

# LOAD TRAIL PRICE BOOK

© 2018 Load Trail | Unauthorized Duplication Strictly Prohibited



**MSRP**

## TABLE OF CONTENTS

Company Directory	I
Electrical Connections	II
Product Code Example	III

Product Description	Page	Product Description	Page
GL - Low-Pro Gooseneck w/Hyd. Dove (22K)	1 - 2	PT - HD Pintle Equipment Tilt (22K)	77 - 78
GP - Low-Pro Gooseneck (22K)	3 - 4	PE - Pintle Equipment Tile (14K)	79 - 80
GR - Heavy Duty GN w/Hyd. Dove (22K)	5 - 6	GN - Gooseneck Tilt-N-Go (14K)	81 - 82
GR - Heavy Duty GN w/Hyd. Dove (21K)	7 - 8	GN - Gooseneck Tilt-N-Go (10K)	83 - 84
GR - Heavy Duty GN w/Hyd. Dove (14K)	9 - 10	GG - Gooseneck Gravity Tilt Deck (14K)	85 - 86
GH - Heavy Duty Gooseneck (22K)	11 - 12	GG - Gooseneck Gravity Tilt Deck (10K)	87 - 88
GH - Heavy Duty Gooseneck (21K)	13 - 14	TH - Bumper Pull Tilt-N-Go Tilt Deck (14K)	89 - 90
GH - Heavy Duty Gooseneck (14K)	15 - 16	TH - Bumper Pull Tilt-N-Go Tilt Deck (10K)	91 - 92
GS - Standard Gooseneck (14K)	17 - 18	TL - Bumper Pull Low-Pro Tilt Deck (14K)	93 - 94
PL - Low-Pro Pintle Hook w/Hyd. Dove (22K)	19 - 20	TL - Bumper Pull Low-Pro Tilt Deck (10K)	95 - 96
PP - Low-Pro Pintle Hook (22K)	21 - 22	TD - Bumper Pull Gravity Tilt Deck (14K)	97 - 98
PR - HD Pintle Hook w/Hyd. Dove (22K)	23 - 24	TD - Bumper Pull Gravity Tilt Deck (10K)	99 - 100
PR - HD Pintle Hook w/Hyd. Dove (21K)	25 - 26	BC - Bob-Cat Trailer (14K)	101 - 102
PR - HD Pintle Hook w/Hyd. Dove (14K)	27 - 28	BC - Bob-Cat Trailer (10K)	103 - 104
PH - HD Pintle Hook (22K)	29 - 30	EG - Gooseneck Equipment Hauler (20K)	105 - 106
PH - HD Pintle Hook (21K)	31 - 32	GC - Gooseneck Carhauler (14K)	107 - 108
PH - HD Pintle Hook (14K)	33 - 34	GC - Gooseneck Carhauler (10K)	109 - 110
PS - Standard Pintle Hook (14K)	35 - 36	EH - Tandem Axle Equipment Hauler (20K)	111 - 112
PS - Standard Pintle Hook (10K)	37 - 38	CZ - Tandem Axle Sport Hauler (7K-10K)	113 - 114
DK - Standard Deckover (14K)	39 - 40	CB - Tandem Axle Carhauler w/Drop (14K)	115 - 116
DK - Standard Deckover (10K)	41 - 42	CP - Tandem Axle Carhauler (14K)	117 - 118
DK - Standard Deckover (7K)	43 - 44	CP - Tandem Axle Carhauler (10K)	119 - 120
GX - Gooseneck Deckover Dump (22K)	45 - 46	CP - Tandem Axle Carhauler (7K)	121 - 122
PX - Pintle Deckover Dump (22K)	47 - 48	CH - Tandem Axle Carhauler (14K)	123 - 124
HG - Heavy Duty Gooseneck Dump (14K)	49 - 50	CH - Tandem Axle Carhauler (10K)	125 - 126
GZ - Gooseneck Dump   10" I-beam (14K)	51 - 52	CH - Tandem Axle Carhauler (7K)	127 - 128
GD - Gooseneck Dump   8" I-beam (14K)	53 - 54	LT - Tandem Axle Landscape Trailer (7K)	129 - 130
GD - Gooseneck Dump   8" I-beam (10K)	55 - 56	UD - Tandem Axle (Drop) Utility (7K)	131 - 132
GM - Gooseneck Drop-N-Go Dump (14K)	57 - 58	UT - Tandem Axle Utility   4" Channel Frame (7K)	131 - 132
DM - Bumper Pull Drop-N-Go Dump (14K)	59 - 60	UE - Tandem Axle Utility   Angle Frame (7K)	133 - 134
DH - Bump Pull HD Dump   8" I-beam (14K)	61 - 62	FT - Tank Trailer (7K - 10K)	135 - 136
DZ - Bumper Pull Dump   10" I-beam (14K)	63 - 64	TV - ATV/Tandem Axle Deckover (3K - 7K)	137 - 138
DT - Bumper Pull Dump   6" I-beam (14K)	65 - 66	SH - Single Axle Scissor Hauler (7K)	139 - 140
DT - Bumper Pull Dump   6" I-beam (10K)	67 - 68	LS - Single Axle Landscape (3K)	141 - 142
DT - Bumper Pull Dump   6" I-beam (7K)	69 - 70	SB   SC - Single Axle Utility   Channel Frame (3K-5.2K)	143 - 144
DS - Single Axle Dump (5.2K)	71 - 72	SE - Single Axle Utility   Angle Frame (3K)	145 - 146
GT - GN Heavy Equipment Tilt (22K)	73 - 74		
GE - GN Heavy Equipment Tilt (14K)	75 - 76		



# PERSONNEL DIRECTORY

220 FM 2216 SUMNER, TEXAS 75486

Office / Manufacturing Facility .....903-783-3900

Position	Name	Extension	E-Mail Address
Sales Director.....	Brandon Jones.....	3948 .....	brandon.jones@loadtrail.com
Sales.....	Alan Fox.....	3993 .....	alan.fox@loadtrail.com
Sales.....	Michael Nesbit.....	3918 .....	michael.nesbit@loadtrail.com
Sales.....	Ruben Wall.....	3955 .....	ruben.wall@loadtrail.com
Business Development.....	John Allen.....	3929 .....	john.allen@loadtrail.com
Warranty/Customer Service .....	Customer Service.....	3915 .....	warranty@loadtrail.com
Parts Sales.....	Main Line.....	3907 .....	parts@loadtrail.com
Parts Sales.....	Johan Fehr.....	3936 .....	john.fehr@loadtrail.com
Parts Sales.....	Andrew Hiebert.....	3956 .....	andrew.hiebert@loadtrail.com
Parts Sales.....	Lennard Thiessen.....	3950 .....	lennard.thiessen@loadtrail.com
Accounts Receivable.....	Melinda Birdsong.....	3930 .....	melinda.birdsong@loadtrail.com
Dispatching.....	Mary Henderson.....	3939 .....	mary.henderson@loadtrail.com

### FAX INFORMATION

Sales Department	903-783-3904
Accounting	903-783-3903

## DISCLAIMER

This MSRP/Product Guide contains information concerning technical descriptions of components, features, and options available for each particular trailer.

We hope you find this information helpful to you in your sales. Single pages will be replaced periodically with the effective date posted on each page.

This MSRP/Product Guide is property of Load Trail LLC. The information contained herein is confidential and is to be used by Load Trail employees and authorized dealers only. The information, specifications, and MSRPs contained in this manual are subject to change at any time without notice.

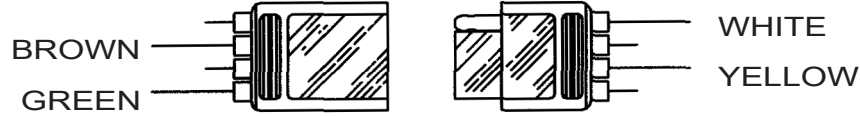
Upon acceptance of this guide, the dealer agrees and acknowledges the above statements and agrees to return the Load Trail MSRP/Product Guide if requested to do so by Load Trail LLC, or should the dealer cease to be an authorized dealer of Load Trail LLC at any time for any reason.

Visit [www.mydealertrack.com](http://www.mydealertrack.com) to place your order, complete your warranty, download order forms and more!

[www.loadtrail.com](http://www.loadtrail.com)

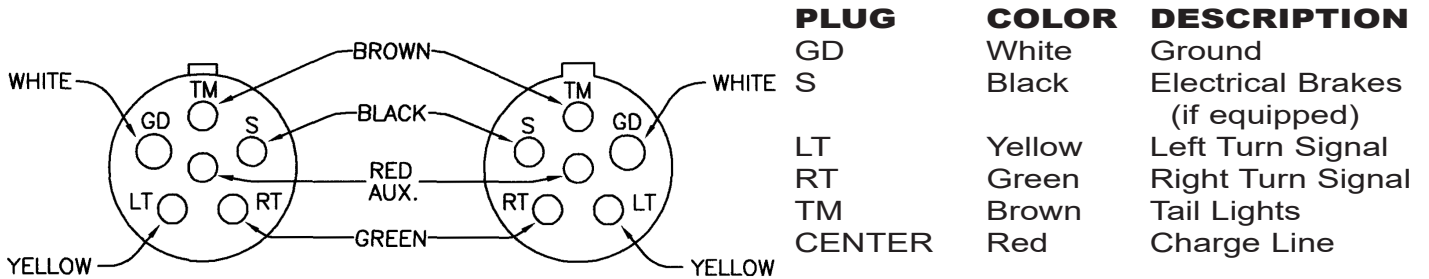
## ELECTRICAL CONNECTORS

### 4 PIN CONNECTOR



COLOR	DESCRIPTION
Brown	Tail Lights
Green	Right Turn
White	Ground
Yellow	Left Turn

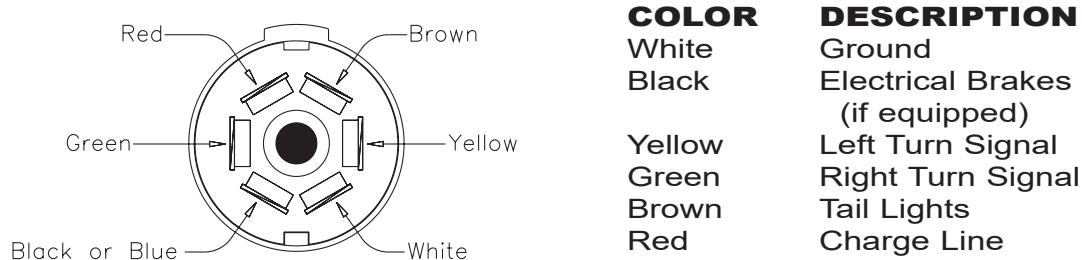
### 6 PIN CONNECTOR



NOTE: Identify contacts by looking into the open end of plug or socket.

Note: Center post on vehicle plug must be active with reverse indicator if trailer is equipped with hydraulic surge brakes.

### 7 PIN CONNECTOR



## PRODUCT TYPE CODE EXAMPLE

<b>Product Code Example</b>					
<b>CH</b>	<b>83</b>	<b>16</b>	<b>07</b>	<b>2</b>	<b>ES2</b>
<b>A</b>	<b>B</b>	<b>C</b>	<b>D</b>	<b>E</b>	<b>F</b>

<b>Product Type</b>	<b>Product Width</b>	<b>Product Length</b>
CH [Carhauler]	83"	16'
A	B	C
<b>GAWR Axle</b>	<b># Axles</b>	<b>Axle Type</b>
07 [7,000 lb]	2	ES2 [2 Electric Brakes]
D	E	F

**C H 8 3 1 6 0 7 2 E S F**

PRODUCT TYPE	PRODUCT WIDTH	PRODUCT LENGTH	GAWR AXLE	# OF AXLES	AXLE TYPE
--------------	---------------	----------------	-----------	------------	-----------



## GL | 12" I-Beam Frame Low-Pro Gooseneck w/Hyd. Dove | 22,000 Lb GVWR

MODEL#	DESCRIPTION	WEIGHT (lbs)	MSRP
GL0226102	102" X 26' Low-Pro GN Hyd. Dove Tail	7628	\$14,321.43
GL0228102	102" X 28' Low-Pro GN Hyd. Dove Tail	7884	\$14,535.71
GL0230102	102" X 30' Low-Pro GN Hyd. Dove Tail	8176	\$14,750.00
GL0232102	102" X 32' Low-Pro GN Hyd. Dove Tail	8413	\$14,957.14
GL0234102	102" X 34' Low-Pro GN Hyd. Dove Tail	8745	\$15,171.43
GL0236102	102" X 36' Low-Pro GN Hyd. Dove Tail	9103	\$15,935.71
GL0238102	102" X 38' Low-Pro GN Hyd. Dove Tail	9396	\$16,164.29
GL0240102	102" X 40' Low-Pro GN Hyd. Dove Tail	10543	\$16,407.14

**GP0220102**

PRODUCT TYPE	PRODUCT WIDTH	PRODUCT LENGTH	GAWR AXLE	# OF AXLES	AXLE TYPE
--------------	---------------	----------------	-----------	------------	-----------

### STANDARD SPECIFICATIONS

- 22,000 lb GVWR
- 10,000 lb (ea axle)
- 3" Bolt On Adjustable Pintle Eye
- 2 - Safety Chains (3/8" Grd. 70)
- 2 - 10,000 lb Drop-Leg Jack
- 2 - 10,000 Lb Dexter 2 Elec/Spring Axles
- HDSS Suspension
- 12" I-Beam Neck
- 12" I-Beam Frame
- 16" OC 3" Channel Crossmembers
- 16" 8-Hole Dual Wheels
- ST235/80 R16 LRE Tires W/Spare
- Treated Wood Flooring
- 8' Slide-In Ramps
- LED D.O.T. Stop, Tail, & Clearance Lights
- 16 Ga. 5-Way Double-Insulated Harness w/Cold Weather 7-way Plug/Cord
- Mechanical and/or Chemical Pretreatment for Maximum Paint Adhesion
- Black - Sherwin-Williams Powdura OneCure, Primer w/Polyester TGIC Gloss Powder Topcoat

### AXLE OPTIONS

Code	Description	MSRP
DS2	2 - 10000 Lb Dexter 2 Hyd Disc/Spring Std Sprd	\$2,850.00
ET2	2 - 10000 Lb Dexter 2 Elec/Tors (LEVEL)	\$3,014.29
HT2	2 - 10000 Lb Dexter 2 Hyd Drum/Tors (LEVEL)	\$3,985.71
AS2	2 - 10000 Lb Dexter 2 Air Brakes	\$6,921.43
ES2	2 - 12000 Lb Dexter 2 Elec Brakes/Spring	\$1,635.71
DS2	2 - 12000 Lb Dexter 2 Hyd Disc/Spring	\$3,400.00
AS2	2 - 12000 Lb Dexter 2 Air Brakes	\$7,357.14
ES2	2 - 15000 Lb Dexter 2 Elec/Spring	\$5,250.00
HS2	2 - 15000 Lb Dexter 2 Hyd Drum/Spring	\$7,357.14
AS2	2 - 15000 Lb Dexter 2 Air Brakes	\$8,107.14
ES3	3 - 10000 Lb Dexter 3 Elec/Spring	\$2,321.43
DS3	3 - 10000 Lb Dexter 3 Hyd Disc/Spring	\$6,742.86
ET3	3 - 10000 Lb Dexter 3 Elec/Tors (LEVEL)	\$7,378.57
HT3	3 - 10000 Lb Dexter 3 Hyd Drum/Tors (LEVEL)	\$7,914.29
AS3	3 - 10000 Lb Dexter 3 Air Brakes	\$10,914.29
ES3	3 - 12000 Lb Dexter 3 Elec/Spring	\$4,707.14
DS3	3 - 12000 Lb Dexter 3 Hyd Disc/Spring	\$7,885.71
AS3	3 - 12000 Lb Dexter 3 Air Brakes	\$11,707.14

### COLOR OPTIONS

Code	Description	MSRP
CB2	Black W/Primer	\$0.00
CBM	Metallic Black W/Primer	\$178.57
CG3	Gray W/Primer	\$107.14
CW4	White W/Primer	\$357.14
CR5	Red W/Primer	\$107.14
CB6	Blue W/Primer	\$107.14
CG7	Green W/Primer	\$107.14
CY8	Yellow W/Primer	\$107.14
CO9	Orange W/Primer	\$107.14
CA1	OD Army Green W/Primer	\$107.14
CT2	Coyote Tan W/Primer	\$107.14
CP0	Pink W/Primer	\$107.14
CNG	Neon Green W/Primer	\$107.14
CS1	Silver W/Primer	\$107.14
CAM	Aggie Maroon W/Primer	\$107.14
WM1	Western Metallic W/Primer	\$107.14
CP1	Purple W/Primer	\$178.57

\*\*\*NOTE: On 36ft+ Length gooseneck trailers, the U01/U02 options become standard\*\*\*

# Options (GL) | 12" I-Beam Frame | Low-Pro Gooseneck w/Hyd Dove

## COUPLER OPTIONS

Code	Description	MSRP
C14	Coupler 2-5/16" Adj. Rd.	\$0.00
C15	Coupler 2-5/16" Adj. Sq.	\$64.29.00

## Gates, Dove Tails & Ramps

Code	Description	MSRP
DHS	9' Hydraulic Self Clean Dove Tail	\$464.29
DH10	10' Hydraulic Dove Tail	\$214.29
CL1	Cleats on Dove Tail (Outside Only)	\$257.14
CL2	Cleats on Dove Tail (Whole Dove)	\$257.14
CL3	Cleats on Dove Tail (Sq. Bar, Outside)	\$535.71

## OTHER OPTIONS

Code	Description	MSRP
A05	ST235/80 R16 LRE	Standard
A06	ST235/85 R16 LRG	\$107.14/ea.
A07	ST215/75 R17.5 LRH (15K)	\$214.29/ea.
A15	ST215/75 R17.5 LRH (Singles)	\$221.42/ea.
A21	ST215/75 R17.5 LRH (Dual)	\$214.29/ea.
A22	ST215/75 R17.5 w/Alum (Singles)	\$292.86/ea.
A37	ST215/75 R17.5 LRH (Dual) Provider	\$214.29/ea.
B06	I-Beam Frame 12" 19lb	\$11.43/FT
C50	King Pin Fifth-Wheel Adapter Adj Rd.	\$157.14
C51	King Pin Fifth-Wheel Adapter Adj Sq.	\$157.14
CR1	Locking Chain Rack	\$107.14
DO1	Deck Over Neck 102" X 96"	\$750.00
DO2	DeckOnNeck 45° Corner 102" X 96"	\$914.29
E02	Treated Pine Wood Floor	Standard
E03	Steel Floor DP	\$27.14/FT
E05	Rough Oak Floor	\$22.86/FT
E07	Douglas Fir Wood Floor	\$11.43/FT
E09	Blackwood Lumber (Classic)	\$28.57/FT
EL1	Wet Bolt Kit Equalizer Lubrication	\$35.71
F99	Diamond Plate Over Wheels	Standard
I00	24" OC Crossmembers	Standard
I01	16" OC Cross-Members	\$10.00/FT
I02	12" OC Cross-Members	\$15.71/FT
J05	2 - 10K Drop Leg Jacks	Standard
J06	2 - Jacks, 25K Drop Leg 2-Speed	\$564.29
J07	2 - Hydraulic Jacks	\$1,421.42
J08	2 - Jacks, Drop Leg Elec.	\$1,135.71
L04	Bolt On Headache Light Bar	\$350.00
L07	7-way RV w/Cold Weather Harness	Standard
L08	Lighting LED (Back Up) w/Cold Weather Harness	\$135.71
L10	LED Single Row Light Bar	\$257.14
L11	LED Dual Row Light Bar	\$357.14
M03	D-Rings 3" Weld-On	\$21.43/ea.
M04	D-Rings 4" Weld-On	\$28.57/ea.
M06	D-Rings 4" Recessed 360 Rotational Bolt On	\$57.14/ea.
M33	3" Removable D-Rings	\$41.43/ea.
M44	4" Removable D-Rings	\$48.57/ea.
N01	6" Raised Neck & Coupler	\$150.00
N02	12" Raised Neck & Coupler	\$221.43
T03	48" Side Mount Tool Box (LH)	\$321.42
T04	48" Side Mount Tool Box (RH)	\$321.43
TM3	Spare Tire Mount (Fold Down)	\$100.00
SS0	1 - Side Step	Standard
SS1	2 Side Steps	\$35.71
SM1	1 - MAX-Step (12")	\$35.71
SM2	2 - MAX-Step (12")	\$107.14
SP1	4 - Additional Stake Pockets	\$28.57
SP8	8 - Additional Stake Pockets	\$57.14

## OTHER OPTIONS

Code	Description	MSRP
U01	Under Frame Bridge	\$7.14/FT
U02	Pipe Bridge (Standard on 36'+)	\$11.43/FT
W01	Winch Plate (8" Channel)	\$71.43
W02	1/2" Winch Plate	\$185.71
W15	12,000 lb. Winch Package w/1/2" Plate	\$1,421.43
W18	17,500 lb. Winch Package w/1/2" Plate	\$1,428.57
W20	9,500 lb Winch Package w/1/2" Plate	\$857.14
WS1	Wheel Simulators	\$571.43
WR1	Under Frame Rack	\$321.43
Y01	Spread Axles 6"	\$121.43
Y02	Spread Axles 72"	\$92.857
Y10	Hutch Suspension	\$1,141.43
Y15	HDSS Suspension	Standard
Y18	Air Ride Suspension	\$3,564.29
Y19	Air Ride Suspension 1 Lift Axle	\$4,564.29
Z01	Ratchets Weld-On (1 Every 5 Ft)	\$35.71/ea.
Z02	Ratchets Adjustable (1 Every 5 Ft)	\$35.71/ea.
Z03	Ratchet Track Weld-On	\$14.29/ft



## GP | 12" I-Beam Frame Low-Pro Gooseneck | 22,000 Lb GVWR

MODEL#	DESCRIPTION	WEIGHT (lbs)	MSRP
GP0220102	102" X 20' Low-Pro Gooseneck	6468	\$10,378.57
GP0222102	102" X 22' Low-Pro Gooseneck	6726	\$10,592.86
GP0224102	102" X 24' Low-Pro Gooseneck	7002	\$10,792.86
GP0225102	102" X 25' Low-Pro Gooseneck	7120	\$10,900.00
GP0226102	102" X 26' Low-Pro Gooseneck	7352	\$11,000.00
GP0228102	102" X 28' Low-Pro Gooseneck	7639	\$11,207.14
GP0230102	102" X 30' Low-Pro Gooseneck	7892	\$11,414.29
GP0232102	102" X 32' Low-Pro Gooseneck	8151	\$11,621.43
GP0234102	102" X 34' Low-Pro Gooseneck	8415	\$11,821.43
GP0236102	102" X 36' Low-Pro Gooseneck	8693	\$12,578.57
GP0238102	102" X 38' Low-Pro Gooseneck	8951	\$12,814.29
GP0240102	102" X 40' Low-Pro Gooseneck	10191	\$13,035.71

**GP0220102**

PRODUCT TYPE	PRODUCT WIDTH	PRODUCT LENGTH	GAWR AXLE	# OF AXLES	AXLE TYPE

### STANDARD SPECIFICATIONS

- 22,000 lb GVWR
- 10,000 lb (ea axle)
- 2 5/16" Adjustable Coupler Round
- 2 - Safety Chains (3/8" Grd. 70)
- 2 - 10,000 Lb Drop-Leg Jack
- 2 - 10,000 Lb Dexter 2 Elec/Spring Axles
- HDSS Suspension
- 12" I-Beam Neck
- 12" I-Beam Frame
- 16" OC 3" Channel Crossmembers
- 16" 8-Hole Dual Wheels
- ST235/80 R16 LRE Tires W/Spare
- Treated Wood Flooring
- 8' Slide-In Ramps
- Front Tool Box
- LED D.O.T. Stop, Tail, & Clearance Lights
- 16 Ga. 5-Way Double-Insulated Harness w/Cold Weather 7-way Plug/Cord
- Mechanical and/or Chemical Pretreatment for Maximum Paint Adhesion
- Black - Sherwin-Williams Powdura OneCure, Primer w/Polyester TGIC Gloss Powder Topcoat

\*\*\*NOTE: On 36Ft+ Length gooseneck trailers, the U01/U02 options become standard\*\*\*

### AXLE OPTIONS

Code	Description	MSRP
HS2	2 - 10000 Lb Dexter 2 Hyd Disc/Spring Std Sprd	\$2,885.71
ET2	2 - 10000 Lb Dexter 2 Elec Brakes/Tors (LEVEL)	\$3,014.29
HT2	2 - 10000 Lb Dexter 2 Hyd Drum/Tors (LEVEL)	\$3,985.71
AS2	2 - 10000 Lb Dexter 2 Air/Spring	\$6,921.43
ES2	2 - 12000 Lb Dexter 2 Elec/Spring	\$1,635.71
DS2	2 - 12000 Lb Dexter 2 Hyd Disc/Spring	\$3,400.00
AS2	2 - 12000 Lb Dexter 2 Air/Spring	\$7,357.14
ES2	2 - 15000 Lb Dexter 2 Elec/Spring	\$5,250.00
HS2	2 - 15000 Lb Dexter 2 Hyd Drum/Spring	\$7,357.14
AS2	2 - 15000 Lb Dexter 2 Air Brakes/Spring	\$8,107.14
ES3	3 - 10000 Lb Dexter 3 Elec Brakes/Spring	\$2,321.43
DS3	3 - 10000 Lb Dexter 3 Hyd Disc/Spring	\$6,742.86
ET3	3 - 10000 Lb Dexter 3 Elec/Tors (LEVEL)	\$7,378.57
HT3	3 - 10000 Lb Dexter 3 Hyd Drum/Tors (LEVEL)	\$7,914.29
AS3	3 - 10000 Lb Dexter 3 Air Brakes/Spring	\$10,914.29
ES3	3 - 12000 Lb Dexter 3 Elec Brakes/Spring	\$4,707.14
DS3	3 - 12000 Lb Dexter 3 Hyd Disc Brakes/Spring	\$7,885.71
AS3	3 - 12000 Lb Dexter 3 Air Brakes/Spring	\$11,707.14

### COLOR OPTIONS

Code	Description	MSRP
CB2	Black W/Primer	\$0.00
CBM	Metallic Black W/Primer	\$178.57
CG3	Gray W/Primer	\$107.14
CW4	White W/Primer	\$357.14
CR5	Red W/Primer	\$107.14
CB6	Blue W/Primer	\$107.14
CG7	Green W/Primer	\$107.14
CY8	Yellow W/Primer	\$107.14
CO9	Orange W/Primer	\$107.14
CA1	OD Army Green W/Primer	\$107.14
CT2	Coyote Tan W/Primer	\$107.14
CP0	Pink W/Primer	\$107.14
CNG	Neon Green W/Primer	\$107.14
CS1	Silver W/Primer	\$107.14
CAM	Aggie Maroon W/Primer	\$107.14
WM1	Western Metallic W/Primer	\$107.14
CP1	Purple W/Primer	\$178.57



# Options (GP) | 12" I-Beam Frame | Low-Pro Gooseneck

## COUPLER OPTIONS

Code	Description	MSRP
C14	Coupler 2-5/16" Adj. Rd.	\$0.00
C15	Coupler 2-5/16" Adj. Sq.	\$64.29
C50	King Pin Fifth-Wheel Adapter Adj Rd.	\$157.14
C51	King Pin Fifth-Wheel Adapter Adj Sq.	\$157.14

## Gates, Dove Tails & Ramps

Code	Description	MSRP
H15	8' Rear Slide-In Ramps	Standard
D10	5' Self Clean Dove w/Slide In Ramps	\$292.86
D30	5' Self Clean Dove w/Stand-Up Ramps	\$328.57
D31	5' Self Clean Dove w/3Stand-Up Ramps	\$528.57
D13	5' Self Clean Dove w/2 Flip Over Ramps	\$400.00
D14	5' Self Clean Dove w/3 Flip Over Ramps	\$614.29
D08	5' Self Clean Dove w/Max Ramps	\$1,107.14
DW10	5' Dove w/Wood & 2 Slide In Ramps	\$292.86
DW13	5' Dove w/Wood & 2 Flip Over Ramps	\$421.43
DW14	5' Dove w/Wood & 3 Flip Over Ramps	\$642.86
D54	5' Self Clean Dove w/4' HD Fold Gate	\$321.43
D64	5' Self Clean Dove w/4' HD Split Gate	\$335.71
D55	5' Self Clean Dove w/5' HD Fold Gate	\$392.86
D65	5' Self Clean Dove w/5' HD Split Gate	\$435.71
D56	5' Self Clean Dove w/6' HD Fold Gate	\$464.29
D66	5' Self Clean Dove w/6' HD Split Gate	\$507.14
SR1	Ramp Support Arms	\$78.57

## OTHER OPTIONS

Code	Description	MSRP
A05	ST235/80 R16 LRE	Standard
A06	ST235/85 R16 LRG	\$107.14/ea.
A07	ST215/75 R17.5 LRH (15K)	\$214.29/ea.
A15	ST215/75 R17.5 LRH (Singles)	\$221.43/ea.
A21	ST215/75 R17.5 LRH (Dual)	\$214.29/ea.
A22	ST215/75 R17.5 w/Alum Whls (Singles)	\$292.86/ea.
A37	ST215/75 R17.5 LRH (Dual) Provider	\$214.29/ea.
B06	I-Beam Frame 12" 19lb	\$11.43/FT
CR1	Locking Chain Rack	\$107.14
DO1	Deck Over Neck 102" X 96"	\$750.00
DO2	DeckOnNeck 45° Corner 102" X 96"	\$914.29
E02	Treated Pine Wood Floor	Standard
E03	Steel Floor DP	\$27.14/FT
E05	Rough Oak Floor	\$22.86/FT
E07	Douglas Fir Wood Floor	\$11.43FT
E09	Blackwood Lumber (Classic)	\$28.57/FT
F99	Diamond Plate Over Wheels	Standard
I01	16" OC Cross-Members	Standard
I02	12" OC Cross-Members	\$15.71/FT
J05	2 - 10K Drop Leg Jacks	Standard
J06	2 - Jacks, 25K Drop Leg 2-Speed	\$564.29
J07	2 - Hydraulic Jacks	\$1,764.29
J08	2 - Jacks, Drop Leg Elec.	\$1,135.71
L04	Bolt On Headache Light Bar	\$350.00
L07	7-way RV w/Cold Weather Harness	Standard
L08	Lighting LED (Back Up) w/Cold Weather Harness	\$135.71
L10	LED Single Row Light Bar	\$257.14
L11	LED Dual Row Light Bar	\$357.14
M03	D-Rings 3" Weld-On	\$21.43/ea.
M04	D-Rings 4" Weld-On	\$28.57/ea.
M06	D-Rings 4" Recessed 360 Rotational Bolt On	\$57.14/ea.
M33	3" Removable D-Rings	\$41.43/ea.

## OTHER OPTIONS

Code	Description	MSRP
M44	4" Removable D-Rings	\$48.57/ea.
N01	6" Raised Neck & Coupler	\$150.00
N02	12" Raised Neck & Coupler	\$221.43
T03	48" Side Mount Tool Box (LH)	\$321.43
T04	48" Side Mount Tool Box (RH)	\$321.43
T12	Top Riser Toolbox	\$464.29
TM3	Spare Tire Mount (Fold Down)	\$100.00
RS2	Rear Support Stands (Tube)	\$121.43
SS0	1 - Side Step	Standard
SS1	2 - Side Steps	\$35.71
SM1	1 - MAX-Step (12")	\$35.71
SM2	2 - MAX-Step (12")	\$107.14
SP1	4 - Additional Stake Pockets	\$28.57
SP8	8 - Additional Stake Pockets	\$57.14
U01	Under Frame Bridge	\$7.13/FT
U02	Pipe Bridge (Standard on 36'+)	\$11.43/FT
W01	Winch Plate (8" Channel)	\$71.43
W02	1/2" Winch Plate	\$185.71
W15	12,000 lb. Winch Package w/1/2" Plate	\$1,421.43
W18	17,500 lb. Winch Package w/1/2" Plate	\$1,428.57
W20	9,500 lb Winch Package w/1/2" Plate	\$857.143
WS1	Wheel Simulators	\$571.43
WR1	Under Frame Rack	\$321.43
Y01	Spread Axles 6"	\$121.43
Y02	Spread Axles 72"	\$92.86
Y15	HDSS Suspension	Standard
Y18	Air Ride Suspension	\$3,564.29
Y19	Air Ride Suspension 1 Lift Axle	\$,564.29
Z01	Ratchets Weld-On (1 Every 5 Ft)	\$35.71/ea.
Z02	Ratchets Adjustable (1 Every 5 Ft)	\$35.71/ea.
Z03	Ratchet Track Weld-On	\$14.29/ft.



## GR | 12" I-Beam Frame HD GN w/Hyd. Dove | 22,000 Lb GVWR

MODEL#	DESCRIPTION	WEIGHT (lbs)	MSRP
GR0226102	102" X 26' GN Heavy Duty Hyd. Dove Tail	7470	\$14,321.43
GR0228102	102" X 28' GN Heavy Duty Hyd. Dove Tail	7746	\$14,535.71
GR0230102	102" X 30' GN Heavy Duty Hyd. Dove Tail	8047	\$14,750.00
GR0232102	102" X 32' GN Heavy Duty Hyd. Dove Tail	8306	\$14,957.14
GR0234102	102" X 34' GN Heavy Duty Hyd. Dove Tail	8548	\$15,171.43
GR0236102	102" X 36' GN Heavy Duty Hyd. Dove Tail	8801	\$15,935.71
GR0238102	102" X 38' GN Heavy Duty Hyd. Dove Tail	9079	\$16,164.29
GR0240102	102" X 40' GN Heavy Duty Hyd. Dove Tail	10227	\$16,407.14

**GR0226102**

PRODUCT TYPE	PRODUCT WIDTH	PRODUCT LENGTH	GAWR AXLE	# OF AXLES	AXLE TYPE
--------------	---------------	----------------	-----------	------------	-----------

### STANDARD SPECIFICATIONS

- 22,000 lb GVWR
- 10,000 lb (ea axle)
- 2-5/16" Adjustable Coupler Round
- 2 - Safety Chains (3/8" Grd. 70)
- 2 - 10,000 lb Drop-Leg Jack
- 2 - 10,000 Lb Dexter 2 Elec/Spring Axles
- HDSS Suspension
- 12" I-Beam Neck
- 12" I-Beam Frame
- 16" OC 3" Channel Crossmembers
- 16" 8-Hole Dual Wheels
- ST235/80 R16 LRE Tires W/Spare
- Treated Wood Flooring
- Front Tool Box
- Dual Acting Hydraulic Power Unit
- 3" x 10 Cylinder w/1.25" Shaft
- LED D.O.T. Stop, Tail, & Clearance Lights
- 16 Ga. 5-Way Double-Insulated Harness w/Cold Weather 7-way Plug/Cord
- Mechanical and/or Chemical Pretreatment for Maximum Paint Adhesion
- Black - Sherwin-Williams Powdura OneCure, Primer w/Polyester TGIC Gloss Powder Topcoat

\*\*\*NOTE: On 36Ft+ Length gooseneck trailers, the U01/U02 options become standard\*\*\*

### AXLE OPTIONS

Code	Description	MSRP
HS2	2 - 10000 Lb Dexter 2 Hyd Disc/Spring Std Sprd	\$2,885.71
ET2	2 - 10000 Lb Dexter 2 Elec Brakes/Tors (LEVEL)	\$3,014.29
HT2	2 - 10000 Lb Dexter 2 Hyd Drum/Tors (LEVEL)	\$3,985.71
AS2	2 - 10000 Lb Dexter 2 Air/Spring	\$6,921.43
ES2	2 - 12000 Lb Dexter 2 Elec/Spring	\$1,635.71
DS2	2 - 12000 Lb Dexter 2 Hyd Disc/Spring	\$3,400.00
AS2	2 - 12000 Lb Dexter 2 Air/Spring	\$7,357.14
ES2	2 - 15000 Lb Dexter 2 Elec/Spring	\$5,250.00
HS2	2 - 15000 Lb Dexter 2 Hyd Drum/Spring	\$7,357.14
AS2	2 - 15000 Lb Dexter 2 Air Brakes/Sring	\$8,107.14
ES3	3 - 10000 Lb Dexter 3 Elec Brakes/Spring	\$2,321.43
DS3	3 - 10000 Lb Dexter 3 Hyd Disc/Spring	\$6,742.86
ET3	3 - 10000 Lb Dexter 3 Elec/Tors (LEVEL)	\$7,378.57
HT3	3 - 10000 Lb Dexter 3 Hyd Drum/Tors (LEVEL)	\$7,914.29
AS3	3 - 10000 Lb Dexter 3 Air Brakes/Spring	\$10,914.29
ES3	3 - 12000 Lb Dexter 3 Elec Brakes/Spring	\$4,707.14
DS3	3 - 12000 Lb Dexter 3 Hyd Disc Brakes/Spring	\$7,885.71
AS3	3 - 12000 Lb Dexter 3 Air Brakes/Spring	\$11,707.14

### COLOR OPTIONS

Code	Description	MSRP
CB2	Black W/Primer	\$0.00
CBM	Metallic Black W/Primer	\$178.57
CG3	Gray W/Primer	\$107.14
CW4	White W/Primer	\$357.14
CR5	Red W/Primer	\$107.14
CB6	Blue W/Primer	\$107.14
CG7	Green W/Primer	\$107.14
CY8	Yellow W/Primer	\$107.14
CO9	Orange W/Primer	\$107.14
CA1	OD Army Green W/Primer	\$107.14
CT2	Coyote Tan W/Primer	\$107.14
CP0	Pink W/Primer	\$107.14
CNG	Neon Green W/Primer	\$107.14
CS1	Silver W/Primer	\$107.14
CAM	Aggie Maroon W/Primer	\$107.14
WM1	Western Metallic W/Primer	\$107.14
CP1	Purple W/Primer	\$178.57

# Options (GR) | 12" I-Beam Frame | HD GN w/Hyd. Dove

## COUPLER OPTIONS

Code	Description	MSRP
C14	Coupler 2-5/16" Adj. Rd.	\$0.00
C15	Coupler 2-5/16" Adj. Sq.	\$64.29
C50	King Pin Fifth-Wheel Adapter Adj Rd.	\$157.14
C51	King Pin Fifth-Wheel Adapter Adj Sq.	\$157.14

## Gates, Dove Tails & Ramps

Code	Description	MSRP
DHS	9' Hydraulic Self Clean Dove Tail	\$464.29
DH10	10' Hydraulic Dove Tail	\$214.29
CL1	Cleats on Dove Tail (Outside Only)	\$257.14
CL2	Cleats on Dove Tail (Whole Dove)	\$257.14
CL3	Cleats on Dove Tail (Sq. Bar, Outside)	\$535.71

## OTHER OPTIONS

Code	Description	MSRP
A05	ST235/80 R16 LRE	Standard
A06	ST235/85 R16 LRG	\$107.14/ea.
A07	ST215/75 R17.5 LRH (15K)	\$214.29/ea.
A15	ST215/75 R17.5 LRH (Singles)	\$221.43/ea.
A21	ST215/75 R17.5 LRH (Dual)	\$214.29/ea.
A22	ST215/75 R17.5 w/Alum Whls (Singles)	\$292.86/ea.
A37	ST215/75 R17.5 LRH (Dual) Provider	\$214.29/ea.
B06	I-Beam Frame 12" 19lb	\$11.43/FT
CR1	Locking Chain Rack	\$107.14
DO1	Deck Over Neck 102" X 96"	\$750.00
DO2	DeckOnNeck 45° Corner 102" X 96"	\$914.29
E02	Treated Pine Wood Floor	Standard
E03	Steel Floor DP	\$27.14/FT
E05	Rough Oak Floor	\$22.86/FT
E07	Douglas Fir Wood Floor	\$11.43/FT
E09	Blackwood Lumber (Classic)	\$28.57/FT
I01	16" OC Cross-Members	Standard
I02	12" OC Cross-Members	\$15.71/FT
J05	2 - 10K Drop Leg Jacks	Standard
J06	2 - Jacks, 25K Drop Leg 2-Speed	\$564.29
J07	2 - Hydraulic Jacks	\$1,421.43
J08	2 - Jacks, Drop Leg Elec.	\$1,135.71
L03	Lighting, LED	Standard
L04	Bolt On Headache Light Bar	\$350.00
L05	Lighting LED (Back Up)	\$135.71
L07	7-way RV w/Cold Weather Harness	Standard
L08	Lighting LED (Back Up) w/Cold Weather Harness	\$135.71
L10	LED Single Row Light Bar	\$257.14
L11	LED Dual Row Light Bar	\$357.14
M03	D-Rings 3" Weld-On	\$21.43/ea.
M04	D-Rings 4" Weld-On	\$28.57/ea.
M06	D-Rings 4" Recessed 360 Rotational Bolt On	\$57.14/ea.
M33	3" Removable D-Rings	\$41.43/ea.
M44	4" Removable D-Rings	\$48.57/ea.
N01	6" Raised Neck & Coupler	\$150.00
N02	12" Raised Neck & Coupler	\$221.43
T03	48" Side Mount Tool Box (LH)	\$321.43
T04	48" Side Mount Tool Box (RH)	\$321.43
T12	Top Riser Toolbox	\$464.29
TM3	Spare Tire Mount (Fold Down)	\$100.00
RS2	Rear Support Stands (Tube)	\$121.43
SS0	1 - Side Step	Standard
SS1	2 Side Steps	\$35.71
SM1	1 - MAX-Step (12")	\$35.71
SM2	2 - MAX-Step (12")	\$107.14

## OTHER OPTIONS

Code	Description	MSRP
SP1	4 - Additional Stake Pockets	\$28.57
SP8	8 - Additional Stake Pockets	\$57.14
U01	Under Frame Bridge	\$7.14/FT
U02	Pipe Bridge (Standard on 36'+)	\$11.43/FT
W01	Winch Plate (8" Channel)	\$71.43
W02	1/2" Winch Plate	\$185.71
W15	12,000 lb. Winch Package w/1/2" Plate	\$1,421.43
W18	17,500 lb. Winch Package w/1/2" Plate	\$1,428.57
W20	9,500 lb Winch Package w/1/2" Plate	\$857.14
WS1	Wheel Simulators	\$571.43
WR1	Under Frame Rack	\$321.43
Y01	Spread Axles 6"	\$121.43
Y02	Spread Axles 72"	\$92.86
Y15	HDSS Suspension	Standard
Y18	Air Ride Suspension	\$3,564.29
Y19	Air Ride Suspension 1 Lift Axle	\$4,564.29
Z01	Ratchets Weld-On (1 Every 5 Ft)	\$35.71/ea.
Z02	Ratchets Adjustable (1 Every 5 Ft)	\$35.71/ea.
Z03	Ratchet Track Weld-On	\$14.29/ft.



## GR | 12" I-Beam Frame HD GN w/Hyd. Dove | 21,000 Lb Series

MODEL#	DESCRIPTION	WEIGHT (lbs)	MSRP
GR0228073	102" X 28' Heavy Duty GN Hyd. Dove Tail	N/A	\$12,028.57
GR0230073	102" X 30' Heavy Duty GN Hyd. Dove Tail	8200	\$12,221.43
GR0232073	102" X 32' Heavy Duty GN Hyd. Dove Tail	8543	\$12,421.43
GR0234073	102" X 34' Heavy Duty GN Hyd. Dove Tail	N/A	\$12,628.57
GR0236073	102" X 36' Heavy Duty GN Hyd. Dove Tail	9100	\$13,285.71
GR0238073	102" X 38' Heavy Duty GN Hyd. Dove Tail	N/A	\$13,492.86
GR0240073	102" X 40' Heavy Duty GN Hyd. Dove Tail	10330	\$13,557.14

**GR0228073**

PRODUCT TYPE	PRODUCT WIDTH	PRODUCT LENGTH	GAWR AXLE	# OF AXLES	AXLE TYPE
--------------	---------------	----------------	-----------	------------	-----------

### STANDARD SPECIFICATIONS

- 21,000 lb GVWR
- 7,000 lb (ea axle)
- 2-5/16" Adjustable Coupler Round
- 2 - Safety Chains (3/8" Grd. 70)
- 2 - 10,000 lb Drop-Leg Jack
- 3 - 7,000 Lb Dexter 2 Elec/Spring Axles
- HDSS Suspension
- 12" I-Beam Neck
- 12" I-Beam Frame
- 16 " OC 3" Channel Crossmembers
- 16" 8-Hole Wheels
- ST235/80 R16 LRE Tires W/Spare
- Treated Wood Flooring
- Front Tool Box
- Dual Acting Hydraulic Power Unit
- 3" x 10 Cylinder w/1.25" Shaft
- LED D.O.T. Stop, Tail, & Clearance Lights
- 16 Ga. 5-Way Double-Insulated Harness w/Cold Weather 7-way Plug/Cord
- Mechanical and/or Chemical Pretreatment for Maximum Paint Adhesion
- Black - Sherwin-Williams Powdura OneCure, Primer w/Polyester TGIC Gloss Powder Topcoat

\*\*\*NOTE: On 36Ft+ Length gooseneck trailers, the U01/U02 options become standard\*\*\*

### AXLE OPTIONS

Code	Description	MSRP
ETC	3 - 7,000 Lb Dexter 3 Elec/Tors (DOWN) FSA	\$735.71
HS3	3 - 7,000 Lb Dexter 3 Hyd Drum/Spring	\$2,671.43
DS3	3 - 7,000 Lb Dexter 3 Hyd Disc/Spring	\$3,235.71
HT3	3 - 7,000 Lb Dexter 3 Hyd Drum/Tors (DOWN)	\$3,235.71
HT3	3 - 7,000 Lb Dexter 3 Hyd./Tors (DOWN)	\$2,707.14
ESC	3 - 8,000 Lb Dexter 3 Elec/Spring FSA	\$4,071.43
ETC	3 - 8,000 Lb Dexter 3 Elec/Tors (DOWN) FSA	\$4,742.86
DS3	3 - 8,000 Lb Dexter 3 Hyd Disc/Spring	\$5,485.71
HT3	3 - 8,000 Lb Dexter 3 Hyd Drum/Tors (DOWN)	\$5,871.43

### COUPLER OPTIONS

Code	Description	MSRP
C14	Coupler 2-5/16" Adj. Rd.	\$0.00
C15	Coupler 2-5/16" Adj. Sq.	\$64.29
C50	King Pin Fifth-Wheel Adapter Adj Rd.	\$157.14
C51	King Pin Fifth-Wheel Adapter Adj Sq.	\$157.14

### COLOR OPTIONS

Code	Description	MSRP
CB2	Black W/Primer	\$0.00
CBM	Metallic Black W/Primer	\$178.57
CG3	Gray W/Primer	\$107.14
CW4	White W/Primer	\$357.14
CR5	Red W/Primer	\$107.14
CB6	Blue W/Primer	\$107.14
CG7	Green W/Primer	\$107.14
CY8	Yellow W/Primer	\$107.14
CO9	Orange W/Primer	\$107.14
CA1	OD Army Green W/Primer	\$107.14
CT2	Coyote Tan W/Primer	\$107.14
CP0	Pink W/Primer	\$107.14
CNG	Neon Green W/Primer	\$107.14
CS1	Silver W/Primer	\$107.14
CAM	Aggie Maroon W/Primer	\$107.14
WM1	Western Metallic W/Primer	\$107.14
CP1	Purple W/Primer	\$178.57

# Options (GR) | 12" I-Beam Frame | HD GN w/Hyd. Dove

## Gates, Dove Tails & Ramps

Code	Description	MSRP
DHS	9' Hydraulic Self Clean Dove Tail	\$464.29
DH10	10' Hydraulic Dove Tail	\$214.29
CL1	Cleats on Dove Tail (Outside Only)	\$257.14
CL2	Cleats on Dove Tail (Whole Dove)	\$257.14
CL3	Cleats on Dove Tail (Sq. Bar, Outside)	\$535.71

## OTHER OPTIONS

Code	Description	MSRP
A05	ST235/80 R16 LRE	Standard
A06	ST235/85 R16 LRG	\$107.14/ea.
A07	ST215/75 R17.5 LRH (15K)	\$214.29/ea.
A14	ST235/85 R16 LRG w/Chrome Wheels	\$242.86/ea.
A15	ST215/75 R17.5 LRH (Singles)	\$221.43/ea.
A16	ST235/80 R16 LRE w/Aluminum Whls	\$185.71/ea.
A17	ST235/85 R16 LRG w/Aluminum Whls	\$285.71/ea.
A20	ST235/80 R16 LRE w/Chrome Whls	\$135.71/ea.
A22	ST215/75 R17.5 w/Alum Whls (Singles)	\$292.86/ea.
B06	I-Beam Frame 12" 19lb	\$11.43/FT
CR1	Locking Chain Rack	\$107.14
DO1	Deck Over Neck 102" X 96"	\$750.00
DO2	DeckOnNeck 45° Corner 102" X 96"	\$914.29
E02	Treated Pine Wood Floor	Standard
E03	Steel Floor DP	\$27.14/FT
E05	Rough Oak Floor	\$22.86/FT
E07	Douglas Fir Wood Floor	\$11.43/FT
E09	Blackwood Lumber (Classic)	\$28.57/FT
I01	16" OC Cross-Members	Standard
I02	12" OC Cross-Members	\$15.71/FT
J05	2 - 10K Drop Leg Jacks	Standard
J06	2 - Jacks, 25K Drop Leg 2-Speed	\$564.29
J07	2 - Hydraulic Jacks	\$1,421.43
J08	2 - Jacks, Drop Leg Elec.	\$1,135.71
L04	Bolt On Headache Light Bar	\$350.00
L07	7-way RV w/Cold Weather Harness	Standard
L08	Lighting LED (Back Up) w/Cold Weather Harness	\$135.71
L10	LED Single Row Light Bar	\$257.14
L11	LED Dual Row Light Bar	\$357.14
M03	D-Rings 3" Weld-On	\$21.43/ea.
M04	D-Rings 4" Weld-On	\$28.57/ea.
M06	D-Rings 4" Recessed 360 Rotational Bolt On	\$57.14/ea.
M33	3" Removable D-Rings	\$41.43/ea.
M44	4" Removable D-Rings	\$48.57/ea.
N01	6" Raised Neck & Coupler	\$150.00
N02	12" Raised Neck & Coupler	\$221.43
T03	48" Side Mount Tool Box (LH)	\$321.43
T04	48" Side Mount Tool Box (RH)	\$321.43
T12	Top Riser Toolbox	\$464.29
TM3	Spare Tire Mount (Fold Down)	\$100.00
RS2	Rear Support Stands (Tube)	\$121.43
SS0	1 - Side Step	Standard
SS1	2 Side Steps	\$35.71
SM1	1 - MAX-Step (12")	\$35.71
SM2	2 - MAX-Step (12")	\$107.14
SP1	4 - Additional Stake Pockets	\$28.57
SP8	8 - Additional Stake Pockets	\$57.14
U01	Under Frame Bridge	\$7.14/FT
U02	Pipe Bridge (Standard on 36'+)	\$11.43/FT
W01	Winch Plate (8" Channel)	\$71.42
W02	1/2" Winch Plate	\$185.71
W15	12,000 lb. Winch Package w1/2" Plate	\$1,421.43
W18	17,500 lb. Winch Package w1/2" Plate	\$1,428.57

## OTHER OPTIONS

Code	Description	MSRP
W20	9,500 lb Winch Package w/1/2" Plate	\$857.14
WS1	Wheel Simulators	\$571.43
WR1	Under Frame Rack	\$321.42
Y01	Spread Axles 6"	\$121.43
Y02	Spread Axles 72"	\$92.86
Y10	Hutch Suspension	\$1,141.43
Y15	HDSS Suspension	Standard
Y18	Air Ride Suspension	\$3,564.29
Y19	Air Ride Suspension 1 Lift Axle	\$4,564.29
Z01	Ratchets Weld-On (1 Every 5 Ft)	\$35.71/ea.
Z02	Ratchets Adjustable (1 Every 5 Ft)	\$35.71/ea.
Z03	Ratchet Track Weld-On	\$14,29/ft.



## GR | 12" I-Beam Frame HD GN w/Hyd. Dove | 14,000 Lb Series

MODEL#	DESCRIPTION	WEIGHT (lbs)	MSRP
GR0226072	102" X 26' Heavy Duty Gooseneck Hyd. Dove Tail	6360	\$10,678.57
GR0228072	102" X 28' Heavy Duty Gooseneck Hyd. Dove Tail	6709	\$10,878.57
GR0230072	102" X 30' Heavy Duty Gooseneck Hyd. Dove Tail	6941	\$11,071.43
GR0232072	102" X 32' Heavy Duty Gooseneck Hyd. Dove Tail	7173	\$11,278.57
GR0234072	102" X 34' Heavy Duty Gooseneck Hyd. Dove Tail	7405	\$11,478.57

**GR0226072**

PRODUCT TYPE	PRODUCT WIDTH	PRODUCT LENGTH	GAWR AXLE	# OF AXLES	AXLE TYPE
--------------	---------------	----------------	-----------	------------	-----------

### STANDARD SPECIFICATIONS

- 14,000 lb GVWR
- 7,000 lb (ea axle)
- 2-5/16" Adjustable Coupler Round
- 2 - Safety Chains (5/16" Grd. 70)
- 2 - 10,000 lb Drop-Leg Jack
- 2 - 7,000 Lb Dexter 2 Elec/Spring Axles
- Multi-Leaf Spring Suspension
- 12" I-Beam Neck
- 12" I-Beam Frame
- 16 " OC 3" Channel Crossmembers
- 16" 8-Hole Wheels
- ST235/80 R16 LRE Tires W/Spare
- Treated Wood Flooring
- Front Tool Box
- Dual Acting Hydraulic Power Unit
- 3" x 10 Cylinder w/1.25" Shaft
- LED D.O.T. Stop, Tail, & Clearance Lights
- 16 Ga. 5-Way Double-Insulated Harness w/Cold Weather 7-way Plug/Cord
- Mechanical and/or Chemical Pretreatment for Maximum Paint Adhesion
- Black - Sherwin-Williams Powdura OneCure, Primer w/Polyester TGIC Gloss Powder Topcoat

\*\*\*NOTE: On 36ft+ Length gooseneck trailers, the U01/U02 options become standard\*\*\*

### AXLE OPTIONS

Code	Description	MSRP
HS2	2 - 7,000 Lb Dexter 2 Hyd Drum/Spring	\$1,300.00
DS2	2 - 7,000 Lb Dexter 2 Hyd Disc/Spring	\$1,864.29
ETB	2 - 7,000 Lb Dexter 2 Elec/Tors (DOWN) FSA	\$564.29
HT2	2 - 7,000 Lb Dexter 2 Hyd Drum/Tors (DOWN)	\$1,692.86
HT2	2 - 7,000 Lb Dexter 2 Hyd. Discs/Tors (DOWN)	\$2,242.86
ESB	2 - 8,000 Lb Dexter 2 Elec/Spring FSA	\$2,850.00
ETB	2 - 8,000 Lb Dexter 2 Elec/Tors (DOWN) FSA	\$3,242.86
DS2	2 - 8,000 Lb Dexter 2 Hyd Disc/Spring	\$4,150.00
HT2	2 - 8,000 Lb Dexter 2 Hyd Drum/Tors (DOWN)	\$4,542.86

### COUPLER OPTIONS

Code	Description	MSRP
C14	Coupler 2-5/16" Adj. Rd.	\$0.00
C15	Coupler 2-5/16" Adj. Sq.	\$64.29
C50	King Pin Fifth-Wheel Adapter Adj Rd.	\$157.14
C51	King Pin Fifth-Wheel Adapter Adj Sq.	\$157.14

### COLOR OPTIONS

Code	Description	MSRP
CB2	Black W/Primer	\$0.00
CBM	Metallic Black W/Primer	\$178.57
CG3	Gray W/Primer	\$107.14
CW4	White W/Primer	\$357.14
CR5	Red W/Primer	\$107.14
CB6	Blue W/Primer	\$107.14
CG7	Green W/Primer	\$107.14
CY8	Yellow W/Primer	\$107.14
CO9	Orange W/Primer	\$107.14
CA1	OD Army Green W/Primer	\$107.14
CT2	Coyote Tan W/Primer	\$107.14
CP0	Pink W/Primer	\$107.14
CNG	Neon Green W/Primer	\$107.14
CS1	Silver W/Primer	\$107.14
CAM	Aggie Maroon W/Primer	\$107.14
WM1	Western Metallic W/Primer	\$107.14
CP1	Purple W/Primer	\$178.57

# Options (GR) | 12" I-Beam Frame | HD GN w/Hyd. Dove

## Gates, Dove Tails & Ramps

Code	Description	MSRP
DHS	9' Hydraulic Self Clean Dove Tail	\$464.29
DH10	10' Hydraulic Dove Tail	\$214.29
CL1	Cleats on Dove Tail (Outside Only)	\$257.14
CL2	Cleats on Dove Tail (Whole Dove)	\$257.14
CL3	Cleats on Dove Tail (Sq. Bar, Outside)	\$535.71

## OTHER OPTIONS

Code	Description	MSRP
A05	ST235/80 R16 LRE	Standard
A06	ST235/85 R16 LRG	\$107.14/ea.
A07	ST215/75 R17.5 LRH (15K)	\$214.29/ea.
A14	ST235/85 R16 LRG w/Chrome Wheels	\$242.86/ea.
A15	ST215/75 R17.5 LRH (Singles)	\$221.43/ea.
A16	ST235/80 R16 LRE w/Aluminum Whls	\$185.71/ea.
A17	ST235/85 R16 LRG w/Aluminum Whls	\$285.71/ea.
A20	ST235/80 R16 LRE w/Chrome Whls	\$135.71/ea.
A22	ST215/75 R17.5 w/Alum Whls (Singles)	\$292.86/ea.
B06	I-Beam Frame 12" 19lb	\$11.43/FT
CR1	Locking Chain Rack	\$107.14
DO1	Deck Over Neck 102" X 96"	\$750.00
DO2	DeckOnNeck 45° Corner 102" X 96"	\$914.29
E02	Treated Pine Wood Floor	Standard
E03	Steel Floor DP	\$27.14/FT
E05	Rough Oak Floor	\$22.86/FT
E07	Douglas Fir Wood Floor	\$11.43/FT
E09	Blackwood Lumber (Classic)	\$28.57/FT
I01	16" OC Cross-Members	Standard
I02	12" OC Cross-Members	\$15.71/FT
J05	2 - 10K Drop Leg Jacks	Standard
J06	2 - Jacks, 25K Drop Leg 2-Speed	\$564.29
J07	2 - Hydraulic Jacks	\$1,421.43
J08	2 - Jacks, Drop Leg Elec.	\$1,135.71
L04	Bolt On Headache Light Bar	\$350.00
L07	7-way RV w/Cold Weather Harness	Standard
L08	Lighting LED (Back Up) w/Cold Weather Harness	\$135.71
L10	LED Single Row Light Bar	\$257.14
L11	LED Dual Row Light Bar	\$357.14
M03	D-Rings 3" Weld-On	\$21.43/ea.
M04	D-Rings 4" Weld-On	\$28.57/ea.
M06	D-Rings 4" Recessed 360 Rotational Bolt On	\$57.14/ea.
M33	3" Removable D-Rings	\$203.00/ea.
M44	4" Removable D-Rings	\$48.57/ea.
N01	6" Raised Neck & Coupler	\$150.00
N02	12" Raised Neck & Coupler	\$221.43
T03	48" Side Mount Tool Box (LH)	\$321.43
T04	48" Side Mount Tool Box (RH)	\$321.43
T12	Top Riser Toolbox	\$464.29
TM3	Spare Tire Mount (Fold Down)	\$100.00
RS2	Rear Support Stands (Tube)	\$121.43
SS0	1 - Side Step	Standard
SS1	2 Side Steps	\$35.71
SM1	1 - MAX-Step (12")	\$35.71
SM2	2 - MAX-Step (12")	\$107.14
SP1	4 - Additional Stake Pockets	\$28.57
SP8	8 - Additional Stake Pockets	\$57.14
U01	Under Frame Bridge	\$7.14/FT
U02	Pipe Bridge (Standard on 36'+)	\$11.43/FT
W01	Winch Plate (8" Channel)	\$71.43
W02	1/2" Winch Plate	\$185.71
W15	12,000 lb. Winch Package w/1/2" Plate	\$1,421.43
W18	17,500 lb. Winch Package w/1/2" Plate	\$1,428.57

## OTHER OPTIONS

Code	Description	MSRP
W20	9,500 lb Winch Package w/1/2" Plate	\$857.14
WS1	Wheel Simulators	\$571.42
WR1	Under Frame Rack	\$321.43
Y01	Spread Axles 6"	\$121.43
Y02	Spread Axles 72"	\$92.86
Y18	Air Ride Suspension	\$3,564.29
Y19	Air Ride Suspension 1 Lift Axle	\$4,564.29
Z01	Ratchets Weld-On (1 Every 5 Ft)	\$35.71/ea.
Z02	Ratchets Adjustable (1 Every 5 Ft)	\$35.71/ea.
Z03	Ratchet Track Weld-On	\$14.29/ft.



## GH | 12" I-Beam Frame HD Gooseneck | 22,000 Lb GVWR

MODEL#	DESCRIPTION	WEIGHT (lbs)	MSRP
GH0220102	102" x 20' Heavy Duty Gooseneck	5929	\$10,378.57
GH0222102	102" x 22' Heavy Duty Gooseneck	6181	\$10,592.86
GH0224102	102" x 24' Heavy Duty Gooseneck	6448	\$10,792.86
GH0225102	102" x 25' Heavy Duty Gooseneck	6573	\$10,900.00
GH0226102	102" x 26' Heavy Duty Gooseneck	6795	\$11,000.00
GH0228102	102" x 28' Heavy Duty Gooseneck	7067	\$11,207.14
GH0230102	102" x 30' Heavy Duty Gooseneck	7322	\$11,414.29
GH0232102	102" x 32' Heavy Duty Gooseneck	7574	\$11,621.43
GH0234102	102" x 34' Heavy Duty Gooseneck	7833	\$11,821.43
GH0236102	102" x 36' Heavy Duty Gooseneck	8104	\$12,578.57
GH0238102	102" x 38' Heavy Duty Gooseneck	8356	\$12,814.29
GH0240102	102" x 40' Heavy Duty Gooseneck	9582	\$13,035.71

**GH0220102**

PRODUCT TYPE	PRODUCT WIDTH	PRODUCT LENGTH	GAWR AXLE	# OF AXLES	AXLE TYPE
--------------	---------------	----------------	-----------	------------	-----------

### STANDARD SPECIFICATIONS

- 22,000 lb GVWR
- 10,000 lb (ea axle)
- 2 5/16" Adjustable Coupler Round
- 2 - Safety Chains (3/8" Grd. 70)
- 2 - 10,000 lb Drop-Leg Jack
- 2 - 10,000 Lb Dexter 2 Elec/Spring Axles
- HDSS Suspension
- 12" I-Beam Neck
- 12" I-Beam Frame
- 16" OC 3" Channel Crossmembers
- 16" 8-Hole Dual Wheels
- ST235/80 R16 LRE Tires W/Spare
- Treated Wood Flooring
- Front Tool Box
- 8' Slide-In Ramps
- LED D.O.T. Stop, Tail, & Clearance Lights
- 16 Ga. 5-Way Double-Insulated Harness w/Cord Weather 7-way Plug/Cord
- Mechanical and/or Chemical Pretreatment for Maximum Paint Adhesion
- Black - Sherwin-Williams Powdura OneCure, Primer w/Polyester TGIC Gloss Powder Topcoat

\*\*\*NOTE: On 36ft+ Length gooseneck trailers, the U01/U02 options become standard\*\*\*

### AXLE OPTIONS

Code	Description	MSRP
HS2	2 - 10000 Lb Dexter 2 Hyd Disc/Spring Std Sprd	\$2,885.71
ET2	2 - 10000 Lb Dexter 2 Elec/Tors (LEVEL)	\$3,014.29
HT2	2 - 10000 Lb Dexter 2 Hyd Drum/Tors (LEVEL)	\$3,985.71
AS2	2 - 10000 Lb Dexter 2 Air Brakes	\$6,921.43
ES2	2 - 12000 Lb Dexter 2 Elec/Spring	\$1,635.71
DS2	2 - 12000 Lb Dexter 2 Hyd Disc/Spring	\$3,400.00
AS2	2 - 12000 Lb Dexter 2 Air Brakes	\$7,357.14
ES2	2 - 15000 Lb Dexter 2 Elec/Spring	\$5,250.00
HS2	2 - 15000 Lb Dexter 2 Hyd Drum/Spring	\$7,357.14
AS2	2 - 15000 Lb Dexter 2 Air Brakes	\$8,107.14
ES3	3 - 10000 Lb Dexter 3 Elec/Spring	\$2,321.43
DS3	3 - 10000 Lb Dexter 3 Hyd Disc/Spring	\$6,742.86
ET3	3 - 10000 Lb Dexter 3 Elec/Tors (LEVEL)	\$7,378.57
HT3	3 - 10000 Lb Dexter 3 Hyd Drum/Tors (LEVEL)	\$7,914.29
AS3	3 - 10000 Lb Dexter 3 Air Brakes	\$10,914.29
ES3	3 - 12000 Lb Dexter 3 Elec/Spring	\$4,707.14
DS3	3 - 12000 Lb Dexter 3 Hyd Disc/Spring	\$7,885.71
AS3	3 - 12000 Lb Dexter 3 Air Brakes	\$11,707.14

### COLOR OPTIONS

Code	Description	MSRP
CB2	Black W/Primer	\$0.00
CBM	Metallic Black W/Primer	\$178.57
CG3	Gray W/Primer	\$107.14
CW4	White W/Primer	\$357.14
CR5	Red W/Primer	\$107.14
CB6	Blue W/Primer	\$107.14
CG7	Green W/Primer	\$107.14
CY8	Yellow W/Primer	\$107.14
CO9	Orange W/Primer	\$107.14
CA1	OD Army Green W/Primer	\$107.14
CT2	Coyote Tan W/Primer	\$107.14
CP0	Pink W/Primer	\$107.14
CNG	Neon Green W/Primer	\$107.14
CS1	Silver W/Primer	\$107.14
CAM	Aggie Maroon W/Primer	\$107.14
WM1	Western Metallic W/Primer	\$107.14
CP1	Purple W/Primer	\$178.57



# Options (GH) | 12" I-Beam Frame | HD Gooseneck

## COUPLER OPTIONS

Code	Description	MSRP
C14	Coupler 2-5/16" Adj. Rd.	\$0.00
C15	Coupler 2-5/16" Adj. Sq.	\$64.29
C50	King Pin Fifth-Wheel Adapter Adj Rd.	\$157.14
C51	King Pin Fifth-Wheel Adapter Adj Sq.	\$157.14

## Gates, Dove Tails & Ramps

Code	Description	MSRP
H15	8' Rear Slide-In Ramps	Standard
D10	5' Self Clean Dove w/Slide In Ramps	\$292.86
D30	5' Self Clean Dove w/Stand-Up Ramps	\$328.57
D31	5' Self Clean Dove w/3Stand-Up Ramps	\$528.57
D13	5' Self Clean Dove w/2 Flip Over Ramps	\$400.00
D14	5' Self Clean Dove w/3 Flip Over Ramps	\$614.29
D08	5' Self Clean Dove w/Max Ramps	\$1,107.14
DW10	5' Dove w/Wood & 2 Slide In Ramps	\$292.86
DW13	5' Dove w/Wood & 2 Flip Over Ramps	\$421.42
DW14	5' Dove w/Wood & 3 Flip Over Ramps	\$642.86
D54	5' Self Clean Dove w/4' HD Fold Gate	\$321.43
D64	5' Self Clean Dove w/4' HD Split Gate	\$335.71
D55	5' Self Clean Dove w/5' HD Fold Gate	\$392.86
D65	5' Self Clean Dove w/5' HD Split Gate	\$435.71
D56	5' Self Clean Dove w/6' HD Fold Gate	\$464.29
D66	5' Self Clean Dove w/6' HD Split Gate	\$57.14
SR1	Ramp Support Arms	\$78.57

## OTHER OPTIONS

Code	Description	MSRP
A05	ST235/80 R16 LRE	Standard
A06	ST235/85 R16 LRG	\$107.14/ea.
A07	ST215/75 R17.5 LRH (15K)	\$214.29/ea.
A15	ST215/75 R17.5 LRH (Singles)	\$221.43/ea.
A21	ST215/75 R17.5 LRH (Dual)	\$214.29/ea.
A22	ST215/75 R17.5 w/Alum Whls (Singles)	\$292.86/ea.
A37	ST215/75 R17.5 LRH (Dual) Provider	\$214.29/ea.
B06	I-Beam Frame 12" 19lb	\$11.43/FT
CR1	Locking Chain Rack	\$107.14
DO1	Deck Over Neck 102" X 96"	\$750.00
DO2	DeckOnNeck 45° Corner 102" X 96"	\$914.29
E02	Treated Pine Wood Floor	Standard
E03	Steel Floor DP	\$27.14/FT
E05	Rough Oak Floor	\$22.86/FT
E07	Douglas Fir Wood Floor	\$11.43/FT
E09	Blackwood Lumber (Classic)	\$28.57/FT
I01	16" OC Cross-Members	Standard
I02	12" OC Cross-Members	\$15.71/FT
J05	2 - 10K Drop Leg Jacks	Standard
J06	2 - Jacks, 25K Drop Leg 2-Speed	\$564.29
J07	2 - Hydraulic Jacks	\$1,764.29
J08	2 - Jacks, Drop Leg Elec.	\$1,135.71
L04	Bolt On Headache Light Bar	\$350.00
L07	7-way RV w/Cold Weather Harness	Standard
L08	Lighting LED (Back Up) w/Cold Weather Harness	\$135.71
L10	LED Single Row Light Bar	\$257.14
L11	LED Dual Row Light Bar	\$357.14
M03	D-Rings 3" Weld-On	\$21.43/ea.
M04	D-Rings 4" Weld-On	\$28.57/ea.
M06	D-Rings 4" Recessed 360 Rotational Bolt On	\$57.14/ea.
M33	3" Removable D-Rings	\$41.43/ea.
M44	4" Removable D-Rings	\$48.57/ea.

## OTHER OPTIONS

Code	Description	MSRP
N01	6" Raised Neck & Coupler	\$150.00
N02	12" Raised Neck & Coupler	\$221.42
T03	48" Side Mount Tool Box (LH)	\$321.43
T04	48" Side Mount Tool Box (RH)	\$321.43
T12	Top Riser Toolbox	\$464.29
TM3	Spare Tire Mount (Fold Down)	\$100.00
RS2	Rear Support Stands (Tube)	\$121.43
SS0	1 - Side Step	Standard
SS1	2 Side Steps	\$35.71
SM1	1 - MAX-Step (12")	\$35.71
SM2	2 - MAX-Step (12")	\$107.14
SP1	4 - Additional Stake Pockets	\$28.57
SP8	8 - Additional Stake Pockets	\$57.14
U01	Under Frame Bridge	\$7.14/FT
U02	Pipe Bridge (Standard on 36'+)	\$11.43/FT
W01	Winch Plate (8" Channel)	\$71.43
W02	1/2" Winch Plate	\$185.71
W15	12,000 lb. Winch Package w/1/2" Plate	\$1,421.43
W18	17,500 lb. Winch Package w/1/2" Plate	\$1,428.57
W20	9,500 lb Winch Package w/1/2" Plate	\$857.14
WS1	Wheel Simulators	\$571.43
WR1	Under Frame Rack	\$321.43
Y01	Spread Axles 6"	\$121.43
Y02	Spread Axles 72"	\$92.86
Y15	HDSS Suspension	Standard
Y18	Air Ride Suspension	\$3,564.29
Y19	Air Ride Suspension 1 Lift Axle	\$4,564.29
Z01	Ratchets Weld-On (1 Every 5 Ft)	\$35.71/ea.
Z02	Ratchets Adjustable (1 Every 5 Ft)	\$35.71/ea.
Z03	Ratchet Track Weld-On	\$14.29/ft.



## GH | 12" I-Beam Frame HD Gooseneck | 21,000 Lb GVWR

MODEL#	DESCRIPTION	WEIGHT (lbs)	MSRP
GH0220073	102" X 20' Heavy Duty Gooseneck	5560	\$8,185.71
GH0222073	102" X 22' Heavy Duty Gooseneck	5841	\$8,400.00
GH0224073	102" X 24' Heavy Duty Gooseneck	6109	\$8,600.00
GH0225073	102" X 25' Heavy Duty Gooseneck	6235	\$8,700.00
GH0226073	102" X 26' Heavy Duty Gooseneck	6428	\$8,792.86
GH0228073	102" X 28' Heavy Duty Gooseneck	6673	\$8,992.86
GH0230073	102" X 30' Heavy Duty Gooseneck	6929	\$9,192.86
GH0232073	102" X 32' Heavy Duty Gooseneck	7202	\$9,392.85
GH0234073	102" X 34' Heavy Duty Gooseneck	7455	\$9,592.86
GH0236073	102" X 36' Heavy Duty Gooseneck	7803	\$10,257.14
GH0238073	102" X 38' Heavy Duty Gooseneck	8201	\$10,464.29
GH0240073	102" X 40' Heavy Duty Gooseneck	8470	\$10,664.29

**GH0220073**

PRODUCT TYPE	PRODUCT WIDTH	PRODUCT LENGTH	GAWR AXLE	# OF AXLES	AXLE TYPE
--------------	---------------	----------------	-----------	------------	-----------

### STANDARD SPECIFICATIONS

- 21,000 lb GVWR
- 7,000 lb (ea axle)
- 2 5/16" Adjustable Coupler Round
- 2 - Safety Chains (3/8" Grd. 70)
- 2 - 10,000 lb Drop-Leg Jack
- 3 - 7,000 Lb Dexter 2 Elec/Spring Axles
- Multi-Leaf Spring Suspension
- 12" I-Beam Neck
- 12" I-Beam Frame
- 16" OC 3" Channel Crossmembers
- 16" 8-Hole Wheels
- ST235/80 R16 LRE Tires W/Spare
- Treated Wood Flooring
- Front Tool Box
- 8' Slide-In Ramps
- LED D.O.T. Stop, Tail, & Clearance Lights
- 16 Ga. 5-Way Double-Insulated Harness w/Cold Weather 7-way Plug/Cord
- Mechanical and/or Chemical Pretreatment for Maximum Paint Adhesion
- Black - Sherwin-Williams Powdura OneCure, Primer w/Polyester TGIC Gloss Powder Topcoat

### AXLE OPTIONS

Code	Description	MSRP
ETC	3 - 7,000 Lb Dexter 3 Elec/Tors FSA (DOWN)	\$735.71
HS3	3 - 7,000 Lb Dexter 3 Hyd Drum/Spring	\$2,671.42
DS3	3 - 7,000 Lb Dexter 3 Hyd Disc/Spring	\$3,235.71
HT3	3 - 7,000 Lb Dexter 3 Hyd Drum/Tors (DOWN)	\$3,750.00
HT3	3 - 7,000 Lb Dexter 3 Hyd. Discs/Tors (DOWN)	\$2,707.14
ESC	3 - 8,000 Lb Dexter 3 Elec/Spring FSA	\$4,071.43
ETC	3 - 8,000 Lb Dexter 3 ElecTors FSA (DOWN)	\$4,742.86
DS3	3 - 8,000 Lb Dexter 3 Hyd Disc/Spring	\$5,485.71
HT3	3 - 8,000 Lb Dexter 3 Hyd Drum/Tors (DOWN)	\$5,871.42

### COUPLER OPTIONS

Code	Description	MSRP
C14	Coupler 2-5/16" Adj. Rd.	\$0.00
C15	Coupler 2-5/16" Adj. Sq.	\$64.28
C50	King Pin Fifth-Wheel Adapter Adj Rd.	\$157.14
C51	King Pin Fifth-Wheel Adapter Adj Sq.	\$157.14

### COLOR OPTIONS

Code	Description	MSRP
CB2	Black W/Primer	\$0.00
CBM	Metallic Black W/Primer	\$178.57
CG3	Gray W/Primer	\$107.14
CW4	White W/Primer	\$357.14
CR5	Red W/Primer	\$107.14
CB6	Blue W/Primer	\$107.14
CG7	Green W/Primer	\$107.14
CY8	Yellow W/Primer	\$107.14
CO9	Orange W/Primer	\$107.14
CA1	OD Army Green W/Primer	\$107.14
CT2	Coyote Tan W/Primer	\$107.14
CP0	Pink W/Primer	\$107.14
CNG	Neon Green W/Primer	\$107.14
CS1	Silver W/Primer	\$107.14
CAM	Aggie Maroon W/Primer	\$107.14
WM1	Western Metallic W/Primer	\$107.14
CP1	Purple W/Primer	\$178.57

\*\*\*NOTE: On 36ft+ Length gooseneck trailers, the U01/U02 options become standard\*\*\*

# Options (GH) | 12" I-Beam Frame | HD Gooseneck

## Gates, Dove Tails & Ramps

Code	Description	MSRP
H15	8' Rear Slide-In Ramps	Standard
D10	5' Self Clean Dove w/Slide In Ramps	\$292.86
D30	5' Self Clean Dove w/Stand-Up Ramps	\$328.57
D31	5' Self Clean Dove w/3Stand-Up Ramps	\$528.57
D13	5' Self Clean Dove w/2 Flip Over Ramps	\$400.00
D14	5' Self Clean Dove w/3 Flip Over Ramps	\$614.29
D08	5' Self Clean Dove w/Max Ramps	\$1,107.14
DW10	5' Dove w/Wood & 2 Slide In Ramps	\$292.85
DW13	5' Dove w/Wood & 2 Flip Over Ramps	\$421.43
DW14	5' Dove w/Wood & 3 Flip Over Ramps	\$642.86
D54	5' Self Clean Dove w/4' HD Fold Gate	\$321.43
D64	5' Self Clean Dove w/4' HD Split Gate	\$335.71
D55	5' Self Clean Dove w/5' HD Fold Gate	\$392.86
D65	5' Self Clean Dove w/5' HD Split Gate	\$435.71
D56	5' Self Clean Dove w/6' HD Fold Gate	\$464.28
D66	5' Self Clean Dove w/6' HD Split Gate	\$507.14
SR1	Ramp Support Arms	\$78.57

## OTHER OPTIONS

Code	Description	MSRP
A05	ST235/80 R16 LRE	Standard
A06	ST235/85 R16 LRG	\$107.14/ea.
A14	ST235/85 R16 LRG w/Chrome Wheels	\$242.86/ea.
A15	ST215/75 R17.5 LRH (Singles)	\$221.43/ea.
A16	ST235/80 R16 LRE W/Alum Wheels	\$185.71/ea.
A17	ST235/85 R16 LRG w/Alum Wheels	\$285.71/ea.
A20	ST235/80 R16 w/Chrome Wheels	\$135.71/ea.
A22	ST215/75 R17.5 w/Alum Whls (Singles)	\$292.86/ea.
B06	I-Beam Frame 12" 19lb	\$11.43/FT
CR1	Locking Chain Rack	\$107.14
DO1	Deck Over Neck 102" X 96"	\$750.00
DO2	DeckOnNeck 45° Corner 102" X 96"	\$914.29
E02	Treated Pine Wood Floor	Standard
E03	Steel Floor DP	\$27.14/FT
E05	Rough Oak Floor	\$22.86/FT
E07	Douglas Fir Wood Floor	11.43/FT
E09	Blackwood Lumber (Classic)	\$28.57/FT
I01	16" OC Cross-Members	Standard
I02	12" OC Cross-Members	\$15.71/FT
J05	2 - 10K Drop Leg Jacks	Standard
J06	2 - Jacks, 25K Drop Leg 2-Speed	\$564.29
J07	2 - Hydraulic Jacks	\$1,764.29
J08	2 - Jacks, Drop Leg Elec.	\$1,135.71
L04	Bolt On Headache Light Bar	\$350.00
L07	7-way RV w/Cold Weather Harness	Standard
L08	Lighting LED (Back Up) w/Cold Weather Harness	\$135.71
L10	LED Single Row Light Bar	\$257.14
L11	LED Dual Row Light Bar	\$357.14
M03	D-Rings 3" Weld-On	\$21.43/ea.
M04	D-Rings 4" Weld-On	\$28.57/ea.
M06	D-Rings 4" Recessed 360 Rotational Bolt On	\$57.14/ea.
M33	3" Removable D-Rings	\$41.43/ea.
M44	4" Removable D-Rings	\$48.57/ea.
N01	6" Raised Neck & Coupler	\$150.00
N02	12" Raised Neck & Coupler	\$221.43
T03	48" Side Mount Tool Box (LH)	\$321.43
T04	48" Side Mount Tool Box (RH)	\$321.43
T12	Top Riser Toolbox	\$464.29
TM3	Spare Tire Mount (Fold Down)	\$100.00

## OTHER OPTIONS

Code	Description	MSRP
RS2	Rear Support Stands (Tube)	\$121.43
SS0	1 - Side Step	Standard
SS1	2 - Side Steps	\$35.71
SM1	1 - MAX-Step (12")	\$35.71
SM2	2 - MAX-Step (12")	\$107.104
SP1	4 - Additional Stake Pockets	\$28.57
SP8	8 - Additional Stake Pockets	\$57.14
U01	Under Frame Bridge	\$7.14/FT
U02	Pipe Bridge (Standard on 36'+)	\$11.43/FT
W01	Winch Plate (8" Channel)	\$71.43
W02	1/2" Winch Plate	\$185.71
W15	12,000 lb. Winch Package w/1/2" Plate	\$1,421.43
W18	17,500 lb. Winch Package w/1/2" Plate	\$1,428.57
W20	9,500 lb Winch Package w/1/2" Plate	\$857.14
WS1	Wheel Simulators	\$571.43
WR1	Under Frame Rack	\$321.43
Y01	Spread Axles 6"	\$121.43
Y02	Spread Axles 72"	\$92.86
Y10	Hutch Suspension	\$1,141.43
Y18	Air Ride Suspension	\$3,564.29
Y19	Air Ride Suspension 1 Lift Axle	\$4,564.29
Z01	Ratchets Weld-On (1 Every 5 Ft)	\$35.71/ea.
Z02	Ratchets Adjustable (1 Every 5 Ft)	\$35.71/ea.
Z03	Ratchet Track Weld-On	\$14.29/ft.



## GH | 12" I-Beam Frame HD Gooseneck | 14,000 Lb GVWR

MODEL#	DESCRIPTION	WEIGHT (lbs)	MSRP
GH0220072	102" X 20' Heavy Duty Gooseneck	4984	\$6,971.43
GH0222072	102" X 22' Heavy Duty Gooseneck	5208	\$7,178.57
GH0224072	102" X 24' Heavy Duty Gooseneck	5427	\$7,378.57
GH0225072	102" X 25' Heavy Duty Gooseneck	5543	\$7,478.57
GH0226072	102" X 26' Heavy Duty Gooseneck	5728	\$7,571.43
GH0228072	102" X 28' Heavy Duty Gooseneck	5952	\$7,771.43
GH0230072	102" X 30' Heavy Duty Gooseneck	6188	\$7,964.29
GH0232072	102" X 32' Heavy Duty Gooseneck	6412	\$8,164.29
GH0234072	102" X 34' Heavy Duty Gooseneck	6645	\$8,364.29
GH0236072	102" X 36' Heavy Duty Gooseneck	6875	\$9,021.43
GH0238072	102" X 38' Heavy Duty Gooseneck	7100	\$9,221.43
GH0240072	102" X 40' Heavy Duty Gooseneck	8362	\$9,421.43

### GH0220072

PRODUCT TYPE	PRODUCT WIDTH	PRODUCT LENGTH	GAWR AXLE	# OF AXLES	AXLE TYPE

### STANDARD SPECIFICATIONS

- 14,000 lb GVWR
- 7,000 lb (ea axle)
- 2 5/16" Adjustable Coupler Round
- 2 - Safety Chains (5/16" Grd. 70)
- 2 - 10,000 lb Drop-Leg Jack
- 2 - 10,000 Lb Dexter 2 Elec/Spring Axles
- Multi-Leaf Spring Suspension
- 12" I-Beam Neck
- 12" I-Beam Frame
- 16" OC 3" Channel Crossmembers
- 16" 8-Hole Wheels
- ST235/80 R16 LRE Tires W/Spare
- Treated Wood Flooring
- Front Tool Box
- 8' Slide-In Ramps
- LED D.O.T. Stop, Tail, & Clearance Lights
- 16 Ga. 5-Way Double-Insulated Harness w/Cold Weather 7-way Plug/Cord
- Mechanical and/or Chemical Pretreatment for Maximum Paint Adhesion
- Black - Sherwin-Williams Powdura OneCure, Primer w/Polyester TGIC Gloss Powder Topcoat

### AXLE OPTIONS

Code	Description	MSRP
HS2	2 - 7,000 Lb Dexter 2 Hyd Drum/Spring	\$1,300.00
DS2	2 - 7,000 Lb Dexter 2 Hyd Disc/Spring	\$1,864.29
ETB	2 - 7,000 Lb Dexter 2 Elec/Tors FSA (DOWN)	\$564.29
HT2	2 - 7,000 Lb Dexter 2 Hyd Drum/Tors (DOWN)	\$1,692.85
HT2	2 - 7,000 Lb Dexter 2 Hyd. Discs/Tors (DOWN)	\$2,242.86
ESB	2 - 8,000 Lb Dexter 2 Elec/Spring FSA	\$2,850.00
ETB	2 - 8,000 Lb Dexter 2 Elec/Tors FSA (DOWN)	\$3,242.86
DS2	2 - 8,000 Lb Dexter 2 Hyd Disc/Spring	\$4,150.00
HT2	2 - 8,000 Lb Dexter 2 Hyd Drum/Tors (DOWN)	\$4,542.86

### COUPLER OPTIONS

Code	Description	MSRP
C14	Coupler 2-5/16" Adj. Rd.	\$0.00
C15	Coupler 2-5/16" Adj. Sq.	\$64.29
C50	King Pin Fifth-Wheel Adapter Adj Rd.	\$157.14
C51	King Pin Fifth-Wheel Adapter Adj Sq.	\$157.14

### COLOR OPTIONS

Code	Description	MSRP
CB2	Black W/Primer	\$0.00
CBM	Metallic Black W/Primer	\$178.57
CG3	Gray W/Primer	\$107.14
CW4	White W/Primer	\$357.14
CR5	Red W/Primer	\$107.14
CB6	Blue W/Primer	\$107.14
CG7	Green W/Primer	\$107.14
CY8	Yellow W/Primer	\$107.14
CO9	Orange W/Primer	\$107.14
CA1	OD Army Green W/Primer	\$107.14
CT2	Coyote Tan W/Primer	\$107.14
CP0	Pink W/Primer	\$107.14
CNG	Neon Green W/Primer	\$107.14
CS1	Silver W/Primer	\$107.14
CAM	Aggie Maroon W/Primer	\$107.14
WM1	Western Metallic W/Primer	\$107.14
CP1	Purple W/Primer	\$178.57

\*\*\*NOTE: On 36Ft+ Length gooseneck trailers, the U01/U02 options become standard\*\*\*

# Options (GH) | 12" I-Beam Frame | HD Gooseneck

## Gates, Dove Tails & Ramps

Code	Description	MSRP
H15	8' Rear Slide-In Ramps	Standard
D10	5' Self Clean Dove w/Slide In Ramps	\$292.86
D30	5' Self Clean Dove w/Stand-Up Ramps	\$328.57
D31	5' Self Clean Dove w/3Stand-Up Ramps	\$528.57
D13	5' Self Clean Dove w/2 Flip Over Ramps	\$400.00
D14	5' Self Clean Dove w/3 Flip Over Ramps	\$614.29
D08	5' Self Clean Dove w/Max Ramps	\$1,107.14
DW10	5' Dove w/Wood & 2 Slide In Ramps	\$292.86
DW13	5' Dove w/Wood & 2 Flip Over Ramps	\$421.43
DW14	5' Dove w/Wood & 3 Flip Over Ramps	\$642.86
D54	5' Self Clean Dove w/4' HD Fold Gate	\$321.43
D64	5' Self Clean Dove w/4' HD Split Gate	\$335.71
D55	5' Self Clean Dove w/5' HD Fold Gate	\$392.86
D65	5' Self Clean Dove w/5' HD Split Gate	\$435.71
D56	5' Self Clean Dove w/6' HD Fold Gate	\$464.29
D66	5' Self Clean Dove w/6' HD Split Gate	\$507.14
SR1	Ramp Support Arms	\$78.57

## OTHER OPTIONS

Code	Description	MSRP
A05	ST235/80 R16 LRE	Standard
A06	ST235/85 R16 LRG	\$107.14/ea.
A14	ST235/85 R16 LRG w/Chrome Wheels	\$135.71/ea.
A15	ST215/75 R17.5 LRH (Singles)	\$221.43/ea.
A16	ST235/80 R16 LRE w/Alum Wheels	\$185.71/ea.
A17	ST235/85 R16 LRG w/Alum Wheels	\$285.71/ea.
A20	ST235/80 R16 w/Chrome Wheels	\$135.71/ea.
A22	ST215/75 R17.5 w/Alum Whls (Singles)	\$292.86/ea.
B06	I-Beam Frame 12" 19lb	\$11.43/FT
CR1	Locking Chain Rack	\$107.14
DO1	Deck Over Neck 102" X 96"	\$750.00
DO2	DeckOnNeck 45° Corner 102" X 96"	\$914.29
E02	Treated Pine Wood Floor	Standard
E03	Steel Floor DP	\$27.14/FT
E05	Rough Oak Floor	\$22.86/FT
E07	Douglas Fir Wood Floor	\$11.43/FT
E09	Blackwood Lumber (Classic)	\$28.57/FT
I01	16" OC Cross-Members	Standard
I02	12" OC Cross-Members	\$15.71/FT
J05	2 - 10K Drop Leg Jacks	Standard
J06	2 - Jacks, 25K Drop Leg 2-Speed	\$564.29
J07	2 - Hydraulic Jacks	\$1,764.29
J08	2 - Jacks, Drop Leg Elec.	\$1,135.71
L04	Bolt On Headache Light Bar	\$350.00
L07	7-way RV w/Cold Weather Harness	Standard
L08	Lighting LED (Back Up) w/Cold Weather Harness	\$135.71
L10	LED Single Row Light Bar	\$257.14
L11	LED Dual Row Light Bar	\$357.14
M03	D-Rings 3" Weld-On	\$21.42/ea.
M04	D-Rings 4" Weld-On	\$28.57/ea.
M06	D-Rings 4" Recessed 360 Rotational Bolt On	\$57.14/ea.
M33	3" Removable D-Rings	\$41.43/ea.
M44	4" Removable D-Rings	\$48.57/ea.
N01	6" Raised Neck & Coupler	\$150.00
N02	12" Raised Neck & Coupler	\$221.43
T03	48" Side Mount Tool Box (LH)	\$321.42
T04	48" Side Mount Tool Box (RH)	\$321.42
T12	Top Riser Toolbox	\$464.29
TM3	Spare Tire Mount (Fold Down)	\$100.00

## OTHER OPTIONS

Code	Description	MSRP
RS2	Rear Support Stands (Tube)	\$121.43
SS0	1 - Side Step	Standard
SS1	2 - Side Steps	\$35.71
SM1	1 - MAX-Step (12")	\$35.71
SM2	2 - MAX-Step (12")	\$107.14
SP1	4 - Additional Stake Pockets	\$28.57
SP8	8 - Additional Stake Pockets	\$57.14
U01	Under Frame Bridge	\$8..14/FT
U02	Pipe Bridge (Standard on 36'+)	\$11.43/FT
W01	Winch Plate (8" Channel)	\$71.43
W02	1/2" Winch Plate	\$185.71
W15	12,000 lb. Winch Package w/1/2" Plate	\$1,421.43
W18	17,500 lb. Winch Package w/1/2" Plate	\$1,428.57
W20	9,500 lb Winch Package w/1/2" Plate	\$857.14
WS1	Wheel Simulators	\$571.42
WR1	Under Frame Rack	\$321.43
Z01	Ratchets Weld-On (1 Every 5 Ft)	\$35.71/ea.
Z02	Ratchets Adjustable (1 Every 5 Ft)	\$35.71/ea.
Z03	Ratchet Track Weld-On	\$14.29/ft.



## GS | 8" I-Beam Frame Standard Gooseneck | 14,000 Lb GVWR

MODEL#	DESCRIPTION	WEIGHT (lbs)	MSRP
GS0216072	102" X 16' Gooseneck Standard	4127	\$6,357.14
GS0218072	102" X 18' Gooseneck Standard	4361	\$6,564.29
GS0220072	102" X 20' Gooseneck Standard	4472	\$6,750.00
GS0222072	102" X 22' Gooseneck Standard	4703	\$6,964.29
GS0224072	102" X 24' Gooseneck Standard	4882	\$7,164.29
GS0225072	102" X 25' Gooseneck Standard	5064	\$7,264.29
GS0226072	102" X 26' Gooseneck Standard	5247	\$7,357.14
GS0228072	102" X 28' Gooseneck Standard	5466	\$7,557.14

**GS0216072**

PRODUCT TYPE	PRODUCT WIDTH	PRODUCT LENGTH	GAWR AXLE	# OF AXLES	AXLE TYPE
--------------	---------------	----------------	-----------	------------	-----------

### STANDARD SPECIFICATIONS

- 14,000 lb GVWR
- 7,000 lb (ea axle)
- 2- 5/16" Adjustable Coupler
- 2 - 7,000 Lb Dexter 2 Elec/Spring Axles
- 16" 8-Hole Wheels
- ST235/80 R16 LRE Tires W/Spare
- 2 - Safety Chains (5/16" Grd. 70)
- 1 - 10,000 lb Drop-Leg Jack
- Multi-Leaf Spring Suspension
- 10" I-Beam Neck
- 8" I-Beam Frame
- 16" OC 3" Channel Crossmembers
- Treated Wood Flooring
- 8' Slide-In Ramps
- LED D.O.T. Stop, Tail, & Clearance Lights
- 16 Ga. 5-Way Double-Insulated Harness w/Cold Weather 7-way Plug/Cord
- Mechanical and/or Chemical Pretreatment for Maximum Paint Adhesion
- Black - Sherwin-Williams Powdura OneCure, Primer w/Polyester TGIC Gloss Powder Topcoat

### AXLE OPTIONS

Code	Description	MSRP
HS2	2 - 7,000 Lb Dexter 2 Hyd Drum/Spring	\$1,300.00
DS2	2 - 7,000 Lb Dexter 2 Hyd Disc/Spring	\$1,864.29
ETB	2 - 7,000 Lb Dexter 2 Elec/Tors (DOWN) FSA	\$564.29
HT2	2 - 7,000 Lb Dexter 2 Hyd Drum/Tors (DOWN)	\$1,692.85
HT2	2 - 7,000 Lb Dexter 2 Hyd. Discs/Tors	\$2,242.86
ESB	2 - 8,000 Lb Axles 2 Elec/Spring FSA	\$2,850.00
ETB	2 - 8,000 Lb Dexter 2 Elec/Spring FSA	\$3,242.86
DS2	2 - 8,000 Lb Dexter 2 Hyd Disc/Spring	\$4,150.00
HT2	2 - 8,000 Lb Dexter 2 Hyd DrumTors	\$4,542.86

### COUPLER OPTIONS

Code	Description	MSRP
C14	GN Coupler 2-5/16" Adjustable Rd.	Standard
C15	GN Coupler 2-5/16" Adjustable Sq.	\$64.29
C50	King Pin Fifth-Wheel Adapter Adj Rd.	\$157.14
C51	King Pin Fifth-Wheel Adapter Adj Sq.	\$157.14

### COLOR OPTIONS

Code	Description	MSRP
CB2	Black W/Primer	\$0.00
CBM	Metallic Black W/Primer	\$178.57
CG3	Gray W/Primer	\$107.14
CW4	White W/Primer	\$357.14
CR5	Red W/Primer	\$107.14
CB6	Blue W/Primer	\$107.14
CG7	Green W/Primer	\$107.14
CY8	Yellow W/Primer	\$107.14
CO9	Orange W/Primer	\$107.14
CA1	OD Army Green W/Primer	\$107.14
CT2	Coyote Tan W/Primer	\$107.14
CP0	Pink W/Primer	\$107.14
CNG	Neon Green W/Primer	\$107.14
CS1	Silver W/Primer	\$107.14
CAM	Aggie Maroon W/Primer	\$107.14
WM1	Western Metallic W/Primer	\$107.14
CP1	Purple W/Primer	\$178.57

# Options (GS) | 8" I-Beam Frame | Standard Gooseneck

## Gates, Dove Tails & Ramps

Code	Description	MSRP
H15	8' Rear Slide-In Ramps	Standard
D10	5' Self Clean Dove w/Slide In Ramps	\$292.86
D30	5' Self Clean Dove w/Stand-Up Ramps	\$328.57
D31	5' Self Clean Dove w/3Stand-Up Ramps	\$528.57
D13	5' Self Clean Dove w/2 Flip Over Ramps	\$400.00
D14	5' Self Clean Dove w/3 Flip Over Ramps	\$614.29
D08	5' Self Clean Dove w/Max Ramps	\$1,064.29
DW10	5' Dove w/Wood & 2 Slide In Ramps	\$292.86
DW13	5' Dove w/Wood & 2 Flip Over Ramps	\$421.43
DW14	5' Dove w/Wood & 3 Flip Over Ramps	\$642.86
D54	5' Self Clean Dove w/4' HD Fold Gate	\$321.43
D64	5' Self Clean Dove w/4' HD Split Gate	\$335.71
D55	5' Self Clean Dove w/5' HD Fold Gate	\$392.86
D65	5' Self Clean Dove w/5' HD Split Gate	\$435.71
D56	5' Self Clean Dove w/6' HD Fold Gate	\$464.29
D66	5' Self Clean Dove w/6' HD Split Gate	\$507.14
SR1	Ramp Support Arms	\$78.57

## OTHER OPTIONS

Code	Description	MSRP
A05	ST235/80 R16 LRE	Standard
A06	ST235/85 R16 LRG	\$107.14/ea.
A14	ST235/85 R16 LRG w/Chrome Wheels	\$242.86/ea.
A15	ST215/75 R17.5 LRH (Singles)	\$221.43/ea.
A16	ST235/80 R16 LRE W/Alum Wheels	\$185.71/ea.
A17	ST235/85 R16 LRG w/Alum Wheels	\$285.71/ea.
A20	ST235/80 R16 w/Chrome Wheels	\$135.71/ea.
A22	ST215/75 R17.5 w/Alum Whls (Singles)	\$292.86/ea.
CR1	Locking Chain Rack	\$107.14
DO1	Deck Over Neck 102" X 96"	\$750.00
DO2	DeckOnNeck 45° Corner 102" X 96"	\$914.29
E02	Treated Pine Wood Floor	Standard
E03	Steel Floor DP	\$27.14/FT
E05	Rough Oak Floor	\$22.86/FT
E07	Douglas Fir Wood Floor	\$11.43/FT
E09	Blackwood Lumber (Classic)	\$28.57/FT
EL1	Wet Bolt Kit Equalizer Lubrication	\$35.71
I01	16" OC Cross-Members	Standard
I02	12" OC Cross-Members	\$15.71/FT
J04	1 - 10K Drop Leg Jack	Standard
J05	2 - 10K Drop Leg Jacks	\$221.43
J06	2 - Jacks, 25K Drop Leg 2-Speed	\$564.29
J07	2 - Hydraulic Jacks	\$1,764.29
L04	Bolt On Headache Light Bar	\$350.00
L07	7-way RV w/Cold Weather Harness	Standard
L08	Lighting LED (Back Up) w/Cold Weather Harness	\$135.71
L10	LED Single Row Light Bar	\$257.14
L11	LED Dual Row Light Bar	\$357.14
M03	D-Rings 3" Weld-On	\$7.14/ea.
M04	D-Rings 4" Weld-On	\$28.57/ea.
M06	D-Rings 4" Recessed 360 Rotational Bolt On	\$57.14/ea.
M33	3" Removable D-Rings	\$41.43/ea.
M44	4" Removable D-Rings	\$48.57/ea.
N01	6" Raised Neck & Coupler	\$150.00
N02	12" Raised Neck & Coupler	\$221.43
T03	48" Side Mount Tool Box (LH)	\$321.43
T04	48" Side Mount Tool Box (RH)	\$321.43
T12	Top Riser Toolbox	\$464.29

## OTHER OPTIONS

Code	Description	MSRP
TM3	Spare Tire Mount (Fold Down)	\$100.00
RS2	Rear Support Stands (Tube)	\$121.43
SS0	1 - Side Step	Standard
SS1	2 Side Steps	\$35.71
SM1	1 - MAX-Step (12")	\$35.71
SM2	2 - MAX-Step (12")	\$107.14
SP1	4 - Additional Stake Pockets	\$28.57
SP8	8 - Additional Stake Pockets	\$57.14
U01	Under Frame Bridge	\$7.14/FT
U02	Pipe Bridge (Standard on 36'+)	\$11.43/FT
W01	Winch Plate (8" Channel)	\$71.43
W02	1/2" Winch Plate	\$185.71
W15	12,000 lb. Winch Package w/1/2" Plate	\$1,421.43
W18	17,500 lb. Winch Package w/1/2" Plate	\$1,428.57
W20	9,500 lb Winch Package w/1/2" Plate	\$857.14
WS1	Wheel Simulators	\$571.42
WR1	Under Frame Rack	\$321.43
Z01	Ratchets Weld-On (1 Every 5 Ft)	\$35.71/ea.
Z02	Ratchets Adjustable (1 Every 5 Ft)	\$35.71/ea.
Z03	Ratchet Track Weld-On	\$14.29/ft.



## PL | 12" I-Beam Frame Low-Pro Pintle Hook w/Hyd. Dove | 22,000 Lb Series

MODEL#	DESCRIPTION	WEIGHT (lbs)	MSRP
PL0226102	102" X 26' Low-Pro Pintle Hook Hyd. Dove Tail	7015	\$13,742.86
PL0228102	102" X 28' Low-Pro Pintle Hook Hyd. Dove Tail	7272	\$13,957.14
PL0230102	102" X 30' Low-Pro Pintle Hook Hyd. Dove Tail	7570	\$14,178.57
PL0232102	102" X 32' Low-Pro Pintle Hook Hyd. Dove Tail	7829	\$14,378.57
PL0234102	102" X 34' Low-Pro Pintle Hook Hyd. Dove Tail	8131	\$14,592.86
PL0236102	102" X 36' Low-Pro Pintle Hook Hyd. Dove Tail	8451	\$15,357.14
PL0238102	102" X 38' Low-Pro Pintle Hook Hyd. Dove Tail	8738	\$15,592.86
PL0240102	102" X 40' Low-Pro Pintle Hook Hyd. Dove Tail	9935	\$15,828.57

**PL0226102**

PRODUCT TYPE	PRODUCT WIDTH	PRODUCT LENGTH	GAWR AXLE	# OF AXLES	AXLE TYPE
--------------	---------------	----------------	-----------	------------	-----------

### STANDARD SPECIFICATIONS

- 22,000 lb GVWR
- 10,000 lb (ea axle)
- 3" Bolt On Adjustable Pintle Eye
- 2 - Safety Chains (3/8" Grd. 70)
- 2 - 10,000 lb Drop-Leg Jack
- 2 - 10,000 Lb Dexter 2 Elec/Spring Axles
- HDSS Suspension
- 12" I-Beam Neck
- 12" I-Beam Frame
- 16" OC 3" Channel Crossmembers
- 16" 8-Hole Dual Wheels
- ST235/80 R16 LRE Tires W/Spare
- Treated Wood Flooring
- 8' Slide-In Ramps
- LED D.O.T. Stop, Tail, & Clearance Lights
- 16 Ga. 5-Way Double-Insulated Harness w/Cold Weather 7-way Plug/Cord
- Mechanical and/or Chemical Pretreatment for Maximum Paint Adhesion
- Black - Sherwin-Williams Powdura OneCure, Primer w/Polyester TGIC Gloss Powder Topcoat

\*\*\*NOTE: On 36ft+ Length gooseneck trailers, the U01/U02 options become standard\*\*\*

### AXLE OPTIONS

Code	Description	MSRP
HS2	2 - 10000 Lb Dexter 2 Hyd Disc/Spring Std Sprd	\$2,885.71
ET2	2 - 10000 Lb Dexter 2 Elec/Tors (LEVEL)	\$3,014.29
HT2	2 - 10000 Lb Dexter 2 Hyd Drum/Tors (LEVEL)	\$3,985.71
AS2	2 - 10000 Lb Dexter 2 Air Brakes	\$6,921.43
ES2	2 - 12000 Lb Dexter 2 Elec/Spring	\$1,635.71
DS2	2 - 12000 Lb Dexter 2 Hyd Disc/Spring	\$3,400.00
AS2	2 - 12000 Lb Dexter 2 Air Brakes	\$7,357.14
ES2	2 - 15000 Lb Dexter 2 Elec/Spring	\$5,250.00
HS2	2 - 15000 Lb Dexter 2 Hyd Drum/Spring	\$7,357.14
AS2	2 - 15000 Lb Dexter 2 Air Brakes	\$8,107.14
ES3	3 - 10000 Lb Dexter 3 Elec/Spring	\$2,321.43
DS3	3 - 10000 Lb Dexter 3 Hyd Disc/Spring	\$6,742.85
ET3	3 - 10000 Lb Dexter 3 Elec/Tors (LEVEL)	\$7,378.57
HT3	3 - 10000 Lb Dexter 3 Hyd Drum/Tors (LEVEL)	\$7,914.29
AS3	3 - 10000 Lb Dexter 3 Air Brakes	\$10,914.29
ES3	3 - 12000 Lb Dexter 3 Elec/Spring	\$4,707.14
DS3	3 - 12000 Lb Dexter 3 Hyd Disc/Spring	\$7,885.71
AS3	3 - 12000 Lb Dexter 3 Air Brakes	\$11,707.14

### COLOR OPTIONS

Code	Description	MSRP
CB2	Black W/Primer	\$0.00
CBM	Metallic Black W/Primer	\$178.57
CG3	Gray W/Primer	\$107.14
CW4	White W/Primer	\$357.14
CR5	Red W/Primer	\$107.14
CB6	Blue W/Primer	\$107.14
CG7	Green W/Primer	\$107.14
CY8	Yellow W/Primer	\$107.14
CO9	Orange W/Primer	\$107.14
CA1	OD Army Green W/Primer	\$107.14
CT2	Coyote Tan W/Primer	\$107.14
CP0	Pink W/Primer	\$107.14
CNG	Neon Green W/Primer	\$107.14
CS1	Silver W/Primer	\$107.14
CAM	Aggie Maroon W/Primer	\$107.14
WM1	Western Metallic W/Primer	\$107.14
CP1	Purple W/Primer	\$178.57



# Options (PL) | 12" I-Beam Frame | Low-Pro Pintle Hook w/Hyd. Dove

## COUPLER OPTIONS

Code	Description	MSRP
C09	Coupler 2-5/16" Adj Flat Mount Turtle	\$178.57
C12	Pintle Ring, 3" Adj. Plate Mount	\$0.00

## Gates, Dove Tails & Ramps

Code	Description	MSRP
DHS	9' Hydraulic Self Clean Dove Tail	\$464.29
DH10	10' Hydraulic Dove Tail	\$214.29
CL1	Cleats on Dove Tail (Outside Only)	\$257.14
CL2	Cleats on Dove Tail (Whole Dove)	\$257.14
CL3	Cleats on Dove Tail (Sq. Bar, Outside)	\$535.71

## OTHER OPTIONS

Code	Description	MSRP
A05	ST235/80 R16 LRE	Standard
A06	ST235/85 R16 LRG	\$107.14/ea.
A07	ST215/75 R17.5 LRH (15K)	\$214.29/ea.
A15	ST215/75 R17.5 LRH (Singles)	\$221.43/ea.
A21	ST215/75 R17.5 LRH (Dual)	\$214.29/ea.
A22	ST215/75 R17.5 w/Alum Whls (Singles)	\$292.86/ea.
A37	ST215/75 R17.5 LRH (Dual) Provider	\$214.29/ea.
B06	I-Beam Frame 12" 19lb	\$11.43/FT
CR1	Locking Chain Rack	\$107.14
E02	Treated Pine Wood Floor	Standard
E03	Steel Floor DP	\$27.14/FT
E05	Rough Oak Floor	\$22.86/FT
E07	Douglas Fir Wood Floor	\$11.43/FT
E09	Blackwood Lumber (Classic)	\$28.57/FT
F99	Diamond Plate Over Wheels	Standard
I01	16" OC Cross-Members	\$10.00/FT
I02	12" OC Cross-Members	\$15.71/FT
J05	2 - 10K Drop Leg Jacks	Standard
J06	2 - Jacks, 25K Drop Leg 2-Speed	\$564.29
J07	2 - Hydraulic Jacks	\$1,421.43
J08	2 - Jacks, Drop Leg Elec.	\$1,135.71
L04	Bolt On Headache Light Bar	\$350.00
L07	7-way RV w/Cold Weather Harness	Standard
L08	Lighting LED (Back Up) w/Cold Weather Harness	\$135.71
L10	LED Single Row Light Bar	\$257.14
L11	LED Dual Row Light Bar	\$357.14
RC1	Wireless Hyd. Remote (Dual Acting)	\$178.57
RC5	Remote Switch w/Voltage Indicator	\$71.43
SC1	Solar Panel Charger	\$142.86
BC1	Battery Wall Charger	Standard
BC2	Rapid Battery Wall Charger (8 Amp)	\$71.43
BC3	20 Amp In-Line 12v (MAX) Charger	\$421.43
BT1	2nd Battery	\$214.29
M03	D-Rings 3" Weld-On	\$21.43/ea.
M04	D-Rings 4" Weld-On	\$28.57/ea.
M06	D-Rings 4" Recessed 360 Rotational Bolt On	\$57.14/ea.
M33	3" Removable D-Rings	\$41.43/ea.
M44	4" Removable D-Rings	\$48.57/ea.
RS2	Rear Support Stands (Tube)	\$121.43
SS0	1 - Side Step	Standard
SS1	2 Side Steps	\$35.71
SM1	1 - MAX-Step (12")	\$35.71
SM2	2 - MAX-Step (12")	\$107.14
SP1	4 - Additional Stake Pockets	\$28.57
SP8	8 - Additional Stake Pockets	\$57.14
T00	Tool Tray	\$0.00
T02	Front Mount Tool Box w/Gas Shock	\$171.43

## OTHER OPTIONS

Code	Description	MSRP
T03	48" Side Mount Tool Box (LH)	\$321.43
T04	48" Side Mount Tool Box (RH)	\$321.43
T13	Front, Tongue Mount Tool Box (22" H)	\$214.29
U01	Under Frame Bridge	\$7.14/FT
U02	Pipe Bridge	\$11.43/FT
W01	Winch Plate (8" Channel)	\$71.43
W02	1/2" Winch Plate	\$185.71
W15	12,000 lb. Winch Package w/1/2" Plate	\$1,421.43
W18	17,500 lb. Winch Package w/1/2" Plate	\$1,428.57
W20	9,500 lb Winch Package w/1/2" Plate	\$857.14
WS1	Wheel Simulators	\$571.43
WR1	Under Frame Rack	\$321.43
Y01	Spread Axles 6"	\$121.43
Y02	Spread Axles 72"	\$92.86
Y10	Hutch Suspension	\$1,141.43
Y15	HDSS Suspension	Standard
Y18	Air Ride Suspension	\$3,564.29
Y19	Air Ride Suspension 1 Lift Axle	\$4,564.29
Z01	Ratchets Weld-On (1 Every 5 Ft)	\$35.71/ea.
Z02	Ratchets Adjustable (1 Every 5 Ft)	\$35.71/ea.
Z03	Ratchet Track Weld-On	\$14.29/ft.



## PP | 12" I-Beam Frame Low-Pro Pintle Hook | 22,000 Lb GVWR

MODEL#	DESCRIPTION	WEIGHT (lbs)	MSRP
PP0220102	102" X 20' Low-Pro Pintle Hook	5853	\$9,807.14
PP0222102	102" X 22' Low-Pro Pintle Hook	6111	\$10,014.29
PP0224102	102" X 24' Low-Pro Pintle Hook	6387	\$10,214.29
PP0225102	102" X 25' Low-Pro Pintle Hook	6505	\$10,321.43
PP0226102	102" X 26' Low-Pro Pintle Hook	6737	\$10,421.43
PP0228102	102" X 28' Low-Pro Pintle Hook	7024	\$10,628.57
PP0230102	102" X 30' Low-Pro Pintle Hook	7277	\$10,835.71
PP0232102	102" X 32' Low-Pro Pintle Hook	7535	\$11,042.86
PP0234102	102" X 34' Low-Pro Pintle Hook	7800	\$11,250.00
PP0236102	102" X 36' Low-Pro Pintle Hook	8078	\$12,007.14
PP0238102	102" X 38' Low-Pro Pintle Hook	8336	\$12,235.71
PP0240102	102" X 40' Low-Pro Pintle Hook	9626	\$12,457.14

P P 0 2 2 0 1 0 2

PRODUCT TYPE	PRODUCT WIDTH	PRODUCT LENGTH	GAWR AXLE	# OF AXLES	AXLE TYPE
--------------	---------------	----------------	-----------	------------	-----------

### STANDARD SPECIFICATIONS

- 22,000 lb GVWR
- 10,000 lb (ea axle)
- 3" Bolt On Adjustable Pintle Eye
- 2 - Safety Chains (3/8" Grd. 70)
- 2 - 10,000 lb Drop-Leg Jack
- 2 - 10,000 Lb Dexter 2 Elec/Spring Axles
- HDSS Suspension
- 12" I-Beam Neck
- 12" I-Beam Frame
- 16" OC 3" Channel Crossmembers
- 16" 8-Hole Dual Wheels
- ST235/80 R16 LRE Tires W/Spare
- Treated Wood Flooring
- 8' Slide-In Ramps
- LED D.O.T. Stop, Tail, & Clearance Lights
- 16 Ga. 5-Way Double-Insulated Harness w/Cold Weather 7-way Plug/Cord
- Mechanical and/or Chemical Pretreatment for Maximum Paint Adhesion
- Black - Sherwin-Williams Powdura OneCure, Primer w/Polyester TGIC Gloss Powder Topcoat

### AXLE OPTIONS

Code	Description	MSRP
HS2	2 - 10000 Lb Dexter 2 Hyd Disc/Spring Std Sprd	\$2,885.71
ET2	2 - 10000 Lb Dexter 2 Elec Brakes/Tors (LEVEL)	\$3,014.29
HT2	2 - 10000 Lb Dexter 2 Hyd Drum/Tors (LEVEL)	\$3,985.71
AS2	2 - 10000 Lb Dexter 2 Air/Spring	\$6,921.43
ES2	2 - 12000 Lb Dexter 2 Elec/Spring	\$1,635.71
DS2	2 - 12000 Lb Dexter 2 Hyd Disc/Spring	\$3,400.00
AS2	2 - 12000 Lb Dexter 2 Air/Spring	\$7,357.14
ES2	2 - 15000 Lb Dexter 2 Elec/Spring	\$5,250.00
HS2	2 - 15000 Lb Dexter 2 Hyd Drum/Spring	\$7,357.14
AS2	2 - 15000 Lb Dexter 2 Air Brakes/Spring	\$8,107.14
ES3	3 - 10000 Lb Dexter 3 Elec Brakes/Spring	\$2,321.43
DS3	3 - 10000 Lb Dexter 3 Hyd Disc/Spring	\$6,742.86
ET3	3 - 10000 Lb Dexter 3 Elec/Tors (LEVEL)	\$7,378.57
HT3	3 - 10000 Lb Dexter 3 Hyd Drum/Tors (LEVEL)	\$7,914.29
AS3	3 - 10000 Lb Dexter 3 Air Brakes/Spring	\$10,914.29
ES3	3 - 12000 Lb Dexter 3 Elec Brakes/Spring	\$4,707.14
DS3	3 - 12000 Lb Dexter 3 Hyd Disc Brakes/Spring	\$7,885.71
AS3	3 - 12000 Lb Dexter 3 Air Brakes/Spring	\$11,707.14

### COLOR OPTIONS

Code	Description	MSRP
CB2	Black W/Primer	\$0.00
CBM	Metallic Black W/Primer	\$178.57
CG3	Gray W/Primer	\$107.14
CW4	White W/Primer	\$357.14
CR5	Red W/Primer	\$107.14
CB6	Blue W/Primer	\$107.14
CG7	Green W/Primer	\$107.14
CY8	Yellow W/Primer	\$107.14
CO9	Orange W/Primer	\$107.14
CA1	OD Army Green W/Primer	\$107.14
CT2	Coyote Tan W/Primer	\$107.14
CP0	Pink W/Primer	\$107.14
CNG	Neon Green W/Primer	\$107.14
CS1	Silver W/Primer	\$107.14
CAM	Aggie Maroon W/Primer	\$107.14
WM1	Western Metallic W/Primer	\$107.14
CP1	Purple W/Primer	\$178.57

\*\*\*NOTE: On 36Ft+ Length gooseneck trailers, the U01/U02 options become standard\*\*\*

# Options (PP) | 12" I-Beam Frame | Low-Pro Pintle Hook

## COUPLER OPTIONS

Code	Description	MSRP
C09	Coupler 2-5/16" Adj Flat Mount Turtle	\$178.57
C12	Pintle Ring, 3" Adj. Plate Mount	\$0.00

## Gates, Dove Tails & Ramps

Code	Description	MSRP
H15	8' Rear Slide-In Ramps	Standard
D10	5' Self Clean Dove w/Slide In Ramps	\$292.86
D30	5' Self Clean Dove w/Stand-Up Ramps	\$328.57
D31	5' Self Clean Dove w/3Stand-Up Ramps	\$528.57
D13	5' Self Clean Dove w/2 Flip Over Ramps	\$400.00
D14	5' Self Clean Dove w/3 Flip Over Ramps	\$614.29
D08	5' Self Clean Dove w/Max Ramps	\$1,064.29
DW10	5' Dove w/Wood & 2 Slide In Ramps	\$292.86
DW13	5' Dove w/Wood & 2 Flip Over Ramps	\$421.43
DW14	5' Dove w/Wood & 3 Flip Over Ramps	\$642.86
D54	5' Self Clean Dove w/4' HD Fold Gate	\$321.43
D64	5' Self Clean Dove w/4' HD Split Gate	\$335.71
D55	5' Self Clean Dove w/5' HD Fold Gate	\$392.86
D65	5' Self Clean Dove w/5' HD Split Gate	\$435.71
D56	5' Self Clean Dove w/6' HD Fold Gate	\$464.29
D66	5' Self Clean Dove w/6' HD Split Gate	\$507.14
SR1	Ramp Support Arms	\$78.57

## OTHER OPTIONS

Code	Description	MSRP
A05	ST235/80 R16 LRE	Standard
A06	ST235/85 R16 LRG	\$107.14/ea.
A07	ST215/75 R17.5 LRH (15K)	\$214.29/ea.
A15	ST215/75 R17.5 LRH (Singles)	\$221.43/ea.
A21	ST215/75 R17.5 LRH (Dual)	\$214.29/ea.
A22	ST215/75 R17.5 w/Alum Whls (Singles)	\$292.86/ea
A37	ST215/75 R17.5 LRH (Dual) Provider	\$214.29/ea.
B06	I-Beam Frame 12" 19lb	\$11,43/FT
C50	King Pin Fifth-Wheel Adapter Adj Rd.	\$157.14
C51	King Pin Fifth-Wheel Adapter Adj Sq.	\$157.14
CR1	Locking Chain Rack	\$107.14
DO1	Deck Over Neck 102" X 96"	\$750.00
DO2	DeckOnNeck 45° Corner 102" X 96"	\$914.29
E02	Treated Pine Wood Floor	Standard
E03	Steel Floor DP	\$27.14/FT
E05	Rough Oak Floor	\$22.86/FT
E07	Douglas Fir Wood Floor	\$11.43/FT
E09	Blackwood Lumber (Classic)	\$28.57/FT
F99	Diamond Plate Over Wheels	Standard
I01	16" OC Cross-Members	Standard
I02	12" OC Cross-Members	\$15.71/FT
J05	2 - 10K Drop Leg Jacks	Standard
J06	2 - Jacks, 25K Drop Leg 2-Speed	\$564.29
J07	2 - Hydraulic Jacks	\$1,764.29
J08	2 - Jacks, Drop Leg Elec.	\$1,135.71
L04	Bolt On Headache Light Bar	\$350.00
L07	7-way RV w/Cold Weather Harness	Standard
L08	Lighting LED (Back Up) w/Cold Weather Harness	\$135.71
L10	LED Single Row Light Bar	\$257.14
L11	LED Dual Row Light Bar	\$357.14
M03	D-Rings 3" Weld-On	\$21.43/ea.
M04	D-Rings 4" Weld-On	\$28.57/ea.
M06	D-Rings 4" Recessed 360 Rotational Bolt On	\$57.14/ea.

## OTHER OPTIONS

Code	Description	MSRP
L07	7-way RV w/Cold Weather Harness	\$35.71
L08	Lighting LED (Back Up) w/Cold Weather Harness	\$171.43
L10	LED Single Row Light Bar	\$257.14
L11	LED Dual Row Light Bar	\$357.14
M03	D-Rings 3" Weld-On	\$21.43/ea.
M04	D-Rings 4" Weld-On	\$28.57/ea.
M06	D-Rings 4" Recessed 360 Rotational Bolt On	\$57.14/ea.
M33	3" Removable D-Rings	\$41.43/ea.
M44	4" Removable D-Rings	\$48.57/ea.
T02	Front Mount Tool Box w/Gas Shock	\$171.43
T03	48" Side Mount Tool Box (LH)	\$321.43
T04	48" Side Mount Tool Box (RH)	\$321.43
T13	Front, Tongu Mount Tool Box (22" H)	\$214.29
RS2	Rear Support Stands (Tube)	\$121.43
SS0	1 - Side Step	Standard
SS1	2 Side Steps	\$35.71
SM1	1 - MAX-Step (12")	\$35.71
SM2	2 - MAX-Step (12")	\$107.14
SP1	4 - Additional Stake Pockets	\$28.57
SP8	8 - Additional Stake Pockets	\$57.14
U01	Under Frame Bridge	\$7.14/FT
U02	Pipe Bridge	\$11.43/FT
W01	Winch Plate (8" Channel)	\$71.43
W02	1/2" Winch Plate	\$185.71
W15	12,000 lb. Winch Package w/1/2" Plate	\$1,421.43
W18	17,500 lb. Winch Package w/1/2" Plate	\$1,428.57
W20	9,500 lb Winch Package w/1/2" Plate	\$857.14
WS1	Wheel Simulators	\$571.42
WR1	Under Frame Rack	\$321.43
Y01	Spread Axles 6"	\$121.43
Y02	Spread Axles 72"	\$92.86
Y10	Hutch Suspension	\$1,141.43
Y15	HDSS Suspension	Standard
Y18	Air Ride Suspension	\$3,564.29
Y19	Air Ride Suspension 1 Lift Axle	\$4,564.29
Z01	Ratchets Weld-On (1 Every 5 Ft)	\$35.71/ea.
Z02	Ratchets Adjustable (1 Every 5 Ft)	\$35.71/ea.
Z03	Ratchet Track Weld-On	\$14.29/ft.



## PR | 12" I-Beam Frame HD Pintle Hook w/Hyd. Dove | 22,000 Lb GVWR

MODEL#	DESCRIPTION	WEIGHT (lbs)	MSRP
PR0226102	102" X 26' Pintle Hook Heavy Duty Hyd. Dove Tail	6870	\$13,742.86
PR0228102	102" X 28' Pintle Hook Heavy Duty Hyd. Dove Tail	7146	\$13,957.14
PR0230102	102" X 30' Pintle Hook Heavy Duty Hyd. Dove Tail	7447	\$14,178.57
PR0232102	102" X 32' Pintle Hook Heavy Duty Hyd. Dove Tail	7706	\$14,378.57
PR0234102	102" X 34' Pintle Hook Heavy Duty Hyd. Dove Tail	7948	\$14,592.86
PR0236102	102" X 36' Pintle Hook Heavy Duty Hyd. Dove Tail	8201	\$15,357.14
PR0238102	102" X 38' Pintle Hook Heavy Duty Hyd. Dove Tail	8479	\$15,592.86
PR0240102	102" X 40' Pintle Hook Heavy Duty Hyd. Dove Tail	9627	\$15,828.57

### PR0226102

PRODUCT TYPE	PRODUCT WIDTH	PRODUCT LENGTH	GVWR AXLE	# OF AXLES	AXLE TYPE
--------------	---------------	----------------	-----------	------------	-----------

### STANDARD SPECIFICATIONS

- 22,000 lb GVWR
- 10,000 lb (ea axle)
- 3" Bolt On Adjustable Pintle Eye
- 2 - Safety Chains (3/8" Grd. 70)
- 2 - 10,000 lb Drop-Leg Jack
- 2 - 10,000 Lb Dexter 2 Elec/Spring Axles
- HDSS Suspension
- 12" I-Beam Tongue
- 12" I-Beam Frame
- 16" OC 3" Channel Crossmembers
- 16" 8-Hole Dual Wheels
- ST235/80 R16 LRE Tires W/Spare
- Treated Wood Flooring
- Dual Acting Hydraulic Power Unit
- 3" x 10 Cylinder w/1.25" Shaft
- LED D.O.T. Stop, Tail, & Clearance Lights
- 16 Ga. 5-Way Double-Insulated Harness w/Cold Weather 7-way Plug/Cord
- Mechanical and/or Chemical Pretreatment for Maximum Paint Adhesion
- Black - Sherwin-Williams Powdura OneCure, Primer w/Polyester TGIC Gloss Powder Topcoat

\*\*\*NOTE: On 36ft+ Length gooseneck trailers, the U01/U02 options become standard\*\*\*

### AXLE OPTIONS

Code	Description	MSRP
HS2	2 - 10000 Lb Dexter 2 Hyd Disc/Spring Std Sprd	\$2,885.71
ET2	2 - 10000 Lb Dexter 2 Elec Brakes/Tors (LEVEL)	\$3,014.29
HT2	2 - 10000 Lb Dexter 2 Hyd Drum/Tors (LEVEL)	\$3,985.71
AS2	2 - 10000 Lb Dexter 2 Air/Spring	\$6,921.42
ES2	2 - 12000 Lb Dexter 2 Elec/Spring	\$1,635.71
DS2	2 - 12000 Lb Dexter 2 Hyd Disc/Spring	\$3,400.00
AS2	2 - 12000 Lb Dexter 2 Air/Spring	\$7,357.14
ES2	2 - 15000 Lb Dexter 2 Elec/Spring	\$5,250.00
HS2	2 - 15000 Lb Dexter 2 Hyd Drum/Spring	\$7,357.14
AS2	2 - 15000 Lb Dexter 2 Air Brakes/Sring	\$8,107.14
ES3	3 - 10000 Lb Dexter 3 Elec Brakes/Spring	\$2,321.43
DS3	3 - 10000 Lb Dexter 3 Hyd Disc/Spring	\$6,742.86
ET3	3 - 10000 Lb Dexter 3 Elec/Tors (LEVEL)	\$7,378.57
HT3	3 - 10000 Lb Dexter 3 Hyd Drum/Tors (LEVEL)	\$7,914.29
AS3	3 - 10000 Lb Dexter 3 Air Brakes/Spring	\$10,914.29
ES3	3 - 12000 Lb Dexter 3 Elec Brakes/Spring	\$4,707.14
DS3	3 - 12000 Lb Dexter 3 Hyd Disc Brakes/Spring	\$7,885.71
AS3	3 - 12000 Lb Dexter 3 Air Brakes/Spring	\$11,707.14

### COLOR OPTIONS

Code	Description	MSRP
CB2	Black W/Primer	\$0.00
CBM	Metallic Black W/Primer	\$178.57
CG3	Gray W/Primer	\$107.14
CW4	White W/Primer	\$357.14
CR5	Red W/Primer	\$107.14
CB6	Blue W/Primer	\$107.14
CG7	Green W/Primer	\$107.14
CY8	Yellow W/Primer	\$107.14
CO9	Orange W/Primer	\$107.14
CA1	OD Army Green W/Primer	\$107.14
CT2	Coyote Tan W/Primer	\$107.14
CP0	Pink W/Primer	\$107.14
CNG	Neon Green W/Primer	\$107.14
CS1	Silver W/Primer	\$107.14
CAM	Aggie Maroon W/Primer	\$107.14
WM1	Western Metallic W/Primer	\$107.14
CP1	Purple W/Primer	\$178.57

# Options (PR) | 12" I-Beam Frame | HD Pintle Hook w/Hyd. Dove

## COUPLER OPTIONS

Code	Description	MSRP
C09	Coupler 2-5/16" Adj Flat Mount Turtle	\$178.57
C12	Pintle Ring, 3" Adj. Plate Mount	\$0.00

## Gates, Dove Tails & Ramps

Code	Description	MSRP
DHS	9' Hydraulic Self Clean Dove Tail	\$464.29
DH10	10' Hydraulic Dove Tail	\$214.29
CL1	Cleats on Dove Tail (Outside Only)	\$257.14
CL2	Cleats on Dove Tail (Whole Dove)	\$257.14
CL3	Cleats on Dove Tail (Sq. Bar, Outside)	\$535.71

## OTHER OPTIONS

Code	Description	MSRP
A05	ST235/80 R16 LRE	Standard
A06	ST235/85 R16 LRG	\$107.14/ea.
A07	ST215/75 R17.5 LRH (15K)	\$214.29/ea.
A15	ST215/75 R17.5 LRH (Singles)	\$221.43/ea.
A21	ST215/75 R17.5 LRH (Dual)	\$214.29/ea.
A22	ST215/75 R17.5 w/Alum Whls (Singles)	\$292.86/ea.
A37	ST215/75 R17.5 LRH (Dual) Provider	\$214.29/ea.
B06	I-Beam Frame 12" 19lb	\$11.43/FT
CR1	Locking Chain Rack	\$107.14
E02	Treated Pine Wood Floor	Standard
E03	Steel Floor DP	\$27.14/FT
E05	Rough Oak Floor	\$22.86/FT
E07	Douglas Fir Wood Floor	\$11.43/FT
E09	Blackwood Lumber (Classic)	\$28.57/FT
I01	16" OC Cross-Members	\$10.00/FT
I02	12" OC Cross-Members	\$15.71/FT
J05	2 - 10K Drop Leg Jacks	Standard
J06	2 - Jacks, 25K Drop Leg 2-Speed	\$564.29
J07	2 - Hydraulic Jacks	\$1,421.43
J08	2 - Jacks, Drop Leg Elec.	\$1,135.71
L04	Bolt On Headache Light Bar	\$350.00
L07	7-way RV w/Cold Weather Harness	Standard
L08	Lighting LED (Back Up) w/Cold Weather Harness	\$135.71
L10	LED Single Row Light Bar	\$257.14
L11	LED Dual Row Light Bar	\$357.14
RC1	Wireless Hyd. Remote (Dual Acting)	\$178.57
RC5	Remote Switch w/Voltage Indicator	\$71.43
SC1	Solar Panel Charger	\$142.86
BC1	Battery Wall Charger	Standard
BC2	Rapid Battery Wall Charger (8 Amp)	\$71.43
BC3	20 Amp In-Line 12v (MAX) Charger	\$421.43
BT1	2nd Battery	\$214.2
M03	D-Rings 3" Weld-On	\$21.43/ea.
M04	D-Rings 4" Weld-On	\$28.57/ea.
M06	D-Rings 4" Recessed 360 Rotational Bolt On	\$57.14/ea.
M33	3" Removable D-Rings	\$41.43/ea.
M44	4" Removable D-Rings	\$48.57/ea.
RS2	Rear Support Stands (Tube)	\$121.43
SS0	1 - Side Step	Standard
SS1	2 Side Steps	\$35.71
SM1	1 - MAX-Step (12")	\$35.71
SM2	2 - MAX-Step (12")	\$107.14
SP1	4 - Additional Stake Pockets	\$28.57
SP8	8 - Additional Stake Pockets	\$57.14
T00	Tool Tray	\$0.00
T02	Front Mount Tool Box w/Gas Shock	\$171.43
T03	48" Side Mount Tool Box (LH)	\$321.43

## OTHER OPTIONS

Code	Description	MSRP
T04	48" Side Mount Tool Box (RH)	\$321.43
T13	Front, Tongue Mount Tool Box (22" H)	\$214.29
U01	Under Frame Bridge	\$7.14/FT
U02	Pipe Bridge	\$11.43/FT
W01	Winch Plate (8" Channel)	\$71.43
W02	1/2" Winch Plate	\$185.71
W15	12,000 lb. Winch Package w/1/2" Plate	\$1,421.43
W18	17,500 lb. Winch Package w/1/2" Plate	\$1,428.57
W20	9,500 lb Winch Package w/1/2" Plate	\$857.14
WS1	Wheel Simulators	\$571.43
WR1	Under Frame Rack	\$321.43
Y01	Spread Axles 6"	\$121.43
Y02	Spread Axles 72"	\$92.86
Y10	Hutch Suspension	\$1,141.43
Y15	HDSS Suspension	Standard
Y18	Air Ride Suspension	\$3,564.29
Y19	Air Ride Suspension 1 Lift Axle	\$4,564.29
Z01	Ratchets Weld-On (1 Every 5 Ft)	\$35.71/ea.
Z02	Ratchets Adjustable (1 Every 5 Ft)	\$35.71/ea.
Z03	Ratchet Track Weld-On	\$14.29/ft.



# PR

## 12" I-Beam Frame HD Pintle Hook w/Hyd. Dove | 21,000 Lb GVWR

MODEL#	DESCRIPTION	WEIGHT (lbs)	MSRP
PR0226073	102" X 26' Heavy Duty Pintle Hook Hyd. Dove Tail	5973	\$11,278.57
PR0228073	102" X 28' Heavy Duty Pintle Hook Hyd. Dove Tail	6205	\$11,442.86
PR0230073	102" X 30' Heavy Duty Pintle Hook Hyd. Dove Tail	6437	\$11,642.86
PR0232073	102" X 32' Heavy Duty Pintle Hook Hyd. Dove Tail	6669	\$11,842.86
PR0234073	102" X 34' Heavy Duty Pintle Hook Hyd. Dove Tail	6901	\$12,050.00
PR0236073	102" X 36' Heavy Duty Pintle Hook Hyd. Dove Tail	7133	\$12,714.29
PR0238073	102" X 38' Heavy Duty Pintle Hook Hyd. Dove Tail	7365	\$12,914.29
PR0240073	102" X 40' Heavy Duty Pintle Hook Hyd. Dove Tail	7597	\$13,114.29

**PR0226073**

PRODUCT TYPE	PRODUCT WIDTH	PRODUCT LENGTH	GAWR AXLE	# OF AXLES	AXLE TYPE
--------------	---------------	----------------	-----------	------------	-----------

### STANDARD SPECIFICATIONS

- 21,000 lb GVWR
- 7,000 lb (ea axle)
- 3" Bolt On Adjustable Pintle Eye
- 2 - Safety Chains (5/16" Grd. 70)
- 2 - 10,000 lb Drop-Leg Jack
- 3 - 7,000 Lb Dexter 2 Elec/Spring Axles
- Multi-Leaf Spring Suspension
- 12" I-Beam Tongue
- 12" I-Beam Frame
- 16" OC 3" Channel Crossmembers
- 16" 8-Hole Wheels
- ST235/80 R16 LRE Tires W/Spare
- Treated Wood Flooring
- Dual Acting Hydraulic Power Unit
- 3" x 10 Cylinder w/1.25" Shaft
- LED D.O.T. Stop, Tail, & Clearance Lights
- 16 Ga. 5-Way Double-Insulated Harness w/Cold Weather 7-way Plug/Cord
- Mechanical and/or Chemical Pretreatment for Maximum Paint Adhesion
- Black - Sherwin-Williams Powdura OneCure, Primer w/Polyester TGIC Gloss Powder Topcoat

\*\*\*NOTE: On 36Ft+ Length gooseneck trailers, the U01/U02 options become standard\*\*\*

### AXLE OPTIONS

Code	Description	MSRP
ETC	3 - 7,000 Lb Dexter 3 Elec/Tors (DOWN) FSA	\$735.71
HS3	3 - 7,000 Lb Dexter 3 Hyd Drum/Spring	\$2,671.43
DS3	3 - 7,000 Lb Dexter 3 Hyd Disc/Spring	\$1,957.14
HT3	3 - 7,000 Lb Dexter 3 Hyd Drum/Tors (DOWN)	\$3,235.71
HT3	3 - 7,000 Lb Dexter 3 Hyd./Tors (DOWN)	\$2,707.14
ESC	3 - 8,000 Lb Dexter 3 Elec/Spring FSA	\$4,071.43
ETC	3 - 8,000 Lb Dexter 3 Elec/Tors (DOWN) FSA	\$4,742.86
DS3	3 - 8,000 Lb Dexter 3 Hyd Disc/Spring	\$5,485.71
HT3	3 - 8,000 Lb Dexter 3 Hyd Drum/Tors (DOWN)	\$5,871.43

### COUPLER OPTIONS

Code	Description	MSRP
C09	Coupler 2-5/16" Adj Flat Mount Turtle	\$178.57
C12	Pintle Ring, 3" Adj. Plate Mount	\$0.00

### COLOR OPTIONS

Code	Description	MSRP
CB2	Black W/Primer	\$0.00
CBM	Metallic Black W/Primer	\$178.57
CG3	Gray W/Primer	\$107.14
CW4	White W/Primer	\$357.14
CR5	Red W/Primer	\$107.14
CB6	Blue W/Primer	\$107.14
CG7	Green W/Primer	\$107.14
CY8	Yellow W/Primer	\$107.14
CO9	Orange W/Primer	\$107.14
CA1	OD Army Green W/Primer	\$107.14
CT2	Coyote Tan W/Primer	\$107.14
CP0	Pink W/Primer	\$107.14
CNG	Neon Green W/Primer	\$107.14
CS1	Silver W/Primer	\$107.14
CAM	Aggie Maroon W/Primer	\$107.14
WM1	Western Metallic W/Primer	\$107.14
CP1	Purple W/Primer	\$178.57

# Options (PR) | 12" I-Beam Frame | HD Pintle Hook w/Hyd. Dove

## Gates, Dove Tails & Ramps

Code	Description	MSRP
DHS	9' Hydraulic Self Clean Dove Tail	\$464.29
DH10	10' Hydraulic Dove Tail	\$214.29
CL1	Cleats on Dove Tail (Outside Only)	\$257.14
CL2	Cleats on Dove Tail (Whole Dove)	\$257.14
CL3	Cleats on Dove Tail (Sq. Bar, Outside)	\$535.71

## OTHER OPTIONS

Code	Description	MSRP
A05	ST235/80 R16 LRE	Standard
A06	ST235/85 R16 LRG	\$107.14/ea.
A07	ST215/75 R17.5 LRH (15K)	\$214.29/ea.
A14	ST235/85 R16 LRG w/Chrome Wheels	\$242.86/ea.
A15	ST215/75 R17.5 LRH (Singles)	\$221.43/ea.
A16	ST235/80 R16 LRE w/Aluminum Whls	\$185.71/ea.
A17	ST235/85 R16 LRG w/Aluminum Whls	\$285.71/ea.
A20	ST235/80 R16 LRE w/Chrome Whls	\$135.71/ea.
A22	ST215/75 R17.5 w/Alum Whls (Singles)	\$292.86/ea.
B06	I-Beam Frame 12" 19lb	\$11.43/FT
CR1	Locking Chain Rack	\$107.14
E02	Treated Pine Wood Floor	Standard
E03	Steel Floor DP	\$27.14/FT
E05	Rough Oak Floor	\$22.86/FT
E07	Douglas Fir Wood Floor	\$11.43/FT
E09	Blackwood Lumber (Classic)	\$28.57/FT
EL1	Wet Bolt Kit Equalizer Lubrication	\$35.71
I01	16" OC Cross-Members	\$10.00/FT
I02	12" OC Cross-Members	\$15.71/FT
J05	2 - 10K Drop Leg Jacks	Standard
J06	2 - Jacks, 25K Drop Leg 2-Speed	\$564.29
J07	2 - Hydraulic Jacks	\$1,421.43
J08	2 - Jacks, Drop Leg Elec.	\$1,135.71
L04	Bolt On Headache Light Bar	\$350.00
L07	7-way RV w/Cold Weather Harness	Standard
L08	Lighting LED (Back Up) w/Cold Weather Harness	\$135.71
L10	LED Single Row Light Bar	\$257.14
L11	LED Dual Row Light Bar	\$357.14
RC1	Wireless Hyd. Remote (Dual Acting)	\$178.57
RC5	Remote Switch w/Voltage Indicator	\$71.43
SC1	Solar Panel Charger	\$142.86
BC1	Battery Wall Charger	Standard
BC2	Rapid Battery Wall Charger (8 Amp)	\$71.43
BC3	20 Amp In-Line 12v (MAX) Charger	\$421.43
BT1	2nd Battery	\$214.29
M03	D-Rings 3" Weld-On	\$21.43/ea.
M04	D-Rings 4" Weld-On	\$28.57/ea.
M06	D-Rings 4" Recessed 360 Rotational Bolt On	\$57.14/ea.
M33	3" Removable D-Rings	\$41.43/ea.
M44	4" Removable D-Rings	\$48.57/ea.
RS2	Rear Support Stands (Tube)	\$121.43
SS0	1 - Side Step	Standard
SS1	2 Side Steps	\$35.71
SM1	1 - MAX-Step (12")	\$35.71
SM2	2 - MAX-Step (12")	\$107.14
SP1	4 - Additional Stake Pockets	\$28.57
SP8	8 - Additional Stake Pockets	\$57.14
T00	Tool Tray	\$0.00
T02	Front Mount Tool Box w/Gas Shock	\$171.43
T03	48" Side Mount Tool Box (LH)	\$321.43
T04	48" Side Mount Tool Box (RH)	\$321.43
T13	Front, Tongue Mount Tool Box (22" H)	\$214.29

## OTHER OPTIONS

Code	Description	MSRP
U01	Under Frame Bridge	\$7.14/FT
U02	Pipe Bridge	\$11.43/FT
W01	Winch Plate (8" Channel)	\$71.43
W02	1/2" Winch Plate	\$185.71
W15	12,000 lb. Winch Package w/1/2" Plate	\$1,421.43
W18	17,500 lb. Winch Package w/1/2" Plate	\$1,428.57
W20	9,500 lb Winch Package w/1/2" Plate	\$857.14
WS1	Wheel Simulators	\$571.43
WR1	Under Frame Rack	\$321.43
Y01	Spread Axles 6"	\$121.43
Y02	Spread Axles 72"	\$92.86
Y10	Hutch Suspension	\$1,141.43
Y18	Air Ride Suspension	\$3,564.29
Y19	Air Ride Suspension 1 Lift Axle	\$4,564.29
Z01	Ratchets Weld-On (1 Every 5 Ft)	\$35.71/ea.
Z02	Ratchets Adjustable (1 Every 5 Ft)	\$35.71/ea.
Z03	Ratchet Track Weld-On	\$14.29/ft.



## PR | 12" I-Beam Frame HD Pintle Hook w/Hyd. Dove | 14,000 Lb GVWR

MODEL#	DESCRIPTION	WEIGHT (lbs)	MSRP
PR0226072	102" X 26' HD Pintle Hook Hyd. Dove Tail	5589	\$10,100.00
PR0228072	102" X 28' HD Pintle Hook Hyd. Dove Tail	5938	\$10,300.00
PR0230072	102" X 30' HD Pintle Hook Hyd. Dove Tail	6170	\$10,500.00
PR0232072	102" X 32' HD Pintle Hook Hyd. Dove Tail	6402	\$10,700.00
PR0234072	102" X 34' HD Pintle Hook Hyd. Dove Tail	6634	\$10,900.00

**PR0226072**

PRODUCT TYPE	PRODUCT WIDTH	PRODUCT LENGTH	GAWR AXLE	# OF AXLES	AXLE TYPE
--------------	---------------	----------------	-----------	------------	-----------

### STANDARD SPECIFICATIONS

- 14,000 lb GVWR
- 7,000 lb (ea axle)
- 3" Bolt On Adjustable Pintle Eye
- 2 - Safety Chains (5/16" Grd. 70)
- 2 - 10,000 lb Drop-Leg Jack
- 2 - 7,000 Lb Dexter 2 Elec/Spring Axles
- Multi-Leaf Spring Suspension
- 12" I-Beam Tongue
- 12" I-Beam Frame
- 16" OC 3" Channel Crossmembers
- 16" 8-Hole Wheels
- ST235/80 R16 LRE Tires W/Spare
- Treated Wood Flooring
- Dual Acting Hydraulic Power Unit
- 3" x 10 Cylinder w/1.25" Shaft
- LED D.O.T. Stop, Tail, & Clearance Lights
- 16 Ga. 5-Way Double-Insulated Harness w/Cold Weather 7-way Plug/Cord
- Mechanical and/or Chemical Pretreatment for Maximum Paint Adhesion
- Black - Sherwin-Williams Powdura OneCure, Primer w/Polyester TGIC Gloss Powder Topcoat

### AXLE OPTIONS

Code	Description	MSRP
HS2	2 - 7,000 Lb Dexter 2 Hyd Drum/Spring	\$1,300.00
DS2	2 - 7,000 Lb Dexter 2 Hyd Disc/Spring	\$1,864.29
ETB	2 - 7,000 Lb Dexter 2 Elec/Tors FSA (DOWN)	\$564.29
HT2	2 - 7,000 Lb Dexter 2 Hyd Drum/Tors (DOWN)	\$1,692.86
HT2	2 - 7,000 Lb Tors Axles 2 Hyd. Dics/Tors (DOWN)	\$2,242.86
ESB	2 - 8,000 Lb Dexter 2 Elec/Spring FSA	\$2,850.00
ETB	2 - 8,000 Lb Dexter 2 Elec/Tors FSA (DOWN)	\$3,242.86
DS2	2 - 8,000 Lb Dexter 2 Hyd Disc/Spring	\$4,150.00
HT2	2 - 8,000 Lb Dexter 2 Hyd Drum/Tors (DOWN)	\$4,542.86

### COUPLER OPTIONS

Code	Description	MSRP
C09	Coupler 2-5/16" Adj Flat Mount Turtle	\$178.57
C12	Pintle Ring, 3" Adj. Plate Mount	\$0.00

### COLOR OPTIONS

Code	Description	MSRP
CB2	Black W/Primer	\$0.00
CBM	Metallic Black W/Primer	\$178.57
CG3	Gray W/Primer	\$107.14
CW4	White W/Primer	\$357.14
CR5	Red W/Primer	\$107.14
CB6	Blue W/Primer	\$107.14
CG7	Green W/Primer	\$107.14
CY8	Yellow W/Primer	\$107.14
CO9	Orange W/Primer	\$107.14
CA1	OD Army Green W/Primer	\$107.14
CT2	Coyote Tan W/Primer	\$107.14
CP0	Pink W/Primer	\$107.14
CNG	Neon Green W/Primer	\$107.14
CS1	Silver W/Primer	\$107.14
CAM	Aggie Maroon W/Primer	\$107.14
WM1	Western Metallic W/Primer	\$107.14
CP1	Purple W/Primer	\$178.57



# Options (PR) | 12" I-Beam Frame | HD Pintle Hook w/Hyd. Dove

## Gates, Dove Tails & Ramps

Code	Description	MSRP
DHS	9' Hydraulic Self Clean Dove Tail	\$464.29
DH10	10' Hydraulic Dove Tail	\$214.29
CL1	Cleats on Dove Tail (Outside Only)	\$257.14
CL2	Cleats on Dove Tail (Whole Dove)	\$257.14
CL3	Cleats on Dove Tail (Sq. Bar, Outside)	\$535.71

## OTHER OPTIONS

Code	Description	MSRP
A05	ST235/80 R16 LRE	Standard
A06	ST235/85 R16 LRG	\$107.14/ea.
A07	ST215/75 R17.5 LRH (15K)	\$214.29/ea.
A14	ST235/85 R16 LRG w/Chrome Wheels	\$242.86/ea.
A15	ST215/75 R17.5 LRH (Singles)	\$221.43/ea.
A16	ST235/80 R16 LRE w/Aluminum Whls	\$185.71/ea.
A17	ST235/85 R16 LRG w/Aluminum Whls	\$285.71/ea.
A22	ST215/75 R17.5 w/Alum Whls (Singles)	\$292.86/ea.
B06	I-Beam Frame 12" 19lb	\$11.43/FT
CR1	Locking Chain Rack	\$107.14
E02	Treated Pine Wood Floor	Standard
E03	Steel Floor DP	\$27.14/FT
E05	Rough Oak Floor	\$22.86/FT
E07	Douglas Fir Wood Floor	\$11.43/FT
E09	Blackwood Lumber (Classic)	\$28.57/FT
EL1	Wet Bolt Kit Equalizer Lubrication	\$35.71
I01	16" OC Cross-Members	\$10.00/FT
I02	12" OC Cross-Members	\$15.71/FT
J05	2 - 10K Drop Leg Jacks	Standard
J06	2 - Jacks, 25K Drop Leg 2-Speed	\$564.29
J07	2 - Hydraulic Jacks	\$1,421.43
J08	2 - Jacks, Drop Leg Elec.	\$1,135.71
L04	Bolt On Headache Light Bar	\$350.00
L07	7-way RV w/Cold Weather Harness	Standard
L08	Lighting LED (Back Up) w/Cold Weather Harness	\$135.71
L10	LED Single Row Light Bar	\$257.14
L11	LED Dual Row Light Bar	\$357.14
RC1	Wireless Hyd. Remote (Dual Acting)	\$178.57
RC5	Remote Switch w/Voltage Indicator	\$71.43
SC1	Solar Panel Charger	\$142.86
BC1	Battery Wall Charger	Standard
BC2	Rapid Battery Wall Charger (8 Amp)	\$71.43
BC3	20 Amp In-Line 12v (MAX) Charger	\$421.43
BT1	2nd Battery	\$214.29
M03	D-Rings 3" Weld-On	\$21.43/ea.
M04	D-Rings 4" Weld-On	\$28.57/ea.
M06	D-Rings 4" Recessed 360 Rotational Bolt On	\$57.14/ea.
M33	3" Removable D-Rings	\$41.43/ea.
M44	4" Removable D-Rings	\$48.57/ea.
T00	Tool Tray	\$0.00
T02	Front Mount Tool Box w/Gas Shock	\$171.43
T03	48" Side Mount Tool Box (LH)	\$321.43
T04	48" Side Mount Tool Box (RH)	\$321.43
T13	Front, Tongue Mount Tool Box (22" H)	\$214.29
RS2	Rear Support Stands (Tube)	\$121.43
SS0	1 - Side Step	Standard
SS1	2 Side Steps	\$35.71
SM1	1 - MAX-Step (12")	\$35.71
SM2	2 - MAX-Step (12")	\$107.14
SP1	4 - Additional Stake Pockets	\$28.57
SP8	8 - Additional Stake Pockets	\$57.14

## OTHER OPTIONS

Code	Description	MSRP
U00	Standard Frame w/o Bridge	Standard
U01	Under Frame Bridge	\$7.14/FT
U02	Pipe Bridge	\$11.43/FT
W01	Winch Plate (8" Channel)	\$71.42
W02	1/2" Winch Plate	\$185.71
W15	12,000 lb. Winch Package w/1/2" Plate	\$1,421.43
W18	17,500 lb. Winch Package w/1/2" Plate	\$1,428.57
W20	9,500 lb Winch Package w/1/2" Plate	\$857.14
WS1	Wheel Simulators	\$571.43
WR1	Under Frame Rack	\$321.43
Y01	Spread Axles 6"	\$121.43
Y02	Spread Axles 72"	\$92.86
Y10	Hutch Suspension	\$1,141.43
Y18	Air Ride Suspension	\$3,564.29
Y19	Air Ride Suspension 1 Lift Axle	\$4,564.29
Z01	Ratchets Weld-On (1 Every 5 Ft)	\$35.71/ea.
Z02	Ratchets Adjustable (1 Every 5 Ft)	\$35.71/ea.
Z03	Ratchet Track Weld-On	\$14.29/ft.



## PH | 12" I-Beam Frame HD Pintle Hook | 22,000 Lb GVWR

MODEL#	DESCRIPTION	WEIGHT (lbs)	MSRP
PH0220102	102" x 20' Heavy Duty Pintle Hook	5329	\$9,807.14
PH0222102	102" x 22' Heavy Duty Pintle Hook	5580	\$10,014.29
PH0224102	102" x 24' Heavy Duty Pintle Hook	5848	\$10,214.29
PH0225102	102" x 25' Heavy Duty Pintle Hook	5972	\$10,321.43
PH0226102	102" x 26' Heavy Duty Pintle Hook	6194	\$10,421.43
PH0228102	102" x 28' Heavy Duty Pintle Hook	6467	\$10,628.57
PH0230102	102" x 30' Heavy Duty Pintle Hook	6722	\$10,835.71
PH0232102	102" x 32' Heavy Duty Pintle Hook	6974	\$11,042.86
PH0234102	102" x 34' Heavy Duty Pintle Hook	7232	\$11,250.00
PH0236102	102" x 36' Heavy Duty Pintle Hook	7504	\$12,007.14
PH0238102	102" x 38' Heavy Duty Pintle Hook	7756	\$12,235.71
PH0240102	102" x 40' Heavy Duty Pintle Hook	8982	\$12,457.14

### PH0220102

PRODUCT TYPE	PRODUCT WIDTH	PRODUCT LENGTH	GVWR AXLE	# OF AXLES	AXLE TYPE

### STANDARD SPECIFICATIONS

- 22,000 lb GVWR
- 10,000 lb (ea axle)
- 3" Bolt On Adjustable Pintle Eye (50,000lb)
- 2 - 10,000 Lb Dexter 2 Elec/Spring Axles
- 16" 8-Hole Wheels
- ST235/80 R16 LRE Tires W/Spares
- 2 - Safety Chains (3/8" Grd. 70)
- 2 - 10,000 lb Drop-Leg Jack
- HDSS Suspension
- 12" I-Beam Neck
- 12" I-Beam Frame
- 16" OC 3" Channel Crossmembers
- Treated Wood Flooring
- LED D.O.T. Stop, Tail, & Clearance Lights
- 16 Ga. 5-Way Double-Insulated Harness w/Cold Weather 7-way Plug/Cord
- Mechanical and/or Chemical Pretreatment for Maximum Paint Adhesion
- Black - Sherwin-Williams Powdura OneCure, Primer w/Polyester TGIC Gloss Powder Topcoat

### AXLE OPTIONS

Code	Description	MSRP
HS2	2 - 10000 Lb Dexter 2 Hyd Disc/Spring Std Sprd	\$2,885.71
ET2	2 - 10000 Lb Dexter 2 Elec Brakes/Tors (LEVEL)	\$3,014.29
HT2	2 - 10000 Lb Dexter 2 Hyd Drum/Tors (LEVEL)	\$3,985.71
AS2	2 - 10000 Lb Dexter 2 Air/Spring	\$6,921.43
ES2	2 - 12000 Lb Dexter 2 Elec/Spring	\$1,635.71
DS2	2 - 12000 Lb Dexter 2 Hyd Disc/Spring	\$3,400.00
AS2	2 - 12000 Lb Dexter 2 Air/Spring	\$7,357.14
ES2	2 - 15000 Lb Dexter 2 Elec/Spring	\$5,250.00
HS2	2 - 15000 Lb Dexter 2 Hyd Drum/Spring	\$7,357.14
AS2	2 - 15000 Lb Dexter 2 Air Brakes/Spring	\$8,107.14
ES3	3 - 10000 Lb Dexter 3 Elec Brakes/Spring	\$2,321.43
DS3	3 - 10000 Lb Dexter 3 Hyd Disc/Spring	\$6,742.86
ET3	3 - 10000 Lb Dexter 3 Elec/Tors (LEVEL)	\$7,378.57
HT3	3 - 10000 Lb Dexter 3 Hyd Drum/Tors (LEVEL)	\$7,914.29
AS3	3 - 10000 Lb Dexter 3 Air Brakes/Spring	\$10,914.29
ES3	3 - 12000 Lb Dexter 3 Elec Brakes/Spring	\$4,707.14
DS3	3 - 12000 Lb Dexter 3 Hyd Disc Brakes/Spring	\$7,885.71
AS3	3 - 12000 Lb Dexter 3 Air Brakes/Spring	\$11,707.14

### COLOR OPTIONS

Code	Description	MSRP
CB2	Black W/Primer	\$0.00
CBM	Metallic Black W/Primer	\$178.57
CG3	Gray W/Primer	\$107.14
CW4	White W/Primer	\$357.14
CR5	Red W/Primer	\$107.14
CB6	Blue W/Primer	\$107.14
CG7	Green W/Primer	\$107.14
CY8	Yellow W/Primer	\$107.14
CO9	Orange W/Primer	\$107.14
CA1	OD Army Green W/Primer	\$107.14
CT2	Coyote Tan W/Primer	\$107.14
CP0	Pink W/Primer	\$107.14
CNG	Neon Green W/Primer	\$107.14
CS1	Silver W/Primer	\$107.14
CAM	Aggie Maroon W/Primer	\$107.14
WM1	Western Metallic W/Primer	\$107.14
CP1	Purple W/Primer	\$178.57

\*\*\*NOTE: On 36ft+ Length gooseneck trailers, the U01/U02 options become standard\*\*\*

# Options (PH) | 12" I-Beam Frame | Heavy Duty Pintle Hook

## COUPLER OPTIONS

Code	Description	MSRP
C12	Pintle Ring 3" Adj Plate Mount	\$0.00
C09	Coupler 2-5/16" Adjustable Flat Mount	\$178.57
B07C12	Pintle Ring 3" Adj. Plate Mount	\$285.71
B07C09	Coupler 2-5/16" Adj Flat Mount Turtle	\$464.29

## Gates, Dove Tails & Ramps

Code	Description	MSRP
H15	8' Rear Slide-In Ramps	Standard
D10	5' Self Clean Dove w/Slide In Ramps	\$292.86
D30	5' Self Clean Dove w/Stand-Up Ramps	\$328.57
D31	5' Self Clean Dove w/3Stand-Up Ramps	\$528.57
D13	5' Self Clean Dove w/2 Flip Over Ramps	\$400.00
D14	5' Self Clean Dove w/3 Flip Over Ramps	\$614.28
D08	5' Self Clean Dove w/Max Ramps	\$1,064.28
DW10	5' Dove w/Wood & 2 Slide In Ramps	\$292.86
DW13	5' Dove w/Wood & 2 Flip Over Ramps	\$421.43
DW14	5' Dove w/Wood & 3 Flip Over Ramps	\$642.86
D54	5' Self Clean Dove w/4' HD Fold Gate	\$321.43
D64	5' Self Clean Dove w/4' HD Split Gate	\$335.71
D55	5' Self Clean Dove w/5' HD Fold Gate	\$392.86
D65	5' Self Clean Dove w/5' HD Split Gate	\$435.71
D56	5' Self Clean Dove w/6' HD Fold Gate	\$464.29
D66	5' Self Clean Dove w/6' HD Split Gate	\$507.14
SR1	Ramp Support Arms	\$78.57

## OTHER OPTIONS

Code	Description	MSRP
T13	Front, Tongu Mount Tool Box (22" H)	\$214.29
RS2	Rear Support Stands (Tube)	\$121.43
SS0	1 - Side Step	Standard
SS1	2 Side Steps	\$35.71
SM1	1 - MAX-Step (12")	\$35.71
SM2	2 - MAX-Step (12")	\$107.14
SP1	4 - Additional Stake Pockets	\$28.57
SP8	8 - Additional Stake Po ckets	\$57.14
U01	Under Frame Bridge	\$7.14/FT
U02	Pipe Bridge	\$11.43/FT
W01	Winch Plate (8" Channel)	\$71.43
W02	1/2" Winch Plate	\$185.71
W15	12,000 lb. Winch Package w/1/2" Plate	\$1,421.43
W18	17,500 lb. Winch Package w/1/2" Plate	\$1,428.57
W20	9,500 lb Winch Package w/1/2" Plate	\$857.14
WS1	Wheel Simulators	\$571.43
WR1	Under Frame Rack	\$321.43
Y01	Spread Axles 6"	\$121.43
Y02	Spread Axles 72"	\$92.86
Y10	Hutch Suspension	\$1,141.43
Y15	HDSS Suspension	Standard
Y18	Air Ride Suspension	\$3,564.29
Y19	Air Ride Suspension 1 Lift Axle	\$4,564.29
Z01	Ratchets Weld-On (1 Every 5 Ft)	\$35.71/ea.
Z02	Ratchets Adjustable (1 Every 5 Ft)	\$35.71/ea.
Z03	Ratchet Track Weld-On	\$14.29/ft.

## OTHER OPTIONS

Code	Description	MSRP
A05	ST235/80 R16 LRE	Standard
A06	ST235/85 R16 LRG	\$107.14/ea.
A14	ST235/85 R16 LRG w/Chrome Wheels	\$242.86/ea.
A15	ST215/75 R17.5 LRH (Singles)	\$221.43/ea.
A16	ST235/80 R16 LRE W/Alum Wheels	\$185.71/ea.
A17	ST235/85 R16 LRG w/Alum Wheels	\$285.71/ea.
A20	ST235/80 R16 w/Chrome Wheels	\$135.71/ea.
A22	ST215/75 R17.5 w/Alum Whls (Singles)	\$292.86/ea.
CR1	Locking Chain Rack	\$107.14
E02	Treated Pine Wood Floor	Standard
E03	Steel Floor DP	\$27.14/FT
E05	Rough Oak Floor	\$22.86/FT
E07	Douglas Fir Wood Floor	\$11.43/FT
E09	Blackwood Lumber (Classic)	\$28.57/FT
I01	16" OC Cross-Members	Standard
I02	12" OC Cross-Members	\$15.71/FT
J05	2 - 10K Drop Leg Jacks	Standard
J06	2 - Jacks, 25K Drop Leg 2-Speed	\$564.29
J07	2 - Hydraulic Jacks	\$1,764.29
J08	2 - Jacks, Drop Leg Elec.	\$1,135.71
L04	Bolt On Headache Light Bar	\$350.00
L07	7-way RV w/Cold Weather Harness	Standard
L08	Lighting LED (Back Up) w/Cold Weather Harness	\$135.71
L10	LED Single Row Light Bar	\$257.14
L11	LED Dual Row Light Bar	\$357.14
M03	D-Rings 3" Weld-On	\$21.43/ea.
M04	D-Rings 4" Weld-On	\$28.57/ea.
M06	D-Rings 4" Recessed 360 Rotational Bolt On	\$57.14/ea.
M33	3" Removable D-Rings	\$41.43/ea.
M44	4" Removable D-Rings	\$48.57/ea.
T02	Front Mount Tool Box w/Gas Shock	\$171.43
T03	48" Side Mount Tool Box (LH)	\$321.43
T04	48" Side Mount Tool Box (RH)	\$321.43



## PH | 12" I-Beam Frame HD Pintle Hook | 21,000 Lb GVWR

MODEL#	DESCRIPTION	WEIGHT (lbs)	MSRP
PH0220073	102" X 20' Heavy Duty Pintle Hook	4471	\$7,614.29
PH0222073	102" X 22' Heavy Duty Pintle Hook	4703	\$7,821.43
PH0224073	102" X 24' Heavy Duty Pintle Hook	4923	\$8,021.43
PH0225073	102" X 25' Heavy Duty Pintle Hook	5039	\$8,121.43
PH0226073	102" X 26' Heavy Duty Pintle Hook	5222	\$8,214.29
PH0228073	102" X 28' Heavy Duty Pintle Hook	5447	\$8,421.43
PH0230073	102" X 30' Heavy Duty Pintle Hook	5684	\$8,614.29
PH0232073	102" X 32' Heavy Duty Pintle Hook	5908	\$8,814.29
PH0234073	102" X 34' Heavy Duty Pintle Hook	6141	\$9,021.43
PH0236073	102" X 36' Heavy Duty Pintle Hook	6371	\$9,678.57
PH0238073	102" X 38' Heavy Duty Pintle Hook	6596	\$9,885.71
PH0240073	102" X 40' Heavy Duty Pintle Hook	7857	\$10,085.71

**PH0220073**

PRODUCT TYPE	PRODUCT WIDTH	PRODUCT LENGTH	GVWR AXLE	# OF AXLES	AXLE TYPE
--------------	---------------	----------------	-----------	------------	-----------

### STANDARD SPECIFICATIONS

- 21,000 lb GVWR
- 7,000 lb (ea axle)
- 3" Bolt On Adjustable Pintle Eye (50,000lb)
- 3 - 7,000 Lb Dexter 2 Elec/Spring Axles
- 16" 8-Hole Wheels
- ST235/80 R16 LRE Tires W/Spare
- 2 - Safety Chains (5/16" Grd. 70)
- 2 - 10,000 lb Drop-Leg Jack
- Multi-Leaf Spring Suspension
- 12" I-Beam Neck
- 12" I-Beam Frame
- 16" OC 3" Channel Crossmembers
- Treated Wood Flooring
- 8' Slide-In Ramps
- LED D.O.T. Stop, Tail, & Clearance Lights
- 16 Ga. 5-Way Double-Insulated Harness w/Cold Weather 7-way Plug/Cord
- Mechanical and/or Chemical Pretreatment for Maximum Paint Adhesion
- Black - Sherwin-Williams Powdura OneCure, Primer w/Polyester TGIC Gloss Powder Topcoat

\*\*\*NOTE: On 36Ft+ Length gooseneck trailers, the U01/U02 options become standard\*\*\*

### AXLE OPTIONS

Code	Description	MSRP
ETC	3 - 7,000 Lb Dexter 3 ElecTors (DOWN) FSA	\$735.71
HS3	3 - 7,000 Lb Dexter 3 Hyd Drum/Spring	\$2,671.43
DS3	3 - 7,000 Lb Dexter 3 Hyd Disc/Spring	\$3,235.71
HT3	3 - 7,000 Lb Dexter 3 Hyd Drum/Tors (DOWN)	\$3,235.71
HT3	3 - 7,000 Lb Dexter 3 Hyd. Discs/Tors (DOWN)	\$2,707.14
ESC	3 - 8,000 Lb Dexter 3 Elec/Spring FSA	\$4,071.43
ETC	3 - 8,000 Lb Dexter 3 Elec/Tors FSA (DOWN)	\$4,742.86
DS3	3 - 8,000 Lb Dexter 3 Hyd Disc/Spring	\$5,485.71
HT3	3 - 8,000 Lb Dexter 3 Hyd Drum/Tors	\$5,871.43

### COUPLER OPTIONS

Code	Description	MSRP
C12	Pintle Ring 3" Adj Plate Mount	\$0.00
C09	Coupler 2-5/16" Adjustable Flat Mount	\$178.57
B07C12	Pintle Ring 3" Adj. Plate Mount	\$285.71
B07C09	Coupler 2-5/16" Adj Flat Mount Turtle	\$464.29

### COLOR OPTIONS

Code	Description	MSRP
CB2	Black W/Primer	\$0.00
CBM	Metallic Black W/Primer	\$178.57
CG3	Gray W/Primer	\$107.14
CW4	White W/Primer	\$357.14
CR5	Red W/Primer	\$107.14
CB6	Blue W/Primer	\$107.14
CG7	Green W/Primer	\$107.14
CY8	Yellow W/Primer	\$107.14
CO9	Orange W/Primer	\$107.14
CA1	OD Army Green W/Primer	\$107.14
CT2	Coyote Tan W/Primer	\$107.14
CP0	Pink W/Primer	\$107.14
CNG	Neon Green W/Primer	\$107.14
CS1	Silver W/Primer	\$107.14
CAM	Aggie Maroon W/Primer	\$107.14
WM1	Western Metallic W/Primer	\$107.14
CP1	Purple W/Primer	\$178.57

# Options (PH) | 12" I-Beam Frame | Heavy Duty Pintle Hook

## Gates, Dove Tails & Ramps

Code	Description	MSRP
H15	8' Rear Slide-In Ramps	Standard
D10	5' Self Clean Dove w/Slide In Ramps	\$292.86
D30	5' Self Clean Dove w/Stand-Up Ramps	\$328.57
D31	5' Self Clean Dove w/3Stand-Up Ramps	\$528.57
D13	5' Self Clean Dove w/2 Flip Over Ramps	\$400.00
D14	5' Self Clean Dove w/3 Flip Over Ramps	\$614.29
D08	5' Self Clean Dove w/Max Ramps	\$1,064.29
DW10	5' Dove w/Wood & 2 Slide In Ramps	\$292.86
DW13	5' Dove w/Wood & 2 Flip Over Ramps	\$421.43
DW14	5' Dove w/Wood & 3 Flip Over Ramps	\$642.86
D54	5' Self Clean Dove w/4' HD Fold Gate	\$321.43
D64	5' Self Clean Dove w/4' HD Split Gate	\$335.71
D55	5' Self Clean Dove w/5' HD Fold Gate	\$392.86
D65	5' Self Clean Dove w/5' HD Split Gate	\$435.71
D56	5' Self Clean Dove w/6' HD Fold Gate	\$464.29
D66	5' Self Clean Dove w/6' HD Split Gate	\$507.14
SR1	Ramp Support Arms	\$78.57

## OTHER OPTIONS

Code	Description	MSRP
SP1	4 - Additional Stake Pockets	\$28.57
SP8	8 - Additional Stake Pockets	\$57.14
U01	Under Frame Bridge	\$7.14/FT
U02	Pipe Bridge	\$11.43/FT
W01	Winch Plate (8" Channel)	\$71.43
W02	1/2" Winch Plate	\$185.71
W15	12,000 lb. Winch Package w/1/2" Plate	\$1,421.42
W18	17,500 lb. Winch Package w/1/2" Plate	\$1,428.57
W20	9,500 lb Winch Package w/1/2" Plate	\$857.14
WS1	Wheel Simulators	\$571.43
WR1	Under Frame Rack	\$321.43
Z01	Ratchets Weld-On (1 Every 5 Ft)	\$35.71/ea.
Z02	Ratchets Adjustable (1 Every 5 Ft)	\$35.71/ea.
Z03	Ratchet Track Weld-On	\$14.29/ft.

## OTHER OPTIONS

Code	Description	MSRP
A05	ST235/80 R16 LRE	Standard
A06	ST235/85 R16 LRG	\$107.14/ea.
A14	ST235/85 R16 LRG w/Chrome Wheels	\$242.86/ea.
A15	ST215/75 R17.5 LRH (Singles)	\$221.43/ea.
A16	ST235/80 R16 LRE w/Alum Wheels	\$185.71/ea.
A17	ST235/85 R16 LRG w/Alum Wheels	\$285.71/ea.
A20	ST235/80 R16 w/Chrome Wheels	\$135.71/ea.
A22	ST215/75 R17.5 w/Alum Whls (Singles)	\$292.86/ea.
CR1	Locking Chain Rack	\$107.14
E02	Treated Pine Wood Floor	Standard
E03	Steel Floor DP	\$27.14/FT
E05	Rough Oak Floor	\$22.86/FT
E07	Douglas Fir Wood Floor	\$11.43/FT
E09	Blackwood Lumber (Classic)	\$28.57/FT
I01	16" OC Cross-Members	Standard
I02	12" OC Cross-Members	\$15.71/FT
J05	2 - 10K Drop Leg Jacks	Standard
J06	2 - Jacks, 25K Drop Leg 2-Speed	\$564.29
J07	2 - Hydraulic Jacks	\$1,764.29
J08	2 - Jacks, Drop Leg Elec.	\$1,135.71
L04	Bolt On Headache Light Bar	\$350.00
L07	7-way RV w/Cold Weather Harness	Standard
L08	Lighting LED (Back Up) w/Cold Weather Harness	\$135.71
L10	LED Single Row Light Bar	\$257.14
L11	LED Dual Row Light Bar	\$357.14
M03	D-Rings 3" Weld-On	\$21.43/ea.
M04	D-Rings 4" Weld-On	\$28.57/ea.
M06	D-Rings 4" Recessed 360 Rotational Bolt On	\$57.14/ea.
M33	3" Removable D-Rings	\$41.43/ea.
M44	4" Removable D-Rings	\$48.57/ea.
T02	Front Mount Tool Box w/Gas Shock	\$171.43
T03	48" Side Mount Tool Box (LH)	\$321.43
T04	48" Side Mount Tool Box (RH)	\$321.43
T13	Front, Tongu Mount Tool Box (22" H)	\$214.29
RS2	Rear Support Stands (Tube)	\$121.43
SS0	1 - Side Step	Standard
SS1	2 Side Steps	\$35.71
SM1	1 - MAX-Step (12")	\$35.71
SM2	2 - MAX-Step (12")	\$107.14



# PH | 12" I-Beam Frame HD Pintle Hook | 14,000 Lb GVWR

MODEL#	DESCRIPTION	WEIGHT (lbs)	MSRP
PH0220072	102" X 20' Heavy Duty Pintle Hook	4204	\$6,464.29
PH0222072	102" X 22' Heavy Duty Pintle Hook	4436	\$6,671.43
PH0224072	102" X 24' Heavy Duty Pintle Hook	4656	\$6,878.57
PH0225072	102" X 25' Heavy Duty Pintle Hook	4772	\$6,978.57
PH0226072	102" X 26' Heavy Duty Pintle Hook	4955	\$7,071.43
PH0228072	102" X 28' Heavy Duty Pintle Hook	5180	\$7,271.43
PH0230072	102" X 30' Heavy Duty Pintle Hook	5417	\$7,464.29
PH0232072	102" X 32' Heavy Duty Pintle Hook	5641	\$7,671.43
PH0234072	102" X 34' Heavy Duty Pintle Hook	5874	\$7,871.43
PH0236072	102" X 36' Heavy Duty Pintle Hook	6104	\$8,535.71
PH0238072	102" X 38' Heavy Duty Pintle Hook	6329	\$8,735.71
PH0240072	102" X 40' Heavy Duty Pintle Hook	7590	\$8,935.71

## PH0220072

PRODUCT TYPE	PRODUCT WIDTH	PRODUCT LENGTH	GAWR AXLE	# OF AXLES	AXLE TYPE
--------------	---------------	----------------	-----------	------------	-----------

### STANDARD SPECIFICATIONS

- 14,000 lb GVWR
- 7,000 lb (ea axle)
- 3" Bolt On Adjustable Pintle Eye (50,000lb)
- 2 - 7,000 Lb Dexter 2 Elec/Spring Axles
- 16" 8-Hole Wheels
- ST235/80 R16 LRE Tires W/Spare
- 2 - Safety Chains (3/8" Grd. 70)
- 2 - 10,000 lb Drop-Leg Jack
- Multi-Leaf Spring Suspension
- 12" I-Beam Neck
- 12" I-Beam Frame
- 16" OC 3" Channel Crossmembers
- Treated Wood Flooring
- 8' Slide-In Ramps
- LED D.O.T. Stop, Tail, & Clearance Lights
- 16 Ga. 5-Way Double-Insulated Harness w/Cold Weather 7-way Plug/Cord
- Mechanical and/or Chemical Pretreatment for Maximum Paint Adhesion
- Black - Sherwin-Williams Powdura OneCure, Primer w/Polyester TGIC Gloss Powder Topcoat

### AXLE OPTIONS

Code	Description	MSRP
HS2	2 - 7,000 Lb Dexter 2 Hyd Drum/Spring	\$1,228.57
DS2	2 - 7,000 Lb Dexter 2 Hyd Disc/Spring	\$1,642.86
ETB	2 - 7,000 Lb Dexter 2 Elec/Tors (DOWN) FSA	\$392.86
HT2	2 - 7,000 Lb Dexter 2 Hyd Drum/Tors (DOWN)	\$1,685.71
HT2	2 - 7,000 Lb Dexter 2 Hyd. Dics/Tors	\$2,242.86
ESB	2 - 8,000 Lb Axles 2 Elec/Spring FSA	\$2,850.00
ETB	2 - 8,000 Lb Dexter 2 Elec/Spring FSA	\$3,235.71
DS2	2 - 8,000 Lb Dexter 2 Hyd Disc/Spring	\$4,028.57
HT2	2 - 8,000 Lb Dexter 2 Hyd DrumTors	\$4,414.29

### COUPLER OPTIONS

Code	Description	MSRP
C09	Coupler 2-5/16" Adjustable Flat Mount	\$178.57
C12	Pintle Ring 3" Adj Plate Mount	\$0.00
C09	Coupler 2-5/16" Adjustable Flat Mount	\$178.57
B07C12	Pintle Ring 3" Adj. Plate Mount	\$285.71
B07C09	Coupler 2-5/16" Adj Flat Mount Turtle	\$464.29

### COLOR OPTIONS

Code	Description	MSRP
CB2	Black W/Primer	\$0.00
CBM	Metallic Black W/Primer	\$178.57
CG3	Gray W/Primer	\$107.14
CW4	White W/Primer	\$357.14
CR5	Red W/Primer	\$107.14
CB6	Blue W/Primer	\$107.14
CG7	Green W/Primer	\$107.14
CY8	Yellow W/Primer	\$107.14
CO9	Orange W/Primer	\$107.14
CA1	OD Army Green W/Primer	\$107.14
CT2	Coyote Tan W/Primer	\$107.14
CP0	Pink W/Primer	\$107.14
CNG	Neon Green W/Primer	\$107.14
CS1	Silver W/Primer	\$107.14
CAM	Aggie Maroon W/Primer	\$107.14
WM1	Western Metallic W/Primer	\$107.14
CP1	Purple W/Primer	\$178.57

\*\*\*NOTE: On 36ft+ Length gooseneck trailers, the U01/U02 options become standard\*\*\*

# Options (PH) | 12" I-Beam Frame | Heavy Duty Pintle Hook

## Gates, Dove Tails & Ramps

Code	Description	MSRP
H15	8' Rear Slide-In Ramps	Standard
D10	5' Self Clean Dove w/Slide In Ramps	\$292.86
D30	5' Self Clean Dove w/Stand-Up Ramps	\$328.57
D31	5' Self Clean Dove w/3Stand-Up Ramps	\$528.57
D13	5' Self Clean Dove w/2 Flip Over Ramps	\$400.00
D14	5' Self Clean Dove w/3 Flip Over Ramps	\$614.29
D08	5' Self Clean Dove w/Max Ramps	\$1,064.29
DW10	5' Dove w/Wood & 2 Slide In Ramps	\$292.86
DW13	5' Dove w/Wood & 2 Flip Over Ramps	\$421.43
DW14	5' Dove w/Wood & 3 Flip Over Ramps	\$642.86
D54	5' Self Clean Dove w/4' HD Fold Gate	\$321.43
D64	5' Self Clean Dove w/4' HD Split Gate	\$335.71
D55	5' Self Clean Dove w/5' HD Fold Gate	\$392.86
D65	5' Self Clean Dove w/5' HD Split Gate	\$435.71
D56	5' Self Clean Dove w/6' HD Fold Gate	\$464.29
D66	5' Self Clean Dove w/6' HD Split Gate	\$507.14
SR1	Ramp Support Arms	\$78.57

## OTHER OPTIONS

Code	Description	MSRP
SM1	1 - MAX-Step (12")	\$35.71
SM2	2 - MAX-Step (12")	\$107.14
SP1	4 - Additional Stake Pockets	\$28.57
SP8	8 - Additional Stake Pockets	\$57.14
U01	Under Frame Bridge	\$7.14/FT
U02	Pipe Bridge	\$11.43/FT
W01	Winch Plate (8" Channel)	\$71.43
W02	1/2" Winch Plate	\$185.71
W15	12,000 lb. Winch Package w/1/2" Plate	\$1,421.42
W18	17,500 lb. Winch Package w/1/2" Plate	\$1,428.57
W20	9,500 lb Winch Package w/1/2" Plate	\$857.14
WS1	Wheel Simulators	\$571.43
WR1	Under Frame Rack	\$321.43
Z01	Ratchets Weld-On (1 Every 5 Ft)	\$35.71/ea.
Z02	Ratchets Adjustable (1 Every 5 Ft)	\$35.71/ea.
Z03	Ratchet Track Weld-On	\$14.86/ft.

## OTHER OPTIONS

Code	Description	MSRP
A05	ST235/80 R16 LRE	Standard
A06	ST235/85 R16 LRG	\$107.14/ea.
A14	ST235/85 R16 LRG w/Chrome Wheels	\$242.86/ea.
A15	ST215/75 R17.5 LRH (Singles)	\$221.43/ea.
A16	ST235/80 R16 LRE W/Alum Wheels	\$185.71/ea.
A17	ST235/85 R16 LRG w/Alum Wheels	\$285.71/ea.
A20	ST235/80 R16 w/Chrome Wheels	\$135.71/ea.
A22	ST215/75 R17.5 w/Alum Whls (Singles)	\$292.86/ea.
CR1	Locking Chain Rack	\$107.14
E02	Treated Pine Wood Floor	Standard
E03	Steel Floor DP	\$100.00/FT
E05	Rough Oak Floor	\$22.86/FT
E07	Douglas Fir Wood Floor	\$11.43/FT
E09	Blackwood Lumber (Classic)	\$28.57/FT
EL1	Wet Bolt Kit Equalizer Lubrication	\$35.71
I01	16" OC Cross-Members	Standard
I02	12" OC Cross-Members	\$15.71/FT
J05	2 - 10K Drop Leg Jacks	Standard
J06	2 - Jacks, 25K Drop Leg 2-Speed	\$564.29
J07	2 - Hydraulic Jacks	\$1,764.29
J08	2 - Jacks, Drop Leg Elec.	\$1,135.71
L04	Bolt On Headache Light Bar	\$350.00
L07	7-way RV w/Cold Weather Harness	Standard
L08	Lighting LED (Back Up) w/Cold Weather Harness	\$135.71
L10	LED Single Row Light Bar	\$257.14
L11	LED Dual Row Light Bar	\$357.14
M03	D-Rings 3" Weld-On	\$7.14/ea.
M04	D-Rings 4" Weld-On	\$28.57/ea.
M06	D-Rings 4" Recessed 360 Rotational Bolt On	\$57.14/ea.
M33	3" Removable D-Rings	\$41.43/ea.
M44	4" Removable D-Rings	\$48.57/ea.
T02	Front Mount Tool Box w/Gas Shock	\$171.43
T03	48" Side Mount Tool Box (LH)	\$321.43
T04	48" Side Mount Tool Box (RH)	\$321.43
T13	Front, Tongu Mount Tool Box (22" H)	\$214.29
RS2	Rear Support Stands (Tube)	\$121.43
SS0	1 - Side Step	Standard
SS1	2 Side Steps	\$35.71



## PS | 8" I-Beam Frame Standard Pintle Hook | 14,000 Lb GVWR

MODEL#	DESCRIPTION	WEIGHT (lbs)	MSRP
PS0216072	102" x 16' Standard Pintle Hook	3642	\$5,778.57
PS0218072	102" x 18' Standard Pintle Hook	3841	\$5,985.71
PS0220072	102" x 20' Standard Pintle Hook	4050	\$6,178.57
PS0222072	102" x 22' Standard Pintle Hook	4468	\$6,385.71
PS0224072	102" x 24' Standard Pintle Hook	4516	\$6,585.71
PS0225072	102" x 25' Standard Pintle Hook	4604	\$6,685.71
PS0226072	102" x 26' Standard Pintle Hook	4777	\$6,778.57
PS0228072	102" x 28' Standard Pintle Hook	4982	\$6,985.71
PS0230072	102" x 30' Standard Pintle Hook	5155	\$7,192.86

**PS0216072**

PRODUCT TYPE	PRODUCT WIDTH	PRODUCT LENGTH	GAWR AXLE	# OF AXLES	AXLE TYPE
--------------	---------------	----------------	-----------	------------	-----------

### STANDARD SPECIFICATIONS

- 14,000 lb GVWR
- 7,000 lb (ea axle)
- 2- 5/16" Adjustable Coupler
- 2 - 7,000 Lb Dexter 2 Elec/Spring Axles
- 16" 8-Hole Wheels
- ST225/75 R15 LRD Tires W/Spare
- 2 - Safety Chains (5/16" Grd. 70)
- 1 - 10,000 lb Drop-Leg Jack
- Multi-Leaf Spring Suspension
- 8" I-Beam Tongue
- 8" I-Beam Frame
- 16" OC 3" Channel Crossmembers
- Treated Wood Flooring
- 8' Slide-In Ramps
- LED D.O.T. Stop, Tail, & Clearance Lights
- 16 Ga. 5-Way Double-Insulated Harness w/Cord Weather 7-way Plug/Cord
- Mechanical and/or Chemical Pretreatment for Maximum Paint Adhesion
- Black - Sherwin-Williams Powdura OneCure, Primer w/Polyester TGIC Gloss Powder Topcoat

### AXLE OPTIONS

Code	Description	MSRP
HS2	2 - 7,000 Lb Dexter 2 Hyd Drum/Spring	\$1,300.00
DS2	2 - 7,000 Lb Dexter 2 Hyd Disc/Spring	\$1,864.29
ETB	2 - 7,000 Lb Dexter 2 Elec/Tors (DOWN) FSA	\$564.29
HT2	2 - 7,000 Lb Dexter 2 Hyd Drum/Tors (DOWN)	\$1,692.86
HT2	2 - 7,000 Lb Dexter 2 Hyd. Dics/Tors	\$2,242.86
ESB	2 - 8,000 Lb Axles 2 Elec/Spring FSA	\$2,850.00
ETB	2 - 8,000 Lb Dexter 2 Elec/Spring FSA	\$3,242.86
DS2	2 - 8,000 Lb Dexter 2 Hyd Disc/Spring	\$4,150.00
HT2	2 - 8,000 Lb Dexter 2 Hyd DrumTors	\$4,542.86

### COUPLER OPTIONS

Code	Description	MSRP
C10	Coupler 2-5/16" Adjustable 6-Hole	\$14.29
C22	Pintle Ring 3" Adjustable 6-Hole	\$0.00

### COLOR OPTIONS

Code	Description	MSRP
CB2	Black W/Primer	\$0.00
CBM	Metallic Black W/Primer	\$178.57
CG3	Gray W/Primer	\$107.14
CW4	White W/Primer	\$357.14
CR5	Red W/Primer	\$107.14
CB6	Blue W/Primer	\$107.14
CG7	Green W/Primer	\$107.14
CY8	Yellow W/Primer	\$107.14
CO9	Orange W/Primer	\$107.14
CA1	OD Army Green W/Primer	\$107.14
CT2	Coyote Tan W/Primer	\$107.14
CP0	Pink W/Primer	\$107.14
CNG	Neon Green W/Primer	\$107.14
CS1	Silver W/Primer	\$107.14
CAM	Aggie Maroon W/Primer	\$107.14
WM1	Western Metallic W/Primer	\$107.14
CP1	Purple W/Primer	\$178.57



# Options (PS) | 8" I-Beam Frame | Standard Pintle Hook

## Gates, Dove Tails & Ramps

Code	Description	MSRP
H15	8' Rear Slide-In Ramps	Standard
D10	5' Self Clean Dove w/Slide In Ramps	\$292.86
D30	5' Self Clean Dove w/Stand-Up Ramps	\$328.57
D31	5' Self Clean Dove w/3Stand-Up Ramps	\$528.57
D13	5' Self Clean Dove w/2 Flip Over Ramps	\$400.00
D14	5' Self Clean Dove w/3 Flip Over Ramps	\$614.29
D08	5' Self Clean Dove w/Max Ramps	\$1,064.29
DW10	5' Dove w/Wood & 2 Slide In Ramps	\$292.86
DW13	5' Dove w/Wood & 2 Flip Over Ramps	\$421.43
DW14	5' Dove w/Wood & 3 Flip Over Ramps	\$642.86
D54	5' Self Clean Dove w/4' HD Fold Gate	\$321.43
D64	5' Self Clean Dove w/4' HD Split Gate	\$335.71
D55	5' Self Clean Dove w/5' HD Fold Gate	\$392.86
D65	5' Self Clean Dove w/5' HD Split Gate	\$435.71
D56	5' Self Clean Dove w/6' HD Fold Gate	\$464.29
D66	5' Self Clean Dove w/6' HD Split Gate	\$507.14
SR1	Ramp Support Arms	\$78.57

## OTHER OPTIONS

Code	Description	MSRP
A05	ST235/80 R16 LRE	Standard
A06	ST235/85 R16 LRG	\$107.14/ea.
A14	ST235/85 R16 LRG w/Chrome Wheels	\$242.86/ea.
A15	ST215/75 R17.5 LRH (Singles)	\$221.43/ea.
A16	ST235/80 R16 LRE W/Alum Wheels	\$185.71/ea.
A17	ST235/85 R16 LRG w/Alum Wheels	\$285.71/ea.
A20	ST235/80 R16 w/Chrome Wheels	\$135.71/ea.
A22	ST215/75 R17.5 w/Alum Whls (Singles)	\$292.86/ea.
E02	Treated Pine Wood Floor	Standard
E03	Steel Floor DP	\$27.14/FT
E05	Rough Oak Floor	\$22.86/FT
E07	Douglas Fir Wood Floor	\$11.43/FT
E09	Blackwood Lumber (Classic)	\$28.57/FT
I01	16" OC Cross-Members	Standard
I02	12" OC Cross-Members	\$15.71/FT
J04	1 - 10K Drop Leg Jack	Standard
J05	2 - 10K Drop Leg Jacks	\$221.43
J06	2 - Jacks, 25K Drop Leg 2-Speed	\$564.29
J07	2 - Hydraulic Jacks	\$1,764.29
L07	7-way RV w/Cold Weather Harness	Standard
L08	Lighting LED (Back Up) w/Cold Weather Harness	\$135.71
L10	LED Single Row Light Bar	\$257.14
L11	LED Dual Row Light Bar	\$357.14
M03	D-Rings 3" Weld-On	\$21.43/ea.
M04	D-Rings 4" Weld-On	\$28.57/ea.
M06	D-Rings 4" Recessed 360 Rotational Bolt On	\$57.14/ea.
M33	3" Removable D-Rings	\$41.43/ea.
M44	4" Removable D-Rings	\$48.57/ea.
T01	Front, Tongue Mount Tool Box	\$178.57
T02	Front Mount Tool Box w/Gas Shock	\$171.43
T03	48" Side Mount Tool Box (LH)	\$321.43
T04	48" Side Mount Tool Box (RH)	\$321.43
T13	Front, Tongu Mount Tool Box (22" H)	\$214.29
TM1	Spare Tire Mount	\$42.86
RS2	Rear Support Stands (Tube)	\$121.43
SS0	1 - Side Step	Standard
SS1	2 Side Steps	\$35.71

## OTHER OPTIONS

Code	Description	MSRP
T01	Front, Tongue Mount Tool Box	\$178.57
T02	Front Mount Tool Box w/Gas Shock	\$171.43
T03	48" Side Mount Tool Box (LH)	\$321.43
T04	48" Side Mount Tool Box (RH)	\$321.43
T13	Front, Tongu Mount Tool Box (22" H)	\$214.29
TM1	Spare Tire Mount	\$42.86
RS2	Rear Support Stands (Tube)	\$121.43
SS0	1 - Side Step	Standard
SS1	2 Side Steps	\$35.71
SM1	1 - MAX-Step (12")	\$35.71
SM2	2 - MAX-Step (12")	\$107.14
SP1	4 - Additional Stake Pockets	\$28.57
SP8	8 - Additional Stake Po ckets	\$57.14
W01	Winch Plate (8" Channel)	\$71.43
W02	1/2" Winch Plate	\$185.71
W15	12,000 lb. Winch Package w/1/2" Plate	\$1,421.43
W18	17,500 lb. Winch Package w/1/2" Plate	\$1,428.57
W20	9,500 lb Winch Package w/1/2" Plate	\$857.14
WS1	Wheel Simulators	\$571.43
Z01	Ratchets Weld-On (1 Every 5 Ft)	\$35.71/ea.
Z02	Ratchets Adjustable (1 Every 5 Ft)	\$35.71/ea.
Z03	Ratchet Track Weld-On	\$14.29/ft.



## PS | 8" I-Beam Frame Standard Pintle Hook | 9,990 Lb GVWR

MODEL#	DESCRIPTION	WEIGHT (lbs)	MSRP
PS0216052	102" X 16' Standard Pintle Hook	3509	\$5,221.43
PS0218052	102" X 18' Standard Pintle Hook	3707	\$5,435.71
PS0220052	102" X 20' Standard Pintle Hook	3917	\$5,621.43
PS0222052	102" X 22' Standard Pintle Hook	4333	\$5,828.57
PS0224052	102" X 24' Standard Pintle Hook	4381	\$6,028.57
PS0225052	102" X 25' Standard Pintle Hook	4421	\$6,135.71

**PS0216052**

PRODUCT TYPE	PRODUCT WIDTH	PRODUCT LENGTH	GAWR AXLE	# OF AXLES	AXLE TYPE
--------------	---------------	----------------	-----------	------------	-----------

### STANDARD SPECIFICATIONS

- 9,990 lb GVWR
- 5,200 lb (ea axle)
- 2 - 5/16" Adjustable Coupler
- 2 - 5,200 Lb Dexter 2 Elec/Spring Axles
- 15" 6-Hole Wheels
- 2 - Safety Chains (5/16" Grd. 70)
- 1 - 10,000 lb Drop-Leg Jack
- ST225/75 R15 LRD Tires W/Spare
- Multi-Leaf Spring Suspension
- 8" I-Beam Tongue
- 8" I-Beam Frame
- 24" OC 3" Channel Crossmembers
- Treated Wood Flooring
- 8' Slide-In Ramps
- LED D.O.T. Stop, Tail, & Clearance Lights
- 16 Ga. 5-Way Double-Insulated Harness w/Cold Weather 7-way Plug/Cord
- Mechanical and/or Chemical Pretreatment for Maximum Paint Adhesion
- Black - Sherwin-Williams Powdura OneCure, Primer w/Polyester TGIC Gloss Powder Topcoat

### AXLE OPTIONS

Code	Description	MSRP
HS2	2 - 5,200 Lb Dexter2 Hyd Drum/Spring	\$1,028.57
ETB	2 - 5,200 Lb Dexter 2 Elec/Tors	\$450.00
	FSA (DOWN)	
HT2	2 - 5,200 Lb Dexter 2 Hyd Drum/Spring (Down)	\$1,457.14

### COUPLER OPTIONS

Code	Description	MSRP
C10	Coupler 2-5/16" Adjustable 6-Hole	\$14.29
C22	Pintle Ring 3" Adjustable 6-Hole	\$0.00

### COLOR OPTIONS

Code	Description	MSRP
CB2	Black W/Primer	\$0.00
CBM	Metallic Black W/Primer	\$178.57
CG3	Gray W/Primer	\$107.14
CW4	White W/Primer	\$357.14
CR5	Red W/Primer	\$107.14
CB6	Blue W/Primer	\$107.14
CG7	Green W/Primer	\$107.14
CY8	Yellow W/Primer	\$107.14
CO9	Orange W/Primer	\$107.14
CA1	OD Army Green W/Primer	\$107.14
CT2	Coyote Tan W/Primer	\$107.14
CP0	Pink W/Primer	\$107.14
CNG	Neon Green W/Primer	\$107.14
CS1	Silver W/Primer	\$107.14
CAM	Aggie Maroon W/Primer	\$107.14
WM1	Western Metallic W/Primer	\$107.14
CP1	Purple W/Primer	\$178.57

## Options (PS) | 8" I-Beam | Standard Pintle Hook

### Gates, Dove Tails & Ramps

Code	Description	MSRP
H15	8' Rear Slide-In Ramps	Standard
D10	5' Self Clean Dove w/Slide In Ramps	\$292.86
D30	5' Self Clean Dove w/Stand-Up Ramps	\$328.57
D31	5' Self Clean Dove w/3Stand-Up Ramps	\$528.57
D13	5' Self Clean Dove w/2 Flip Over Ramps	\$400.00
D14	5' Self Clean Dove w/3 Flip Over Ramps	\$614.29
D08	5' Self Clean Dove w/Max Ramps	\$1,064.29
DW10	5' Dove w/Wood & 2 Slide In Ramps	\$292.86
DW13	5' Dove w/Wood & 2 Flip Over Ramps	\$421.43
DW14	5' Dove w/Wood & 3 Flip Over Ramps	\$642.86
D54	5' Self Clean Dove w/4' HD Fold Gate	\$321.43
D64	5' Self Clean Dove w/4' HD Split Gate	\$335.71
D55	5' Self Clean Dove w/5' HD Fold Gate	\$392.86
D65	5' Self Clean Dove w/5' HD Split Gate	\$435.71
D56	5' Self Clean Dove w/6' HD Fold Gate	\$464.29
D66	5' Self Clean Dove w/6' HD Split Gate	\$507.14
SR1	Ramp Support Arms	\$78.57

### OTHER OPTIONS

Code	Description	MSRP
W01	Winch Plate (8" Channel)	\$71.43
W02	1/2" Winch Plate	\$185.71
W15	12,000 lb. Winch Package w/1/2" Plate	\$1,421.43
W18	17,500 lb. Winch Package w/1/2" Plate	\$1,428.57
W20	9,500 lb Winch Package w/1/2" Plate	\$857.14
WS1	Wheel Simulators	\$571.43
Z01	Ratchets Weld-On (1 Every 5 Ft)	\$35.71/ea.
Z02	Ratchets Adjustable (1 Every 5 Ft)	\$35.71/ea.
Z03	Ratchet Track Weld-On	\$14.29/ft.

### OTHER OPTIONS

Code	Description	MSRP
A04	ST225/75 R15 LRD	Standard
A05	ST235/80 R16 LRE	\$57.14/ea.
A12	ST225/75 R15 LRD w/Chrome Whls	\$107.14/ea.
A13	ST235/80 R16 LRE w/Chrome Whls	\$164.29/ea.
A18	ST225/75 R15 LRD w/Alum Whls	\$185.71/ea.
E02	Treated Pine Wood Floor	Standard
E03	Steel Floor DP	\$27.14/FT
E05	Rough Oak Floor	\$22.86/FT
E07	Douglas Fir Wood Floor	\$11.43/FT
E09	Blackwood Lumber (Classic)	\$28.57/FT
I01	16" OC Cross-Members	Standard
I02	12" OC Cross-Members	\$15.71/FT
J04	1 - 10K Drop Leg Jack	Standard
J05	2 - 10K Drop Leg Jacks	\$221.43
J06	2 - Jacks, 25K Drop Leg 2-Speed	\$564.29
J07	2 - Hydraulic Jacks	\$1,764.29
L07	7-way RV w/Cold Weather Harness	Standard
L08	Lighting LED (Back Up) w/Cold Weather Harness	\$135.71
L10	LED Single Row Light Bar	\$257.14
L11	LED Dual Row Light Bar	\$357.14
M03	4 - D-Rings 3" Weld-On	\$21.43/ea.
M04	D-Rings 4" Weld-On	\$28.57/ea.
M06	D-Rings 4" Recessed 360 Rotational Bolt On	\$57.14/ea.
M33	3" Removable D-Rings	\$41.43/ea.
M44	4" Removable D-Rings	\$48.57/ea.
T01	Front, Tongue Mount Tool Box	\$178.57
T02	Front Mount Tool Box w/Gas Shock	\$171.43
T03	48" Side Mount Tool Box (LH)	\$321.43
T04	48" Side Mount Tool Box (RH)	\$321.43
T13	Front, Tongu Mount Tool Box (22" H)	\$214.29
TM1	Spare Tire Mount	\$42.86
RS2	Rear Support Stands (Tube)	\$121.43
SS0	1 - Side Step	Standard
SS1	2 Side Steps	\$35.71
SM1	1 - MAX-Step (12")	\$35.71
SM2	2 - MAX-Step (12")	\$107.14
SP1	4 - Additional Stake Pockets	\$28.57
SP8	8 - Additional Stake Po ckets	\$57.14



# DK | 6" Channel Frame Standard Deckover | 14,000 Lb GVWR

MODEL#	DESCRIPTION	WEIGHT (lbs)	MSRP
DK0216072	102" X 16' Standard Deck Over	3299	\$5,107.14
DK0218072	102" X 18' Standard Deck Over	3494	\$5,257.14
DK0220072	102" X 20' Standard Deck Over	3694	\$5,400.00
DK0222072	102" X 22' Standard Deck Over	3957	\$5,564.29
DK0224072	102" X 24' Standard Deck Over	4278	\$5,714.29

**DK0216072**

PRODUCT TYPE	PRODUCT WIDTH	PRODUCT LENGTH	GAWR AXLE	# OF AXLES	AXLE TYPE
--------------	---------------	----------------	-----------	------------	-----------

## STANDARD SPECIFICATIONS

- 14,000 lb GVWR
- 7,000 lb (ea axle)
- 2 - 5/16" Adjustable Coupler
- 2 - 7,000 Lb Dexter 2 Elec/Spring Axles
- 15" 6-Hole Wheels
- 2 - Safety Chains (1/4" Grd. 70)
- 1 - 10,000 lb Drop-Leg Jacks
- ST235/80 R16 LRE Tires
- 16" 8-Hole Tires
- Multi-Leaf Spring Suspension
- 6" Channel Tongue
- 6" Channel Frame
- 16" OC 3" Channel Crossmembers
- Treated Wood Flooring
- 8' Slide-In Ramps
- LED D.O.T. Stop, Tail, & Clearance Lights
- 16 Ga. 5-Way Double-Insulated Harness w/Cold Weather 7-way Plug/Cord
- Mechanical and/or Chemical Pretreatment for Maximum Paint Adhesion
- Black - Sherwin-Williams Powdura OneCure, Primer w/Polyester TGIC Gloss Powder Topcoat

\*\*\*NOTE: Dual 10K jacks standard on 24FT+ Length Deckover trailers\*\*\*

## AXLE OPTIONS

Code	Description	MSRP
ESB	2 - 7000 Lb Dexter 2 Elec/Spring FSA	Standard
ETB	2 - 7000 Lb Dexter 2 Elec/Tors (DOWN) FSA	\$564.29
HS2	2 - 7000 Lb Dexter 2 Hyd/Spring	\$1,300.00
HT2	2 - 7000 Lb Dexter (2 Hyd./Trs (DOWN)	\$1,692.86

## COUPLER OPTIONS

Code	Description	MSRP
C08	Coupler 2-5/16" Adjustable Hyd.	\$0.00
C10	Coupler 2-5/16" Adjustable 6-Hole	\$14.29
C13	Coupler 2-5/16" Draw Bar Turtle	\$278.57
C22	Pintle Ring 3" Adjustable 6-Hole	\$0.00
C28	Coupler 2" Adj. 6-Hole	\$0.00

## COLOR OPTIONS

Code	Description	MSRP
CB2	Black W/Primer	\$0.00
CBM	Metallic Black W/Primer	\$178.57
CG3	Gray W/Primer	\$107.14
CW4	White W/Primer	\$357.14
CR5	Red W/Primer	\$107.14
CB6	Blue W/Primer	\$107.14
CG7	Green W/Primer	\$107.14
CY8	Yellow W/Primer	\$107.14
CO9	Orange W/Primer	\$107.14
CA1	OD Army Green W/Primer	\$107.14
CT2	Coyote Tan W/Primer	\$107.14
CP0	Pink W/Primer	\$107.14
CNG	Neon Green W/Primer	\$107.14
CS1	Silver W/Primer	\$107.14
CAM	Aggie Maroon W/Primer	\$107.14
WM1	Western Metallic W/Primer	\$107.14
CP1	Purple W/Primer	\$178.57

# Options (DK) | 6" Channel Frame | Standard Deckover

## Gates & Ramps

Code	Description	MSRP
H15	8' Rear Slide-In Ramps	Standard
H06	Under-Frame Ramp Holder	\$214.29

## OTHER OPTIONS

Code	Description	MSRP
A05	ST235/80 R16 LRE	Standard
A06	ST235/85 R16 LRG	\$107.14/ea.
A14	ST235/85 R16 LRG w/Chrome Wheels	\$242.86/ea.
A15	ST215/75 R17.5 LRH (Singles)	\$221.43/ea.
A16	ST235/80 R16 LRE W/Alum Wheels	\$185.71/ea.
A17	ST235/85 R16 LRG w/Aum Wheels	\$285.71/ea.
A20	ST235/80 R16 w/Chrome Wheels	\$135.71/ea.
A22	ST215/75 R17.5 w/Alum Whls (Singles)	\$292.86/ea.
E02	Treated Pine Wood Floor	Standard
E03	Steel Floor DP	\$27.14/FT
E05	Rough Oak Floor	\$22.86/FT
E07	Douglas Fir Wood Floor	\$114.43/FT
E09	Blackwood Lumber (Classic)	\$28.57/FT
I01	16" Cross-Members	Standard
I02	12" Cross-Members	\$15.71/FT
J02	7K Drop Leg Jack	-\$100.00
J04	1 - 10K Drop Leg Jack	Standard
J05	2 - 10K Drop Leg Jacks	\$221.43
L03	Lighting, LED	Standard
L05	Lighting LED (Back Up)	\$135.71
L07	7-way RV w/Cold Weather Harness	Standard
L08	Lighting LED (Back Up) w/Cold Weather Harness	\$135.71
L10	LED Single Row Light Bar	\$257.14
L11	LED Dual Row Light Bar	\$250.00
M03	D-Rings 3" Weld-On	\$21.43/ea.
M04	D-Rings 4" Weld-On	\$28.57/ea.
M06	D-Rings 4" Recessed 360 Rotational Bolt On	\$57.14/ea.
M33	3" Removable D-Rings	\$41.43/ea.
M44	4" Removable D-Rings	\$48.57/ea.
MF1	Mud Flaps	\$71.43
T01	Front, Tongue Mount Tool Box	\$178.57
T03	48" Side Mount Tool Box (LH)	\$321.43
T04	48" Side Mount Tool Box (RH)	\$321.43
T13	Front, Tongu Mount Tool Box (22" H)	\$214.29
TM1	Spare Tire Mount	\$42.86
RS0	Pipe Mounts For Rear Support Stands	\$14.29
RS2	Rear Support Stands (Tube)	\$121.43
SS0	1 - Side Step	\$35.71
SS1	2 Side Steps	\$71.43
SM1	1 - MAX-Step (12")	\$35.71
SM2	2 - MAX-Step (12")	\$107.14
SP1	4 - Additional Stake Pockets	\$28.57
SP8	8 - Additional Stake Pockets	\$57.14
STI	Spare ST235/80 R16 LRE Silver Mod	\$200.00
STK	Spare ST235/85 R16 LRG Silver Mod	\$257.14
STP	Spare ST235/80 R16 LRE Aluminum	\$328.57
STQ	Spare ST235/85 R16 LRG Aluminum	\$492.86
STS	Spare ST235/80 R16 LRE Chrome	\$328.57
STU	Spare ST235/85 R16 LRG Chrome	\$400.00
STT	Spare 21/575R 17.5 LRH (Single)	\$328.57
STD	Spare 235/80 R16 LRE Black	\$235.71
STF	Spare235/85 R16 LRG Black	\$292.86
STS	Spare 235/80 R16 LRE Chrome	\$328.57

## OTHER OPTIONS

Code	Description	MSRP
W01	Winch Plate (8" Channel)	\$71.43
W02	1/2" Winch Plate	\$185.71
W15	12,000 lb. Winch Package w1/2" Plate	\$1,421.43
W18	17,500 lb. Winch Package w1/2" Plate	\$1,428.57
W20	9,500 lb Winch Package w1/2" Plate	\$857.14
WS1	Wheel Simulators	\$571.43
Z01	Ratchets Weld-On (1 Every 5 Ft)	\$35.71/ea.
Z02	Ratchets Adjustable (1 Every 5 Ft)	\$35.71/ea.
Z03	Ratchet Track Weld-On	\$14.29/ft.



# DK | 6" Channel Frame Standard Deckover | 9,990 Lb GVWR

MODEL#	DESCRIPTION	WEIGHT (lbs)	MSRP
DK0216052	102" X 16' Standard Deck Over	3047	\$4,571.43
DK0218052	102" X 18' Standard Deck Over	3245	\$4,735.71
DK0220052	102" X 20' Standard Deck Over	3445	\$4,885.71
DK0222052	102" X 22' Standard Deck Over	3708	\$5,028.57
DK0224052	102" X 24' Standard Deck Over	3971	\$5,078.57

**DK0216052**

PRODUCT TYPE	PRODUCT WIDTH	PRODUCT LENGTH	GAWR AXLE	# OF AXLES	AXLE TYPE
--------------	---------------	----------------	-----------	------------	-----------

## STANDARD SPECIFICATIONS

- 9,990 lb GVWR
- 5,200 lb GAWR (ea. axle)
- 2-5/16" Adjustable
- 2 - Safety Chains (1/4" Grd. 70)
- 1 - 10,000 lb Drop-Leg Jacks
- 2 - 5,200 Lb Dexter 2 Elec/Spring Axles
- 15" 6-Hole Wheels
- ST225/75 R15 LRD Tires
- Multi-Leaf Spring Suspension
- 6" Channel Tongue
- 6" Channel Frame
- 16" OC 3" Channel Crossmembers
- Treated Wood Flooring
- 8' Slide-In Ramps
- LED D.O.T. Stop, Tail, & Clearance Lights
- 16 Ga. 5-Way Double-Insulated Harness w/Cold Weather 7-way Plug/Cord
- Mechanical and/or Chemical Pretreatment for Maximum Paint Adhesion
- Black - Sherwin-Williams Powdura OneCure, Primer w/Polyester TGIC Gloss Powder Topcoat

## AXLE OPTIONS

Code	Description	MSRP
ESB	2 - 5200 Lb Dexter 2 Elec/Spring FSA	Standard
ETB	2 - 5200 Lb Dexter 2 Elec/Tors FSA	\$578.57
HS2	2 - 5200 Lb Dexter 2 Hyd/Spring	\$850.00
HT2	2 - 5200 Lb Dexter 2 Hyd/Tors	\$2,807.14

## COUPLER OPTIONS

Code	Description	MSRP
C08	Coupler 2-5/16" Adjustable Hyd.	\$0.00
C10	Coupler 2-5/16" Adjustable 6-Hole	\$14.29
C13	Coupler 2-5/16" Draw Bar Turtle	\$278.57
C22	Pintle Ring 3" Adjustable 6-Hole	\$0.00
C28	Coupler 2" Adj. 6-Hole	\$0.00

## COLOR OPTIONS

Code	Description	MSRP
CB2	Black W/Primer	\$0.00
CBM	Metallic Black W/Primer	\$178.57
CG3	Gray W/Primer	\$107.14
CW4	White W/Primer	\$357.14
CR5	Red W/Primer	\$107.14
CB6	Blue W/Primer	\$107.14
CG7	Green W/Primer	\$107.14
CY8	Yellow W/Primer	\$107.14
CO9	Orange W/Primer	\$107.14
CA1	OD Army Green W/Primer	\$107.14
CT2	Coyote Tan W/Primer	\$107.14
CP0	Pink W/Primer	\$107.14
CNG	Neon Green W/Primer	\$107.14
CS1	Silver W/Primer	\$107.14
CAM	Aggie Maroon W/Primer	\$107.14
WM1	Western Metallic W/Primer	\$107.14
CP1	Purple W/Primer	\$178.57

# Options (DK) | 6" Channel Frame | Standard Deckover

## Gates & Ramps

Code	Description	MSRP
H15	8' Rear Slide-In Ramps	Standard
H06	Under-Frame Ramp Holder	\$214.29

## OTHER OPTIONS

Code	Description	MSRP
A04	ST225/75 R15 LRD	Standard
A05	ST235/80 R16 LRE	\$57.14/ea.
A12	ST225/85 R15 LRD w/Chrome Whls	\$107.14/ea.
A13	ST235/80 R16 LRE w/Chrome Whls	\$221.43/ea.
A18	ST225/75 R15 LRD w/Alum Whls	\$185.71/ea.
E02	Treated Pine Wood Floor	Standard
E03	Steel Floor DP	\$27.14/FT
E05	Rough Oak Floor	\$22.86/FT
E07	Douglas Fir Wood Floor	\$11.43/FT
E09	Blackwood Lumber (Classic)	\$28.57/FT
I00	24" OC Crossmembers	Standard
I01	16" Cross-Members	\$10.00/FT
I02	12" Cross-Members	\$15.71/FT
J02	7K Drop Leg Jack	-\$100.00
J04	1 - 10K Drop Leg Jack	Standard
J05	2 - 10K Drop Leg Jacks	\$221.43
L07	7-way RV w/Cold Weather Harness	Standard
L08	Lighting LED (Back Up) w/Cold Weather Harness	\$135.71
L10	LED Single Row Light Bar	\$257.14
L11	LED Dual Row Light Bar	\$357.14
M03	4 - D-Rings 3" Weld-On	\$21.43/ea.
M04	D-Rings 4" Weld-On	\$28.57/ea.
M06	D-Rings 4" Recessed 360 Rotational Bolt On	\$57.14/ea.
M33	3" Removable D-Rings	\$41.43/ea.
M44	4" Removable D-Rings	\$48.57/ea.
MF1	Mud Flaps	\$71.43
T01	Front, Tongue Mount Tool Box	\$178.57
T03	48" Side Mount Tool Box (LH)	\$321.43
T04	48" Side Mount Tool Box (RH)	\$321.43
T13	Front, Tongu Mount Tool Box (22" H)	\$214.29
TM1	Spare Tire Mount	\$43.86
RH1	Receiver Hitch	\$142.86
RS0	Pipe Mounts For Rear Support Stands	\$14.29
RS2	Rear Support Stands (Tube)	\$121.43
SS0	1 - Side Step	\$35.71
SS1	2 Side Steps	\$71.43
SM1	1 - MAX-Step (12")	\$35.71
SM2	2 - MAX-Step (12")	\$107.14
SP1	4 - Additional Stake Pockets	\$28.57
SP8	8 - Additional Stake Pockets	\$57.14
STB	Spare ST225/75 R15 LRD	\$164.29
STD	Spare ST235/80 R16 LRE	\$235.71
STG	Spare ST225/75 R15 LRD	\$128.57
STH	Spare ST235/80 R16 LRE	\$200.00
STJ	Spare ST225/75 R15 LRD Alum.	\$314.29
STL	Spare ST235/80 R16 LRE Alum.	\$385.71
STX	Spare ST235/85 R16 LRE Silver Mod	\$257.14
STN	Spare ST225/75 R15 LRD Chrome	\$235.71
STO	Spare ST235/80 R16 LRE Chrome	\$285.71
W01	Winch Plate (Channel)	\$71.43
W02	1/2" Winch Plate	\$185.71

## OTHER OPTIONS

Code	Description	MSRP
W15	12,000 lb. Winch Package (1/2" Plate)	\$1,421.43
W18	17,500 lb. Winch Package (1/2" Plate)	\$1,428.57
W20	9,500 lb Winch Package (1/2" Plate)	\$857.14
Z01	Ratchets Weld-On (1 Every 5 Ft)	\$35.71/ea.
Z02	Ratchets Adjustable (1 Every 5 Ft)	\$35.71/ea.
Z03	Ratchet Track Weld-On	\$14.29/ft.



## DK | 6" Channel Frame Standard Deckover | 7,000 Lb GVWR

MODEL#	DESCRIPTION	WEIGHT (lbs)	MSRP
DK0216032	102" X 16' Standard Deck Over	2901	\$4,200.00
DK0218032	102" X 18' Standard Deck Over	3099	\$4,357.14
DK0220032	102" X 20' Standard Deck Over	3296	\$4,500.00
DK0222032	102" X 22' Standard Deck Over	3537	\$4,642.86

**DK0216032**

PRODUCT TYPE	PRODUCT WIDTH	PRODUCT LENGTH	GAWR AXLE	# OF AXLES	AXLE TYPE
--------------	---------------	----------------	-----------	------------	-----------

### STANDARD SPECIFICATIONS

- 7,000 lb GVWR
- 3,500 lb GAWR (ea. axle)
- 2-5/16" Adjustable
- 2 - Safety Chains (1/4" Grd. 70)
- 1 - 10,000 lb Drop-Leg Jacks
- 2 - 3,500 Lb Dexter 2 Elec/Spring Axles
- 15" 5-Hole Wheels
- ST205/75 R15 LRC Tires
- Multi-Leaf Spring Suspension
- 6" Channel Tongue
- 6" Channel Frame
- 24" OC 3" Channel Crossmembers
- Treated Wood Flooring
- 8' Slide-In Ramps
- LED D.O.T. Stop, Tail, & Clearance Lights
- 16 Ga. 5-Way Double-Insulated Harness w/Cold Weather 7-way Plug/Cord
- Mechanical and/or Chemical Pretreatment for Maximum Paint Adhesion
- Black - Sherwin-Williams Powdura OneCure, Primer w/Polyester TGIC Gloss Powder Topcoat

### AXLE OPTIONS

Code	Description	MSRP
ESB	2 - 3,500 Lb Dexter 2 Elec/Spring FSA	Standard
ESA	2 - 3,500 Lb Dexter 1 Elec/Spring	-\$171.43
HS2	2 - 3,500 Lb Dexter 2 Hyd/Spring	\$1,000.00

### COUPLER OPTIONS

Code	Description	MSRP
C08	Coupler 2-5/16" Adjustable Hyd.	\$0.00
C10	Coupler 2-5/16" Adjustable 6-Hole	\$14.29
C22	Pintle Ring 3" Adjustable 6-Hole	\$0.00
C28	Coupler 2" Adj. 6-Hole	\$0.00

### COLOR OPTIONS

Code	Description	MSRP
CB2	Black W/Primer	\$0.00
CBM	Metallic Black W/Primer	\$178.57
CG3	Gray W/Primer	\$107.14
CW4	White W/Primer	\$357.14
CR5	Red W/Primer	\$107.14
CB6	Blue W/Primer	\$107.14
CG7	Green W/Primer	\$107.14
CY8	Yellow W/Primer	\$107.14
CO9	Orange W/Primer	\$107.14
CA1	OD Army Green W/Primer	\$107.14
CT2	Coyote Tan W/Primer	\$107.14
CP0	Pink W/Primer	\$107.14
CNG	Neon Green W/Primer	\$107.14
CS1	Silver W/Primer	\$107.14
CAM	Aggie Maroon W/Primer	\$107.14
WM1	Western Metallic W/Primer	\$107.14
CP1	Purple W/Primer	\$178.57



## Options (DK) | 6" Channel Frame | Standard Deckover

### Gates & Ramps

Code	Description	MSRP
H15	8' Rear Slide-In Ramps	Standard
H06	Under-Frame Ramp Holder	\$214.29

### OTHER OPTIONS

Code	Description	MSRP
A02	ST205/75 R15 LRC	Standard
A04	ST225/75 R15 LRD	\$57.14/ea.
A24	ST205/75 R15 LRC w/Alum Wheels	\$171.43/ea.
E02	Treated Pine Wood Floor	Standard
E03	Steel Floor DP	\$27.14/FT
E05	Rough Oak Floor	\$22.86/FT
E07	Douglas Fir Wood Floor	\$11.43/FT
E09	Blackwood Lumber (Classic)	\$28.57/FT
I00	24" OC Crossmembers	Standard
I01	16" Cross-Members	\$10.00/FT
I02	12" Cross-Members	\$15.71/FT
J02	7K Drop Leg Jack	-\$100.00
J04	1 - 10K Drop Leg Jack	Standard
J05	2 - 10K Drop Leg Jacks	\$221.43
L07	7-way RV w/Cold Weather Harness	Standard
L08	Lighting LED (Back Up) w/Cold Weather Harness	\$135.71
L10	LED Single Row Light Bar	\$257.14
L11	LED Dual Row Light Bar	\$357.14
M03	4 - D-Rings 3" Weld-On	\$21.43/ea.
M04	D-Rings 4" Weld-On	\$28.57/ea.
M06	D-Rings 4" Recessed 360 Rotational Bolt On	\$57.14/ea.
M33	3" Removable D-Rings	\$41.43/ea.
M44	4" Removable D-Rings	\$48.57/ea.
MF1	Mud Flaps	\$71.43
T01	Front, Tongue Mount Tool Box	\$178.57
T03	48" Side Mount Tool Box (LH)	\$321.43
T04	48" Side Mount Tool Box (RH)	\$321.43
T13	Front, Tongu Mount Tool Box (22" H)	\$214.29
TM1	Spare Tire Mount	\$42.86
RH1	Receiver Hitch	\$142.86
RS0	Pipe Mounts For Rear Support Stands	\$14.29
RS2	Rear Support Stands (Tube)	\$121.43
SP1	4 - Additional Stake Pockets	\$28.57
SP8	8 - Additional Stake Pockets	\$57.14
STC	Spare ST205/75 R15 LRC 5-Hole	\$107.14
STE	Spare ST225/75 R15 LRD 5-Hole	\$114.29
STV	Spare ST205/75 R15 LRC 5-Hold Alum	\$300.00
W01	Winch Plate (8" Channel)	\$71.43
W02	1/2" Winch Plate	\$185.71
W15	12,000 lb. Winch Package (w/1/2" Plate)	\$1,421.43
W18	17,500 lb. Winch Package (w/1/2" Plate)	\$1,428.57
W20	9,500 lb Winch Package (w/1/2" Plate)	\$857.14
Z01	Ratchets Weld-On (1 Every 5 Ft)	\$35.71/ea.
Z02	Ratchets Adjustable (1 Every 5 Ft)	\$35.71/ea.
Z03	Ratchet Track Weld-On	\$14.29/ft.



## GX | 12" I-Beam Frame Gooseneck Deckover Dump | 22,000 Lb GVWR

MODEL#	DESCRIPTION	WEIGHT (lbs)	MSRP
GX0216102	102" X 16' Gooseneck Dump Deck Over	8368	\$17,392.86
GX0218102	102" X 18' Gooseneck Dump Deck Over	8777	\$17,985.71
GX0220102	102" X 20' Gooseneck Dump Deck Over	9190	\$18,550.00
GX0222102	102" X 22' Gooseneck Dump Deck Over	9400	\$19,142.86

**G X 0 2 1 6 1 0 2**

PRODUCT TYPE	PRODUCT WIDTH	PRODUCT LENGTH	GAWR AXLE	# OF AXLES	AXLE TYPE
--------------	---------------	----------------	-----------	------------	-----------

### STANDARD SPECIFICATIONS

- 22,000 lb GVWR
- 10,000 lb GAWR (ea. axle)
- 2-5/16" Adjustable Round GN Coupler
- 2 - Safety Chains (3/8" Grd. 70)
- 2 - 10,000 lb Drop-Leg Jacks
- 2 - 10,000 lb Dexter 2 Elec/Spring Axles
- 16" 8-Hole Dual Wheels
- ST235/80 R16 LRE Tires w/Spare
- HDSS Suspension
- 12" I-Beam Neck
- 12" I-Beam Frame
- 2" x 5" Tubing Bed Frame
- 10" I-Beam Frame Crossmembers
- 16" OC 3" Channel Bed Crossmembers
- 10 Ga. 48" High Sides
- Full Width Front Tool Box
- 10 Ga. Smooth Plate Flooring
- 8' Slide-In Ramps
- Steel Diamond Plate Fenders (Weld-On)
- 3-Way Spreader Gate
- Double Acting Power Hydraulic Unit
- 6" x 29" x 2-3/4" Cylinder W/ Scissor Hoist
- LED D.O.T. Stop, Tail, & Clearance Lights
- 16 Ga. 5-Way Double-Insulated Harness w/Cold Weather 7-way Plug/Cord
- E-Z Lock Mesh Tarp System With Cover
- Mechanical and/or Chemical Pretreatment for Maximum Paint Adhesion
- Black - Sherwin-Williams Powdura OneCure, Primer w/Polyester TGIC Gloss Powder Topcoat

### AXLE OPTIONS

Code	Description	MSRP
ES2	2 - 10,000 Lb Dexter 2 Elec/Spring	Standard
ES2Y01	2 - 10,000 Lb Dexter 2 Elec/Spring w/6" Spread	\$121.43
ES2Y10	2 - 10,000 Lb Dexter 2 Elec/Spring w/Hutch	\$1,141.43
E2T	2 - 10,000 Lb Dexter 2 Elec/Tors (DOWN)	\$3,014.29
HS2	2 - 10,000 Lb Dexter 2 Hyd/Spring	\$2,885.71
HS2Y01	2 - 10,000 Lb Dexter 2 Hyd. Disc/Spring w/6" Sprd	\$3,007.14
HS2Y10	2 - 10,000 Lb Dexter 2 Hyd. Disc/Spring w/Hutch	\$3,991.42
ES2	2 - 12,000 Lb Axles 2 Elec/Spring	\$1,635.71
HS2	2 - 12,000 Lb Axles 2 Hyd/Spring	\$3,400.00
ES2	2 - 15000 Lb Dexter 2 Elec/Spring	\$5,250.00
HS2	2 - 15000 Lb Dexter 2 Hyd Drum/Spring	\$7,357.14
AS2	2 - 15000 Lb Dexter 2 Air Brakes	\$8,107.14

### COLOR OPTIONS

Code	Description	MSRP
CB2	Black W/Primer	\$0.00
CBM	Metallic Black W/Primer	\$178.57
CG3	Gray W/Primer	\$107.14
CW4	White W/Primer	\$357.14
CR5	Red W/Primer	\$107.14
CB6	Blue W/Primer	\$107.14
CG7	Green W/Primer	\$107.14
CY8	Yellow W/Primer	\$107.14
CO9	Orange W/Primer	\$107.14
CA1	OD Army Green W/Primer	\$107.14
CT2	Coyote Tan W/Primer	\$107.14
CP0	Pink W/Primer	\$107.14
CNG	Neon Green W/Primer	\$107.14
CS1	Silver W/Primer	\$107.14
CAM	Aggie Maroon W/Primer	\$107.14
WM1	Western Metallic W/Primer	\$107.14
CP1	Purple W/Primer	\$178.57

# Options (GX) | 12" I-Beam Frame | Gooseneck Dump

## COUPLER OPTIONS

Code	Description	MSRP
C14	GN, 25K Coupler 2-5/16" Adj. Rd.	Standard
C15	GN, 25K Coupler 2-5/16" Adj. Sq.	\$64.29
C16	GN Coupler 30k 2-5/16" Adj. Rd	\$71.43
C17	GN Coupler 30k 2-5/16" Adj. Sq	\$135.71
C50	King Pin Fifth-Wheel Adapter Adj. Rd.	\$157.14
C51	King Pin Fifth-Wheel Adapter Adj. Sq.	\$157.14

## Gates, Ramps & Sides

Code	Description	MSRP
H15	8' Rear Slide-In Ramps	Standard
S02	24" Dump Sides w/3 Way Gate	\$0.00
S03	36" Dump Sides w/3 Way Gate	\$0.00
S04	48" Dump Sides w/3 Way Gate	\$0.00
S06	72" Dump Sides w/3 Way Gate	\$1,250.00
G55	Grain Chute	\$214.29/ea.

## OTHER OPTIONS

Code	Description	MSRP
A05	ST235/80 R16 LRE	Standard
A06	ST235/85 R16 LRG	\$107.14/ea.
A15	215/75 R17.5 LRH (Singles)	\$221.43/ea
A21	215/75 R17.5 LRH (Duals)	\$214.29/ea.
DO1	Deck Over Neck 102"x96"	\$750.00
DO2	Deck Over Neck w/45° Corners	\$914.29
I01	16" OC Crossmembers	Standard
J05	2 - 10K Drop Leg Jacks	Standard
J06	2- 25K Jost 2-Speed Drop Leg Jacks	\$564.29
J07	2-10K Hyd. Jacks w/Solar Charger	\$1,364.29
L07	7-way RV w/Cold Weather Harness	Standard
L08	Lighting LED (Back Up) w/Cold Weather Harness	\$135.71
L10	LED Single Row Light Bar	\$257.14
L11	LED Dual Row Light Bar	\$357.14
RC1	Wireless Hyd. Remote (Dual Acting)	\$178.57
RC4	Wireless Remote Control (4-Button)	\$285.71
RC5	Remote Switch w/Voltage Indicator	\$71.43
SC1	Solar Panel Charger	\$142.86
BC1	Battery Wall Charger	Standard
BC2	Rapid Battery Wall Charger (8 Amp)	\$71.43
BC3	20 Amp In-Line 12v (MAX) Charger	\$421.43
BT1	2nd Battery	\$214.29
M03	D-Rings 3" Weld-On	\$21.43/ea.
M04	D-Rings 4" Weld-On	\$28.57/ea.
M06	D-Rings 4" Recessed 360 Rotational Bolt On	\$57.14/ea.
N01	6" Raised Neck & Coupler	\$150.00
N02	12" Raised Neck & Coupler	\$221.43
T03	48" Side Tool Box (LH)	\$321.43
T04	48" Side Tool Box (RH)	\$321.43
TM3	Fold-Down Spare Tire Mount	\$100.00
TP1	Tarp Kit	\$750.00
SS0	1 - Side Step	Standard
SS1	2 - Side Steps	\$35.71
SM1	1 - MAX Step	\$35.71
SM2	2 - MAX Step	\$107.14
RS2	Rear Support Stands (Tube)	\$121.43
V02	Scissor Hoist w/Standard Hyd. Pump	Standard
V03	Scissor Hoist w/3-Way Pump	\$228.57
V06	Scissor Hoist w/Gas Power Hyd System	\$2,571.43
Y15	HDSS Suspension	Standard



## PX | 12" I-Beam Frame Pintle Deckover Dump | 22,000 Lb GVWR

MODEL#	DESCRIPTION	WEIGHT	MSRP
PX0216102	102" X 16' Pintle Dump Deck Over	7768	\$16,864.29
PX0218102	102" X 18' Pintle Dump Deck Over	8177	\$17,450.00
PX0220102	102" X 20' Pintle Dump Deck Over	8590	\$18,021.43
PX0222102	102" X 22' Pintle Dump Deck Over	9003	\$18,607.14

**G X 0 2 1 6 1 0 2**

PRODUCT TYPE	PRODUCT WIDTH	PRODUCT LENGTH	GAWR AXLE	# OF AXLES	AXLE TYPE
--------------	---------------	----------------	-----------	------------	-----------

### STANDARD SPECIFICATIONS

- 22,000 lb GVWR
- 10,000 lb GAWR (ea. axle)
- 2-5/16" Adjustable Round GN Coupler
- 2 - Safety Chains (3/8" Grd. 70)
- 2 - 10,000 lb Drop-Leg Jacks
- 2 - 10,000 lb Dexter 2 Elec/Spring Axles
- 16" 8-Hole Dual Wheels
- ST235/80 R16 LRE Tires w/Spares
- HDSS Suspension
- 12" I-Beam Tongue
- 12" I-Beam Frame
- 2" x 5" Tubing Bed Frame
- 10" I-Beam Frame Crossmembers
- 16" OC 3" Channel Bed Crossmembers
- 10 Ga. 48" High Sides
- Full Width Front Tool Box
- 10 Ga. Smooth Plate Flooring
- 8' Slide-In Ramps
- Steel Diamond Plate Fenders (Weld-On)
- 3-Way Spreader Gate
- Double Acting Power Hydraulic Unit
- 6" x 29" x 2-3/4" Cylinder W/ Scissor Hoist
- LED D.O.T. Stop, Tail, & Clearance Lights
- 16 Ga. 5-Way Double-Insulated Harness w/Cold Weather 7-way Plug/Cord
- E-Z Lock Mesh Tarp System With Cover
- Mechanical and/or Chemical Pretreatment for Maximum Paint Adhesion
- Black - Sherwin-Williams Powdura OneCure, Primer w/Polyester TGIC Gloss Powder Topcoat

### AXLE OPTIONS

Code	Description	MSRP
ES2	2 - 10,000 Lb Dexter 2 Elec/Spring	\$1,635.71
ES2Y01	2 - 10,000 Lb Dexter 2 Elec/Spring w/6" Spread	\$121.43
ES2Y10	2 - 10,000 Lb Dexter 2 Elec/Spring w/Hutch	\$1,141.43
E2T	2 - 10,000 Lb Dexter 2 Elec/Tors (DOWN)	\$3,014.29
HS2	2 - 10,000 Lb Dexter 2 Hyd/Spring	\$2,885.71
HS2Y01	2 - 10,000 Lb Dexter 2 Hyd. Disc/Sprg w/6" Sprd	\$3,007.14
HS2Y10	2 - 10,000 Lb Dexter 2 Hyd. Disc/Spring w/Hutch	\$3,991.43
ES2	2 - 12,000 Lb Axles 2 Elec/Spring	\$1,635.71
HS2	2 - 12,000 Lb Axles 2 Hyd/Spring	\$3,400.00
ES2	2 - 15000 Lb Dexter 2 Elec/Spring	\$5,250.00
HS2	2 - 15000 Lb Dexter 2 Hyd Drum/Spring	\$7,357.14
AS2	2 - 15000 Lb Dexter 2 Air Brakes	\$8,107.14

### COLOR OPTIONS

Code	Description	MSRP
CB2	Black W/Primer	\$0.00
CBM	Metallic Black W/Primer	\$178.57
CG3	Gray W/Primer	\$107.14
CW4	White W/Primer	\$357.14
CR5	Red W/Primer	\$107.14
CB6	Blue W/Primer	\$107.14
CG7	Green W/Primer	\$107.14
CY8	Yellow W/Primer	\$107.14
CO9	Orange W/Primer	\$107.14
CA1	OD Army Green W/Primer	\$107.14
CT2	Coyote Tan W/Primer	\$107.14
CP0	Pink W/Primer	\$107.14
CNG	Neon Green W/Primer	\$107.14
CS1	Silver W/Primer	\$107.14
CAM	Aggie Maroon W/Primer	\$107.14
WM1	Western Metallic W/Primer	\$107.14
CP1	Purple W/Primer	\$178.57

## Options (PX) | 12" I-Beam Frame | Gooseneck Dump

### COUPLER OPTIONS

Code	Description	MSRP
C12	Coupler 3" Pintle Ring Adj Plate Mount	Standard
C09	Coupler, 2-5/16" Adj . Flat Mount	\$178.57

### Gates, Ramps & Sides

Code	Description	MSRP
H15	8' Rear Slide-In Ramps	Standard
S02	24" Dump Sides w/3 Way Gate	\$0.00
S03	36" Dump Sides w/3 Way Gate	\$0.00
S04	48" Dump Sides w/3 Way Gate	\$0.00
S06	72" Dump Sides w/3 Way Gate	\$1,250.00
G55	Grain Chute	\$214.29/ea.

### OTHER OPTIONS

Code	Description	MSRP
A05	ST235/80 R16 LRE	Standard
A06	ST235/85 R16 LRG	\$107.14/ea.
A15	215/75 R17.5 LRH (Singles)	\$221.43/ea.
A21	215/75 R17.5 LRH (Duals)	\$214.29/ea.
I01	16" OC Crossmembers	Standard
J05	2 - 10K Drop Leg Jacks	Standard
J06	2- 25K 2-Speed Drop Leg Jacks	\$564.29
J07	2-10K Hyd. Jacks w/Solar Charger	\$1,421.43
L07	7-way RV w/Cold Weather Harness	Standard
L08	Lighting LED (Back Up) w/Cold Weather Harness	\$135.71
L04	Bolt On Headache Light Bar	\$350.00
L10	LED Single Row Light Bar	\$257.14
L11	LED Dual Row Light Bar	\$357.14
M03	D-Rings 3" Weld-On	\$21.43/ea.
M04	D-Rings 4" Weld-On	\$28.57/ea.
M06	D-Rings 4" Recessed 360 Rotational Bolt On	\$57.14/ea.
T03	48" Side Tool Box (LH)	\$321.43
T04	48" Side Tool Box (RH)	\$321.43
RC1	Wireless Hyd. Remote (Dual Acting)	\$178.57
RC4	Wireless Remote Control (4-Button)	\$285.71
RC5	Remote Switch w/Voltage Indicator	\$71.43
SC1	Solar Panel Charger	\$142.86
BC1	Battery Wall Charger	Standard
BC2	Rapid Battery Wall Charger (8 Amp)	\$71.43
BC3	20 Amp In-Line 12v (MAX) Charger	\$421.43
BT1	2nd Battery	\$214.29
TP1	Tarp Kit	\$750.00
SS0	1 - Side Step	Standard
SS1	2 - Side Steps	\$35.71
SM1	1 - MAX Step	\$35.71
SM2	2 - MAX Step	\$107.14
RH1	Receiver Hitch	\$142.86
RS2	Rear Support Stands (Tube)	\$121.43
V02	Scissor Hosit w/Standard Hyd. Pump	Standard
Y15	HDSS Suspension	Standard



## HG | 8" I-Beam Frame GN Heavy Duty Dump | 14,000 Lb GVWR

MODEL#	DESCRIPTION	MSRP
HG8314072	83" x 14' Tandem Axle Heavy Duty GN Dump	\$10,635.71
HG8316072	83" x 16' Tandem Axle Heavy Duty GN Dump	\$11,142.85

**H G 8 3 1 4 0 7 2**

PRODUCT TYPE	PRODUCT WIDTH	PRODUCT LENGTH	GAWR AXLE	# OF AXLES	AXLE TYPE

### STANDARD SPECIFICATIONS

- 14,000 lb GVWR
- 7,000 lb GAWR (ea. axle)
- 2-5/16" Adjustable Coupler Round
- 2 - Safety Chains (5/16" Grd. 70)
- 1 - 10,000 lb Drop-Leg Jack
- 2 - 7,000 lb Dexter 2 Elec/Drop Axles
- 16" 8-Hole Wheels
- ST235/80 R16 LRE Tires w/Spare
- Multi-Leaf Spring Suspension
- 10" I-Beam Neck
- 8" I-Beam Frame
- 2" x 6" Tubing Bed Frame
- 5" Channel Frame 16" Crossmembers
- 3" Channel Bed 16" OC Crossmembers
- 10 Ga. 24" High Sides
- Rear Slide-In Ramps
- Full Width Front Tool Box
- 7 Ga. Smooth Plate Flooring
- Steel Diamond Plate Fenders (Weld-On)
- 3-Way Spreader Gate
- Double Acting Power Hydraulic Unit
- 5" x 15.75 x 2" Cylinder W/ Scissor Hoist
- LED D.O.T. Stop, Tail, & Clearance Lights
- 16 Ga. 5-Way Double-Insulated Harness w/Cold Weather 7-way Plug/Cord
- E-Z Lock Mesh Tarp System With Cover
- Mechanical and/or Chemical Pretreatment for Maximum Paint Adhesion
- Black - Sherwin-Williams Powdura OneCure, Primer w/Polyester TGIC Gloss Powder Topcoat

### AXLE OPTIONS

Code	Description	MSRP
HD2	2 - 7000 Lb Dexter 2 Hyd/Drop	\$1,300.00
ETB	2 - 7000 Lb Dexter 2 Elec/Tors (LEVEL) FSA	\$392.86
HT2	2 - 7000 Lb Dexter 2 Hyd/Tors (Level)	\$1,692.85
EDC	3 - 7,000 Lb Dexter 3 Elec/Drop FSA	\$1,278.57
HD3	3 - 7000 Lb Dexter 3 Hyd/drop	\$2,885.71
ETC	3 - 7000 Lb Dexter 3 Elec/Tors (16' only) (LEVEL)	\$1,671.43
HT3	3 - 7000 Lb Dexter 3 Hyd/Tors (16' only) (LEVEL)	\$3,371.43

### COUPLER OPTIONS

Code	Description	MSRP
C50	King Pin Fifth-Wheel Adapter Adj. Rd.	\$157.43
C51	King Pin Fifth-Wheel Adapter Adj. Sq.	\$157.43

### COLOR OPTIONS

Code	Description	MSRP
CB2	Black W/Primer	\$0.00
CBM	Metallic Black W/Primer	\$178.57
CG3	Gray W/Primer	\$107.14
CW4	White W/Primer	\$357.14
CR5	Red W/Primer	\$107.14
CB6	Blue W/Primer	\$107.14
CG7	Green W/Primer	\$107.14
CY8	Yellow W/Primer	\$107.14
CO9	Orange W/Primer	\$107.14
CA1	OD Army Green W/Primer	\$107.14
CT2	Coyote Tan W/Primer	\$107.14
CP0	Pink W/Primer	\$107.14
CNG	Neon Green W/Primer	\$107.14
CS1	Silver W/Primer	\$107.14
CAM	Aggie Maroon W/Primer	\$107.14
WM1	Western Metallic W/Primer	\$107.14
CP1	Purple W/Primer	\$178.57

## Options (HG) | 8" I-Beam Frame | Tandem Axle Dump

### Gates & Ramps

Code	Description	MSRP
H00	No Ramps	\$0.00
H05	Rear Slide-In Ramps	Standard
H07	Slide-IN Ramps 16" x 96" (16' Only)	\$435.71
G55	Grain Chute	\$214.29/ea.

### OTHER OPTIONS

Code	Description	MSRP
A05	ST235/80 R16 LRE	Standard
A06	ST235/85 R16 LRG	\$107.43/ea.
A20	ST235/80 R16 LRE w/Chrome Wheels	\$135.71/ea.
A14	ST235/85 R16 LRG w/Chrome Wheels	\$242.86/ea.
A15	215/75 R17.5 (Single) (8k Axles)	\$221.43/ea.
A16	ST235/80 R16 LRE w/Alum Wheels	\$185.71/ea.
A17	ST235/85 R16 LRG w/Alum Wheels	\$285.71/ea.
A22	215/75 R17.5 (Single) w/Alum Whls	\$292.86/ea.
EL1	Wet Bolt Kit Equalizer Lubrication	\$35.71
F05	Diamond Plate Fenders (Weld-On)	Standard
FH1	Fork Holders	\$250.00
I01	16" OC Crossmembers	Standard
I02	12" OC Crossmembers	\$15.71/ea.
J04	1 - 10K Drop Leg Jack	Standard
J05	2 - 10K Drop Leg Jack	\$207.14
J11	1-10K Hyd. Jack w/Solar Charger	\$1,421.43
J07	2-10K Hyd. Jacks w/Solar Charger	\$1,764.29
L07	7-way RV w/Cold Weather Harness	Standard
L08	Lighting LED (Back Up) w/Cold Weather Harness	\$135.71
RC1	Wireless Hyd. Remote (Dual Acting)	\$178.57
RC4	Wireless Remote Control (4-Button)	\$285.71
RC5	Remote Switch w/Voltage Indicator	\$71.43
SC1	Solar Panel Charger	\$142.86
BC1	Battery Wall Charger	Standard
BC2	Rapid Battery Wall Charger (8 Amp)	\$71.43
BC3	20 Amp In-Line 12v (MAX) Charger	\$421.42
BT1	2nd Battery	\$214.29
M03	D-Rings 3" Weld-On	\$21.43/ea.
M04	D-Rings 4" Weld-On	\$28.57/ea.
M06	D-Rings 4" Recessed 360 Rotational Bolt On	\$57.14/ea.
M33	3" Removable D-Rings	\$41.43/ea.
M44	4" Removable D-Rings	\$48.57/ea.
MF1	Mud Flaps	\$71.43
RS2	Rear Support Stands (Tube)	\$121.43
SM11	1 - MAX Step	\$71.43
SM12	2 - MAX Step	\$143.86
TM1	Spare Tire Mount	\$42.86
RS2	Rear Support Stands (Tube)	\$121.43
V02	Scissor Hoist w/Standard Hyd. Pump	Standard
V03	Scissor Hoist w/3-Way Pump	\$228.57
V06	Scissor Hoist w/Gas Power Hyd System	\$2,571.43
X01	Exp. Metal Extensions 24"	\$535.71
X02	Solid Metal Extensions 24"	\$592.86



## GZ | 10" I-Beam Frame Gooseneck Dump | 14,000 Lb GVWR

MODEL#	DESCRIPTION	WEIGHT (lbs)	MSRP
GZ9612072	96" X 12' Tandem Axle Gooseneck Dump	4450	\$8,664.29
GZ9614072	96" X 14' Tandem Axle Gooseneck Dump	4570	\$8,942.86
GZ9616072	96" X 16' Tandem Axle Gooseneck Dump	4894	\$9,221.43

**G Z 9 6 1 4 0 7 2**

PRODUCT TYPE	PRODUCT WIDTH	PRODUCT LENGTH	GAWR AXLE	# OF AXLES	AXLE TYPE
--------------	---------------	----------------	-----------	------------	-----------

### STANDARD SPECIFICATIONS

- 14,000 lb GVWR
- 7,000 lb GAWR (ea. axle)
- 2-5/16" Adjustable Round GN Coupler
- 2 - Safety Chains (5/16" Grd. 70)
- 2 - 10,000 lb Drop-Leg Jacks
- 2 - 7,000 lb Dexter 2 Elec/Spring Axles
- 16" 8-Hole Wheels
- ST235/80 R16 LRE Tires w/Spare
- Multi-Leaf Spring Suspension
- 10" I-Beam Neck
- 10" I-Beam Frame
- 2" x 6" Tubing Bed Frame
- 16" OC 5" Channel Frame Crossmembers
- 16" OC 3" Channel Bed Crossmembers
- 10 Ga. 18" High Sides
- Full Width Front Tool Box
- 10 Ga. Smooth Plate Flooring
- Steel Diamond Plate Fenders (Weld-On)
- 3-Way Spreader Gate
- 4 - 3" Weld-on D-Rings
- Double Acting Power Hydraulic Unit
- 5" x 15.75 x 2" Cylinder W/ Scissor Hoist
- LED D.O.T. Stop, Tail, & Clearance Lights
- 16 Ga. 5-Way Double-Insulated Harness w/Cold Weather 7-way Plug/Cord
- E-Z Lock Mesh Tarp System With Cover
- Mechanical and/or Chemical Pretreatment for Maximum Paint Adhesion
- Black - Sherwin-Williams Powdura OneCure, Primer w/Polyester TGIC Gloss Powder Topcoat

\*\*\*GZ9614 w/5" X 15.75" X 2" Cylinder w/Hoist\*\*\*

\*\*\*GZ9616 w/5" X 21-1/2" X 2" Cylinder w/Hoist\*\*\*

\*\*\*Rear Slide-In Ramps Standard on 14ft & 16ft

Dump Trailers\*\*\*

### AXLE OPTIONS

Code	Description	MSRP
ESB	2 - 7,000 Lb Dexter 2 Elec/Spring FSA	Standard
ESB	2 - 7,000 Lb Dexter 2 Elec/Spring w/17.5 Tires	\$0.00
ESB	2 - 7,000 Lb Dexter 2 Elec/Spring FSA (Oil Bath)	\$142.86
HS2	2 - 7,000 Lb Dexter 2 Hyd Drum/Spring	\$1,300.00
DS2	2 - 7,000 Lb Dexter 2 Hyd Disc/Spring	\$1,864.29
ETB	2 - 7,000 Lb Dexter 2 Elec/Tors (DOWN) FSA	\$564.29
HT2	2 - 7,000 Lb Dexter 2 Hyd Drum/Tors	\$2,257.14
HT2	2 - 7,000 Lb Dexter 2 Hyd. Discs/Tors (DOWN)	\$2,821.43
ESB	2 - 8,000 Lb Dexter 2 Elec/Spring FSA	\$2,850.00
ETB	2 - 8,000 Lb Dexter 2 Elec/Tors (DOWN) FSA	\$3,242.86
DS2	2 - 8,000 Lb Dexter 2 Hyd Disc Brakes/Spring	\$4,150.00
HT2	2 - 8,000 Lb Dexter 2 Hyd Drum/Tors (DOWN)	\$4,542.86
ESC	3 - 7,000 Lb Dexter 3 Elec/Spring FSA	\$1,750.00

### COLOR OPTIONS

Code	Description	MSRP
CB2	Black W/Primer	\$0.00
CBM	Metallic Black W/Primer	\$178.57
CG3	Gray W/Primer	\$107.14
CW4	White W/Primer	\$357.14
CR5	Red W/Primer	\$107.14
CB6	Blue W/Primer	\$107.14
CG7	Green W/Primer	\$107.14
CY8	Yellow W/Primer	\$107.14
CO9	Orange W/Primer	\$107.14
CA1	OD Army Green W/Primer	\$107.14
CT2	Coyote Tan W/Primer	\$107.14
CP0	Pink W/Primer	\$107.14
CNG	Neon Green W/Primer	\$107.14
CS1	Silver W/Primer	\$107.14
CAM	Aggie Maroon W/Primer	\$107.14
WM1	Western Metallic W/Primer	\$107.14
CP1	Purple W/Primer	\$178.57



## Options (GZ) | 10" I-Beam Frame | Gooseneck Dump

### COUPLER OPTIONS

Code	Description	MSRP
C14	GN 25K Coupler 2-5/16" Adj. Rd.	Standard
C15	GN 25K Coupler 2-5/16" Adj. Sq.	\$64.29
C16	Gooseneck Coupler 30k 2-5/16" Adj. Rd	\$71.43
C17	Gooseneck Coupler 30k 2-5/16" Adj. Sq	\$135.71
C50	King Pin Fifth-Wheel Adapter Adj. Rd.	\$157.14
C51	King Pin Fifth-Wheel Adapter Adj. Sq.	\$157.14

### Gates, Ramps & Sides

Code	Description	MSRP
H05	Rear Slide-In	Standard
S00	18" Dump Sides w/3 Way Gate	Standard
S02	24" Dump Sides w/3 Way Gate	\$714.29
S03	36" Dump Sides w/3 Way Gate	\$1,071.43
S04	48" Dump Sides w/3 Way Gate	\$1,428.57
G55	Grain Chute	\$214.29/ea.

### OTHER OPTIONS

Code	Description	MSRP
A05	ST235/80 R16 LRE	Standard
A06	ST235/85 R16 LRG	\$107.14/ea.
A14	ST235/85 R16 LRG w/Chrome Wheels	\$242.86/ea.
A15	215/75 R17.5 H-1 (Single) (8k Axles)	\$221.43/ea.
A16	ST235/80 R16 LRE w/Alum Wheels	\$185.71/ea.
A17	ST235/85 R16 LRG w/Alum Wheels	\$285.71/ea.
A20	ST235/80 R16 LRE w/Chrome Wheels	\$135.71/ea.
A22	215/75 R17.5 (Single) w/Alum Whls	\$292.86/ea.
DO1	Deck Over Neck 102"x96"	\$750.00
DO2	Deck Over Neck w/45° Corners	\$914.29
EL1	Wet Bolt Kit Equalizer Lubrication	\$35.71
F05	Diamond Plate Fenders (Weld-On)	Standard
FH1	Fork Holders	\$250.00
I01	16" OC Crossmembers	Standard
J05	2 - 10K Drop Leg Jacks	\$221.43
J06	2- 25K 2-Speed Drop Leg Jacks	\$785.71
J07	2-10K Hyd. Jacks w/Solar Charger	\$1,764.29
J11	1 - 10K Hyd. Jack w/Solar Charger	\$1,192.86
L07	7-way RV w/Cold Weather Harness	Standard
L08	Lighting LED (Back Up) w/Cold Weather Harness	\$135.71
L04	Bolt On Headache Light Bar	\$350.00
L10	LED Single Row Light Bar	\$257.14
L11	LED Dual Row Light Bar	\$357.14
RC1	Wireless Hyd. Remote (Dual Acting)	\$178.57
RC5	Remote Switch w/Voltage Indicator	\$71.43
SC1	Solar Panel Charger	\$142.86
BC1	Battery Wall Charger	Standard
BC2	Rapid Battery Wall Charger (8 Amp)	\$71.43
BC3	20 Amp In-Line 12v (MAX) Charger	\$421.43
BT1	2nd Battery	\$214.29
M03	Additional D-Rings, 3" Weld-On	\$21.43/ea.
M04	D-Rings 4" Weld-On	\$28.57/ea.
M06	D-Rings 4" Recessed 360 Rotational Bolt On	\$57.14/ea.
N01	6" Raised Neck & Coupler	\$150.00
N02	12" Raised Neck & Coupler	\$221.43
TM3	Fold-Down Spare Tire Mount	\$100.00
RS2	Rear Support Stands (Tube)	\$121.43
V01	Telescopic Cylinder	\$500.00
V03	Scissor Hoist w/3-Way Pump	\$228.57
V06	Scissor Hoist w/Gas Power Hyd System	\$2,571.43



## GD | 8" I-Beam Frame Gooseneck Dump | 14,000 Lb GVWR

MODEL#	DESCRIPTION	WEIGHT (lbs)	MSRP
GD8310072	83" X 10' Tandem Axle Gooseneck Dump	4269	\$8,950.00
GD8312072	83" X 12' Tandem Axle Gooseneck Dump	4550	\$9,085.71
GD8314072	83" X 14' Tandem Axle Gooseneck Dump	4853	\$9,728.57
GD8316072	83" X 16' Tandem Axle Gooseneck Dump	5701	\$10,250.00
GD8010072	80" X 10' Tandem Axle Gooseneck Dump	4324	\$9,092.86
GD8012072	80" X 12' Tandem Axle Gooseneck Dump	4605	\$9,228.57
GD8014072	80" X 14' Tandem Axle Gooseneck Dump	4898	\$9,871.43
GD8016072	80" X 16' Tandem Axle Gooseneck Dump	5756	\$10,392.85

**GD8310072**

PRODUCT TYPE	PRODUCT WIDTH	PRODUCT LENGTH	GAWR AXLE	# OF AXLES	AXLE TYPE
--------------	---------------	----------------	-----------	------------	-----------

### STANDARD SPECIFICATIONS

- 14,000 lb GVWR
- 7,000 lb GAWR (ea. axle)
- 2-5/16" Adjustable Round GN Coupler
- 2 - Safety Chains (5/16" Grd. 70)
- 1 - 10,000 lb Drop-Leg Jack
- 2 - 7,000 lb Dexter 2 Elec/Spring Axles
- 16" 8-Hole Wheels
- ST235/80 R16 LRE Tires w/Spare
- Multi-Leaf Spring Suspension
- 10" I-Beam Neck
- 8" I-Beam Frame
- 2" x 6" Tubing Bed Frame
- 16" OC 5" Channel Frame Crossmembers
- 16" OC 3" Channel Bed Crossmembers
- 10 Ga. 24" High Sides
- 80" Rear Slide-In Ramps
- Full Width Front Tool Box
- 10 Ga. Smooth Plate Flooring
- Steel Diamond Plate Fenders (Weld-On)
- 3-Way Spreader Gate
- 4 - 3" Weld-on D-Rings
- Double Acting Power Hydraulic Unit
- 5" x 15.75 x 2" Cylinder W/ Scissor Hoist
- LED D.O.T. Stop, Tail, & Clearance Lights
- 16 Ga. 5-Way Double-Insulated Harness w/Cold Weather 7-way Plug/Cord
- E-Z Lock Mesh Tarp System With Cover
- Mechanical and/or Chemical Pretreatment for Maximum Paint Adhesion
- Black - Sherwin-Williams Powdura OneCure, Primer w/Polyester TGIC Gloss Powder Topcoat

\*\*\*GD8310 w/5"X30"X2" Cylinder w/Hoist\*\*\*

\*\*\*GD8312 w/5"X30"X2" Cylinder w/Hoist\*\*\*

\*\*\*GD8314 w/5"X15.75" X 2" Cylinder w/Hoist\*\*\*

\*\*\*GD8316 w/5"X21-1/2" X 2 Cylinder w/Hoist\*\*\*

\*\*\*NOTE: Kinbg sides not available w/drop axle options\*\*\*

\*\*\*GR\*\*\*

### AXLE OPTIONS

Code	Description	MSRP
ESB	2 - 7,000 Lb Dexter 2 Elec/Spring FSA	Standard
ESB	2 - 7,000 Lb Dexter 2 Elec/Spring w/5/8" Studs	\$0.00
ESB	2 - 7,000 Lb Dexter 2 Elec/Spring FSA (Oil Bath)	\$142.86
HS2	2 - 7,000 Lb Dexter 2 Hyd Drum/Spring	\$1,300.00
EDB	2 - 7,000 Lb Dexter 2 Elec/Drop FSA	\$128.57
HD2	2 - 7,000 Lb Dexter 2 Hyd Drum/Drop	\$1,428.57
ETB	2 - 7,000 Lb Dexter 2 Elec/Tors (LEVEL) FSA	\$521.43
HT2	2 - 7,000 Lb Dexter 2 Hyd Drum/Tors (LEVEL)	\$1,821.43
ESC	3 - 7,000 Lb Dexter 3 Elec/Spring FSA (Oil Bath)	\$1,357.14
ESC	3 - 7,000 Lb Dexter 3 Elec/Spring FSA	\$1,14.86
HS3	3 - 7,000 Lb Dexter 3 Hyd Drum/Spring	\$2,750.00
EDC	3 - 7,000 Lb Dexter 3 Elec/Drop FSA	\$1,278.57
HD3	3 - 7,000 Lb Dexter 3 Hyd Drum/Drop	\$2,885.71
ETC	3 - 7,000 Lb Dexter 3 Elec/Tors (LEVEL) FSA	\$1,671.43
HT3	3 - 7,000 Lb Dexter 3 Hyd Drum/Tors (LEVEL)	\$3,371.42
ES2	2 - 8,000 Lb Dexter 2 Elec/Spring	\$2,850.00

### COLOR OPTIONS

Code	Description	MSRP
CB2	Black W/Primer	\$0.00
CBM	Metallic Black W/Primer	\$178.57
CG3	Gray W/Primer	\$107.14
CW4	White W/Primer	\$357.14
CR5	Red W/Primer	\$107.14
CB6	Blue W/Primer	\$107.14
CG7	Green W/Primer	\$107.14
CY8	Yellow W/Primer	\$107.14
CO9	Orange W/Primer	\$107.14
CA1	OD Army Green W/Primer	\$107.14
CT2	Coyote Tan W/Primer	\$107.14
CP0	Pink W/Primer	\$107.14
CNG	Neon Green W/Primer	\$107.14
CS1	Silver W/Primer	\$107.14
CAM	Aggie Maroon W/Primer	\$107.14
WM1	Western Metallic W/Primer	\$107.14
CP1	Purple W/Primer	\$178.57

# Options (GD) | 8" I-Beam Frame | Gooseneck Dump

## COUPLER OPTIONS

Code	Description	MSRP
C14	Gooseneck Coupler 2-5/16" Adj. Rd.	Standard
C15	Gooseneck Coupler 2-5/16" Adj. Sq.	\$64.29
C50	King Pin Fifth-Wheel Adapter Adj. Rd.	\$157.14
C51	King Pin Fifth-Wheel Adapter Adj. Sq.	\$157.14

## OTHER OPTIONS

Code	Description	MSRP
V01	Telescopic Cylinder	\$500.00
V02	Scissor Hoist w/Standard Hyd. Pump	Standard
V03	Scissor Hoist w/3-Way Pump	\$228.57
V06	Scissor Hoist w/Gas Power Hyd System	\$2,571.43
X01	Exp. Metal Extensions 24"	\$535.71
X02	Solid Metal Extensions 24"	\$592.86

## Gates, Ramps & Sides

Code	Description	MSRP
H05	Rear Slide-In	Standard
S02	24" Dump Sides w/3 Way Gate	Standard
S03	36" Dump Sides w/3 Way Gate	\$714.29
S04	48" Dump Sides w/3 Way Gate	\$857.14
S05	24" King Size Sides w/3 Way Gate	\$421.43
S02G51	24" Dump Sides w/5' Spreader Gate	\$135.71
S03G96	36" Dump Sides w/6' Hydraulic Gate	\$2,714.29
G55	Grain Chute	\$214.29/ea.

## OTHER OPTIONS

Code	Description	MSRP
A05	ST235/80 R16 LRE	Standard
A06	ST235/85 R16 LRG	\$107.14/ea.
A14	ST235/85 R16 LRG w/Chrome Wheels	\$242.86/ea.
A17	ST235/85 R16 LRG w/Alum Wheels	\$285.71/ea.
A20	ST235/80 R16 LRE w/Chrome Wheels	\$135.71/ea.
A22	215/75 R17.5 (Single) w/Alum Whls	\$292.86/ea.
DO1	Deck Over Neck 102"x96"	\$750.00
DO2	Deck Over Neck w/45° Corners	\$914.29
EL1	Wet Bolt Kit Equalizer Lubrication	\$35.71
F05	Diamond Plate Fenders (Weld-On)	Standard
FH1	Fork Holders	\$250.00
J04	1 - 10K Drop Leg Jack	Standard
J05	2 - 10K Drop Leg Jacks	\$221.43
J06	2- 25K 2-Speed Drop Leg Jacks	\$785.71
J07	2-10K Hyd. Jacks w/Solar Charger	\$1,764.29
J11	1 - 10K Hyd. Jack w/Solar Charger	\$1,192.86
L07	7-way RV w/Cold Weather Harness	Standard
L08	Lighting LED (Back Up) w/Cold Weather Harness	\$135.71
L04	Bolt On Headache Light Bar	\$350.00
L10	LED Single Row Light Bar	\$257.14
L11	LED Dual Row Light Bar	\$357.14
RC1	Wireless Hyd. Remote (Dual Acting)	\$178.57
RC4	Wireless Remote Control (4-Button)	\$285.71
RC5	Remote Switch w/Voltage Indicator	\$71.43
SC1	Solar Panel Charger	\$142.86
BC1	Battery Wall Charger	Standard
BC2	Rapid Battery Wall Charger (8 Amp)	\$71.43
BC3	20 Amp In-Line 12v (MAX) Charger	\$421.43
BT1	2nd Battery	\$214.29
M03	Additional D-Rings, 3" Weld-On	\$21.43/ea.
M04	D-Rings 4" Weld-On	\$28.57/ea.
M06	D-Rings 4" Recessed 360 Rotational Bolt On	\$57.14/ea.
MF1	Mud Flaps	\$71.43
N01	6" Raised Neck & Coupler	\$150.00
N02	12" Raised Neck & Coupler	\$221.43
TM3	Fold-Down Spare Tire Mount	\$100.00
SM1	1 - MAX Step	\$71.43
RH1	Receiver Hitch	\$142.86
RS1	Rear Support Stands (5k Swivel Jacks)	\$128.57
RS2	Rear Support Stands (Tube)	\$121.43



## GD | 6" I-Beam Frame Gooseneck Dump | 9,990 Lb GVWR

MODEL#	DESCRIPTION	WEIGHT (lbs)	MSRP
GD8310052	83" X 10' Tandem Axle Gooseneck Dump	4162	\$8,735.71
GD8312052	83" X 12' Tandem Axle Gooseneck Dump	4443	\$8,850.00
GD8314052	83" X 14' Tandem Axle Gooseneck Dump	4728	\$9,514.29
GD8316052	83" X 16' Tandem Axle Gooseneck Dump	4987	\$10,007.14
GD8010052	80" X 10' Tandem Axle Gooseneck Dump	4217	\$8,878.57
GD8012052	80" X 12' Tandem Axle Gooseneck Dump	4498	\$8,992.85
GD8014052	80" X 14' Tandem Axle Gooseneck Dump	4783	\$9,657.14
GD8016052	80" X 16' Tandem Axle Gooseneck Dump	5042	\$10,157.14

### GD8310052

PRODUCT TYPE	PRODUCT WIDTH	PRODUCT LENGTH	GAWR AXLE	# OF AXLES	AXLE TYPE
--------------	---------------	----------------	-----------	------------	-----------

### STANDARD SPECIFICATIONS

- 9,990 lb GVWR
- 5,200 lb GAWR (ea. axle)
- 2-5/16" Adjustable Round GN Coupler
- 2 - Safety Chains (5/16" Grd. 70)
- 1 - 10,000 lb Drop-Leg Jack
- 2 - 5,200 lb Dexter 2 Elec/Spring Axles
- 16" 6-Hole Wheels
- ST235/80 R16 LRE Tires w/Spare
- Multi-Leaf Spring Suspension
- 10" I-Beam Neck
- 6" I-Beam Frame
- 2" x 6" Tubing Bed Frame
- 5" Channel Frame 16" Crossmembers
- 3" Channel Bed 16" OC Crossmembers
- 10 Ga. 24" High Sides
- 80" Rear Slide-In Ramps
- Full Width Front Tool Box
- 10 Ga. Smooth Plate Flooring
- Steel Diamond Plate Fenders (Weld-On)
- 3-Way Spreader Gate
- 4 - 3" Weld-on D-Rings
- Double Acting Power Hydraulic Unit
- 5" x 15.75 x 2" Cylinder W/ Scissor Hoist
- LED D.O.T. Stop, Tail, & Clearance Lights
- 16 Ga. 5-Way Double-Insulated Harness w/Cold Weather 7-way Plug/Cord
- E-Z Lock Mesh Tarp System With Cover
- Mechanical and/or Chemical Pretreatment for Maximum Paint Adhesion
- Black - Sherwin-Williams Powdura OneCure, Primer w/Polyester TGIC Gloss Powder Topcoat

\*\*\*GD8310 w/5"X30"X2" Cylinder w/Hoist\*\*\*

\*\*\*GD8312 w/5"X30"X2" Cylinder w/Hoist\*\*\*

\*\*\*GD8314 w/5"X15.75" X 2" Cylinder w/Hoist\*\*\*

\*\*\*GD8316 w/5"X21-1/2" X 2 Cylinder w/Hoist\*\*\*

\*\*\*NOTE: Kinbg sides not available w/drop axle options\*\*\*

### AXLE OPTIONS

Code	Description	MSRP
ESB	2 - 5200 Lb Dexter 2 Elec/Spring FSA	Standard
EDB	2 - 5200 Lb Dexter 2 Elec/Drop FSA	\$100.00
HS2	2 - 5200 Lb Dexter 2 Hyd Brakes/Spring	\$1,335.71
HD2	2 - 5200 Lb Dexter 2 Hyd Brakes/Drop	\$1,421.43

### COUPLER OPTIONS

Code	Description	MSRP
C14	Gooseneck Coupler 2-5/16" Adj. Rd.	Standard
C15	Gooseneck Coupler 2-5/16" Adj. Sq.	\$64.29
C50	King Pin Fifth-Wheel Adapter Adj. Rd.	\$157.14
C51	King Pin Fifth-Wheel Adapter Adj. Sq.	\$157.14

### COLOR OPTIONS

Code	Description	MSRP
CB2	Black W/Primer	\$0.00
CBM	Metallic Black W/Primer	\$178.57
CG3	Gray W/Primer	\$107.14
CW4	White W/Primer	\$357.14
CR5	Red W/Primer	\$107.14
CB6	Blue W/Primer	\$107.14
CG7	Green W/Primer	\$107.14
CY8	Yellow W/Primer	\$107.14
CO9	Orange W/Primer	\$107.14
CA1	OD Army Green W/Primer	\$107.14
CT2	Coyote Tan W/Primer	\$107.14
CP0	Pink W/Primer	\$107.14
CNG	Neon Green W/Primer	\$107.14
CS1	Silver W/Primer	\$107.14
CAM	Aggie Maroon W/Primer	\$107.14
WM1	Western Metallic W/Primer	\$107.14
CP1	Purple W/Primer	\$178.57

## Options (GD) | 6" I-Beam Frame | Gooseneck Dump

### Gates, Ramps & Sides

Code	Description	MSRP
H05	80" Rear Slide-In Ramps	Standard
S02	24" Dump Sides w/3 Way Gate	Standard
S03	36" Dump Sides w/3 Way Gate	\$714.29
S04	48" Dump Sides w/3 Way Gate	\$857.14
S05	24" King Size Sides w/3 Way Gate	\$421.43
S02G51	24" Dump Sides w/5' Spreader Gate	\$135.71
G55	Grain Chute	\$214.29

### OTHER OPTIONS

Code	Description	MSRP
A04	ST225/75 R15 LRD	Standard
A05	ST235/85 R16 LRE	\$57.14/ea.
A12	ST225/75 R15 LRD w/Chrome Wheels	\$107.14/ea.
A13	ST235/80 R16 LRD w/Chrome Wheels	\$221.42/ea.
A18	ST225/75 R15 LRD w/Alum Wheels	\$185.71/ea.
A19	ST235/80 R16 LRD w/Alum Wheels	\$278.57/ea.
DO1	Deck Over Neck 102"x96"	\$750.00
DO2	Deck Over Neck w/45° Corners	\$914.29
F05	Diamond Plate Fenders (Weld-On)	Standard
FH1	Fork Holders	\$250.00
J04	1 - 10K Drop Leg Jack	Standard
J05	2 - 10K Drop Leg Jacks	\$221.43
J06	2- 25K 2-Speed Drop Leg Jacks	\$785.71
J07	2-10K Hyd. Jacks w/Solar Charger	\$1,764.29
J11	1 - 10K Hyd. Jack w/Solar Charger	\$1,192.85
L07	7-way RV w/Cold Weather Harness	Standard
L08	Lighting LED (Back Up) w/Cold Weather Harness	\$135.71
L04	Bolt On Headache Light Bar	\$350.00
L10	LED Single Row Light Bar	\$257.14
L11	LED Dual Row Light Bar	\$357.14
RC1	Wireless Hyd. Remote (Dual Acting)	\$178.57
RC4	Wireless Remote Control (4-Button)	\$285.71
RC5	Remote Switch w/Voltage Indicator	\$71.43
SC1	Solar Panel Charger	\$142.86
BC1	Battery Wall Charger	Standard
BC2	Rapid Battery Wall Charger (8 Amp)	\$71.43
BC3	20 Amp In-Line 12v (MAX) Charger	\$421.42
BT1	2nd Battery	\$214.29
M03	Additional D-Rings, 3" Weld-On	\$21.43/ea.
M04	D-Rings 4" Weld-On	\$28.57/ea.
M06	D-Rings 4" Recessed 360 Rotational Bolt On	\$57.14/ea.
MF1	Mud Flaps	\$71.43
N01	6" Raised Neck & Coupler	\$150.00
N02	12" Raised Neck & Coupler	\$221.43
TM3	Fold-Down Spare Tire Mount	\$100.00
SM1	1 - MAX Step	\$71.43
RH1	Receiver Hitch	\$142.86
RS1	Rear Support Stands (5k Swivel Jacks)	\$128.57
RS2	Rear Support Stands (Tube)	\$121.43
V01	Telescopic Cylinder	\$500.00
V02	Scissor Hoist w/Standard Hyd. Pump	Standard
V03	Scissor Hoist w/3-Way Pump	\$228.57
V06	Scissor Hoist w/Gas Power Hyd System	\$2,571.43
X01	Exp. Metal Extensions 24"	\$535.71
X01	Exp. Metal Extensions 24" (King Size)	\$535.71
X02	Solid Metal Extensions 24"	\$592.86
X02	Solid Metal Extensions 24" (King Size)	\$592.86



## GM | 8" I-Beam Frame Drop-N-Go Dump | 14,000 Lb GVWR

MODEL#	DESCRIPTION	MSRP
GM8314072	83" X 14' Tandem Axle Drop-N-Go Gooseneck Dump Frame	\$9,285.70
GM8316073	83" X 16' Triple Axle Drop-N-Go Gooseneck Dump Frame	\$10,678.57
GMA831448	83" x 14' Drop-N-Go Roll Off Dump Box	\$4,264.29
GMA831648	83" x 16' Drop-N-Go Roll Off Dump Box	\$4,850.00
GMW021600	102" x 16' Drop-N-Go Roll Off Flatbed Wood Floor	\$3,285.71
GMS021600	102" x 16' Drop-N-Go Roll Off Flatbed Steel Floor	\$3,714.29

**GM8314072**

PRODUCT TYPE	PRODUCT WIDTH	PRODUCT LENGTH	GAWR AXLE	# OF AXLES	AXLE TYPE
--------------	---------------	----------------	-----------	------------	-----------

### STANDARD SPECIFICATIONS

- 14,000 lb GVWR
- 7,000 lb GAWR (ea. axle)
- 2-5/16" Adjustable Coupler (GN Round)
- 2 - Safety Chains (5/16" Grd. 70)
- 1 - 10,000 lb Drop-Leg Jack
- 2 - 7,000 lb Dexter 2 Elec/Spring Axles
- 16" 8-Hole Wheels
- ST235/80 R16 LRE Tires w/Spare
- Multi-Leaf Spring Suspension
- 10" I-Beam Neck
- 8" I-Beam Frame
- 2" x 6" Tubing Bed Frame
- 3" Channel 16" OC Bed Crossmembers
- 10 Ga. 48" High Sides
- Full Width Front Tool Box
- 10 Ga. Smooth Plate Flooring
- Steel Diamond Plate Fenders (Weld-On)
- 48" Barn Doors
- Double Acting Power Hydraulic Unit
- 5" x 15.75 x 2" Cylinder W/ Scissor Hoist
- LED D.O.T. Stop, Tail, & Clearance Lights
- 16 Ga. 5-Way Double-Insulated Harness w/Cold Weather 7-way Plug/Cord
- E-Z Lock Mesh Tarp System With Cover
- Mechanical and/or Chemical Pretreatment for Maximum Paint Adhesion
- Black - Sherwin-Williams Powdura OneCure, Primer w/Polyester TGIC Gloss Powder Topcoat

\*\*\*NOTE:16FT GM Standard w/620 Hoist\*\*\*

### AXLE OPTIONS

Code	Description	MSRP
ESB	2 - 7,000 Lb Dexter 2 Elec/Spring FSA	Standard
ESB	2 - 7,000 Lb Dexter 2 Elec/Spring w/ 5/8" Studs	\$0.00
ESB	2 - 7,000 Lb Dexter 2 Elec/Spring FSA (Oil Bath)	\$142.86
HS2	2 - 7,000 Lb Dexter 2 Hyd Drum/Spring	\$1,300.00
ESC	3 - 7,000 Lb Dexter 3 Elec/Spring FSA	\$1,142.86

### COUPLER OPTIONS

Code	Description	MSRP
C14	Coupler 2-5/16" Adjustable GN Rd.	\$0.00
C15	Coupler 2-5/16" Adjustable GN Sq.	\$321.43
C50	King Pin Fifth-Wheel Adapter Adj Rd.	\$157.14
C51	King Pin Fifth-Wheel Adapter Adj Sq.	\$157.14

### COLOR OPTIONS

Code	Description	MSRP
CB2	Black W/Primer	\$0.00
CBM	Metallic Black W/Primer	\$178.57
CG3	Gray W/Primer	\$107.14
CW4	White W/Primer	\$357.14
CR5	Red W/Primer	\$107.14
CB6	Blue W/Primer	\$107.14
CG7	Green W/Primer	\$107.14
CY8	Yellow W/Primer	\$107.14
CO9	Orange W/Primer	\$107.14
CA1	OD Army Green W/Primer	\$107.14
CT2	Coyote Tan W/Primer	\$107.14
CP0	Pink W/Primer	\$107.14
CNG	Neon Green W/Primer	\$107.14
CS1	Silver W/Primer	\$107.14
CAM	Aggie Maroon W/Primer	\$107.14
WM1	Western Metallic W/Primer	\$107.14
CP1	Purple W/Primer	\$178.57

## Options (GM) | 8" I-Beam Frame | Drop-N-Go Dump

### OTHER OPTIONS

Code	Description	MSRP
A05	ST235/80 R16 LRE	Standard
A06	ST235/85 R16 LRG	\$107.14/ea.
A14	ST235/85 R16 LRG w/Chrome Whls	\$242.86/ea.
A15	215/75 R17.5 LRH (Singles)	\$221.43/ea.
A16	ST235/80 R16 LRE w/Alum Wheels	\$185.71/ea.
A17	ST235/85 R16 LRG w/Alum Wheels	\$285.71/ea.
A20	ST235/80 R16 LRE w/Chrome Whls	\$135.71/ea.
A22	215/75 R17.5 LRH (Singles) Alum	\$292.86/ea.
DO1	Deck Over Neck 102"x96"	\$750.00
DO2	Deck Over Neck w/45° Corners	\$914.29
EL1	Wet Bolt Kit Equalizer Lubrication	\$35.71
F05	Diamond Plate Fenders (weld-on)	Standard
J05	2 - 10K Drop Leg Jacks	\$221.43
J07	2 - 10K Hyd. Jacks w/Solar Charger	\$1,421.43
J11	1-10K Hyd. Jack w/Solar Charger	\$1,192.86
L07	7-way RV w/Cold Weather Harness	Standard
L08	Lighting LED (Back Up) w/Cold Weather Harness	\$135.71
L04	Bolt On Headache Light Bar	\$350.00
L10	LED Single Row Light Bar	\$257.14
L11	LED Dual Row Light Bar	\$357.14
M03	D-Rings 3" Weld-On	\$21.43/ea.
M04	D-Rings 4" Weld On	\$28.57/ea.
MF1	Mud Flaps	\$71.43
N01	Raised Neck & Coupler 6"	\$150.00
N02	Raised Neck & Coupler 12"	\$221.43
SC1	1 - Solar Panel Charger	\$142.86
SC2	2 - Solar Panel Charger	\$285.71
STI	Spare ST235/80 R16 LRE Silver Mod	Standard
STK	Spare ST235/85 R16 LRG Silver	\$257.14
STP	Spare ST235/80 R16 LRE Aluminum	\$328.57
STQ	Spare ST235/85 R16 LRG Aluminum	\$492.86
STS	Spare ST235/80 R16 LRE Chrome	\$328.57
STU	Spare ST235/85 R16 LRG Chrome	\$400.00
STT	Spare 215/75 R17.5 LRH (Single)	\$328.57
TM3	Spare Tire Mount (Fold-Down)	\$100.00
BC1	Battery Wall Charger	Standard
BC2	Rapid Battery Wall Charger (8 Amp)	\$71.43
BC3	20 Amp In-Line 12v (MAX) Charger	\$421.43
RC1	Wireless Hyd. Remote (Dual Acting)	\$178.57
RC5	Remote w/Voltage Indicator	\$71.43
W18	17500 Lb Winch Pkg w/1/2" Plate	\$0.00



## DM | 8" I-Beam Frame Drop-N-Go Dump | 14,000 Lb GVWR

MODEL#	DESCRIPTION	MSRP
DM8314072	83" X 14' Tandem Axle Drop-N-Go Bumper Pull Dump Frame	\$8,228.57
DM8316073	83" X 16' Triple Axle Drop-N-Go Bumper Pull Dump Frame	\$9,621.43
GMA831448	83" x 14' Drop-N-Go Roll Off Dump Box	\$4,264.29
GMA831648	83" x 16' Drop-N-Go Roll Off Dump Box	\$4,850.00
GMW021600	102" x 16' Drop-N-Go Roll Off Flatbed Wood Floor	\$3,285.71
GMS021600	102" x 16' Drop-N-Go Roll Off Flatbed Steel Floor	\$3,714.28

**DM8314072**

PRODUCT TYPE	PRODUCT WIDTH	PRODUCT LENGTH	GAWR AXLE	# OF AXLES	AXLE TYPE
--------------	---------------	----------------	-----------	------------	-----------

### STANDARD SPECIFICATIONS

- 14,000 lb GVWR
- 7,000 lb GAWR (ea. axle)
- 2-5/16" Adjustable Coupler
- 2 - Safety Chains (5/16" Grd. 70)
- 1 - 10,000 lb Drop-Leg Jack
- 2 - 7,000 lb Dexter 2 Elec/Spring Axles
- 16" 8-Hole Wheels
- ST235/80 R16 LRE Tires w/Spare
- Multi-Leaf Spring Suspension
- 8" I-Beam Tongue
- 2" x 6" Tubing Bed Frame
- 3" Channel 16" OC Bed Crossmembers
- 10 Ga. 48" High Sides
- Full Width Front Tool Box
- 10 Ga. Smooth Plate Flooring
- Steel Diamond Plate Fenders (Weld-On)
- 48" Barn Doors
- Double Acting Power Hydraulic Unit
- 5" x 15.75 x 2" Cylinder W/ Scissor Hoist
- LED D.O.T. Stop, Tail, & Clearance Lights
- 16 Ga. 5-Way Double-Insulated Harness w/Cold Weather 7-way Plug/Cord
- E-Z Lock Mesh Tarp System With Cover
- Mechanical and/or Chemical Pretreatment for Maximum Paint Adhesion
- Black - Sherwin-Williams Powdura OneCure, Primer w/Polyester TGIC Gloss Powder Topcoat

\*\*\*NOTE:16FT DM Standard w/620 Hoist\*\*\*

### AXLE OPTIONS

Code	Description	MSRP
ESB	2 - 7,000 Lb Dexter 2 Elec/Spring FSA	Standard
HS2	2 - 7,000 Lb Dexter 2 Hyd Drum/Spring	\$1,300.00
ESC	3 - 7,000 Lb Dexter 3 Elec/Spring FSA	\$1,142.85

### COUPLER OPTIONS

Code	Description	MSRP
C08	Coupler 2-5/16" Adjustable Hyd.	\$0.00
C09	Coupler 2-5/16" Adjustable Flat Mount	\$321.43
C10	Coupler 2-5/16" Adjustable 6 Hole	\$14.29
C22	Pintle Ring 3" Adjustable 6 Hole	\$0.00

### COLOR OPTIONS

Code	Description	MSRP
CB2	Black W/Primer	\$0.00
CBM	Metallic Black W/Primer	\$178.57
CG3	Gray W/Primer	\$107.14
CW4	White W/Primer	\$357.14
CR5	Red W/Primer	\$107.14
CB6	Blue W/Primer	\$107.14
CG7	Green W/Primer	\$107.14
CY8	Yellow W/Primer	\$107.14
CO9	Orange W/Primer	\$107.14
CA1	OD Army Green W/Primer	\$107.14
CT2	Coyote Tan W/Primer	\$107.14
CP0	Pink W/Primer	\$107.14
CNG	Neon Green W/Primer	\$107.14
CS1	Silver W/Primer	\$107.14
CAM	Aggie Maroon W/Primer	\$107.14
WM1	Western Metallic W/Primer	\$107.14
CP1	Purple W/Primer	\$178.57



## Options (DM) | 8" I-Beam Frame | Drop-N-Go Dump

### OTHER OPTIONS

Code	Description	MSRP
A05	ST235/80 R16 LRE	Standard
A06	ST235/85 R16 LRG	\$107.14/ea.
A14	ST235/85 R16 LRG w/Chrome Whls	\$242.86/ea.
A15	215/75 R17.5 LRH (Singles)	\$221.43/ea.
A16	ST235/80 R16 LRE w/Alum Wheels	\$185.71/ea.
A17	ST235/85 R16 LRG w/Alum Wheels	\$285.71/ea.
A20	ST235/80 R16 LRE w/Chrome Whls	\$135.71/ea.
A22	215/75 R17.5 LRH (Singles) Alum	\$292.86/ea.
EL1	Wet Bolt Kit Equalizer Lubrication	\$35.71
F05	Diamond Plate Fenders (weld-on)	Standard
J05	2 - 10K Drop Leg Jacks	\$221.43
J07	2 - 10K Hyd. Jacks w/Solar Charger	\$1,421.43
J11	1-10K Hyd. Jack w/Solar Charger	\$1,192.86
L07	7-way RV w/Cold Weather Harness	Standard
L08	Lighting LED (Back Up) w/C Weather Harness	\$135.71
L04	Bolt On Headache Light Bar	\$350.00
L10	LED Single Row Light Bar	\$257.14
L11	LED Dual Row Light Bar	\$357.14
M03	4 - D-Rings 3" Weld-On	Standard
M04	D-Rings 4" Weld On	\$28.57/ea.
MF1	Mud Flaps	\$71.43
SC1	1 - Solar Panel Charger	\$142.86
SC2	2 - Solar Panel Charger	\$285.71
TM1	Spare Tire Mount	\$42.86
BC1	Battery Wall Charger	Standard
BC2	Rapid Battery Wall Charger (8 Amp)	\$71.43
BC3	20 Amp In-Line 12v (MAX) Charger	\$421.43
RC1	Wireless Hyd. Remote (Dual Acting)	\$178.57
RC5	Remote w/Voltage Indicator	\$71.43
V02	Scissor Hoist w/Standard Pump	Standard
W18	17.5K Winch Package w/1/2" Plate	\$1,428.57
S04BD4	48" Sides w/48" Barn Doors	Standard



## DH | 8" I-Beam Frame Heavy Duty Dump | 14,000 Lb GVWR

MODEL#	DESCRIPTION	WEIGHT (lbs)	MSRP
DH8314072	83" x 14' Tandem Axle 8" I-Beam HD Dump 4880		\$9,585.71
DH8316072	83" x 16' Tandem Axle 8" I-Beam HD Dump 5200		\$10,085.71

**DH8314072**

PRODUCT TYPE	PRODUCT WIDTH	PRODUCT LENGTH	GAWR AXLE	# OF AXLES	AXLE TYPE
--------------	---------------	----------------	-----------	------------	-----------

### STANDARD SPECIFICATIONS

- 14,000 lb GVWR
- 7,000 lb GAWR (ea. axle)
- 2-5/16" Adjustable Coupler
- 2 - Safety Chains (5/16" Grd. 70)
- 1 - 10,000 lb Drop-Leg Jack
- 2 - 7,000 lb Dexter 2 Elec/Drop Axles
- 16" 8-Hole Wheels
- ST235/80 R16 LRE Tires
- Multi-Leaf Spring Suspension
- 8" I-Beam Tongue
- 8" I-Beam Frame
- 2" x 6" Tubing Bed Frame
- 5" Channel Frame 16" Crossmembers
- 3" Channel Bed 16" OC Crossmembers
- 10 Ga. 24" High Sides
- 80" Rear Slide-In Ramps
- Tongue Mount Tool Box
- 7 Ga. Smooth Plate Flooring
- Steel Diamond Plate Fenders (Weld-On)
- 3-Way Spreader Gate
- 2-Tier Tongue Mount Toolbox
- Double Acting Power Hydraulic Unit
- 5" x 15.75 x 2" Cylinder W/ Scissor Hoist
- LED D.O.T. Stop, Tail, & Clearance Lights
- 16 Ga. 5-Way Double-Insulated Harness w/Cold Weather 7-way Plug/Cord
- E-Z Lock Mesh Tarp System With Cover
- Mechanical and/or Chemical Pretreatment for Maximum Paint Adhesion
- Black - Sherwin-Williams Powdura OneCure, Primer w/Polyester TGIC Gloss Powder Topcoat

### AXLE OPTIONS

Code	Description	MSRP
EDB	2 - 7,000 Lb Dexter 2 Elec/Drop FSA	\$0.00
EDB	2 - 7,000 Lb Dexter 2 Elec/Drop FSA (Oil Bath)	\$142.86
EDB	2 - 7,000 Lb Dexter 2 Elec/Drop w/ 5/8" Studs	\$0.00
ESB	2 - 7,000 Lb Dexter 2 Elec/Spring FSA	\$0.00
HD2	2 - 7,000 Lb Dexter 2 Hyd Drum/Drop	\$878.57
ETB	2 - 7,000 Lb Dexter 2 Elec/Tors FSA (UP)	\$421.43
HT2	2 - 7,000 Lb Dexter 2 Hyd Drum/Tors (UP)	\$1,307.14
EDC	3 - 7,000 Lb Dexter 3 Elec/Drop FSA	\$1,885.71
HD3	3 - 7,000 Lb Dexter 3 Hyd Drum/Drop	\$2,200.00
ETC	3 - 7,000 Lb Dexter 3 Elec/Tors FSA (UP)	\$1,492.86
HT3	3 - 7,000 Lb Dexter 3 Hyd Drum/Tors (UP)	\$2,707.14

### COLOR OPTIONS

Code	Description	MSRP
CB2	Black W/Primer	\$0.00
CBM	Metallic Black W/Primer	\$178.57
CG3	Gray W/Primer	\$107.14
CW4	White W/Primer	\$357.14
CR5	Red W/Primer	\$107.14
CB6	Blue W/Primer	\$107.14
CG7	Green W/Primer	\$107.14
CY8	Yellow W/Primer	\$107.14
CO9	Orange W/Primer	\$107.14
CA1	OD Army Green W/Primer	\$107.14
CT2	Coyote Tan W/Primer	\$107.14
CP0	Pink W/Primer	\$107.14
CNG	Neon Green W/Primer	\$107.14
CS1	Silver W/Primer	\$107.14
CAM	Aggie Maroon W/Primer	\$107.14
WM1	Western Metallic W/Primer	\$107.14
CP1	Purple W/Primer	\$178.57

# Options (DH) | 8" I-Beam Frame | Heavy Duty Dump

## COUPLER OPTIONS

Code	Description	MSRP
C08	Coupler 2-5/16" Adjustable Hyd.	\$0.00
C10	Coupler 2-5/16" Adjustable 6 Hole	\$14.29
C22	Pintle Ring 3" Adjustable 6 Hole	\$0.00

## Gates & Ramps

Code	Description	MSRP
H05	80" Rear Slide-In Ramps	Standard
H07	Slide-IN Ramps 16" x 96" (16' Only)	\$185.71
G55	Grain Chute	\$214.29

## OTHER OPTIONS

Code	Description	MSRP
A05	ST235/80 R16 LRE	Standard
A06	ST235/85 R16 LRG	\$107.14/ea.
A20	ST235/80 R16 LRE w/Chrome Wheels	\$135.71/ea.
A14	ST235/85 R16 LRG w/Chrome Wheels	\$242.86/ea.
A15	215/75 R17.5 (Single) (8k Axles)	\$221.43/ea.
A16	ST235/80 R16 LRE w/Alum Wheels	\$185.71/ea.
A17	ST235/85 R16 LRG w/Alum Wheels	\$285.71/ea.
A22	215/75 R17.5 (Single) w/Alum Whls	\$292.86/ea.
EL1	Wet Bolt Kit Equalizer Lubrication	\$35.71
F05	Diamond Plate Fenders (Weld-On)	Standard
FH1	Fork Holders	\$250.00
I01	16" OC Crossmembers	Standard
I02	12" OC Crossmembers	\$157.14
J04	1 - 10K Drop Leg Jack	Standard
J05	2 - 10K Drop Leg Jack	\$207.14
J11	1-10K Hyd. Jack w/Solar Charger	\$1,421.43
J07	2-10K Hyd. Jacks w/Solar Charger	\$1,764.29
L07	7-way RV w/Cold Weather Harness	Standard
L08	Lighting LED (Back Up) w/Cold Weather Harness	\$135.71
RC1	Wireless Hyd. Remote (Dual Acting)	\$178.57
RC5	Remote Switch w/Voltage Indicator	\$71.43
SC1	Solar Panel Charger	\$142.86
BC1	Battery Wall Charger	Standard
BC2	Rapid Battery Wall Charger (8 Amp)	\$71.43
BC3	20 Amp In-Line 12v (MAX) Charger	\$421.43
BT1	2nd Battery	\$214.29
M03	D-Rings 3" Weld-On	\$21.43/ea.
M04	D-Rings 4" Weld-On	\$28.57/ea.
M06	D-Rings 4" Recessed 360 Rotational Bolt On	\$57.14/ea.
MF1	Mud Flaps	\$71.43
SM1	1 - MAX Step	\$71.43
STI	Spare ST235/80 R16 LRE	\$200.00
STK	Spare ST235/85 R16 LRG	\$257.14
STP	Spare ST235/80 R16 LRE Alum.	\$328.57
STQ	Spare ST235/85 R16 LRG Alum.	\$492.86
STS	Spare ST235/80 R16 LRE Chrome	\$328.57
STU	Spare ST235/85 R16 LRG Chrome	\$400.00
STT	Spare 215/75 R17.5 (Single)	\$328.57
TM1	Spare Tire Mount	\$42.86
RS2	Rear Support Stands (Tube)	\$121.43
V02	Scissor Hoist w/Standard Hyd. Pump	Standard
V03	Scissor Hoist w/3-Way Pump	\$228.57
V06	Scissor Hoist w/Gas Power Hyd System	\$2,571.43
X01	Exp. Metal Extensions 24"	\$535.71
X02	Solid Metal Extensions 24"	\$592.86



# DZ | 10" I-Beam Frame Tandem Axle Dump | 14,000 Lb GVWR

MODEL#	DESCRIPTION	WEIGHT (lbs)	MSRP
DZ9612072	96" X 12' Tandem Axle Dump	3686	\$7,964.29
DZ9614072	96" X 14' Tandem Axle Dump	3991	\$8,500.00
DZ9616072	96" X 16' Tandem Axle Dump	4296	\$8,757.14

**DZ9612072**

PRODUCT TYPE	PRODUCT WIDTH	PRODUCT LENGTH	GAWR AXLE	# OF AXLES	AXLE TYPE
--------------	---------------	----------------	-----------	------------	-----------

## STANDARD SPECIFICATIONS

- 14,000 lb GVWR
- 7,000 lb GAWR (ea. axle)
- 2-5/16" Adjustable Coupler
- 2 - Safety Chains (5/16" Grd. 70)
- 1 - 7,000 lb Drop-Leg Jack
- 2 - 7,000 lb Dexter 2 Elec/Spring Axles
- 16" 8-Hole Wheels
- ST235/80 R16 LRE Tires
- Multi-Leaf Spring Suspension
- 10" I-Beam Tongue
- 10" I-Beam Frame
- 2" x 6" Tubing Bed Frame (Less Than 80" Wide Have 2" x 4" Tubing)
- 4" Channel Frame 16" Crossmembers
- 3" Channel Bed 16" OC Crossmembers
- 10 Ga. 24" High Sides
- 80" Rear Slide-In Ramps
- Front Tongue Mount Tool Box
- 10 Ga. Smooth Plate Flooring
- Steel Diamond Plate Fenders (Weld-On)
- 3-Way Spreader Gate
- Double Acting Power Hydraulic Unit
- 5" x 15.75 x 2" Cylinder W/ Scissor Hoist
- LED D.O.T. Stop, Tail, & Clearance Lights
- 16 Ga. 5-Way Double-Insulated Harness w/Cold Weather 7-way Plug/Cord
- E-Z Lock Mesh Tarp System With Cover
- Mechanical and/or Chemical Pretreatment for Maximum Paint Adhesion
- Black - Sherwin-Williams Powdura OneCure, Primer w/Polyester TGIC Gloss Powder Topcoat

\*\*\*DZ9614 w/5" X 15.75" X 2" Cylinder w/Hoist\*\*\*

\*\*\*DZ9616 w/5" X 21-1/2" X 2" Cylinder w/Hoist\*\*\*

## AXLE OPTIONS

Code	Description	MSRP
ESB	2 - 7,000 Lb Dexter 2 Elec/Spring	Standard
HS2	2 - 7,000 Lb Dexter 2 Hyd Drum/Spring	\$814.29
EDB	2 - 7,000 Lb Dexter 2 Elec/Drop FSA	\$128.57
HD2	2 - 7,000 Lb Dexter 2 Hyd Drum/Drop	\$1,021.43
ETB	2 - 7,000 Lb Dexter 2 Elec/Tors (LEVEL) FSA	\$542.86
HT2	2 - 7,000 Lb Dexter 2 Hyd Drum/Tors (LEVEL)	\$1,450.00
ESC	3 - 7,000 Lb Dexter 3 Elec/Spring FSA	\$1,750.00
HS3	3 - 7,000 Lb Dexter (3 Hyd Drum/Spring	\$3,278.57
EDC	3 - 7,000 Lb Dexter 3 Elec/Drop FSA	\$1,278.57
HD3	3 - 7,000 Lb Dexter (3 Hyd Drum/Drop	\$3,407.14
ETC	3 - 7,000 Lb Dexter 3 Elec/Tors (LEVEL) FSA	\$2,171.43
HT3	3 - 7,000 Lb Dexter 3 Hyd Drum/Tors (LEVEL)	\$3,700.00
ES2	2 - 8,000 Lb Dexter 2 Elec/Spring	\$2,850.00

## COUPLER OPTIONS

Code	Description	MSRP
C08	Coupler 2-5/16" Adjustable Hyd.	\$0.00
C10	Coupler 2-5/16" Adjustable 6 Hole	\$14.29
C22	Pintle Ring 3" Adjustable 6 Hole	\$0.00

## COLOR OPTIONS

Code	Description	MSRP
CB2	Black W/Primer	\$0.00
CBM	Metallic Black W/Primer	\$178.57
CG3	Gray W/Primer	\$107.14
CW4	White W/Primer	\$357.14
CR5	Red W/Primer	\$107.14
CB6	Blue W/Primer	\$107.14
CG7	Green W/Primer	\$107.14
CY8	Yellow W/Primer	\$107.14
CO9	Orange W/Primer	\$107.14
CA1	OD Army Green W/Primer	\$107.14
CT2	Coyote Tan W/Primer	\$107.14
CP0	Pink W/Primer	\$107.14
CNG	Neon Green W/Primer	\$107.14
CS1	Silver W/Primer	\$107.14
CAM	Aggie Maroon W/Primer	\$107.14
WM1	Western Metallic W/Primer	\$107.14
CP1	Purple W/Primer	\$178.57

# Options (DZ) | 10" I-Beam Frame | Tandem Axle Dump

## Gates & Ramps

Code	Description	MSRP
H05	80" Rear Slide-In Ramps	Standard
H07	Slide-IN Ramps 16" x 96" (16' Only)	\$185.71
G55	Grain Chute	\$214.29

## OTHER OPTIONS

Code	Description	MSRP
A05	ST235/80 R16 LRE	Standard
A06	ST235/85 R16 LRG	\$107.14/ea.
A20	ST235/80 R16 LRE w/Chrome Wheels	\$135.71/ea.
A14	ST235/85 R16 LRG w/Chrome Wheels	\$242.86/ea.
A15	215/75 R17.5 (Single) (8k Axles)	\$221.43/ea.
A16	ST235/80 R16 LRE w/Alum Wheels	\$185.71/ea.
A17	ST235/85 R16 LRG w/Alum Wheels	\$285.71/ea.
A22	215/75 R17.5 (Single) w/Alum Whls	\$292.86/ea.
EL1	Wet Bolt Kit Equalizer Lubrication	\$35.71
F05	Diamond Plate Fenders (Weld-On)	Standard
FH1	Fork Holders	\$250.00
I01	16" OC Crossmembers	Standard
I02	12" OC Crossmembers	\$157.14
J02	1 - 7K Drop Leg Jack	Standard
J04	1 - 10K Drop Leg Jack	\$100.00
J05	2 - 10K Drop Leg Jack	\$207.14
J11	1-10K Hyd. Jack w/Solar Charger	\$1,421.43
J07	2-10K Hyd. Jacks w/Solar Charger	\$1,764.29
L07	7-way RV w/Cold Weather Harness	Standard
L08	Lighting LED (Back Up) w/Cold Weather Harness	\$135.71
RC1	Wireless Hyd. Remote (Dual Acting)	\$178.57
RC5	Remote Switch w/Voltage Indicator	\$71.43
SC1	Solar Panel Charger	\$142.86
BC1	Battery Wall Charger	Standard
BC2	Rapid Battery Wall Charger (8 Amp)	\$71.43
BC3	20 Amp In-Line 12v (MAX) Charger	\$421.43
BT1	2nd Battery	\$214.29
M03	D-Rings 3" Weld-On	\$7.14/ea.
M04	D-Rings 4" Weld-On	\$28.57/ea.
M06	D-Rings 4" Recessed 360 Rotational Bolt On	\$57.14/ea.
MF1	Mud Flaps	\$71.43
SM1	1 - MAX Step	\$71.43
STI	Spare ST235/80 R16 LRE	\$200.00
STK	Spare ST235/85 R16 LRG	\$257.14
STP	Spare ST235/80 R16 LRE Alum.	\$328.57
STQ	Spare ST235/85 R16 LRG Alum.	\$492.86
STS	Spare ST235/80 R16 LRE Chrome	\$328.57
STU	Spare ST235/85 R16 LRG Chrome	\$400.00
STT	Spare 215/75 R17.5 (Single)	\$328.57
TM1	Spare Tire Mount	\$42.86
S00	18" Fold-Down Dump Sides (w/18" 3-Way Gate)	Standard
RS2	Rear Support Stands (Tube)	\$121.43
V01	Telescopic Cylinder	\$500.00
V02	Scissor Hoist w/Standard Hyd. Pump	Standard
V03	Scissor Hoist w/3-Way Pump	\$228.57
V06	Scissor Hoist w/Gas Power Hyd System	\$2,571.42
X01	Exp. Metal Extensions 24"	\$535.71
X02	Solid Metal Extensions 24"	\$592.85



## DT | 8" I-Beam Frame Tandem Axle Dump | 14,000 Lb GVWR

MODEL#	DESCRIPTION	WEIGHT (lbs)	MSRP
DT7210072	72" X 10' Tandem Axle Dump	3000	\$7,657.14
DT7212072	72" X 12' Tandem Axle Dump	3400	\$7,792.85
DT7214072	72" X 14' Tandem Axle Dump	3800	\$8,435.71
DT8310072	83" X 10' Tandem Axle Dump	3649	\$7,907.14
DT8312072	83" X 12' Tandem Axle Dump	3799	\$8,042.86
DT8314072	83" X 14' Tandem Axle Dump	4217	\$8,685.71
DT8316072	83" X 16' Tandem Axle Dump	4476	\$9,207.14
DT8010072	80" X 10' Tandem Axle Dump	3704	\$8,050.00
DT8012072	80" X 12' Tandem Axle Dump	3854	\$8,185.71
DT8014072	80" X 14' Tandem Axle Dump	4272	\$8,828.57
DT8016072	80" X 16' Tandem Axle Dump	4531	\$9,350.00

**DT7210072**

PRODUCT TYPE	PRODUCT WIDTH	PRODUCT LENGTH	GAWR AXLE	# OF AXLES	AXLE TYPE
--------------	---------------	----------------	-----------	------------	-----------

### STANDARD SPECIFICATIONS

- 14,000 lb GVWR
- 7,000 lb GAWR (ea. axle)
- 2-5/16" Adjustable Coupler
- 2 - Safety Chains (5/16" Grd. 70)
- 1 - 7,000 lb Drop-Leg Jack
- 2 - 7,000 lb Dexter 2 Elec/Spring Axles
- 16" 8-Hole Wheels
- ST235/80 R16 LRE Tires
- Multi-Leaf Spring Suspension
- 8" I-Beam Tongue
- 8" I-Beam Frame
- 2" x 6" Tubing Bed Frame (Less Than 80" Wide Have 2" x 4" Tubing)
- 5" Channel Frame 16" Crossmembers
- 3" Channel Bed 16" OC Crossmembers
- 10 Ga. 24" High Sides
- Front Tongue Mount Tool Box
- 10 Ga. Smooth Plate Flooring
- Steel Diamond Plate Fenders (Weld-On)
- 3-Way Spreader Gate
- 4 - 3" Weld-On D-Rings Standard
- Double Acting Power Hydraulic Unit
- 5" x 15.75 x 2" Cylinder w/ Scissor Hoist
- LED D.O.T. Stop, Tail, & Clearance Lights
- 16 Ga. 5-Way Double-Insulated Harness w/Cold Weather 7-way Plug/Cord
- E-Z Lock Mesh Tarp System With Cover
- Mechanical and/or Chemical Pretreatment for Maximum Paint Adhesion
- Black - Sherwin-Williams Powdura OneCure, Primer w/Polyester TGIC Gloss Powder Topcoat

\*\*\*DT8310 w/5"X30"X2" Cylinder w/Hoist\*\*\*

\*\*\*DT8312 w/5"X30"X2" Cylinder w/Hoist\*\*\*

\*\*\*DT8314 w/5" X 15.75" X 2" Cylinder w/Hoist\*\*\*

\*\*\*DT8316 w/5" X 21-1/2" X 2" Cylinder w/Hoist\*\*\*

\*\*\*Rear Slide-In Ramps Standard on 12Ft+ Length Dump Trailers\*\*\*

\*\*\*Rear Slide-In Ramps not available on 10FT Dumps\*\*\*

\*\*\*NOTE: King Sides not available w/Drop Axle Options\*\*\*

\*\*\*Rear Support Tubes N/A w/King Sides\*\*\*

\*\*\*8K Axles Available On 80" Wide Dump Only\*\*\*

### AXLE OPTIONS

Code	Description	MSRP
ESB	2 - 7,000 Lb Dexter 2 Elec/Spring	Standard
HS2	2 - 7,000 Lb Dexter 2 Hyd Drum/Spring	\$814.29
EDB	2 - 7,000 Lb Dexter 2 Elec/Drop FSA	\$128.57
HD2	2 - 7,000 Lb Dexter 2 Hyd Drum/Drop	\$1,021.43
ETB	2 - 7,000 Lb Dexter 2 Elec/Tors (LEVEL) FSA	\$542.86
HT2	2 - 7,000 Lb Dexter 2 Hyd Drum/Tors (LEVEL)	\$1,450.00
ESC	3 - 7,000 Lb Dexter 3 Elec/Spring FSA	\$1,750.00
HS3	3 - 7,000 Lb Dexter (3 Hyd Drum/Spring	\$3,278.57
EDC	3 - 7,000 Lb Dexter 3 Elec/Drop FSA	\$1,885.71
HD3	3 - 7,000 Lb Dexter (3 Hyd Drum/Drop	\$3,407.14
ETC	3 - 7,000 Lb Dexter 3 Elec/Tors (LEVEL) FSA	\$2,171.43
HT3	3 - 7,000 Lb Dexter 3 Hyd Drum/Tors (LEVEL)	\$3,700.00
ES2	2 - 8,000 Lb Dexter 2 Elec/Spring	\$2,850.00

### COLOR OPTIONS

Code	Description	MSRP
CB2	Black W/Primer	\$0.00
CBM	Metallic Black W/Primer	\$178.57
CG3	Gray W/Primer	\$107.14
CW4	White W/Primer	\$357.14
CR5	Red W/Primer	\$107.14
CB6	Blue W/Primer	\$107.14
CG7	Green W/Primer	\$107.14
CY8	Yellow W/Primer	\$107.14
CO9	Orange W/Primer	\$107.14
CA1	OD Army Green W/Primer	\$107.14
CT2	Coyote Tan W/Primer	\$107.14
CP0	Pink W/Primer	\$107.14
CNG	Neon Green W/Primer	\$107.14
CS1	Silver W/Primer	\$107.14
CAM	Aggie Maroon W/Primer	\$107.14
WM1	Western Metallic W/Primer	\$107.14
CP1	Purple W/Primer	\$178.57

# Options (DT) | 6" I-Beam Frame | Tandem Axle Dump

## COUPLER OPTIONS

Code	Description	MSRP
C07	Coupler 2-5/16" Adjustable 4 H ole	\$64.29
C08	Coupler 2-5/16" Adjustable Hyd.	\$0.00
C09	Coupler 2-5/16" Adjustable Flat Mount	\$321.29
C10	Coupler 2-5/16" Adjustable 6 Hole	\$14.29
C11	Pintle Ring 3" Adjustable 4 Hole	\$71.43
C22	Pintle Ring 3" Adjustable 6 Hole	\$64.29
C26	Coupler 2-5/16" A-Frame (Bulldog)	\$128.57
C27	Coupler 2-5/16" Adj (Bulldog) 4-Hole	\$100.00

## Gates & Ramps

Code	Description	MSRP
H01	Side Mount Ramps (58"x12")	\$192.86
H05	Rear Slide-In Ramps (Std on 12ft+)	Standard
S02G51	24" Dump Sides w/5' Spreader Gate	\$107.14
S03G96	36" Dump Sides w/6' Hydraulic Gate	\$2,714.29
G55	Grain Chute	\$214.29

## OTHER OPTIONS

Code	Description	MSRP
S01	18" Dump Sides (w/18" 3-Way Gate)	\$0.00
S02	24" Dump Sides (w/24" 3-Way Gate)	Standard
S03	36" Dump Sides	\$714.29
S04	48" Dump Sides (w/48" 3-Way Gate)	\$857.14
S05	24" King Size Dump Sides (w/24" 3-Way Gate)	\$421.43
RS1	Rear Support Stands (5K Swivel)	\$128.57
RS2	Rear Support Stands (Tube)	\$121.43
V01	Telescopic Cylinder	\$500.00
V02	Scissor Hosit w/Standard Hyd. Pump	Standard
V03	Scissor Hoist w/3-Way Pump	\$228.57
V06	Scissor Hoist w/Gas Power Hyd System	\$2,571.43
X01	Exp. Metal Extensions 24"	\$535.71
X02	Solid Metal Extensions 24"	\$592.86

## OTHER OPTIONS

Code	Description	MSRP
A05	ST235/80 R16 LRE	Standard
A06	ST235/85 R16 LRG	\$107.14/ea.
A14	ST235/85 R16 LRG w/Chrome Wheels	\$242.86/ea.
A15	215/75 R17.5 H-1 (Single) (8k Axles)	\$221.43/ea.
A16	ST235/80 R16 LRE w/Alum Wheels	\$185.71/ea.
A17	ST235/85 R16 LRG w/Alum Wheels	\$285.71/ea.
A20	ST235/80 R16 LRE w/Chrome Wheels	\$135.71/ea.
A22	215/75 R17.5 (Single) w/Alum Whls	\$28.57/ea.
F05	Diamond Plate Fenders (Weld-On)	Standard
FH1	Fork Holders	\$250.00
I01	16" OC Crossmembers	Standard
I02	12" OC Crossmembers	\$157.14
J02	7K Lb Drop Leg Jack	Standard
J04	1 - 10K Drop Leg Jack	\$100.00
J05	2 - 10K Drop Leg Jack	\$207.14
J09	1 - 10K Drop Leg Elec.	\$1,014.29
J11	1 - 10K Hyd. Jack w/Solar Charger	\$1,421.43
J07	2 - 10K Hyd. Jacks w/Solar Charger	\$1,764.29
L07	7-way RV w/Cold Weather Harness	Standard
L08	Lighting LED (Back Up) w/Cold Weather Harness	\$135.71
RC1	Wireless Hyd. Remote (Dual Acting)	\$178.57
RC5	Remote Switch w/Voltage Indicator	\$71.43
SC1	Solar Panel Charger	\$142.86
BC1	Battery Wall Charger	Standard
BC2	Rapid Battery Wall Charger (8 Amp)	\$71.43
BC3	20 Amp In-Line 12v (MAX) Charger	\$421.43
BT1	2nd Battery	\$214.29
M03	Additional D-Rings, 3" Weld-On	\$21.43/ea.
M04	D-Rings 4" Weld-On	\$28.57/ea.
M06	D-Rings 4" Recessed 360 Rotational Bolt On	\$57.14/ea.
MF1	Mud Flaps	\$71.43
SM1	1 - MAX Step	\$71.43
STG	Spare ST225/75 R15 LRD 6-Hole Silver	\$128.57
STH	Spare ST235/80 R16 LRE 6-Hole Silver	\$200.00
STN	Spare ST225/75 R15 LRD 6-H Chrome	\$235.71
STO	Spare ST235/80R16 LRE 6Hole Chrm	\$285.71
STJ	Spare ST225/75 R15 LRD 6-Hole Alum	\$314.29
STL	Spare ST235/80R16 LRE 6-Hole Alum	\$385.71
TM1	Spare Tire Mount	\$42.86
TM2	Removable Spare Tire Mount	\$57.14



## DT | 6" I-Beam Frame Tandem Axle Dump | 9,990 Lb GVWR

MODEL#	DESCRIPTION	WEIGHT (lbs)	MSRP
DT6010052	60" X 10' Tandem Axle Dump	2017	\$6,607.14
DT7210052	72" X 10' Tandem Axle Dump	2930	\$7,057.14
DT7212052	72" X 12' Tandem Axle Dump	3080	\$7,171.43
DT8310052	83" X 10' Tandem Axle Dump	3537	\$7,692.85
DT8312052	83" X 12' Tandem Axle Dump	3688	\$7,807.14
DT8314052	83" X 14' Tandem Axle Dump	4105	\$8,471.43
DT8316052	83" X 16' Tandem Axle Dump	4369	\$8,964.29
DT8010052	80" X 10' Tandem Axle Dump	3592	\$7,835.71
DT8012052	80" X 12' Tandem Axle Dump	3743	\$7,950.00
DT8014052	80" X 14' Tandem Axle Dump	4160	\$8,614.29
DT8016052	80" X 16' Tandem Axle Dump	4424	\$9,114.29

**DT6010052**

PRODUCT TYPE	PRODUCT WIDTH	PRODUCT LENGTH	GAWR AXLE	# OF AXLES	AXLE TYPE
--------------	---------------	----------------	-----------	------------	-----------

### STANDARD SPECIFICATIONS

- 9,990 lb GVWR
  - 5,200 lb GAWR (ea. axle)
  - 2-5/16" Adjustable Coupler
  - 2 - Safety Chains (1/4" Grd. 70)
  - 1 - 7,000 lb Drop-Leg Jack
  - 2 - 5,200 lb Dexter 2 Elec/Spring Axles
  - 16" 6-Hole Wheels
  - ST235/80 R16 LRE Tires
  - Multi-Leaf Spring Suspension
  - 6" I-Beam Tongue
  - 6" I-Beam Frame
  - 2" x 6" Tubing Bed Frame (Less Than 80" Wide Have 2" x 4" Tubing)
  - 5" Channel Frame 16" Crossmembers
  - 3" Channel Bed 16" OC Crossmembers
  - 10 Ga. 24" High Sides
  - Front Tongue Mount Tool Box
  - 10 Ga. Smooth Plate Flooring
  - Steel Diamond Plate Fenders (Weld-On)
  - 4 - 3" Weld-On D-Rings Standard
  - 3-Way Spreader Gate
  - Double Acting Power Hydraulic Unit
  - 5" x 15.75 x 2" Cylinder W/ Scissor Hoist
  - LED D.O.T. Stop, Tail, & Clearance Lights
  - 16 Ga. 5-Way Double-Insulated Harness w/Cold Weather 7-way Plug/Cord
  - E-Z Lock Mesh Tarp System With Cover
  - Mechanical and/or Chemical Pretreatment for Maximum Paint Adhesion
  - Black - Sherwin-Williams Powdura OneCure, Primer w/Polyester TGIC Gloss Powder Topcoat
- \*\*\*DT6010052, DT7210052 & DT7212052 have 5" Channel Tongue\*\*\*  
 \*\*\*DT6010052, DT7210052 & DT7212052 have 5" Channel Frame\*\*\*  
 \*\*\*DT6010052, DT7210052 & DT7212052 have 2" X 4" Tubing Bed Frame\*\*\*  
 \*\*\*Rear Slide-In Ramps Standard on 12Ft+ Length Dump Trailers\*\*\*  
 \*\*\*NOTE: King Sides not available w/Drop Axle Options\*\*\*  
 \*\*\*Rear Support Tubes N/A w/King Sides\*\*\*  
 \*\*\*24" Dumps Sides Standard on 72", 80" & 83" Wide Dump Trailers\*\*\*

### AXLE OPTIONS

Code	Description	MSRP
HS2	2 - 5200 Lb Dexter 2 Hyd/Spring	\$850.00
EDB	2 - 5200 Lb Dexter 2 Elec/Drop FSA	\$100.00
HD2	2 - 5200 Lb Dexter 2 Hyd/Drop	\$1,035.71
ETB	2 - 5200 Lb Dexter 2 Elec/Tors (LEVEL) FSA	\$328.57
HT2	2 - 5200 Lb Dexter 2 Hyd/Tors (LEVEL)	\$1,235.71

### COUPLER OPTIONS

Code	Description	MSRP
C07	Coupler 2-5/16" Adjustable 4 Hole	\$64.29
C08	Coupler 2-5/16" Adjustable Hyd.	\$0.00
C10	Coupler 2-5/16" Adjustable 6 Hole	\$14.29
C11	Pintle Ring 3" Adjustable 4 Hole	\$71.43
C22	Pintle Ring 3" Adjustable 6 Hole	\$64.29
C26	Coupler 2-5/16" A-Frame (Bulldog)	\$128.57
C27	Coupler 2-5/16" Adj (Bulldog) 4-Hole	\$100.00

### COLOR OPTIONS

Code	Description	MSRP
CB2	Black W/Primer	\$0.00
CBM	Metallic Black W/Primer	\$178.57
CG3	Gray W/Primer	\$107.14
CW4	White W/Primer	\$357.14
CR5	Red W/Primer	\$107.14
CB6	Blue W/Primer	\$107.14
CG7	Green W/Primer	\$107.14
CY8	Yellow W/Primer	\$107.14
CO9	Orange W/Primer	\$107.14
CA1	OD Army Green W/Primer	\$107.14
CT2	Coyote Tan W/Primer	\$107.14
CP0	Pink W/Primer	\$107.14
CNG	Neon Green W/Primer	\$107.14
CS1	Silver W/Primer	\$107.14
CAM	Aggie Maroon W/Primer	\$107.14
WM1	Western Metallic W/Primer	\$107.14
CP1	Purple W/Primer	\$178.57



# Options (DT) | 6" I-Beam Frame | Tandem Axle Dump

## Gates & Ramps

Code	Description	MSRP
H01	Side Mount Ramps (58"x12")	\$192.86
H05	Rear Slide-In Ramps (Std on 12ft+)	Standard
S02G51	24" Dump Sides w/5' Spreader Gate	\$107.14
G55	Grain Chute	\$214.29

## OTHER OPTIONS

Code	Description	MSRP
A04	ST225/75 R15 LRD	Standard
A06	ST235/85 R16 LRG	\$107.14/ea.
A12	ST225/75 R15 LRD w/Chrome Wheels	\$107.14/ea.
A13	ST235/80 R16 LRD w/Chrome Wheels	\$164.29/ea.
A18	ST225/75 R15 LRD w/Alum Wheels	\$185.71/ea.
A19	ST235/80 R16 LRD w/Alum Wheels	\$278.57/ea.
F05	Diamond Plate Fenders (Weld-On)	Standard
FH1	Fork Holders	\$250.00
I01	16" OC Crossmembers	Standard
I02	12" OC Crossmembers	\$157.14
J02	7000 Lb Drop Leg Jack	Standard
J04	1 - 10K Drop Leg Jack	\$100.00
J05	2 - 10K Drop Leg Jack	\$207.14
J09	1 - 10K Drop Leg Elec.	\$1,014.29
J11	1 - 10K Hyd. Jack w/Solar Charger	\$1,421.43
J07	2 - 10K Hyd. Jacks w/Solar Charger	\$1,764.29
L07	7-way RV w/Cold Weather Harness	Standard
L08	Lighting LED (Back Up) w/Cold Weather Harness	\$135.71
SC1	Solar Panel Charger	\$142.86
BC1	Battery Wall Charger	Standard
BC2	Rapid Battery Wall Charger (8 Amp)	\$71.43
BC3	20 Amp In-Line 12v (MAX) Charger	\$421.43
BT1	2nd Battery	\$214.29
M03	Additional D-Rings, 3" Weld-On	\$21.43/ea.
M04	D-Rings 4" Weld-On	\$28.57/ea.
M06	D-Rings 4" Recessed 360 Rotational Bolt On	\$57.14/ea.
MF1	Mud Flaps	\$71.43
RC1	Wireless Hyd. Remote (Dual Acting)	\$178.57
RC5	Remote Switch w/Voltage Indicator	\$71.42
SM1	1 - MAX Step	\$35.71
STG	Spare ST225/75 R15 LRD Silver	\$128.57
STH	Spare ST235/80 R16 LRE Silver	\$200.00
STN	Spare ST225/75 R15 LRD Chrome	\$228.57
STO	Spare ST235/80R16 LRE Chrome	\$285.71
STJ	Spare ST225/75 R15 LRD Aluminum	\$314.29
STL	Spare ST235/80R16 LRE Aluminum	\$385.71
TM1	Spare Tire Mount	\$42.86
TM2	Removable Spare Tire Mount	\$57.14
S01	18" Dump Sides (w/18" 3-Way Gate)	\$0.00
S02	24" Dump Sides (w/24" 3-Way Gate)	Standard
S04	48" Dump Sides (w/48" 3-Way Gate)	\$721.43
S05	24" King Size Dump Sides (w/24" 3-Way Gate)	\$421.43
RS2	Rear Support Stands (Tube)	\$121.43
V01	Telescopic Cylinder	\$1,214.29
V02	Scissor Hoist w/Standard Hyd. Pump	Standard
V03	Scissor Hoist w/3-Way Pump	\$228.57
V06	Scissor Hoist w/Gas Power Hyd System	\$2,571.43
X01	Exp. Metal Extensions 24"	\$535.71
X02	Solid Metal Extensions 24"	\$592.86



## DT | 6" I-Beam Frame Tandem Axle Dump | 7,000 Lb GVWR

MODEL#	DESCRIPTION	WEIGHT (lbs)	MSRP
DT6010032	60" X 10' Tandem Axle Dump	2177	\$5,428.57
DT7210032	72" X 10' Tandem Axle Dump	2543	\$5,871.43
DT8010032	80" X 10' Tandem Axle Dump	2664	\$6,478.57
DT8310032	83" X 10' Tandem Axle Dump	2784	\$6,228.57

**DT6010032**

PRODUCT TYPE	PRODUCT WIDTH	PRODUCT LENGTH	GAWR AXLE	# OF AXLES	AXLE TYPE
--------------	---------------	----------------	-----------	------------	-----------

### STANDARD SPECIFICATIONS

- 7,000 lb GVWR
- 3,500 lb GAWR (ea. axle)
- 2" A-Frame Coupler
- 2 - Safety Chains (1/4" Grd. 30)
- 1 - 7,000 lb Drop-Leg Jack
- 2 - 3,500 lb Dexter 2 Elec/Spring Axles
- 15" 5-Hole Wheels
- ST205/75 R15 LRC Tires w/Spare
- Multi-Leaf Spring Suspension
- 6" I-Beam Tongue
- 6" I-Beam Frame • 2" x 4" Tubing Bed Frame
- 5" Channel Frame 16" Crossmembers
- 3" Channel Bed 16" OC Crossmembers
- 10 Ga. 18" High Sides
- Front Tongue Mount Tool Box
- 10 Ga. Smooth Plate Flooring
- Steel Diamond Plate Fenders (Weld-On)
- 3-Way Spreader Gate
- 4 - 3" Weld-On D-Rings Standard
- Double Acting Power Hydraulic Unit
- 5" x 15.75 x 2" Cylinder W/ Scissor Hoist
- LED D.O.T. Stop, Tail, & Clearance Lights
- 16 Ga. 5-Way Double-Insulated Harness w/Cold Weather 7-way Plug/Cord
- E-Z Lock Mesh Tarp System With Cover
- Mechanical and/or Chemical Pretreatment for Maximum Paint Adhesion
- Black - Sherwin-Williams Powdura OneCure, Primer w/Polyester TGIC Gloss Powder Topcoat

\*\*\*DT7210032 & DT8310032 have 5" Tongue\*\*\*

\*\*\*DT7210032 & DT8310032 have 5" Tongue\*\*\*

\*\*\*\*DT7210032 & DT8310032 has 5 X 30 X 2 cylinder w/Hoist\*\*\*

### AXLE OPTIONS

Code	Description	MSRP
ESB	2 - 3500 LB Dexter 2 Elec/Spring FSA	Standard
HS2	2 - 3500 Lb Dexter 2 Hyd Drum/Spring	\$735.71
ETB	2 - 3500 Lb Dexter 2 Elec/Tors FSA	\$0.00

### COUPLER OPTIONS

Code	Description	MSRP
C01	Coupler 2" A-Frame Cast	Standard
C03	Coupler 2" A-Frame Cast Hyd.	\$0.00
C04	Coupler 2" Adjustable 4 Hole	\$64.29
C07	Coupler 2-5/16" Adjustable 4 Hole	\$64.29
C11	Pintle Ring 3" Adjustable 4 Hole	\$71.43
C22	Pintle Ring 3" Adjustable 6 Hole	\$64.29
C25	Coupler 2" A-Frame Cast (Bulldog)	\$107.14
C26	Coupler 2-5/16" A-Frame (Bulldog)	\$128.57

### COLOR OPTIONS

Code	Description	MSRP
CB2	Black W/Primer	\$0.00
CBM	Metallic Black W/Primer	\$178.57
CG3	Gray W/Primer	\$107.14
CW4	White W/Primer	\$357.14
CR5	Red W/Primer	\$107.14
CB6	Blue W/Primer	\$107.14
CG7	Green W/Primer	\$107.14
CY8	Yellow W/Primer	\$107.14
CO9	Orange W/Primer	\$107.14
CA1	OD Army Green W/Primer	\$107.14
CT2	Coyote Tan W/Primer	\$107.14
CP0	Pink W/Primer	\$107.14
CNG	Neon Green W/Primer	\$107.14
CS1	Silver W/Primer	\$107.14
CAM	Aggie Maroon W/Primer	\$107.14
WM1	Western Metallic W/Primer	\$107.14
CP1	Purple W/Primer	\$178.57

# Options (DT) | 6" I-Beam Frame | Tandem Axle Dump

## Gates & Ramps

Code	Description	MSRP
H00	No Ramps	Standard
	Side Mount Ramps (58"x12")	\$192.86
S02	24" Dump Sides w/3-way Gate	\$378.57
S02G51	24" Dump Sides w/5' Spreader Gate	\$514.29

## OTHER OPTIONS

Code	Description	MSRP
A04	ST225/75 R15 LRD	\$57.14/ea.
A12	ST225/75 R15 LRD w/Chrome Wheels	\$107.14/ea.
A18	ST225/75 R15 LRD w/Alum Wheels	\$185.71/ea.
F05	Diamond Plate Fenders (Weld-On)	Standard
I01	16" OC Crossmembers	Standard
J02	7000 Lb Drop Leg Jack	Standard
L07	7-way RV w/Cold Weather Harness	Standard
L08	Lighting LED (Back Up) w/Cold Weather Harness	\$135.71
M03	Additional D-Rings, 3" Weld-On	\$21.43/ea.
M04	D-Rings 4" Weld-On	\$28.57/ea.
M06	D-Rings 4" Recessed 360 Rotational Bolt On	\$57.14/ea.
MF1	Mud Flaps	\$71.43
RC1	Wireless Hyd. Remote (Dual Acting)	\$178.57
RC5	Remote Switch w/Voltage Indicator	\$71.43
STG	Spare ST225/75 R15 LRD	\$128.57
STN	Spare ST225/75 R15 LRD Chrome	\$235.71
STJ	Spare ST225/75 R15 LRD Aluminum	\$314.29
TM1	Spare Tire Mount	\$42.86
S01	18" Dump Sides (w/18" 3-Way Gate)	Standard
S02	24" Dump Sides (w/24" 3-Way Gate)	\$714.29
SC1	Solar Panel Charger	\$142.86
BC1	Battery Wall Charger	Standard
BC2	Rapid Battery Wall Charger (8 Amp)	\$71.43
RS2	Rear Support Stands (Tube)	\$11.43
X01	Exp. Metal Extensions 24"	\$535.71
X02	Solid Metal Extensions 24"	\$592.86



# DS | 6" I-Beam Frame Single Axle Dump | 5,200 Lb GVWR

MODEL#	DESCRIPTION	WEIGHT (lbs)	MSRP
DS4808051	48" X 8' Single Axle Dump	1641	\$4,371.43
DS6008051	60" X 8' Single Axle Dump	1826	\$4,614.29
DS6010051	60" X 10' Single Axle Dump	2017	\$4,814.29
DS7210051	72" X 10' Single Axle Dump	N/A	\$5,242.86

**DS4808051**

PRODUCT TYPE	PRODUCT WIDTH	PRODUCT LENGTH	GAWR AXLE	# OF AXLES	AXLE TYPE
--------------	---------------	----------------	-----------	------------	-----------

## STANDARD SPECIFICATIONS

- 5,200 lb GVWR
- 5,200 lb GAWR (ea. axle)
- 2" A-Frame Coupler
- 2 - Safety Chains (1/4" Grd. 30)
- 1 - 7,000 lb Drop-Leg Jack
- 1 - 5,200 lb Dexter 1 Elec/Spring Axles
- 15" 6-Hole Wheels
- ST225/75 R15 LRD Tires w/Spare
- Multi-Leaf Spring Suspension
- 6" I-Beam Tongue
- 6" I-Beam Frame
- 2" x 4" Tubing Bed Frame
- 4" Channel Frame 16" Crossmembers
- 3" Channel Bed 16" OC Crossmembers
- 10 Ga. 18" High Sides
- Front Tongue Mount Tool Box
- 10 Ga. Smooth Plate Flooring
- Steel Diamond Plate Fenders (Weld-On)
- 3-Way Spreader Gate
- Double Acting Power Hydraulic Unit
- 3.5" x 9.25" x 1.5" Cylinder W/ Scissor Hoist
- LED D.O.T. Stop, Tail, & Clearance Lights
- 16 Ga. 5-Way Double-Insulated Harness w/Cold Weather 7-way Plug/Cord
- E-Z Lock Mesh Tarp System With Cover
- Mechanical and/or Chemical Pretreatment for Maximum Paint Adhesion
- Black - Sherwin-Williams Powdura OneCure, Primer w/Polyester TGIC Gloss Powder Topcoat

## AXLE OPTIONS

Code	Description	MSRP
ESA	1 - 5200 LB Dexter 1 Elec/Spring	Standard
HS1	1 - 5200 Lb Dexter 1 Hyd Drum/Spring	\$871.43

## COUPLER OPTIONS

Code	Description	MSRP
C01	Coupler 2" A-Frame Cast	Standard
C03	Coupler 2" A-Frame Cast Hyd.	\$0.00
C04	Coupler 2" Adjustable 4 Hole	\$64.29
C07	Coupler 2-5/16" Adjustable 4 Hole	\$64.29
C11	Pintle Ring 3" Adjustable 4 Hole	\$71.43
C22	Pintle Ring 3" Adjustable 6 Hole	\$64.29
C25	Coupler 2" A-Frame Cast (Bulldog)	\$107.14
C26	Coupler 2-5/16" A-Frame (Bulldog)	\$128.57

## COLOR OPTIONS

Code	Description	MSRP
CB2	Black W/Primer	\$0.00
CBM	Metallic Black W/Primer	\$178.57
CG3	Gray W/Primer	\$107.14
CW4	White W/Primer	\$357.14
CR5	Red W/Primer	\$107.14
CB6	Blue W/Primer	\$107.14
CG7	Green W/Primer	\$107.14
CY8	Yellow W/Primer	\$107.14
CO9	Orange W/Primer	\$107.14
CA1	OD Army Green W/Primer	\$107.14
CT2	Coyote Tan W/Primer	\$107.14
CP0	Pink W/Primer	\$107.14
CNG	Neon Green W/Primer	\$107.14
CS1	Silver W/Primer	\$107.14
CAM	Aggie Maroon W/Primer	\$107.14
WM1	Western Metallic W/Primer	\$107.14
CP1	Purple W/Primer	\$178.57

## Options (DS) | 6" I-Beam Frame | Single Axle Dump

### Gates & Ramps

Code	Description	MSRP
H00	No Ramps	Standard
H01	Side Mount Ramps (58"x12")	\$192.86
S02G51	24" Dump Sides w/5' Spreader Gate	\$107.14

### OTHER OPTIONS

Code	Description	MSRP
A04	ST225/75 R15 LRD	Standard
A05	ST235/85 R16 LRE	\$114.29/ea.
A12	ST225/75 R15 LRD w/Chrome Wheels	\$107.14/ea.
A13	ST235/80 R16 LRD w/Chrome Wheels	\$328.57/ea.
A18	ST225/75 R15 LRD w/Alum Wheels	\$185.71/ea.
A19	ST235/80 R16 LRD w/Alum Wheels	\$135.71/ea.
F05	Diamond Plate Fenders (Weld-On)	Standard
I01	16" OC Crossmembers	Standard
J02	7000 Lb Drop Leg Jack	Standard
L07	7-way RV w/Cold Weather Harness	Standard
L08	Lighting LED (Back Up) w/Cold Weather Harness	\$135.71
M03	D-Rings 3" Weld-On	\$21.43/ea.
M04	D-Rings 4" Weld-On	\$28.57/ea.
M06	D-Rings 4" Recessed 360 Bolt On	\$5714/ea.
MF1	Mud Flaps	\$71.43
RC1	Wireless Hyd. Remote (Dual Acting)	\$178.57
RC5	Remote Switch w/Voltage Indicator	\$71.43
STG	Spare ST225/75 R15 LRD	\$128.57
STH	Spare ST235/80 R16 LRE	\$200.00
STN	Spare ST225/75 R15 LRD Chrome	\$235.71
STO	Spare ST235/80R16 LRE 6Hole Chrm	\$285.71
STJ	Spare ST225/75 R15 LRD 6-Hole Alum	\$314.29
STL	Spare ST235/80R16 LRE 6-Hole Alum	\$385.71
TM1	Spare Tire Mount	\$42.86
S01	18" Dump Sides (w/18" 3-Way Gate)	Standard
S02	24" Dump Sides (w/24" 3-Way Gate)	\$714.29
S04	48" Dump Sides (w/48" 3-Way Gate)	\$857.14
SC1	Solar Panel Charger	\$142.86
BC1	Battery Wall Charger	Standard
BC2	Rapid Battery Wall Charger (8 Amp)	\$71.43
RS2	Rear Support Stands (Tube)	\$121.43
X01	Exp. Metal Extensions 24"	\$535.71
X02	Solid Metal Extensions 24"	\$592.85



## GT | 12" I-Beam Frame GN Heavy Equipment Tilt | 22,000 Lb GVWR

MODEL#	DESCRIPTION	WEIGHT (lbs)	MSRP
GT0226102	102" X 26' Heavy Equipment GN Tilt Deck	8854	\$16,728.57
GT0228102	102" X 28' Heavy Equipment GN Tilt Deck	9174	\$17,042.86
GT0230102	102" X 30' Heavy Equipment GN Tilt Deck	9494	\$17,335.71
GT0232102	102" X 32' Heavy Equipment GN Tilt Deck	9813	\$17,614.29
GT0234102	102" X 34' Heavy Equipment GN Tilt Deck	10166	\$17,914.29
GT0236102	102" X 36' Heavy Equipment GN Tilt Deck	10518	\$18,335.71
GT0238102	102" X 38' Heavy Equipment GN Tilt Deck	10811	\$18,635.71
GT0240102	102" X 40' Heavy Equipment GN Tilt Deck	11104	\$18,928.57

**GT0226102**

PRODUCT TYPE	PRODUCT WIDTH	PRODUCT LENGTH	GAWR AXLE	# OF AXLES	AXLE TYPE
--------------	---------------	----------------	-----------	------------	-----------

### STANDARD SPECIFICATIONS

- 22,000 lb GVWR
- 10,000 lb GAWR (ea. axle)
- 2-5/16" Adjustable Coupler Round GN
- 2 - Safety Chains (3/8" Grd. 70)
- 2 - 10,000 lb Drop-Leg Jack
- 2 - 10,000 lb Dexter 2 Elec/Spring Axles
- 16" 8-Hole Wheels
- ST235/80 R16 LRE Tires w/Spare
- Heavy Duty Spring Suspension
- 12" I-Beam Neck
- 12" I-Beam Frame
- 10" I-Beam Deck Frame
- 3" Channel 16" OC Crossmembers
- Full Width Front Tool Box
- Treated Pine Wood Flooring
- Double Acting Power Hydraulic Unit
- 6" x 29" x 2-3/4" Cylinder
- Scissor Hoist
- LED D.O.T. Stop, Tail, & Clearance Lights
- 16 Ga. 5-Way Double-Insulated Harness w/Cold Weather 7-way Plug/Cord
- Mechanical and/or Chemical Pretreatment for Maximum Paint Adhesion
- Black - Sherwin-Williams Powdura OneCure, Primer w/Polyester TGIC Gloss Powder Topcoat

\*\*\*Minimum Tilt Deck Length is 26Ft\*\*\*  
\*\*\*U01 Standard on 36FT+ Length GT's\*\*\*

### COUPLER OPTIONS

Code	Description	MSRP
C14	GN Coupler 2-5/16" Adjustable Sq.	Standard
C15	GN Coupler 2-5/16" Adjustable Sq.	\$45.00
C16	GN 30K Coupler 2-5/16" Adjustable Rd	\$50.00
C17	GN 30K Coupler 2-5/16" Adjustable Sq	\$95.00

### AXLE OPTIONS

Code	Description	MSRP
HS2	2 - 10000 Lb Dexter 2 Hyd Disc/Spring Stnd Sprd	\$2,885.71
ET2	2 - 10000 Lb Dexter 2 Elec/Tors (LEVEL)	\$3,014.29
HT2	2 - 10000 Lb Dexter 2 Hyd Drum/Tors (LEVEL)	\$3,985.71
ES2	2 - 12000 Lb Axles 2 Elec/Spring	\$1,635.71
DS2	2 - 12000 Lb Axles 2 Hyd Disc/Spring	\$3,400.00
DT2	2 - 10000 Lb Dexter 2 Hyd Disc/Tors (LEVEL)	\$1,650.00

### COLOR OPTIONS

Code	Description	MSRP
CB2	Black W/Primer	\$0.00
CBM	Metallic Black W/Primer	\$178.57
CG3	Gray W/Primer	\$107.14
CW4	White W/Primer	\$357.14
CR5	Red W/Primer	\$107.14
CB6	Blue W/Primer	\$107.14
CG7	Green W/Primer	\$107.14
CY8	Yellow W/Primer	\$107.14
CO9	Orange W/Primer	\$107.14
CA1	OD Army Green W/Primer	\$107.14
CT2	Coyote Tan W/Primer	\$107.14
CP0	Pink W/Primer	\$107.14
CNG	Neon Green W/Primer	\$107.14
CS1	Silver W/Primer	\$107.14
CAM	Aggie Maroon W/Primer	\$107.14
WM1	Western Metallic W/Primer	\$107.14
CP1	Purple W/Primer	\$178.57

# Options (GT) | 12" I-Beam Frame | GN Heavy Equipment Tilt

## OTHER OPTIONS

Code	Description	MSRP
A05	ST235/80 R16 LRE	Standard
A06	ST235/85 R16 LRG	\$107.14/ea.
A15	ST215/75 R17.5 LRH (Single)	\$221.43/ea.
A21	ST215/75 R17.5 LRH (Dual)	\$214.29/ea.
B07	12" I-Beam Frame (22 Lbs/FT)	\$7.142/FT
C50	King Pin 5th-Wheel Adapter Adj Rd.	\$157.14
C51	King Pin 5th-Wheel Adapter Adj Sq.	\$157.14
CR1	Locking Chain Rack (w/stationary deck)	\$107.14
DO1	DeckOverNeck 102"x96"	\$700.00
DO2	DeckOverNeck 102"x96" w/45° Corners	\$914.29
E02	Treated Pine Floor	Standard
E03	Steel Floor DP	\$27.14/FT
E05	Rough Oak Floor	\$22.86/FT
E07	Douglas Fir Wood Floor	\$11.43/FT
E09	Blackwood Lumber (Classic)	\$28.57/FT
F99	Diamond Plate Over Wheels	Standard
I01	16" OC Crossmembers	Standard
I02	12" OC Crossmembers	\$15.71
J05	2 - 10,000 Lb Drop Leg Jacks	Standard
J06	2 - 25,000 Lb Drop-Leg 2-Speed	\$564.29
J07	2 - 10K Hyd. Jacks w/Solar Charger	\$1,421.43
J08	2 - 10,000 Lb Elec. Drop Leg Jacks	\$1,135.71
K00	Full Tilt Deck	Standard
K02	2' Stationary Deck Over Tilt	\$142.86
K04	4' Stationary Deck Over Tilt	\$142.86
K06	6' Stationary Deck Over Tilt	\$142.86
K08	8' Stationary Deck Over Tilt	\$142.86
K10	10' Stationary Deck Over Tilt	\$142.86
K12	12' Stationary Deck Over Tilt	\$214.29
K14	14' Stationary Deck Over Tilt	\$214.29
K16	16' Stationary Deck Over Tilt	\$214.29
K18	18' Stationary Deck Over Tilt	\$214.29
L04	Bolt-On Headache Light Bar	\$350.00
L07	7-way RV w/Cold Weather Harness	Standard
L08	Lighting LED (Back Up) w/Cold Weather Harness	\$135.71
L10	LED Single Row Light Bar	\$257.14
L11	LED Dual Row Light Bar	\$357.14
SC1	Solar Panel Charger	\$142.86
BC1	Standard Battery Wall Charger	Standard
BC2	Rapid Battery Wall Charger (8 Amp)	\$71.43
BC3	20 Amp In-Line 12v Charger	\$421.43
BT1	Extra Battery	\$142.86
RC1	Wireless Remote Control (KTI Unit)	\$178.57
RC4	Wireless Remote Control (4-Button)	\$285.71
RC5	Remote Switch w/Voltage Indicator	\$71.43
M03	D-Rings 3" Weld-On	\$21.43/ea.
M04	D-Rings 4" Weld-On	\$28.57/ea.
M06	D-Rings 4" Recessed 360 Rotational Bolt On	\$57.14/ea.
M33	3" Removable D-Rings	\$41.43/ea.
M44	4" Removable D-Rings	\$48.57/ea.
MF1	Mud Flaps	Standard
N01	Raised Neck & Coupler 6"	\$150.00
N02	Raised Neck & Coupler 12"	\$221.43
R08	8 - 18" In Floor Roller	\$3,142.85
R10	10 - 18" In Floor Roller	\$3,928.57
R12	12 - 18" In Floor Roller	\$4,714.29
R14	14 - 18" In Floor Roller	\$5,500.00
SS0	1 - Side Step	Standard
SS1	2 - Side Steps	\$35.71
SM1	1 - MAX-STEP (12")	\$35.71

## OTHER OPTIONS

Code	Description	MSRP
SM2	2 - MAX-STEP (12")	\$107.14
SP1	4 - Additional Stake Pockets	\$28.57
SP8	8 - Additional Stake Pockets	\$57.14
T01	Front Tool Box (Full Width)	Standard
T03	48" (LH) Side Mount Tool Box	\$321.43
T04	48" (RH) Side Mount Tool Box	\$321.43
U01	Under Frame Bridge	Standard
U02	Pipe Bridge	\$11.43/FT
V06	Scissor Hoist w/Gas Power Hyd Sys	\$2,571.43
W01	Winch Plate (8" Channel w/roller)	\$135.71
W02	1/2" Winch Plate w/roller	\$185.71
W15	12,000 lb. Winch Package (1/2" Plate)	\$1,421.43
W18	17,500 lb. Winch Package (1/2" Plate)	\$1,428.57
W20	9,500 lb Winch Package (1/2" Plate)	\$857.14
WS1	Wheel Simulators	\$571.43
Z01	Ratchets (Weld-On)	\$35.71/ea.
Z02	Ratchets Adjustable w/Track	\$35.71/ea
Z03	Ratchet Track Only (weld-on)	\$14.29/ft.



## GE | 10" I-Beam Frame GN Equipment Tilt | 14,000 Lb GVWR

MODEL#	DESCRIPTION	WEIGHT (lbs)	MSRP
GE0222072	102" X 22' Gooseneck Equipment Tilt Deck	5940	\$9,264.29
GE0224072	102" X 24' Gooseneck Equipment Tilt Deck	6159	\$9,442.85
GE0226072	102" X 26' Gooseneck Equipment Tilt Deck	6518	\$9,600.00
GE0228072	102" X 28' Gooseneck Equipment Tilt Deck	6877	\$10,071.43
GE0230072	102" X 30' Gooseneck Equipment Tilt Deck	7236	\$10,235.71
GE0232072	102" X 32' Gooseneck Equipment Tilt Deck	7595	\$10,400.00

**GE0222072**

PRODUCT TYPE	PRODUCT WIDTH	PRODUCT LENGTH	GAWR AXLE	# OF AXLES	AXLE TYPE
--------------	---------------	----------------	-----------	------------	-----------

### STANDARD SPECIFICATIONS

- 14,000 lb GVWR
- 7,000 lb GAWR (ea. axle)
- 2-5/16" Adjustable Coupler Round GN
- 2 - Safety Chains (5/16" Grd. 70)
- 2 - 10,000 lb Drop-Leg Jack
- 2 - 7,000 lb Dexter 2 Elec/Spring Axles
- 16" 8-Hole Wheels
- ST235/80 R16 LRE Tires w/Spare
- Multi-Leaf Spring Suspension
- 10" I-Beam Neck
- 10" I-Beam Frame
- 8" I-Beam Deck Frame
- 3" Channel 16" OC Crossmembers
- Full Width Front Tool Box
- Treated Pine Wood Flooring
- Double Acting Power Hydraulic Unit
- 5" x 15.75 x 2" Cylinder
- Scissor Hoist
- LED D.O.T. Stop, Tail, & Clearance Lights
- 16 Ga. 5-Way Double-Insulated Harness w/Cold Weather 7-way Plug/Cord
- Mechanical and/or Chemical Pretreatment for Maximum Paint Adhesion
- Black - Sherwin-Williams Powdura OneCure, Primer w/Polyester TGIC Gloss Powder Topcoat

\*\*\*Minimum Tilt Deck Length is 26Ft\*\*\*

### AXLE OPTIONS

Code	Description	MSRP
HS2	2 - 7,000 Lb Dexter 2 Hyd Drum/Spring	\$1,300.00
DS2	2 - 7,000 Lb Dexter 2 Hyd Disc/Spring	\$1,864.29
ETB	2 - 7,000 Lb Dexter 2 Elec/Torsion (DOWN) FSA	\$564.29
HT2	2 - 7,000 Lb Dexter 2 Hyd Drum/Tors (DOWN)	\$1,692.86
HT2	2 - 7,000 Lb Dexter 2 Hyd. Discs/Torsion (DOWN)	\$2,242.86
ESC	3 - 7,000 Lb Dexter 3 Elec/Spring FSA	\$1,142.86
HS3	3 - 7,000 Lb Dexter 3 Hyd Drum/Spring	\$2,671.43
DS3	3 - 7,000 Lb Dexter 3 Hyd Disc/Spring	\$3,235.71
ESB	2 - 8,000 Lb Dexter 2 Elec/Spring FSA	\$2,850.00
ETB	2 - 8,000 Lb Dexter 2 Elec/Torsion (DOWN) FSA	\$3,242.86
DS2	2 - 8,000 Lb Dexter 2 Hyd Disc/Spring	\$4,150.00
HT2	2 - 8,000 Lb Dexter 2 Hyd Drum/Tors (DOWN)	\$4,542.86

### COLOR OPTIONS

Code	Description	MSRP
CB2	Black W/Primer	\$0.00
CBM	Metallic Black W/Primer	\$178.57
CG3	Gray W/Primer	\$107.14
CW4	White W/Primer	\$357.14
CR5	Red W/Primer	\$107.14
CB6	Blue W/Primer	\$107.14
CG7	Green W/Primer	\$107.14
CY8	Yellow W/Primer	\$107.14
CO9	Orange W/Primer	\$107.14
CA1	OD Army Green W/Primer	\$107.14
CT2	Coyote Tan W/Primer	\$107.14
CP0	Pink W/Primer	\$107.14
CNG	Neon Green W/Primer	\$107.14
CS1	Silver W/Primer	\$107.14
CAM	Aggie Maroon W/Primer	\$107.14
WM1	Western Metallic W/Primer	\$107.14
CP1	Purple W/Primer	\$178.57



# Options (GE) | 10" I-Beam Frame | GN Equipment Tilt

## COUPLER OPTIONS

Code	Description	MSRP
C14	GN Coupler 2-5/16" Adjustable Sq.	Standard
C15	GN Coupler 2-5/16" Adjustable Sq.	\$64.29

## OTHER OPTIONS

Code	Description	MSRP
A05	ST235/80 R16 LRE	Standard
A06	ST235/85 R16 LRG	\$107.14/ea.
A14	ST235/85 R16 LRG w/Chrome Wheels	\$242.86/ea.
A15	ST215/75 R17.5 (Single) (8k Axle)	\$221.43/ea.
A16	ST235/80 R16 LRE w/Alum Wheels	\$185.71/ea.
A17	ST235/85 R16 LRG w/Alum Wheels	\$285.71/ea.
A20	ST235/80 R16 LRE w/Chrome Wheels	\$135.71/ea.
A22	ST215/75 R17.5 (Single) (8k Ax) Alum	\$292.86/ea.
DO1	DeckOverNeck 102"x96"	\$700.00
DO2	DeckOverNeck 102"x96" w/45° Corners	\$914.29
E02	Treated Pine Floor	Standard
E03	Steel Floor DP	\$27.14/FT
E05	Rough Oak Floor	\$22.86/FT
E07	Douglas Fir Wood Floor	\$11.43/FT
E09	Blackwood Lumber (Classic)	\$28.57/FT
EL1	Wet Bolt Kit Equalizer Lube	\$35.71
I01	16" OC Crossmembers	Standard
I02	12" OC Crossmembers	\$15.71
J05	2 - 10,000 Lb Drop Leg Jacks	Standard
J06	2 - 25,000 Lb Drop-Leg 2-Speed	\$564.29
J07	2 - 10K Hyd. Jacks w/Solar Charger	\$1,421.43
J08	2 - 10,000 Lb Elec. Drop Leg Jacks	\$1,135.71
K00	Full Tilt Deck	Standard
K02	2' Stationary Deck Over Tilt	\$142.86
K04	4' Stationary Deck Over Tilt	\$142.86
K06	6' Stationary Deck Over Tilt	\$142.86
K08	8' Stationary Deck Over Tilt	\$142.86
K10	10' Stationary Deck Over Tilt	\$142.86
L04	Bolt-On Headache Light Bar	\$350.00
L07	7-way RV w/Cold Weather Harness	Standard
L08	Lighting LED (Back Up) w/Cold Weather Harness	\$135.71
L10	LED Single Row Light Bar	\$257.14
L11	LED Dual Row Light Bar	\$357.14
SC1	Solar Panel Charger	\$142.86
BC1	Standard Battery Wall Charger	Standard
BC2	Rapid Battery Wall Charger (8 Amp)	\$71.43
BC3	20 Amp In-Line 12v Charger	\$421.43
BT1	Extra Battery	\$142.86
RC1	Wireless Remote Control (KTI Unit)	\$178.57
RC4	Wireless Remote Control (4-Button)	\$285.71
RC5	Remote Switch w/Voltage Indicator	\$71.43
M03	4 - D-Rings 3" Weld-On	\$21.43/ea.
M04	D-Rings 4" Weld-On	\$28.57/ea.
M06	D-Rings 4" Recessed 360 Rotational Bolt On	\$57.14/ea.
M33	3" Removable D-Rings	\$41.43/ea.
M44	4" Removable D-Rings	\$48.57/ea.
MF1	Mud Flaps	\$71.43
N01	Raised Neck & Coupler 6"	\$150.00
N02	Raised Neck & Coupler 12"	\$221.43
R08	8 - 18" In Floor Roller	\$3,142.86
R10	10 - 18" In Floor Roller	\$3,928.57
R12	12 - 18" In Floor Roller	\$4,714.29
R14	14 - 18" In Floor Roller	\$5,500.00
SS0	1 - Side Step	Standard
SS1	2 - Side Steps	\$35.71

## OTHER OPTIONS

Code	Description	MSRP
SM1	1 - MAX-STEP (12")	\$35.71
SM2	2 - MAX-STEP (12")	\$107.14
SP1	4 - Additional Stake Pockets	\$28.57
SP8	8 - Additional Stake Pockets	\$57.14
T01	Front Tool Box (Full Width)	Standard
T03	48" (LH) Side Mount Tool Box	\$321.43
T04	48" (RH) Side Mount Tool Box	\$321.43
U01	Under Frame Bridge	\$7,14/FT
W01	Winch Plate (8" Channel w/roller)	\$135.71
W02	1/2" Winch Plate w/roller	\$185.71
W15	12,000 lb. Winch Package w/1/2" Plate	\$1,421.43
W18	17,500 lb. Winch Package w/1/2" Plate	\$1,428.57
W20	9,500 lb Winch Package w/1/2" Plate	\$857.14
WS1	Wheel Simulators	\$571.42
Z01	Ratchets (Weld-On)	\$35.71/ea.
Z02	Ratchets Adjustable w/Track	\$35.71/ea.
Z03	Ratchet Track Only (weld-on)	\$14.29/ft.



## PT | 12" I-Beam Frame HD Pintle Equipment Tilt | 22,000 Lb GVWR

MODEL#	DESCRIPTION	WEIGHT	MSRP
PT0226102	102" X 26' Heavy Equipment Pintle Hook Tilt Deck	8141	\$15,592.86
PT0228102	102" X 28' Heavy Equipment Pintle Hook Tilt Deck	8461	\$15,886.71
PT0230102	102" X 30' Heavy Equipment Pintle Hook Tilt Deck	8751	\$16,178.57
PT0232102	102" X 32' Heavy Equipment Pintle Hook Tilt Deck	9099	\$16,464.29
PT0234102	102" X 34' Heavy Equipment Pintle Hook Tilt Deck	9414	\$16,757.14
PT0236102	102" X 36' Heavy Equipment Pintle Hook Tilt Deck	9765	\$17,185.71
PT0238102	102" X 38' Heavy Equipment Pintle Hook Tilt Deck	10058	\$17,478.57
PT0240102	102" X 40' Heavy Equipment Pintle Hook Tilt Deck	11017	\$17,778.57

### PT0226102

PRODUCT TYPE	PRODUCT WIDTH	PRODUCT LENGTH	GAWR AXLE	# OF AXLES	AXLE TYPE

### STANDARD SPECIFICATIONS

- 22,000 lb GVWR
- 10,000 lb GAWR (ea. axle)
- 3" Bolt On Adjustable Pintle Eye
- 2 - Safety Chains (3/8" Grd. 70)
- 2 - 10,000 lb Drop-Leg Jack
- 2 - 10,000 lb Dexter 2 Elec/Spring Axles
- 16" 8-Hole Wheels
- ST235/80 R16 LRE Tires w/Spares
- Heavy Duty Spring Suspension
- 12" I-Beam Neck
- 12" I-Beam Frame
- 10" I-Beam Deck Frame
- 3" Channel 16" OC Crossmembers
- Side Mount Tool Box (LH Side)
- Double Acting Power Hydraulic Unit
- Treated Pine Wood Flooring
- 6" x 29" x 2-3/4" Cylinder
- Weld-On Diamond Plate Fenders
- Scissor Hoist
- Full Width Front Tool Box
- LED D.O.T. Stop, Tail, & Clearance Lights
- 16 Ga. 5-Way Double-Insulated Harness w/Cold Weather 7-way Plug/Cord
- Mechanical and/or Chemical Pretreatment for Maximum Paint Adhesion
- Black - Sherwin-Williams Powdura OneCure, Primer w/Polyester TGIC Gloss Powder Topcoat

\*\*\*Minimum Tilt Deck Length is 26FT\*\*\*  
\*\*\*U01 Standard on 36FT+ Length GT's\*\*\*

### COUPLER OPTIONS

Code	Description	MSRP
C09	Coupler 2-5/16" Adjustable Flat Mount	\$178.57
C12	3" Pintle Ring Adj Plate Mount	Standard

### AXLE OPTIONS

Code	Description	MSRP
HS2	2 - 10000 Lb Dexter 2 Hyd Disc/Spring Std Sprd	\$2,885.71
ET2	2 - 10000 Lb Dexter 2 Elec/Tors (LEVEL)	\$3,014.29
HT2	2 - 10000 Lb Dexter 2 Hyd Drum/Tors (LEVEL)	\$3,985.71
ES2	2 - 12000 Lb Dexter 2 Elec/Spring	\$1,635.71
DS2	2 - 12000 Lb Axles 2 Hyd Disc/Spring	\$3,400.00
DT2	2 - 10,000 Lb Dexter 2 Hyd Disc/Tors (Level)	\$1,650.00

### COLOR OPTIONS

Code	Description	MSRP
CB2	Black W/Primer	\$0.00
CBM	Metallic Black W/Primer	\$178.57
CG3	Gray W/Primer	\$107.14
CW4	White W/Primer	\$357.14
CR5	Red W/Primer	\$107.14
CB6	Blue W/Primer	\$107.14
CG7	Green W/Primer	\$107.14
CY8	Yellow W/Primer	\$107.14
CO9	Orange W/Primer	\$107.14
CA1	OD Army Green W/Primer	\$107.14
CT2	Coyote Tan W/Primer	\$107.14
CP0	Pink W/Primer	\$107.14
CNG	Neon Green W/Primer	\$107.14
CS1	Silver W/Primer	\$107.14
CAM	Aggie Maroon W/Primer	\$107.14
WM1	Western Metallic W/Primer	\$107.14
CP1	Purple W/Primer	\$178.57

# Options (PT) | 12" I-Beam Frame | HD Pintle Equipment Tilt

## OTHER OPTIONS

Code	Description	MSRP
A05	ST235/80 R16 LRE	Standard
A06	ST235/85 R16 LRG	\$107.14/ea.
A15	215/75 R17.5 (Singles)	\$221.43/ea.
A21	ST 215/75 R17.5 (Duals)	\$214.29/ea.
B07	I-Beam Frame 12" 22lb	\$7.14/FT
E02	Treated Pine Floor	Standard
E03	Steel Floor DP	\$27.14/FT
E05	Rough Oak Floor	\$22.86/FT
E07	Douglas Fir Wood Floor	\$11.43/FT
E09	Blackwood Lumber (Classic)	\$28.57/FT
I01	16" OC Crossmembers	Standard
I02	12" OC Crossmembers	\$15.71
J05	2 - 10,000 Lb Drop Leg Jacks	Standard
J06	2 - 25,000 Lb Drop-Leg 2-Speed	\$564.29
J07	2-10K Hyd. Jacks w/Solar Charger	\$1,421.43
J08	2 - 10,000 Lb Elec. Drop Leg Jacks	\$1,135.71
K00	Full Tilt Deck	Standard
K04	4' Stationary Deck Over Tilt	\$142.86
K06	6' Stationary Deck Over Tilt	\$142.86
K08	8' Stationary Deck Over Tilt	\$142.86
K10	10' Stationary Deck Over Tilt	\$142.86
K12	12' Stationary Deck Over Tilt	\$214.29
K14	14' Stationary Deck Over Tilt	\$214.29
K16	16' Stationary Deck Over Tilt	\$214.29
K18	18' Stationary Deck Over Tilt	\$214.29
L04	Bolt-On Headache Light Bar	\$350.00
L07	7-way RV w/Cold Weather Harness	Standard
L08	Lighting, LED Backup Weather Harness	\$135.71
L10	LED Single Row Light Bar	\$257.14
L11	LED Dual Row Light Bar	\$357.14
BT1	Extra Battery	\$142.86
RC1	Wireless Remote Control (KT1 Unit)	\$178.57
RC4	Wireless Remote Control (4-Button)	\$285.71
RC5	Remote Switch w/Voltage Indicator	\$71.43
SC1	Solar Panel Charger	\$142.86
BC1	Standard Battery Wall Charger	Standard
BC2	Rapid Battery Wall Charger (8 Amp)	\$71.43
BC3	20 Amp In-Line 12v Charger	\$421.43
M03	4 - D-Rings 3" Weld-On	Standard
M04	D-Rings 4" Weld-On	\$28.57/ea.
M06	D-Rings 4" Recessed 360 Rotational Bolt On	\$57.14/ea.
M33	3" Removable D-Rings	\$41.42/ea.
M44	4" Removable D-Rings	\$48.57/ea.
MF1	Mud Flaps	\$71.43
R08	8 - 18" In Floor Roller	\$3,142.86
R10	10 - 18" In Floor Roller	\$3,928.57
R12	12 - 18" In Floor Roller	\$4,714.29
R14	14 - 18" In Floor Roller	\$5,500.00
SS0	1 - Side Step	Standard
SS1	2 - Side Steps	\$35.71
SM1	1 - MAX-STEP (12")	\$35.71
SM2	2 - MAX-STEP (12")	\$107.14
SP1	4 - Additional Stake Pockets	\$28.57
SP8	8 - Additional Stake Pockets	\$57.14
T00	Tool Tray	Standard
T02	Front Mount Tool Box w/Gas Shocks	\$171.43
T03	48" (LH) Side Mount Tool Box	\$321.43
T04	48" (RH) Side Mount Tool Box	\$321.43
TM1	Spare Tire Mount	\$42.86
U01	Under Frame Bridge	\$7.14/FT
U02	Pipe Bridge	\$11.43/FT

## OTHER OPTIONS

Code	Description	MSRP
W01	Winch Plate (8" Channel w/roller)	\$135.71
W02	1/2" Winch Plate w/roller	\$185.71
W15	12,000 lb. Winch Package w/1/2" Plate	\$1,421.43
W18	17,500 lb. Winch Package w/1/2" Plate	\$1,429.57
W20	9,500 lb Winch Package w/1/2" Plate	\$857.14
WS1	Wheel Simulators	\$571.43
Z01	Ratchets (Weld-On)	\$35.71/ea.
Z02	Ratchets Adjustable w/Track	\$35.71/ea.
Z03	Ratchet Track Only (weld-on)	\$14.29/ft.



## PE | 10" I-Beam Frame Pintle Equipment Tilt | 14,000 Lb GVWR

MODEL#	DESCRIPTION	WEIGHT (lbs)	MSRP
PE0222072	102" X 22' Pintle Hook Equipment Tilt Deck	5353	\$8,214.29
PE0224072	102" X 24' Pintle Hook Equipment Tilt Deck	5774	\$8,400.00
PE0226072	102" X 26' Pintle Hook Equipment Tilt Deck	6183	\$8,557.14
PE0228072	102" X 28' Gooseneck Equipment Tilt Deck	6592	\$9,028.57
PE0230072	102" X 30' Gooseneck Equipment Tilt Deck	7001	\$9,192.86

PE0222072

PRODUCT TYPE	PRODUCT WIDTH	PRODUCT LENGTH	GAWR AXLE	# OF AXLES	AXLE TYPE
--------------	---------------	----------------	-----------	------------	-----------

### STANDARD SPECIFICATIONS

- 14,000 lb GVWR
- 7,000 lb GAWR (ea. axle)
- 2-5/16" Adjustable Coupler
- 2 - Safety Chains (5/16" Grd. 70)
- 2 - 10,000 lb Drop-Leg Jack
- 2 - 7,000 lb Dexter 2 Elec/Spring FSA Axles
- 16" 8-Hole Wheels
- ST235/80 R16 LRE Tires w/Spare
- Multi-Leaf Spring Suspension
- 10" I-Beam Neck
- 10" I-Beam Frame
- 6" I-Beam Deck Frame
- 3" Channel 16" OC Crossmembers
- Side Mount Tool Box (LH Side)
- Double Acting Power Hydraulic Unit
- Treated Pine Wood Flooring
- 5" x 15.75 x 2" Cylinder
- Weld-On Diamond Plate Fenders
- Scissor Hoist
- Full Width Front Tool Box
- LED D.O.T. Stop, Tail, & Clearance Lights
- 16 Ga. 5-Way Double-Insulated Harness w/Cold Weather 7-way Plug/Cord
- Mechanical and/or Chemical Pretreatment for Maximum Paint Adhesion
- Black - Sherwin-Williams Powdura OneCure, Primer w/Polyester TGIC Gloss Powder Topcoat

\*\*\*Minimum Tilt Deck Length is 22Ft\*\*\*

### AXLE OPTIONS

Code	Description	MSRP
HS2	2 - 7,000 Lb Dexter 2 Hyd Drum/Spring	\$1,300.00
DS2	2 - 7,000 Lb Dexter 2 Hyd Disc/Spring	\$1,864.29
ETB	2 - 7,000 Lb Dexter 2 Elec/Tors (DOWN) FSA	\$564.29
HT2	2 - 7,000 Lb Dexter 2 Hyd Drum/Tors (DOWN)	\$1,692.86
HT2	2 - 7,000 Lb Dexter 2 Hyd. Discs/Tors (DOWN)	\$2,242.86
ESC	3 - 7,000 Lb Dexter 3 Elec/Spring FSA	\$1,357.14
HS3	3 - 7,000 Lb Dexter 3 Hyd Drum/Spring	\$2,671.42
DS3	3 - 7,000 Lb Dexter 3 Hyd Disc/Spring	\$3,235.71
ESB	2 - 8,000 Lb Dexter 2 Elec/Spring FSA	\$2,850.00
ETB	2 - 8,000 Lb Dexter 2 Elec/Tors FSA (DOWN)	\$3,242.86
DS2	2 - 8,000 Lb Dexter 2 Hyd Disc/Spring	\$4,150.00
HT2	2 - 8,000 Lb Dexter 2 Hyd Drum/Tors (DOWN)	\$4,542.86

### COLOR OPTIONS

Code	Description	MSRP
CB2	Black W/Primer	\$0.00
CBM	Metallic Black W/Primer	\$178.57
CG3	Gray W/Primer	\$107.14
CW4	White W/Primer	\$357.14
CR5	Red W/Primer	\$107.14
CB6	Blue W/Primer	\$107.14
CG7	Green W/Primer	\$107.14
CY8	Yellow W/Primer	\$107.14
CO9	Orange W/Primer	\$107.14
CA1	OD Army Green W/Primer	\$107.14
CT2	Coyote Tan W/Primer	\$107.14
CP0	Pink W/Primer	\$107.14
CNG	Neon Green W/Primer	\$107.14
CS1	Silver W/Primer	\$107.14
CAM	Aggie Maroon W/Primer	\$107.14
WM1	Western Metallic W/Primer	\$107.14
CP1	Purple W/Primer	\$178.57

# Options (PE) | 10" I-Beam Frame | Pintle Equipment Tilt

## COUPLER OPTIONS


Code	Description	MSRP
C09	Coupler 2-5/16" Adjustable Flat Mount	\$264.29
C10	Coupler 2-5/16" Adjustable 6 Hole	Standard
C22	Pintle Ring 3" Adjustable 6 Hole	\$0.00
C12	Pintle Ring 3" Adjustable Plate Mount	\$107.14

## OTHER OPTIONS

Code	Description	MSRP
A05	ST235/80 R16 LRE	\$57.14/ea.
A06	ST235/85 R16 LRG	\$107.14/ea.
A14	ST235/85 R16 LRG w/Chrome Wheels	\$242.86/ea.
A15	215/75 R17.5 (SingleS) (8k Axles)	\$221.43/ea.
A16	ST235/80 R16 LRE w/Alum Wheels	\$185.71/ea.
A17	ST235/85 R16 LRG w/Alum Wheels	\$285.71/ea.
A20	ST235/80 R16 LRE w/Chrome Wheels	\$135.71/ea.
A22	215/75 R17.5 (Singles) w/Alum Whls	\$292.86/ea.
CR1	Locking Chain Rack (w/stationary deck)	\$107.14
CR3	Locking Chain Rack (Split)	\$107.14
E02	Treated Pine Floor	Standard
E03	Steel Floor DP	\$27.14/FT
E05	Rough Oak Floor	\$22.86/FT
E07	Douglas Fir Wood Floor	\$11.43/FT
E09	Blackwood Lumber (Classic)	\$28.57/FT
EL1	Wet Bolt Kit Equalizer Lube	\$35.71
F05	Steel Diamond Plate Fenders (weld-on)	Standard
I01	16" OC Crossmembers	Standard
I02	12" OC Crossmembers	\$15.71
J05	2 - 10,000 Lb Drop Leg Jacks	Standard
J06	2 - 25,000 Lb Drop-Leg 2-Speed	\$564.29
J07	2-10K Hyd. Jacks w/Solar Charger	\$1,421.43
J08	2 - 10,000 Lb Elec. Drop Leg Jacks	\$1,135.71
K00	Full Tilt Deck (16' only)	\$821.43
K02	2' Stationary Deck Tilt	\$142.86
K04	4' Stationary Deck Tilt	\$142.86
K06	6' Stationary Deck Tilt	\$142.86
K08	8' Stationary Deck Tilt	\$142.86
L04	Bolt-On Headache Light Bar	\$350.00
L07	7-way RV w/Cold Weather Harness	Standard
L08	Lighting LED (Back Up) w/Cold Weather Harness	\$135.71
BT1	Extra Battery	\$142.86
RC1	DA Wireless Remote Hyd. Remote	\$178.57
RC4	Wireless Remote Control (4-Button)	\$285.71
RC5	Remote Switch w/Voltage Indicator	\$71.43
SC1	Solar Panel Charger	\$142.86
BC1	Standard Battery Wall Charger	Standard
BC2	Rapid Battery Wall Charger (8 Amp)	\$71.43
BC3	20 Amp In-Line 12v Charger	\$421.43
M03	4 - D-Rings 3" Weld-On	\$21.43/ea.
M04	D-Rings 4" Weld-On	\$28.57/ea.
M06	D-Rings 4" Recessed 360 Rotational Bolt On	\$57.14/ea.
M33	3" Removable D-Rings	\$41.43/ea.
M44	4" Removable D-Rings	\$48/.57/ea.
MF1	Mud Flaps	\$71.43
SS0	1 - Side Step	Standard
SS1	2 - Side Steps	\$35.71
SM1	1 - MAX-STEP (12")	\$35.71
SM2	2 - MAX-STEP (12")	\$107.14
SP1	4 - Additional Stake Pockets	\$28.57
SP8	8 - Additional Stake Pockets	\$57.14
ST1	Tongue Mount Tool Box	\$171.43
T02	Front Mount Tool Box w/Gas Shocks	\$171.43

## OTHER OPTIONS

Code	Description	DealerCost
T03	48" (LH) Side Mount Tool Box	\$321.43
T04	48" (RH) Side Mount Tool Box	\$321.43
U01	Under Frame Bridge	\$7.14/FT
W01	Winch Plate (8" Channel w/roller )	\$135.71
W02	1/2" Winch Plate w/roller	\$185.71
W15	12,000 lb. Winch Package w/1/2" Plate	\$1,421.43
W18	17,500 lb. Winch Package w/1/2" Plate	\$2,142..86
Z01	Ratchets (Weld-On)	\$35.71/ea.
Z02	Ratchets Adjustable w/Track	\$35.71/ea.
Z03	Ratchet Track Only (weld-on)	\$14.29/ft.



## GN | 8" I-Beam Frame Gooseneck Tilt-N-Go | 14,000 Lb GVWR

MODEL#	DESCRIPTION	WEIGHT	MSRP
GN8318072	83" X 18' GN Tilt-N-Go (16' Deck 2' Stationary Deck)	4,640	\$7,278.57
GN8320072	83" X 20' GN Tilt-N-Go (16' Deck 4' Stationary Deck)	4,740	\$7,478.57
GN8322072	83" X 22' GN Tilt-N-Go (16' Deck 6' Stationary Deck)	4,950	\$7,671.43
GN8324072	83" X 24' GN Tilt-N-Go (16' Deck 8' Stationary Deck)	5,200	\$8,207.14
GN8326072	83" X 26' GN Tilt-N-Go (16' Deck 10' Strny Deck)	5,400	\$8,7420.86

**G G 8 3 1 8 0 7 2**

PRODUCT TYPE	PRODUCT WIDTH	PRODUCT LENGTH	GAWR AXLE	# OF AXLES	AXLE TYPE
--------------	---------------	----------------	-----------	------------	-----------

### STANDARD SPECIFICATIONS

- 14,000 lb GVWR
- 7,000 lb GAWR (ea. axle)
- 2-5/16" Adjustable GN Round Coupler
- 2 - Safety Chains (5/16" Grd. 70)
- 1 - 10,000 lb Drop-Leg Jack
- 2 - 7,000 lb Dexter 2 Elec/Torsion (Up) Axles
- 16" 8-Hole Wheels
- ST235/80 R16 LRE Tires
- Torsion Axle Suspension
- 10" I-Beam Neck
- 8" I-Beam Frame
- 3" Channel 16" OC Crossmembers
- 2' Stationary Deck
- Treated Pine Wood Flooring
- 3" x 10" Cylinder w/1.25" Shaft
- Weld-On Diamond Plate Fenders
- 4 - 3" Standard D-Rings
- Full Width Front Tool Box
- LED D.O.T. Stop, Tail, & Clearance Lights
- 16 Ga. 5-Way Double-Insulated Harness w/Cold Weather 7-way Plug/Cord
- Mechanical and/or Chemical Pretreatment for Maximum Paint Adhesion
- Black - Sherwin-Williams Powdura OneCure, Primer w/Polyester TGIC Gloss Powder Topcoat

### COUPLER OPTIONS

Code	Description	MSRP
C14	GN Coupler 25K 2-5/16" Adjustable Sq.	Standard
C15	GN Coupler 25K 2-5/16" Adjustable Sq.	\$64.29
C50	King Pin 5th-Wheel Adapter Adjst Rd.	\$157.14
C51	King Pin 5th-Wheel Adapter Adjst Sq.	\$157.14

### AXLE OPTIONS

Code	Description	MSRP
ETB	2 - 7,000 Lb Dexter 2 Elec/Tors (UP) FSA	Standard
DT2	2 - 7000 Lb Dexter 2 Hyd Disc/Tors (UP)	\$1,778.57
HT2	2 - 7000 Lb Dexter 2 Hyd Drum/Tors (UP)	\$1,400.00
ETC	3 - 7000 Lb Dexter 3 Elec/Tors (UP) FSA	\$1,142.85
HT3	3 - 7000 Lb Dexter 3 Hyd/Tors (UP)	\$3,664.29

### COLOR OPTIONS

Code	Description	MSRP
CB2	Black W/Primer	\$0.00
CBM	Metallic Black W/Primer	\$178.57
CG3	Gray W/Primer	\$107.14
CW4	White W/Primer	\$357.14
CR5	Red W/Primer	\$107.14
CB6	Blue W/Primer	\$107.14
CG7	Green W/Primer	\$107.14
CY8	Yellow W/Primer	\$107.14
CO9	Orange W/Primer	\$107.14
CA1	OD Army Green W/Primer	\$107.14
CT2	Coyote Tan W/Primer	\$107.14
CP0	Pink W/Primer	\$107.14
CNG	Neon Green W/Primer	\$107.14
CS1	Silver W/Primer	\$107.14
CAM	Aggie Maroon W/Primer	\$107.14
WM1	Western Metallic W/Primer	\$107.14
CP1	Purple W/Primer	\$178.57

## Options (GN) | 8" I-Beam Frame | Gooseneck Tilt-N-Go

### OTHER OPTIONS

Code	Description	MSRP
A05	ST235/80 R16 LRE	Standard
A06	ST235/85 R16 LRG	\$107.14/ea.
A20	ST235/80 R16 LRE w/Chrome Wheels	\$135.71/ea.
A14	ST235/85 R16 LRG w/Chrome Wheels	\$242.86/ea.
A16	ST235/80 R16 LRE w/Aluminum Whls	\$185.71/ea.
A17	ST235/85 R16 LRG w/Aluminum Whls	\$285.71/ea.
CR1	Locking Chain Rack (w/stationary deck)	\$107.14
CR3	Locking Chain Rack (Split)	\$107.14
DO1	Deck Over Neck 102" X 96"	\$750.00
DO2	Deck Over Neck 45° Corner 102" X 96"	\$914.29
E02	Treated Pine Floor	Standard
E03	Steel Floor DP	\$27.14/FT
E05	Rough Oak Floor	\$22.86/FT
E07	Douglas Fir Wood Floor	\$11.43/FT
E09	Blackwood Lumber (Classic)	\$28.57/FT
F05	Steel Diamond Plate Fenders (weld-on)	Standard
F06	Steel DP Fenders (removable)	\$64.29
F09	Heavy Duty 10" Fenders (weld-on)	\$171.43
FH1	Fork Holders	\$250.00
I01	16" OC Crossmembers	Standard
I02	12" OC Crossmembers	\$15.71
J04	1 - 10,000 Lb Drop Leg Jack	Standard
J05	2 - 10,000 Lb Drop Leg Jacks	\$221.43
J06	2 - 25,000 Lb Drop-Leg 2-Speed	\$564.29
J11	1-10K Hyd. Jack w/Solar Charger	\$1,621.43
J07	2-10K Hyd. Jacks w/Solar Charger	\$1,764.29
K00	Full Tilt Deck (16' only) (Power)	\$821.43
K02	2' Stationary Deck Tilt (18' +) (Power)	\$821.43
K04	4' Stationary Deck Tilt (20' +) (Power)	\$821.43
K06	6' Stationary Deck Tilt (22' +) (Power)	\$821.43
K08	8' Stationary Deck Tilt (24' +) (Power)	\$821.43
L04	Bolt-On Headache Light Bar	\$350.00
L07	7-way RV w/Cold Weather Harness	Standard
L08	Lighting LED (Back Up) w/Cold Weather Harness	\$135.71
L10	LED Single Row Light Bar	\$257.14
L11	LED Dual Row Light Bar	\$357.14
M03	Additional D-Rings, 3" Weld-On	\$21.43/ea.
M04	D-Rings 4" Weld-On	\$28.57/ea.
M06	D-Rings 4" Recessed 360 Rotational Bolt On	\$57.14/ea.
M33	3" Removable D-Rings	\$41.43/ea.
M44	4" Removable D-Rings	\$48.57/ea.
MF1	Mud Flaps	\$71.43
N01	Raised Neck & Coupler 6"	\$150.00
N02	Raised Neck & Coupler 12"	\$221.43
RB1	Running Boards	\$7,.14/FT
RR1	2" Rub Rail	\$7.14/FT
SP1	4 - Additional Stake Pockets	\$28.57
SP8	8 - Additional Stake Pockets	\$57.14
T01	Front Tool Box w/Gas Shock	Standard
T12	Top Riser Toolbox	\$464.29
TM1	Spare Tire Mount	\$42.85
TM2	Removable Spare Tire Mount	\$57.14
Tm3	Spare Tire Mount (Fold-Down)	\$100.00
W01	Winch Plate (8" Channel w/roller)	\$71.43
W02	1/2" Winch Plate w/roller	\$185.71
W15	12,000 lb. Winch Package w/1/2" Plate	\$1,421.43
W18	17,500 lb. Winch Package w/1/2" Plate	\$2,142.85



## GN | 8" I-Beam Frame Gooseneck Tilt-N-Go | 9,990 Lb GVWR

MODEL#	DESCRIPTION	WEIGHT (lbs)	MSRP
GN8318052	83" X 18' GN Tilt-N-Go (16' Deck 2' Stationary Deck)	N/A	\$6,664.29
GN8320052	83" X 20' GN Tilt-N-Go (16' Deck 4' Stationary Deck)	N/A	\$6,864.29
GN8322052	83" X 22' GN Tilt-N-Go (16' Deck 6' Stationary Deck)	N/A	\$7,057.14
GN8324052	83" X 24' GN Tilt-N-Go (16' Deck 8' Stationary Deck)	N/A	\$7,600.00

**G G 8 3 1 8 0 5 2**

PRODUCT TYPE	PRODUCT WIDTH	PRODUCT LENGTH	GAWR AXLE	# OF AXLES	AXLE TYPE
--------------	---------------	----------------	-----------	------------	-----------

### STANDARD SPECIFICATIONS

- 9,990 lb GVWR
- 5,200 lb GAWR (ea. axle)
- 2-5/16" Adjustable GN Round Coupler
- 2 - Safety Chains (5/16" Grd. 70)
- 1 - 10,000 lb Drop-Leg Jack
- 2 - 5,200 lb Dexter 2 Elec/Torsion (Up) Axles
- 15" 6-Hole Wheels
- ST225/75 R15 LRD Tires
- Torsion Axle Suspension
- 10" I-Beam Neck
- 8" I-Beam Frame
- 3" Channel 16" OC Crossmembers
- Treated Pine Wood Flooring
- 3" x 10" Cylinder w/1.25" Shaft
- Weld-On Diamond Plate Fenders
- 4 - 3" Standard D-Rings
- Full Width Front Tool Box
- LED D.O.T. Stop, Tail, & Clearance Lights
- 16 Ga. 5-Way Double-Insulated Harness w/Cold Weather 7-way Plug/Cord
- Mechanical and/or Chemical Pretreatment for Maximum Paint Adhesion
- Black - Sherwin-Williams Powdura OneCure, Primer w/Polyester TGIC Gloss Powder Topcoat

### COUPLER OPTIONS

Code	Description	MSRP
C14	GN Coupler 2-5/16" Adjustable Sq.	Standard
C15	GN Coupler 2-5/16" Adjustable Sq.	\$64.29
C50	King Pin 5ht-Wheel Adapter Adjst Rd.	\$157.14
C51	King Pin 5th-Wheel Adapter Adjst Sq.	\$157.14

### AXLE OPTIONS

Code	Description	MSRP
ETB	2 - 5,200 Lb Dexter 2 Elec/Tors (UP)	Standard
HT2	2 - 5,200 Lb Dexter 2 Hyd Drum/Tors	\$2,000.00

### COLOR OPTIONS

Code	Description	MSRP
CB2	Black W/Primer	\$0.00
CBM	Metallic Black W/Primer	\$178.57
CG3	Gray W/Primer	\$107.14
CW4	White W/Primer	\$357.14
CR5	Red W/Primer	\$107.14
CB6	Blue W/Primer	\$107.14
CG7	Green W/Primer	\$107.14
CY8	Yellow W/Primer	\$107.14
CO9	Orange W/Primer	\$107.14
CA1	OD Army Green W/Primer	\$107.14
CT2	Coyote Tan W/Primer	\$107.14
CP0	Pink W/Primer	\$107.14
CNG	Neon Green W/Primer	\$107.14
CS1	Silver W/Primer	\$107.14
CAM	Aggie Maroon W/Primer	\$107.14
WM1	Western Metallic W/Primer	\$107.14
CP1	Purple W/Primer	\$178.57



## Options (GN) | 8" I-Beam Frame | Gooseneck Tilt-N-Go

### OTHER OPTIONS

Code	Description	MSRP
A04	ST225/75 R15 LRD	Standard
A05	ST235/80 R16 LRE	\$57.14/ea.
A12	ST225/75 R15 LRD w/Chrome Wheels	\$107.14/ea.
A13	ST235/80 R16 LRE w/Chrome Wheels	\$164.29/ea.
A18	ST225/75 R15 LRD w/Alum Wheels	\$185.71/ea.
A19	ST235/80 R16 LRE w/Alum Wheels	\$135.71/ea.
A23	ST235/85R16 LRG	\$107.14/ea.
CR1	Locking Chain Rack (w/stationary deck)	\$107.14
DO1	Deck Over Neck 102" X 96"	\$750.00
DO2	Deck Over Neck 45° Corner 102" X 96"	\$914.29
E02	Treated Pine Floor	Standard
E03	Steel Floor DP	\$27.14/FT
E05	Rough Oak Floor	\$22.86/FT
E07	Douglas Fir Wood Floor	\$11.43/FT
E09	Blackwood Lumber (Classic)	\$28.57/FT
F05	Steel Diamond Plate Fenders (weld-on)	Standard
F06	Diamond Plate Fenders (removable)	\$64.29
F09	Heavy Duty 10" Fenders (weld-on)	\$171.43
I01	16" OC Crossmembers	Standard
I02	12" OC Crossmembers	\$15.71
J04	1 - 10,000 Lb Drop Leg Jack	Standard
J05	2 - 10,000 Lb Drop Leg Jacks	\$221.42
J11	1-10K Hyd. Jack w/Solar Charger	\$1,621.43
J07	2-10K Hyd. Jacks w/Solar Charger	\$1,764.29
K00	Full Tilt Deck (16' only) (Power)	\$821.43
K02	2' Stationary Deck Tilt (18' +) (Power)	\$821.43
K04	4' Stationary Deck Tilt (20' +) (Power)	\$821.43
K06	6' Stationary Deck Tilt (22' +) (Power)	\$821.43
K08	8' Stationary Deck Tilt (24' +) (Power)	\$821.43
L07	7-way RV w/Cold Weather Harness	Standard
L08	Lighting LED (Back Up) w/Cold Weather Harness	\$135.71
L10	LED Single Row Light Bar	\$257.14
L11	LED Dual Row Light Bar	\$357.14
SC1	Solar Panel Charger	\$142.86
BC1	Standard Battery Wall Charger	\$57.14
BC2	Rapid Battery Wall Charger	\$128.57
RC1	Wireless Remote Control (KTI Unit)	\$178.57
RC4	Wireless Remote Control (4-Button)	\$285.71
M03	Additional D-Rings, 3" Weld-On	\$21.43/ea.
M04	D-Rings 4" Weld-On	\$28.57/ea.
M06	D-Rings 4" Recessed 360 Rotational Bolt On	\$57.14/ea.
M33	3" Removable D-Rings	\$41.43/ea.
M44	4" Removable D-Rings	\$48.57/ea.
MF1	Mud Flaps	\$71.42
N00	Standard Deck	Standard
N01	Raised Neck & Coupler 6"	\$150.00
N02	Raised Neck & Coupler 12"	\$221.42
RB1	Running Boards	\$7.14/FT
RR1	2" Rub Rail	\$7.14/FT
SP1	4 - Additional Stake Pockets	\$28.57
SP8	8 - Additional Stake Pockets	\$57.14
T01	Front Tool Box w/Gas Shock	Standard
T12	Top Riser Toolbox	\$464.29
W01	Winch Plate (8" Channel w/roller)	\$71.43
W02	1/2" Winch Plate w/roller	\$185.71
W15	12,000 lb. Winch Package w/1/2" Plate	\$1,421.43
W18	17,500 lb. Winch Package w/1/2" Plate	\$2,142.86



## GG | 6" Channel Frame GN Gravity Tilt Deck | 14,000 Lb GVWR

MODEL#	DESCRIPTION	WEIGHT (lbs)	MSRP
GG8118072	81.5" X 18' GN Tilt Deck Gravity (2' Stationary deck)	4186	\$7,357.14
GG8120072	81.5" X 20' GN Tilt Deck Gravity (4' Stationary deck)	4370	\$7,550.00
GG8122072	81.5" X 22' GN Tilt Deck Gravity (6' Stationary deck)	4786	\$7,742.86
GG8124072	81.5" X 24' GN Tilt Deck Gravity (8' Stationary deck)	5129	\$8,364.29
GG8126072	81.5" X 26' GN Tilt Deck Gravity (8' Stationary deck)	5320	\$8,985.71
GG0218072	102" X 18' GN Tilt Deck Gravity (2' Stationary deck)	4611	\$8,042.86
GG0220072	102" X 20' GN Tilt Deck Gravity (4' Stationary deck)	4818	\$8,235.71
GG0222072	102" X 22' GN Tilt Deck Gravity (6' Stationary deck)	5260	\$8,428.57
GG0224072	102" X 24' GN Tilt Deck Gravity (8' Stationary deck)	5592	\$9,050.00
GG0226072	102" X 26' GN Tilt Deck Gravity (8' Stationary deck)	5868	\$9,671.29

**GG8118072**

PRODUCT TYPE	PRODUCT WIDTH	PRODUCT LENGTH	GAWR AXLE	# OF AXLES	AXLE TYPE
--------------	---------------	----------------	-----------	------------	-----------

### STANDARD SPECIFICATIONS

- 14,000 lb GVWR
- 7,000 lb GAWR (ea. axle)
- 2-5/16" Adjustable GN Round Coupler
- 2 - Safety Chains (5/16" Grd. 70)
- 1 - 10,000 lb Drop-Leg Jack
- 2 - 7,000 lb Dexter 2 Elec/Torsion (Up) Axles
- 16" 8-Hole Wheels
- ST235/80 R16 LRE Tires w/Spare
- Torsion Axle Suspension
- 10" I-Beam Neck
- 6" Channel Frame
- 3" Channel 16" OC Crossmembers
- 2' Stationary Deck
- Treated Pine Wood Flooring
- 3" x 10" Cylinder w/1.25" Shaft
- Weld-On Diamond Plate Fenders
- 4 - 3" Standard D-Rings
- Full Width Front Tool Box
- LED D.O.T. Stop, Tail, & Clearance Lights
- 16 Ga. 5-Way Double-Insulated Harness w/Cold Weather 7-way Plug/Cord
- Mechanical and/or Chemical Pretreatment for Maximum Paint Adhesion
- Black - Sherwin-Williams Powdura OneCure, Primer w/Polyester TGIC Gloss Powder Topcoat

### COUPLER OPTIONS

Code	Description	MSRP
C14	GN Coupler 2-5/16" Adjustable Sq.	Standard
C15	GN Coupler 2-5/16" Adjustable Sq.	\$64.29
C50	King Pin 5ht-Wheel Adapter Adjst Rd.	\$157.14
C51	King Pin 5th-Wheel Adapter Adjst Sq.	\$157.14

### AXLE OPTIONS

Code	Description	MSRP
ETB	2 - 7,000 Lb Dexter 2 Elec/Tors (UP) FSA	Standard
DT2	2 - 7000 Lb Dexter 2 Hyd Disc/Tors (UP)	\$1,778.57
HT2	2 - 7000 Lb Dexter 2 Hyd Drum/Tors (UP)	\$1,400.00
ETC	3 - 7000 Lb Dexter 3 Elec/Tors (UP) FSA	\$1,142.86
HT3	3 - 7000 Lb Dexter 3 Hyd/Tors (UP)	\$3,664.29
ET2	2 - 8000 Lb Dexter 2 Elec/Tors (UP) *22' & 24' only*	\$2,850.00

### COLOR OPTIONS

Code	Description	MSRP
CB2	Black W/Primer	\$0.00
CBM	Metallic Black W/Primer	\$178.57
CG3	Gray W/Primer	\$107.14
CW4	White W/Primer	\$357.14
CR5	Red W/Primer	\$107.14
CB6	Blue W/Primer	\$107.14
CG7	Green W/Primer	\$107.14
CY8	Yellow W/Primer	\$107.14
CO9	Orange W/Primer	\$107.14
CA1	OD Army Green W/Primer	\$107.14
CT2	Coyote Tan W/Primer	\$107.14
CP0	Pink W/Primer	\$107.14
CNG	Neon Green W/Primer	\$107.14
CS1	Silver W/Primer	\$107.14
CAM	Aggie Maroon W/Primer	\$107.14
WM1	Western Metallic W/Primer	\$107.14
CP1	Purple W/Primer	\$178.57

## Options (GG) | 6" Channel Frame | GN Gravity Tilt Deck

### OTHER OPTIONS

Code	Description	MSRP
A05	ST235/80 R16 LRE	Standard
A06	ST235/85 R16 LRG	\$107.14/ea.
A20	ST235/80 R16 LRE w/Chrome Wheels	\$135.71/ea.
A14	ST235/85 R16 LRG w/Chrome Wheels	\$242.86/ea.
A16	ST235/80 R16 LRE w/Aluminum Whls	\$185.71/ea.
A17	ST235/85 R16 LRG w/Aluminum Whls	\$285.71/ea.
CR1	Locking Chain Rack (w/stationary deck)	\$107.14
CR3	Locking Chain Rack (Split)	\$107.14
DO1	Deck Over Neck 102" X 96"	\$750.00
DO2	Deck Over Neck 45° Corner 102" X 96"	\$914.29
E02	Treated Pine Floor	Standard
E03	Steel Floor DP	\$27.14/FT
E05	Rough Oak Floor	\$22.85/FT
E07	Douglas Fir Wood Floor	\$11.43/FT
E09	Blackwood Lumber (Classic)	\$28.57/FT
F05	Steel Diamond Plate Fenders (weld-on)	Standard
F06	Steel DP Fenders (removable)	\$64.29
F09	Heavy Duty 10" Fenders (weld-on)	\$171.43
FH1	Fork Holders	\$250.00
I01	16" OC Crossmembers	Standard
I02	12" OC Crossmembers	\$15.71
J04	1 - 10,000 Lb Drop Leg Jack	Standard
J05	2 - 10,000 Lb Drop Leg Jacks	\$221.43
J06	2 - 25,000 Lb Drop-Leg 2-Speed	\$564.29
J11	1-10K Hyd. Jack w/Solar Charger	\$1,621.43
J07	2-10K Hyd. Jacks w/Solar Charger	\$1,764.29
K00	Full Tilt Deck (16' only)	\$821.43
K02	2' Stationary Deck Tilt (18' +) (Power)	\$821.43
K04	4' Stationary Deck Tilt (20' +) (Power)	\$821.43
K06	6' Stationary Deck Tilt (22' +) (Power)	\$821.43
K08	8' Stationary Deck Tilt (24' +) (Power)	\$821.43
L04	Bolt-On Headache Light Bar	\$350.00
L07	7-way RV w/Cold Weather Harness	Standard
L08	Lighting LED (Back Up) w/Cold Weather Harness	\$1,421.43
L10	LED Single Row Light Bar	\$257.14
L11	LED Dual Row Light Bar	\$357.14
M03	Additional D-Rings, 3" Weld-On	\$21.43/ea.
M04	D-Rings 4" Weld-On	\$28.57/ea.
M06	D-Rings 4" Recessed 360 Rotational Bolt On	\$57.14/ea.
M33	3" Removable D-Rings	\$41.43/ea.
M44	4" Removable D-Rings	\$48.57/ea.
MF1	Mud Flaps	\$71.43
N00	Standard Deck	Standard
N01	Raised Neck & Coupler 6"	\$150.00
N02	Raised Neck & Coupler 12"	\$221.43
RB1	Running Boards	\$7.14/FT
RR1	2" Rub Rail	\$7.14/FT
SP1	4 - Additional Stake Pockets	\$28.57
SP8	8 - Additional Stake Pockets	\$57.14
T01	Front Tool Box w/Gas Shock	Standard
T12	Top Riser Toolbox	\$464.29
TM3	Spare Tire Mount (Fold-Down)	\$100.00
W01	Winch Plate (Channel w/roller)	\$71.43
W02	1/2" Winch Plate w/roller	\$185.71
W15	12,000 lb. Winch Package 1/2" Plate	\$1,421.43
W18	17,500 lb. Winch Package w/1/2" Plate	\$2,142.86



## GG | 6" Channel Frame GN Gravity Tilt Deck | 9,990 Lb GVWR

MODEL#	DESCRIPTION	WEIGHT (lbs)	MSRP
GG8118052	81.5" X 18' GN Tilt Deck Gravity (2' Stationary deck)	3886	\$7,035.71
GG8120052	81.5" X 20' GN Tilt Deck Gravity (4' Stationary deck)	4070	\$7,228.57
GG8122052	81.5" X 22' GN Tilt Deck Gravity (6' Stationary deck)	4486	\$7,414.29
GG8124052	81.5" X 24' GN Tilt Deck Gravity (8' Stationary deck)	4799	\$7,957.14
GG0218052	102" X 18' GN Tilt Deck Gravity (2' Stationary deck)	4339	\$7,721.43
GG0220052	102" X 20' GN Tilt Deck Gravity (4' Stationary deck)	4523	\$7,914.29
GG0222052	102" X 22' GN Tilt Deck Gravity (6' Stationary deck)	4939	\$8,100.00
GG0224052	102" X 24' GN Tilt Deck Gravity (8' Stationary deck)	5252	\$8,642.86

**GG8118052**

PRODUCT TYPE	PRODUCT WIDTH	PRODUCT LENGTH	GAWR AXLE	# OF AXLES	AXLE TYPE
--------------	---------------	----------------	-----------	------------	-----------

### STANDARD SPECIFICATIONS

- 9,990 lb GVWR
- 5,200 lb GAWR (ea. axle)
- 2-5/16" Adjustable GN Round Coupler
- 2 - Safety Chains (5/16" Grd. 70)
- 1 - 10,000 lb Drop-Leg Jack
- 2 - 5,200 lb Dexter 2 Elec/Torsion (Up) Axles
- 15" 6-Hole Wheels
- ST225/75 R15 LRD Tires w/Spare
- Torsion Axle Suspension
- 10" I-Beam Neck
- 6" Channel Frame
- 3" Channel 16" OC Crossmembers
- 2' Stationary Deck
- Treated Pine Wood Flooring
- 3" x 10" Cylinder w/1.25" Shaft
- Weld-On Diamond Plate Fenders
- 4 - 3" Standard D-Rings
- Full Width Front Tool Box
- LED D.O.T. Stop, Tail, & Clearance Lights
- 16 Ga. 5-Way Double-Insulated Harness w/Cold Weather 7-way Plug/Cord
- Mechanical and/or Chemical Pretreatment for Maximum Paint Adhesion
- Black - Sherwin-Williams Powdura OneCure, Primer w/Polyester TGIC Gloss Powder Topcoat

### COUPLER OPTIONS

Code	Description	MSRP
C14	GN Coupler 2-5/16" Adjustable Sq.	Standard
C15	GN Coupler 2-5/16" Adjustable Sq.	\$64.29
C50	King Pin 5ht-Wheel Adapter Adjst Rd.	\$157.14
C51	King Pin 5th-Wheel Adapter Adjst Sq.	\$157.14

### AXLE OPTIONS

Code	Description	MSRP
ETB	2 - 5,200 Lb Dexter 2 Elec/Tors (UP)	Standard
HT2	2 - 5,200 Lb Dexter 2 Hyd Drum/Tors	\$1,400.00

### COLOR OPTIONS

Code	Description	MSRP
CB2	Black W/Primer	\$0.00
CBM	Metallic Black W/Primer	\$178.57
CG3	Gray W/Primer	\$107.14
CW4	White W/Primer	\$357.14
CR5	Red W/Primer	\$107.14
CB6	Blue W/Primer	\$107.14
CG7	Green W/Primer	\$107.14
CY8	Yellow W/Primer	\$107.14
CO9	Orange W/Primer	\$107.14
CA1	OD Army Green W/Primer	\$107.14
CT2	Coyote Tan W/Primer	\$107.14
CP0	Pink W/Primer	\$107.14
CNG	Neon Green W/Primer	\$107.14
CS1	Silver W/Primer	\$107.14
CAM	Aggie Maroon W/Primer	\$107.14
WM1	Western Metallic W/Primer	\$107.14
CP1	Purple W/Primer	\$178.57

## Options (GG) | 6" Channel Frame | GN Gravity Tilt Deck

### OTHER OPTIONS

Code	Description	MSRP
A04	ST225/75 R15 LRD	Standard
A05	ST235/80 R16 LRE	\$57.14/ea.
A12	ST225/75 R15 LRD w/Chrome Wheels	\$107.14/ea.
A13	ST235/80 R16 LRE w/Chrome Wheels	\$164.29/ea.
A18	ST225/75 R15 LRD w/Alum Wheels	\$185.71/ea.
A19	ST235/80 R16 LRE w/Alum Wheels	\$278.57/ea.
CR1	Locking Chain Rack (w/stationary deck)	\$107.14
DO1	Deck Over Neck 102" X 96"	\$750.00
DO2	Deck Over Neck 45° Corner 102" X 96"	\$914.29
E02	Treated Pine Floor	Standard
E03	Steel Floor DP	\$27.14/FT
E05	Rough Oak Floor	\$22.86/FT
E07	Douglas Fir Wood Floor	\$11.43/FT
E09	Blackwood Lumber (Classic)	\$28.57/FT
F05	Steel Diamond Plate Fenders (weld-on)	Standard
F06	Diamond Plate Fenders (removable)	\$64.29
F09	Heavy Duty 10" Fenders (weld-on)	\$171.43
I01	16" OC Crossmembers	Standard
I02	12" OC Crossmembers	\$15.71
J04	1 - 10,000 Lb Drop Leg Jack	Standard
J05	2 - 10,000 Lb Drop Leg Jacks	\$221.43
J11	1-10K Hyd. Jack w/Solar Charger	\$1,621.43
J07	2-10K Hyd. Jacks w/Solar Charger	\$1,764.29
K00	Full Tilt Deck (16' only)	\$821.43
K02	2' Stationary Deck Tilt (18' +) (Power)	\$821.43
K04	4' Stationary Deck Tilt (20' +) (Power)	\$821.43
K06	6' Stationary Deck Tilt (22' +) (Power)	\$821.43
K08	8' Stationary Deck Tilt (24' +) (Power)	\$821.43
L07	7-way RV w/Cold Weather Harness	Standard
L08	Lighting LED (Back Up) w/Cold Weather Harness	\$135.71
L10	LED Single Row Light Bar	\$257.14
L11	LED Dual Row Light Bar	\$357.14
SC1	Solar Panel Charger	\$142.86
RC1	Wireless Remote Control (KTI Unit)	\$178.57
RC4	Wireless Remote Control (4-Button)	\$285.71
M03	Additional D-Rings, 3" Weld-On	21.43/ea.
M04	D-Rings 4" Weld-On	\$28.57/ea.
M06	D-Rings 4" Recessed 360 Rotational Bolt On	\$57.14/ea.
M33	3" Removable D-Rings	\$41.43/ea.
M44	4" Removable D-Rings	\$48.57/ea.
MF1	Mud Flaps	\$71.43
N01	Raised Neck & Coupler 6"	\$150.00
N02	Raised Neck & Coupler 12"	\$221.43
RB1	Running Boards	\$7.14/FT
RR1	2" Rub Rail	\$7.14/FT
SP1	4 - Additional Stake Pockets	\$28.57
SP8	8 - Additional Stake Pockets	\$57.14
T01	Front Tool Box w/Gas Shock	Standard
T12	Top Riser Toolbox	\$464.29
W01	Winch Plate (8" Channel w/roller)	\$71.43
W02	1/2" Winch Plate w/roller	\$185.71
W15	12,000 lb. Winch Package w/1/2" Plate	\$1,421.43
W18	17,500 lb. Winch Package w/1/2" Plate	\$2,142.86



## TH | 8" I-Beam Frame Tilt-N-Go Tilt Deck | 14,000 Lb GVWR

MODEL#	DESCRIPTION	WEIGHT (lbs)	MSRP
TH8318072	83" X 18' Tilt-N-Go I-Beam Frame Tilt Deck	971	\$6,664.29
TH8320072	83" X 20' Tilt-N-Go I-Beam Frame Tilt Deck	4138	\$6,871.43
TH8322072	83" X 22' Tilt-N-Go I-Beam Frame Tilt Deck	4300	\$7,057.14
TH8324072	83" X 24' Tilt-N-Go I-Beam Frame Tilt Deck	4760	\$7,600.00

**TH8320072**

PRODUCT TYPE	PRODUCT WIDTH	PRODUCT LENGTH	GAWR AXLE	# OF AXLES	AXLE TYPE
--------------	---------------	----------------	-----------	------------	-----------

### STANDARD SPECIFICATIONS

- 14,000 lb GVWR
- 7,000 lb GAWR (ea. axle)
- 2-5/16" Adjustable Coupler
- 2 - Safety Chains (5/16" Grd. 70)
- 1 - 10,000 lb Drop-Leg Jack
- 2 - 7,000 lb Dexter 2 Elec/Torsion (Up) Axles
- 16" 8-Hole Wheels
- ST235/80 R15 LRE Tires
- Torsion Axle Suspension
- 8" I-Beam Tongue
- 8" I-Beam Frame
- Front Rail w/ 2" x 2" x 3/16" Angle Iron Uprights and 2" x 2" x 1/8" Tubing Top
- 3" Channel 16" OC Crossmembers
- Treated Pine Wood Flooring
- 3" x 10" Cylinder w/1.25" Shaft
- Weld-On Diamond Plate Fenders
- 4 - 3" Standard D-Rings
- LED D.O.T. Stop, Tail, & Clearance Lights
- 16 Ga. 5-Way Double-Insulated Harness w/Cold Weather 7-way Plug/Cord
- Mechanical and/or Chemical Pretreatment for Maximum Paint Adhesion
- Black - Sherwin-Williams Powdura OneCure, Primer w/Polyester TGIC Gloss Powder Topcoat

### COUPLER OPTIONS

Code	Description	MSRP
C08	Coupler 2-5/16" Adjustable Hyd.	\$0.00
C10	Coupler 2-5/16" Adjustable 6 Hole	\$14.29
C22	Pintle Ring 3" Adjustable 6 Hole	\$0.00
C31	Coupler 2-5/16" Adj. 6-Hole Bulldog	\$100.00

### AXLE OPTIONS

Code	Description	MSRP
ETB	2 - 7,000 Lb Dexter 2 Elec/Tors (UP) FSA	Standard
HT2	2 - 7,000 Lb Dexter 2 Hyd Drum/Tors (UP)	\$914.29
ETC	3 - 7000 Lb Tors Axles 3 Elec/Tors FSA (UP)	\$1,142.86
HT3	3 - 7000 Lb Tors Axles 3 Hyd./Tors (UP)	\$3,214.29

### COLOR OPTIONS

Code	Description	MSRP
CB2	Black W/Primer	\$0.00
CBM	Metallic Black W/Primer	\$178.57
CG3	Gray W/Primer	\$107.14
CW4	White W/Primer	\$357.14
CR5	Red W/Primer	\$107.14
CB6	Blue W/Primer	\$107.14
CG7	Green W/Primer	\$107.14
CY8	Yellow W/Primer	\$107.14
CO9	Orange W/Primer	\$107.14
CA1	OD Army Green W/Primer	\$107.14
CT2	Coyote Tan W/Primer	\$107.14
CP0	Pink W/Primer	\$107.14
CNG	Neon Green W/Primer	\$107.14
CS1	Silver W/Primer	\$107.14
CAM	Aggie Maroon W/Primer	\$107.14
WM1	Western Metallic W/Primer	\$107.14
CP1	Purple W/Primer	\$178.57

## Options (TH) | 8" I-Beam Frame | Tilt-N-Go Tilt Deck

### OTHER OPTIONS

Code	Description	MSRP
A05	ST235/80 R16 LRE	Standard
A06	ST235/85 R16 LRG	\$107.14/ea.
A20	ST235/80 R16 LRE w/Chrome Wheels	\$135.71/ea.
A14	ST235/85 R16 LRG w/Chrome Wheels	\$242.86/ea.
A16	ST235/80 R16 LRE w/Aluminum Whls	\$185.71/ea.
A17	ST235/85 R16 LRG w/Aluminum Whls	\$285.71/ea.
E02	Treated Pine Floor	Standard
E03	Steel Floor DP	\$27.14/FT
E05	Rough Oak Floor	\$22.86/FT
E07	Douglas Fir Wood Floor	\$11.42/FT
E09	Blackwood Lumber (Classic)	\$28.57/FT
F05	Steel Diamond Plate Fenders (weld-on)	Standard
01	16" OC Crossmembers	Standard
I02	12" OC Crossmembers	\$15.71
J04	1 - 10,000 Lb Drop Leg Jack	Standard
J05	2 - 10,000 Lb Drop Leg Jacks	\$221.43
J11	1-10K Hyd. Jack w/Solar Charger	\$1,621.43
J07	2-10K Hyd. Jacks w/Solar Charger	\$1,764.29
K00	Full Tilt Deck	\$821.43
K02	2' Stationary Deck Tilt (18' +) (Power)	\$821.43
K04	4' Stationary Deck Tilt (20' +) (Power)	\$821.43
K06	6' Stationary Deck Tilt (22' +) (Power)	\$821.43
K08	8' Stationary Deck Tilt (24' +) (Power)	\$821.43
L07	7-way RV w/Cold Weather Harness	Standard
L08	Lighting LED (Back Up) w/Cold Weather Harness	\$135.71
SC1	Solar Panel Charger	\$142.86
RC1	Wireless Remote Control (KTI Unit)	\$178.57
RC4	Wireless Remote Control (4-Button)	\$285.71
M03	Additional D-Rings, 3" Weld-On	\$21.43/ea.
M04	D-Rings 4" Weld-On	\$28.57/ea.
M06	D-Rings 4" Recessed 360 Rotational Bolt On	\$57.14/ea.
M33	3" Removable D-Rings	\$41.43/ea.
M44	4" Removable D-Rings	\$48.57/ea.
RR1	2" Rub Rail	\$7.14/FT
STI	Spare ST235/80 R16 LRE	\$200.00
STK	Spare ST235/85 R16 LRG	\$257.14
STP	Spare ST235/80 R16 LRE Aluminum	\$328.57
STQ	Spare ST235/85 R16 LRG Aluminum	\$492.86
STS	Spare ST235/80 R16 LRE Chrome	\$328.57
STU	Spare ST235/85 R16 LRG Chrome	\$400.00
STT	Spare 215/75 R17.5 (Single)	\$328.57
MF1	Mud Flaps	\$71.43
SP1	4 - Additional Stake Pockets	\$28.57
SP8	8 - Additional Stake Pockets	\$57.14
T00	Tool Tray	\$71.43
T01	Tongue Mount Tool Box w/Gas Shock	\$178.57
T13	Tongue Mount Tool Box 22" Tall	\$214.29
TM1	Spare Tire Mount	\$43.86
TM2	Removable Spare Tire Mount	\$57.14
W01	Winch Plate (8" Channel w/roller)	\$71.43
W02	1/2" Winch Plate w/roller	\$185.71
W15	12,000 lb. Winch Package w/1/2" Plate	\$1,421.43
W18	17,500 lb. Winch Package w/1/2" Plate	\$2,142.86



## TH | 8" I-Beam Frame Tilt-N-Go Tilt Deck | 9,990 Lb GVWR

MODEL#	DESCRIPTION	WEIGHT (lbs)	MSRP
TH8318052	83" X 18' Tilt-N-Go I-Beam Frame Tilt Deck	4000	\$6050.00
TH8320052	83" X 20' Tilt-N-Go I-Beam Frame Tilt Deck	4100	\$6,250.00
TH8322052	83" X 22' Tilt-N-Go I-Beam Frame Tilt Deck	4200	\$6,442.86
TH8324052	83" X 24' Tilt-N-Go I-Beam Frame Tilt Deck	4300	\$6,985.71

**TH8320052**

<b>PRODUCT TYPE</b>	<b>PRODUCT WIDTH</b>	<b>PRODUCT LENGTH</b>	<b>GAWR AXLE</b>	<b># OF AXLES</b>	<b>AXLE TYPE</b>
---------------------	----------------------	-----------------------	------------------	-------------------	------------------

### STANDARD SPECIFICATIONS

- 9,990 lb GVWR
- 5,200 lb GAWR (ea. axle)
- 2-5/16" Adjustable Coupler
- 2 - Safety Chains (1/4" Grd. 70)
- 1 - 10,000 lb Drop-Leg Jack
- 2 - 5,200 lb Dexter 2 Elec/Torsion (Up) Axles
- 15" 6-Hole Wheels
- ST225/75 R15 LRD Tires
- Torsion Axle Suspension
- 8" I-Beam Tongue
- 8" I-Beam Frame
- Front Rail w/ 2" x 2" x 3/16" Angle Iron Uprights and 2" x 2" x 1/8" Tubing Top
- 3" Channel 16" OC Crossmembers
- Treated Pine Wood Flooring
- 3" x 10" Cylinder w/1.25" Shaft
- Weld-On Diamond Plate Fenders
- 4 - 3" Standard D-Rings
- LED D.O.T. Stop, Tail, & Clearance Lights
- 16 Ga. 5-Way Double-Insulated Harness w/Cold Weather 7-way Plug/Cord
- Mechanical and/or Chemical Pretreatment for Maximum Paint Adhesion
- Black - Sherwin-Williams Powdura OneCure, Primer w/Polyester TGIC Gloss Powder Topcoat

### COUPLER OPTIONS

Code	Description	MSRP
C08	Coupler 2-5/16" Adjustable Hyd.	\$0.00
C10	Coupler 2-5/16" Adjustable 6 Hole	\$14.29
C22	Pintle Ring 3" Adjustable 6 Hole	\$0.00
C31	Coupler 2-5/16" Adj. 6-Hole Bulldog	\$100.00

### AXLE OPTIONS

Code	Description	MSRP
ETB	2 - 5,200 Lb Dexter 2 Elec/Tors (UP) FSA	Standard
HT2	2 - 5,200 Lb Dexter 2 Hyd Drum/Tors (UP)	\$1,021.43

### COLOR OPTIONS

Code	Description	MSRP
CB2	Black W/Primer	\$0.00
CBM	Metallic Black W/Primer	\$178.57
CG3	Gray W/Primer	\$107.14
CW4	White W/Primer	\$357.14
CR5	Red W/Primer	\$107.14
CB6	Blue W/Primer	\$107.14
CG7	Green W/Primer	\$107.14
CY8	Yellow W/Primer	\$107.14
CO9	Orange W/Primer	\$107.14
CA1	OD Army Green W/Primer	\$107.14
CT2	Coyote Tan W/Primer	\$107.14
CP0	Pink W/Primer	\$107.14
CNG	Neon Green W/Primer	\$107.14
CS1	Silver W/Primer	\$107.14
CAM	Aggie Maroon W/Primer	\$107.14
WM1	Western Metallic W/Primer	\$107.14
CP1	Purple W/Primer	\$178.57



## Options (TH) | 8" I-Beam Frame | Tilt-N-Go Tilt Deck

### OTHER OPTIONS

Code	Description	MSRP
A04	ST225/75 R15 LRD	Standard
A05	ST235/80 R16 LRE	\$57.14/ea.
A12	ST225/75 R15 LRD w/Chrome Wheels	\$107.14/ea.
A13	ST235/80 R16 LRE w/Chrome Wheels	\$164.29/ea.
A18	ST225/75 R15 LRD w/Alum Wheels	\$185.71/ea.
A19	ST235/80 R16 LRE w/Alum Wheels	\$278.57/ea.
E02	Treated Pine Floor	Standard
E03	Steel Floor DP	\$27.14/FT
E05	Rough Oak Floor	\$22.86/FT
E07	Douglas Fir Wood Floor	\$11.43/FT
E09	Blackwood Lumber (Classic)	\$28.57/FT
F05	Steel Diamond Plate Fenders (weld-on)	Standard
01	16" OC Crossmembers	Standard
I02	12" OC Crossmembers	\$15.71
J04	1 - 10,000 Lb Drop Leg Jack	Standard
J05	2 - 10,000 Lb Drop Leg Jacks	\$221.43
J11	1-10K Hyd. Jack w/Solar Charger	\$1,621.43
J07	2-10K Hyd. Jacks w/Solar Charger	\$1,764.29
K00	Full Tilt Deck (16' only) (Power)	\$821.43
K02	2' Stationary Deck Tilt (18' +) (Power)	\$821.43
K04	4' Stationary Deck Tilt (20' +) (Power)	\$821.43
K06	6' Stationary Deck Tilt (22' +) (Power)	\$821.43
K08	8' Stationary Deck Tilt (24' +) (Power)	\$821.43
L07	7-way RV w/Cold Weather Harness	\$35.71
L08	Lighting LED (Back Up) w/Cold Weather Harness	\$171.43
SC1	Solar Panel Charger	\$142.86
RC1	Wireless Remote Control (KTI Unit)	\$178.57
RC4	Wireless Remote Control (4-Button)	\$285.71
M03	Additional D-Rings, 3" Weld-On	\$21.43/ea.
M04	D-Rings 4" Weld-On	\$28.57/ea.
M06	D-Rings 4" Recessed 360 Rotational Bolt On	\$57.14/ea.
M33	3" Removable D-Rings	\$41.43/ea.
M44	4" Removable D-Rings	\$48.57/ea.
RR1	2" Rub Rail	\$7.14/FT
STG	Spare ST225/75 R15 LRD	\$128.57
STX	Spare ST235/85 R16LRE	\$257.14
STH	Spare ST235/80 R16 LRE	\$200.00
STN	Spare ST225/75 R15 LRD Chrome	\$235.71
STO	Spare ST235/80 R16 LRE Chrome	\$285.71
STJ	Spare ST225/75 R15 LRD Aluminum	\$314.29
STL	Spare ST235/80 R16 LRE Aluminum	\$385.71
MF1	Mud Flaps	\$71.43
SP1	4 - Additional Stake Pockets	\$28.57
SP8	8 - Additional Stake Pockets	\$57.14
T00	Tool Tray	\$71.43
T01	Tongue Mount Tool Box w/Gas Shock	\$178.57
T13	Tongue Mount Tool Box 22" Tall	\$214.29
TM1	Spare Tire Mount	\$42.86
TM2	Removable Spare Tire Mount	\$57.14
W01	Winch Plate (8" Channel w/roller)	\$71.43
W02	1/2" Winch Plate w/roller	\$185.71
W15	12,000 lb. Winch Package w/1/2" Plate	\$1,421.43
W18	17,500 lb. Winch Package w/1/2" Plate	\$2,142.86



## TL | 6" Channel Frame Low-Pro Tilt Deck | 14,000 Lb GVWR

MODEL#	DESCRIPTION	WEIGHT (lbs)	MSRP
TL8320072	83" X 20' Low-Pro Tilt Deck (16' Deck 4' Sty Deck)	3740	\$6,771.43
TL8321072	83" X 21' Low-Pro Tilt Deck (16' Deck 5' Sty Deck)	3880	\$6,971.43
TL8322072	83" X 22' Low-Pro Tilt Deck (16' Deck 6' Sty Deck)	4020	\$7,157.14

**T L 8 3 2 0 0 7 2**

PRODUCT TYPE	PRODUCT WIDTH	PRODUCT LENGTH	GAWR AXLE	# OF AXLES	AXLE TYPE
--------------	---------------	----------------	-----------	------------	-----------

### STANDARD SPECIFICATIONS

- 14,000 lb GVWR
- 7,000 lb GAWR (ea. axle)
- 2-5/16" Adjustable Coupler
- 2 - Safety Chains (5/16" Grd. 70)
- 1 - 10,000 lb Drop-Leg Jack
- 2 - 7,000 lb Dexter 2 Elec/Torsion (Up) Axles
- 16" 8-Hole Wheels
- ST235/80 R16 LRD Tires
- Torsion Axle Suspension
- 6" Channel Tongue
- 6" Channel Frame
- Front Rail w/ 2" x 2" x 3/16" Angle Iron Uprights and 2" x 2" x 1/8" Tubing Top
- 3" Channel 16" OC Crossmembers
- Treated Pine Wood Flooring
- 3" x 10" Cylinder w/1.25" Shaft
- Weld-On Diamond Plate Fenders
- 4 - 3" Standard D-Rings
- LED D.O.T. Stop, Tail, & Clearance Lights
- 16 Ga. 5-Way Double-Insulated Harness w/Cold Weather 7-way Plug/Cord
- Mechanical and/or Chemical Pretreatment for Maximum Paint Adhesion
- Black - Sherwin-Williams Powdura OneCure, Primer w/Polyester TGIC Gloss Powder Topcoat

### AXLE OPTIONS

Code	Description	MSRP
ETB	2 - 7,000 Lb Dexter 2 Elec/Tors (UP) FSA	Standard
HT2	2 - 7,000 Lb Dexter 2 Hyd Drum/Tors (UP)	\$914.29

### COUPLER OPTIONS

Code	Description	MSRP
C08	Coupler 2-5/16" Adjustable Hyd.	\$0.00
C10	Coupler 2-5/16" Adjustable 6 Hole	\$14.29
C12	Pintle Ring 3" Adjustable Plate Mount	\$107.14
C22	Pintle Ring 3" Adjustable 6 Hole	\$0.00
C31	Coupler 2-5/16" Adj. 6-Hole Bulldog	\$100.00

### COLOR OPTIONS

Code	Description	MSRP
CB2	Black W/Primer	\$0.00
CBM	Metallic Black W/Primer	\$178.57
CG3	Gray W/Primer	\$107.14
CW4	White W/Primer	\$357.14
CR5	Red W/Primer	\$107.14
CB6	Blue W/Primer	\$107.14
CG7	Green W/Primer	\$107.14
CY8	Yellow W/Primer	\$107.14
CO9	Orange W/Primer	\$107.14
CA1	OD Army Green W/Primer	\$107.14
CT2	Coyote Tan W/Primer	\$107.14
CP0	Pink W/Primer	\$107.14
CNG	Neon Green W/Primer	\$107.14
CS1	Silver W/Primer	\$107.14
CAM	Aggie Maroon W/Primer	\$107.14
WM1	Western Metallic W/Primer	\$107.14
CP1	Purple W/Primer	\$178.57

## Options (TL) | 6" Channel Frame | Low-Pro Tilt Deck

### OTHER OPTIONS

Code	Description	MSRP
A05	ST235/80 R16 LRE	Standard
A06	ST235/85 R16 LRG	\$107.14/ea.
A14	ST235/85 R16 LRG w/Chrome Wheels	\$242.86/ea.
A16	ST235/80 R16 LRE w/Aluminum Whls	\$185.71/ea.
A17	ST235/85 R16 LRG w/Aluminum Whls	\$285.71/ea.
A20	ST235/80 R16 LRE w/Chrome Wheels	\$135.71/ea.
E02	Treated Pine Floor	Standard
E03	Steel Floor DP	\$27.14/FT
E05	Rough Oak Floor	\$22.86/FT
E07	Douglas Fir Wood Floor	\$11.43/FT
E09	Blackwood Lumber (Classic)	\$28.57/FT
F05	Steel Diamond Plate Fenders (weld-on)	Standard
I01	16" OC Crossmembers	Standard
I02	12" OC Crossmembers	\$15.71
J04	1 - 10K Drop Leg Jack	Standard
J05	2 - 10K Drop Leg Jacks	\$221.43
J11	1-10K Hyd. Jack w/Solar Charger	\$1,621.43
J07	2-10K Hyd. Jacks w/Solar Charger	\$1,764.29
K00	Power Up Full Tilt Deck (16' only)	\$821.43
K02	2' Stationary Deck Tilt (18' +) (Power)	\$821.43
K04	4' Stationary Deck Tilt (20' +) (Power)	\$821.43
K06	6' Stationary Deck Tilt (22' +) (Power)	\$821.43
K08	8' Stationary Deck Tilt (24' +) (Power)	\$821.43
L07	7-way RV w/Cold Weather Harness	Standard
L08	Lighting LED (Back Up) w/Cold Weather Harness	\$135.71
SC1	Solar Panel Charger	\$142.86
RC1	Wireless Remote Control (KTI Unit)	\$178.57
RC4	Wireless Remote Control (4-Button)	\$285.71
M03	Additional D-Rings, 3" Weld-On	Standard
M04	D-Rings 4" Weld-On	\$28.57/ea.
M06	D-Rings 4" Recessed 360 Rotational Bolt On	\$57.14/ea.
M33	3" Removable D-Rings	\$41.43/ea.
M44	4" Removable D-Rings	\$48.57/ea.
MF1	Mud Flaps	\$71.43
STI	Spare ST235/80 R16 LRE Silver Mod	\$200.00
STK	Spare ST235/85 R16 LRG Silver Mod	\$257.14
STP	Spare ST235/80 R16 LRE Aluminum	\$328.57
STQ	Spare ST235/85 R16 LRG Aluminum	\$492.86
STS	Spare ST235/80 R16 LRE Chrome	\$328.57
STU	Spare ST235/85 R16 LRG Chrome	\$400.00
STT	Spare 215/75 R17.5 (Single)	\$328.57
SP1	4 - Additional Stake Pockets	\$28.57
SP8	8 - Additional Stake Pockets	\$57.14
T01	Tongue Mount Tool Box w/Gas Shock	\$178.57
T13	Tongue Mount Tool Box 22" Tall	\$214.29
TM1	Spare Tire Mount	\$42.86
TM2	Removable Spare Tire Mount	\$57.14
W01	Winch Plate(8" Channel w/roller)	\$71.43
W02	1/2" Winch Plate w/roller	\$185.71
W15	12,000 lb. Winch Package w/1/2" Plate	\$1,421.43
W18	17,500 lb. Winch Package w/1/2" Plate	\$2,142.85



## TL | 6" Channel Frame Low-Pro Tilt Deck | 9,990 Lb GVWR

MODEL#	DESCRIPTION	WEIGHT (lbs)	MSRP
TL8320052	83" X 20' Low-Pro Tilt Deck (16' Deck 4' Stationary Deck)	3467	\$6,150.00
TL8321052	83" X 21' Low-Pro Tilt Deck (16' Deck 5' Stationary Deck)	3607	\$6,357.14
TL8322052	83" X 22' Low-Pro Tilt Deck (16' Deck 6' Stationary Deck)	3747	\$6,542.86

**TL8320052**

PRODUCT TYPE	PRODUCT WIDTH	PRODUCT LENGTH	GAWR AXLE	# OF AXLES	AXLE TYPE
--------------	---------------	----------------	-----------	------------	-----------

### STANDARD SPECIFICATIONS

- 9,990 lb GVWR
- 5,200 lb GAWR (ea. axle)
- 2-5/16" Adjustable Coupler
- 2 - Safety Chains (1/4" Grd. 70)
- 1 - 7,000 lb Drop-Leg Jack
- 2 - 5,200 lb Dexter 2 Elec/Torsion (Up) Axles
- 15" 6-Hole Wheels
- ST225/75 R15 LRD Tires
- Torsion Axle Suspension
- 6" Channel Tongue
- 6" Channel Frame
- Front Rail w/ 2" x 2" x 3/16" Angle Iron Uprights and 2" x 2" x 1/8" Tubing Top
- 3" Channel 16" OC Crossmembers
- Treated Pine Wood Flooring
- 3" x 10" Cylinder w/1.25" Shaft
- Weld-On Diamond Plate Fenders
- 4 - 3" Standard D-Rings
- LED D.O.T. Stop, Tail, & Clearance Lights
- 16 Ga. 5-Way Double-Insulated Harness w/Cold Weather 7-way Plug/Cord
- Mechanical and/or Chemical Pretreatment for Maximum Paint Adhesion
- Black - Sherwin-Williams Powdura OneCure, Primer w/Polyester TGIC Gloss Powder Topcoat

### AXLE OPTIONS

Code	Description	MSRP
ETB	2 - 5,200 Lb Dexter 2 Elec/Tors (UP)	Standard
HT2	2 - 5,200 Lb Dexter 2 Hyd Drum/Tors	\$1,021.43

### COUPLER OPTIONS

Code	Description	MSRP
C08	Coupler 2-5/16" Adjustable Hyd.	\$0.00
C10	Coupler 2-5/16" Adjustable 6 Hole	\$14.29
C12	Pintle Ring 3" Adjustable Plate Mount	\$107.13
C22	Pintle Ring 3" Adjustable 6 Hole	\$0.00
C31	Coupler 2-5/16" Adj. 6-Hole Bulldog	\$100.00

### COLOR OPTIONS

Code	Description	MSRP
CB2	Black W/Primer	\$0.00
CBM	Metallic Black W/Primer	\$178.57
CG3	Gray W/Primer	\$107.14
CW4	White W/Primer	\$357.14
CR5	Red W/Primer	\$107.14
CB6	Blue W/Primer	\$107.14
CG7	Green W/Primer	\$107.14
CY8	Yellow W/Primer	\$107.14
CO9	Orange W/Primer	\$107.14
CA1	OD Army Green W/Primer	\$107.14
CT2	Coyote Tan W/Primer	\$107.14
CP0	Pink W/Primer	\$107.14
CNG	Neon Green W/Primer	\$107.14
CS1	Silver W/Primer	\$107.14
CAM	Aggie Maroon W/Primer	\$107.14
WM1	Western Metallic W/Primer	\$107.14
CP1	Purple W/Primer	\$178.57

# Options (TL) | 6" Channel Frame | Low-Pro Tilt Deck

## OTHER OPTIONS

Code	Description	MSRP
A04	ST225/75 R15 LRD	Standard
A05	ST235/80 R16 LRE	\$57.14/ea.
A12	ST225/75 R15 LRD w/Chrome Wheels	\$107.14/ea.
A13	ST235/80 R16 LRE w/Chrome Wheels	\$164.29/ea.
A18	ST225/75 R15 LRD w/Alum Wheels	\$185.71/ea.
A19	ST235/80 R16 LRE w/Alum Wheels	\$278.57/ea.
E02	Treated Pine Floor	Standard
E03	Steel Floor DP	\$27.14/FT
E05	Rough Oak Floor	\$22.86/FT
E07	Douglas Fir Wood Floor	\$11.43/FT
E09	Blackwood Lumber (Classic)	\$28.57/FT
F05	Steel Diamond Plate Fenders (weld-on)	Standard
I01	16" OC Crossmembers	Standard
I02	12" OC Crossmembers	\$15.71
J04	1 - 10,000 Lb Drop Leg Jack	Standard
J05	2 - 10,000 Lb Drop Leg Jacks	\$221.43
J11	1-10K Hyd. Jack w/Solar Charger	\$1,621.43
J07	2-10K Hyd. Jacks w/Solar Charger	\$1,764.29
K00	Full Tilt Deck (16' only) (Power)	\$821.43
K02	2' Stationary Deck Tilt (18' +) (Power)	\$821.43
K04	4' Stationary Deck Tilt (20' +) (Power)	\$821.43
K06	6' Stationary Deck Tilt (22' +) (Power)	\$821.43
K08	8' Stationary Deck Tilt (24' +) (Power)	\$821.43
L07	7-way RV w/Cold Weather Harness	Standard
L08	Lighting LED (Back Up) w/Cold Weather Harness	\$135.71
SC1	Solar Panel Charger	\$142.86
RC1	Wireless Remote Control (KTI Unit)	\$178.57
RC4	Wireless Remote Control (4-Button)	\$285.71
M03	Additional D-Rings, 3" Weld-On	Standard
M04	D-Rings 4" Weld-On	\$28.57/ea.
M06	D-Rings 4" Recessed 360 Rotational Bolt On	\$57.14/ea.
M33	3" Removable D-Rings	\$41.43/ea.
M44	4" Removable D-Rings	\$48.57/ea.
MF1	Mud Flaps	\$71.43
STG	Spare ST225/75 R15 LRD 6-hole	\$128.57
STH	Spare ST235/80 R16 LRE 6-Hole	\$200.00
STJ	Spare ST225/75 R15 LRD 6-hole Alum	\$314.28
STL	Spare ST235/80 R16 LRE 6-Hole Alum	\$385.71
STN	Spare ST225/75 R15 LRD 6-hole Chrm	\$235.71
STO	Spare ST235/80 R16 LRE 6-Hole Chrm	\$285.71
STX	Spare 235/85 R16 LRE 6-hole	\$257.14
SP1	4 - Additional Stake Pockets	\$28.57
SP8	8 - Additional Stake Pockets	\$57.14
T01	Tongue Mount Tool Box w/Gas Shock	\$178.57
T13	Tongue Mount Tool Box 22" Tall	\$214.28
TM1	Spare Tire Mount	\$42.86
TM2	Removable Spare Tire Mount	\$57.14
W01	Winch Plate (8" Channel w/roller)	\$71.43
W02	1/2" Winch Plate w/roller	\$185.71
W15	12,000 lb. Winch Package w/1/2" Plate	\$1,421.43
W18	17,500 lb. Winch Package w/1/2" Plate	\$2,142.86



## TD | 6" Channel Frame Gravity Tilt Deck | 14,000 Lb GVWR

MODEL#	DESCRIPTION	WEIGHT (lbs)	MSRP
TD8116072	81.5" X 16' Tilt Deck Gravity (straight deck)	3272	\$6,414.29
TD8118072	81.5" X 18' Tilt Deck Gravity (2' Stationary deck)	3521	\$6,600.00
TD8120072	81.5" X 20' Tilt Deck Gravity (4' Stationary deck)	3725	\$6,792.86
TD8122072	81.5" X 22' Tilt Deck Gravity (6' Stationary deck)	3914	\$6,985.71
TD8124072	81.5" X 24' Tilt Deck Gravity (8' Stationary deck)	4298	\$7,521.42
TD0216072	102" X 16' Tilt Deck Gravity (straight deck)	3677	\$7,100.00
TD0218072	102" X 18' Tilt Deck Gravity (2' Stationary deck)	3910	\$7,285.71
TD0220072	102" X 20' Tilt Deck Gravity (4' Stationary deck)	4143	\$7,478.57
TD0222072	102" X 22' Tilt Deck Gravity (6' Stationary deck)	4358	\$7,671.42
TD0224072	102" X 24' Tilt Deck Gravity (8' Stationary deck)	4761	\$8,207.14
TD0226072	102" X 26' Tilt Deck Gravity (8' Stationary deck)	4861	\$8,400.00

**TD8116072**

<b>PRODUCT TYPE</b>	<b>PRODUCT WIDTH</b>	<b>PRODUCT LENGTH</b>	<b>GAWR AXLE</b>	<b># OF AXLES</b>	<b>AXLE TYPE</b>
---------------------	----------------------	-----------------------	------------------	-------------------	------------------

### STANDARD SPECIFICATIONS

- 14,000 lb GVWR
- 7,000 lb GAWR (ea. axle)
- 2-5/16" Adjustable Coupler
- 2 - Safety Chains (5/16" Grd. 70)
- 1 - 10,000 lb Drop-Leg Jack
- 2 - 7,000 lb Dexter 2 Elec/Torsion Axles
- 16" 8-Hole Wheels
- ST235/80 R16 LRE Tires
- Torsion Axle Suspension
- 6" Channel Tongue
- 6" Channel Frame
- Front Rail w/ 2" x 2" x 3/16" Angle Iron Uprights and 2" x 2" x 1/8" Tubing Top
- 3" Channel 16" OC Crossmembers
- Treated Pine Wood Flooring
- 3" x 10" Cylinder w/1.25" Shaft
- Weld-On Diamond Plate Fenders
- 4 - 3" Standard D-Rings
- LED D.O.T. Stop, Tail, & Clearance Lights
- 16 Ga. 5-Way Double-Insulated Harness w/Cold Weather 7-way Plug/Cord
- Mechanical and/or Chemical Pretreatment for Maximum Paint Adhesion
- Black - Sherwin-Williams Powdura OneCure, Primer w/Polyester TGIC Gloss Powder Topcoat

\*\*\*NOTE: Weld-On Drive-Over Fenders Standard on all 120" Wide Tilt Deck Trailers\*\*\*

### COUPLER OPTIONS

Code	Description	MSRP
C08	Coupler 2-5/16" Adjustable Hyd.	\$0.00
C10	Coupler 2-5/16" Adjustable 6 Hole	\$14.29
C12	Pintle Ring 3" Adjustable Plate Mount	\$107.14
C22	Pintle Ring 3" Adjustable 6 Hole	\$0.00

### AXLE OPTIONS

Code	Description	MSRP
ETB	2 - 7,000 Lb Dexter 2 Elec/Tors (UP) FSA	Standard
ETC	3 - 7,000 Lb Dexter 3 Elec/Tors (UP) FSA	\$1,142.86
HT2	2 - 7,000 Lb Dexter 2 Hyd Drum/Tors (UP)	\$914.29
HT3	3 - 7,000 Lb Dexter 3 Hyd Drum/Tors (UP)	\$3,214.29
ET2	2 - 8,000 Lb Dexter 2 Elec/Tors (UP) (22'-24' only)	\$2,850.00
DT2	2 - 7,000 Lb Dexter 2 Hyd. Disc/Tors (UP) FSA	\$1,778.57

### COLOR OPTIONS

Code	Description	MSRP
CB2	Black W/Primer	\$0.00
CBM	Metallic Black W/Primer	\$178.57
CG3	Gray W/Primer	\$107.14
CW4	White W/Primer	\$357.14
CR5	Red W/Primer	\$107.14
CB6	Blue W/Primer	\$107.14
CG7	Green W/Primer	\$107.14
CY8	Yellow W/Primer	\$107.14
CO9	Orange W/Primer	\$107.14
CA1	OD Army Green W/Primer	\$107.14
CT2	Coyote Tan W/Primer	\$107.14
CP0	Pink W/Primer	\$107.14
CNG	Neon Green W/Primer	\$107.14
CS1	Silver W/Primer	\$107.14
CAM	Aggie Maroon W/Primer	\$107.14
WM1	Western Metallic W/Primer	\$107.14
CP1	Purple W/Primer	\$178.57

## Options (TD) | 6" Channel Frame | Gravity Tilt Deck

### OTHER OPTIONS

Code	Description	MSRP
A05	ST235/80 R16 LRE	\$57.14/ea.
A06	ST235/85 R16 LRG	\$107.14/ea.
A14	ST235/85 R16 LRG w/Chrome Wheels	\$242.86/ea.
A15	215/75 R17.5 (SingleS) (8k Axles)	\$221.43/ea.
A16	ST235/80 R16 LRE w/Alum Wheels	\$185.71/ea.
A17	ST235/85 R16 LRG w/Alum Wheels	\$285.71/ea.
A20	ST235/80 R16 LRE w/Chrome Wheels	\$135.71/ea.
A22	215/75 R17.5 (Singles) w/Alum Whls	\$292.86/ea.
E02	Treated Pine Floor	Standard
E03	Steel Floor DP	\$27.14/FT
E05	Rough Oak Floor	\$22.86/FT
E07	Douglas Fir Wood Floor	\$11.43/FT
E09	Blackwood Lumber (Classic)	\$28.57/FT
F05	Diamond Plate Fenders (weld-on)	Standard
F06	Diamond Plate Fenders (removable)	\$64.28
F09	Heavy Duty 10" Fenders (weld-on)	\$171.43
FH1	Fork Holders	\$250.00
I01	16" OC Crossmembers	Standard
I02	12" OC Crossmembers	\$15.71/FT
J04	1 - Jack, 10K Drop Leg	Standard
J05	2 - Jacks, 10K Drop Leg	\$221.43
J11	1-10K Hyd. Jack w/Solar Charger	\$1,621.43
J07	2-10K Hyd. Jacks w/Solar Charger	\$1,764.29
K00	Full Tilt Deck (16' only) (Power)	\$821.43
K02	2' Stationary Deck Tilt (18' +) (Power)	\$821.43
K04	4' Stationary Deck Tilt (20' +) (Power)	\$821.43
K06	6' Stationary Deck Tilt (22' +) (Power)	\$821.43
K08	8' Stationary Deck Tilt (24' +) (Power)	\$821.43
L07	7-way RV w/Cold Weather Harness	Standard
L08	Lighting LED (Back Up) w/Cold Weather Harness	\$135.71
M03	Additional D-Rings, 3" Weld-On	\$21.43/ea.
M04	D-Rings 4" Weld-On	\$28.57/ea.
M06	D-Rings 4" Recessed 360 Rotational Bolt On	\$57.14/ea.
M33	3" Removable D-Rings	\$41.43/ea.
M44	4" Removable D-Rings	\$48.57/ea.
MF1	Mud Flaps	\$71.43
RB1	Running Boards	\$7.14/FT
RR1	2" Rub Rail	\$7.14/FT
STI	Spare ST235/80 R16 LRE Silver	\$200.00
STP	Spare ST235/80 R16 LRE Aluminum	\$328.57
STQ	Spare ST235/85 R16 LRG Aluminum	\$492.86
STS	Spare ST235/80 R16 LRE Chrome	\$328.57
STU	Spare ST235/85 R16 LRG Chrome	\$400.00
STT	Spare 215/75 R17.5 LRH Single	\$328.57
STX	Spare 235/85 R16 LRE 6-hole Slvr Mod	\$257.14
SP1	4 - Additional Stake Pockets	\$28.57
SP8	8 - Additional Stake Pockets	\$57.14
T01	Tongue Mount Tool Box w/Gas Shock	\$178.57
T13	Tongue Mount Tool Box 22" Tall	\$214.29
TM1	Spare Tire Mount	\$42.85
TM2	Removable Spare Tire Mount	\$57.14
W01	Winch Plate (8" Channel w/roller)	\$71.43
W02	1/2" Winch Plate w/roller	\$185.71
W15	12,000 lb. Winch Package w/1/2" Plate	\$1,421.43
W18	17,500 lb. Winch Package w/1/2" Plate	\$2,142.86



## TD | 6" Channel Frame Gravity Tilt Deck | 9,990 Lb GVWR

MODEL#	DESCRIPTION	WEIGHT (lbs)	MSRP
TD8116052	81.5" X 16' Tilt Deck Gravity (straight deck)	2973	\$5,800.00
TD8118052	81.5" X 18' Tilt Deck Gravity (2' Stationary deck)	3227	\$5,985.71
TD8120052	81.5" X 20' Tilt Deck Gravity (4' Stationary deck)	3435	\$6,185.71
TD8122052	81.5" X 22' Tilt Deck Gravity (6' Stationary deck)	3624	\$6,371.43
TD8124052	81.5" X 24' Tilt Deck Gravity (8' Stationary deck)	4008	\$6,914.29
TD0216052	102" X 16' Tilt Deck Gravity (straight deck)	3436	\$6,485.71
TD0218052	102" X 18' Tilt Deck Gravity (2' Stationary deck)	3690	\$6,671.43
TD0220052	102" X 20' Tilt Deck Gravity (4' Stationary deck)	3898	\$6,871.43
TD0222052	102" X 22' Tilt Deck Gravity (6' Stationary deck)	4087	\$7,057.14
TD0224052	102" X 24' Tilt Deck Gravity (8' Stationary deck)	4471	\$7,600.00

**TD8116052**

PRODUCT TYPE	PRODUCT WIDTH	PRODUCT LENGTH	GAWR AXLE	# OF AXLES	AXLE TYPE
--------------	---------------	----------------	-----------	------------	-----------

### STANDARD SPECIFICATIONS

- 9,990 lb GVWR
- 5,200 lb GAWR (ea. axle)
- 2-5/16" Adjustable Coupler
- 2 - Safety Chains (1/4" Grd. 70)
- 1 - 10,000 lb Drop-Leg Jack
- 2 - 5,200 lb Dexter 1 Elec/Torsion Axles
- 15" 6-Hole Wheels
- ST225/75 R15 LRD Tires
- Torsion Axle Suspension
- 6" Channel Tongue
- 6" Channel Frame
- Front Rail w/ 2" x 2" x 3/16" Angle Iron Uprights and 2" x 2" x 1/8" Tubing Top
- 3" Channel 16" OC Crossmembers
- Treated Pine Wood Flooring
- 3" x 10" Cylinder w/1.25" Shaft
- Weld-On Diamond Plate Fenders
- 4 - 3" Standard D-Rings
- LED D.O.T. Stop, Tail, & Clearance Lights
- 16 Ga. 5-Way Double-Insulated Harness w/Cold Weather 7-way Plug/Cord
- Mechanical and/or Chemical Pretreatment for Maximum Paint Adhesion
- Black - Sherwin-Williams Powdura OneCure, Primer w/Polyester TGIC Gloss Powder Topcoat

\*\*\*NOTE: Weld-On Drive-Over Fenders Standard on all 120" Wide Tilt Deck Trailers\*\*\*

### COUPLER OPTIONS

Code	Description	MSRP
C08	Coupler 2-5/16" Adjustable Hyd.	\$0.00
C10	Coupler 2-5/16" Adjustable 6 Hole	\$14.29
C12	Pintle Ring 3" Adjustable Plate Mount	\$107.14
C22	Pintle Ring 3" Adjustable 6 Hole	\$0.00

### AXLE OPTIONS

Code	Description	MSRP
ETA	2 - 5,200 Lb Dexter 1Elec/Tors (UP) FSA	\$0.00
ETB	2 - 5,200 Lb Dexter 2Elec/Tors (UP) FSA	\$0.00
HT1	2 - 5,200 Lb Dexter 1 Hyd Drum/Tors (UP)	\$0.00
HT2	2 - 5,200 Lb Dexter 2 Hyd Drum/Tors (UP)	\$1,021.43

### COLOR OPTIONS

Code	Description	MSRP
CB2	Black W/Primer	\$0.00
CBM	Metallic Black W/Primer	\$178.57
CG3	Gray W/Primer	\$107.14
CW4	White W/Primer	\$357.14
CR5	Red W/Primer	\$107.14
CB6	Blue W/Primer	\$107.14
CG7	Green W/Primer	\$107.14
CY8	Yellow W/Primer	\$107.14
CO9	Orange W/Primer	\$107.14
CA1	OD Army Green W/Primer	\$107.14
CT2	Coyote Tan W/Primer	\$107.14
CP0	Pink W/Primer	\$107.14
CNG	Neon Green W/Primer	\$107.14
CS1	Silver W/Primer	\$107.14
CAM	Aggie Maroon W/Primer	\$107.14
WM1	Western Metallic W/Primer	\$107.14
CP1	Purple W/Primer	\$178.57



## Options (TD) | 6" Channel Frame | Gravity Tilt Deck

### OTHER OPTIONS

Code	Description	MSRP
A04	ST225/75 R15 LRD	Standard
A05	ST235/80 R16 LRE	\$57.14/ea.
A12	ST225/75 R15 LRD w/Chrome Wheels	\$107.14/ea.
A13	ST235/80 R16 LRE w/Chrome Wheels	\$164.29/ea.
A18	ST225/75 R15 LRD w/Aluminum Whls	\$185.71/ea.
A19	ST235/80 R16 LRE w/Aluminum Whls	\$278.57/ea.
E02	Treated Pine Floor	Standard
E03	Steel Floor DP	\$27.14/FT
E05	Rough Oak Floor	\$22.86/FT
E07	Douglas Fir Wood Floor	\$11.42/FT
E09	Blackwood Lumber (Classic)	\$28.57/FT
F05	Diamond Plate Fenders (weld-on)	Standard
F06	Diamond Plate Fenders (removable)	\$64.29
F09	Heavy Duty 10" Fenders (weld-on)	\$171.43
FH1	Fork Holders	\$250.00
I01	16" OC Crossmembers	Standard
I02	12" OC Crossmembers	\$15.71/FT
J04	1 - Jack, 10K Drop Leg	Standard
J05	2 - Jacks, 10K Drop Leg	\$221.43
J11	1 - 10K Hyd. Jack w/Solar Charger	\$1621.43
J07	2 - 10K Hyd. Jacks w/Solar Charger	\$1,764.29
K00	Full Tilt Deck (16' only) (Power)	\$821.43
K02	2' Stationary Deck Tilt (18' +) (Power)	\$821.43
K04	4' Stationary Deck Tilt (20' +) (Power)	\$821.43
K06	6' Stationary Deck Tilt (22' +) (Power)	\$821.43
K08	8' Stationary Deck Tilt (24' +) (Power)	\$821.43
L07	7-way RV w/Cold Weather Harness	Standard
L08	Lighting LED (Back Up) w/Cold Weather Harness	\$135.71
M03	Additional D-Rings, 3" Weld-On	\$21.43/ea.
M04	D-Rings 4" Weld-On	\$28.57/ea.
M06	D-Rings 4" Recessed 360 Rotational Bolt On	\$57.14/ea.
M33	3" Removable D-Rings	\$41.43/ea.
M44	4" Removable D-Rings	\$48.57/ea.
MF1	Mud Flaps	\$71.43
RB1	Running Boards	\$7.14/FT
RR1	2" Rub Rail	\$7.14/FT
STG	Spare ST225/75 R15 LRD Silver Mod	Standard
STH	Spare ST235/80 R16 LRE Silver Mod	\$200.00
STJ	Spare ST225/75 R15 LRD Aluminum	\$314.29
STL	Spare ST235/80 R16 LRE Aluminum	\$385.71
STN	Spare ST225/75 R15 LRD Chrome	\$235.71
STO	Spare ST235/80 R16 LRE Chrome	\$285.71
STX	Spare 235/85 R16 LRE Silver Mod	\$257.14
SP1	4 - Additional Stake Pockets	\$28.57
SP8	8 - Additional Stake Pockets	\$57.14
T01	Tongue Mount Tool Box w/Gas Shock	\$178.57
T13	Tongue Mount Tool Box 22" Tall	\$214.29
TM1	Spare Tire Mount	\$42.86
TM2	Removable Spare Tire Mount	\$57.14
W01	Winch Plate (8" Channel w/roller)	\$71.43
W02	1/2" Winch Plate w/roller	\$185.71
W15	12,000 lb. Winch Package w/1/2" Plate	\$1,421.43
W18	17,500 lb. Winch Package w/1/2" Plate	\$2,142.86

Photo may be shown with additional options



## BC | Angle Iron Frame Bobcat | 14,000 Lb GVWR

MODEL#	DESCRIPTION	WEIGHT (lbs)	MSRP
BC8012072	80" X 12' Bob-Cat	2695	\$5,078.57
BC8014072	80" X 14' Bob-Cat	2852	\$5,300.00
BC8016072	80" X 16' Bob-Cat	3058	\$5,521.43
BC8018072	80" X 18' Bob-Cat	3256	\$5,742.86
BC8020072	80" X 20' Bob-Cat	3462	\$5,964.29

**BC8012072**

PRODUCT TYPE	PRODUCT WIDTH	PRODUCT LENGTH	GAWR AXLE	# OF AXLES	AXLE TYPE
--------------	---------------	----------------	-----------	------------	-----------

### STANDARD SPECIFICATIONS

- 14,000 lb GVWR
- 7,000 lb GAWR (ea. axle)
- 2-5/16" Adjustable Coupler
- 2 - Safety Chains (5/16" Grd. 70)
- 1 - 10,000 lb Drop-Leg Jack
- 2 - 7,000 lb Dexter 2 Elec/Spring Axles
- 16" 8-Hole Wheels
- ST235/80 R16 LRE Tires
- Multi-Leaf Spring
- 6" Channel Tongue
- 4" x 6" Angle Iron Frame
- Front Rail w/ 2" x 2" x 3/16" Angle Iron Uprights and 2" x 2" x 1/8" Tubing Top
- Front Tongue Mount Toolbox
- 5' Fold-Up Ramps
- 3" Channel 16" OC Crossmembers
- 1/8" Steel Diamond Plate Flooring
- 1/8" Steel Diamond Plate Flooring Running Boards
- Weld-On Diamond Plate Fenders
- 4 - 3" Standard D-Rings
- LED D.O.T. Stop, Tail, & Clearance Lights
- 16 Ga. 5-Way Double-Insulated Harness w/Cold Weather 7-way Plug/Cord
- Mechanical and/or Chemical Pretreatment for Maximum Paint Adhesion
- Black - Sherwin-Williams Powdura OneCure, Primer w/Polyester TGIC Gloss Powder Topcoat

### COUPLER OPTIONS

Code	Description	MSRP
C08	Coupler 2-5/16" Adjustable Hyd.	\$0.00
C10	Coupler 2-5/16" Adjustable 6 Hole	Standard
C22	Pintle Ring 3" Adjustable 6 Hole	\$0.00

### AXLE OPTIONS

Code	Description	MSRP
EDB	2 - 7,000 Lb Dexter 2 Elec/Drop FSA	Standard
HD2	2 - 7,000 Lb Dexter 2 Hyd/Drop	\$814.29
ETB	2 - 7,000 Lb Dexter 2 Elec/Tors (Up) FSA	\$542.86

### COLOR OPTIONS

Code	Description	MSRP
CB2	Black W/Primer	\$0.00
CBM	Metallic Black W/Primer	\$178.57
CG3	Gray W/Primer	\$107.14
CW4	White W/Primer	\$357.14
CR5	Red W/Primer	\$107.14
CB6	Blue W/Primer	\$107.14
CG7	Green W/Primer	\$107.14
CY8	Yellow W/Primer	\$107.14
CO9	Orange W/Primer	\$107.14
CA1	OD Army Green W/Primer	\$107.14
CT2	Coyote Tan W/Primer	\$107.14
CP0	Pink W/Primer	\$107.14
CNG	Neon Green W/Primer	\$107.14
CS1	Silver W/Primer	\$107.14
CAM	Aggie Maroon W/Primer	\$107.14
WM1	Western Metallic W/Primer	\$107.14
CP1	Purple W/Primer	\$178.57

## TAIL, GATE & RAMP OPTIONS

Code	Description	MSRP
H03	5' Fold Up Ramps	Standard
H04	5' 3rd. Fold Up Ramp	\$235.71
H10	6' Fold Up Ramps	\$107.14

## OTHER OPTIONS

Code	Description	MSRP
A05	ST235/80 R16 LRE	\$57.14/ea.
A06	ST235/85 R16 LRG	\$107.14/ea.
A13	ST235/80 R16 LRE w/Chrome Wheels	\$164.29/ea.
A14	ST235/85 R16 LRG w/Chrome Wheels	\$242.86/ea.
A15	215/75 R17.5 (SingleS) (8k Axles)	\$221.43/ea.
A16	ST235/80 R16 LRE w/Alum Wheels	\$185.71/ea.
A17	ST235/85 R16 LRG w/Alum Wheels	\$285.71/ea.
A19	ST235/80 R16 LRE w/Alum Wheels	\$278.57/ea.
A20	ST235/80 R16 LRE w/Chrome Wheels	\$135.71/ea.
A22	215/75 R17.5 (SingleS) w/Alum Whls	\$292.86/ea.
E03	Steel Floor DP	Standard
EL1	Wet Bolt Kit Equalizer Lubrication	\$35.71
F05	Diamond Plate Fenders (weld-on)	Standard
F06	Diamond Plate Fenders (removable)	\$64.86
F08	DP Aluminum Fenders (removable)	\$178.57
I01	16" OCCrossmembers	Standard
I02	12" OCCrossmembers	\$15.71/FT
J04	1 - Jack, 10K Drop Leg	Standard
J05	2 - Jacks, 10K Drop Leg	\$221.43
J11	1-10K Hyd. Jack w/Solar Charger	\$1,621.43
J07	2-10K Hyd. Jacks w/Solar Charger	\$1,764.29
K30	Double Hinges for 2 Ramps	\$78.57
K31	Double Hinges for 3 Ramps	\$114.29
L07	7-way RV w/Cold Weather Harness	Standard
L08	Lighting LED (Back Up) w/Cold Weather Harness	\$135.71
M03	Additional D-Rings, 3" Weld-On	\$21.43/ea.
M04	D-Rings 4" Weld-On	\$28.57/ea.
M06	D-Rings 4" Recessed 360 Rotational Bolt On	\$57.14/ea.
M33	3" Removable D-Rings	\$41.43/ea.
M44	4" Removable D-Rings	\$48.57/ea.
MF1	Mud Flaps	\$71.43
RB1	Running Boards	\$7.14/FT
RR1	2" Rub Rail	\$7.14/FT
RH1	Receiver Hitch	\$142.86
RS0	2 - Pipes ONLY For Rear Support Stnds	\$14.29
RS1	2 - Rear Support Stands (5K Swivel)	\$128.57
RS2	2 - Rear Support Stands (Tube)	\$121.43
RS3	2 - Rear Support Stands (7k Jacks)	\$142.86
STI	Spare ST235/80 R16 LRE Slvr Mod	\$200.00
STK	Spare ST235/85 R16 LRG Silver Mod	\$257.14
STP	Spare ST235/80 R16 LRE Alum	\$314.29
STQ	Spare ST235/85 R16 LRG Alum	\$492.86
STS	Spare ST235/80 R16 LRE Chrome	\$235.71
STU	Spare ST235/85 R16 LRG Chrome	\$285.71
SP1	4 - Additional Stake Pockets	\$28.57
SP8	8 - Additional Stake Pockets	\$57.14
T01	Tongue Mount Tool Box w/Gas Shock	\$178.57
T13	Tongue Mount Tool Box 22" Tall	\$214.29
TM1	Spare Tire Mount	\$42.85
TM2	Removable Spare Tire Mount	\$57.14
W01	Winch Plate (8" Channel)	\$71.43
W02	1/2" Winch Plate	\$185.71
W15	12,000 lb. Winch Package w/1/2" Plate	\$1,421.43
W18	17,500 lb. Winch Package w/1/2" Plate	\$2,142.86



## BC | Angle Iron Frame Bobcat | 9,990 Lb Series

MODEL#	DESCRIPTION	WEIGHT (lbs)	MSRP
BC8012052	80" X 12' Bob-Cat	2581	\$4,914.29
BC8014052	80" X 14' Bob-Cat	2832	\$5,128.57
BC8016052	80" X 16' Bob-Cat	2945	\$5,350.00
BC8018052	80" X 18' Bob-Cat	3142	\$5,571.14
BC8020052	80" X 20' Bob-Cat	3456	\$5,792.86

### BC8012052

PRODUCT TYPE	PRODUCT WIDTH	PRODUCT LENGTH	GAWR AXLE	# OF AXLES	AXLE TYPE
--------------	---------------	----------------	-----------	------------	-----------

### STANDARD SPECIFICATIONS

- 9,990 lb GVWR
- 5,200 lb GAWR (ea. axle)
- 2-5/16" Adjustable Coupler
- 2 - Safety Chains (1/4" Grd. 70)
- 1 - 10,000 lb Drop-Leg Jack
- 2 - 5,200 lb Dexter 1 Elec/Spring Axles
- 16" 6-Hole Wheels
- ST235/80 R16 LRE Tires
- Multi-Leaf Spring
- 6" Channel Tongue
- 4" x 6" Angle Iron Frame
- Front Rail w/ 2" x 2" x 3/16" Angle Iron Uprights and 2" x 2" x 1/8" Tubing Top
- Front Tongue Mount Toolbox
- 5' Fold-Up Ramps
- 3" Channel 16" OC Crossmembers
- 1/8" Steel Diamond Plate Flooring
- 1/8" Steel Diamond Plate Flooring Running Boards
- Weld-On Diamond Plate Fenders
- 4 - 3" Standard D-Rings
- LED D.O.T. Stop, Tail, & Clearance Lights
- 16 Ga. 5-Way Double-Insulated Harness w/Cold Weather 7-way Plug/Cord
- Mechanical and/or Chemical Pretreatment for Maximum Paint Adhesion
- Black - Sherwin-Williams Powdura OneCure, Primer w/Polyester TGIC Gloss Powder Topcoat

### COUPLER OPTIONS

Code	Description	MSRP
C08	Coupler 2-5/16" Adjustable Hyd.	\$0.00
C10	Coupler 2-5/16" Adjustable 6 Hole	Standard
C22	Pintle Ring 3" Adjustable 6 Hole	\$0.00

### AXLE OPTIONS

Code	Description	MSRP
EDA	2 - 5,200 Lb Dexter Axles 1 Elec/Drop FSA	Standard
EDB	2 - 5,200 Lb Dexter Axles 2 Elec/Drop FSA	\$178.57
HD1	2 - 5,200 Lb Dexter Axles 1 Hyd/Drop	\$771.43
HD2	2 - 5,200 Lb Dexter Axles 2 Hyd/Drop	\$1,021.43

### COLOR OPTIONS

Code	Description	MSRP
CB2	Black W/Primer	\$0.00
CBM	Metallic Black W/Primer	\$178.57
CG3	Gray W/Primer	\$107.14
CW4	White W/Primer	\$357.14
CR5	Red W/Primer	\$107.14
CB6	Blue W/Primer	\$107.14
CG7	Green W/Primer	\$107.14
CY8	Yellow W/Primer	\$107.14
CO9	Orange W/Primer	\$107.14
CA1	OD Army Green W/Primer	\$107.14
CT2	Coyote Tan W/Primer	\$107.14
CP0	Pink W/Primer	\$107.14
CNG	Neon Green W/Primer	\$107.14
CS1	Silver W/Primer	\$107.14
CAM	Aggie Maroon W/Primer	\$107.14
WM1	Western Metallic W/Primer	\$107.14
CP1	Purple W/Primer	\$178.57


# Options (BC) | Angle Iron Frame | Bobcat

## TAIL, GATE & RAMP OPTIONS

Code	Description	MSRP
H03	5' Fold Up Ramps	Standard
H04	5' 3rd. Fold Up Ramp	\$235.71
H10	6' Fold Up Ramps	\$107.14

## OTHER OPTIONS

Code	Description	MSRP
A04	ST225/75 R15 LRD	\$0.00/ea.
A05	ST235/80 R16 LRE	Standard
A12	ST225/75 R15 LRD w/Chrome Wheels	\$107.14/ea.
A13	ST235/80 R16 LRE w/Chrome Wheels	\$164.29/ea.
A18	ST225/75 R15 LRD w/Aluminum Whls	\$185.71/ea.
A19	ST235/80 R16 LRE w/Aluminum Whls	\$278.57/ea.
A23	ST235/85 R16 LRG	\$107.14/ea.
E03	Steel Floor DP	Standard
F05	Diamond Plate Fenders (weld-on)	Standard
F06	Diamond Plate Fenders (removable)	\$64.29
I01	16" OC Crossmembers	Standard
I02	12" OC Crossmembers	\$15.71/FT
J04	1 - Jack, 10K Drop Leg	Standard
J05	2 - Jacks, 10K Drop Leg	\$221.43
J11	1-10K Hyd. Jack w/Solar Charger	\$1,621.43
J07	2-10K Hyd. Jacks w/Solar Charger	\$1,764.29
K30	Double Hinges for 2 Ramps	\$78.57
K31	Double Hinges for 3 Ramps	\$114.29
L07	7-way RV w/Cold Weather Harness	Standard
L08	Lighting LED (Back Up) w/Cold Weather Harness	\$135.71
M03	Additional D-Rings, 3" Weld-On	\$15.00/ea.
M04	D-Rings 4" Weld-On	\$20.00/ea.
M06	D-Rings 4" Recessed 360 Rotational Bolt On	\$57.14/ea.
M33	3" Removable D-Rings	\$41.43/ea.
M44	4" Removable D-Rings	\$48.57/ea.
MF1	Mud Flaps	\$71.43
RB1	Running Boards	\$7.14/FT
RR1	2" Rub Rail	\$7.14/FT
RH1	Receiver Hitch	\$142.86
RS0	2 - Pipes ONLY For Rear Support Stnds	\$14.29
RS1	2 - Rear Support Stands (5K Swivel)	\$128.57
RS2	2 - Rear Support Stands (Tube)	\$121.43
RS3	2 - Rear Support Stands (7k Jacks)	\$142.86
STG	Spare ST225/75 R15 LRD 6-hole	Standard
STH	Spare ST235/80 R16 LRE 6-Hole	\$200.00
STJ	Spare ST225/75 R15 LRD 6-hole Alum	\$285.71
STL	Spare ST235/80 R16 LRE 6-Hole Alum	\$385.71
STN	Spare ST225/75 R15 LRD 6-hole Chrm	\$235.71
STO	Spare ST235/80 R16 LRE 6-Hole Chrm	\$285.71
STX	Spare 235/85 R16 LRE 6-hole	\$257.14
TM1	Spare Tire Mount	\$42.86
TM2	Removable Spare Tire Mount	\$57.14
W01	Winch Plate (8" Channel )	\$71.43
W02	1/2" Winch Plate	\$185.71
W15	12,000 lb. Winch Package w/1/2" Plate	\$1,421.43
W18	17,500 lb. Winch Package w/1/2" Plate	\$2,143.85



## EG | 10" I-Beam Frame GN Equipment Hauler | 20,000 Lb GVWR

MODEL#	DESCRIPTION	Weight	MSRP
EG8216102	82" x 16' Tandem Axle GN Equipment Hauler	N/A	\$10,042.86
EG8218102	82" x 18' Tandem Axle GN Equipment Hauler	N/A	\$10,257.14
EG8220102	82" x 20' Tandem Axle GN Equipment Hauler	N/A	\$10,478.57
EG8222102	82" x 22' Tandem Axle GN Equipment Hauler	N/A	\$10,692.86
EG8224102	82" x 24' Tandem Axle GN Equipment Hauler	N/A	\$10,907.14
EG8226102	82" x 26' Tandem Axle GN Equipment Hauler	N/A	\$11,128.57
EG8228102	82" x 28' Tandem Axle GN Equipment Hauler	N/A	\$11,342.86
EG8230102	82" x 30' Tandem Axle GN Equipment Hauler	N/A	\$11,557.14

**EG8216102**

<b>PRODUCT TYPE</b>	<b>PRODUCT WIDTH</b>	<b>PRODUCT LENGTH</b>	<b>GAWR AXLE</b>	<b># OF AXLES</b>	<b>AXLE TYPE</b>
---------------------	----------------------	-----------------------	------------------	-------------------	------------------

### STANDARD SPECIFICATIONS

- 20,000 lb GVWR
- 10,000 lb GAWR (ea. axle)
- 2-5/16" Adjustable Coupler
- 2 - Safety Chains (3/8" Grd. 70)
- 2 - 10,000 Lb Drop Leg Jacks
- 2 - 10,000 Lb Dexter 2 Elec/Tors (UP) Axles
- ST215/75 R17.5 LRH Tires & Wheels
- Torsion
- 10" I-Beam Tongue
- 10" I-Beam Frame
- Front Rail w/ 2" X 2" 1/8" Tubing Top
- 5' Slide-In Ramps
- 3" Channel 16" OC Crossmembers
- Treated Wood Flooring
- Weld-On Steel Diamond Plate Fenders
- Front Tool Tray
- LED D.O.T. Stop, Tail, & Clearance Lights
- 16 Ga. 5-Way Double-Insulated Harness w/Cold Weather 7-way Plug/Cord
- Mechanical and/or Chemical Pretreatment for Maximum Paint Adhesion
- Black - Sherwin-Williams Powdura OneCure, Primer w/Polyester TGIC Gloss Powder Topcoat

### COUPLER OPTIONS

Code	Description	MSRP
C14	GN Coupler 2-5/16" Adjustable Rd.	Standard
C15	GN Coupler 2-5/16" Adjustable Sq.	\$64.29
C50	King Pin 5ht-Wheel Adapter Adjst Rd.	\$157.14
C51	King Pin 5th-Wheel Adapter Adjst Sq.	\$157.14

### AXLE OPTIONS

Code	Description	MSRP
ET2	2 - 10,000 Lb Dexter 2 Elec/Tors (UP)	Standard

### COLOR OPTIONS

Code	Description	MSRP
CB2	Black W/Primer	\$0.00
CBM	Metallic Black W/Primer	\$178.57
CG3	Gray W/Primer	\$107.14
CW4	White W/Primer	\$357.14
CR5	Red W/Primer	\$107.14
CB6	Blue W/Primer	\$107.14
CG7	Green W/Primer	\$107.14
CY8	Yellow W/Primer	\$107.14
CO9	Orange W/Primer	\$107.14
CA1	OD Army Green W/Primer	\$107.14
CT2	Coyote Tan W/Primer	\$107.14
CP0	Pink W/Primer	\$107.14
CNG	Neon Green W/Primer	\$107.14
CS1	Silver W/Primer	\$107.14
CAM	Aggie Maroon W/Primer	\$107.14
WM1	Western Metallic W/Primer	\$107.14
CP1	Purple W/Primer	\$178.57

# Options (EG) | 10" I-Beam Frame | GN Equipment Hauler

## TAIL, GATE & RAMP OPTIONS

Code	Description	MSRP
D01	2' Dove Tail	\$71.43
D03	3' Dove Tail	\$78.57
H00	No Ramps	\$0.00
H14	5' Rear Slide-In Ramps	\$0.00
H25	5' Fold Up Ramps	\$285.71

## OTHER OPTIONS

Code	Description	MSRP
A15	ST215/75 R17.5 (Singles) (8k Axles)	Standard
A22	ST215/75 R17.5 (Singles) w/Alum	\$357.14/ea.
E02	Treated Pine Floor	Standard
E03	Steel Floor DP	\$27.14/FT
E05	Rough Oak Floor	\$22.86/FT
E07	Douglas Fir Wood Floor	\$11.43/FT
E09	Blackwood Lumber (Classic)	\$28.57/FT
F05	Diamond Plate Fenders (weld-on)	Standard
FH1	Fork Holders	\$250.00
I01	16" Crossmembers	Standard
I02	12" Crossmembers	\$15.71/FT
J05	2 - Jacks, 10K Drop Leg (stnrd on 24'+)	\$221.43
J06	1 - Jack, 12K 2-Speed Drop Leg	\$564.29
J07	2 -10K Hyd. Jack w/Solar Charger	\$1,764.29
K30	Double Hinges for 2 Ramps	\$78.57
K31	Double Hinges for 3 Ramps	\$114.29
L07	7-way RV w/Cold Weather Harness	Standard
L08	Lighting LED (Back Up) w/Cold Weather Harness	\$135.71
L10	LED Single Row Light Bar	\$257.14
L11	LED Dual Row Light Bar	\$357.14
M03	Additional -Rings, 3" Weld-On	\$21.43/ea.
M04	D-Rings 4" Weld-On	\$28.57/ea.
M06	D-Rings 4" Recessed 360 Rotational Bolt On	\$57.14/ea.
M33	3" Removable D-Rings	\$41.43/ea.
M44	4" Removable D-Rings	\$48.57/ea.
MF1	Mud Flaps	\$71.43
RR1	2" Rub Rail	\$7.14/FT
RS0	2 - Pipe Only For Rear Support Stnds	\$14.29
RS1	Rear Support Stands (5K Swivel)	\$41.42
RS2	Rear Support Stands (Tubes)	\$121.43
SM11	1 - MAX-Step (30")	\$71.43
SM22	2 - MAX-Steps (30")	\$142.85
SP1	4 - Additional D-Rings	\$28.57
SP8	8 - Additional D-Rings	\$57.14
T13	Tongue Mount Tool Box 22" Tall	\$214.29
W01	Winch Plate (8" Channel )	\$71.43
W02	1/2" Winch Plate	\$185.71
W15	12,000 lb. Winch Package w/1/2" Plate	\$1,421.43
W18	17,500 lb. Winch Package w/1/2" Plate	\$2,142.86



# GC

## 6" Channel Frame Gooseneck Carhauler | 14,000 Lb GVWR

MODEL#	DESCRIPTION	WEIGHT (lbs)	MSRP
GC8316072	83" X 16' Gooseneck Carhauler	3308	\$5,357.14
GC8318072	83" X 18' Gooseneck Carhauler	3478	\$5,464.28
GC8320072	83" X 20' Gooseneck Carhauler	3650	\$5,600.00
GC8322072	83" X 22' Gooseneck Carhauler	3867	\$5,721.43
GC8324072	83" X 24' Gooseneck Carhauler	4344	\$6,271.43
GC8326072	83" X 26' Gooseneck Carhauler	4540	\$6,500.00
GC8328072	83" X 28' Gooseneck Carhauler	4723	\$6,621.43
GC8330072	83" X 30' Gooseneck Carhauler	4916	\$6,742.85
GC8332072	83" X 32' Gooseneck Carhauler	5113	\$6,871.43
GC8334072	83" X 34' Gooseneck Carhauler	5308	\$7,000.00
GC8336072	83" X 36' Gooseneck Carhauler	5503	\$7,335.71
GC8338072	83" X 38' Gooseneck Carhauler	5698	\$7,464.29
GC8340072	83" X 40' Gooseneck Carhauler	5893	\$7,592.86
GC0216072	102" X 16' Gooseneck Carhauler	3609	\$5,878.57
GC0218072	102" X 18' Gooseneck Carhauler	3779	\$5,971.43
GC0220072	102" X 20' Gooseneck Carhauler	3951	\$6,107.14
GC0222072	102" X 22' Gooseneck Carhauler	4168	\$6,242.86
GC0224072	102" X 24' Gooseneck Carhauler	4645	\$6,778.57
GC0226072	102" X 26' Gooseneck Carhauler	4841	\$7,014.29
GC0228072	102" X 28' Gooseneck Carhauler	5024	\$7,142.86
GC0230072	102" X 30' Gooseneck Carhauler	5219	\$7,264.28
GC0232072	102" X 32' Gooseneck Carhauler	5414	\$7,385.71
GC0234072	102" X 34' Gooseneck Carhauler	5609	\$7,514.29
GC0236072	102" X 36' Gooseneck Carhauler	5804	\$7,857.14
GC0238072	102" X 38' Gooseneck Carhauler	5999	\$7,985.71
GC0240072	102" X 40' Gooseneck Carhauler	6194	\$8,107.14

**GC8316072**

PRODUCT TYPE	PRODUCT WIDTH	PRODUCT LENGTH	GAWR AXLE	# OF AXLES	AXLE TYPE
--------------	---------------	----------------	-----------	------------	-----------

### STANDARD SPECIFICATIONS

- 14,000 lb GVWR
- 7,000 lb GAWR (ea. axle)
- 2-5/16" Adjustable Coupler ( GN Round)
- 2 - Safety Chains (5/16" Grd. 70)
- 1 - 10,000 lb Drop-Leg Jack
- 2 - 7,000 lb Dexter 2 Elec/Spring Axles
- 16" 8-Hole Wheels
- ST235/80 R16 LRE Tires W/Spare
- Multi-Leaf Spring
- 10" I-Beam Neck
- 6" Channel Frame (24' & Up 8" Channel Frame)
- Full Width Front Toolbox
- 5' Slide-In Ramps (18' & Up Rear Slide-In, 16' & Down Side Slide-In)
- 3" Channel 16" OC Crossmembers
- Treated Pine Wood Flooring
- Removable Diamond Plate Fenders
- LED D.O.T. Stop, Tail, & Clearance Lights
- 16 Ga. 5-Way Double-Insulated Harness w/Cold Weather 7-way Plug/Cord
- Mechanical and/or Chemical Pretreatment for Maximum Paint Adhesion
- Black - Sherwin-Williams Powdura OneCure, Primer w/Polyester TGIC Gloss Powder Topcoat

\*\*\*NOTE: Option F09, Weld-On Drive-Over Fenders Standard on all 120" Wide Carhaulers\*\*\*

NOTE:\*\*\*8" Channel Frame & Dual Jacks Standard on 24FT+ Length Carhaulers\*\*\*

\*\*\*NOTE: 36'-40' Built w/10" I-Beam Frame\*\*\*

\*\*\*NOTE: 80" Wide Main Frame w/Drop/Torsion Axle Options\*\*\*

### AXLE OPTIONS

Code	Description	MSRP
ESB	2 - 7,000 Lb Dexter 2 Elec/Spring FSA	Standard
HS2	2 - 7,000 Lb Dexter 2 Hyd Drum/Spring	\$1,378.57
DS2	2 - 7,000 Lb Dexter 2 Hyd Disc/Spring	\$1,807.14
ESC	3 - 7,000 Lb Dexter 3 Elec/Spring FSA	\$1,142.86
HS3	3 - 7,000 Lb Dexter 3 Hyd Drum Brakes)	\$2,300.00
DS3	3 - 7,000 Lb Dexter 3 Hyd Disc Brakes)	\$2,060.00
ESBY12	2 - 7,000 Lb Dexter 2 Elec/Spring FSA (Slipper)	\$278.57
ESB	2 - 8,000 Lb Dexter 2 Elec/Spring FSA	\$2,850.00
EDB	2 - 7,000 Lb Dexter 2 Elec/Drop FSA	Standard
HD2	2 - 7,000 Lb Dexter 2 Hyd/Drop	\$1,500.00
ETB	2 - 7,000 Lb Dexter (LEVEL) 2 Elec/Tors	\$664.29
HT2	2 - 7,000 Lb Dexter 2 Hyd Drum/Tors Ivl	\$2,057.14
EDC	3 - 7,000 Lb Dexter 3 Elec/Drop FSA	\$1,400.00
HD3	3 - 7,000 Lb Dexter 3 Hyd Drum/Drop	\$2,507.14
ETC	3 - 7,000 Lb Dexter 3 Elec/Tors (DWN)	\$1,800.00
HT3	3 - 7,000 Lb Tors Axles 3 Hyd Drum/Tors (LEVEL)	\$3,014.29



# Options (GC) | 6" Channel Frame | Gooseneck Carhauler

## COLOR OPTIONS

Code	Description	MSRP
CB2	Black W/Primer	\$0.00
CBM	Metallic Black W/Primer	\$178.57
CG3	Gray W/Primer	\$107.14
CW4	White W/Primer	\$357.14
CR5	Red W/Primer	\$107.14
CB6	Blue W/Primer	\$107.14
CG7	Green W/Primer	\$107.14
CY8	Yellow W/Primer	\$107.14
CO9	Orange W/Primer	\$107.14
CA1	OD Army Green W/Primer	\$107.14
CT2	Coyote Tan W/Primer	\$107.14
CP0	Pink W/Primer	\$107.14
CNG	Neon Green W/Primer	\$107.14
CS1	Silver W/Primer	\$107.14
CAM	Aggie Maroon W/Primer	\$107.14
WM1	Western Metallic W/Primer	\$107.14
CP1	Purple W/Primer	\$178.57

## COUPLER OPTIONS

Code	Description	MSRP
C14	GN Coupler 2-5/16" Adjustable Rd.	Standard
C15	GN Coupler 2-5/16" Adjustable Sq.	\$64.29
C50	Kingpin 5th Wheel Adapter Adj Round	\$157.14
C51	Kingpin 5th Wheel Adapter Adj Square	\$157.14

## TAIL, GATE & RAMP OPTIONS

Code	Description	MSRP
D01	2' Dove Tail	\$71.43
D02	2' Diamond Plate On Dove Tail	\$164.29
D03	3' Dove Tail	\$78.57
D04	4' Dove Tail	\$85.71
D05	3' Diamond Plate Dove Tail	\$214.29
H00	No Ramps	\$0.00
H03	5' Fold Up Ramps	\$142.86
H04	3rd. 5' Fold Up Ramp	\$392.86
H08	MAX Ramps w/Dove	\$492.86
H09	6' Slide-In Ramps	\$107.14
H10	6' Fold-Up Ramps	\$250.00
H14	5' Rear Slide-IN Ramps (Standard 18'+)	\$0.00
G54	4' HD Fold Gate	\$200.00
G55	5' HD Fold Gate	\$228.57
G56	6' HD Fold Gate	\$300.00
G64	4' HD Split Fold Gate	\$214.29
G65	5' HD Split Fold Gate	\$271.43
G66	6' HD Split Fold Gate	\$342.86
G99	6' Stand Up Ramps w/Center Gate	\$514.29

## OTHER OPTIONS

Code	Description	MSRP
A05	ST235/80 R16 LRE	Standard
A06	ST235/85 R16 LRG	\$107.14/ea.
A13	ST235/80 R16 LRE w/Chrome Wheels	\$164.29/ea.
A14	ST235/85 R16 LRG w/Chrome Wheels	\$242.86/ea.
A15	215/75 R17.5 (SingleS) (8k Axles)	\$221.43/ea.
A16	ST235/80 R16 LRE w/Alum Wheels	\$185.71/ea.
A17	ST235/85 R16 LRG w/Alum Wheels	\$285.71/ea.
A19	ST235/80 R16 LRE w/Alum Wheels	\$278.57/ea.
A20	ST235/80 R16 LRE w/Chrome Wheels	\$135.71/ea.
A22	215/75 R17.5 (SingleS) w/Alum Whls	\$135.71/ea.
CR3	Locking Chain Rack Assembly	\$107.14
DO1	Deck Over Neck 102" X 96"	\$750.00

## OTHER OPTIONS

Code	Description	MSRP
DO2	Deck Over Neck 45° Corner 102" X 96"	\$914.29
E02	Treated Pine Floor	Standard
E03	Steel Floor DP	\$27.14/FT
E05	Rough Oak Floor	\$22.86/FT
E07	Douglas Fir Wood Floor	\$11.43/FT
E09	Blackwood Lumber (Classic)	\$28.57/FT
EL1	Equalizer Wet Bolt Kit	\$35.71
F05	Diamond Plate Fenders (weld-on)	\$0.00
F06	Diamond Plate Fenders (removable)	\$0.00
F08	Alum DP Fenders (removable)	\$178.57
F09	Drive-over Fenders 9" (weld-on)	\$171.43
I01	16" OC Crossmembers	Standard
I02	12" OC Crossmembers	\$15.71/FT
J04	1 - Jack, 10K Drop Leg	Standard
J05	2 - Jacks, 10K Drop Leg (stnrd on 24'+)	\$221.43
J06	2 - Jacks, 25K Drop Leg 2-Speed	\$564.29
J07	1-10K Hyd. Jack w/Solar Charger	\$1,764.29
J11	1-10K Hyd. Jack w/Solar Charger	\$1,621.43
K30	Double Hinges for 2 Ramps	\$78.57
K31	Double Hinges for 3 Ramps	\$114.29
L07	7-way RV w/Cold Weather Harness	\$35.71
L08	Lighting LED (Back Up) w/Cold Weather Harness	\$171.42
L10	LED Single Row Light Bar	\$257.14
L11	LED Dual Row Light Bar	\$357.14
M03	Additional D-Rings, 3" Weld-On	\$21.43/ea.
M04	D-Rings 4" Weld-On	\$28.57/ea.
M06	D-Rings 4" Recessed 360 Rotational Bolt On	\$57.14/ea.
M33	3" Removable D-Rings	\$41.43/ea.
M44	4" Removable D-Rings	\$48.57/ea.
MF1	Mud Flaps	\$71.43
N01	6" Raised Neck & Coupler	\$150.00
N02	12" Raised Neck & Coupler	\$221.43
P09	3" Pipe Top Side Rails (removable)	\$17.14/FT
P03	2-3/8" Pipe Top Side Rails (weld on)	\$11.43/FT
P06	2-3/8" Pipe Top Side Rails (removable)	\$171.43/FT
P04	Sq. Tube Side Rails (weld on)	\$11.43/FT
P07	Sq. Tube Side Rails (removable)	\$17.14/FT
P09	3" Pipe Top Side Rails (weld on)	\$11.43/FT
RB1	Running Boards	\$7.14/FT
RR1	2" Rub Rail	\$7.14/FT
RH1	Receiver Hitch	\$142.86
RS0	2 - Pipes ONLY For Rear Support Stnds	\$14.29
RS1	2 - Rear Support Stands (5K Swivel)	\$128.57
RS2	2 - Rear Support Stands (Tube)	\$121.43
RS3	2 - Rear Support Stands (7k Jacks)	\$142.86
SP1	4 - Additional Stake Pockets	\$28.57
SP8	8 - Additional Stake Pockets	\$28.71
T12	Top Riser Toolbox	\$464.29
TM3	Spare Tire Mount (fold-down)	\$100.00
W01	Winch Plate (8" Channel )	\$71.42
W02	1/2" Winch Plate	\$185.71
W15	12,000 lb. Winch Package w/1/2" Plate	\$1,421.43
W18	17,500 lb. Winch Package w/1/2" Plate	\$2,142.86



## GC | 5" Channel Frame Tandem Axle Sport Hauler | 9,990 Lb GVWR

MODEL#	DESCRIPTION	WEIGHT (lbs)	MSRP
GC8316052	83" X 16' Gooseneck Carhauler	3103	\$4,821.43
GC8318052	83" X 18' Gooseneck Carhauler	3273	\$4,921.43
GC8320052	83" X 20' Gooseneck Carhauler	3445	\$5,057.14
GC8322052	83" X 22' Gooseneck Carhauler	3662	\$5,185.71
GC8324052	83" X 24' Gooseneck Carhauler	4138	\$5,735.71
GC8326052	83" X 26' Gooseneck Carhauler	4328	\$5,857.14
GC0216052	102" X 16' Gooseneck Carhauler	3404	\$5,357.14
GC0218052	102" X 18' Gooseneck Carhauler	3574	\$5,464.29
GC0220052	102" X 20' Gooseneck Carhauler	3746	\$5,600.00
GC0222052	102" X 22' Gooseneck Carhauler	3963	\$5,728.57
GC0224052	102" X 24' Gooseneck Carhauler	4439	\$6,278.57
GC0226052	102" X 26' Gooseneck Carhauler	4629	\$6,400.00

**GC8316052**

PRODUCT TYPE	PRODUCT WIDTH	PRODUCT LENGTH	GAWR AXLE	# OF AXLES	AXLE TYPE
--------------	---------------	----------------	-----------	------------	-----------

### STANDARD SPECIFICATIONS

- 9,990 lb GVWR
- 5,200 lb GAWR (ea. axle)
- 2-5/16" Adjustable Coupler ( GN Round)
- 2 - Safety Chains (5/16" Grd. 70)
- 1 - 10,000 lb Drop-Leg Jack
- 2 - 5,200 lb Dexter 1 Elec/Spring Axles
- 15" 6-Hole Wheels
- ST225/75 R15 LRD Tires W/Spare
- Multi-Leaf Spring
- 10" I-Beam Neck
- 6" Channel Frame
- Full Width Front Toolbox
- 5' Slide-In Ramps (18' & Up Rear Slide-In, 16' & Down Side Slide-In)
- 3" Channel 24" OC Crossmembers
- Treated Pine Wood Flooring
- Removable Diamond Plate Fenders
- LED D.O.T. Stop, Tail, & Clearance Lights
- 16 Ga. 5-Way Double-Insulated Harness w/Cold Weather 7-way Plug/Cord
- Mechanical and/or Chemical Pretreatment for Maximum Paint Adhesion
- Black - Sherwin-Williams Powdura OneCure, Primer w/Polyester TGIC Gloss Powder Topcoat

### AXLE OPTIONS

Code	Description	MSRP
ESA	2 - 5,200 Lb Dexter 1 Elec/Brake FSA	Standard
ESB	2 - 5,200 Lb Dexter 2 Elec/Spring FSA	\$171.43
HS1	2 - 5,200 Lb Dexter 1 Hyd Drum/Spring	\$1,264.29
HS2	2 - 5,200 Lb Dexter 2 Hyd Drum/Spring	\$1,507.14
ESAY12	2 - 5,200 Lb Dexter 1 Elec/Spring FSA (Slipper)	\$107.14
ESBY12	2 - 5,200 Lb Dexter 2 Elec/Spring FSA (Slipper)	\$278.57
EDA	2 - 5200 Lb Dexter 1 Elec/Spring/Drop (std on GB)	Standard
EDB	2 - 5200 Lb Dexter 2 Elec/Spring/Drop FSA	\$278.57
HD1	2 - 5200 Lb Dexter 1 Hyd/Spring/Drop	\$1,371.43
HD2	2 - 5200 Lb Dexter 2 Hyd/Spring/Drop	\$1,614.29
ETA	2 - 5200 Lb Dexter (LEVEL) 1 Elec/Tors FSA	\$407.14
ETB	2 - 5200 Lb Dexter (LEVEL) 2 Elec/Tors FSA	\$607.14
HT1	2 - 5200 Lb Dexter (LEVEL) 1 Hyd/Tors	\$2,964.29
HT2	2 - 5200 Lb Dexter 2 Hyd/Tors (LEVEL)	\$2,035.71

### COLOR OPTIONS

Code	Description	MSRP
CB2	Black W/Primer	\$0.00
CBM	Metallic Black W/Primer	\$178.57
CG3	Gray W/Primer	\$107.14
CW4	White W/Primer	\$357.14
CR5	Red W/Primer	\$107.14
CB6	Blue W/Primer	\$107.14
CG7	Green W/Primer	\$107.14
CY8	Yellow W/Primer	\$107.14
CO9	Orange W/Primer	\$107.14
CA1	OD Army Green W/Primer	\$107.14
CT2	Coyote Tan W/Primer	\$107.14
CP0	Pink W/Primer	\$107.14
CNG	Neon Green W/Primer	\$107.14
CS1	Silver W/Primer	\$107.14
CAM	Aggie Maroon W/Primer	\$107.14
WM1	Western Metallic W/Primer	\$107.14
CP1	Purple W/Primer	\$178.57

\*\*\*NOTE: Option F09, Weld-On Drive-Over Fenders Standard on all 120" Wide Carhaulers\*\*\*

\*\*\*8" Channel Frame & Dual Jacks Standard on 24FT+ Length Carhaulers\*\*\*

\*\*\*NOTE: 80" Wide Main Frame w/Drop/Torsion Axle Options\*\*\*

# Options (GC) | 5" Channel Frame | Tandem Axle Sport Hauler

## COUPLER OPTIONS

Code	Description	MSRP
C14	GN Coupler 2-5/16" Adjustable Rd.	Standard
C15	GN Coupler 2-5/16" Adjustable Sq.	\$64.29
C50	Kingpin 5th Wheel Adapter Adj Round	\$157.14
C51	Kingpin 5th Wheel Adapter Adj Square	\$157.14

## TAIL, GATE & RAMP OPTIONS

Code	Description	MSRP
D01	2' Dove Tail	\$71.43
D02	2' Diamond Plate On Dove Tail	\$164.29
D03	3' Dove Tail	\$78.57
D04	4' Dove Tail	\$85.71
D05	3' Diamond Plate Dove Tail	\$214.29
H00	No Ramps	\$0.00
H03	5' x 16" Fold Up Ramps	\$142.86
H04	5' x 16" 3rd. Fold Up Ramp	\$392.86
H08	MAX Ramps w/Dove	\$492.86
H09	6' Slide-In Ramps	\$107.14
H10	6' Fold-Up Ramps	\$250.00
H14	5' Rear Slide-IN Ramps (Standard 18'+)	\$0.00
G54	4' HD Fold Gate	\$200.00
G55	5' HD Fold Gate	\$228.57
G56	6' HD Fold Gate	\$300.00
G64	4' HD Split Fold	\$214.29
G65	5' HD Split Fold Gate	\$271.43
G66	6' HD Split Fold Gate	\$342.86
G99	6' Stand Up Ramps w/Center Gate	\$514.29

## OTHER OPTIONS

Code	Description	MSRP
A04	ST225/75 R15 LRD	Standard
A05	ST235/80 R16 LRE	\$57.14/ea.
A12	ST225/75 R15 LRD w/Chrome Wheels	\$107.14/ea.
A13	ST235/80 R16 LRE w/Chrome Wheels	\$164.29/ea.
A18	ST225/75 R15 LRD w/Aluminum Whls	\$195.71/ea.
A19	ST235/80 R16 LRE w/Aluminum Whls	\$278.57/ea.
A23	ST235/85 R16 LRG	\$107.14/ea.
CR3	Locking Chain Rack Assembly	\$107.14
DO1	Deck Over Neck 102" X 96"	\$750.00
DO2	Deck Over Neck 45° Corner 102" X 96"	\$914.29
E02	Treated Pine Floor	Standard
E03	Steel Floor DP	\$27.14/FT
E05	Rough Oak Floor	\$22.86/FT
E07	Douglas Fir Wood Floor	\$11.43/FT
E09	Blackwood Lumber (Classic)	\$28.57/FT
EL1	Equalizer Wet Bolt Kit	\$35.71
F05	Diamond Plate Fenders (weld-on)	\$0.00
F06	Diamond Plate Fenders (removable)	\$0.00
F09	Drive-over Fenders 9" (weld-on)	\$171.43
I00	24" OC Crossmembers	Standard
I01	16" OC Crossmembers	\$10.00/FT
I02	12" OC Crossmembers	\$15.71/FT
J04	1 - Jack, 10K Drop Leg	Standard
J05	2 - Jacks, 10K Drop Leg (stnrn on 24'+)	\$221.43
J06	2 - Jacks, 25K Drop Leg 2-Speed	\$564.29
J07	1-10K Hyd. Jack w/Solar Charger	\$1,764.29
J11	1-10K Hyd. Jack w/Solar Charger	\$1,621.43
K30	Double Hinges for 2 Ramps	\$78.57
K31	Double Hinges for 3 Ramps	\$114.29
L07	7-way RV w/Cold Weather Harness	Standard
L08	Lighting LED (Back Up) w/Cold Weather Harness	\$135.71

## OTHER OPTIONS

Code	Description	MSRP
L10	LED Single Row Light Bar	\$257.14
L11	LED Dual Row Light Bar	\$357.14
M03	Additional D-Rings, 3" Weld-On	\$21.43/ea.
M04	D-Rings 4" Weld-On	\$28.57/ea.
M06	D-Rings 4" Recessed 360 Rotational Bolt On	\$57.14/ea.
M33	3" Removable D-Rings	\$41.43/ea.
M44	4" Removable D-Rings	\$48.57/ea.
MF1	Mud Flaps	\$71.43
N00	Standard Neck	Standard
N01	6" Raised Neck & Coupler	\$150.00
N02	12" Raised Neck & Coupler	\$221.43
P09	3" Pipe Top Side Rails (removable)	\$17.14/FT
P03	2-3/8" Pipe Top Side Rails (weld on)	\$11.43/FT
P06	2-3/8" Pipe Top Side Rails (removable)	\$17.14/FT
P04	Sq. Tube Side Rails (weld on)	\$11.43/FT
P07	Sq. Tube Side Rails (removable)	\$17.14/FT
P09	3" Pipe Top Side Rails (weld on)	\$11.43/FT
RB1	Running Boards	\$7.14/FT
RR1	2" Rub Rail	\$7.14/FT
RH1	Receiver Hitch	\$142.86
RS0	2 - Pipes ONLY For Rear Support Stnds	\$14.86
RS1	2 - Rear Support Stands (5K Swivel)	\$128.57
RS2	2 - Rear Support Stands (Tube)	\$121.43
RS3	2 - Rear Support Stands (7k Jacks)	\$143.86
SP1	4 - Additional Stake Pockets	\$28.57
SP8	8 - Additional Stake Pockets	\$28.57
T12	Top Riser Toolbox	\$464.29
TM3	Spare Tire Mount (fold-down)	\$100.00
W01	Winch Plate (8" Channel )	\$71.43
W02	1/2" Winch Plate	\$185.71
W15	12,000 lb. Winch Package w/1/2" Plate	\$1,421.43
W18	17,500 lb. Winch Package w/1/2" Plate	\$2,142.86



## EH | 10" I-Beam Frame Tandem Axle Equipment Hauler | 20,000 Lb GVWR

MODEL#	DESCRIPTION	WEIGHT (lbs)	MSRP
EH8216102	82" x 16' Tandem Axle Equip Hauler	N/A	\$9,528.57
EH8218102	82" x 18' Tandem Axle Equip Hauler	4900	\$9,742.86
EH8220102	82" x 20' Tandem Axle Equip Hauler	5020	\$9,957.14
EH8222102	82" x 22' Tandem Axle Equip Hauler	5160	\$10,171.43
EH8224102	82" x 24' Tandem Axle Equip Hauler	5280	\$10,392.86
EH8226102	82" x 26' Tandem Axle Equip Hauler	5420	\$10,607.14
EH8228102	82" x 28' Tandem Axle Equip Hauler	N/A	\$10,821.43
EH8230102	82" x 30' Tandem Axle Equip Hauler	N/A	\$11,035.71

**EH8216102**

<b>PRODUCT TYPE</b>	<b>PRODUCT WIDTH</b>	<b>PRODUCT LENGTH</b>	<b>GAWR AXLE</b>	<b># OF AXLES</b>	<b>AXLE TYPE</b>
---------------------	----------------------	-----------------------	------------------	-------------------	------------------

### STANDARD SPECIFICATIONS

- 20,000 lb GVWR
- 10,000 lb GAWR (ea. axle)
- 2-5/16" Adjustable Coupler
- 2 - Safety Chains (3/8" Grd. 70)
- 2 - 10,000 Lb Drop Leg Jacks
- 2 - 10,000 Lb Dexter 2 Elec/Tors (UP) Axles
- ST215/75 R17.5 LRH Tires & Wheels
- Torsion
- 10" I-Beam Tongue
- 10" I-Beam Frame
- Front Rail w/ 2" X 2" 1/8" Tubing Top
- 5' Slide-In Ramps
- 3" Channel 16" OC Crossmembers
- Treated Wood Flooring
- Weld-On Steel Diamond Plate Fenders
- Front Tool Tray
- LED D.O.T. Stop, Tail, & Clearance Lights
- 16 Ga. 5-Way Double-Insulated Harness w/Cold Weather 7-way Plug/Cord
- Mechanical and/or Chemical Pretreatment for Maximum Paint Adhesion
- Black - Sherwin-Williams Powdura OneCure, Primer w/Polyester TGIC Gloss Powder Topcoat

### COUPLER OPTIONS

Code	Description	MSRP
C09	Coupler, 2-5/16" Adj. Flat Mount	Standard
C10	Coupler 2-5/16" Adjustable 6-Hole	\$35.71
C12	Pintle Ring 3" Adj. Plate Mount	\$21.43

### AXLE OPTIONS

Code	Description	MSRP
ET2	2 - 10,000 Lb Dexter 2 Elec/Tors (UP)	Standard

### COLOR OPTIONS

Code	Description	MSRP
CB2	Black W/Primer	\$0.00
CBM	Metallic Black W/Primer	\$178.57
CG3	Gray W/Primer	\$107.14
CW4	White W/Primer	\$357.14
CR5	Red W/Primer	\$107.14
CB6	Blue W/Primer	\$107.14
CG7	Green W/Primer	\$107.14
CY8	Yellow W/Primer	\$107.14
CO9	Orange W/Primer	\$107.14
CA1	OD Army Green W/Primer	\$107.14
CT2	Coyote Tan W/Primer	\$107.14
CP0	Pink W/Primer	\$107.14
CNG	Neon Green W/Primer	\$107.14
CS1	Silver W/Primer	\$107.14
CAM	Aggie Maroon W/Primer	\$107.14
WM1	Western Metallic W/Primer	\$107.14
CP1	Purple W/Primer	\$178.57


# Options (EH) | 10" I-Beam Frame | Tandem Axle Equipment Hauler

## TAIL, GATE & RAMP OPTIONS

Code	Description	MSRP
D01	2' Dove Tail	\$71.43
D03	3' Dove Tail	\$78.57
H00	No Ramps	\$0.00
H14	5' Rear Slide-In Ramps	Standard
H25	5' Fold Up Ramps	\$285.71

## OTHER OPTIONS

Code	Description	MSRP
A15	ST215/75 R17.5 (Singles)	Standard
A22	ST215/75 R17.5 (Singles) w/Alum	\$357.14/ea.
E02	Treated Pine Floor	Standard
E03	Steel Floor DP	\$27.14/FT
E05	Rough Oak Floor	\$22.86/FT
E07	Douglas Fir Wood Floor	\$11.43/FT
E09	Blackwood Lumber (Classic)	\$28.57/FT
F05	Diamond Plate Fenders (weld-on)	\$64.29
FH1	Fork Holders	\$250.00
I01	16" Crossmembers	Standard
I02	12" Crossmembers	\$15.71/FT
J05	2 - Jacks, 10K Drop Leg (stnrd on 24'+)	\$221.43
J06	1 - Jack, 12K 2-Speed Drop Leg	\$564.29
J07	2 - 10K Hyd. Jack w/Solar Charger	\$1,764.29
K30	Double Hinges for 2 Ramps	\$78.57
K31	Double Hinges for 3 Ramps	\$114.29
L07	7-way RV w/Cold Weather Harness	Standard
L08	Lighting LED (Back Up) w/Cold Weather Harness	\$135.71
L10	LED Single Row Light Bar	\$257.14
L11	LED Dual Row Light Bar	\$357.14
M03	Additional D-Rings, 3" Weld-On	Standard
M04	D-Rings 4" Weld-On	\$28.57/ea.
M06	D-Rings 4" Recessed 360 Rotational Bolt On	\$57.14/ea.
M33	3" Removable D-Rings	\$41.43/ea.
M44	4" Removable D-Rings	\$48.57/ea.
MF1	Mud Flaps	\$71.43
RR1	2" Rub Rail	\$7.14/FT
RS0	2 - Pipe Only For Rear Support Stnds	\$14.29
RS1	Rear Support Stands (5K Swivel)	\$128.57
RS2	Rear Support Stands (Tubes)	\$121.43
SP1	4 - Additional D-Rings	\$28.57
SP8	8 - Additional D-Rings	\$57.14
STI	Spare ST235/80 R16 LRE	\$200.00
STK	Spare ST235/85 R16 LRG	\$257.14
STP	Spare ST235/80 R16 LRE Alum	\$328.57
STQ	Spare ST235/85 R16 LRG Alum	\$492.86
STS	Spare ST235/80 R16 LRE Chrm	\$328.57
STU	Spare ST235/85 R16 LRG Chrm	\$400.00
STT	Spare 215/75 R17.5 LRH Single	\$328.57
T00	Tool Tray	Standard
T01	Tongue Mount Tool Box w/Gas Shock	\$178.57
T13	Tongue Mount Tool Box 22" Tall	\$214.29
TM1	Spare Tire Mount	\$42.86
TM2	Removable Spare Tire Mount	\$57.14
W01	Winch Plate (8" Channel )	\$71.43
W02	1/2" Winch Plate	\$185071
W15	12,000 lb. Winch Package w/1/2" Plate	\$1,421.43
W18	17,500 lb. Winch Package w/1/2" Plate	\$2,142.86



# CZ

## 5" Channel Frame Tandem Axle Sport Hauler | 7,000 Lb - 9,990 Lb GVWR

MODEL#	DESCRIPTION	WEIGHT (lbs)	MSRP
CZ8318052	83" X 18' Sport hauler	2600	\$4,464.29
CZ8320052	83" X 20' Sport hauler	3010	\$4,671.43
CZ8322052	83" X 22' Sport hauler	3351	\$4,892.86
CZ8318032	83" X 18' Sport hauler	2500	\$4,028.57
CZ8320032	83" X 20' Sport hauler	2670	\$4,242.86
CZ8322032	83" X 22' Sport hauler	2840	\$4,457.14

### CZ8318052

PRODUCT TYPE	PRODUCT WIDTH	PRODUCT LENGTH	GAWR AXLE	# OF AXLES	AXLE TYPE
--------------	---------------	----------------	-----------	------------	-----------

### STANDARD SPECIFICATIONS

- 9,900 lb GVWR
- 5,200 lb GAWR (ea. axle)
- 2-5/16" Adjustable Coupler
- 2 - Safety Chains (1/4" Grd. 70)
- 1 - 5,000 lb Top-Wind Swivel Jack
- 2 - 5,200 lb Dexter 1 Elec/Spring NEV-R-ADJUST Axles
- 15" 6-Hole Wheels
- ST225/75 R15 LRD Tires
- Multi-Leaf Spring
- 5" Channel Tongue
- 5" Channel Frame
- Front Rail w/ 2" x 2" x 1/8" Angle Iron Uprights and 2" x 2" x 1/8" Tubing Top
- 5' Slide-In Ramps
- 3" Channel 16" OC Crossmembers
- Steel Diamond Plate Flooring
- Weld-On Smooth Plate Fenders
- 4 - 4" D-Rings Recessed 360 Rotational Bolt On
- LED D.O.T. Stop, Tail, & Clearance Lights
- 16 Ga. 5-Way Double-Insulated Harness w/Cold Weather 7-way Plug/Cord
- Mechanical and/or Chemical Pretreatment for Maximum Paint Adhesion
- Black - Sherwin-Williams Powdura OneCure, Primer w/Polyester TGIC Gloss Powder Topcoat

\*\*\*NOTE: CZ8318032, CZ8320032, CZ8322032 come standard w/2" Adjustable Coupler & 5/16" G#30 Safety Chains\*\*\*

### AXLE OPTIONS

Code	Description	MSRP
ESA	2 - 5,200 Lb Dexter 1 Elec/Brake FSA	Standard
ESB	2 - 5,200 Lb Dexter 2 Elec/Spring FSA	\$171.43
HS1	2 - 5,200 Lb Dexter 1 Hyd Drum/Spring	\$778.57
HS2	2 - 5,200 Lb Dexter 2 Hyd Drum/Spring	\$1,021.43
ESA	2 - 3,500 Lb Dexter 1 Elec/Brake FSA	Standard
ESB	2 - 3,500 Lb Dexter 2 Elec/Spring FSA	\$171.43
HS1	2 - 3,500 Lb Dexter 1 Hyd/Spring	\$778.57
HS2	2 - 3,500 Lb Dexter 2 Hyd/Spring	\$1,021.43

### COLOR OPTIONS

Code	Description	MSRP
CB2	Black W/Primer	\$0.00
CBM	Metallic Black W/Primer	\$178.57
CG3	Gray W/Primer	\$107.14
CW4	White W/Primer	\$357.14
CR5	Red W/Primer	\$107.14
CB6	Blue W/Primer	\$107.14
CG7	Green W/Primer	\$107.14
CY8	Yellow W/Primer	\$107.14
CO9	Orange W/Primer	\$107.14
CA1	OD Army Green W/Primer	\$107.14
CT2	Coyote Tan W/Primer	\$107.14
CP0	Pink W/Primer	\$107.14
CNG	Neon Green W/Primer	\$107.14
CS1	Silver W/Primer	\$107.14
CAM	Aggie Maroon W/Primer	\$107.14
WM1	Western Metallic W/Primer	\$107.14
CP1	Purple W/Primer	\$178.57

## Options (CZ) | 5" Channel Frame | Tandem Axle Sport Hauler

### COUPLER OPTIONS

Code	Description	MSRP
C03	Coupler 2" A-Frame Cast Hyd.	\$0.00
C07	Coupler 2-5/16" Adjustable 4-Hole	\$35.71
C08	Coupler 2-5/16" Adjustable Hyd.	\$0.00
C10	Coupler 2-5/16" Adjustable 6-Hole	\$35.71
C22	Pintle Ring 3" Adjustable 6-Hole	\$21.43
C28	Coupler 2" Adjustable 6-Hole	\$0.00

### TAIL, GATE & RAMP OPTIONS

Code	Description	MSRP
H21	5' Rear Slide-In Ramps	\$0.00

### OTHER OPTIONS

Code	Description	MSRP
A02	ST205/75 R15 LRC	Standard
A04	ST225/75 R15 LRD	\$57.14/ea.
A24	ST205/75 R15 LRC w/Alum Wheels	\$171.43/ea.
A05	ST235/80 R16 LRE	\$57.14/ea.
A06	ST235/85 R16 LRG	\$157.14/ea.
A12	ST225/75 R15 LRD w/Chrome Wheels	\$107.14/ea.
A13	ST235/80 R16 LRE w/Chrome Wheels	\$164.29/ea.
A18	ST225/75 R15 LRD w/Aluminum	\$185.71/ea.
A19	ST235/80 R16 LRE w/Aluminum	\$278.57/ea.
I01	16" Crossmembers	Standard
I02	12" Crossmembers	\$15.71/FT
J01	Jack 5,000 lb. Swivel	Standard
J02	Jack Drop Leg 7000 lb.	\$35.71
L07	7-way RV w/Cold Weather Harness	Standard
L08	Lighting LED (Back Up) w/Cold Weather Harness	\$135.71
M0604	4 - D-Rings 4" Recessed 360 Rotational Bolt On	Standard
MF1	Mud Flaps	\$71.43
SG1	Aluminum Trim Package	\$321.43
SG3	42" Aluminum Front Stone Guard	\$492.86
STC	Spare ST205/75 R15 LRC	\$107.14
STE	Spare ST225/75 R15 LRD	\$114.29
STV	Spare ST205/75 R15 LRC 5-Hole Alum	\$300.00
SP1	4 - Additional Stake Pockets	\$28.57
SP8	8 - Additional Stake Pockets	\$57.14
T01	Tongue Mount Tool Box w/Gas Shock	\$178.57
T13	Tongue Mount Tool Box 22" Tall	\$214.29
TM1	Spare Tire Mount	\$42.86
TM2	Removable Spare Tire Mount	\$57.14



# CB | 6" I-Beam Frame Tandem Axle Carhauler w/Drop | 14,000 Lb GVWR

MODEL#	DESCRIPTION	WEIGHT (lbs)	MSRP
CB8016072	80" X 16' Carhauler w/6" I-Beam Frame	2743	\$4,807.14
CB8018072	80" X 18' Carhauler w/6" I-Beam Frame	2873	\$4,900.00
CB8020072	80" X 20' Carhauler w/6" I-Beam Frame	3019	\$4,992.85
CB8022072	80" X 22' Carhauler w/6" I-Beam Frame	3165	\$5,092.86

## CB8016072

PRODUCT TYPE	PRODUCT WIDTH	PRODUCT LENGTH	GAWR AXLE	# OF AXLES	AXLE TYPE
--------------	---------------	----------------	-----------	------------	-----------

### STANDARD SPECIFICATIONS

- 14,000 lb GVWR
- 7,000 lb GAWR (ea. axle)
- 2-5/16" Adjustable Coupler
- 2 - Safety Chains (5/16" Grd. 70)
- 1 - 10,000 lb Drop-Leg Jack
- 2 - 7,000 lb Dexter 2 Elec/Spring Drop Axles
- 16" 8-Hole Wheels
- ST235/80 R16 LRE Tires
- Multi-Leaf Spring
- 6" I-Beam Tongue
- 6" I-Beam Frame
- Front Rail w/ 2" x 2" x 3/16" Angle Iron Uprights and 2" x 2" x 1/8" Tubing Top
- 5' Slide-In Ramps
- 3" Channel 16" OC Crossmembers
- Treated Pine Wood Flooring
- Weld-On Steel Diamond Plate Fenders
- 4 - 3" Standard D-Rings
- LED D.O.T. Stop, Tail, & Clearance Lights
- 16 Ga. 5-Way Double-Insulated Harness w/7-way Plug
- Mechanical and/or Chemical Pretreatment for Maximum Paint Adhesion
- Black - Sherwin-Williams Powdura OneCure, Primer w/Polyester TGIC Gloss Powder Topcoat

### COUPLER OPTIONS

Code	Description	MSRP
C08	Coupler 2-5/16" Adjustable Hyd.	\$0.00
C10	Coupler 2-5/16" Adjustable 6 Hole	Standard
C22	Pintle Ring 3" Adjustable 6 Hole	\$0.00

### AXLE OPTIONS

Code	Description	MSRP
EDB	2 - 7000 Lb Dexter 2 Elec/Drop FSA	Standard
ETB	2 - 7000 Lb Dexter (LEVEL) 2 Elec/Tors	\$542.86
HT2	2 - 7000 Lb Dexter (LEVEL) 2 Hyd/Tors	\$1,450.00
HD2	2 - 7000 Lb Dexter 2 Hyd Drum/Drop	\$1,021.43

### COLOR OPTIONS

Code	Description	MSRP
CB2	Black W/Primer	\$0.00
CBM	Metallic Black W/Primer	\$178.57
CG3	Gray W/Primer	\$107.14
CW4	White W/Primer	\$357.14
CR5	Red W/Primer	\$107.14
CB6	Blue W/Primer	\$107.14
CG7	Green W/Primer	\$107.14
CY8	Yellow W/Primer	\$107.14
CO9	Orange W/Primer	\$107.14
CA1	OD Army Green W/Primer	\$107.14
CT2	Coyote Tan W/Primer	\$107.14
CP0	Pink W/Primer	\$107.14
CNG	Neon Green W/Primer	\$107.14
CS1	Silver W/Primer	\$107.14
CAM	Aggie Maroon W/Primer	\$107.14
WM1	Western Metallic W/Primer	\$107.14
CP1	Purple W/Primer	\$178.57



# Options (CB) | 6" I-Beam Frame w/Drop | Tandem Axle Carhauler

## TAIL, GATE & RAMP OPTIONS

Code	Description	MSRP
H02	5' Slide-In Ramps	Standard
H03	5' Fold Up Ramps	\$142.86
H04	5' 3rd. Fold Up Ramp	\$392.86
H08	MAX Ramps w/Dove	\$492.86
H09	6' Slide-In Ramps	\$107.14
H14	5' Rear Slide-IN Ramps (Standard 18'+)	\$0.00
G54	4' HD Fold Gate	\$200.00
G64	4' HD Split Fold Gate	\$214.29
G55	5' HD Fold Gate	\$229.57
G65	5' HD Split Fold Gate	\$271.43
G56	6' HD Fold Gate	\$300.00
G66	6' HD Split Fold Gate	\$342.86
G99	6' Stand Up Ramps w/Center Gate	\$514.29

## OTHER OPTIONS

Code	Description	MSRP
TM2	Removable Spare Tire Mount	\$57.14
W01	Winch Plate (8" Channel )	\$71.43
W02	1/2" Winch Plate	\$185.71
W15	12,000 lb. Winch Package w/1/2" Plate	\$1,421.43
W18	17,500 lb. Winch Package w/1/2" Plate	\$2,142.86

## OTHER OPTIONS

Code	Description	MSRP
A05	ST235/80 R16 LRE	Standard
A06	ST235/85 R16 LRG	\$107.14/ea.
A14	ST235/85 R16 LRG w/Chrome Wheels	\$242.86/ea.
A15	215/75 R17.5 (Singles) (8k Axles)	\$221.43/ea.
A16	ST235/80 R16 LRE w/Alum Wheels	\$185.71/ea.
A17	ST235/85 R16 LRG w/Alum Wheels	\$285.71/ea.
A20	ST235/80 R16 LRE w/Chrome Wheels	\$135.71/ea.
A22	ST215/75 R17.5 (Singles) w/Alum Whls	\$292.86/ea.
E02	Treated Pine Floor	Standard
E03	Steel Floor DP	\$27.14/FT
E05	Rough Oak Floor	\$22.86/FT
E07	Douglas Fir Wood Floor	\$11.43/FT
E09	Blackwood Lumber (Classic)	\$28.57/FT
F05	Diamond Plate Fenders (weld-on)	Standard
FH1	Fork Holders	\$250.00
I01	16" Crossmembers	Standard
I02	12" Crossmembers	\$15.71/FT
J02	Jack, 7K Drop Leg	Standard
J04	1 - Jack, 10K Drop Leg	Standard
J05	2 - Jacks, 10K Drop Leg (stnrd on 24'+)	\$221.43
J11	1-10K Hyd. Jack w/Solar Charger	\$1,621.43
J07	1-10K Hyd. Jack w/Solar Charger	\$1,764.29
K30	Double Hinges for 2 Ramps	\$78.57
K31	Double Hinges for 3 Ramps	\$114.29
L07	7-way RV w/Cold Weather Harness	Standard
L08	Lighting LED (Back Up) w/Cold Weather Harness	\$135.71
M03	Additional D-Rings, 3" Weld-On	\$21.43/ea.
M04	D-Rings 4" Weld-On	\$28.57/ea.
M06	D-Rings 4" Recessed 360 Rotational Bolt On	\$57.14/ea.
M33	3" Removable D-Rings	\$41.43/ea.
M44	4" Removable D-Rings	\$48.57/ea.
MF1	Mud Flaps	\$71.43
STI	Spare ST235/80 R16 LRE	\$200.00
STK	Spare ST235/85 R16 LRG	\$257.14
STP	Spare ST235/80 R16 LRE	\$328.57
STQ	Spare ST235/85 R16 LRG (Alum)	\$492.86
STS	Spare ST235/80 R16 LRE (Chrm)	\$328.57
STU	Spare ST235/85 R16 LRG (Chrm)	\$400.00
STT	Spare 215/75 R17.5 LRH (Single)	\$328.57
T01	Tongue Mount Tool Box w/Gas Shock	\$178.57
T13	Tongue Mount Tool Box 22" Tall	\$214.29
TM1	Spare Tire Mount	\$42.86



## CP | 3" x 5" Angle Iron Frame Tandem Axle Carhauler | 14,000 Lb GVWR

MODEL#	DESCRIPTION	WEIGHT (lbs)	MSRP
CP8314072	83" X 14' Carhauler w/3" X 5" Angle Iron Frame	3164	\$4,357.14
CP8316072	83" X 16' Carhauler w/3" X 5" Angle Iron Frame	3364	\$4,464.29
CP8318072	83" X 18' Carhauler w/3" X 5" Angle Iron Frame	3526	\$4,571.43
CP8320072	83" X 20' Carhauler w/3" X 5" Angle Iron Frame	3688	\$4,664.29
CP8322072	83" X 22' Carhauler w/3" X 5" Angle Iron Frame	3850	\$4,771.43

**CP8316072**

PRODUCT TYPE	PRODUCT WIDTH	PRODUCT LENGTH	GAWR AXLE	# OF AXLES	AXLE TYPE
--------------	---------------	----------------	-----------	------------	-----------

### STANDARD SPECIFICATIONS

- 14,000 lb GVWR
- 7,000 lb GAWR (ea. axle)
- 2-5/16" Adjustable Coupler
- 2 - Safety Chains (5/16" Grd. 70)
- 1 - 10,000 lb Drop-Leg Jack
- 2 - 7,000 lb Dexter 2 Elec/Spring Axles
- 16" 8-Hole Wheels
- ST235/80 R16 LRE Tires
- Multi-Leaf Spring
- 5" Channel Tongue
- 3" x 5" Angle Iron Frame
- Side Rails - Weld-On w/3" Pipe-Top
- 2-1/2" x 2-1/2" x 3/16" Angle Iron Uprights
- 5' Slide-In Ramps
- 3" Channel 16" OC Crossmembers
- Treated Pine Wood Flooring
- Weld-On Diamond Plate Fenders
- 4 - 3" Standard D-Rings
- LED D.O.T. Stop, Tail, & Clearance Lights
- 16 Ga. 5-Way Double-Insulated Harness w/7-way Plug
- Mechanical and/or Chemical Pretreatment for Maximum Paint Adhesion
- Black - Sherwin-Williams Powdura OneCure, Primer w/Polyester TGIC Gloss Powder Topcoat

### COUPLER OPTIONS

Code	Description	MSRP
C06	Coupler 2-5/16" A-Frame Stamped	\$57.142
C07	Coupler 2-5/16" Adjustable (4 Hole)	Standard
C08	Coupler 2-5/16" Adjustable Hyd.	\$0.00
C10	Coupler 2-5/16" Adjustavble (6-hole)	\$14.29
C11	Pintle Ring 3" Adjustable 4 Hole	\$0.00
C22	Pintle Ring 3" Adjustable 6 Hole	\$14.29

### AXLE OPTIONS

Code	Description	MSRP
ESB	2 - 7,000 Lb Dexter 2 Elec/Spring FSA	Standard
HS2	2 - 7,000 Lb Dexter 2 Hyd/Spring	\$814.29

### COLOR OPTIONS

Code	Description	MSRP
CB2	Black W/Primer	\$0.00
CBM	Metallic Black W/Primer	\$178.57
CG3	Gray W/Primer	\$107.14
CW4	White W/Primer	\$357.14
CR5	Red W/Primer	\$107.14
CB6	Blue W/Primer	\$107.14
CG7	Green W/Primer	\$107.14
CY8	Yellow W/Primer	\$107.14
CO9	Orange W/Primer	\$107.14
CA1	OD Army Green W/Primer	\$107.14
CT2	Coyote Tan W/Primer	\$107.14
CP0	Pink W/Primer	\$107.14
CNG	Neon Green W/Primer	\$107.14
CS1	Silver W/Primer	\$107.14
CAM	Aggie Maroon W/Primer	\$107.14
WM1	Western Metallic W/Primer	\$107.14
CP1	Purple W/Primer	\$178.57

# Options (CP) | 3" x 5" Angle Iron Frame | Tandem Axle Carhauler

## TAIL, GATE & RAMP OPTIONS

Code	Description	MSRP
D01	2' Dove Tail	\$71.43
D02	2' Diamond Plate On Dove Tail	\$164.29
D03	3' Dove Tail	\$78.57
D04	4' Dove Tail	\$85.71
D05	3' Diamond Plate Dove Tail	\$214.29
H00	No Ramps	\$0.00
H03	5' Fold Up Ramps	\$142.86
H04	5' 3rd. Fold Up Ramp	\$392.86
H09	6' Slide-In Ramps	\$107.14
H14	5' Slide-IN Ramps (Standard 18'+)	\$0.00
G54	4' HD Fold Gate w/Ramp & Springs	\$200.00
G64	4' HD Split Fold Gate w/Ramp&Springs	\$214.29
G55	5' HD Fold Gate w/Ramp & Springs	\$228.57
G65	5' HD Split Fold Gate w/Ramp&Springs	\$271.43
G56	6' HD Fold Gate w/Ramp & Springs	\$300.00
G66	6' HD Split Fold Gate w/Ramp&Springs	\$342.86
G99	6' Stand Up Ramps w/Center Gate & Springs	\$514.29

## OTHER OPTIONS

Code	Description	MSRP
RS0	2 - Pipes ONLY For Rear Support Stnds	\$14.29
RS1	2 - Rear Support Stands (5K Swivel)	\$128.57
RS2	2 - Rear Support Stands (Tube)	\$121.43
RS3	2 - Rear Support Stands (7k Jacks)	\$142.86
STH	Spare ST235/80 R16 LRE	\$200.00
STL	Spare ST235/80 R16 LRE Aluminum	\$385.71
STO	Spare ST235/80 R16 LRE Chrome	\$285.71
STX	Spare 235/85 R16 LRE	\$257.14
SP1	4 - Additional Stake Pockets	\$28.57
SP8	8 - Additional Stake Pockets	\$57.14
T01	Tongue Mount Tool Box w/Gas Shock	\$178.57
T13	Tongue Mount Tool Box 22" Tall	\$214.29
TM1	Spare Tire Mount	\$42.86
TM2	Removable Spare Tire Mount	\$57.14
W01	Winch Plate (8" Channel)	\$71.43
W02	1/2" Winch Plate	\$185.71
W15	12,000 lb. Winch Package w/1/2" Plate	\$1,421.43
W18	17,500 lb. Winch Package w/1/2" Plate	\$2,142.86

## OTHER OPTIONS

Code	Description	MSRP
A05	ST235/80 R16 LRE	Standard
A13	ST235/80 R16 LRE w/Chrome Whls	\$164.29/ea.
A19	ST235/80 R16 LRE w/Alum Wheels	\$278.57/ea.
A23	ST235/85 R16 LRG	\$107.14/ea.
E02	Treated Pine Floor	Standard
E03	Steel Floor DP	\$27.14/FT
E05	Rough Oak Floor	\$22.86/FT
E07	Douglas Fir Wood Floor	\$11.43/FT
E09	Blackwood Lumber (Classic)	\$28.57/FT
F05	Diamond Plate Fenders (weld-on)	\$64.29
F06	Diamond Plate Fenders (removable)	Standard
F08	DP Aluminum Fenders (removable)	\$178.57
F09	Drive Over Fenders (weld-on)	\$171.43
FH1	Fork Holders	\$250.00
I01	16" Crossmembers	Standard
I02	12" Crossmembers	\$15.71/FT
J04	1 - Jack, 10K Drop Leg	Standard
J05	2-Jacks, 10K Drop Leg (stnrd on 24'+)	\$221.43
J11	1-10K Hyd. Jack w/Solar Charger	\$1,621.43
K30	Double Hinges for 2 Ramps	\$78.57
K31	Double Hinges for 3 Ramps	\$114.29
L07	7-way RV w/Cold Weather Harness	Standard
L08	Lighting LED (Back Up) w/Cold Weather Harness	\$135.71
L10	LED Single Row Light Bar	\$257.14
L11	LED Dual Row Light Bar	\$357.14
M03	Additional D-Rings, 3" Weld-On	\$21.43/ea.
M04	D-Rings 4" Weld-On	\$28.57/ea.
M06	D-Rings 4" Recessed 360 Rotational Bolt On	\$57.14/ea.
M33	3" Removable D-Rings	\$41.43/ea.
M44	4" Removable D-Rings	\$48.57/ea.
MF1	Mud Flaps	\$71.43
P02	Angle Iron Side Rails (weld on)	\$0.00/FT
P08	3" Pipe Top Side Rails (weld-on)	\$0.00/FT
P04	Sq. Tube Side Rails (weld on)	\$0.00/FT
Q02	16" Exp. Metal Sides	\$7.14/FT
R02	16" Solid Metal Sides	\$10.00/FT
RB1	Running Boards	\$7.14/FT
RR1	2" Rub Rail	\$7.14/FT
RH1	Receiver Hitch	\$142.86



## CP | 3" x 5" Angle Iron Frame Tandem Axle Carhauler | 10,000 Lb GVWR

MODEL#	DESCRIPTION	WEIGHT (lbs)	MSRP
CP8316052	83" X 16' Carhauler	3120	\$2,830.00
CP8318052	83" X 18' Carhauler	3280	\$2,895.00
CP8320052	83" X 20' Carhauler	3442	\$2,960.00
CP8322052	83" X 22' Carhauler	3649	\$3,035.00

**CP8316052**

PRODUCT TYPE	PRODUCT WIDTH	PRODUCT LENGTH	GAWR AXLE	# OF AXLES	AXLE TYPE
--------------	---------------	----------------	-----------	------------	-----------

### STANDARD SPECIFICATIONS

- 10,000 lb GVWR
- 5,200 lb GAWR (ea. axle)
- 2-5/16" Adjustable Coupler
- 2 - Safety Chains (1/4" Grd. 70)
- 1 - 7,000 lb Drop-Leg Jack
- 2 - 5,200 lb Dexter 1 Elec/Spring Axles
- 15" 6-Hole Wheels
- ST225/75 R15 LRD Tires
- Multi-Leaf Spring
- 5" Channel Tongue
- 3" x 5" Angle Iron Frame
- Side Rails - Weld-On w/3" Pipe-Top
- 2-1/2" x 2-1/2" x 3/16" Angle Iron Uprights
- 5' Slide-In Ramps
- 3" Channel 24" OC Crossmembers
- Treated Pine Wood Flooring
- Weld-On Diamond Plate Fenders
- 4 - 3" Standard D-Rings
- LED D.O.T. Stop, Tail, & Clearance Lights
- 16 Ga. 5-Way Double-Insulated Harness w/7-way Plug
- Mechanical and/or Chemical Pretreatment for Maximum Paint Adhesion
- Black - Sherwin-Williams Powdura OneCure, Primer w/Polyester TGIC Gloss Powder Topcoat

### COUPLER OPTIONS

Code	Description	MSRP
C07	Coupler 2-5/16" Adjustable 4 Hole	Standard
C08	Coupler 2-5/16" Adjustable Hyd.	\$0.00
C11	Pintle Ring 3" Adjustable 4 Hole	\$0.00

### AXLE OPTIONS

Code	Description	MSRP
ESA	2 - 5,200 Lb Dexter 1 Elec/Brake FSA	Standard
ESB	2 - 5200 Lb Dexter 2 Elec/Spring FSA	\$171.43
HS1	2 - 5200 Lb Dexter 1 Hyd/Spring	\$778.57
HS2	2 - 5200 Lb Dexter 2 Hyd/Spring	\$1,021.43

### COLOR OPTIONS

Code	Description	MSRP
CB2	Black W/Primer	\$0.00
CBM	Metallic Black W/Primer	\$178.57
CG3	Gray W/Primer	\$107.14
CW4	White W/Primer	\$357.14
CR5	Red W/Primer	\$107.14
CB6	Blue W/Primer	\$107.14
CG7	Green W/Primer	\$107.14
CY8	Yellow W/Primer	\$107.14
CO9	Orange W/Primer	\$107.14
CA1	OD Army Green W/Primer	\$107.14
CT2	Coyote Tan W/Primer	\$107.14
CP0	Pink W/Primer	\$107.14
CNG	Neon Green W/Primer	\$107.14
CS1	Silver W/Primer	\$107.14
CAM	Aggie Maroon W/Primer	\$107.14
WM1	Western Metallic W/Primer	\$107.14
CP1	Purple W/Primer	\$178.57

# Options (CP) | 3" x 5" Angle Iron Frame | Tandem Axle Carhauler

## TAIL, GATE & RAMP OPTIONS

Code	Description	MSRP
D01	2' Dove Tail	\$50.00
D02	2' Diamond Plate On Dove Tail	\$115.00
D03	3' Dove Tail	\$55.00
D04	4' Dove Tail	\$60.00
D05	3' Diamond Plate Dove Tail	\$150.00
H00	No Ramps	\$0.00
H03	5' Fold Up Ramps	\$100.00
H04	5' 3rd. Fold Up Ramp	\$275.00
H09	6' Slide-In Ramps	\$75.00
H14	5' Slide-IN Ramps (Standard 18'+)	\$0.00
G54	4' HD Fold Gate w/Springs	\$140.00
G64	4' HD Split Fold Gate w/Springs	\$150.00
G55	5' HD Fold Gate w/Springs	\$160.00
G65	5' HD Split Fold Gate w/Springs	\$190.00
G56	6' HD Fold Gate w/Springs	\$210.00
G66	6' HD Split Fold Gate w/Springs	\$240.00
G99	6' Stand Up Ramps w/CenterGate	\$360.00

## OTHER OPTIONS

Code	Description	MSRP
A04	ST225/75 R15 LRD	Standard
A05	ST235/80 R16 LRE	\$57.14/ea.
A12	ST225/75 R15 LRD w/Chrome Whls	\$107.14/ea.
A13	ST235/80 R16 LRE w/Chrome Whls	\$164.29/ea.
A18	ST225/75 R15 LRD w/Alum Wheels	\$185.71/ea.
A19	ST235/80 R16 LRE w/Alum Wheels	\$278.57/ea.
A23	ST235/85 R16 LRG	\$107.14/ea.
E02	Treated Pine Floor	Standard
E03	Steel Floor DP	\$27.14/FT
E05	Rough Oak Floor	\$22.86/FT
E07	Douglas Fir Wood Floor	\$11.43/FT
E09	Blackwood Lumber (Classic)	\$28.57/FT
F05	Diamond Plate Fenders (weld-on)	\$64.29
F06	Diamond Plate Fenders (removable)	Standard
F09	Drive Over Fenders (weld-on)	\$171.43
FH1	Fork Holders	\$250.00
I00	24" OC Crossmembers	Standard
I01	16" Crossmembers	\$10.00/FT
I02	12" Crossmembers	\$15.71/FT
J02	Jack, 7K Drop Leg	Standard
J04	1 - Jack, 10K Drop Leg	\$100.00
J05	2 - Jacks, 10K Drop Leg (stnrd on 24'+)	\$221.43
J11	1-10K Hyd. Jack w/Solar Charger	\$1,621.43
K30	Double Hinges for 2 Ramps	\$78.57
K31	Double Hinges for 3 Ramps	\$114.29
L07	7-way RV w/Cold Weather Harness	Standard
L08	Lighting LED (Back Up) w/Cold Weather Harness	\$135.71
M03	Additional D-Rings, 3" Weld-On	\$21.43/ea.
M04	D-Rings 4" Weld-On	\$28.57/ea.
M06	D-Rings 4" Recessed 360 Rotational Bolt On	\$57.14/ea.
M33	3" Removable D-Rings	\$41.43/ea.
M44	4" Removable D-Rings	\$48.57/ea.
MF1	Mud Flaps	\$71.43
P02	Angle Iron Side Rails (weld on)	\$0.00/FT
P08	3" Pipe Top Side Rails (weld-on)	\$0.00/FT
P04	Sq. Tube Side Rails (weld on)	\$0.00/FT
Q02	16" Exp. Metal Sides	\$7.14/FT
R02	16" Solid Metal Sides	\$10.00/FT
RB1	Running Boards	\$7.14/FT

## OTHER OPTIONS

Code	Description	MSRP
RR1	2" Rub Rail	\$7.14/FT
RH1	Receiver Hitch	\$142.86
RS0	2 - Pipes ONLY For Rear Support Stnds	\$14.29
RS1	2 - Rear Support Stands (5K Swivel)	\$128.57
RS2	2 - Rear Support Stands (Tube)	\$121.43
RS3	2 - Rear Support Stands (7k Jacks)	\$142.86
STG	Spare ST225/75 R15 LRD Silver	Standard
STH	Spare ST235/80 R16 LRE Silver	\$200.00
STX	Spare 235/85 R16 LRE Silver	\$257.14
STJ	Spare ST225/75 R15 LRD Aluminum	\$314.29
STL	Spare ST235/80 R16 LRE Aluminum	\$385.71
STN	Spare ST225/75 R15 LRD Chrome	\$235.71
STO	Spare ST235/80 R16 LRE Chrome	\$285.71
SP1	4 - Additional Stake Pockets	\$28.57
SP8	8 - Additional Stake Pockets	\$57.14
T01	Tongue Mount Tool Box w/Gas Shock	\$178.57
T13	Tongue Mount Tool Box 22" Tall	\$214.29
TM1	Spare Tire Mount	\$42.86
TM2	Removable Spare Tire Mount	\$57.14
W01	Winch Plate (8" Channel)	\$71.43
W02	1/2" Winch Plate	\$185.71
W15	12,000 lb. Winch Package w/1/2" Plate	\$1,421.43
W18	17,500 lb. Winch Package w/1/2" Plate	\$2,142.86



## CP | 3" x 5" Angle Iron Frame Tandem Axle Carhauler | 7,000 Lb GVWR

MODEL#	DESCRIPTION	WEIGHT (lbs)	MSRP
CP8316032	83" X 16' Carhauler w/3" X 5" Angle Iron Frame	2900	\$3,021.43
CP8318032	83" X 18' Carhauler w/3" X 5" Angle Iron Frame	3050	\$3,114.28
CP8320032	83" X 20' Carhauler w/3" X 5" Angle Iron Frame	3202	\$3,257.14
CP8322032	83" X 22' Carhauler w/3" X 5" Angle Iron Frame	3353	\$3,378.57

**CP8316032**

PRODUCT TYPE	PRODUCT WIDTH	PRODUCT LENGTH	GAWR AXLE	# OF AXLES	AXLE TYPE
--------------	---------------	----------------	-----------	------------	-----------

### STANDARD SPECIFICATIONS

- 7,000 lb GVWR
- 3,500 lb GAWR (ea. axle)
- 2" A-Frame Coupler
- 2 - Safety Chains (5/16" Grd. 70)
- 1 - 2,000 lb Top-Wind Jack
- 2 - 3,500 lb Dexter 1 Elec/Spring Axles
- 15" 5-Hole Wheels
- ST205/75 R15 LRC Tires
- Multi-Leaf Spring
- 5" Channel Tongue
- 3" x 5" Angle Iron Frame
- 2" X 2" x 1/8" Angle Iron Front Rail
- 2" x 2" x 1/8" Angle Iron Uprights (Front Rail)
- 5' Slide-In Ramps
- 3" Channel 24" OC Crossmembers
- Treated Pine Wood Flooring
- Weld-On Smooth Plate Fenders
- 4 - 3" Standard D-Rings
- LED D.O.T. Stop, Tail, & Clearance Lights
- 16 Ga. 5-Way Double-Insulated Harness w/7-way Plug
- Mechanical and/or Chemical Pretreatment for Maximum Paint Adhesion
- Black - Sherwin-Williams Powdura OneCure, Primer w/Polyester TGIC Gloss Powder Topcoat

### AXLE OPTIONS

Code	Description	MSRP
ESA	2 - 3,500 Lb Dexter 1 Elec/Brake FSA	Standard
ESB	2 - 3,500 Lb Dexter 2 Elec/Spring FSA	\$171.43
HS1	2 - 3,500 Lb Dexter 1 Hyd/Spring	\$778.57
HS2	2 - 3,500 Lb Dexter 2 Hyd/Spring	\$1,021.43

### COUPLER OPTIONS

Code	Description	MSRP
C01	Coupler 2" A-Frame Cast	Standard
C02	Coupler 2" A-Frame Stamped	\$35.71
C03	Coupler 2" A-Frame Cast Hyd.	\$0.00
C04	Coupler 2" Adjustable 4 Hole	\$35.71
C06	Coupler 2-5/16" A-Frame Stamped	\$57.14
C07	Coupler 2-5/16" Adjustable 4 Hole	\$64.29
C08	Coupler 2-5/16" Adjustable Hyd.	\$0.00
C11	Pintle Ring 3" Adjustable 4 Hole	\$0.00

### COLOR OPTIONS

Code	Description	MSRP
CB2	Black W/Primer	\$0.00
CBM	Metallic Black W/Primer	\$178.57
CG3	Gray W/Primer	\$107.14
CW4	White W/Primer	\$357.14
CR5	Red W/Primer	\$107.14
CB6	Blue W/Primer	\$107.14
CG7	Green W/Primer	\$107.14
CY8	Yellow W/Primer	\$107.14
CO9	Orange W/Primer	\$107.14
CA1	OD Army Green W/Primer	\$107.14
CT2	Coyote Tan W/Primer	\$107.14
CP0	Pink W/Primer	\$107.14
CNG	Neon Green W/Primer	\$107.14
CS1	Silver W/Primer	\$107.14
CAM	Aggie Maroon W/Primer	\$107.14
WM1	Western Metallic W/Primer	\$107.14
CP1	Purple W/Primer	\$178.57

# Options (CP) | 3" x 5" Angle Iron Frame | Tandem Axle Carhauler

## TAIL, GATE & RAMP OPTIONS

Code	Description	MSRP
D01	2' Dove Tail	\$71.43
D02	2' Diamond Plate On Dove Tail	\$164.29
D03	3' Dove Tail	\$78.57
D04	4' Dove Tail	\$85.71
D05	3' Diamond Plate Dove Tail	\$214.29
H00	No Ramps	\$0.00
H03	5' Fold Up Ramps	\$142.86
H04	5' 3rd. Fold Up Ramp	\$392.85
H09	6' Slide-In Ramps	\$107.14
H14	5' Slide-IN Ramps (Standard 18'+)	\$0.00
G54	4' HD Fold Gate w/Springs	\$200.00
G64	4' HD Split Fold Gate w/Springs	\$214.29
G55	5' HD Fold Gate w/Springs	\$228.57
G65	5' HD Split Fold Gate w/Springs	\$271.43
G56	6' HD Fold Gate w/Springs	\$300.00
G66	6' HD Split Fold Gate w/Springs	\$342.86
G99	6' Stand Up Ramps w/Center Gate	\$514.29

## OTHER OPTIONS

Code	Description	MSRP
RR1	2" Rub Rail	\$7.14/FT
RH1	Receiver Hitch	\$142.86
RS0	2 - Pipes ONLY For Rear Support Stnds	\$14.29
RS1	2 - Rear Support Stands (5K Swivel)	\$128.57
RS2	2 - Rear Support Stands (Tube)	\$121.43
RS3	2 - Rear Support Stands (7K Jacks)	\$142.86
STA	Spare ST205/75 R15 LRC Black	\$142.86
STC	Spare ST205/75 R15 LRC Silver	\$107.14
STE	Spare ST225/75 R15 LRD Silver	\$114.29
STV	Spare ST205/75 R15 LRC Aluminum	\$300.00
SP1	4 - Additional Stake Pockets	\$28.57
SP8	8 - Additional Stake Pockets	\$57.14
T01	Tongue Mount Tool Box w/Gas Shock	\$178.57
T13	Tongue Mount Tool Box 22" Tall	\$214.29
TC1	Front Tool Cage w/Exp Metal	\$292.86
TM1	Spare Tire Mount	\$42.86
TM2	Removable Spare Tire Mount	\$57.14
W01	Winch Plate (8" Channel )	\$71.43
W02	1/2" Winch Plate	\$185.71
W15	12,000 lb. Winch Package w/1/2" Plate	\$1,421.43

## OTHER OPTIONS

Code	Description	MSRP
A02	ST205/75 R15 LRC	Standard
A04	ST225/75 R15 LRD	\$57.14/ea.
A24	ST205/75 R15 LRC w/Alum Wheels	\$171.43/ea.
E02	Treated Pine Floor	Standard
E03	Steel Floor DP	\$27.14/FT
E05	Rough Oak Floor	\$22.86/FT
E07	Douglas Fir Wood Floor	\$11.42/FT
E09	Blackwood Lumber (Classic)	\$28.57/FT
F03	Smooth Plate Fenders (weld-on)	\$0.00
F04	Smooth Plate Fenders (removable)	\$0.00
F05	Diamond Plate Fenders (weld-on)	\$64.29
F06	Diamond Plate Fenders (removable)	\$64.29
F08	DP Aluminum Fenders (removable)	\$178.57
F09	Drive Over Fenders (weld-on)	\$171.43
FH1	Fork Holders	\$250.00
I00	24" OC Crossmembers	Standard
I01	16" Crossmembers	\$10.00/FT
I02	12" Crossmembers	\$15.71/FT
J01	Jack 5K Top-Wind Swivel	Standard
J02	Jack Drop Leg 7000 lb.	\$50.00
K30	Double Hinges for 2 Ramps	\$78.57
K31	Double Hinges for 3 Ramps	\$114.29
L03	Lighting, LED	Standard
L05	Lighting LED (Back Up)	\$135.71
L07	7-way RV w/Cold Weather Harness	\$35.71
L08	Lighting LED (Back Up) w/Cold Weather Harness	\$171.43
M03	4 - D-Rings 3" Weld-On	Standard
M04	D-Rings 4" Weld-On	\$28.57/ea.
M06	D-Rings 4" Recessed 360 Rotational Bolt On	\$57.14/ea.
M33	3" Removable D-Rings	\$41.43/ea.
M44	4" Removable D-Rings	\$48.57/ea.
MF1	Mud Flaps	\$71.43
P02	Angle Iron Side Rails (weld on)	\$0.00/FT
P08	3" Pipe Top Side Rails (weld-on)	\$11.43/FT
P04	Sq. Tube Side Rails (weld on)	\$11.43/FT
Q02	16" Exp. Metal Sides	\$7.14/FT
R02	16" Solid Metal Sides	\$10.00/FT
RB1	Running Boards	\$7.14/FT



## CH | 6" Channel Frame Tandem Axle Carhauler | 14,000 Lb GVWR

MODEL#	DESCRIPTION	WEIGHT (lbs)	MSRP
CH8312072	83" X 12' Carhauler	2305	\$4,078.57
CH8314072	83" X 14' Carhauler	2456	\$4,185.71
CH8316072	83" X 16' Carhauler	2624	\$4,278.57
CH8318072	83" X 18' Carhauler	2783	\$4,348.57
CH8320072	83" X 20' Carhauler	2945	\$4,514.29
CH8322072	83" X 22' Carhauler	3153	\$4,635.71
CH8324072	83" X 24' Carhauler	3723	\$5,185.71
CH8326072	83" X 26' Carhauler	3881	\$5,421.43
CH8328072	83" X 28' Carhauler	4350	\$5,614.29
CH8330072	83" X 30' Carhauler	N/A	\$5,864.29
CH8332072	83" X 32' Carhauler	4570	\$6,114.29
CH8334072	83" X 34' Carhauler	4890	\$6,371.43
CH8336072	83" X 36' Carhauler	N/A	\$6,621.43
CH8338072	83" X 38' Carhauler	N/A	\$6,878.57
CH8340072	83" X 40' Carhauler	5860	\$7,128.57
CH0212072	102" X 12' Carhauler	2431	\$4,585.71
CH0214072	102" X 14' Carhauler	2688	\$4,707.14
CH0216072	102" X 16' Carhauler	2945	\$4,800.00
CH0218072	102" X 18' Carhauler	3202	\$4,892.86
CH0220072	102" X 20' Carhauler	3459	\$5,028.57
CH0222072	102" X 22' Carhauler	3716	\$5,157.14
CH0224072	102" X 24' Carhauler	4525	\$5,700.00
CH0226072	102" X 26' Carhauler	4782	\$5,928.57
CH0228072	102" X 28' Carhauler	4800	\$6,185.71
CH0230072	102" X 30' Carhauler	N/A	\$6,435.71
CH0232072	102" X 32' Carhauler	5500	\$6,685.71
CH0234072	102" X 34' Carhauler	5800	\$6,942.86
CH0236072	102" X 36' Carhauler	5900	\$7,192.86
CH0238072	102" X 38' Carhauler	N/A	\$7,442.85
CH0240072	102" X 40' Carhauler	N/A	\$7,700.00

CH8312072

PRODUCT TYPE	PRODUCT WIDTH	PRODUCT LENGTH	GAWR AXLE	# OF AXLES	AXLE TYPE
--------------	---------------	----------------	-----------	------------	-----------

### STANDARD SPECIFICATIONS

- 14,000 lb GVWR
- 7,000 lb GAWR (ea. axle)
- 2-5/16" Adjustable Coupler
- 2 - Safety Chains (5/16" Grd. 70)
- 1 - 10K Drop Leg Spring Return (24' = 2-10K Jacks)
- 2 - 7,000 lb Dexter 2 Elec/Spring Axles
- 16" 8-Hole Wheels
- ST235/80 R16 LRE Tires
- Multi-Leaf Spring
- 6" Channel (8.2 lbs/ft)(24' + 8" Channel Frame)
- 6" Channel (8.2 lbs/ft)(24' + 8" Channel Frame)
- 2" X 2" x 1/8" Tubing Front Rail
- 2" x 2" x 3/16" Agle Iron Uprights (Front Rail)
- 5' Slide-In Ramps (18' & Up Rear Slide-In, 16' & Down Side Slide-In)
- 3" Channel 16" OC Crossmembers
- Treated Pine Wood Flooring
- Removable Steel Diamond Plate Fenders
- 4 - 3" Standard D-Rings
- LED D.O.T. Stop, Tail, & Clearance Lights
- 16 Ga. 5-Way Double-Insulated Harness w/Cold Weahter Cord 7-way RV Plug
- Mechanical and/or Chemical Pretreatment for Maximum Paint Adhesion
- Black - Sherwin-Williams Powdura OneCure, Primer w/Polyester TGIC Gloss Powder Topcoat

\*\*\*NOTE: Option F09, Weld-On Drive-Over Fenders Standard on all 120" Wide Carhaulers\*\*\*  
 NOTE:\*\*\*8" Channel Frame & Dual Jacks Standard on 24FT+ Length Carhaulers\*\*\* \*\*NOTE: By selecting the Drop/Torsion axle options, the min frame will be 80" wide\*\*\*

### AXLE OPTIONS

Code	Description	MSRP
ESB	2 - 7,000 Lb Dexter 2 ElecSpring FSA	Standard
HS2	2 - 7,000 Lb Dexter 2 Hyd Drum/Spring	\$814.29
DS2	2 - 7,000 Lb Dexter 2 Hyd Disc/Spring	\$1,278.57
ESB	2 - 8,000 Lb Dexter 2 Elec/Spring FSA	\$2,850.00
ESC	3 - 7,000 Lb Dexter 3 Elec/Spring FSA	\$1,142.85
HS3	3 - 7,000 Lb Dexter 3 Hyd Drum/Spring	\$2,292.86
DS3	3 - 7,000 Lb Dexter 3 Hyd Disc/Spring	\$2,807.14
ESC	3 - 8,000 Lb Dexter 3 Elec/Spring FSA	\$4,071.43
EDB	2 - 7,000 Lb Dexter 2 Elec/Drop FSA	\$121.42
HD2	2 - 7,000 Lb Dexter 2 Hyd Drum/Drop	\$1,142.86
ETB	2 - 7,000 Lb Dexter (LEVEL) 2 Elec/Tors	\$664.29
HT2	2 - 7,000 Lb Dexter (LEVEL) 2 Hyd/Drum/Tors	\$1,571.42
EDC	3 - 7,000 Lb Dexter 3 Elec/Drop	\$1,400.00
HD3	3 - 7,000 Lb Dexter 3 Hyd Drum/Drop	\$2,257.14
ETC	3 - 7,000 Lb Dexter (DOWN) 3 Elec/Tors	\$1,800.00
HT3	3 - 7,000 Lb Dexter (LEVEL) 3 Hyd Drum/Tors	\$2,978.57



# Options (CH) | 5" Channel Frame | Tandem Axle Carhauler

## COLOR OPTIONS

Code	Description	MSRP
CB2	Black W/Primer	\$0.00
CBM	Metallic Black W/Primer	\$178.57
CG3	Gray W/Primer	\$107.14
CW4	White W/Primer	\$357.14
CR5	Red W/Primer	\$107.14
CB6	Blue W/Primer	\$107.14
CG7	Green W/Primer	\$107.14
CY8	Yellow W/Primer	\$107.14
CO9	Orange W/Primer	\$107.14
CA1	OD Army Green W/Primer	\$107.14
CT2	Coyote Tan W/Primer	\$107.14
CP0	Pink W/Primer	\$107.14
CNG	Neon Green W/Primer	\$107.14
CS1	Silver W/Primer	\$107.14
CAM	Aggie Maroon W/Primer	\$107.14
WM1	Western Metallic W/Primer	\$107.14
CP1	Purple W/Primer	\$178.57

## COUPLER OPTIONS

Code	Description	MSRP
C07	Coupler 2-5/16" Adjustable (4-hole)	Standard
C08	Coupler 2-5/16" Adjustable Hyd.	\$0.00
C09	Coupler 2-5/16" Adj Flat Mount Turtle	\$278.57
C10	Coupler 2-5/16" Adjustable (6-hole)	\$14.29
C11	Pintle Ring 3" Adjustable 4-hole	\$0.00
C12	Pintle Ring 3" Plate Mount	\$107.14
C18	Pintle Ring 3" Adjustable Hyd.	\$0.00
C22	Pintle Ring 3" Adjustable 6-hole	\$0.00
C27	Coupler 2-5/16" Adjustable (4-hole) BD	\$100.00
C31	Coupler 2-5/16" Adjustable (6-hole) BD	\$114.29

## TAIL, GATE & RAMP OPTIONS

Code	Description	MSRP
D01	2' Dove Tail (14FT+ Only)	\$71.43
D02	2' Diamond Plate Dove (14FT+ Only)	\$164.29
D03	3' Dove Tail (14FT+ Only)	\$78.57
D04	4' Dove Tail (14FT+ Only)	\$85.71
D05	3' Diamond Plate Dove (14FT+ Only)	\$214.29
H00	No Ramps	\$0.00
H03	5' Fold Up Ramps	\$142.86
H04	3rd. 5' Fold Up Ramp	\$392.86
H08	MAX Ramps w/Dove	\$492.86
H09	6' Slide-In Ramps	\$107.14
H10	6' Fld Up Ramps	\$250.00
H14	5' Rear Slide-In Ramps (Standard 18'+)	Standard
G54	4' HD Fold Gate w/Springs	\$200.00
G55	5' HD Fold Gate w/Springs	\$228.57
G56	6' HD Fold Gate w/Springs	\$300.00
G64	4' HD Split Fold Gate w/Springs	\$214.29
G65	5' HD Split Fold Gate w/Springs	\$271.43
G66	6' HD Split Fold Gate w/Springs	\$342.86
G99	6' Stand Up Ramps w/Center Gate	\$514.29

## OTHER OPTIONS

Code	Description	MSRP
A05	ST235/80 R16 LRE	\$0.00
A06	ST235/85 R16 LRG	\$107.14/ea.
A14	ST235/85 R16 LRG w/Chrome Wheels	\$242.86/ea.
A15	215/75 R17.5 LRH (Singles)(8k Axles)	\$221.43/ea.
A16	ST235/80 R16 LRE w/Alum Wheels	\$178.57/ea.
A17	ST235/85 R16 LRG w/Alum Wheels	\$285.71/ea.

## OTHER OPTIONS

Code	Description	MSRP
A20	ST235/80 R16 LRE w/Chrome Wheels	\$135.71/ea.
A22	215/75 R17.5 LRH w/Alum (Singles)	\$292.86/ea.
E02	Treated Pine Floor	Standard
E03	Steel Floor DP	\$27.14/FT
E05	Rough Oak Floor	\$22.86/FT
E07	Douglas Fir Wood Floor	\$11.43/FT
E09	Blackwood Lumber (Classic)	\$28.57/FT
EI1	Wet Bolt Equalizer Kit	\$35.71
F05	Diamond Plate Fenders (weld-on)	\$0.00
F06	Steel DP Fenders (removable)	Standard
F09	Drive Over Fenders (weld-on)	\$171.43
FH1	Fork Holders	\$250.00
I01	16" OC Crossmembers	\$Standard
I02	12" OC Crossmembers	\$15.71/FT
J04	Jack Drop Leg 1-10K	Standard
J05	Jack Drop Leg 2-10K (standard on 24'+)	\$221.43
J11	1-10K Hyd. Jack w/Solar Panel Charger	\$1,621.42
J07	2-10K Hyd. Jacks w/Solar Charger	\$1,764.28
K30	Double Hinges for 2 Ramps	\$78.57
K31	Double Hinges for 3 Ramps	\$114.29
L07	7-way RV w/Cold Weather Harness	Standard
L08	Lighting LED (Back Up) w/Cold Weather Harness	\$135.71
M03	4 - D-Rings 3" Weld-On	Standard
M04	D-Rings 4" Weld-On	\$28.57/ea.
M06	D-Rings 4" Recessed 360 Rotational Bolt On	\$57.14/ea.
M33	3" Removable D-Rings	\$41.43/ea.
M44	4" Removable D-Rings	\$48.57/ea.
MF1	Mud Flaps	\$71.43
P09	3" Pipe Top Side Rails (removable)	\$17.14/FT
P03	2-3/8" Pipe Top Side Rails (weld on)	\$11.43/FT
P06	2-3/8" Pipe Top Side Rails (removable)	\$17.14/FT
P04	Sq. Tube Side Rails (weld on)	\$11.43 \$11.43/FT
P07	Sq. Tube Side Rails (removable)	\$17.14/FT
P09	3" Pipe Top Side Rails (weld on)	\$11.43/FT
RB1	Running Boards	\$7.14/FT
RR1	2" Rub Rail	\$7.14/FT
RH1	Receiver Hitch	\$142.86
RS0	2 - Pipes ONLY For Rear Support Stnds	\$14.28
RS1	2 - Rear Support Stands (5K Swivel)	\$128.57
RS2	2 - Rear Support Stands (Tube)	\$121.43
RS3	2 - Rear Support Stands (7K Jacks)	\$142.86
SG2	4' Front Stone Guard	\$428.57
STI	Spare ST235/80 R16 LRE Silver	\$200.00
STK	Spare ST235/85 R16 LRG Silver	\$257.14
STP	Spare ST235/80 R16 LRE Aluminum	\$328.57
STQ	Spare ST235/85 R16 LRG Aluminum	\$492.86
STS	Spare ST235/80 R16 LRE Chrome	\$328.57
STU	Spare ST235/85 R16 LRG Chrome	\$400.00
STT	Spare 215/75 R17.5 LRH Single	\$328.57
SP1	4 - Additional Stake Pockets	\$28.57
SP8	8 - Additional Stake Pockets	\$57.14
T01	Tongue Mount Tool Box w/Gas Shock	\$178.57
T13	Tongue Mount Tool Box 22" Tall	\$214.29
TM1	Spare Tire Mount	\$42.86
TM2	Removable Spare Tire Mount	\$57.14
W01	Winch Plate (8" Channel)	\$71.43
W02	1/2" Winch Plate	\$185.71
W15	12,000 lb. Winch Pkg w/1/2" Plate	\$1,421.43



## CH | 5" Channel Frame Tandem Axle Carhauler | 9,990 Lb GVWR

MODEL#	DESCRIPTION	WEIGHT (lbs)	MSRP
CH8310052	83" X 10' Carhauler	N/A	\$3,207.14
CH8312052	83" X 12' Carhauler	2062	\$3,321.43
CH8314052	83" X 14' Carhauler	2213	\$3,435.70
CH8316052	83" X 16' Carhauler	2380	\$3,528.57
CH8318052	83" X 18' Carhauler	2540	\$3,628.57
CH8320052	83" X 20' Carhauler	2702	\$3,764.28
CH8322052	83" X 22' Carhauler	2909	\$3,298.86
CH8324052	83" X 24' Carhauler	3437	\$4,442.86
CH8326052	83" X 26' Carhauler	N/A	\$4,571.43
CH0212052	102" X 12' Carhauler	2190	\$3,835.71
CH0214052	102" X 14' Carhauler	2448	\$3,950.00
CH0216052	102" X 16' Carhauler	2706	\$4,050.00
CH0218052	102" X 18' Carhauler	2964	\$4,150.00
CH0220052	102" X 20' Carhauler	3222	\$4,285.71
CH0222052	102" X 22' Carhauler	3480	\$4,414.29
CH0224052	102" X 24' Carhauler	3738	\$4,964.29
CH0226052	102" X 26' Carhauler	N/A	\$5,092.86

**CH8312052**

PRODUCT TYPE	PRODUCT WIDTH	PRODUCT LENGTH	GAWR AXLE	# OF AXLES	AXLE TYPE
--------------	---------------	----------------	-----------	------------	-----------

### STANDARD SPECIFICATIONS

- 9,900 lb GVWR
- 5,200 lb GAWR (ea. axle)
- 2-5/16" Adjustable Coupler
- 2 - Safety Chains (1/4" Grd. 70)
- 1 - 7,000 lb Drop-Leg Jack
- 2 - 5,200 lb Dexter 1 Elec/Spring Axles
- 15" 6-Hole Wheels
- ST225/75 R15 LRD Tires
- Multi-Leaf Spring
- 5" Channel Tongue
- 5" Channel Frame
- 2" X 2" x 1/8" Tubing Front Rail
- 2" x 2" x 3/16" Agle Iron Uprights (Front Rail)
- 5' Slide-In Ramps (18' & Up Rear Slide-In, 16' & Down Side Slide-In)
- 3" Channel 24" OC Crossmembers
- Treated Pine Wood Flooring
- Removable Steel Diamond Plate Fenders
- 4 - 3" Standard D-Rings
- LED D.O.T. Stop, Tail, & Clearance Lights
- 16 Ga. 5-Way Double-Insulated Harness w/Cold Weahter Cord 7-way RV Plug
- Mechanical and/or Chemical Pretreatment for Maximum Paint Adhesion
- Black - Sherwin-Williams Powdura OneCure, Primer w/Polyester TGIC Gloss Powder Topcoat

\*\*\*NOTE: Option F09, Weld-On Drive-Over Fenders Standard on all 102" Wide Carhaulers\*\*\*  
 \*\*\*NOTE: By selecting the Drop/Torsion axle options, the min frame will be 80" wide\*\*\*

### AXLE OPTIONS

Code	Description	MSRP	Code	Description	MSRP
ESA	2 - 5,200 Lb Dexter 1 Elec/Brake FSA	Standard	EDB	2 - 5,200 Lb Dexter 2 Elec/Drop FSA	\$278.57
ESB	2 - 5200 Lb Dexter 2 Elec/Spring FSA	\$171.43	HD1	2 - 5,200 Lb Dexter 1 Hyd Drum/Drop	\$871.43
HS1	2 - 5200 Lb Dexter 1 Hyd/Spring	\$778.57	HD2	2 - 5,200 Lb Dexter 2 Hyd Drum/Drop	\$1,178.57
HS2	2 - 5200 Lb Dexter 2 Hyd/Spring	\$1,021.43	ETA	2 - 5,200 Lb Dexter (LEVEL) 1 Elec/Tors FSA	\$407.14
ESAY12	2 - 5,200 Lb Dexter 1 Elec/Brake FSA (Slipper)	\$107.14	ETB	2 - 5,200 Lb Dexter (LEVEL) 2 Elec/Tors FSA	\$607.14
ESBY12	2 - 5200 Lb Dexter 2 Elec/Spring FSA (Slipper)	\$278.57	HT1	2 - 5,200 Lb Dexter (LEVEL) 1 Hyd Drum/Tors	\$1,192.86
EBA	2 - 5,200 Lb Dexter 1 Elec/Drop FSA	\$107.14	HT2	2 - 5,200 Lb Dexter (LEVEL) 2 Hyd Drum/Tors	\$1,514.29

# Options (CH) | 5" Channel Frame | Tandem Axle Carhauler

## COLOR OPTIONS

Code	Description	MSRP
CB2	Black W/Primer	\$0.00
CBM	Metallic Black W/Primer	\$178.57
CG3	Gray W/Primer	\$107.14
CW4	White W/Primer	\$357.14
CR5	Red W/Primer	\$107.14
CB6	Blue W/Primer	\$107.14
CG7	Green W/Primer	\$107.14
CY8	Yellow W/Primer	\$107.14
CO9	Orange W/Primer	\$107.14
CA1	OD Army Green W/Primer	\$107.14
CT2	Coyote Tan W/Primer	\$107.14
CP0	Pink W/Primer	\$107.14
CNG	Neon Green W/Primer	\$107.14
CS1	Silver W/Primer	\$107.14
CAM	Aggie Maroon W/Primer	\$107.14
WM1	Western Metallic W/Primer	\$107.14
CP1	Purple W/Primer	\$178.57

## COUPLER OPTIONS

Code	Description	MSRP
C05	Coupler 2-5/16" A-Frame (Cast)	\$35.71
C06	Coupler 2-5/16" A-Frame (Stamped)	\$0.00
C07	Coupler 2-5/16" Adjustable 4 Hole	Standard
C08	Coupler 2-5/16" Adjustable Hyd.	\$0.00
C10	Coupler 2-5/16" Adjustable 6 Hole	\$14.29
C11	Pintle Ring 3" Adjustable 4 Hole	\$0.00
C22	Pintle Ring 3" Adjustable 6 Hole	\$14.29
C27	Coupler 2-5/16" A-Frame (4-Hole) BD	\$100.00

## TAIL, GATE & RAMP OPTIONS

Code	Description	MSRP
D01	2' Dove Tail (14FT+ Only)	\$71.43
D02	2' Diamond Plate Dove (14FT+ Only)	\$164.29
D03	3' Dove Tail (14FT+ Only)	\$78.57
D04	4' Dove Tail (14FT+ Only)	\$85.71
D05	3' Diamond Plate Dove (14FT+ Only)	\$214.29
H00	No Ramps	\$0.00
H02	5' Slide-In Ramps	Standard
H03	5' Fold Up Ramps	\$142.86
H04	3rd. 5' Fold Up Ramp	\$392.86
H09	6' Slide-In Ramps	\$107.14
H14	5' Rear Slide-In Ramps (Standard 18'+)	\$0.00
G54	4' HD Fold Gate w/Springs	\$200.00
G64	4' HD Split Fold Gate w/Springs	\$214.29
G55	5' HD Fold Gate w/Springs	\$228.57
G65	5' HD Split Fold Gate w/Springs	\$271.43
G56	6' HD Fold Gate w/Springs	\$300.00
G66	6' HD Split Fold Gate w/Springs	\$342.86
G99	6' Stand Up Ramps w/Center Gate	\$514.29

## OTHER OPTIONS

Code	Description	MSRP
A04	ST225/75 R15 LRD	Standard
A05	ST235/80 R16 LRE	\$57.14/ea.
A12	ST225/75 R15 LRD w/Chrome Whls	\$107.14/ea.
A13	ST235/80 R16 LRE w/Chrome Whls	\$164.29/ea.
A18	ST225/75 R15 LRD w/Alum Wheels	\$185.71/ea.
A19	ST235/80 R16 LRE w/Alum Wheels	\$278.57/ea.
A23	ST235/85 R16 LRG	\$107.14/ea.
B04	6" Channel Frame	\$7.14/FT

## OTHER OPTIONS

Code	Description	MSRP
E02	Treated Pine Floor	Standard
E03	Steel Floor DP	\$27.14/FT
E05	Rough Oak Floor	\$22.86/FT
E07	Douglas Fir Wood Floor	\$11.43/FT
E09	Blackwood Lumber	\$28.57/FT
F05	Diamond Plate Fenders (weld-on)	\$64.29
F06	Diamond Plate Fenders (removable)	\$64.29
F08	DP Aluminum Fenders (removable)	\$178.57
F09	Drive Over Fenders (weld-on)	\$171.43
FH1	Fork Holders	\$250.00
I00	24" OC Crossmembers	Standard
I01	16" OC Crossmembers	\$10.00/FT
I02	12" OC Crossmembers	\$15.71/FT
J02	Jack, 7K Drop Leg	Standard
J04	1 - Jack, 10K Drop Leg	\$150.00
J05	2 - Jacks, 10K Drop Leg	\$257.14
J07	2-10K Hyd. Jacks w/Solar Charger	\$1,764.29
J11	1-10K Hyd. Jack w/Solar Charger	\$1,621.43
K30	Double Hinges for 2 Ramps	\$78.57
K31	Double Hinges for 3 Ramps	\$114.29
L07	7-way RV w/Cold Weather Harness	Standard
L08	Lighting LED (Back Up) w/Cold Weather Harness	\$135.71
M03	4 - D-Rings 3" Weld-On	Standard
M04	D-Rings 4" Weld-On	\$28.57/ea.
M06	D-Rings 4" Recessed 360 Rotational Bolt On	\$57.14/ea.
M33	3" Removable D-Rings	\$41.43/ea.
M44	4" Removable D-Rings	\$48.57/ea.
MF1	Mud Flaps	\$71.43
P09	3" Pipe Top Side Rails (removable)	\$17.14/FT
P03	2-3/8" Pipe Top Side Rails (weld on)	\$11.43/FT
P06	2-3/8" Pipe Top Side Rails (removable)	\$17.14/FT
P04	Sq. Tube Side Rails (weld on)	\$11.43
P07	Sq. Tube Side Rails (removable)	\$17.14/FT
P09	3" Pipe Top Side Rails (weld on)	\$11.43/FT
RB1	Running Boards	\$7.14/FT
RR1	2" Rub Rail	\$7.14/FT
RH1	Receiver Hitch	\$142.86
RS0	2 - Pipes ONLY For Rear Support Stnds	\$14.29
RS1	2 - Rear Support Stands (5K Swivel)	\$128.57
RS2	2 - Rear Support Stands (Tube)	\$121.43
RS3	2 - Rear Support Stands (7K Jacks)	\$142.86
STG	Spare ST225/75 R15 LRD Silver	\$128.57
STH	Spare ST235/80 R16 LRE Silver	\$200.00
STJ	Spare ST225/75 R15 LRD Aluminum	\$314.29
STL	Spare ST235/80 R16 LRE Aluminum	\$385.71
STN	Spare ST225/75 R15 LRD Chrome	\$235.71
STO	Spare ST235/80 R16 LRE Chrome	\$285.71
STX	Spare 235/85 R16 LRE Silver	\$257.14
SP1	4 - Additional Stake Pockets	\$28.57
SP8	8 - Additional Stake Pockets	\$57.14
T01	Tongue Mount Tool Box w/Gas Shock	\$178.57
T13	Tongue Mount Tool Box 22" Tall	\$214.28
TM1	Spare Tire Mount	\$42.85
TM2	Removable Spare Tire Mount	\$57.14
W01	Winch Plate	\$71.43
W02	1/2" Winch Plate	\$185.71
W15	12,000 lb. Winch Package w/1/2" Plate	\$1,421.43



# CH | 5" Channel Frame Tandem Axle Carhauler | 7,000 Lb GVWR

MODEL#	DESCRIPTION	WEIGHT (lbs)	MSRP
CH8310032	83" X 10' Carhauler	N/A	\$2,785.71
CH8312032	83" X 12' Carhauler	1860	\$2,892.86
CH8314032	83" X 14' Carhauler	2003	\$3,000.00
CH8316032	83" X 16' Carhauler	2160	\$3,092.85
CH8318032	83" X 18' Carhauler	2310	\$3,185.71
CH8320032	83" X 20' Carhauler	2462	\$3,328.57
CH8322032	83" X 22' Carhauler	2613	\$3,450.00
CH0212032	102" X 12' Carhauler	2106	\$3,435.71
CH0214032	102" X 14' Carhauler	2299	\$3,542.86
CH0216032	102" X 16' Carhauler	2492	\$3,635.71
CH0218032	102" X 18' Carhauler	2684	\$3,728.57
CH0220032	102" X 20' Carhauler	2877	\$3,864.29
CH0222032	102" X 22' Carhauler	3069	\$3,992.86

CH8312032

PRODUCT TYPE	PRODUCT WIDTH	PRODUCT LENGTH	GAWR AXLE	# OF AXLES	AXLE TYPE
--------------	---------------	----------------	-----------	------------	-----------

## STANDARD SPECIFICATIONS

- 7,000 lb GVWR
- 3,500 lb GAWR (ea. axle)
- 2" A-Frame 7,000 lb Coupler
- 2 - Safety Chains (5/16" Grd. 30)
- 1 - 5,000 lb Top-Wind Swivel Jack
- 2 - 3,500 lb Dexter 1 Elec/Spring Axles
- 15" 5-Hole Wheels
- ST205/75 R15 LRC Tires
- Multi-Leaf Spring
- 5" Channel Tongue
- 5" Channel Frame
- 2" X 2" x 1/8" Tubing Front Rail
- 2" x 2" x 3/16" Agle Iron Uprights (Front Rail)
- 5' Slide-In Ramps (18' & Up Rear Slide-In, 16' & Down Side Slide-In)
- 3" Channel 24" OC Crossmembers
- Treated Pine Wood Flooring
- Removable Smooth Plate Fenders
- 4 - 3" Standard D-Rings
- LED D.O.T. Stop, Tail, & Clearance Lights
- 16 Ga. 5-Way Double-Insulated Harness w/Cold Weahter Cord 7-way RV Plug
- Mechanical and/or Chemical Pretreatment for Maximum Paint Adhesion
- Black - Sherwin-Williams Powdura OneCure, Primer w/Polyester TGIC Gloss Powder Topcoat

\*\*\*NOTE: By selecting the Drop/Torsion axle options, the min frame will be 80" wide\*\*\*

## AXLE OPTIONS

Code	Description	MSRP
ESA	2 - 3,500 Lb Dexter 1 Elec/Spring FSA	Standard
ESB	2 - 3,500 Lb Dexter Axles 2 Elec/Spring FSA	\$171.43
HS1	2 - 3,500 Lb Axles 1 Hyd Brake	\$607.14
HS2	2 - 3,500 Lb Axles 2 Hyd Brakes	\$885.71
EBA	2 - 3,500 Lb Dexter 1 Elec/Drop FSA	\$107.14
EDB	2 - 3,500 Lb Dexter 2 Elec/Drop FSA	\$278.57
HD1	2 - 3,500 Lb Dexter 1 Hyd Drum/Drop	\$635.71
HD2	2 - 3,500 Lb Dexter 2 Hyd Drum/Drop	\$914.29
ETA	2 - 3,500 Lb Dexter (LEVEL) 1 Elec/Tors FSA	\$392.86
ETB	2 - 3,500 Lb Dexter (LEVEL) 2 Elec/Tors FSA	\$535.71
HT1	2 - 3,500 Lb Dexter (LEVEL) 1 Hyd Drum/Tors	\$1,007.14
HT2	2 - 3,500 Lb Dexter (LEVEL) 2 Hyd Drum/Tors	\$1,271.43

## COLOR OPTIONS

Code	Description	MSRP
CB2	Black W/Primer	\$0.00
CBM	Metallic Black W/Primer	\$178.57
CG3	Gray W/Primer	\$107.14
CW4	White W/Primer	\$357.14
CR5	Red W/Primer	\$107.14
CB6	Blue W/Primer	\$107.14
CG7	Green W/Primer	\$107.14
CY8	Yellow W/Primer	\$107.14
CO9	Orange W/Primer	\$107.14
CA1	OD Army Green W/Primer	\$107.14
CT2	Coyote Tan W/Primer	\$107.14
CP0	Pink W/Primer	\$107.14
CNG	Neon Green W/Primer	\$107.14
CS1	Silver W/Primer	\$107.14
CAM	Aggie Maroon W/Primer	\$107.14
WM1	Western Metallic W/Primer	\$107.14
CP1	Purple W/Primer	\$178.57

# Options (CH) | 5" Channel Frame | Tandem Axle Carhauler

## COUPLER OPTIONS

Code	Description	MSRP
C01	Coupler 2" A-Frame Cast	Standard
C02	Coupler 2" A-Frame Stamped	\$35.71
C03	Coupler 2" A-Frame Cast Hyd.	\$0.00
C04	Coupler 2" Adjustable 4 Hole	\$35.71
C06	Coupler 2-5/16" A-Frame Stamped	\$57.14
C07	Coupler 2-5/16" Adjustable 4 Hole	\$64.29
C11	Pintle Ring 3" Adjustable 4 Hole	\$64.29
C22	Pintle Ring 3" Adjustable 6 Hole	\$64.29

## TAIL, GATE & RAMP OPTIONS

Code	Description	MSRP
D01	2' Dove Tail (14FT+ Only)	\$71.43
D02	2' Diamond Plate Dove (14FT+ Only)	\$164.29
D03	3' Dove Tail (14FT+ Only)	\$78.57
D04	4' Dove Tail (14FT+ Only)	\$85.71
D05	3' Diamond Plate Dove (14FT+ Only)	\$214.29
H00	No Ramps	\$0.00
H02	5' Slide-In Ramps	Standard
H03	5' Fold Up Ramps	\$142.86
H04	3rd. 5' Fold Up Ramp	\$392.86
H09	6' Slide-In Ramps	\$107.14
H14	5' Rear Slide-In Ramps (Standard 18'+)	\$0.00
G54	4' HD Fold Gate w/Springs	\$200.00
G64	4' HD Split Fold Gate w/Springs	\$214.29
G55	5' HD Fold Gate w/Springs	\$228.57
G65	5' HD Split Fold Gate w/Springs	\$271.43
G56	6' HD Fold Gate w/Springs	\$300.00
G66	6' HD Split Fold Gate w/Springs	\$342.86
G99	6' Stand Up Ramps w/Center Gate	\$514.29

## OTHER OPTIONS

Code	Description	MSRP
A02	ST205/75 R15 LRC	Standard
A04	ST225/75 R15 LRD	\$57.14/ea.
A24	ST205/75 R15 LRC w/Alum Wheels	\$171.43/ea.
B00	5" Channel Frame	Standard
B04	6" Channel Frame	\$157.14
E02	Treated Pine Floor	Standard
E03	Steel Floor DP	\$27.14/FT
E05	Rough Oak Floor	\$22.86/FT
E07	Douglas Fir Wood Floor	\$11.43/FT
E09	Blackwood Lumber	\$28.57/FT
F03	Smooth Plate Fenders (weld-on)	\$0.00
F04	Smooth Plate Fenders (removable)	Standard
F05	Diamond Plate Fenders (weld-on)	\$64.29
F06	Diamond Plate Fenders (removable)	\$64.29
F08	DP Aluminum Fenders (removable)	\$178.57
F09	Drive Over Fenders (weld-on)	\$171.43
FH1	Fork Holders	\$250.00
I00	24" OC Crossmembers	Standard
I01	16" Crossmembers	\$10.00/FT
I02	12" Crossmembers	\$15.71/FT
J01	Jack 5K Top-Wind Swivel	Standard
J02	Jack, 7K Drop Leg	\$50.00
J04	1 - Jack, 10K Drop Leg	\$150.00
J05	2 - Jacks, 10K Drop Leg	\$257.14
K30	Double Hinges for 2 Ramps	\$78.57
K31	Double Hinges for 3 Ramps	\$114.29
L07	7-way RV w/Cold Weather Harness	Standard
L08	Lighting LED (Back Up) w/Cold Weather Harness	\$135.71
M03	4 - D-Rings 3" Weld-On	Standard

## OTHER OPTIONS

Code	Description	MSRP
M04	D-Rings 4" Weld-On	\$28.57/ea.
M06	D-Rings 4" Recessed 360 Rotational Bolt On	\$57.14/ea.
M33	3" Removable D-Rings	\$41.43/ea.
M44	4" Removable D-Rings	\$48.57/ea.
MF1	Mud Flaps	\$71.43
P09	3" Pipe Top Side Rails (removable)	\$17.14/FT
P03	2-3/8" Pipe Top Side Rails (weld on)	\$11.43/FT
P06	2-3/8" Pipe Top Side Rails (removable)	\$17.14/FT
P04	Sq. Tube Side Rails (weld on)	\$11.43/FT
P07	Sq. Tube Side Rails (removable)	\$17.14/FT
P09	3" Pipe Top Side Rails (weld on)	\$11.43/FT
RB1	Running Boards	\$7.14/FT
RR1	2" Rub Rail	\$7.14/FT
RH1	Receiver Hitch	\$142.86
RS0	2 - Pipes ONLY For Rear Support Stnds	\$14.29
RS1	2 - Rear Support Stands (5K Swivel)	\$128.57
RS2	2 - Rear Support Stands (Tube)	\$121.43
RS3	2 - Rear Support Stands (7k Jacks)	\$142.86
STC	Spare ST205/75 R15 LRC Silver	\$107.14
STE	Spare ST225/75 R15 LRD Silver	\$114.29
STV	Spare ST205/75 R15 LRC Aluminum	\$300.00
SP1	4 - Additional Stake Pockets	\$28.57
SP8	8 - Additional Stake Pockets	\$57.14
T01	Tongue Mount Tool Box w/Gas Shock	\$178.57
T13	Tongue Mount Tool Box (22" Tall)	\$214.29
TM1	Spare Tire Mount	\$42.86
TM2	Removable Spare Tire Mount	\$57.14
W01	Winch Plate (8" Channel)	\$71.43
W02	1/2" Winch Plate	\$185.71
W15	12,000 lb. Winch Package w/1/2" Plate	\$1,421.43



## LT | 4" Channel Frame Tandem Axle Landscape | 7,000 Lb GVWR

MODEL#	DESCRIPTION	WEIGHT (lbs)	MSRP
LT6010032	60" X 10' Tandem Axle Landscape	1415	\$2,785.71
LT6012032	60" X 12' Tandem Axle Landscape	1559	\$2,928.57
LT6014032	60" X 14' Tandem Axle Landscape	1677	\$3,071.43
LT7710032	77" X 10' Tandem Axle Landscape	1611	\$2,857.14
LT7712032	77" X 12' Tandem Axle Landscape	1762	\$3,000.00
LT7714032	77" X 14' Tandem Axle Landscape	1896	\$3,142.86
LT7716032	77" X 16' Tandem Axle Landscape	2050	\$3,292.85
LT7718032	77" X 18' Tandem Axle Landscape	2200	\$3,435.71
LT7720032	77" X 20' Tandem Axle Landscape	2351	\$3,578.57
LT7722032	77" X 22' Tandem Axle Landscape	2502	\$3,721.43
LT8010032	80" X 10' Tandem Axle Landscape	1628	\$2,928.57
LT8012032	80" X 12' Tandem Axle Landscape	1763	\$3,071.43
LT8014032	80" X 14' Tandem Axle Landscape	1926	\$3,214.29
LT8016032	80" X 16' Tandem Axle Landscape	2082	\$3,364.29
LT8018032	80" X 18' Tandem Axle Landscape	2212	\$3,507.14
LT8020032	80" X 20' Tandem Axle Landscape	2402	\$3,650.00
LT8310032	83" X 10' Tandem Axle Landscape	1687	\$2,928.57
LT8312032	83" X 12' Tandem Axle Landscape	1822	\$3,071.43
LT8314032	83" X 14' Tandem Axle Landscape	1985	\$3,214.29
LT8316032	83" X 16' Tandem Axle Landscape	2141	\$3,364.29
LT8318032	83" X 18' Tandem Axle Landscape	2271	\$3,507.14
LT8320032	83" X 20' Tandem Axle Landscape	2461	\$3,650.00
LT8322032	83" X 22' Tandem Axle Landscape	2651	\$3,792.86

LT6010032

PRODUCT TYPE	PRODUCT WIDTH	PRODUCT LENGTH	GAWR AXLE	# OF AXLES	AXLE TYPE
--------------	---------------	----------------	-----------	------------	-----------

### STANDARD SPECIFICATIONS

- 7,000 lb GVWR
- 3,500 lb GAWR (ea. axle)
- 2" A-Frame 7,000 lb Coupler
- 2 - Safety Chains (5/16" Grd. 30)
- 1 - 5,000 lb Top-Wind Swivel Jack
- 2 - 3,500 lb Dexter 1 Elec/Spring Axles
- 15" 5-Hole Wheels
- ST205/75 R15 LRC Tires
- Multi-Leaf Spring
- 4" Channel Tongue
- 4" Channel Frame
- Removable 2' Exp. Metal Side Rails w/ 2" x 2" x 1/8" SQ. Tubing Top
- 2" x 2" x 1/8" Tubing Uprights
- 4' Fold Gate - Tubing w/Exp Metal
- 2" x 3" x 3/16 Angle Iron 24" OC Crossmembers
- Treated Pine Wood Flooring
- Removable Smooth Plate Fenders
- LED D.O.T. Stop, Tail, & Clearance Lights
- 16 Ga. 5-Way Double-Insulated Harness w/Cold Weather Cord 7-way RV Plug
- Mechanical and/or Chemical Pretreatment for Maximum Paint Adhesion
- Black - Sherwin-Williams Powdura OneCure, Primer w/Polyester TGIC Gloss Powder Topcoat

### AXLE OPTIONS

Code	Description	MSRP
ESA	2 - 3,500 Lb Dexter 1 Elec/Spring FSA	Standard
ESB	2 - 3,500 Lb Dexter 2 Elec/Spring FSA	\$171.43
HS1	2 - 3,500 Lb Dexter 1 Hyd/Spring	\$607.14
HS2	2 - 3,500 Lb Dexter 2 Hyd/Spring	\$885.71
EDA	2 - 3,500 Lb Dexter 1 Elec/Drop FSA	\$135.71
EDB	2 - 3,500 Lb Dexter 2 Elec/Drop FSA	\$278.57
HD1	2 - 3,500 Lb Dexter 1 Hyd/Drop	\$735.71
HD2	2 - 3,500 Lb Dexter 2 Hyd/Drop	\$1,014.29
ETA	2 - 3,500 Lb Dexter 1 Elec/Tors (LEVEL) FSA	\$492.86
ETB	2 - 3,500 Lb Dexter 2 Elec/Tors (LEVEL) FSA	\$635.71
HT1	2 - 3,500 Lb Dexter (LEVEL) 1 Hyd/Tors	\$1,107.14
HT2	2 - 3,500 Lb Dexter (LEVEL) 2 Hyd/Tors	\$1,371.43
EDA	2 - 3,500 Lb Dexter 1 Elec/Drop FAS (LT80")	\$71.43
EDB	2 - 3,500 Lb Dexter 2 Elec/Drop FSA (LT80")	\$228.57
HD1	2 - 3,500 Lb Dexter 1 Hyd Drum/Drop (LT80")	\$664.29
HD2	2 - 3,500 Lb Dexter 2 Hyd Drum/Drop (LT80")	\$942.86
ETA	2 - 3,500 Lb Dexter (Lvl or Dwn) 1 Elec/Tors FSA (LT80")	\$421.43
ETB	2 - 3,500 Lb Dexter (Lvl or Dwn) 2 Elec/Tors FSA (LT80")	\$564.29
HT1	2 - 3,500 Lb Dexter (LEVEL) 1 Hyd Drum/Tors (LT80")	\$1,035.71
HT2	2 - 3,500 Lb Dexter (LEVEL) 2 Hyd Drum/Tors (LT80")	\$1,300.00

# Options (LT) | 4" Channel Frame | Tandem Axle Landscape Series

## COLOR OPTIONS

Code	Description	MSRP
CB2	Black W/Primer	\$0.00
CBM	Metallic Black W/Primer	\$178.57
CG3	Gray W/Primer	\$107.14
CW4	White W/Primer	\$357.14
CR5	Red W/Primer	\$107.14
CB6	Blue W/Primer	\$107.14
CG7	Green W/Primer	\$107.14
CY8	Yellow W/Primer	\$107.14
CO9	Orange W/Primer	\$107.14
CA1	OD Army Green W/Primer	\$107.14
CT2	Coyote Tan W/Primer	\$107.14
CP0	Pink W/Primer	\$107.14
CNG	Neon Green W/Primer	\$107.14
CS1	Silver W/Primer	\$107.14
CAM	Aggie Maroon W/Primer	\$107.14
WM1	Western Metallic W/Primer	\$107.14
CP1	Purple W/Primer	\$178.57

## COUPLER OPTIONS

Code	Description	MSRP
C01	Coupler 2" A-Frame Cast	Standard
C02	Coupler 2" A-Frame Stamped	\$35.71
C03	Coupler 2" A-Frame Cast Hyd.	\$0.00
C04	Coupler 2" Adjustable 4 Hole	\$35.71
C06	Coupler 2-5/16" A-Frame Stamped	\$57.14
C07	Coupler 2-5/16" Adjustable 4 Hole	\$64.29

## TAIL, GATE & RAMP OPTIONS

Code	Description	MSRP
D01	2' Dove Tail (14FT+ Only)	\$71.43
D02	2' Diamond Plate Dove (14FT+ Only)	\$164.29
G03	3' Fold Gate	\$35.71
G04	4' Fold Gate	Standard
G05	5' Fold Gate	\$28.57
G24	4' Split Fold Gate	\$64.29
G25	5' Split Fold Gate	\$100.00
G34	4' HD Fold Gate w/Spring Assist	\$128.57
G35	5' HD Gate w/Spring Assist	\$357.14
G44	4' HD Split Fold Gate w/Spring Assist	\$157.14
G54	4' HD Fold Gate w/Spring Assist	\$200.00
G55	5' HD Fold Gate w/Spring Assist	\$235.71
G64	4' HD Split Fold Gate w/Spring Assist	\$221.43
G65	5' HD Split Fold Gate w/Spring Assist	\$257.14
G95	5' Bi-Fold Gate w/Spring Assist	\$278.57
GF1	Front Fold Gate	\$214.29
GS1	4' Side Fold Gate	\$178.57
GS2	5' Side Fold Gate	\$200.00
GS3	6' Side Fold Gate	\$221.43
GS4	Side Rail Ramps	\$164.29
GS5	5' Side Bi-Fold Gate	\$228.57
H02	5' Slide-In Ramps	\$300.00
SA1	Spring Assist on Fold Gates	\$42.86

## OTHER OPTIONS

A02	ST205/75 R15 LRC	Standard
A04	ST225/75 R15 LRD	\$40.00/ea.
A24	ST205/75 R15 LRC w/Alum Wheels	\$120.00/ea.
E02	Treated Pine Wood Floor	Standard
E03	Steel Floor DP	\$19.00/FT
E04	Exp Metal Floor	\$9.00/FT

## OTHER OPTIONS

Code	Description	MSRP
E05	Rough Oak Floor	\$22.86/FT
E07	Douglas Fir Wood Floor	\$11.43/FT
E09	Blackwood Lumber (Classic)	\$28.57/FT
F03	Smooth Plate Fenders (weld-on)	\$0.00
F05	Diamond Plate Fenders (weld-on)	\$64.29
F06	Diamond Plate Fenders (removable)	\$64.29
F08	DP Aluminum Fenders (removable)	\$178.57
I00	24" OC Crossmembers	Standard
I01	16" OC Crossmembers	\$10.00/FT
J01	Jack, 5K Swivel	Standard
J02	Jack, 7K Drop Leg	\$35.71
L07	7-way RV w/Cold Weather Harness	Standard
M04	4 - U-Hooks	\$0.00
M03	D-Rings 3" Weld-On	\$7.14/ea.
MF1	Mud Flaps	\$71.43
P02	Angle Iron Side Rails (weld on)	\$0.00/FT
P03	2-3/8" Pipe Top Side Rails (weld on)	\$2.86/FT
P04	Sq. Tube Side Rails (weld on)	\$0.00/FT
P05	Angle Iron Side Rails (removable)	\$0.00/FT
P06	2-3/8" Pipe Top Side Rails (removable)	\$2.86/FT
P07	Sq. Tube Side Rails (removable)	\$0.00/FT
Q02	Exp. Metal Sides 24"	Standard
Q03	Exp. Metal Sides 36"	\$4.29/FT
Q04	Exp. Metal Sides 48"	\$8.57/FT
R02	Solid Metal Sides 24"	\$20.00/ft
R03	Solid Metal Sides 36"	\$28.57/ft
R04	Solid Metal Sides 48"	\$37.14/ft
RB1	Running Boards	\$7.14/FT
RS1	2 - Rear Support Stands (5K Swivel)	\$128.57
RS2	2 - Rear Support Stands (Tube)	\$121.43
STC	Spare ST205/75 R15 LRC	\$107.14
STE	Spare ST225/75 R15 LRD	\$114.29
STV	Spare ST205/75 R15 LRC Aluminum	\$300.00
SP1	4 - Additional Stake Pockets	\$28.57
T01	Tongue Mount Tool Box w/Gas Shock	\$178.57
TC1	Front Tool Cage w/Expanded Metal	\$292.86
TC2	Front Tool Cage 2' X 4' W/side Doors	\$392.86
TC3	Front Tool Cage w/Solid Metal	\$364.26
TM1	Spare Tire Mount	\$42.86
TM2	Removable Spare Tire Mount	\$57.14
WE1	Weedeater Rack	\$214.29



# UT & UD

## 4" Channel Frame Tandem Axle Utility | 7,000 Lb GVWR

MODEL#	DESCRIPTION	WEIGHT (lbs)	MSRP
UT6010032	60" X 10' Tandem Axle Utility	1198	\$2,478.57
UT6012032	60" X 12' Tandem Axle Utility	1311	\$2,564.29
UT6014032	60" X 14' Tandem Axle Utility	1418	\$2,650.00
UT6016032	60" X 16' Tandem Axle Utility	1525	\$2,800.00
UT6018032	60" X 18' Tandem Axle Utility	N/A	\$2,885.71
UT6020032	60" X 20' Tandem Axle Utility	N/A	\$2,971.43
UT7710032	77" X 10' Tandem Axle Utility	1406	\$2,564.29
UT7712032	77" X 12' Tandem Axle Utility	1477	\$2,650.00
UT7714032	77" X 14' Tandem Axle Utility	1599	\$2,721.43
UT7716032	77" X 16' Tandem Axle Utility	1740	\$2,800.00
UT7718032	77" X 18' Tandem Axle Utility	1873	\$2,878.57
UT7720032	77" X 20' Tandem Axle Utility	2009	\$2,957.14
UT7722032	77" X 22' Tandem Axle Utility	N/A	\$3,035.71
UT8310032	83" X 10' Tandem Axle Utility	1405	\$2,650.00
UT8312032	83" X 12' Tandem Axle Utility	1544	\$2,728.57
UT8314032	83" X 14' Tandem Axle Utility	1676	\$2,800.00
UT8316032	83" X 16' Tandem Axle Utility	1823	\$2,878.57
UT8318032	83" X 18' Tandem Axle Utility	1965	\$2,957.14
UT8320032	83" X 20' Tandem Axle Utility	2110	\$3,035.71
UT8322032	83" X 22' Tandem Axle Utility	2357	\$3,114.29
UD8010032	80" X 10' Tandem Axle Utility	1435	\$2,757.14
UD8012032	80" X 12' Tandem Axle Utility	1574	\$2,835.71
UD8014032	80" X 14' Tandem Axle Utility	1706	\$2,907.14
UD8016032	80" X 16' Tandem Axle Utility	1853	\$2,985.71
UD8018032	80" X 18' Tandem Axle Utility	1995	\$3,064.29
UD8020032	80" X 20' Tandem Axle Utility	2140	\$3,142.86

UT6010032

PRODUCT TYPE	PRODUCT WIDTH	PRODUCT LENGTH	GAWR AXLE	# OF AXLES	AXLE TYPE
--------------	---------------	----------------	-----------	------------	-----------

### STANDARD SPECIFICATIONS

- 7,000 lb GVWR
- 3,500 lb GAWR (ea. axle)
- 2" A-Frame 7,000 lb Coupler
- 2 - Safety Chains (5/16" Grd. 30)
- 1 - 5,000 lb Top-Wind Swivel Jack
- 2 - 3,500 lb Dexter 1 Elec/Spring Axles
- 15" 5-Hole Wheels
- ST205/75 R15 LRC Tires
- Multi-Leaf Spring
- 4" Channel Tongue
- 4" Channel Frame
- Removable Side Rails w/ 2" x 2" x 1/8" SQ. Tubing Top
- 2" x 2" x 1/8" Tubing Uprights
- 2" x 3" x 3/16 Angle Iron 24" OC Crossmembers
- Treated Pine Wood Flooring
- Removable Smooth Plate Fenders
- LED D.O.T. Stop, Tail, & Clearance Lights
- 16 Ga. 5-Way Double-Insulated Harness w/Cold Weather Cord 7-way plug
- Mechanical and/or Chemical Pretreatment for Maximum Paint Adhesion
- Black - Sherwin-Williams Powdura OneCure, Primer w/Polyester TGIC Gloss Powder Topcoat

### AXLE OPTIONS

CODE	DESCRIPTION	MSRP
ESA	2 - 3,500 Lb Dexter 1 Elec/Spring (FSA) (STD on UT)	Standard
ESB	2 - 3,500 Lb Dexter 2 Elec/Spring (FSA)	\$171.43
HS1	2 - 3,500 Lb Dexter 1 Hyd/Spring	\$607.14
HS2	2 - 3,500 Lb Dexter 2 Hyd/Spring	\$885.71
EDA	2 - 3,500 Lb Dexter 1 Elec/Drop (FSA) (STD on UD)	Standard
EDB	2 - 3,500 Lb Dexter 2 Elec/Drop (FSA)	\$278.57
HD1	2 - 3,500 Lb Dexter 1 Hyd/Drop	\$771.43
HD2	2 - 3,500 Lb Dexter 2 Hyd/Drop	\$1,050.00
ETA	2 - 3,500 Lb Dexter (LEVEL or DOWN) 1 Elec/Tors (FSA)	\$528.57
ETB	2 - 3,500 Lb Dexter (LEVEL) 2 Elec/Tors (FSA)	\$671.43
HT1	2 - 3,500 Lb Dexter (LEVEL) 1 Hyd/Tors	\$1,142.86

### COLOR OPTIONS

Code	Description	MSRP
CB2	Black W/Primer	\$0.00
CBM	Metallic Black W/Primer	\$178.57
CG3	Gray W/Primer	\$107.14
CW4	White W/Primer	\$357.14
CR5	Red W/Primer	\$107.14
CB6	Blue W/Primer	\$107.14
CG7	Green W/Primer	\$107.14
CY8	Yellow W/Primer	\$107.14
CO9	Orange W/Primer	\$107.14
CA1	OD Army Green W/Primer	\$107.14
CT2	Coyote Tan W/Primer	\$107.14
CP0	Pink W/Primer	\$107.14
CNG	Neon Green W/Primer	\$107.14
CS1	Silver W/Primer	\$107.14
CAM	Aggie Maroon W/Primer	\$107.14
WM1	Western Metallic W/Primer	\$107.14
CP1	Purple W/Primer	\$178.57

\*\*\*NOTE: Hyd., Tors, & Drop Axle Options available only on 60", 77", & 80" Utilities\*\*\*



# Options (UT) | 4" Channel Frame | Tandem Axle Utility Series

## COUPLER OPTIONS

Code	Description	MSRP
C01	Coupler 2" A-Fmae Cast	\$0.00
C02	Coupler 2" A-Frame Stamped	\$35.71
C03	Coupler 2" A-Frame Cast Hyd.	\$0.00
C04	Coupler 2" Adjustable 4 Hole	\$35.71
C06	Coupler 2-5/16" A-Frame Stamped	\$57.14
C07	Coupler 2-5/16" Adjustable 4 Hole	\$64.29

## TAIL, GATE & RAMP OPTIONS

Code	Description	MSRP
D01	2' Dove Tail (14FT+ Only)	\$71.43
D02	2' Diamond Plate Dove (14FT+ Only)	\$164.29
G00	Board Slides	\$0.00
G01	Rear Tail Gate (even with sides)	\$121.43
G03	3' Fold Gate	\$200.00
G04	4' Fold Gate	\$221.43
G05	5' Fold Gate	\$235.71
G13	3' Fold In Gate	\$185.71
G14	4' Fold In Gate	\$221.43
G15	5' Fold In Gate	\$271.43
G24	4' Split Fold Gate	\$264.29
G25	5' Split Fold Gate	\$300.00
G33	3' Fold Gate w/Spring Assist	\$300.00
G34	4' HD Fold Gate w/Spring Assist	\$328.57
G35	5' HD Fold Gate w/Spring Assist	\$357.14
G44	4' HD Split Fold Gate w/Spring Assist	\$357.14
G54	4' HD Fold Gate w/Spring Assist	\$400.00
G55	5' HD Fold Gate w/Spring Assist	\$435.71
G64	4' HD Split Fold Gate w/Spring Assist	\$421.43
G65	5' HD Split Fold Gate w/Spring Assist	\$457.14
G95	5' Bi-Fold Gate w/Spring Assist	\$385.71
GF1	Front Fold Gate	\$214.29
GS1	4' Side Fold Gate	\$207.14
GS2	5' Side Fold Gate	\$228.57
GS3	6' Side Fold Gate	\$250.00
GS4	Side Rail Ramps	\$207.14
GS5	5' Side Bi-Fold Gate	\$400.00
H02	Slide-IN Ramps 5' x 13"	\$307.14
SA1	Spring Assist on Fold Gates	\$42.86

## OTHER OPTIONS

Code	Description	MSRP
A02	ST205/75 R15 LRC	Standard
A04	ST225/75 R15 LRD	\$57.14/ea.
A24	ST205/75 R15 LRC w/Alum Wheels	\$171.43/ea.
E02	Treated Pine Wood Floor	Standard
E03	Steel Diamond Plate Floor	\$27.14/FT
E04	Exp. Metal Floor	\$12.86/FT
E05	Rough Oak Floor	\$22.86/FT
E07	Douglas Fir Floor	\$11.43/FT
E09	Blackwood Floor (Classic)	\$28.57/FT
F03	Smooth Plate Fenders (weld-on)	\$0.00
F04	Smooth Plate Fenders	Standard
F05	Diamond Plate Fenders (weld-on)	\$64.29
F06	Diamond Plate Fenders (removable)	\$64.29
F08	Aluminum DP Fenders (removable)	\$178.57
I00	24" OC Crossmembers	Standard
I01	16" OC Crossmembers	\$10.00/FT
J01	Jack, 5K Swivel	Standard
J02	Jack, 7K Dropleg	\$35.71
L05	Lighting LED (Back Up)	\$135.71
L07	7-way RV w/Cold Weather Harness	Standard
M03	D-Rings 3" Weld-On	\$7.14/ea.

## OTHER OPTIONS

Code	Description	MSRP
M04	4 - U-Hooks	\$0.00
MF1	Mud Flaps	\$71.43
P02	Angle Iron Side Rails (weld on)	\$0.00/FT
P03	2-3/8" Pipe Top Side Rails (weld on)	\$2.85/FT
P04	Sq. Tube Side Rails (weld on)	\$0.00/FT
P05	Angle Iron Side Rails (removable)	\$0.00/FT
P06	2-3/8" Pipe Top Side Rails (removable)	\$2.85/FT
P07	Sq. Tube Side Rails (removable)	\$0.00/FT
P10	Rail Pipe Over Top Rail	\$12.86/FT
P11	Rail Tube Over Top Rail	\$11.43/FT
Q01	16" Exp. Metal Sides	\$7.14/FT
R01	16" Solid Metal Sides	\$8.57/FT
T01	Tongue Mount Tool Box w/Gas Shock	\$178.57
RB1	Running Boards	\$7.14/FT
RS1	2 - Rear Support Stands (5K Swivel)	\$128.57
RS2	2 - Rear Support Stands (Tube)	\$121.43
STC	Spare ST205/75 R15 LRC Silver Mod	\$107.14
STE	Spare ST225/75 R15 LRD Silver Mod	\$114.29
STV	Spare ST205/75 R15 LRC Aluminum	\$300.00
SP1	4 - Additional Stake Pockets	\$28.57
TC1	Front Tool Cage w/Expanded Metal	\$292.86
TC2	Front Tool Cage 2' X 4' W/side Doors	\$392.86
TC3	Front Tool Cage w/Solid Metal	\$364.29
TM1	Spare Tire Mount	\$42.86
TM2	Removable Spare Tire Mount	\$57.14
WE1	Weedeater Rack	\$214.29



## UE | 2" x 3" x 3/16" Angle Iron Frame Tandem Axle Utility | 7,000 LB GVWR

MODEL#	DESCRIPTION	WEIGHT (lbs)	MSRP
UE6010032	60" X 10' Tandem Axle Utility	1045	\$1,992.86
UE6012032	60" X 12' Tandem Axle Utility	1158	\$2,064.29
UE6014032	60" X 14' Tandem Axle Utility	1265	\$2,142.86
UE6016032	60" X 16' Tandem Axle Utility	1373	\$2,228.57
UE6018032	60" X 18' Tandem Axle Utility	1481	\$2,292.86
UE7710032	77" X 10' Tandem Axle Utility	1253	\$2,050.00
UE7712032	77" X 12' Tandem Axle Utility	1324	\$2,135.71
UE7714032	77" X 14' Tandem Axle Utility	1446	\$2,214.29
UE7716032	77" X 16' Tandem Axle Utility	1587	\$2,285.71
UE7718032	77" X 18' Tandem Axle Utility	1728	\$2,371.42
UE7720032	77" X 20' Tandem Axle Utility	2080	\$2,435.71
UE8310032	83" X 10' Tandem Axle Utility	1252	\$2,157.14
UE8312032	83" X 12' Tandem Axle Utility	1391	\$2,235.71
UE8314032	83" X 14' Tandem Axle Utility	1523	\$2,314.29
UE8316032	83" X 16' Tandem Axle Utility	1670	\$2,392.86
UE8318032	83" X 18' Tandem Axle Utility	1812	\$2,478.57
UE8320032	83" X 20' Tandem Axle Utility	2267	\$2,542.86

UE6010032

PRODUCT TYPE	PRODUCT WIDTH	PRODUCT LENGTH	GAWR AXLE	# OF AXLES	AXLE TYPE
--------------	---------------	----------------	-----------	------------	-----------

### STANDARD SPECIFICATIONS

- 7,000 lb GVWR
- 3,500 lb GAWR (ea. axle)
- 2" A-Frame 7,000 lb Coupler
- 2 - Safety Chains (5/16" Grd. 30)
- 1 - 2,000 lb Top-Wind Jack
- 2 - 3,500 lb Dexter 1 Elec/Spring Axles
- 15" 5-Hole Wheels
- ST205/75 R15 LRC Tires
- Multi-Leaf Spring
- 4" Channel Tongue
- 2" x 3" x 3/16" Angle Iron Frame
- Weld-On Side Rails w/ 2" x 2" x 1/8" SQ. Tubing Top
- 2" x 2" x 1/8" Angle Iron Uprights
- 2" x 3" x 3/16 Angle Iron 24" OC Crossmembers
- Treated Pine Wood Flooring
- Weld-On Smooth Plate Fenders
- LED D.O.T. Stop, Tail, & Clearance Lights
- 16 Ga. 5-Way Double-Insulated Harness w/Cold Weather Cord 7-way plug
- Mechanical and/or Chemical Pretreatment for Maximum Paint Adhesion
- Black - Sherwin-Williams Powdura OneCure, Primer w/Polyester TGIC Gloss Powder Topcoat

### COUPLER OPTIONS

Code	Description	MSRP
C01	Coupler 2" A-Frame Cast	\$0.00
C03	Coupler 2" A-Frame Cast Hyd.	\$0.00
C04	Coupler 2" Adjustable 4 Hole	\$71.43
C05	Coupler 2-5/16" A-Frame Cast	\$35.71
C06	Coupler 2-5/16" A-Frame Stamped	\$21.43
C07	Coupler 2-5/16" Adjustable (4-Hole)	\$100.0

### AXLE OPTIONS

CODE	DESCRIPTION	MSRP
ESA	2 - 3,500 Lb Dexter 1 Elec/Spring (FSA) Standard	
ESB	2 - 3,500 Lb Dexter 2 Elec/Spring (FSA)	\$171.43
HS1	2 - 3,500 Lb Dexter 1 Hyd/Spring	\$607.14
HS2	2 - 3,500 Lb Dexter 2 Hyd/Spring	\$885.71

### COLOR OPTIONS

Code	Description	MSRP
CB2	Black W/Primer	\$0.00
CBM	Metallic Black W/Primer	\$178.57
CG3	Gray W/Primer	\$107.14
CW4	White W/Primer	\$357.14
CR5	Red W/Primer	\$107.14
CB6	Blue W/Primer	\$107.14
CG7	Green W/Primer	\$107.14
CY8	Yellow W/Primer	\$107.14
CO9	Orange W/Primer	\$107.14
CA1	OD Army Green W/Primer	\$107.14
CT2	Coyote Tan W/Primer	\$107.14
CP0	Pink W/Primer	\$107.14
CNG	Neon Green W/Primer	\$107.14
CS1	Silver W/Primer	\$107.14
CAM	Aggie Maroon W/Primer	\$107.14
WM1	Western Metallic W/Primer	\$107.14
CP1	Purple W/Primer	\$178.57

## Options (UE) | 2" x 3" x 3/16" Angle Iron Frame | Tandem Axle Utility

### TAIL, GATE & RAMP OPTIONS

Code	Description	MSRP
D01	2' Dove Tail (14FT+ Only)	\$71.43
D02	2' Steel Diamond Plate Dove Tail (14FT+ Only)	\$164.29
G00	Board Slides	\$0.00
G01	Rear Tail Gate (even with sides)	\$135.71
G03	3' Fold Gate	\$200.00
G04	4' Fold Gate	\$221.43
G05	5' Fold Gate	\$235.71
G08	3' Fold Gate	\$150.00
G09	4' Fold Gate	\$178.57
G14	4' Fold In Gate	\$221.43
G15	5' Fold In Gate	\$285.71
G19	4' Fold In Gate	\$178.57
G24	4' Split Fold Gate	\$278.57
G25	5' Split Fold Gate	\$314.29
G29	4' Split Fold Gate	\$221.43
G34	4' HD Fold Gate w/Spring Assist	\$342.86
G44	4' HD Split Fold Gate w/Spring Assist	\$371.43
G95	5' Bi-Fold Gate w/Spring Assist	\$385.71
GF1	Front Fold Gate	\$214.29
GS1	4' Side Fold Gate	\$207.14
GS4	Side Rail Ramps	\$207.14
GS5	5' Side Bi-Fold Gate	\$400.00
H12	13" X 60" Angle Iron Slide-In Ramps	\$228.57
SA1	Spring Assist on Fold Gates	\$42.86

### OTHER OPTIONS

Code	Description	MSRP
A02	ST205/75 R15 LRC	\$0.00
A04	ST225/75 R15 LRD	\$57.14/ea.
A24	ST205/75 R15 LRC w/ALUM Wheels	\$171.43/ea.
E02	Treated Pine Wood Floor	Standard
E03	Steel Diamond Plate Floor	\$27.14/FT
E04	Exp. Metal Floor	\$12.86/FT
E05	Rough Oak Floor	\$22.86/FT
E07	Douglas Fir Floor	\$11.43/FT
E09	Blackwood Lumber (Classic)	\$28.57/FT
F03	Smooth Plate Fenders	Standard
F05	Steel DP Fenders (weld-on)	\$64.29
I00	24" OC Crossmembers	\$0.00
I01	16" Crossmembers	\$180.00
I02	12" OC Crossmembers	\$282.86
J00	Jack, 2,000 Lb.	\$0.00
J01	Jack, 5K Swivel	\$35.71
J02	Jack, Dropleg 7K	\$64.29
L05	Lighting LED (Back Up)	\$135.71
L07	7-way RV w/Cold Weather Harness	Standard
M04	4 - U-Hooks	\$0.00
M03	D-Rings 3" Weld-On	\$7.14/ea.
MF1	Mud Flaps	\$71.43
P90	Solid Form Sides	\$11.43/ft
P02	Angle Iron Side Rails (weld-on)	\$0.00
P03	2-3/8" Pipe Top Side Rails (weld on)	\$2.86/FT
P04	Sq. Tube Side Rails (weld on)	\$0.00/FT
Q01	16" Exp. Metal Sides	\$7.14/FT
T01	Tongue Mount Tool Box w/Gas Shock	\$178.57
RS1	2 - Rear Support Stands (5K Swivel)	\$128.57
SG2	Aluminum Front Stone Guard	\$107.14
STA	Spare ST205/75 R15 LRC (Black)	\$142.86
STC	Spare ST205/75 R15 LRC Silver Mod	\$107.14
STV	Spare ST205/75 R15 LRC (Aluminum)	\$300.00
STE	Spare ST225/75 R15 LRD 5-Hole	\$114.29
SP1	4 - Additional Stake Pockets	\$28.57
TC1	Front Tool Cage w/Expanded Metal	\$292.86
TM1	Spare Tire Mount	\$42.86
TM2	Removable Spare Tire Mount	\$57.14
WE1	1 - Weedeater Rack	\$214.29



# FT | 4" & 5" Channel Frame Tandem Axle Tank Trailer - 7K - 9,990 GVWR

MODEL#	DESCRIPTION	WEIGHT (lbs)	MSRP
FT6010032	60" X 10' Tandem Axle Fuel Tank (450 Gal)	1642	\$5,885.71
FT6010052***	60" X 10' Tandem Axle Fuel Tank (750 Gal)	2020	\$6,785.71

**FT6010032**

PRODUCT TYPE	PRODUCT WIDTH	PRODUCT LENGTH	GAWR AXLE	# OF AXLES	AXLE TYPE
--------------	---------------	----------------	-----------	------------	-----------

## STANDARD SPECIFICATIONS

- 7,000 lb GVWR
- 3,500 lb GAWR (ea. axle)
- 2-5/16" Adjustable Coupler
- 2 - Safety Chains (5/16" Grd. 30)
- 1 - 5,000 lb Top-Wind Swivel Jack
- 2 - 3,500 lb Dexter Elec/Torsion Axles
- 15" 5-Hole Wheels
- ST205/75 R15 LRC Tires
- Suspension - Torsion
- 4" Channel Tongue
- 4" Channel Frame
- 3" Channel Crossmembers
- Front Tongue Mount Toolbox
- Weld-On Diamond Plate Fenders
- LED D.O.T. Stop, Tail, & Clearance Lights
- 16 Ga. 5-Way Double-Insulated Wire Harness w/7-way plug
- Mechanical and/or Chemical Pretreatment for Maximum Paint Adhesion
- Black - Sherwin-Williams Powdura OneCure, Primer w/Polyester TGIC Gloss Powder Topcoat

\*\*\*5" Channel Frame w/FT6010052\*\*\*

\*\*\*9,990 GVWR w/5,200 lb Axles+5" Channel Frame\*\*\*

\*\*\*5,200 lb GAWR/axle w/5,200 lb Axles+5" Channel Frame\*\*\*

\*\*\*1/4" Grd. 70 Safety Chains w/5" Channel Frame\*\*\*

\*\*\*7,000 lb Drop-Leg Jack w/5" Channel Frame\*\*\*

\*\*\*225/75 R15 6-Hole Wheels&Tires w/5,200 lb Axles+5" Channel Frame\*\*\*

## COUPLER OPTIONS

Code	Description	MSRP
C04	Coupler 2" Adjustable (4-Hole)	\$35.71
C07	Coupler 2-5/16" Adjustable (4-Hole)	\$64.29
C10	Coupler 2-5/16" Adjustable (6-Hole)	\$14.29
C11	Pintle Ring 3" Adjustable (4-Hole)	\$64.29
C03	2" Hyd. Coupler	\$0.00

## AXLE OPTIONS

CODE	DESCRIPTION	MSRP
ETB	2 - 3,500 lb Dexter 2 Elec/Torsion	\$0.00
HT2	2 - 3,500 lb Dexter 2 Hyd. Drum/Torsion	\$735.71
ETB	2 - 5,200 lb Dexter 2 Elec/Torsion (FT6010052 ONLY)	\$0.00


## COLOR OPTIONS

Code	Description	MSRP
CB2	Black W/Primer	\$0.00
CBM	Metallic Black W/Primer	\$178.57
CG3	Gray W/Primer	\$107.14
CW4	White W/Primer	\$357.14
CR5	Red W/Primer	\$107.14
CB6	Blue W/Primer	\$107.14
CG7	Green W/Primer	\$107.14
CY8	Yellow W/Primer	\$107.14
CO9	Orange W/Primer	\$107.14
CA1	OD Army Green W/Primer	\$107.14
CT2	Coyote Tan W/Primer	\$107.14
CP0	Pink W/Primer	\$107.14
CNG	Neon Green W/Primer	\$107.14
CS1	Silver W/Primer	\$107.14
CAM	Aggie Maroon W/Primer	\$107.14
WM1	Western Metallic W/Primer	\$107.14
CP1	Purple W/Primer	\$178.57

## Options (FT) | 4" & 5" Channel Frame | Tandem Axle Tank Trailer

### OTHER OPTIONS

Code	Description	MSRP
A02	ST205/75 R15 LRC 6 Ply (FT6010032 ONLY)	\$0.00/ea.
A04	ST225/75 R15 LRD 8 Ply. (\$0.00 w/FT6010052)	\$57.14/ea.
A05	ST235/80 R16 LRE (FT6010052 ONLY)	\$57.14/ea.
A12	ST225/75 R15 LRD w/Chrome Wheels (FT6010052 ONLY)	\$107.14/ea.
A13	ST235/80 R16 LRD w/Chrome Wheels (FT6010052 ONLY)	\$164.29/ea.
A18	ST225/75 R15 LRD w/Alum Wheels (FT6010052 ONLY)	\$185.71/ea.
A19	ST235/80 R16 LRE w/Alum Wheels (FT6010052 ONLY)	\$278.57/ea.
A23	ST235/85 R16 LRG (FT6010052 ONLY)	\$107.14/ea.
A24	ST205/75 15 LRC w/Alum Wheels (FT6010032 ONLY)	\$171.43/ea.
F05	Weld-On Steel DP Fenders	\$0.00
J01	5000 lb Swivel Jack	\$0.00
L05	Lighting LED (Back Up)	\$66.50
L07	Cold Weather Harness w/7-way Plg	Standard
M03	D-Rings 3" Weld-On	\$7.14/ea.
MF1	Mud Flaps	\$71.43
T01	Front Tongue Mount Tool Box	\$0.00
T06	Expanded Metal Side Tray (both sides)	\$285.71
T07	Solid Plate Side Tray (both sides)	\$357.14
SC1	Solar Panel Charger	\$142.86
STC	Spare ST205/75 R15 LRC (FT6010032 ONLY)	\$107.14
STE	Spare ST225/75 R15 LRD	\$114.29
STG	Spare ST225/75 R15 LRD (FT6010052 ONLY)	\$128.57
STH	Spare Tire ST235/80 R16 LRE (FT6010052 ONLY)	\$200.00
STC	Spare ST205/75/75 R15 LRC	\$300.00
STN	Spare ST225/75 R15 LRD Chrome	\$235.71
STO	Spare ST235/80 R16 LRE Chrome (FT6010052 ONLY)	\$285.71
STJ	Spare ST225/75 R15 LRD Aluminum	\$314.29
STL	Spare 235/80 R16 LRE (FT6010052 ONLY)	\$385.71
STX	Spare ST235/85 R16 LRE (FT6010052 ONLY)	\$257.14
TM1	Spare Tire Mount	\$42.86
TM2	Removable Spare Tire Mount	\$57.14
T45	450 Gallon Tank (FT6010032 ONLY)	\$0.00
T75	750 Gallon Tank (FT6010052 ONLY)	\$0.00



## TV | 4" Channel Frame ATV Deckover | 2,990 Lb & 7000 Lb GVWR

MODEL#	DESCRIPTION	WEIGHT (lbs)	MSRP
TV9614031	96" X 14' Deck Over ATV Trailer	1578	\$2,828.57
TV9616032	96" X 16' Tandem Axle Deck Over	2238	\$3,121.43
TV9623032	96" X 23' Tandem Axle Deck Over	2801	\$3,571.43

**TV9614031**

<b>PRODUCT TYPE</b>	<b>PRODUCT WIDTH</b>	<b>PRODUCT LENGTH</b>	<b>GAWR AXLE</b>	<b># OF AXLES</b>	<b>AXLE TYPE</b>
---------------------	----------------------	-----------------------	------------------	-------------------	------------------

### STANDARD SPECIFICATIONS

- 2,990 lb GVWR
- 3,500 lb GAWR
- 2-5/16" Adjustable Coupler
- 2 - Safety Chains (1/4" Grd. 30)
- 1 - 5,000 lb Top-Wind Swivel Jack
- 1 - 3,500 lb Dexter Idler/Spring Axle
- 15" 5-Hole Wheels
- ST205/75 R15 LRC Tires
- Multi-Leaf Spring
- 4" Channel Tongue
- 4" Channel Frame
- 2" x 2" x 3/16 Angle Iron 16" OC Crossmembers
- Treated Pine Flooring
- 5' Slide-In Ramps
- LED D.O.T. Stop, Tail, & Clearance Lights
- 16 Ga. 5-Way Double-Insulated Wire Harness w/4-way plug
- Mechanical and/or Chemical Pretreatment for Maximum Paint Adhesion
- Black - Sherwin-Williams Powdura OneCure, Primer w/Polyester TGIC Gloss Powder Topcoat

### AXLE OPTIONS

CODE	DESCRIPTION	MSRP
IS0	1 - 3,500 lb Dexter Idler/Spring	Standard
ESA	1 - 3,500 lb Dexter Elec/Spring FSA	\$171.43
IT0	1 - 3,500 lb Dexter Idler/Torsion (Down) FSA	\$300.00
ETA	1 - 3,500 lb Dexter Elec/Torsion (Down) FSA	\$435.71
ESA	2 - 3,500 lb Dexter 1 Elec/Spring FSA - Standard On Tandem	
ESB	2 - 3,500 lb Dexter 2 Elec/Spring FSA	\$171.43
HS2	2 - 3,500 lb Dexter 2 Hyd Surge/Spring	\$885.71
ETB	2 - 3,500 lb Dexter 2 Elec/Tors (Down)	\$614.29

### COLOR OPTIONS

Code	Description	MSRP
CB2	Black W/Primer	\$0.00
CBM	Metallic Black W/Primer	\$178.57
CG3	Gray W/Primer	\$107.14
CW4	White W/Primer	\$357.14
CR5	Red W/Primer	\$107.14
CB6	Blue W/Primer	\$107.14
CG7	Green W/Primer	\$107.14
CY8	Yellow W/Primer	\$107.14
CO9	Orange W/Primer	\$107.14
CA1	OD Army Green W/Primer	\$107.14
CT2	Coyote Tan W/Primer	\$107.14
CP0	Pink W/Primer	\$107.14
CNG	Neon Green W/Primer	\$107.14
CS1	Silver W/Primer	\$107.14
CAM	Aggie Maroon W/Primer	\$107.14
WM1	Western Metallic W/Primer	\$107.14
CP1	Purple W/Primer	\$178.57

## Options (TV) | 4" Channel Frame

### COUPLER OPTIONS

Code	Description	MSRP
C07	Coupler 2-5/16" Adjustale (4-Hole)	Standard
C03	Coupler 2" Hyd.	\$0.00
C04	Coupler 2" Adjustable (4-Hole)	\$35.71

### TAIL, GATE & RAMP OPTIONS

Code	Description	MSRP
H11	5' Rear Slide-In Ramps	\$0.00
H20	59" x 72" Slide In Ramps (Snow Mobile)	\$164.29

### OTHER OPTIONS

Code	Description	MSRP
A02	2 - ST205/75 R15 LRC	\$0.00/ea.
A04	2 - ST225/75 R15 LRD	\$57.14/ea.
A24	2 - ST205/75 R15 LRC w/Alum Wheels	\$171.43/ea.
E02	Treated Pine Flooring	Standard
E05	Rough Oak Flooring	\$22.86/FT
E07	Douglas Fir Wood Floor	\$11.43/FT
E09	Blackwood Lumber (Classic)	\$28.57/FT
I00	24" OC Crossmembers	Standard
I01	16" OC Crossmembers	\$10.00/FT
J01	Jack, 5K Swivel	Standard
J02	Jack, Drop Leg 7,000 Lb	\$50.00
L05	Lighting LED (Back Up)	\$135.71
L07	Lighting, LED w/Cold Weather Harn.)	Standard
MF1	Mud Flaps	\$71.43
M04	4 - U-Hooks	\$0.00
M03	D-Rings 3" Weld-On	\$7.14/ea.
M04	D-Rings 4" Weld-On	\$28.57/ea.
M06	D-Rings 4" Recessed 360 Rotational Bolt On	\$40.00/ea.
MF1	Mud Flaps	\$50.00
T01	Tongue Mount Tool Box w/Gas Shock	\$125.00
RR1	Rub Rail	\$5.00/FT
RS1	2 - Rear Support Stands (5K Swivel)	\$90.00
RS2	Rear Support Stands (Tube)	\$85.00
SG1	Diamond Plate Front Stone Guard	\$235.00
STA	Spare ST205/75 R15 LRC (Black)	\$100.00
STC	Spare ST205/75 R15 LRC (Silver)	\$75.00
STE	Spare ST225/75 R15 LRD (Silver)	\$80.00
STV	Spare ST205/75 R15 LRC (Alum)	\$210.00
SP1	4 - Additional Stake Pockets	\$20.00
SP8	8 - Additional Stake Pockets	\$40.00
TM1	Spare Tire Mount	\$30.00
TM2	Removable Spare Tire Mount	\$40.00
W01	Winch Plate (8" Channel)	\$50.00
W02	1/2" Plate For Winch	\$130.00
W15	12000lb. Winch PKG (1/2" Plate, Battery, Charger, Mounting Hdw)	\$700.00



# SH | 3" x 5" Angle Frame Single Axle Scissor Hauler | 7,000 Lb GVWR

**SH6010071**

MODEL#	DESCRIPTION	WEIGHT (lbs)	MSRP
SH6010071	60" X 10' Single Axle Scissor Hauler	1345	\$3,092.86
SH6012071	60" X 12' Single Axle Scissor Hauler	1414	\$3,271.42
SH7710071	77" X 10' Single Axle Scissor Hauler	1618	\$3,264.29
SH7712071	77" X 12' Single Axle Scissor Hauler	2109	\$3,435.71

PRODUCT TYPE	PRODUCT WIDTH	PRODUCT LENGTH	GAWR AXLE	# OF AXLES	AXLE TYPE	OTHER
--------------	---------------	----------------	-----------	------------	-----------	-------

### STANDARD SPECIFICATIONS

- 7,000 lb GVWR
- 7,000 lb GAWR
- 2-5/16" Adjustable Coupler
- 2 - Safety Chains (5/16" Grd. 30)
- 1 - 5,000 lb Top-Wind Swivel Jack
- 1 - 7,000 lb Dexter Electric Torsion Axle
- 16" 8-Hole Wheels
- ST235/80 R16 LRE Tires
- Torsion
- 5" Channel Tongue
- 3" x 5" Angle Iron Frame
- 2 ft Removable Exp. Metal Side Rails
- 4 ft Fold Gate (Tubing w/Exp. Metal)
- 3" Channel 16" OC Crossmembers
- 1/8" Diamond Plate Flooring
- Weld On Diamond Plate Fenders
- 3" Standard D-Rings
- LED D.O.T. Stop, Tail, & Clearance Lights
- 16 Ga. 5-Way Double-Insulated Wire Harness w/4-way plug
- Mechanical and/or Chemical Pretreatment for Maximum Paint Adhesion
- Black - Sherwin-Williams Powdura OneCure, Primer w/Polyester TGIC Gloss Powder Topcoat

### COUPLER OPTIONS

Code	Description	MSRP
C10	Coupler 2-5/16" Adjustable 6 Hole	\$14.29
C22	Pintle Ring 3" Adjustable 6 Hole	\$0.00
C28	Coupler 2" Adjustable 6 Hole	\$0.00
C08	Coupler 2-5/16" Adjustable Hyd.	\$0.00

### AXLE OPTIONS

Code	Description	MSRP
ETA	1 - 7,000 Lb Dexter Elec/Torsion (UP) FSA	\$0.00
HT1	1 - 7,000 lb Dexter Hyd Drum/Torsion (UP) FSA	\$742.86

### COLOR OPTIONS

Code	Description	MSRP
CB2	Black W/Primer	\$0.00
CBM	Metallic Black W/Primer	\$178.57
CG3	Gray W/Primer	\$107.14
CW4	White W/Primer	\$357.14
CR5	Red W/Primer	\$107.14
CB6	Blue W/Primer	\$107.14
CG7	Green W/Primer	\$107.14
CY8	Yellow W/Primer	\$107.14
CO9	Orange W/Primer	\$107.14
CA1	OD Army Green W/Primer	\$107.14
CT2	Coyote Tan W/Primer	\$107.14
CP0	Pink W/Primer	\$107.14
CNG	Neon Green W/Primer	\$107.14
CS1	Silver W/Primer	\$107.14
CAM	Aggie Maroon W/Primer	\$107.14
WM1	Western Metallic W/Primer	\$107.14
CP1	Purple W/Primer	\$178.57



## Options (SH) | Single Axle Scissor Hauler

---

### OTHER OPTIONS

Code	Description	MSRP
A06	ST235/85 R16 14 Ply.	\$107.14/ea.
A05	ST235/80 R16 10 Ply	Standard
F05	Diamond Plate Fenders (Weld-On)	Standard
I01	16" OC Crossmembers	Standard
J01	Jack - 5,000 lb Swivel	Standard
J02	Jack - 7,000 lb Drop Leg	\$35.71
L05	Lighting LED (Back Up)	\$135.71
L07	Lighting, LED w/Cold Weather Harn.)	Standard
M03	D-Rings 3" Weld-On	\$7.14/ea.
M04	4 - D-Rings 4" Weld-On	\$28.57/ea.
MF1	Mud Flaps	\$71.43
STI	Spare ST235/80 LRE R16 Silver Mod	\$200.00
SP1	4 - Additional Stake Pockets	\$28.57
V05	Cushion Gravity Down	\$357.14



# LS

## 4" Channel Frame Single Axle Landscape | 2,990 Lb GVWR

MODEL#	DESCRIPTION	WEIGHT (lbs)	MSRP
LS4808031	48" X 8' Single Axle Landscape	955	\$1,685.71
LS4810031	48" X 10' Single Axle Landscape	1037	\$1,757.14
LS6008031	60" X 8' Single Axle Landscape	1028	\$1,771.43
LS6010031	60" X 10' Single Axle Landscape	1148	\$1,857.14
LS6012031	60" X 12' Single Axle Landscape	1304	\$1,935.71
LS6014031	60" X 14' Single Axle Landscape	1440	\$2,014.29
LS6016031	60" X 16' Single Axle Landscape	1586	\$2,085.71
LS7710031	77" X 10' Single Axle Landscape	1313	\$1,935.71
LS7712031	77" X 12' Single Axle Landscape	1483	\$2,014.29
LS7714031	77" X 14' Single Axle Landscape	1638	\$2,085.71
LS7716031	77" X 16' Single Axle Landscape	1816	\$2,171.43
LS8310031	83" X 10' Single Axle Landscape	1365	\$2,014.29
LS8312031	83" X 12' Single Axle Landscape	1562	\$2,092.86
LS8314031	83" X 14' Single Axle Landscape	1726	\$2,171.43
LS8316032	83" X 16' Single Axle Landscape	1872	\$2,250.00

**LS4808031**

PRODUCT TYPE	PRODUCT WIDTH	PRODUCT LENGTH	GAWR AXLE	# OF AXLES	AXLE TYPE	OTHER
--------------	---------------	----------------	-----------	------------	-----------	-------

### STANDARD SPECIFICATIONS

- 2,990 GVWR
- 3,500 lb GAWR
- 2" A-Frame Coupler (7,000 lb)
- 2 - Safety Chains (1/4" Grd. 30)
- 1 - 5,000 lb Top-Wind Swivel Jack
- 1 - 3,500 lb Dexter Idler Spring Axle
- 15" 5-Hole Wheels
- ST205/75 R15 LRC Tires
- Multi-Leaf Spring Suspension
- 4" Channel Tongue
- 4" Channel Frame
- 2 ft Removable Exp. Metal Side Rails
- 4 ft Fold Gate (Tubing w/Exp. Metal)
- 2" x 2" x 1/8" Tubing Uprights
- 2" x 2" x 3/16 Angle Iron 24" OC Crossmembers
- 2" Treated Pine Wood Flooring
- Removable Smooth Plate Fenders
- 2" x 2" x 1/8" SQ. Tubing Top Top Rail
- LED D.O.T. Stop, Tail, & Clearance Lights
- 16 Ga. 5-Way Double-Insulated Wire Harness w/4-way plug
- Mechanical and/or Chemical Pretreatment for Maximum Paint Adhesion
- Black - Sherwin-Williams Powdura OneCure, Primer w/Polyester TGIC Gloss Powder Topcoat

### AXLE OPTIONS

Code	Description	MSRP
ESA	1 - 3,500 Lb Dexter Elec/Spring FSA	\$171.43
HS1	1 - 3,500 Lb Dexter Hyd/Spring	\$507.14
ID0	1 - 3,500 Lb Dexter Idler/Drop	\$100.00
EDA	1 - 3,500 Lb Dexter Elec/Drop FSA	\$300.00
IT0	1 - 3,500 Lb Dexter Idler/Tors (LEVEL)	\$350.00
ETA	1 - 3,500 Lb Dexter Elec/Tors (LEVEL) FSA	\$485.71
HD1	1 - 3,500 Lb Dexter Hyd Drum/Drop	\$892.86
HT1	1 - 3,500 Lb Dexter Hyd Drum/Tors (LEVEL)	\$1,078.57
ED1	1 - 3,500 Lb Dexter Elec/Drop	\$200.00
ET1	1 - 3,500 Lb Dexter Elec/Tors (LEVEL)	\$578.57
IS0	1 - 5,200 Lb Dexter Idler/Spring	\$135.71
ESA	1 - 5,200 Lb Dexter Elec/Spring FSA	\$307.14

### COLOR OPTIONS

Code	Description	MSRP
CB2	Black W/Primer	\$0.00
CBM	Metallic Black W/Primer	\$178.57
CG3	Gray W/Primer	\$107.14
CW4	White W/Primer	\$357.14
CR5	Red W/Primer	\$107.14
CB6	Blue W/Primer	\$107.14
CG7	Green W/Primer	\$107.14
CY8	Yellow W/Primer	\$107.14
CO9	Orange W/Primer	\$107.14
CA1	OD Army Green W/Primer	\$107.14
CT2	Coyote Tan W/Primer	\$107.14
CP0	Pink W/Primer	\$107.14
CNG	Neon Green W/Primer	\$107.14
CS1	Silver W/Primer	\$107.14
CAM	Aggie Maroon W/Primer	\$107.14
WM1	Western Metallic W/Primer	\$107.14
CP1	Purple W/Primer	\$178.57

# Options (LS) | Landscape Single Axle

## COUPLER OPTIONS

Code	Description	MSRP
C01	Coupler 2" A-Frame Cast.	\$0.00
C03	Coupler 2" A-Frame Cast Hyd.	\$0.00
C04	Coupler 2" Adjustable 4 Hole	\$35.71
C07	Coupler 2-5/16" Adjustable 4 Hole	\$64.29
C11	Pintle Ring 3" Adjustable 4 Hole	\$64.29

## TAIL, GATE & RAMP OPTIONS

Code	Description	MSRP
D01	2' Dove Tail (12FT+ Only)	\$71.43
D02	2' Diamond Plate Dove (12FT+ Only)	\$221.43
G03	3' Fold Gate Tubing	-\$35.71
G04	4' Fold Gate	Standard
G05	5' Fold Gate Tubing	\$28.57
G14	4' Fold In Gate	\$50.00
G24	4' Split Fold Gate	\$64.29
G25	5' Split Fold Gate	\$100.00
G33	3' HD Fold Gate w/Spring Assist	\$100.00
G34	4' HD Fold Gate w/Spring Assist	\$128.57
G44	4' HD Split Fold Gate w/Spring Assist	\$157.14
G54	4' HD Fold Gate w/Ramp&Spring Assist	\$200.00
G55	5' HD Fold Gate w/Ramp&Spring Assist	\$235.71
G64	4' HD Split Fold Gate w/Ramp & Spring Assist	\$221.43
G65	5' HD Split Fold Gate w/Ramp & Spring Assist	\$257.14
G94	4' Bi-Fold In Gate	\$342.86
G95	5' Bi-Fold Gate w/Spring Assist	\$178.57
GF1	Front Fold Gate	\$214.29
GS1	4' Side Fold Gate	\$207.14
GS2	5' Side Fold Gate	\$228.57
GS3	6' Side Fold Gate	\$250.00
GS5	5' Side Bi-Fold Gate	\$400.00
H02	Slide-In Ramps 5' x 13"	\$300.00
SA1	Spring Assist on Fold Gates	\$42.86

## OTHER OPTIONS

Code	Description	MSRP
A02	ST205/75 R15 LRC	Standard
A04	ST225/75 R15 LRD (Standard on 5200 lbs. Axles)	\$57.14/ea.
A24	ST205/75 R15 LRC wAlum Wheels	\$171.43/ea.
E03	Steel Floor DP	\$27.14/FT
E04	Mesh Floor	\$12.86/FT
E05	Rough Oak Floor	\$22.86/FT
E07	Douglas Fir Floor	\$11.43/FT
E09	Blackwood Lumber (Classic)	\$28.57/FT
F01	Smooth Plate Round Fenders (weld-on)	\$0.00
F02	Smooth Plate Fenders (removable)	\$0.00
F05	Diamond Plate Fenders (weld-on)	\$42.86
F06	Diamond Plate Fenders (removable)	\$42.86
F07	Diamond Plate Alum. Round Fenders (removable)	\$85.71
I00	24" OC Crossmembers	Standard
I01	16" OC Crossmembers	\$10.00/FT
J01	Jack, 5K Swivel	Standard
J02	Jack Drop Leg 7000 lb.	\$35.71
L05	Lighting LED (Back Up)	\$135.71
L07	7-Way Cold Weather Front Harness	\$35.71
M06	4 - U-Hooks	Standard
3	D-Rings 3" Weld-On	\$7.14/ea.
MF1	Mud Flaps	\$71.43

## OTHER OPTIONS

Code	Description	MSRP
P02	Angle Iron Side Rails (weld on)	\$0.00/ft
P03	2-3/8" Pipe Top Side Rails (weld on)	\$2.86/ft
P04	Sq. Tube Side Rails (weld on)	\$0.00/ft
P06	2-3/8" Pipe Top Side Rails (removable)	\$2.86/ft
P07	Sq. Tube Side Rails (removable)	standard
Q03	Exp. Metal Sides 36"	\$4.29/ft
Q04	Exp. Metal Sides 48"	\$8.57/ft
R02	Solid Metal Sides 24"	\$20.00/ft
R03	Solid Metal Sides 36"	\$28.57/ft
R04	Solid Metal Sides 48"	\$37.14/ft
T01	Tongue Mount Tool Box w/Gas Shock	\$178.57
RB1	Running Boards	\$171.43
RS1	2 - Rear Support Stands (5K Swivel)	\$128.57
RS2	2 - Rear Support Stands (Tube)	\$121.43
STC	Spare ST205/75 R15 LRC Silver	\$107.14
STE	Spare ST225/75 R15 LRD Silver	\$114.29
STV	Spare ST205/75 R15 LRC	\$300.00
SP1	4 - Additional Stake Pockets	\$28.57
TC1	Front Tool Cage w/Expanded Metal	\$292.86
TC2	Front Tool Cage 2' X 4' W/side Doors	\$392.86
TC3	Front Tool Cage w/Solid Metal	\$364.29
WE1	Weedeater Rack	\$214.29
TM1	Spare Tire Mount	\$42.86
TM2	Removable Spare Tire Mount	\$57.14



## SB-SC | 4" Channel Frame Single Axle Utility | 2,990 - 5,200 GVWR

MODEL#	DESCRIPTION	WEIGHT (lbs)	MSRP
SB4808031	48" X 8' Single Axle Trailer	782	\$1,442.86
SB4810031	48" X 10' Single Axle Trailer	851	\$1,521.43
SB6008031	60" X 8' Single Axle Trailer	871	\$1,528.57
SB6010031	60" X 10' Single Axle Trailer	967	\$1,607.14
SB6012031	60" X 12' Single Axle Trailer	1070	\$1,685.71
SB6014031	60" X 14' Single Axle Trailer	1227	\$1,757.14
SB6016031	60" X 16' Single Axle Trailer	1361	\$1,842.86
SB7210031	72" X 10' Single Axle Trailer	1244	\$1685.71
SB7212031	72" X 12' Single Axle Trailer	1263	\$1,757.14
SB7214031	72" X 14' Single Axle Trailer	N/A	\$1,850.00
SB7216031	72" X 16' Single Axle Trailer	N/A	\$1,928.57
SB7710031	77" X 10' Single Axle Trailer	1101	\$1,685.71
SB7712031	77" X 12' Single Axle Trailer	1260	\$1,757.14
SB7714031	77" X 14' Single Axle Trailer	1371	\$1,850.00
SB7716031	77" X 16' Single Axle Trailer	1547	\$1,928.57
SB8310031	83" X 10' Single Axle Trailer	1250	\$1,757.14
SB8312031	83" X 12' Single Axle Trailer	1329	\$1,850.00
SB8314031	83" X 14' Single Axle Trailer	1470	\$1,928.57
SB8316031	83" X 16' Single Axle Trailer	1627	\$2,000.00
SC8010031	80" X 10' Single Axle Trailer	1383	\$1,871.43
SC8012031	80" X 12' Single Axle Trailer	1462	\$1,957.14
SC8014031	80" X 14' Single Axle Trailer	1603	\$2,035.71
SC8016031	80" X 16' Single Axle Trailer	1760	\$2,107.14

**S B 4 8 0 8 0 3 1**

PRODUCT TYPE	PRODUCT WIDTH	PRODUCT LENGTH	GAWR AXLE	# OF AXLES	AXLE TYPE	OTHER
--------------	---------------	----------------	-----------	------------	-----------	-------

### STANDARD SPECIFICATIONS

- 2,990 GVWR
- 3,500 lb GAWR
- 2" A-Frame Coupler (7,000 lb)
- 2 - Safety Chains (1/4" Grd. 30)
- 1 - 5,000 lb Top-Wind Swivel Jack
- 1 - 3,500 lb Dexter Idler Axle
- 15" 5-Hole Wheels
- ST205/75 R15 LRC Tires
- Multi-Leaf Spring Suspension
- 4" Channel Tongue
- 4" Channel Frame
- Removable Side Rails
- 2" x 2" x 1/8" Tubing Uprights
- 2" x 2" x 3/16 Angle Iron 24" OC Crossmembers
- 2" Treated Pine Wood Flooring
- Removable Smooth Plate Fenders
- 2" x 2" x 1/8" SQ. Tubing Top Top Rail
- LED D.O.T. Stop, Tail, & Clearance Lights
- 16 Ga. 5-Way Double-Insulated Wire Harness w/4-way plug
- Mechanical and/or Chemical Pretreatment for Maximum Paint Adhesion
- Black - Sherwin-Williams Powdura OneCure, Primer w/Polyester TGIC Gloss Powder Topcoat

\*\*\*NOTE: Hyd., Tors. & Drop Axles Available Only on 60", 77", & 80" Utilities\*\*\*

\*\*\*NOTE: Selecting The Drop Axle Option On 83" Wide Trailer Will Default To 80" Wide Deck\*\*\*

### AXLE OPTIONS

Code	Description	MSRP
ESA	1 - 3,500 Lb Dexter Elec/Spring FSA	\$120.00
HS1	1 - 3,500 Lb Dexter Hyd/Spring	\$355.00
IS0	1 - 5,200 Lb Dexter Idler/Spring	\$95.00
ESA	1 - 5,200 Lb Dexter Elec/Spring FSA	\$215.00
EDA	1 - 3,500 Lb Dexter Elec/Drop FSA	\$195.00
HD1	1 - 3,500 Lb Dexter Hyd/Drop	\$600.00
IT0	1 - 3,500 Lb Dexter Idler/Tors (LEVEL)	\$220.00
ETA	1 - 3,500 Lb Dexter Elec/Tors FSA	\$315.00
HT1	1 - 3,500 Lb Dexter Hyd/Tors	\$730.00
ESA	1 - 5,200 Lb Dexter Elec/Spring FSA	\$365.00

### COLOR OPTIONS

Code	Description	MSRP
CB2	Black W/Primer	\$0.00
CBM	Metallic Black W/Primer	\$178.57
CG3	Gray W/Primer	\$107.14
CW4	White W/Primer	\$357.14
CR5	Red W/Primer	\$107.14
CB6	Blue W/Primer	\$107.14
CG7	Green W/Primer	\$107.14
CY8	Yellow W/Primer	\$107.14
CO9	Orange W/Primer	\$107.14
CA1	OD Army Green W/Primer	\$107.14
CT2	Coyote Tan W/Primer	\$107.14
CP0	Pink W/Primer	\$107.14
CNG	Neon Green W/Primer	\$107.14
CS1	Silver W/Primer	\$107.14
CAM	Aggie Maroon W/Primer	\$107.14
WM1	Western Metallic W/Primer	\$107.14
CP1	Purple W/Primer	\$178.57

# Options (SB-SC) | 4" Channel Frame | Single Axle Utility

## COUPLER OPTIONS

Code	Description	MSRP
C01	Coupler 2" A-Frame Cast	\$0.00
C03	Coupler 2" A-Frame Cast Hyd.	\$0.00
C04	Coupler 2" Adjustable 4 Hole	\$35.71
C07	Coupler 2-5/16" Adjustable 4 Hole	\$64.29
C11	Pintle Ring 3" Adjustable 4 Hole	\$64.29

## TAIL & GATE OPTIONS

Code	Description	MSRP
D01	2' Dove Tail (12FT+ Only)	\$71.43
D02	2' Diamond Plate Dove (12FT+ Only)	\$164.29
G00	Board Slides	Standard
G01	Rear Tail Gate (even with sides)	\$121.43
G03	3' Fold Gate	\$200.00
G04	4' Fold Gate	\$221.43
G05	5' Fold Gate	\$235.71
G24	4' Split Fold Gate	\$264.29
G25	5' Split Fold Gate	\$300.00
G34	4' HD Fold Gate w/Spring Assist	\$328.57
G35	5' HD Fold Gate w/Spring Assist	\$357.14
G44	4' HD Split Fold Gate w/Spring Assist	\$357.14
G54	4' HD Fold Gate w/Ramp&Spring Assist	\$400.00
G55	5' HD Fold Gate w/Ramp&Spring Assist	\$435.71
G64	4' HD Split Fold Gate w/Ramp&Spring Assist	\$421.43
G65	5' HD Split Fold Gate w/Ramp&Spring Assist	\$457.14
G13	3' Fold In Gate	\$185.71
G14	4' Fold In Gate	\$221.43
G15	5' Fold In Gate	\$271.43
G94	4' Bi-Fold Gate	\$371.43
G95	5' Bi-Fold Gate	\$385.71
GF1	Front Fold Gate	\$214.29
GS1	4' Side Fold Gate	\$207.14
GS2	5' Side Fold Gate	\$228.57
GS3	6' Side Fold Gate	\$250.00
GS4	Side Rail Ramps	\$207.14
GS5	5' Side Bi-Fold Gate	\$400.00
SA1	Spring Assist on Fold Gates	\$42.86

## OTHER OPTIONS

A02	ST205/75 R15 LRC	Standard
A04	ST225/75 R15 LRD (Standard on 5200 lbs. Axles)	\$57.14/ea.
A24	ST205/75 R15 LRC Aluminum	\$171.43/ea.
E02	Treated Pine Floor	Standard
E03	Steel Floor DP	\$27.14/FT
E04	Mesh Floor	\$12.86/FT
E05	Rough Oak Floor	\$22.86/FT
E07	Douglas Fir Floor	\$11.43/FT
E09	Blackwood Lumber	\$28.57/FT
F01	Smooth Plate Round Fenders (weld-on)	Standard
F02	Removable Smooth Plate Fendeers	Standard
F05	Diamond Plate Fenders (weld-on)	\$42.86
F06	Diamond Plate Fenders (removable)	\$42.86
F07	Aluminum DP Fenders (removable)	\$85.71
GA1	Tilt Deck	\$71.43
I00	24" OC Crossmembers	Standard
I01	16" Cross-Members	\$10.00/FT

## OTHER OPTIONS

Code	Description	MSRP
J01	Jack, 5K Swivel	Standard
J02	Jack Drop Leg 7000 lb.	\$35.71
L03	Lighting, LED	Standard
L05	Lighting LED (Back Up)	\$135.71
L07	7-Way Cold Weather Front Harness	Standard
M04	4 - U-Hooks	Standard
M03	D-Rings 3" Weld-On	\$7.14/ea.
MF1	Mud Flaps	\$71.43
P02	Angle Iron Side Rails (weld on)	\$0.00
P03	2-3/8" Pipe Top Side Rails (weld on)	\$2.00/ft
P04	Sq. Tube Side Rails (weld on)	\$0.00/ft
P05	Angle Iron Side Rails (removable)	\$0.00/ft
P06	2-3/8" Pipe Top Side Rails (removable)	\$1.40/ft
P07	Sq. Tube Side Rails (removable)	\$0.00/ft
P10	Rail Pipe Over Top Rail	\$12.86/ft
P11	Rail Tube Over Top Rail	\$5.60/ft
Q01	Exp. Metal Sides	\$7.14/ft
R01	Solid Metal Sides	\$8.57/ft
T01	Tongue Mount Tool Box w/Gas Shock	\$178.57
RS1	2 - Rear Support Stands (5K Swivel)	\$128.57
STC	Spare Tire ST205/75 R15 LRC Silver	\$107.14
STE	Spare Tire ST225/75 R15 LRD Silver	\$114.29
STV	Spare ST205/75 R15 LRC Aluminum	\$300.00
SP1	4 - Additional Stake Pockets	\$28.57
TC1	Front Tool Cage w/Expanded Metal	\$292.86
TM1	Spare Tire Mount	\$42.86
TM2	Removable Spare Tire Mount	\$57.14



## SE | 2.5" Angle Iron Frame Single Axle Utility | 2,990 Lb GVWR

MODEL#	DESCRIPTION	WEIGHT (lbs)	MSRP
SE4808031	48" X 8' Single Axle Trailer	674	\$1,200.00
SE4810031	48" X 10' Single Axle Trailer	746	\$1,278.57
SE6008031	60" X 8' Single Axle Trailer	782	\$1,278.57
SE6010031	60" X 10' Single Axle Trailer	872	\$1,364.29
SE6012031	60" X 12' Single Axle Trailer	968	\$1,442.86
SE6014031	60" X 14' Single Axle Trailer	1102	\$1,521.43
SE7210031	72" X 10' Single Axle Trailer	900	\$1,442.86
SE7212031	72" X 12' Single Axle Trailer	1200	\$1,521.43
SE7214031	72" X 14' Single Axle Trailer	1254	\$1,600.00
SE7710031	77" X 10' Single Axle Trailer	990	\$1,442.86
SE7712031	77" X 12' Single Axle Trailer	1103	\$1,521.43
SE7714031	77" X 14' Single Axle Trailer	1254	\$1,600.00
SE8310031	83" X 10' Single Axle Trailer	1041	\$1,521.43
SE8312031	83" X 12' Single Axle Trailer	1165	\$1,607.14
SE8314031	83" X 14' Single Axle Trailer	1325	\$1,685.71

SE4808031

PRODUCT TYPE	PRODUCT WIDTH	PRODUCT LENGTH	GAWR AXLE	# OF AXLES	AXLE TYPE	OTHER
--------------	---------------	----------------	-----------	------------	-----------	-------

### STANDARD SPECIFICATIONS

- 2,990 GVWR
- 3,500 lb GAWR
- 2" A-Frame Coupler (5,000 lb)
- 2 - Safety Chains (1/4" Grd. 30)
- 1 - 2,000 lb Top-Wind Jack
- 1 - 3,500 lb Dexter Idler Axle
- 15" 5-Hole Wheels
- ST205/75 R15 LRC Tires
- Multi-Leaf Spring Suspension
- 3" Channel Tongue
- 2" x 3" x 3/16" Angle Iron Frame
- Weld-On Side Rails
- 2" x 2" x 1/8" Angle Iron Uprights
- 2" x 3" x 3/16 Angle Iron 24" OC Crossmembers
- 2" Treated Pine Wood Flooring
- Weld-On Smooth Plate Fenders
- 2" x 2" x 1/8" SQ. Tubing Top Top Rail
- LED D.O.T. Stop, Tail, & Clearance Lights
- 16 Ga. 5-Way Double-Insulated Wire Harness w/4-way plug
- Mechanical and/or Chemical Pretreatment for Maximum Paint Adhesion
- Black - Sherwin-Williams Powdura OneCure, Primer w/Polyester TGIC Gloss Powder Topcoat

### AXLE OPTIONS

Code	Description	MSRP
ISO	1 - 3,500 Lb Dexter Idler/Spring	\$0.00
ESA	1 - 3,500 Lb Dexter Elec/Spring FSA	\$171.43
HS1	1 - 3,500 Lb Dexter Hyd/Spring	\$507.14

### COUPLER OPTIONS

Code	Description	MSRP
C01	Coupler 2" A-Frame Cast	\$35.71
C02	Coupler 2" A-Frame	\$0.00
C03	Coupler 2" A-Frame Cast Hyd.	\$0.00
C04	Coupler 2" Adjustable 4 Hole	\$71.43

### COLOR OPTIONS

Code	Description	MSRP
CB2	Black W/Primer	\$0.00
CBM	Metallic Black W/Primer	\$178.57
CG3	Gray W/Primer	\$107.14
CW4	White W/Primer	\$357.14
CR5	Red W/Primer	\$107.14
CB6	Blue W/Primer	\$107.14
CG7	Green W/Primer	\$107.14
CY8	Yellow W/Primer	\$107.14
CO9	Orange W/Primer	\$107.14
CA1	OD Army Green W/Primer	\$107.14
CT2	Coyote Tan W/Primer	\$107.14
CP0	Pink W/Primer	\$107.14
CNG	Neon Green W/Primer	\$107.14
CS1	Silver W/Primer	\$107.14
CAM	Aggie Maroon W/Primer	\$107.14
WM1	Western Metallic W/Primer	\$107.14
CP1	Purple W/Primer	\$178.57

## Options (SE) | 2.5" Angle Iron Frame | Single Axle Utility

### TAIL & GATE OPTIONS

Code	Description	MSRP
D01	2' Dove Tail (12FT+ Only)	\$71.43
D02	2' Diamond Plate Dove (12FT+ Only)	\$164.29
G00	Board Slides	Standard
G01	Rear Tail Gate (even with sides)	\$135.71
G03	3' Fold Gate	\$200.00
G04	4' Fold Gate	\$221.43
G05	5' Fold Gate	\$235.71
G08	3' Fold Gate	\$150.00
G09	4' Fold Gate	\$178.57
G14	4' Fold In Gate	\$221.43
G15	5' Fold In Gate	\$285.71
G19	4' Fold In Gate	\$178.57
G24	4' Split Fold Gate	\$278.57
G25	5' Split Fold Gate	\$314.29
G29	4' Split Fold Gate	\$221.43
G34	4' HD Fold Gate w/Spring Assist	\$342.86
G44	4' HD Split Fold Gate w/Spring Assist	\$371.43
G94	4' Bi-Fold Gate	\$357.14
G95	5' Bi-Fold Gate w/Spring Assist	\$385.71
GF1	Front Fold Gate	\$214.29
GS1	4' Side Fold Gate	\$207.14
GS2	5' Side Fold Gate	\$228.57
GS4	Side Rail Ramps	\$207.14
SA1	Spring Assist on Fold Gates	\$42.86

### OTHER OPTIONS

Code	Description	MSRP
A02	ST205/75 R15 LRC	\$42.86/ea.
A04	ST225/75 R15 LRD	\$57.14/ea.
E02	Treated Pine Wood Floor	Standard
E03	Steel DP Floor	\$27.14/FT
E04	Mesh Floor	\$12.86/FT
E05	Rough Oak Floor	\$22.86/FT
E07	Douglas Fir Floor	\$11.43/FT
E09	Blackwood Floor (Classic)	\$28.57/FT
F01	Smooth Plate Fenders (weld-on)	Standard
F05	Diamond Plate Fenders (weld-on)	\$42.86
F07	Alum. DP Fenders (removable)	\$85.71
I00	24" OC Crossmembers	Standard
I01	16" Cross-Members	\$10.00/FT
J00	Jack (2,000 lb)	\$0.00
J01	Jack, Swivel (5000 lb)	\$35.71
L03	Lighting, LED	\$0.00
L05	Lighting LED (Back Up)	\$135.71
M04	4 - U-Hooks	\$28.57
M03	D-Rings 3" Weld-On	\$7.14/ea.
MF1	Mud Flaps	\$71.43
P02	Angle Iron Side Rails (weld-on)	\$0.00/FT
P03	2-3/8" Pipe Top Side Rails (weld on)	\$2.86/FT
P04	Sq. Tube Side Rails (weld on)	Standard
P90	Solid Form Sides	\$11.43/ft
Q01	16" Exp. Metal Sides	\$7.14/FT
T01	Tongue Mount Tool Box w/Gas Shock	\$178.57
RS1	2 - Rear Support Stands (5K Swivel)	\$128.57
SG2	Aluminum Front Stone Guard	\$107.14
STC	Spare ST205/75 R15 LRC	\$107.14
STV	Spare ST205/75 R15 LRC Alum	\$300.00
STE	Spare ST225/75 R15 LRD Silver Mod	\$114.29
TM1	Spare Tire Mount	\$42.86
SP1	4 - Additional Stake Pockets	\$28.57
TC1	Front Tool Cage w/Exp. Metal	\$292.86
TM1	Spare Tire Mount	\$42.86
WE1	Weed-Eater Rack	\$214.29







