

ICPSR 4376

**Current Population Survey,
March/April 1986: Match File:
Alimony and Child Support**

*United States Department of Commerce.
Bureau of the Census*

*United States Department of Labor.
Bureau of Labor Statistics*

User Guide

Inter-university Consortium for
Political and Social Research
P.O. Box 1248
Ann Arbor, Michigan 48106
www.icpsr.umich.edu

Terms of Use


The terms of use for this study can be found at:
<http://www.icpsr.umich.edu/cocoon/ICPSR/TERMS/4376.xml>

**CURRENT POPULATION SURVEY, MARCH/APRIL 1986 MATCH FILE;
ALIMONY AND CHILD SUPPORT.**

TECHNICAL DOCUMENTATION

Washington, D.C.

1988



U.S. DEPARTMENT OF COMMERCE

William C. Verity, Secretary
Robert Ortner, Under Secretary for Economic Affairs

BUREAU OF THE CENSUS

John G. Keane, Director
C. Louis Kincannon, Deputy Director

002



N. McGovern
May 22, 1990
Revised: J. Nelson
August 21, 1992
3-029-89-017

VALIDATION STATEMENT

When the National Archives acquired custody of this file, the accessioning procedures called for a manual comparison of the documentation to a printout of a portion of the records in each data set. This manual comparison is referred to as a "preliminary assessment" or "validation." The number of records which were compared varied from data set to data set. However, as a general rule the comparison involved less than ten records and was limited to only the first and last records in each data set. This is a statement of the results of the preliminary assessment or validation.

title: Current Population Survey (CPS), March/April 1986 Match

Logical record length: 480

number of datasets: 1

No discrepancies between the documentation and a sample dump of the data were noted during hand validation.

BUREAU OF THE CENSUS

John G. Keane, Director
C. Louis Kincannon, Deputy Director
Roland H. Moore, Associate Director for Field Operations

DATA USER SERVICES DIVISION

Gerard C. Iannelli, Chief
Marie G. Argana, Assistant Chief
for User Services

ACKNOWLEDGMENTS

This documentation was prepared within the Data Access and Use Staff, under the direction of James P. Curry, Chief, and Barbara J. Aldrich, Chief of its Technical Information Section. Paul T. Manka was the coordinator for this file assisted by Virginia Collins and Barbara Shugart. Technical assistance was provided by members of the Current Population Surveys Branch, Demographic Surveys Division.

* * * * *

The *file* should be cited as follows:

Current Population Survey, March/April 1986 Match File: Alimony and Child Support [machine-readable data file] / conducted by the Bureau of the Census for the Bureau of Labor Statistics. --Washington: Bureau of the Census [producer and distributor], 1988.

The *technical documentation* should be cited as follows:

Current Population Survey, March/April 1986 Match File: Alimony and Child Support Tape Technical Documentation / prepared by Data User Services Division, Data Access and Use Staff, Bureau of the Census. --Washington: The Bureau, 1988.

* * * * *

For additional information concerning the *tape*, contact Data User Services Division, Customer Services (Tapes), Bureau of the Census, Washington, D.C. 20233. Phone: (301) 763-4100.

For additional information concerning the *subject matter* of the file, contact Demographic Surveys Division, Current Population Surveys Branch, Bureau of the Census, Washington, D.C. 20233. Phone: (301) 763-2773.

For additional information concerning the *technical documentation*, contact Data User Services Division, Data Access and Use Staff, Bureau of the Census, Washington, D.C. 20233. Phone: (301) 763-2074.

USER NOTES

This section will contain information relevant to the March/April 1986 Match File: Alimony and Child Support that becomes available after the file is released. The cover letter to the updated information should be filed behind this page.

User Notes will be sent to all users who (1) purchased their file (or technical documentation) from the Census Bureau and (2) returned the coupon following the title page.

TABLE OF CONTENTS

Current Population Survey, March/April 1986 Match File:
Alimony and Child Support

User Notes.....	vii
Abstract	1
Overview	
Introduction.....	5
CPS Sample	5
Relationship of Current Population Survey Files to Publications.....	6
Questionnaire Coverage.....	6
File Structure.....	7
Geographic Limitations.....	11
Weights.....	11
Changes in Current Population Survey Weighting	
Changes in Race Categories Used for Controlling Independent Population Estimates	13
March CPS Labor Force Estimates.....	13
Introduction of 1980 Decennial Census Population Controls.....	13
Impact of Processing Changes	14
New Weighting Procedure.....	14
Introduction of 1980 Census Industry and Occupation (I/O) Classification Systems.....	15
Changes in Current Population Survey Concepts	
Concepts on Families	17
Concepts on Individuals	18
Summary of Changes in Definitions and Terminology for Presentation of Household and Family Data	21
Data Dictionary Index	
Household Record Index.....	23
Family Record Index.....	25
Person Record Index.....	27
Relationship of Questionnaire Items to Field Names on the Annual Demographic File	33
How to Use the Data Dictionary.....	35
Data Dictionary.....	37

Glossary	
Geographic Concepts.....	105
Subject Concepts.....	107

Questionnaire Facsimiles	
Facsimile of Basic Questionnaire.....	121
Facsimile of March Supplement Questionnaire.....	127
Facsimile of April Questionnaire.....	139

APPENDICES

Appendix A - Industry Classifications	
A1 - Industry Classification Codes (3-digit).....	145
A2 - Detailed Industry Recodes (01-46)	153
A3 - Major Industry Recodes (01-14)	155

Appendix B - Occupation Classifications	
B1 - Occupational Classification Codes for Detailed Occupational Categories (3-digit)	157
B2 - Detailed Occupation Recodes (01-52)	173
B3 - Major Occupation Group Recodes (01-14).....	177

Appendix C - Selected Tables from the Current Population Survey, March/April 1986	
Match File: Alimony and Child Support.....	179

Appendix D - Source and Reliability of the Estimates.....	191
--	-----

Appendix E - Specific Metropolitan Identifiers.....	205
List 1: CMSA/MSA 1983 Rank Codes (MSARANK).....	206
List 2: PMSA 1983 Rank Codes (PMSARANK)	213
List 3: Individual Central City Codes (CCCODE)	217
List 4: FIPS MSA/PMSA Codes (SMSAFIPS).....	219

ABSTRACT

Current Population Survey, March/April 1986
Match File: Alimony and Child Support [machine-readable data file] / conducted by the Bureau of the Census. --Washington: The Bureau [producer and distributor], 1988.

Type of File:

Microdata; unit of observation is individuals, families, and households.

Universe Description:

The universe is the civilian noninstitutional population of the U.S. living in housing units and male members of the Armed Forces living in civilian housing units on a military base or in a household not on a military base.

A probability sample is used in selecting housing units.

Subject-Matter Description:

The file comprises records for the six rotation groups common to the March and April 1986 Current Population Surveys. For females 18 years and over, data are provided on alimony and child support collected from the April supplement. These data highlight alimony and child support arrangements made at the time of separation or divorce, amount of payments actually received, and value and type of any property settlement.

This file also provides the usual monthly labor force data plus data on work experience, income, and migration. Comprehensive information is given on the employment status, occupation, and industry of persons 14 years old and over. Additional data for persons 15 years old and older are available concerning weeks worked and hours per week worked, reason not working full time, total income and income components, and residence on March 1, 1985.

Characteristics such as age, sex, race, household relationship, and Spanish origin are shown for each person in the household enumerated. The data on employment and income refer to the preceding year, although demographic data refer to the time of the survey.

This file also contains data covering nine noncash income sources: food stamps, school lunch program, employer-provided group health insurance, employer-provided pension plan, personal health insurance, Medicaid, Medicare, CHAMPUS or military health care, and energy assistance.

Geographic Coverage:

State of residence is uniquely identified as well as census geographic division and region. The 113 largest metropolitan statistical areas (CMSA's or MSA's), an additional 89 selected MSA's, 66 selected PMSA's, and 30 central cities in multi-central city MSA's or PMSA's are also uniquely identified.¹

1. MSA's = Metropolitan Statistical Areas; CMSA's = Consolidated Metropolitan Statistical Areas; PMSA's = Primary Metropolitan Statistical Areas.

Technical Description:

File Structure: Hierarchical.

File Size: 203,135 logical records; record size is 480 characters.

File Sort Sequence: State code, then SMSA rank code.

Reference Materials:

"Current Population Survey, March/April 1986 Match File: Alimony and Child Support Technical Documentation." The documentation includes this abstract, pertinent information about the file, a glossary, code lists, and a data dictionary. One copy accompanies each file order. When ordered separately, it is available for \$5 from Customer Services, Bureau of the Census, Washington, D.C. 20233

Related Printed Reports:

Data from the March Current Population Survey are published most frequently in the Current Population Reports P-20 and P-60 series. These reports are available from the Superintendent of Documents, U.S. Government Printing Office, Washington, D.C. 20402. Forthcoming reports will be cited in CENDATA™, the *Monthly Product Announcement (MPA)*, and the *Bureau of the Census Catalog and Guide*.

Related Machine-Readable Data Files:

A public use edition of the Current Population Survey, March/April Match file: Alimony and Child Support is available for each year since 1979.

Beginning in April 1984, the CPS sample was gradually replaced by a new sample. The March/April 1986 Match File reflects the phase-in of this new sample.

For more information, request the *Data Developments* on the Current Population Survey from Customer Services, Bureau of the Census, Washington, D.C. 20233.

File Availability:

The file may be ordered from using the Customer Services order form for tapes on the following page. It is available with the technical options listed below at a cost of \$175 per reel.

	<u>Reels</u>	<u>Cost</u>
9 track, 1600 bpi (EBCDIC or ASCII)	3	\$525
9 track, 6250 bpi (EBCDIC or ASCII)	1	\$175

OVERVIEW

Current Population Survey

Introduction

The Current Population Survey (CPS) is the source of the official Government statistics on employment and unemployment. The CPS has been conducted monthly for over 35 years. Currently, we interview about 56,500 households monthly, scientifically selected on the basis of area of residence to represent the Nation as a whole, individual States, and other specified areas. Each household is interviewed once a month for four consecutive months one year, and again for the corresponding time period a year later. This technique enables us to obtain month-to-month and year-to-year comparisons at a reasonable cost while minimizing the inconvenience to any one household.

Although the main purpose of the survey is to collect information on the employment situation, a very important secondary purpose is to collect information on the demographic status of the population, information such as age, sex, race, marital status, educational attainment, and family structure. From time to time additional questions are included on such important subjects as health, education, income, and previous work experience. The statistics resulting from these questions serve to update similar information collected once every 10 years through the decennial census, and are used by Government policymakers and legislators as important indicators of our Nation's economic situation and for planning and evaluating many Government programs.

The CPS provides current estimates of the economic status and activities of the population of the United States. Because it is not possible to develop one or two overall figures (such as the number of unemployed) that would adequately describe the whole complex of labor market phenomena, the CPS is designed to provide a large amount of detailed and supplementary data. Such data are made available to meet a wide variety of needs on the part of users of labor market information.

Thus, the CPS is the only source of monthly estimates of total employment (both farm and nonfarm); nonfarm self-employed persons, domestics, and unpaid helpers in nonfarm family enterprises; wage and salary employees; and, finally, estimates of total unemployment.

It provides the only available distribution of workers by the number of hours worked (as distinguished from aggregate or average hours for an industry), permitting separate analyses of part-time workers, workers on overtime, etc. The survey is also the only comprehensive current source of information on the occupation of workers and the industries in which they work. Information is available from the survey not only for persons currently in the labor force but also for those who are outside the labor force. The characteristics of such persons - whether married women with or without young children, disabled persons, students, older retired workers, etc., can be determined. Information on their current desire for work, their past work experience, and their intentions as to job seeking are also available.

The March CPS, also known as the Annual Demographic File, contains the basic monthly demographic and labor force data described above, plus additional data on work experience, income, noncash benefits, and migration.

CPS Sample

The CPS sample is based on the civilian noninstitutional population of the United States. The sample is located in 729 sample areas comprising 1,973 counties and independent cities with coverage in every State and in the District of Columbia.

In all, some 70,000 housing units or other living quarters are assigned for interview each month; about 56,500 of them containing approximately 117,500 persons 14 years old and over are interviewed. Also included are demographic data for approximately 31,500 children 0-13 years old and 650 Armed Forces members living with civilians either on or off base within these households. The remainder of the assigned housing units are found to be vacant, converted to nonresidential use, contain persons with residence elsewhere, or are not interviewed because the residents are not found at home after repeated calls, are temporarily absent, or are unavailable for other reasons. Approximately 13,500 noninterview households are present each month. The resulting file size is approximately 163,000 records. In March of each year supplemental data are collected for male Armed Forces members residing with their families in civilian housing units or on a military base. The Armed Forces members, however, are not asked the monthly labor force questions or the supplemental questions on work experience.

For a more detailed discussion about the basic labor force data gathered on a monthly basis in the CPS survey, see the Bureau of Labor Statistics Report No. 463 and the Current Population Report P-23, No. 62, issued jointly by the Bureau of Labor Statistics and the Bureau of the Census in October, 1976, and entitled Concepts and Methods Used In Labor Statistics derived from the Current Population Survey.

Relationship of Current Population Survey Files to Publications

Each month, a significant amount of information about the labor force is published by the Bureau of Labor Statistics in the Employment and Earnings and Monthly Labor Review Reports.

As mentioned previously, the CPS also serves as a vehicle for supplemental inquiries on subjects other than employment which are periodically added to the questionnaire. From the basic and supplemental data the Bureau of the Census issues four series of publications under the general title Current Population Reports:

- P-20 Population Characteristics
- P-23 Special Studies
- P-27 Farm Population
- P-60 Consumer Income

All Current Population Reports may be obtained by subscription from the U.S. Government Printing Office. Subscriptions are available as follows: Population Characteristics, Special Studies, Farm Population, and Consumer Income series (P-20, P-23, P-27, P-60) combined, \$71.00 per year (sold as a package only); Population Estimates and Projections (P-25), \$25.00 per year. Single issues may be ordered separately; ordering information and prices are provided on CENDATA, in the Bureau of the Census Catalog and Guide, in Data User News, and the Monthly Product Announcement (MPA).

Questionnaire Coverage

Questionnaire facsimilies of March 1986 CPS are shown on pages 121 to 125 in this documentation. CPS-1 items 19-26B shown on pages 112 and 113 of this document are not asked of Armed Forces members but only of civilians 14 years old and older. This part of the questionnaire is referred to as the monthly (basic) labor force section because these questions are asked every month.

CPS-665 items 29-94 shown on pages 127-137 of this document are referred to as March supplement items because these questions are asked only in households in the March CPS sample. Please note that questions 29-47E on work experience are not asked of Armed Forces members. Beginning with the March 1980 CPS, supplement data are processed for the population 15 years old and older.

Certain data items appearing on both the monthly (basic) questionnaire and the March supplement questionnaire may not have the same meaning. To avoid any misunderstandings, the user should refer to the glossary of this documentation. A facsimile of the April 1986 questionnaire is shown on pages 139 to 143.

File Structure

There is a household record for each household or group quarters. The household record is followed by one of three possible structures:

A. If the household contains related persons and is not a group quarters household:

1. The family record appears next followed by person records for members of the family who are not also members of a related subfamily. The person records would be ordered: family householder, spouse of family, householder, children in the family, and other relatives of the family householder.

2. The above records may be followed by one or more related subfamily records, each related subfamily record being followed immediately by person records for members of that related subfamily. The person records would be ordered: reference person of the related subfamily, spouse of subfamily reference person, and children of subfamily reference person.

3. The above records may be followed by one or more unrelated subfamily records, each unrelated subfamily record being followed immediately by person records for members of that unrelated subfamily. The person records would be ordered: unrelated subfamily reference person, spouse of subfamily reference person, children of subfamily reference person, and other relatives of the subfamily reference person.

4. The above records may be followed by one or more persons living with nonrelatives family records, each to be followed by the person record for the unrelated individual it represents. (See Figure 1.)

B. If the household contains a householder with no relatives and is not a group quarters household:

1. The family record for the nonfamily householder is followed immediately by the person record for that nonfamily householder.

2. These records may be followed by one or more unrelated subfamily records, each unrelated subfamily record being followed immediately by the person records for members of that unrelated subfamily.

3. These records may be followed by one or more family records for persons living with nonrelatives, each person living with nonrelatives family record being followed immediately by the person record for that person living with nonrelatives. (See Figure 2.)

C. If the household is a group quarters, each person is defined as a person living with nonrelatives. There will be a family record followed by a person record for each person in the group quarters.

Figure 1. Illustration of Record Sequence for Households Containing a Family.

Household Record

Family Record

Person 1 (Householder) Record

Person 2 (Spouse) Record

.

.

Person n (Family Member)

Family (Related Subfamily Record)

Person 1 (Related Subfamily Reference Person) Record

Person 2 (Spouse) Record

.

.

Person n (Related Subfamily Member) Record

Family (Unrelated Subfamily) Record

Person 1 (Unrelated Subfamily Reference Person) Record

Person 2 (Spouse) Record

.

.

Person n (Unrelated Subfamily Member) Record

Family (Persons Living With Nonrelatives) Record

Person 1 (Person Living With Nonrelatives) Record

Figure 2. Illustration of Record Sequence for Households Containing a Nonfamily Householder.

Household Record

Family (Nonfamily Householder) Record

Person (Nonfamily Householder) Record

Family (Unrelated Subfamily) Record

Person 1 (Unrelated Subfamily Reference Person) Record

Person 2 (Spouse) Record

Person n (Unrelated Subfamily Member) Record

Family (Person Living With Nonrelatives) Record

Person (Persons Living With Nonrelatives) Record

Figure 3. Illustration of Record Sequence for Group Quarters.*

Household Record

Family (Persons Living With Nonrelatives) Record

Person (Persons Living With Nonrelatives) Record

*NOTE: Each person in group quarters is by definition a person living with nonrelatives.

Geographic Limitations

In July 1985, the CPS microdata files began carrying the metropolitan statistical area definitions announced by the Office of Management and Budget on June 30, 1984. The new CPS estimates for the total metropolitan population have consistently been higher than independent estimates of the total metropolitan population prepared by the Census Bureau; the new CPS nonmetropolitan estimates have been lower than the independent estimates. The magnitude of the monthly differences has varied from 900,000 to 2.5 million persons over the past year, so that the proportion of the population living in metropolitan areas according to the CPS has ranged from 0.4 to 1.0 percentage points higher than the independent estimate. The difference in level between the two sets of estimates is partially attributable to the basic CPS sample design, which, because of sampling variability, includes an oversample of metropolitan households and an undersample of nonmetropolitan households. The monthly variations result from the exit and entrance of rotation groups, each with slightly different metropolitan-nonmetropolitan proportions, into the sample. The apparent overestimation of metropolitan and underestimation of nonmetropolitan population in the CPS relative to the Census Bureau's independent estimates should be taken into account when using the data. Because of the monthly variation in these estimates, month-to-month comparisons of metropolitan and nonmetropolitan estimates should be interpreted with caution.

One other set of estimates that can be produced from CPS microdata files beginning in October 1985 should be treated with caution also. These are estimates for individual metropolitan areas. The change in Census Bureau confidentiality rules allowing identification of areas with populations of 100,000 or more instead of 250,000 has produced a situation where we now identify numerous small metropolitan areas on the CPS data files. Although estimates for the larger areas such as New York, Los Angeles, and so forth, should be fairly accurate and valid for a multitude of uses, estimates for the smaller metropolitan areas (those with populations under 500,000) should be used with caution because of the relatively large sampling variability associated with these estimates.

It should be kept in mind that the sample design and methods of weighting CPS data are geared towards producing estimates for the entire Nation. Consequently, data for states are not as reliable as national data, and the file will lose some of its utility in certain applications. For further discussion of such considerations, the user should consult The Current Population Survey: Design and Methodology (Technical Paper 40, U.S. Bureau of the Census).

The nature of the work done by each individual investigator using the microdata file will determine to what extent his/her requirements for precision will allow using some of the smaller geographic areas identified on the file.

Weights

For all CPS data files a single weight is prepared and used to compute the monthly labor force status estimates. An additional weight was prepared for the earnings universe which roughly corresponds to wage and salary workers in the two outgoing rotations. The difference in content of the March CPS supplement requires the presentation of additional weights: a household weight, a family weight, and a March supplement weight. In this section we briefly describe the construction and use of these weights. Chapter 5 of Technical paper 40, The Current Population Survey: Design and Methodology provides documentation of the weighting procedures for the CPS both with and without supplement questions.

The final weight, which is the product of several adjustments, is used to produce population estimates for the various items covered in the regular monthly CPS. This weight is constructed from the basic weight for each person, which represents the probability of selection for the survey. The basic weight is adjusted for special sampling situations and failure to obtain interviews from eligible households (noninterview adjustment). A two-

stage ratio estimation procedure adjusts the sample population to the known distribution of the entire population. This two-stage ratio estimation process produces factors which are applied to the basic weight (after the special weighting and noninterview adjustments are made) and results in the final weight associated with each record. In summary, the final weight is the product of: (1) the basic weight, (2) adjustments for special weighting, (3) noninterview adjustment, (4) first stage ratio adjustment factor, and (5) second stage ratio adjustment factor.

Differences in the questionnaire, sample and data uses for the March CPS supplement result in the need for additional adjustment procedures to produce what is called the March supplement weight. The sample for the March CPS supplement is expanded to include male members of the Armed Forces who are living in civilian housing or with the family on a military base, as well as additional Spanish households which are not included in the monthly labor force estimates. The March CPS questionnaire also includes expanded questions on marital status and household relationships which allow for the creation of family data records.

The expanded sample and the need to have a husband and wife receive the same weight has resulted in a weighting system which produces the March supplement weight. The March supplement weight should be used for tabulations of items in the March CPS file.

Finally, household and family weights are the weights assigned to the householder or reference person after all adjustments have been made.

CHANGES IN CURRENT POPULATION SURVEY WEIGHTING

The following describes three changes in the CPS weighting process which were first implemented with the March 1981 CPS supplement. As a result of these changes, caution should be used when comparing 1981 through 1986 estimates with those from earlier years.

Changes in Race Categories Used for Controlling Independent Population Estimates

Race categories are used in ratio-estimation of the sample estimates to known distributions. Before 1981, the Black and other-not-White sample estimates were separately adjusted to known totals for those two populations. Then these two groups were combined for the final adjustment in the weighting process which adjusted to independent estimates for White/not-White populations.

Starting in 1981, the March file represents ratio estimates to Black and not-Black totals; moreover, a separate adjustment is not made for other-not-White. Analysis of results from the 1980 census indicated that reporting of race was not directly comparable with CPS because of different data collection procedures. As a result, it was determined that more precise estimates could be derived for Black and not-Black populations as compared to those available for White and not-White populations.

Starting in 1985, the March file represents ratio estimates to White/Black/Other and Hispanic/Nonhispanic. This new procedure provides better estimates of the Hispanic population and more detailed controls of the non-Black population.

March CPS Labor Force Estimates

Before 1981, an adjustment was made so that certain March supplement labor force estimates would be identical to the same estimates in the regular March Employment and Earnings publication. It was felt, however, that this procedure hurt the reliability of many March supplement estimates and that users' needs for consistency between different publications were limited enough to warrant elimination of this stage of weighting. Beginning in 1981, labor force estimates taken from the March CPS supplement file will not be in absolute agreement with the published March labor force estimates.

Introduction of 1980 Decennial Census Population Controls

The ratio estimation procedure used to produce the weights carried on the March CPS file involves, in part, the adjustment of sample results to independent estimates of the population. These independent estimates are computed by updating the civilian noninstitutional population counts derived from the latest decennial census. March CPS sample results for 1972 through 1980 were adjusted to independent estimates derived from the 1970 census. March CPS sample results from 1981 forward are based on the results of the 1980 census.

The population counts as of April 1, 1980 from the 1980 census differ substantially from the independent estimates for the same date based on the 1970 census. For example, the 1980-based estimate of the civilian noninstitutional population on April 1, 1980 was 222,420,441 compared with the 1970-based estimate for the same date of 217,400,244. Furthermore, while analysis is continuing, it is generally believed that the 1980 census reduced the undercount experienced in 1970 for the population as a whole and most notably for minority groups. As a result, differences for subpopulation groups may be disproportionately greater than that for the total population.

Impact of Processing Changes

The following table shows population groups from the March 1980 and March 1981 Annual Demographic Files (ADF) based on both 1970 and 1980 population counts.

Selected Statistics for the Civilian Noninstitutional Population
(Numbers in Thousands)

	March 1981 a	March 1980		Change b-c
		Procedures	Used	
		New ^{1/} b	Old ^{2/} c	
Total Population	224,425	222,271	217,245	5,026
White	192,398	191,161	187,489	3,672
Non-White	32,027	31,110	29,757	1,353
Black	26,348	25,914	25,357	557
Spanish	13,573	13,333	13,207	126
Total Males	108,276	107,268	104,836	2,432
Total Females	116,149	115,002	112,410	2,592

1/ Based on 1980 census estimates.

2/ Based on extrapolated 1970 census estimates.

NOTE: A version of the March 1980 file is available with 1980-based weights. This file provides the necessary bridge data for those users requiring more detailed direct comparisons between 1970- and 1980-based weights.

New Weighting Procedure

The March 1985 Annual Demographic File reflects the use of a new weighting procedure introduced into the monthly CPS estimation procedure beginning in January 1985. Fields affected are those associated with March supplement weights: H196, F196, and P118.

Because the new estimation procedure may have an impact on any time series analysis, a reweighted 1984 file is available to bridge estimates.

INTRODUCTION OF 1980 CENSUS INDUSTRY AND OCCUPATION (I/O) CLASSIFICATION SYSTEMS

The 1980 census I/O codes were implemented for the first time in the Current Population Survey in January 1983. Differences between the codes used in 1970 and those used in 1980 have little effect on industry-related data; however, the implementation of the new codes for occupation categories poses a problem in historical data analysis.

Differences between the 1970 and 1980 occupation classification systems affect classification at all levels. Commonly used terms such as white-collar, blue-collar, professional and technical, craft worker, and operative occupations have been eliminated. These identifiers have been replaced with new categories representing conceptual as well as language changes. The following table compares the 1970 and 1980 occupation categories at the broadest levels of aggregation.

Occupational Groupings Based on the 1970 and 1980

Census Classification Systems

1970	1980
<ul style="list-style-type: none"> White-collar workers <ul style="list-style-type: none"> Professional and technical workers Manager and administrators, except farm Sales workers Clerical workers Blue-collar workers <ul style="list-style-type: none"> Craft and kindred workers Operatives, except transport Transport equipment operatives Nonfarm laborers Service workers <ul style="list-style-type: none"> Private household workers Other service workers Farm workers <ul style="list-style-type: none"> Farmers and farm managers Farm laborers and supervisors 	<ul style="list-style-type: none"> Managerial and professional specialty <ul style="list-style-type: none"> Executive, administrative, and managerial Professional specialty Technical, sales, and administrative support <ul style="list-style-type: none"> Technicians and related support Sales occupations Administrative support, including clerical Service occupations <ul style="list-style-type: none"> Private household Protective service Service, except private household and protective Precision production, craft, and repair Operators, fabricators, and laborers <ul style="list-style-type: none"> Machine operators, assemblers, and inspectors Transportation and material moving occupations Handlers, equipment cleaners, helpers, and laborers Farming, forestry, and fishing

While the new occupation classification system allows comparisons between the March 1985 ADF, the 1980 census, and other postcensus data sets, its incorporation restricts comparisons with earlier ADF files.

Further information regarding the changes between the 1970 and 1980 classification systems is provided in the February 1983 issue of Employment and Earnings published by the Bureau of Labor Statistics. A nine-page list of conversion factors used for the occupation codes in the CPS is available from Data User Services Division, Customer Services, Bureau of the Census. This list contains each 1970 detailed occupation category and the 1980 major occupation category (or categories with percentages for each) into which it should be converted. It shows which detailed occupation categories belong to the 13 major occupation categories. This list can be used to make conversions in microdata files or in data aggregated by 1970 detailed codes.

Entitled "CPS Occupation Categories: Detailed 1970 and Major 1980 Classifications," the conversion factors cost \$5 and are available from Customer Services (301/763-4100).

Technical questions regarding the limitations of the conversion factors and the guidelines on data presentation should be directed to the Labor Force Statistics Branch of the Bureau's Population Division at 301/763-5144.

CHANGES IN CURRENT POPULATION SURVEY CONCEPTS

The concepts listed below show changes made in the household and family concepts for the March 1980 Current Population Survey (CPS) and which apply to all subsequent March supplements to the CPS and the March/April match files. These changes affect the definitions for total households and subfamilies (See Figures 4-6), and correspond to the terminology and concepts used for the 1980 decennial census.

Concepts on Families

Primary Family Head. Prior to 1980, the person who maintained the family was referred to as the head, and in husband-wife households, the head by definition had to be a male. The new definition permits the wife to be designated as the "householder." ^{1/}

Husband-wife. In addition to the definitional change described above, the old husband-wife designation is now referred to as a "married-couple" family.

Male Head, no wife present. Now referred to as "other family, male householder."

Female Head, no husband present. Now referred to as "other family, female householder."

Subfamilies. The term "related" was added to this concept. Related subfamilies refer to family groups within households where members are related to, but do not include, the householder or spouse of the householder. Neither the householder nor his/her spouse are included in this grouping.

Like the family households, husband-wife relationships are also referred to as "married-couple" subfamilies. However, a subfamily "male head with no wife present" is called a "father-child" related subfamily while a "female head with no husband present" is called a "mother-child" related subfamily.

Secondary Families. As a corollary to the related subfamily change, secondary families are now referred to as "unrelated subfamilies." Unrelated subfamilies refer to family groups within households where no member is related to the householder.

The same types of family relationships described for related subfamilies also apply to unrelated subfamilies with one addition (e.g., married-couple, father-child, mother-child unrelated subfamilies and other unrelated subfamilies; see Figure 4).

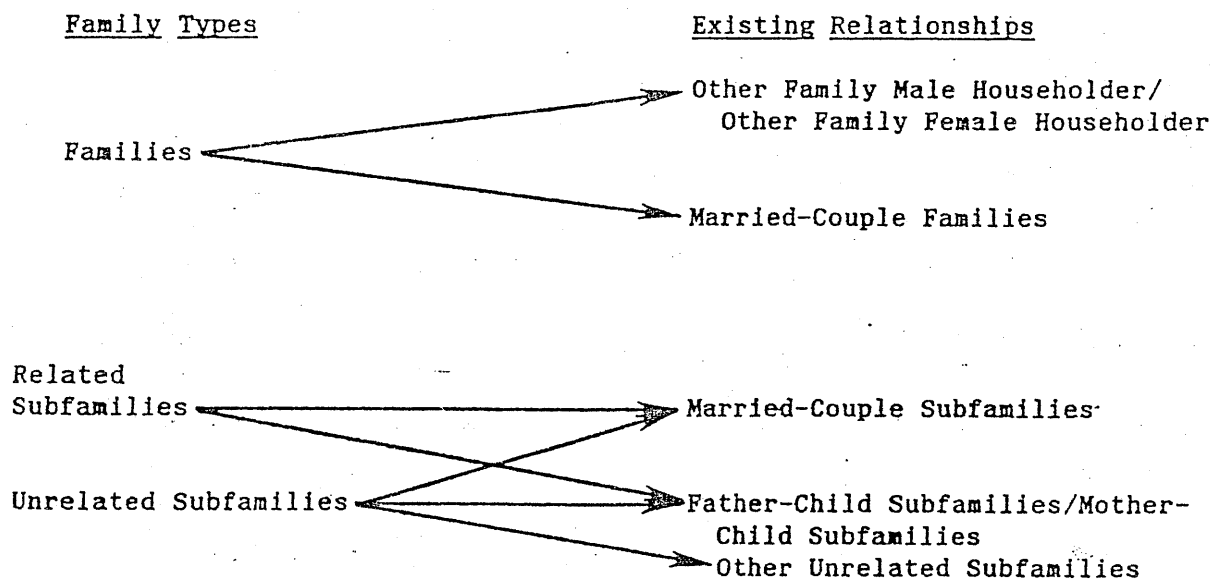
^{1/} This change in definition for husband-wife households, however, may have a slight impact on the generation of family tables which are traditionally tallied by the characteristics of the head.

Total families. Data for secondary families (now unrelated subfamilies) no longer appear in the total families category. Therefore, the term "family" is now synonymous with the term "primary family." This usage is consistent with the family concept used in the 1980 census.

Adults. In defining adults, the age limit has been raised from 14 to 15 years old. Therefore, supplemental data for adults are only available for the 15+ population. (Basic labor force data, however, are still available for 14 year olds.

FIGURE 4

Concepts Affecting Families



Concepts on Individuals

Head of Household, Spouse and Child. A variety of concepts identify related individuals. These include: head of household, spouse, and child. Both the head of household and spouse concepts have changed as shown in Figure 5. In related and unrelated subfamilies, the head is now referred to as the "reference person."

Primary Individual. Although everyone is or has been part of a family, many people do not live in a family setting. A primary individual, for example, is a person who lives alone or with nonrelatives. For 1980 and beyond, this person will be referred to as a "nonfamily householder" as shown in Figure 6.

Secondary Individual. This concept, like "primary individual," refers to unrelated individuals in a household. For 1980 and beyond, it will be referred to as "other person living with no relatives" as shown in Figure 6.

FIGURE 5

Major Changes in Concepts Affecting Related Individuals

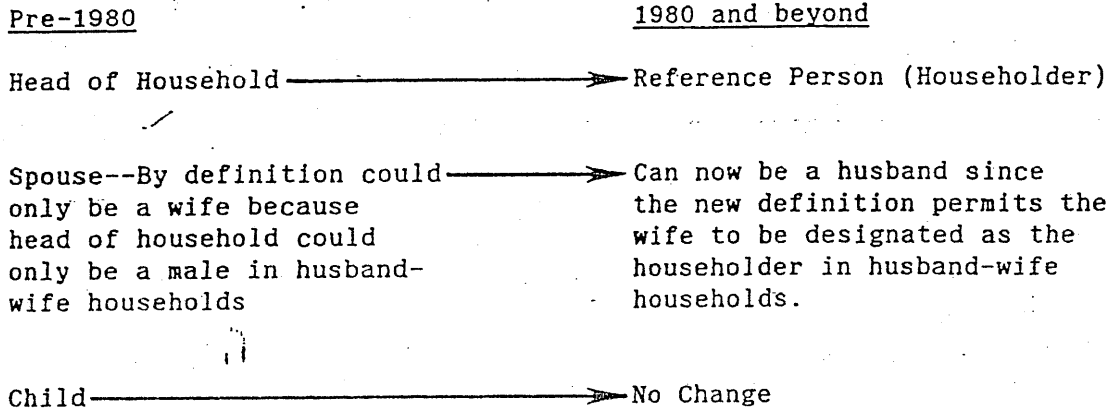
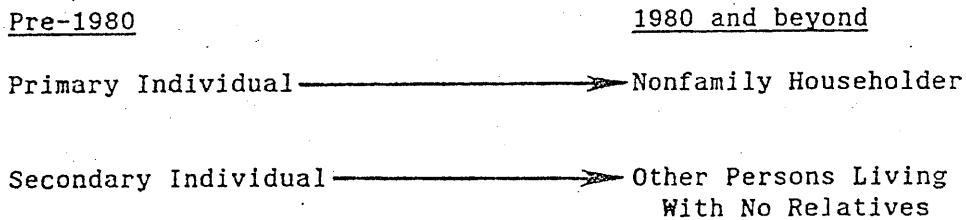


FIGURE 6

Major Changes in Concepts Affecting Unrelated Individuals



SUMMARY OF CHANGES IN DEFINITIONS AND TERMINOLOGY FOR
PRESENTATION OF HOUSEHOLD AND FAMILY DATA

I. General definitional change. The secondary family component of "total families" is excluded from the total families universe, thus, making the term "family" synonymous with the term "primary" family and consistent with the decennial-census family concept. Secondary families will continue to be recognized in the CPS and their characteristics will be tabulated separately. These secondary family data will be shown on a limited basis and will be referred to as unrelated subfamily data (see sections IV and V below).

II. Household Relationships

Categories: 1980 and beyond

Total population
 In households
 Family householder
 Married, spouse* present
 Other
 Spouse* of householder
 In related subfamilies
 Married, spouse* present
 Child of householder
 Parent, no spouse present
 Child of householder
 Child
 Child of householder, not in related subfamilies
 Other relatives, not in related subfamilies
 In unrelated subfamilies
 Reference person
 Married, spouse* present
 Other
 Spouse* of reference person
 Other in unrelated subfamily
 Other in unrelated subfamily
 Nonfamily householder
 Other persons living with no relatives
 In group quarters

Categories: Pre-1980

Total population
 In households
 Head of primary family
 Married, spouse** present
 Other
 Spouse** of primary family head
 In subfamilies
 Married, spouse** present
 Child of primary family head
 Other subfamily head
 Child of primary family head
 Child of subfamily head
 Child of primary family head, not in subfamilies
 Other relatives not in subfamilies
 In secondary families
 Head of family
 Married, spouse** present
 Other
 Spouse** of family head
 Child of family head
 Others in secondary families
 Primary individual
 Secondary individual in households
 In group quarters

*Indicates husband or wife as appropriate when data are shown by sex.

**By definition, can only be a wife.

III. Households by type

Categories: 1980 and beyond

Total households
 Family households

Categories: Pre-1980

Total households
 Primary families

023

Married-couple family
Other family, male householder
Other family, female householder
Nonfamily households
Male householder
Female householder

Husband-wife
Male head, no wife present
Female head, no husband present
Primary individuals
Male
Female

IV. Related subfamilies. Defined as nuclear family groups within households where members are related to, but do not include, the householder or spouse of householder (formerly called "subfamilies").

Categories: 1980 and beyond

Categories: Pre-1980

Total related subfamilies
Married-couple
Mother-child
Father-child

Total subfamilies
Husband-wife
Female head, no husband present
Male head, no wife present

V. Unrelated subfamilies. Defined as family groups within households where members are not related to the householder (formerly called "secondary families").

Categories: 1980 and beyond

Categories: Pre-1980

Total unrelated subfamilies
Married-couple
Mother-child
Father-child
Other

Total secondary families
Husband-wife
Female head, no husband present
Male head, no wife present

DATA DICTIONARY INDEX

Current Population Survey, March/April 1986 Match File:
Alimony and Child Support¹

<u>Item</u>	<u>Character Position</u>
 <u>HOUSEHOLD RECORD INDEX</u>	
 <u>Geographic Code and Size</u>	
Central City Code	H64
Central City MSA Residence Status Code	H50
Division of Residence Code	H38
Modified MSA Residence Status Code	H49
MSA/CMSA Rank	H52
MSA/CMSA Size	H55
MSA/PMSA	H43
MSA Size Recode	H51
PMSA Rank	H35
Primary MSA Code	H45
Region of Residence Code	H37
State of Residence Code	H39
State of Residence--1980 Ranking	H41
 <u>Flags</u>	
Energy Assistance	H128
Food Stamps	H116
Household Number	H57
Household Unable to Pay Fuel Bill	H129
Tenure, Public Housing, Lower Rent	H63
Type of Fuel	H133
Value of Energy Assistance Received	H132
 <u>Household Characteristics</u>	
Farm/Nonfarm Recode	H56
Hot Lunch Eaten at School	H104,H105
Household Status	H69
Household Type	H13
Household Without Heat; Unable to Pay Heating Fuel Bill	H118
Number of Families in This Household	H11
Number of Household Members 5-18 Never Married Other Than Householder	H103
Number of Housing Units in Structure	H34
Number of Married Couples in Household Excluding Householder and Spouse	H83
Number of Persons in Household Not Related to Householder	H82
Number of Persons in Household Under Age 18	H70
Number of Persons in This Household	H9
Public Housing Project	H61
Race of Householder (Type A Noninterview)	H30
Relationship to Householder Recode	H81
Rent Subsidy	H62
Telephone Available	H127

¹ Data collected in April begins in P397. April variables are not included as part of this listing.

DATA DICTIONARY INDEX

<u>Item</u>	<u>Character Position</u>
Telephone in Household	H126
Tenure of Household	H60
Type of Heating Fuel	H125
Type of Living Quarters	H58
 <u>Income (Cash and Noncash)</u>	
Free or Reduced Price Lunch Received at School	H106,H107
Household Income Percent Cut 1	H84
Household Income Percent Cut 2	H85
Household Income Recode	H87
Household Received Energy Assistance	H117
Household Received Food Stamps	H108
Number of Months Household Members Received Food Stamps	H110
Number of Persons in Household Covered by Food Stamps	H109
Total Household Income	H72
Value of Energy Assistance Received by Household	H121
Value of Food Stamps Received by Household Members	H112
 <u>Noninterview Reason</u>	
Noninterview Reason	H31
Weight for Noninterview Records	H33
 <u>Number of Families (See Household Characteristics)</u>	
 <u>Number of Married Couples</u> (See Household Characteristics)	
 <u>Number of Persons</u> (See Household Characteristics)	
 <u>Public Housing (See Household Characteristics)</u>	
 <u>Race of Head</u> (See Household Characteristics)	
 <u>Record Identification</u>	
Household Number	H16
Household Record Type	H331
Identification Number	H18
Index of Principal Person	H14
Month-In-Sample Code	H17
Sequence Number	H1
Trailer Portion of Unique Household	H7
 <u>SMSA (See Geographic Code and Size)</u>	
 <u>Weight</u>	
Householder March Supplement Weight	H196

FAMILY RECORD INDEX

Age (See Also Marital Status and Own Children)

Members 18 to 64 Years of Age	F148
Members 65 Years and Over	F149
Number of Children in Family 5 to 17	F166
Number of Persons in Family Under 18	F147
Presence of Related Children by Age	F147

Flags

Flag-CS (child support)	F142
Flag-DI (dividends)	F139
Flag-EA (total family earnings)	F144
Flag-FR (farm)	F134
Flag-IN (interest)	F138
Flag-OT (other)	F145
Flag-PA (public assistance)	F137
Flag-RE (retirement income)	F141
Flag-SE (self-employment)	F133
Flag-SP (supplemental income)	F136
Flag-TO (total family)	F143
Flag-US (U.S. government sources-Social Security or railroad retirement)	F135
Flag-VP (veterans' payments)	F140
Flag-WS (wages and salaries)	F132

Household Characteristics

Description of Family	F146
Householder of Spanish Origin	F19
Kind of Family	F9
Number of Earners in Family	F169
Number of Family Members in Labor Force	F167
Number of Persons in Family	F11
Sex and Marital Status of Family Householder and Labor Force Status of Spouse	F168
Type of Family	F10

Income

Child Support, etc.	F97
Dividends, etc.	F74
Family Income to Poverty Level	F189
Family Income Percent Cut 1	F178
Family Income Percent Cut 2	F179
Family Income Recode	F192
Farm Income	F35
Interest	F66
Low Income (Poverty) Cutoff Dollar Amount	F181
Money Received from Social Security and Railroad Retirement	F42
Public Assistance and Welfare	F58
Ratio of Family Income to Poverty Level	F190

ItemCharacter Position

Ratio of Family Income to Poverty Level	F190
Retirement	F89
Self-employment Income	F28
Source of Income	F194
Supplemental Security, Money from U.S. and State and Local Governments	F50
Total Family Earnings	F114
Total Family Income	F105
Total Other Family Income	F123
Veterans' Payment, etc.	F81
Wages and Salaries	F20

Income Recipiency

Type A Other Income	F170
Type B Other Income	F171
Type C Other Income	F172
Type D Other Income	F173
Type E Other Income	F174
Type F Other Income	F175
Type G Other Income	F176
Type H Other Income	F177

Labor Force (See Household Characteristics)Marital Status

Age of Oldest Own Child, Any Marital Status	F163
Age of Youngest Own Child, Any Marital Status	F161
Own Children, Any Age, Any Marital Status	F151
Own Children Under 25, Any Marital Status	F152
Own Never Married Children Under 15	F154
Own Never Married Children Under 18	F150,F153

Own Children

Own Children Under 1	F160
Own Children Under 3	F159
Own Children Under 5	F158
Own Children Under 6	F157
Own Children Under 9	F156
Own Children Under 12	F155

Record Identification

Family Record Type	F331
Family Sequence Number Within Household	F7
Index in Person Record of Family Householder or Reference Person	F13
Index in Person Record of Family Husband	F209
Index in Person Record of Family Spouse	F15
Index in Person Record of Family Wife	F207
Index in Person of Last Member	F17
Unique Household Identifier	F1

ItemCharacter PositionWeight

Family Weight

F196

PERSON RECORD INDEXArmed Forces (See Person Characteristics)Earnings

Eligibility In Rotation Groups 1 or 5

P361

Education (See Person Characteristics)Employment Characteristics

Employment Status

Class of Worker (Current Job)

P59

Class of Worker (Longest Job Last Year)

P150

Class of Worker Recode 1 (Longest Job)

P314

Detailed Industry Recode 4 (Longest Job)

P322

Detailed Occupation Recode 3 (Longest Job)

P318

Earner Recode

P313

Employment Status Recode

P12

Experienced Labor Force Status (Edited)

P13

Full-Part Time Status Recode

P14,P309

Getting Paid for Time Off Last Week

P22

Industry Code (Current Job)

P49

Industry Code (Longest Job Last Year)

P151

Industry Recode (Current Job)

P52

Labor Force Recode 1

P295

Labor Force Recode 2

P296

Major Activity (Last Week)

P15

Major Industry Recode 3 (Longest Job)

P316

Major Occupation Recode 4 (Longest Job)

P320

Number of Employers Last Year

P138

Occupation Code (Current Job)

P56

Occupation Code (Longest Job Last Year)

P154

Occupation Recode (Current Job)

P54

Paid Hourly

P364

Part-Full Time Recode

P14 P309

Reason Work Part-Time

P149

What Was Done Most of Remaining Weeks Last Year

P145

When Last Worked For Pay

P60

When Last Worked Full-Time 2 Weeks or More

P48

Why Not at Work Last Week

P21

Hours of Work

Hours Per Week Worked Last Year

P136

Hours Worked Last Week

P16

Reason Not Working 35 Hours Per Week

P19

Usual Hours Worked Per Week (Rotation Group 1 or 5)

P362

Usually Worked 35 Hours Per Week

P18

ItemCharacter Position

Usually Worked 35+ Hours Per Week at Job	P23
Worked Less Than 35 Hours One Week Last Year	P146
Looking For Work	
Believe No Work Available Not Looking	P31
Checked Employer Directly	P26
Checked Private Employment Agency	P25
Checked Public Employment Agency	P24
Checked With Friends or Relatives	P27
Could Not Find Any Work	P32
Did Nothing	P29
Intend to Look for Work Next 12 Months	P63
Looked for Work in Between Jobs	P139
Looked for Work Last Year	P130
Looking for Full-or Part-Time Work	P45
Other Method Used	P30
Placed or Answered Ads	P28
Want Regular Job Now	P62
Weeks Looking All in One Stretch	P144
Weeks Looking for Work	P43
Weeks Looking for Nonworkers	P131
Weeks Looking or On Layoff	P141,P142
Why Started Looking for Work	P42
Work Recode 1, Work Experience Weeks Looking, Nonworkers	P310
Work Recode 2, Part Year Worker Weeks Looking	P311
Work Recode 3, Part Year Worker Reason for Not Working	P312
Unable to Work	
Believe No Work Available, Not Looking	P31
Cannot Arrange Child Care	P36
Could Not Find Any Work	P32
Do Not Know	P41
Employers Think Too Young or Old	P34
Family Responsibilities	P37
Ill Health or Physical Disability	P39
In School or Other Training	P38
Lacks Necessary Schooling	P33
Lost Full Weeks Work Due to Work Layoff	P140
Main Reason Did Not Work Last Year	P133
Other	P40
Personal Handicap	P35
Reason Could Not Take Job	P46
Reason Could Not Take Work Last Week	P47
Why Left Job	P61
Weeks Worked	
Weeks Worked Last Year	P129,P134
Weeks Worked Part-Time	P147
Weeks Worked Recode	P307

ItemCharacter PositionFlag

Allocation	P64,P65,P66, P67,P68,P69, P70,P71,P72, P73,P74,P75, P76,P77,P78, P79,P80,P81, P82,P84,P85, P90
Child Support	P190
Dividend	P187
Earn Hourly	P385
Earn Weekly	P386
Farm Income	P182
Interest	P186
Nonfarm Self-Employment	P181
Paid Hourly	P384
Public Assistance	P185
Retirement Income	P189
Supplemental Security	P183
Top Coded	P269,P270,P271, P272,P273,P274, P275,P276,P277, P278,P279,P280, P281,P282,P391
Veterans' Payments	P188
Wage and Salaries Flag	P180
<u>Household Characteristics</u>	
Family Number	P105
Family Relationship	P106
Family Type	P104
Household Recode (1 thru 4)	P297,P299,P300, P302
Parent Present	P334
Parents Recode (Presence of Parents of Children Under 18)	P303
Relationship to Householder	P103
Spouse Present	P335
<u>Income (Non-Wages and Salaries Sources)</u>	
Alimony, Child Support, Other Income	P243
Dividends, Rentals, Trust	P227
Farm	P202
Hourly Earnings	P365
Interest Amount	P222
Low Income (Poverty) Cut-off	P289
Nonfarm Self-employment	P196
Pension	P238
Person's Income Recode	P324
Personal Income Total	P248
Public Assistance Amount	P217

ItemCharacter Position

Source of Income Recode	P326
Supplemental Security	P213
Total Earnings	P255
Total Other Income	P262
Social Security/Railroad Retirement	P208
Veterans' Unemployment, Workmen's Compensation	P233
Wages or Salaries	P191
Weekly Earnings Before Deductions, Usual	P369

Income Recipiency

Aid to Dependent Children	P164
Alimony and Child Support	P177
Anything Else	P179
Dividends	P167
Estates and Trust	P169
Farm Income	P159
Federal Government Pension	P175
Interest	P166
Military Retirement	P174
Nonfarm Self-Employment	P158
Other Public Assistance	P165
Other Regular Contribution	P178
Private Pension	P173
Railroad Retirement	P161
Rent and Royalties	P168
Social Security	P160
State and Local Government Pension	P176
Supplemental Security	P162
Unemployment Compensation	P171
Veterans' Payments	P170
Wage and Salary	P157
Workmen's Compensation	P172

Insurance/Pension Coverage

CHAMPUS or Military Health Care	P353,P354
Group Health	P345,P348
Other Persons Covered	P347
Part Paid by Employer	P346
Medicaid	P351,P352
Medicare	P349,P350
Other Health Insurance	P355,P356
Other Persons Covered	P357
Pension Plan P343,P344	

Labor Force (See Employment Characteristics)Labor Union

Coverage	P388
Member	P387

ItemCharacter PositionPerson Characteristics

Age Recode	P306
Age Recode 1	P304
Age in Single Years	P110
Completed Highest Grade Attended	P117
High School/College Attendance	P393,P394
Highest Grade Attended	P115
Marital Status	P107
Person 14 Years or Older (Interviewer Check Item)	P392
Race	P109
School Enrollment, Full-time/Part-time	P395
Sex	P108
Spanish Ethnicity	P113
Veteran Status	P112

Record Identification

Family Membership Key	P10
Person Line Number	P332
Person Record Type	P331
Person Sequence Number Within Household	P7
Population Type Item 25A	P102
Principal Person Indicator	P9
Related Subfamily Membership Key	P11
Spouse Line Number	P389
Unique Household Identifier	P1

Residence

Living in Same House March 1986	P339
Migration—Residence 1986 to 1987	P328
MSA Residence in 1986 Recode	P330
MSA Residence March 1986	P340
Region of Residence in 1986—Migration	P329
Residence 1986 to 1987	P341
State Residence in 1986	P337

Unemployment (See Employment Characteristics)Weights

Basic CPS Person Weight	P91
March Supplement Weight	P118
Basic Earnings Weight	P372

RELATIONSHIP OF QUESTIONNAIRE ITEMS TO FIELD NAMES ON THE ANNUAL DEMOGRAPHIC FILE

In March 1979 the Census Bureau introduced a new income supplement (CPS-665). However, the processing system has never been updated to reflect the new questionnaire. Instead, income items on the questionnaire were reformatted so that the existing processing system could be utilized. The chart on the following page shows how the questionnaire items are reformatted into income fields on the annual demographic file.

QUESTIONNAIRE ITEMS

NAME OF FIELD
ON ANNUAL
DEMOGRAPHIC FILE

CPS-665

INCOME TYPE

48A	Wages and salaries	I51AWS
48B	Nonfarm self-employment	I51BSE
48B	Farm self-employment	I51CFR
49B	Wages and salaries	I51AWS
49B	Nonfarm self-employment	I51BSE
49B	Farm self-employment	I51CFR
51A	Unemployment compensation	I53DUC
52B	State Workers Comp., Employers insurance or other	I53DWC
52B	Own insurance	I53FAE
56B	Social Security	I52ASS
57B	Supplemental Security	I52BUS
58C(01)	Veteran survivor pension	I53DVP
58C(02)	Company or union survivor pension	I53EPP
58C(03)	Federal Government pension	I53EFG
58C(04)	Military Retirement pension	I53EMR
58C(05)	State or local government survivor pension	I53ELG
58C(06)	Railroad Retirement survivor pension	I52ARR
58C(07)	Workers compensation survivor pension	I53DWC
58C(08)	Black Lung survivor pension	I53DWC
58C(09)	Estates and trusts	I53CEST
58C(10)	Annuities or paid up life insurance	I53EPP
58C(11)	Other survivor payments	I53FAE
61C(01)	Veterans disability	I53DVP
61C(02)	Worker's Compensation	I53DWC
61C(03)	Company or union disability	I53EPP
61C(04)	Federal Government disability	I53EFG
61C(05)	Military retirement disability	I53EMR
61C(06)	State or local government disability	I53ELG
61C(07)	Railroad Retirement disability	I52ARR
61C(08)	Accident or disability insurancy	I53FAE
61C(09)	Black Lung disability	I53DWC
61C(10)	State temporary sickness	I53DWC
61C(11)	Other disability payments	I53FAE
62C(1)	Comapny or union pension	I53EPP
62C(2)	Federal Government retirement	I53EFG
62C(3)	Military retirement	I53EMR
62C(4)	State or local government pension	I53ELG
62C(5)	Railroad Retirement	I52ARR
62C(6)	Annuities or paid up life insurance	I53EPP
62C(7)	Other retirement (inc. IRA or KEOUGH)	I53EPP
63B	Interest	I53BINT
64B	Dividends	I53CDIV
65B	Rent	I53CRENT
65B	Estates and trusts	I53CEST
66D(a)	GI Bill or VEAP	I53DVP
66D(b)	Pell Grant or BEOG	I53FAE
66D(c)	Other government educational assistance	I53FAE
66D(d)	SchoTarship or grant from school	I53FAE
66D(e)	Other educational assistance	I53FAE
68B	AFDC	I53AADC
68B	Other public assistance	I53AOTH
69B	Veteran's Administration payments	I53DVP
70B	Child support	I53FAL
71B	Alimony	I53FAL
72B	Financial assistance from outside household	I53FREG

035

HOW TO USE THE DATA DICTIONARY

This computer-generated report documents the data contents and the record layout of the file. Below is a brief description of the information provided for each data item.

The first line of each data item description gives the name, size/scale, begin position, data type, and the variable label. Following those items, on subsequent lines, are any applicable notes and value codes. Each of these items is defined below.

1. Name. This is an arbitrarily assigned 8 character identifier. It may be a mnemonic such as "STATE" or "EDNUMBER", or sequential identifier such as "TAB1", "TAB2", etc.
2. Size/Scale. The size of a data item is given in characters. Scale factors, implied decimals, or multipliers are identified in the notes following the label, and in the footnotes.
3. Begin. This is the location in the data record of the first character of the data item.
4. Data Type. The data type indicates whether the data item is alphanumeric (A) or numeric (N).
5. Description. (This is not titled in the Data Dictionary.)

Label. This is a single 40 character line or a set of 40 character lines which describes the data item.

Notes and Value Codes. This section provides any relevant notes or footnote references. In addition, any value codes necessary for the data item are listed and labeled here.

00001*
00002*
00003*
00004*
00005*
00006*
00007*
00008*
00009*
00010*
00011*
00012*
00013*
00014*
00015*
00016*
00017*
00018*
00019*
00020*
00021*
00022*
00023*
00024*
00025*
00026*
00027*
00028*
00029*
00030*
00031*
00032*
00033*
00034*
00035*
00036*
00037*
00038*
00039*
00040*
00041*
00042*
00043*
00044*
00045*
00046*
00047*
00048*
00049*
00050*
00051*
00052*
00053*
00054*
00055*

THE FOLLOWING CLUSTER DEFINES THE MARCH SUPPLEMENT HOUSEHOLD
NOTE: ALL RANGES SHOWN AS N REPRESENT THE LARGEST INTEGRAL VALUE POSSIBLE FOR THE FIELD SIZE, I.E., FOR A 3 DIGIT FIELD N=999
ALL FIELDS (EXCLUDING PADDING) ARE ZERO FILLED
NIU = NOT IN UNIVERSE
MIS = MONTH IN SAMPLE
HH = HOUSEHOLD
ALL ITEM NUMBERS REFER TO THE CPS MARCH QUESTIONNAIRE
ALL ITEM NAMES THAT BEGIN WITH B- ARE FROM BASIC CPS AND ARE FULLY EDITED
ALL ITEM NAMES THAT BEGIN WITH BA- ARE ALLOCATION FLAGS FOR BASIC CPS ITEMS
ALL ITEM NAMES THAT BEGIN WITH - ARE FROM BASIC CPS AND ARE EDITED FOR A LIMITED UNIVERSE
ALL ITEM NAMES THAT BEGIN WITH R- ARE RECODES
THE FILE WILL BE ORDERED AS FOLLOWS:
HOUSEHOLD RECORD FOLLOWED BY ONE OF THREE POSSIBLE STRUCTURES
A. IF THE HOUSEHOLD IS NOT A GROUP QUARTERS AND IT CONTAINS A FAMILY
1. THE FAMILY RECORD FOLLOWED BY PERSONS RECORDS FOR MEMBERS OF THE FAMILY WHO ARE NOT ALSO MEMBERS OF A RELATED SUBFAMILY.
2. THESE RECORDS MAY BE FOLLOWED BY ONE OR MORE RELATED SUBFAMILY RECORDS, EACH RELATED SUBFAMILY RECORD BEING IMMEDIATELY FOLLOWED BY PERSONS RECORDS FOR THE MEMBERS OF THAT RELATED SUBFAMILY.
3. THESE RECORDS MAY BE FOLLOWED BY ONE OR MORE UNRELATED FAMILY RECORDS, EACH UNRELATED FAMILY RECORD BEING IMMEDIATELY FOLLOWED BY PERSONS RECORDS FOR THE MEMBERS OF THAT UNRELATED FAMILY.
4. THESE MAY BE FOLLOWED BY ONE OR MORE UNRELATED INDIVIDUAL FAMILY RECORDS EACH TO BE FOLLOWED BY THE PERSON RECORD FOR THE UNRELATED INDIVIDUAL IT REPRESENTS.
B. IF THE HOUSEHOLD IS NOT A GROUP QUARTERS AND IT CONTAINS A NONFAMILY HOUSEHOLDER:
1. THE FAMILY RECORD FOR THE NONFAMILY HOUSEHOLDER IMMEDIATELY FOLLOWED BY THE PERSON RECORD FOR THAT NONFAMILY HOUSEHOLDER.
2. THESE RECORDS MAY BE FOLLOWED BY ONE OR MORE UNRELATED FAMILY RECORDS, EACH UNRELATED FAMILY RECORD BEING IMMEDIATELY FOLLOWED BY THE PERSONS RECORD FOR MEMBERS OF THAT UNRELATED FAMILY.
3. THESE RECORDS MAY BE FOLLOWED BY ONE OR MORE FAMILY RECORDS FOR UNRELATED INDIVIDUALS EACH FAMILY RECORD BEING IMMEDIATELY FOLLOWED BY THE PERSON RECORD FOR THAT UNRELATED INDIVIDUAL.
C. IF THE HOUSEHOLD IS ACTUALLY A GROUP QUARTERS:
FAMILY RECORDS FOR EACH OF THE UNRELATED INDIVIDUALS, EACH FAMILY RECORD BEING IMMEDIATELY FOLLOWED BY A PERSON RECORD FOR THAT INDIVIDUAL.

00056*CLUSTER MARCHAPRIL.

00057* RECORD HH. (480) HOUSEHOLD RECORD
00058*

37

037

COUNT	ITEM NAME	POSITION	LENGTH	VALID RANGE(MIN,MAX) & DESCRIPTION	DATE 011688	PAGE 2
00059*	HH-RECTYP.	331	1	(1,1)		
00060*					1 = HOUSEHOLD RECORD	
00061*					2 = FAMILY RECORD (SEE FF-RECTYP)	
00062*					3 = PERSON RECORD (SEE PP-RECTYP)	
00063*	HH-SEQ-NUM.	1	6	(1,N)		
00064*					HOUSEHOLD SEQUENCE NUMBER - UNIQUE ID FOR THIS HOUSEHOLD	
00065*					THE SAME ID NUMBER WILL APPEAR IN EACH PERSONS RECORD IN	
00066*					THIS HOUSEHOLD IN THE PP-SEQ-NUM. FIELD.	
00067*					THE SAME ID NUMBER WILL APPEAR IN EACH FAMILY RECORD IN	
00068*					THIS HOUSEHOLD IN THE FF-SEQ-NUM. FIELD.	
00069*	HH-POS.	7	2	(0,N)		
00070*					TRAILER PORTION OF UNIQUE HOUSEHOLD ID. 00 FOR HH RECORD.	
00071*					SAME FUNCTION IN PERSONS RECORD IS FIELD PP-POS (01-39)	
00072*					SAME FUNCTION IN FAMILY RECORD IS FF-POS (41-79)	
00073*	NUM-PERS.	9	2	(00,39)		
00074*					NUMBER OF PERSONS IN THIS HOUSEHOLD	
00075*	NUM-FAM.	11	2	(00,39)		
00076*					NUMBER OF FAMILIES IN THIS HOUSEHOLD	
00077*	HH-TYPE.	13	1	(1,4)		
00078*					1 = INTERVIEW HOUSEHOLD, WITH HHLDR	
00079*					2 = GROUP QUARTERS (COLLECTIVE HH) ALL SECONDARY INDIVIDUALS	
00080*					3 = NONINTERVIEW TYPE A	
00081*					4 = NONINTERVIEW TYPE B/C	
00082*	PPIND-INDX.	14	2	(00,39)		
00083*					INDEX OF PRINCIPAL PERSON	
00084*					00 = NIU (NOT IN UNIVERSE)	
00085*					01-39 = INDEX OF PRINCIPAL PERSON	
00086*	ITEM9.	16	1	(1,8)		
00087*					1 = HOUSEHOLD 1	ITEM 9
00088*					...	HOUSEHOLD NUMBER
00089*					8 = HOUSEHOLD 8	(EDITED)
00090*	MIS.	17	1	(1,8)		
00091*					MONTH-IN-SAMPLE CODE	
00092*					GENERATED FROM MONTH AND ROTATION	
00093*	HH-IDENT-NUM.	18	12	(1,N)		
00094*					HOUSEHOLD IDENTIFICATION NUMBER	
00095*	B-ITEN14-RC.	30	1	(0,3)		
00096*					RACE OF HHLDR (NONINTERVIEW)	
00097*					0 = NOT IN UNIVERSE	ITEM 14
00098*					1 = WHITE	RACE OF HHLDR
00099*					2 = BLACK	(EDITED)
00100*					3 = OTHER	TYPE A

00101*B-ITEM15-REA. 31 2 (00,19)
 00102* .
 00103* .
 00104* .
 00105* .
 00106* .
 00107* .
 00108* .
 00109* .
 00110* .
 00111* .
 00112* .
 00113* .
 00114* .
 00115* .
 00116* .
 00117* .
 00118* .
 00119* .
 00120* .
 00121* .
 00122* .

NONINTERVIEW
 00 = NIU REASON FOR TYPE B/C
 01 = VACANT - REGULAR (EDITED) TYPE B
 02 = VACANT - STORAGE FOR HH FURNITURE. TYPE B
 03 = TEMPORARILY OCCUPIED BY PERSONS WITH URE TYPE B
 04 = UNFIT OR TO BE DEMOLISHED TYPE B
 05 = UNDER CONSTRUCTION, NOT READY TYPE B
 06 = CONVERTED TO TEMPORARY BUSINESS OR STORAGE TYPE B
 07 = OCCUPIED BY AF MEMBERS OR PERSONS UNDER 14 TYPE B
 08 = UNOCCUPIED TENT OR TRAILER SITE TYPE B
 09 = PERMIT GRANTED, CONSTRUCTION NOT STARTED TYPE B
 10 = OTHER TYPE B
 11 = DEMOLISHED TYPE C
 12 = HOUSE OR TRAILER MOVED TYPE C
 13 = OUTSIDE SEGMENT TYPE C
 14 = CONVERTED TO PERMANENT BUSINESS OR STORAGE TYPE C
 15 = MERGED TYPE C
 16 = CONDEMNED TYPE C
 17 = BUILT AFTER APRIL 1,1980 TYPE C
 18 = UNUSED LINE OF LISTING SHEET TYPE C
 19 = OTHER TYPE C

00123*B-NI-WGT. 33 1 (0,N)
 00124* .
 00125* .
 00126* .

0 = NIU WEIGHT FOR NON-INTERVIEW RECORDS
 1 = REGULAR TYPE A,B, OR C NON-INTERVIEW
 2-4 = SUBSAMPLE TYPE A,B, OR C NON-INTERVIEW

00127*-NUM-HU. 34 1 (0,5)
 00128* .
 00129* .
 00130* .
 00131* .
 00132* .
 00133* .
 00134* .
 00135* .
 00136* .

0 = NC
 1 = 1
 2 = 2
 3 = 3-4
 4 = 5-9
 5 = 10+

CHARACTER POSITION 35 - 36 ARE PADDING

00137*REGION. 37 1 (1,4)
 00138* .
 00139* .
 00140* .
 00141* .

1 = NORTHEAST REGION OF RESIDENCE
 2 = MIDWEST
 3 = SOUTH
 4 = WEST

00142*DIVISION. 38 1 (1,9)
 00143* .
 00144* .
 00145* .
 00146* .
 00147* .
 00148* .
 00149* .
 00150* .
 00151* .

1 = NEW ENGLAND DIVISION OF RESIDENCE
 2 = MIDDLE ATLANTIC
 3 = EAST NORTH CENTRAL
 4 = WEST NORTH CENTRAL
 5 = SOUTH ATLANTIC
 6 = EAST SOUTH CENTRAL
 7 = WEST SOUTH CENTRAL
 8 = MOUNTAIN
 9 = PACIFIC

39

03

00152*MST-STATE. 39 2 (11,95)
 00153*
 00154*
 00155*
 00156*
 00157*
 00158*
 00159*
 00160*
 00161*
 00162*
 00163*
 00164*
 00165*
 00166*
 00167*
 00168*
 00169*
 00170*
 00171*
 00172*
 00173*
 00174*
 00175*
 00176*
 00177*
 00178*
 00179*
 00180*
 00181*
 00182*
 00183*
 00184*
 00185*
 00186*
 00187*
 00188*
 00189*
 00190*
 00191*
 00192*
 00193*
 00194*
 00195*
 00196*
 00197*
 00198*
 00199*
 00200*
 00201*
 00202*
 00203*

11 = MAINE STATE OF RESIDENCE
 12 = NEW HAMPSHIRE
 13 = VERMONT
 14 = MASSACHUSETTS
 15 = RHODE ISLAND
 16 = CONNECTICUT
 21 = NEW YORK
 22 = NEW JERSEY
 23 = PENNSYLVANIA
 31 = OHIO
 32 = INDIANA
 33 = ILLINOIS
 34 = MICHIGAN
 35 = WISCONSIN
 41 = MINNESOTA
 42 = IOWA
 43 = MISSOURI
 44 = NORTH DAKOTA
 45 = SOUTH DAKOTA
 46 = NEBRASKA
 47 = KANSAS
 51 = DELAWARE
 52 = MARYLAND
 53 = DISTRICT OF COLUMBIA
 54 = VIRGINIA
 55 = WEST VIRGINIA
 56 = NORTH CAROLINA
 57 = SOUTH CAROLINA
 58 = GEORGIA
 59 = FLORIDA
 61 = KENTUCKY
 62 = TENNESSEE
 63 = ALABAMA
 64 = MISSISSIPPI
 71 = ARKANSAS
 72 = LOUISIANA
 73 = OKLAHOMA
 74 = TEXAS
 81 = MONTANA
 82 = IDAHO
 83 = WYOMING
 84 = COLORADO
 85 = NEW MEXICO
 86 = ARIZONA
 87 = UTAH
 88 = NEVADA
 91 = WASHINGTON
 92 = OREGON
 93 = CALIFORNIA
 94 = ALASKA
 95 = HAWAII

40

040

COUNT	ITEM NAME	POSITION	LENGTH	VALID RANGE(MIN,MAX) & DESCRIPTION	DATE 011688	PAGE	5
00204*	MST-STRANK.	41	2	(01,51)			
00205*				01 = CALIFORNIA (CA)			
00206*				02 = NEW YORK (NY)			
00207*				03 = TEXAS (TX)			
00208*				04 = PENNSYLVANIA (PA)			
00209*				05 = ILLINOIS (IL)			
00210*				06 = OHIO (OH)			
00211*				07 = FLORIDA (FL)			
00212*				08 = MICHIGAN (MI)			
00213*				09 = NEW JERSEY (NJ)			
00214*				10 = NORTH CAROLINA (NC)			
00215*				11 = MASSACHUSETTS (MA)			
00216*				12 = INDIANA (IN)			
00217*				13 = GEORGIA (GA)			
00218*				14 = VIRGINIA (VA)			
00219*				15 = MISSOURI (MO)			
00220*				16 = WISCONSIN (WI)			
00221*				17 = TENNESSEE (TN)			
00222*				18 = MARYLAND (MD)			
00223*				19 = LOUISIANA (LA)			
00224*				20 = WASHINGTON (WA)			
00225*				21 = MINNESOTA (MN)			
00226*				22 = ALABAMA (AL)			
00227*				23 = KENTUCKY (KY)			
00228*				24 = SOUTH CAROLINA (SC)			
00229*				25 = CONNECTICUT (CT)			
00230*				26 = OKLAHOMA (OK)			
00231*				27 = IOWA (IA)			
00232*				28 = COLORADO (CO)			
00233*				29 = ARIZONA (AZ)			
00234*				30 = OREGON (OR)			
00235*				31 = MISSISSIPPI (MS)			
00236*				32 = KANSAS (KS)			
00237*				33 = ARKANSAS (AR)			
00238*				34 = WEST VIRGINIA (WV)			
00239*				35 = NEBRASKA (NE)			
00240*				36 = UTAH (UT)			
00241*				37 = NEW MEXICO (NM)			
00242*				38 = MAINE (ME)			
00243*				39 = HAWAII (HI)			
00244*				40 = RHODE ISLAND (RI)			
00245*				41 = IDAHO (ID)			
00246*				42 = NEW HAMPSHIRE (NH)			
00247*				43 = NEVADA (NV)			
00248*				44 = MONTANA (MT)			
00249*				45 = SOUTH DAKOTA (SD)			
00250*				46 = NORTH DAKOTA (ND)			
00251*				47 = DIST. OF COLUMBIA (DC)			
00252*				48 = DELAWARE (DE)			
00253*				49 = VERMONT (VT)			
00254*				50 = WYOMING (WY)			
00255*				51 = ALASKA (AK)			

COUNT	ITEM NAME	POSITION	LENGTH	VALID RANGE(MIN,MAX) & DESCRIPTION	DATE 011688	PAGE	6
00256*	SELECT-SNSA.	43	2	(00,99)			
00257*					METROPOLITAN STATISTICAL AREAS/PMSA		
00258*					00 = NOT LISTED BELOW		
00259*					01 = NEW YORK, NY		
00260*					02 = LOS ANGELES-LONG BEACH, CA		
00261*					03 = CHICAGO, IL		
00262*					04 = PHILADELPHIA, PA-NJ		
00263*					05 = DETROIT, MI		
00264*					06 = WASHINGTON, DC-MD-VA		
00265*					07 = HOUSTON, TX		
00266*					08 = BOSTON, MA		
00267*					09 = NASSAU-SUFFOLK, NY		
00268*					10 = ST. LOUIS, MO-IL		
00269*					11 = ATLANTA, GA		
00270*					12 = BALTIMORE, MD		
00271*					13 = MINNEAPOLIS-ST. PAUL, MN-WI		
00272*					14 = DALLAS, TX		
00273*					15 = PITTSBURGH, PA		
00274*					16 = ANAHEIM-SANTA ANA, CA		
00275*					17 = SAN DIEGO, CA		
00276*					18 = NEWARK, NJ		
00277*					19 = OAKLAND, CA		
00278*					20 = CLEVELAND, OH		
00279*					21 = TAMPA-ST. PETERSBURG-CLEARWATER, FL		
00280*					22 = RIVERSIDE-SAN BERNADINO, CA		
00281*					23 = PHOENIX, AZ		
00282*					24 = MIAMI-HIALEAH, FL		
00283*					25 = SEATTLE, WA		
00284*					26 = DENVER, CO		
00285*					27 = SAN FRANCISCO, CA		
00286*					28 = KANSAS CITY, MO-KS		
00287*					29 = CINCINNATI, OH-KY-IN		
00288*					30 = MILWAUKEE, WI		
00289*					31 = SAN JOSE, CA		
00290*					32 = NEW ORLEANS, LA		
00291*					33 = BERGEN-PASSAIC,NJ		
00292*					34 = COLUMBUS, OH		
00293*					35 = NORFOLK-VIRGINIA BEACH-NEWPORT NEWS, VA		
00294*					36 = SACRAMENTO, CA		
00295*					37 = INDIANAPOLIS, IN		
00296*					38 = SAN ANTONIO, TX		
00297*					39 = FORT WORTH-ARLINGTON, TX		
00298*					40 = PORTLAND, OR		
00299*					41 = FORT LAUDERDALE-HOLLYWOOD-POMPANO BEACH, FL		
00300*					42 = CHARLOTTE-GASTONIA-ROCKHILL,NC-SC		
00301*					43 = SALT LAKE CITY-OGDEN, UT		
00302*					44 = ROCHESTER, NY		
00303*					45 = BUFFALO, NY		
00304*					46 = LOUISVILLE, KY-IN		
00305*					47 = OKLAHOMA CITY, OK		
00306*					48 = MEMPHIS, TN-AR-MS		
00307*					49 = DAYTON-SPRINGFIELD, OH		
00308*					50 = MIDDLESEX-SOMERSET-HUNTERDON, NJ		
00309*					51 = MONMOUTH-OCEAN, NJ		
00310*					52 = BIRMINGHAM, AL		
00311*					53 = NASHVILLE, TN		
00312*					54 = GREENSBORO-WINSTON-SALEM-HIGH POINT, NC		
00313*					55 = ALBANY-SCHENECTADY-TROY, NY		
00314*					56 = ORLANDO, FL		

COUNT	ITEM NAME	POSITION	LENGTH	VALID RANGE(MIN,MAX) & DESCRIPTION	DATE 011688	PAGE	7
00315*				57 = HONOLULU, HI			
00316*				58 = RICHMOND-PETERSBURG, VA			
00317*				59 = JACKSONVILLE, FL			
00318*				60 = HARTFORD, CT			
00319*				61 = SCRANTON-WILKES-BARRE, PA			
00320*				62 = TULSA, OK			
00321*				63 = WEST PALM BEACH-BOCA RATON-DELRAY BEACH, FL			
00322*				64 = SYRACUSE, NY			
00323*				65 = AKRON, OH			
00324*				66 = ALLENTON-BETHLEHEM, PA-NJ			
00325*				67 = AUSTIN, TX			
00326*				68 = GARY-HAMMOND, IN			
00327*				69 = PROVIDENCE, RI			
00328*				70 = GRAND RAPIDS, MI			
00329*				71 = TOLEDO, OH			
00330*				72 = RALEIGH-DURHAM, NC			
00331*				73 = OMAHA, NE-IA			
00332*				74 = TUCSON, AZ			
00333*				75 = GREENVILLE-SPARTANBURG, SC			
00334*				76 = KNOXVILLE, TN			
00335*				77 = OXNARD-VENTURA, CA			
00336*				78 = HARRISBURG-LEBANON-CARLISLE, PA			
00337*				79 = FRESNO, CA			
00338*				80 = JERSEY CITY, NJ			
00339*				81 = WILMINGTON, DE-NJ-MD			
00340*				82 = BATON ROUGE, LA			
00341*				83 = LAS VEGAS, NV			
00342*				84 = EL PASO, TX			
00343*				85 = YOUNGSTOWN-WARREN, OH			
00344*				86 = SPRINGFIELD, MA			
00345*				87 = TACOMA, WA			
00346*				88 = NEW HAVEN-MERIDEN, CT			
00347*				89 = LITTLE ROCK-NORTH LITTLE ROCK, AR			
00348*				90 = CHARLESTON, SC			
00349*				91 = MOBILE, AL			
00350*				92 = BAKERSFIELD, CA			
00351*				93 = LAKE COUNTY, IL			
00352*				94 = ALBUQUERQUE, NM			
00353*				95 = JOHNSON CITY-KINGSPOUR-BRISTOL, TN-VA			
00354*				96 = BRIDGEPORT-MILFORD, CT			
00355*				97 = FLINT, MI			
00356*				98 = COLUMBIA, SC			
00357*				99 = ALL SMALLER SMSA'S			
00358*	SMSA-FIPS.	45	4	(0000,9340)			
00359*				F FOUR DIGIT PMSA CODE			
00360*				0000 = NOT IDENTIFIABLE			
00361*	MST-SMSA-REC.	49	1	(1,3)			
00362*				MODIFIED METROPOLITAN STATISTICAL AREA STATUS CODE			
00363*				1 = MSA MSA RESIDENCE			
00364*				2 = NON MSA			
00365*				3 = NOT IDENTIFIABLE			
00366*	CCC-SMSA.	50	1	(1,4)			
00367*				CENTRAL CITY METROPOLITAN STATISTICAL AREA STATUS CODE			
00368*				1 = CENTRAL CITY RESIDENCE			
00369*				2 = BALANCE OF MSA			
00370*				3 = NON MSA			
00371*				4 = NOT IDENTIFIABLE			

43

043

COUNT	ITEM NAME	POSITION	LENGTH	VALID RANGE(MIN,MAX) & DESCRIPTION	DATE	PAGE
00424*	TENURE.	60	1	(1,3)		
00425*				TENURE OF HOUSEHOLD (ITEM 60)		
00426*				1 = OWNED OR BEING BOUGHT		
00427*				2 = RENTED		
00428*				3 = NO CASH RENT		
00429*	PUBLIC.	61	1	(0,2)		
00430*				PUBLIC HOUSING PROJECT (ITEM 61)		
00431*				0 = NIU (TENURE NOT EQUAL TO YES)		
00432*				1 = YES		
00433*				2 = NO		
00434*	LOWER-RENT.	62	1	(0,2)		
00435*				RENT SUBSIDY (ITEM 62)		
00436*				0 = NIU (PUBLIC NOT EQUAL TO YES)		
00437*				1 = YES		
00438*				2 = NO		
00439*	TENURE-ALLO.	63	1	(0,1)		
00440*				0 = NO ALLOCATION		
00441*				1 = ALLOCATED ONE OR MORE FIELDS TENURE, PUBLIC, LOWER-RENT		
00442*						
00443*				CHARACTER POSITIONS 64 - 68 ARE PADDING		
00444*						
00445*	HH-STATUS.	69	1	(0,3)		
00446*				HOUSEHOLD STATUS		
00447*				0 = NIU (GROUP QUARTERS)		
00448*				1 = FAMILY		
00449*				2 = PRIMARY INDIVIDUAL LIVING ALONE		
00450*				3 = PRIMARY INDIVIDUAL LIVING WITH NONRELATIVES		
00451*	HH-UNDER18.	70	2	(00,39)		
00452*				NUMBER OF PERSONS IN HOUSEHOLD UNDER AGE 18		
00453*				00 = NONE		
00454*				01-39 = NUMBER PERSONS UNDER 18		
00455*	HH-INC-TOT.	72	9	(-N,N)		
00456*				TOTAL HOUSEHOLD INCOME		
00457*				0 = NONE		
00458*				NEGATIVE AMT = INCOME (LOSS)		
00459*				POSITIVE AMT = INCOME		
00460*	HH-REC-REL.	81	1	(0,3)		
00461*				RELATIONSHIP TO HOUSEHOLDER RECODE		
00462*				0 = NIU (GROUP QUARTERS)		
00463*				1 = ALL MEMBERS RELATED TO HHLDR		
00464*				2 = NO MEMBERS RELATED TO HHLDR		
00465*				3 = SOME MEMBERS RELATED TO HHLDR		
00466*	HH-NUM-NONRL.	82	1	(0,4)		
00467*				NUMBER OF PERSONS IN HOUSEHOLD NOT RELATED TO THE HOUSEHOLDER		
00468*				0 = NONE/ NIU (GROUP QUARTERS)		
00469*						
00470*				4 = 4+ PERSONS		

45

045

COUNT	ITEM NAME	POSITION	LENGTH	VALID RANGE(MIN,MAX) & DESCRIPTION	DATE 011688	PAGE 10
00471*	HH-NUM-CPLES.	83	1	(0,2)		
00472*					NUMBER OF MARRIED COUPLES IN HOUSEHOLD EXCLUDING HOUSEHOLDER	
00473*					REFERENCE PERSON AND HIS WIFE	
00474*					0 = NONE	
00475*					1 = 1	
00476*					2 = 2+ COUPLES	
00477*	HH-TOP-5PCT.	84	1	(0,2)		
00478*					HOUSEHOLD INCOME PERCENTILE	
00479*					NATIONAL HOUSEHOLD INCOME RANKING	
00480*					0 = NIU (GROUP QUARTERS)	
00481*					1 = NOT IN TOP 5 PCT	
00482*					2 = IN TOP 5 PCT	
00483*	HH-PCT-CUT.	85	2	(00,20)		
00484*					HOUSEHOLD INCOME PERCENTILE	
00485*					NATIONAL HOUSEHOLD INCOME RANKING	
00486*					00 = NIU (GROUP QUARTERS)	
00487*					01 = LOWEST 5 PER CENT	
00488*					02 = SECOND 5 PER CENT	
00489*						
00490*					20 = TOP 5 PER CENT	
00491*	R-HHINCM.	87	2	(01,23)		
00492*					DETAILED HOUSEHOLD INCOME RECODE	
00493*					01 = NONE	
00494*					02 = LOSS	
00495*					3 \$1 TO 2499	
00496*					4 \$2500 TO 4999	
00497*					5 \$5000 TO 7499	
00498*					6 \$7500 TO 9999	
00499*					7 \$10000 TO 12499	
00500*					8 \$12500 TO 14999	
00501*					9 \$15000 TO 17499	
00502*					10 \$17500 TO 19999	
00503*					11 \$20000 TO 22499	
00504*					12 \$22500 TO 24999	
00505*					13 \$25000 TO 27499	
00506*					14 \$27500 TO 29999	
00507*					15 \$30000 TO 32499	
00508*					16 \$32500 TO 34999	
00509*					17 \$35000 TO 37499	
00510*					18 \$37500 TO 39999	
00511*					19 \$40000 TO 44999	
00512*					20 \$45000 TO 49999	
00513*					21 \$50000 TO 59999	
00514*					22 \$60000 TO 74999	
00515*					23 \$75000 AND OVER	
00516*	H-MEMB-5-18.	103	1	(0,9)		
00517*					ALL HOUSEHOLDS	
00518*					0 = NO MEMBERS, NEVER MARRIED, OTHER THAN HHLDR	
00519*					1 - 9 = NUMBER OF MEMBERS, NEVER MARRIED, OTHER THAN HHLDR	
00520*	H-HOT-LUN.	104	1	(0,2)		
00521*					H-MEMBER-5-18 = 1-9	
00522*					0 = NIU OR NONE DID CHILDREN RECEIVING HOT LUNCH?	
00523*					1 = CHILDREN EAT COMPLETE LUNCH AT SCHOOL	
00524*					2 = NO CHILDREN EAT COMPLETE LUNCH AT SCHOOL	

46

COUNT	ITEM NAME	POSITION	LENGTH	VALID RANGE(MIN,MAX) & DESCRIPTION	DATE 011688	PAGE 11
00525*	H-NUM-HOT.	105	1	(0,9)		
00526*						
00527*						
00528*						
00529*	H-FREE-LUN.	106	1	(0,2)		
00530*						
00531*						
00532*						
00533*						
00534*						
00535*	H-NUM-FREE.	107	1	(0,9)		
00536*						
00537*						
00538*						
00539*	H-FOOD-SP.	108	1	(0,2)		
00540*						
00541*						
00542*						
00543*						
00544*	H-NUM-FS.	109	1	(0,9)		
00545*						
00546*						
00547*						
00548*						
00549*	H-NUM-MO.	110	2	(0,12)		
00550*						
00551*						
00552*						
00553*	H-VALUE-FS.	112	4	(0,5999)		
00554*						
00555*						
00556*						
00557*	H-FS-AL-FLAG.	116	1	(0,3)		
00558*						
00559*						
00560*						
00561*						
00562*						
00563*						
00564*	H-ENRGY-AST.	117	1	(0,2)		
00565*						
00566*						
00567*						
00568*						
00569*						

0 = NIU OR NONE H-HOT-LUN = 1
 1-9 = NUMBER OF CHILDREN WHO EAT COMPLETE LUNCH AT SCHOOL
 NUMBER OF CHILDREN RECEIVING HOT LUNCH

0 = NIU OR NONE H-MEMB-5-18 = 1-9 AND
 1 = CHILDREN RECEIVE FREE OR REDUCED PRICE LUNCH H-HOT-LUN = 1
 2 = NO CHILDREN RECEIVE FREE OR REDUCED PRICE LUNCH DID CHILDREN RECEIVE FREE LUNCH?

0 = NIU OR NONE H-HOT-LUN = 1
 1-9 = NO. OF CHILDREN WITH FREE OR REDUCED PRICE LUNCH
 NUMBER OF CHILDREN RECEIVING FREE LUNCH

0 = NIU ALL HOUSEHOLDS
 1 = YES (THIS HOUSEHOLD RECEIVED FOOD STAMPS) ANYONE RECEIVE FOOD STAMPS?
 2 = NO (THIS HOUSEHOLD DID NOT RECEIVE FOOD STAMPS)

0 = NIU OR NONE H-FOOD-SP = 1
 1-9 = NUMBER OF PERSONS IN HOUSEHOLD COVERED BY FOOD STAMPS
 (9 MEANS 9 OR MORE)
 NUMBER OF PEOPLE RECEIVING FOOD STAMPS

0 = NIU OR NONE H-FOOD-SP = 1
 1-12 = NUMBER OF MONTHS FOOD STAMPS RECEIVED
 NUMBER OF MONTHS RECEIVING FOOD STAMPS

0 = NIU OR NONE H-FOOD-SP = 1
 1-5999 = TOTAL VALUE OF FOOD STAMPS RECEIVED
 VALUE OF FOOD STAMPS

0 = NIU OR NO ALLOCATION ALL HOUSEHOLDS
 1 = INCOME AMOUNT ALLOCATED FOOD STAMPS ALLOCATION FLAG
 2 = RECIPIENCY TYPE ALLOCATED
 3 = INCOME AND RECIPIENCY TYPE ALLOCATED

0 = NIU OR NONE ALL HOUSEHOLDS
 1 = YES (THIS HOUSEHOLD RECEIVED ENERGY ASSISTANCE) ANY ENERGY ASSISTANCE RECEIVED
 2 = NO (THIS HOUSEHOLD DID NOT RECEIVE ENERGY ASSISTANCE)

00570*	H-ENRGY-HEAT.	118	1	(0,2)	
00571*					
00572*					0 = NIU
00573*					1 = YES
00574*					2 = NO
00575*					
00576*	H-ENRGY-VAL.	121	4	(0,1999)	
00577*					
00578*					0 = NIU OR NONE
00579*					1-1999 = TOTAL VALUE OF ENERGY ASSISTANCE RECEIVED
00580*					
00581*	H-ENRGY-FL.	125	1	(0,8)	
00582*					
00583*					
00584*					0 = NIU
00585*					1 = GAS - FROM UNDERGROUND PIPES
00586*					2 = GAS - BOTTLED, TANK OR LP
00587*					3 = ELECTRICITY
00588*					4 = FUEL OIL, KEROSENE, ETC.
00589*					5 = COAL OR COKE
00590*					6 = WOOD
00591*					7 = OTHER
00592*					8 = NO FUEL USED
00593*					
00594*	-PHONE-HHLD.	126	1	(0,2)	
00595*					0 = NOT CODED
00596*					1 = YES
00597*					2 = NO
00598*	-PHONE-AVAIL.	127	1	(0,2)	
00599*					0 = NIU OR NOT CODED
00600*					1 = YES
00601*					2 = NO
00602*	H-FLAG-AST.	128	1	(0,1)	
00603*					0 = NO ALLOCATION
00604*					1 = THE CORRESPONDING ENERGY FIELD WAS ALLOCATED
00605*					
00606*	H-FLAG-HEAT.	129	1	(0,1)	
00607*					0 = NO ALLOCATION
00608*					1 = THE CORRESPONDING ENERGY FIELD WAS ALLOCATED
00609*					
00610*	H-FLAG-VAL.	132	1	(0,1)	
00611*					0 = NO ALLOCATION
00612*					1 = THE CORRESPONDING ENERGY FIELD WAS ALLOCATED
00613*					
00614*	H-FLAG-FL.	133	1	(0,1)	
00615*					0 = NO ALLOCATION
00616*					1 = THE CORRESPONDING ENERGY FIELD WAS ALLOCATED
00617*					
00618*					

ALL HOUSEHOLDS
UNABLE TO PAY FUEL BILL

ALL HOUSEHOLDS
VALUE OF ENERGY ASSISTANCE
TOTAL VALUE OF ENERGY ASSISTANCE RECEIVED

HOUSEHOLDS WITH INCOME LESS
THAN \$30,000
TYPE OF FUEL USED TO HEAT

TELEPHONE IN HOUSEHOLD

TELEPHONE AVAILABLE
(NO IN -PHONE-HHOLD.)

COUNT	ITEM NAME	POSITION	LENGTH	VALID RANGE(MIN,MAX) & DESCRIPTION
00619*	HH-SUPP-WGT.	196	11	(0,34000000000)
00620*				HOUSEHOLDER MARCH SUPPLEMENT
00621*				(2 IMPLIED DECIMALS) WEIGHT
00622*				CHARACTER POSITIONS 207 - 330 ARE PADDING
00623*				CHARACTER POSITION 331. SEE HH-RECTYP
00624*				CHARACTER POSITIONS 332-342 ARE PADDING
00625*				
00626*				
00627*				
00628*				

49

049

COUNT	ITEM NAME	POSITION	LENGTH	VALID RANGE(MIN,MAX) & DESCRIPTION	DATE 011688	PAGE 14
00629*	RECORD	FF.		(480,39)		
00630*				CONTROLLED-BY NUM-FAM.	CHANGED BY RAID-CROSS	
00631*				.		
00632*				.		
00633*				FAMILY RECORD --- ALL DERIVED DATA		
00634*				.		
00635*FF-RECTYP.		331	1	(2,2)		
00636*				.	1 = HOUSEHOLD RECORD (SEE HH-RECTYP)	
00637*				.	2 = FAMILY RECORD	
00638*				.	3 = PERSON RECORD (SEE PP-RECTYP)	
00639*				.		
00640*FF-SEQ-NUM.		1	6	(1,N)		
00641*				.	UNIQUE HOUSEHOLD IDENTIFIER (SEE-HH-SEQ-NUM.)	
00642*FF-POS.		7	2	(41,79)		
00643*				.	FAMILY SEQUENCE NUMBER WITHIN HOUSEHOLD	
00644*F-KIND.		9	1	(1,5)		
00645*				.	1 = FAMILY KIND OF FAMILY	
00646*				.	2 = UNRELATED SUB FAMILY	
00647*				.	3 = UNRELATED FAMILY	
00648*				.	NOTE: THE FOLLOWING ARE NOT TRUE FAMILIES	
00649*				.	DUMMY FAMILY RECORDS ARE GENERATED FOR THEM	
00650*				.	FOR CONVENIENCE IN TALLYING	
00651*				.	4 = NONFAMILY HOUSEHOLDER	
00652*				.	5 = UNRELATED INDIVIDUALS	
00653*F-TYPE.		10	1	(1,3)		
00654*				.	1 = HUSBAND-WIFE FAMILY TYPE OF FAMILY	
00655*				.	2 = OTHER MALE HHLDR	
00656*				.	3 = OTHER FEMALE HHLDR	
00657*F-PERSONS.		11	2	(01,39)		
00658*				.	NUMBER OF PERSONS IN FAMILY	
00659*F-HEAD-INDEX.		13	2	(01,39)		
00660*				.	INDEX IN PERSONS RECORD OF HHLDR OR REFERENCE PERSON	
00661*				.	(SEE PP-POS 2:1)	
00662*F-SPOUSE-IND.		15	2	(00,39)		
00663*				.	INDEX IN PERSONS RECORD OF FAMILY SPOUSE	
00664*				.	(SEE PP-POS 2:1)	
00665*				.	00 = NO SPOUSE	
00666*				.	01 = ILLEGAL	
00667*				.	02-39 = INDEX	
00668*F-LAST-INDEX.		17	2	(01,39)		
00669*				.	INDEX IN PERSONS RECORD OF LAST MEMBER OF FAMILY	
00670*				.	(SEE PP-POS 2:1)	
00671*				.	ALL PERSONS FROM F-HEAD-INDEX THRU F-LAST-INDEX ARE MEMBERS	
00672*				.	OF THIS FAMILY.	
00673*F-SPAN-HEAD.		19	1	(1,2)		
00674*				.	HHLDR OF SPANISH ORIGIN ?	
00675*				.	1 = YES	
00676*				.	2 = NO	

00677*	F-INC-WS.	20	8	(00000000,N)	
00678*					FAMILY INCOME - WAGES AND SALARIES
00679*					DOLLAR AMOUNT
00680*	F-INC-SE.	28	7	(-150000,0500000)	
00681*					FAMILY INCOME - SELF EMPLOYMENT INCOME
00682*					0000000 = NONE
00683*					NEGATIVE AMT = INCOME (LOSS)
00684*					POSITIVE AMT = INCOME
00685*	F-INC-FR.	35	7	(-150000,0500000)	
00686*					FAMILY INCOME - FARM INCOME
00687*					0000000 = NONE
00688*					NEGATIVE AMT = INCOME (LOSS)
00689*					POSITIVE AMT = INCOME
00690*	F-INC-US.	42	8	(00000000,N)	
00691*					FAMILY INCOME - MONEY RECEIVED FROM US GOVT
00692*					INCLUDES SOCIAL SECURITY AND RAILROAD RETIREMENT
00693*					DOLLAR AMOUNT
00694*	F-INC-SP.	50	8	(00000000,N)	
00695*					FAMILY INCOME - SUPPLEMENTAL SECURITY INCOME
00696*					INCLUDES MONEY RECEIVED FROM US AND STATE AND LOCAL GOVTS.
00697*					DOLLAR AMOUNT
00698*	F-INC-PA.	58	8	(00000000,N)	
00699*					FAMILY INCOME - PUBLIC ASSISTANCE AND WELFARE
00700*					INCLUDES AID TO FAMILIES WITH DEPENDENT CHILDREN (ADC)
00701*					AND OTHER ASSISTANCE
00702*					DOLLAR AMOUNT
00703*	F-INC-INT.	66	8	(00000000,N)	
00704*					FAMILY INCOME - INTEREST
00705*					DOLLAR AMOUNT
00706*	F-INC-DIV.	74	7	(-150000,0500000)	
00707*					FAMILY INCOME - DIVIDENDS, ETC.
00708*					INCLUDES DIVIDENDS
00709*					NET RENTAL INCOME OR ROYALTIES
00710*					ESTATES OR TRUSTS
00711*					0000000 = NONE
00712*					NEGATIVE AMT = INCOME (LOSS)
00713*					POSITIVE AMT = INCOME
00714*	F-INC-VP.	81	8	(00000000,N)	
00715*					FAMILY INCOME - VETERANS PAYMENTS ETC.
00716*					INCLUDES VETERANS PAYMENTS
00717*					UNEMPLOYMENT COMPENSATION
00718*					WORKMENS COMPENSATION
00719*					DOLLAR AMOUNT
00720*	F-INC-RET.	89	8	(00000000,N)	
00721*					FAMILY INCOME - RETIREMENT
00722*					INCLUDES PRIVATE PENSIONS AND ANNUITIES
00723*					MILITARY RETIREMENT
00724*					FEDERAL GOVT EMPLOYEE PENSIONS
00725*					STATE OR LOCAL GOVT EMPLOYEE PENSIONS
00726*					DOLLAR AMOUNT

00727*	F-INC-CS.	97	8	(00000000,N)	
00728*					FAMILY INCOME - CHILD SUPPORT, ETC.
00729*					INCLUDES ALIMONY AND CHILD SUPPORT
00730*					OTHER REGULAR CONTRIBUTIONS FROM PERSONS NOT IN THE HOUSEHOLD
00731*					ANYTHING ELSE
00732*					DOLLAR AMOUNT
00733*	F-INC-TOT.	105	9	(-N,N)	
00734*					TOTAL FAMILY INCOME
00735*					000000000 = NONE
00736*					NEGATIVE AMT = INCOME (LOSS)
00737*					POSITIVE AMT = INCOME
00738*	F-INC-EARN.	114	9	(-N,N)	
00739*					TOTAL FAMILY EARNINGS
00740*					000000000 = NONE
00741*					NEGATIVE AMT = INCOME (LOSS)
00742*					POSITIVE AMT = INCOME
00743*	F-INC-OTH.	123	9	(-N,N)	
00744*					TOTAL OTHER THAN EARNINGS FAMILY INCOME
00745*					000000000 = NONE
00746*					NEGATIVE AMT = INCOME (LOSS)
00747*					POSITIVE AMT = INCOME
00748*					
00749*					
00750*					
00751*					
00752*					FLAG-FINC-WS THRU FLAG-FINC-OTH ARE FLAGS INDICATING INCOME SUPPRESSION
00753*					0 = NOT SUPPRESSED
00754*					1 = SUPPRESSED VALUE
00755*					VARIOUS INCOME FIELDS HAVE BEEN TOP-CODED TO PREVENT
00756*					DISCLOSURE. (SEE ABOVE TYPES OF FAMILY INCOME.)
00757*					
00758*	FLAG-FINC-WS.	132	1	(0,1)	
00759*	FLAG-FINC-SE.	133	1	(0,1)	
00760*	FLAG-FINC-FR.	134	1	(0,1)	
00761*	FLAG-FINC-US.	135	1	(0,1)	
00762*	FLAG-FINC-SP.	136	1	(0,1)	
00763*	FLAG-FINC-PA.	137	1	(0,1)	
00764*	FLAG-FINC-IN.	138	1	(0,1)	
00765*	FLAG-FINC-DI.	139	1	(0,1)	
00766*	FLAG-FINC-VP.	140	1	(0,1)	
00767*	FLAG-FINC-RE.	141	1	(0,1)	
00768*	FLAG-FINC-CS.	142	1	(0,1)	
00769*	FLAG-FINC-TO.	143	1	(0,1)	

52

05

53

COUNT	ITEM NAME	POSITION	LENGTH	VALID RANGE(MIN,MAX) & DESCRIPTION
00770*	FLAG-FINC-EA.	144	1	(0,1)
00771*	FLAG-FINC-OT.	145	1	(0,1)
00772*	F-RECODE-1.	146	1	(1,9)
00773*				DESCRIPTION OF FAMILY
00774*				1 = FAMILY CONTAINING NO RELATED SUBFAMILIES
00775*				2 = FAMILY CONTAINING ONE OR MORE RELATED SUBFAMILIES
00776*				3 = UNRELATED FAMILY
00777*				4 = RELATED SUBFAMILY
00778*				NOTE:THE FOLLOWING ARE NOT REALLY FAMILIES BUT FOR
00779*				CONVENIENCE IN TALLYING THEY HAVE A PSEUDO-FAMILY
00780*				RECORD GENERATED FOR THEM
00781*				5 = NONFAMILY HOUSEHOLDER
00782*				6 = UNRELATED INDIVIDUAL, 15+, IN A HOUSEHOLD
00783*				7 = UNRELATED INDIVIDUAL, 15+, IN A GROUP QUARTERS
00784*				8 = UNRELATED INDIVIDUAL, UNDER 15, IN A HOUSEHOLD
00785*				9 = UNRELATED INDIVIDUAL, UNDER 15, IN A GROUP QUARTERS
00786*	F-RECODE-98.	147	1	(0,4)
00787*				PRESENCE OF RELATED CHILDREN BY AGE
00788*				0 = NIU (NONFAMILY HHLDR AND UNRELATED INDIVIDUAL)
00789*				SOME UNDER 6
00790*				1 = SOME UNDER 3
00791*				2 = ALL 3 TO 5
00792*				OTHER
00793*				3 = ALL 6 TO 17
00794*				4 = NONE UNDER 18
00795*	F-RECODE-5.	148	1	(0,7)
00796*				FAMILY MEMBERS 18 TO 64 YEARS OF AGE
00797*				0 = NONE
00798*				1 = 1 MEMBER
00799*				...
00800*				7 = 7 OR MORE MEMBERS
00801*	F-RECODE-6.	149	1	(0,5)
00802*				FAMILY MEMBERS 65 YEARS AND OVER
00803*				0 = NONE
00804*				1 = 1 MEMBER
00805*				...
00806*				5 = 5 OR MORE
00807*	F-RECODE-7.	150	1	(0,3)
00808*				OWN NEVER MARRIED CHILDREN UNDER 18 BY AGE
00809*				0 = NO OWN CHILDREN UNDER 18
00810*				1 = 1 OR MORE, ALL UNDER 6
00811*				2 = 1 OR MORE, SOME UNDER 6, SOME 6-17
00812*				3 = 1 OR MORE, ALL 6-17
00813*	F-RECODE-8.	151	1	(0,9)
00814*				OWN CHILDREN, ANY AGE, ANY MARITAL STATUS
00815*				0 = NONE
00816*				1 = 1
00817*				...
00818*				9 = 9 OR MORE

053

00819*	F-RECODE-9.	152	1	(0,9)	OWN CHILDREN UNDER 25, ANY MARITAL STATUS
00820*					0 = NONE
00821*					1 = 1
00822*					...
00823*					9 = 9 OR MORE
00824*					
00825*	F-RECODE-10.	153	1	(0,9)	OWN NEVER MARRIED CHILDREN UNDER 18
00826*					0 = NONE
00827*					1 = 1
00828*					...
00829*					9 = 9 OR MORE
00830*					
00831*	F-RECODE-11.	154	1	(0,9)	OWN NEVER MARRIED CHILDREN UNDER 15
00832*					0 = NONE
00833*					1 = 1
00834*					...
00835*					9 = 9 OR MORE
00836*					
00837*	F-RECODE-12.	155	1	(0,8)	OWN CHILDREN UNDER 12
00838*					0 = NONE
00839*					1 = 1
00840*					...
00841*					8 = 8 OR MORE
00842*					
00843*	F-RECODE-13.	156	1	(0,6)	OWN CHILDREN UNDER 9
00844*					0 = NONE
00845*					1 = 1
00846*					2 = 2
00847*					3 = 3
00848*					4 = 4
00849*					5 = 5
00850*					6 = 6 OR MORE
00851*					
00852*	F-RECODE-14.	157	1	(0,6)	OWN CHILDREN UNDER 6
00853*					0 = NONE
00854*					1 = 1
00855*					...
00856*					6 = 6 OR MORE
00857*					
00858*	F-RECODE-15.	158	1	(0,6)	OWN CHILDREN UNDER 5
00859*					0 = NONE
00860*					1 = 1
00861*					...
00862*					6 = 6 OR MORE
00863*					
00864*	F-RECODE-16.	159	1	(0,5)	OWN CHILDREN UNDER 3
00865*					0 = NONE
00866*					1 = 1
00867*					...
00868*					5 = 5 OR MORE
00869*					

54

051

00870*	F-RECODE-17.	160	1	(0,3)	OWN CHILDREN UNDER 1
00871*					0 = NONE
00872*					1 = 1
00873*					2 = 2
00874*					3 = 3 OR MORE
00875*					
00876*	F-RECODE-19.	161	2	(00,26)	AGE OF YOUNGEST OWN CHILD, ANY MARITAL STATUS
00877*					00 = NIU
00878*					01 = LESS THAN 1 YEAR
00879*					02 = 1 YEAR
00880*					...
00881*					26 = 25 YEARS AND OVER
00882*					
00883*	F-RECODE-21.	163	2	(00,26)	AGE OF OLDEST OWN CHILD, ANY MARITAL STATUS
00884*					00 = NIU
00885*					01 = LESS THAN 1 YEAR
00886*					02 = 1 YEAR
00887*					...
00888*					26 = 25 YEARS AND OVER
00889*					
00890*	F-UNDR18.	165	1	(0,9)	PERSONS IN FAMILY UNDER 18
00891*					0 = NONE, NIU
00892*					1 = 1
00893*					2 = 2
00894*					...
00895*					9 = 9+
00896*					
00897*	REC-5-TO-17.	166	1	(0,6)	NUMBER OF CHILDREN IN FAMILY 5 TO 17
00898*					0 = NONE, NIU
00899*					1 = 1
00900*					2 = 2
00901*					3 = 3
00902*					4 = 4
00903*					5 = 5
00904*					6 = 6 OR MORE
00905*					
00906*	F-RECODE-25.	167	1	(0,3)	NUMBER OF FAMILY MEMBERS IN LABOR FORCE
00907*					0 = NONE
00908*					1 = 1
00909*					2 = 2
00910*					3 = 3 OR MORE
00911*					
00912*	F-RECODE-26.	168	1	(1,4)	SEX AND MARITAL STATUS OF HHLDR OR REF PERS AND LF STATUS OF SPOUSE
00913*					1 = HHLDR OR REF PERS, MSP, SPOUSE IN PAID LABOR FORCE
00914*					2 = HHLDR OR REF PERS, MSP, SPOUSE NOT IN PAID LABOR FORCE
00915*					3 = OTHER MALE HHLDR
00916*					4 = OTHER FEMALE HHLDR
00917*					

51

051

00918*	F-RECODE-27.	169	1	(0,5)	NUMBER OF EARNERS IN FAMILY
00919*					0 = NONE
00920*					1 = 1
00921*					...
00922*					5 = 5 OR MORE
00923*					
00924*					
00925*					
00926*					THE FOLLOWING ITEMS F-REC-31A THROUGH F-REC-31H ARE FAMILY
00927*					RECODES DESCRIBING RECIPIENCY BY ALL FAMILY MEMBERS
00928*	F-REC-31A.	170	1	(1,4)	SOCIAL SECURITY AND RAILROAD RET. INCOME RECIPIENCY
00929*					1 = NONE
00930*					2 = SOCIAL SECURITY ONLY
00931*					3 = RAILROAD RETIREMENT ONLY
00932*					4 = BOTH
00933*					
00934*	F-REC-31B.	171	1	(1,4)	STATE AND LOCAL GOVERNMENT INCOME RECIPIENCY
00935*					1 = NONE
00936*					2 = U S GOVT
00937*					3 = STATE OR LOCAL GOVT
00938*					4 = BOTH
00939*					
00940*	F-REC-31C.	172	1	(1,4)	PUBLIC ASSISTANCE INCOME RECIPIENCY
00941*					1 = NONE
00942*					2 = AID TO DEP. CHILDREN
00943*					3 = OTHER AID
00944*					4 = BOTH
00945*					
00946*	F-REC-31D.	173	1	(1,2)	INTEREST INCOME RECIPIENCY
00947*					1 = NONE
00948*					2 = INTEREST
00949*					
00950*	F-REC-31E.	174	1	(1,8)	DIVIDENS, RENTAL, AND ESTATE INCOME RECIPIENCY
00951*					1 = NONE
00952*					2 = DIVIDENDS ONLY
00953*					3 = RENTAL ONLY
00954*					4 = ESTATES ONLY
00955*					5 = DIVIDENDS AND RENTAL
00956*					6 = DIVIDENDS AND ESTATES
00957*					7 = RENTAL AND ESTATES
00958*					8 = DIVIDENDS, RENTAL AND ESTATES
00959*					
00960*	F-REC-31F.	175	1	(1,8)	VETERANS PAYMENTS INCOME RECIPIENCY
00961*					1 = NONE
00962*					2 = VETERAN PAYMENTS ONLY
00963*					3 = UNEMPLOYMENT COMP. ONLY
00964*					4 = WORKMENS COMP. ONLY
00965*					5 = VETERANS AND UNEMP COMP
00966*					6 = VETERANS AND WORKMENS COMP
00967*					7 = UNEMP AND WORKMENS COMP
00968*					8 = VETERANS, UNEMP AND WORKMENS COMP
00969*					

56

056

COUNT	ITEM NAME	POSITION	LENGTH	VALID RANGE(MIN,MAX) & DESCRIPTION
00970*	F-REC-31G.	176	1	(1,6)
00971*				RETIREMENT INCOME RECIPIENCY
00972*				1 = NONE
00973*				2 = PRIVATE PENSIONS ONLY
00974*				3 = MILITARY RETIREMENT ONLY
00975*				4 = FEDERAL GOVT ONLY
00976*				5 = STATE OR LOCAL GOVT ONLY
00977*				6 = ALL COMBINATIONS OF ABOVE
00978*	F-REC-31H.	177	1	(1,8)
00979*				CHILD SUPPORT AND ALIMONY INCOME RECIPIENCY
00980*				1 = NONE
00981*				2 = ALIMONY OR CHILD SUPPORT ONLY
00982*				3 = OTHER CONTRIBUTIONS ONLY
00983*				4 = ANYTHING ELSE
00984*				5 = ALIMONY AND OTHER
00985*				6 = ALIMONY AND ANYTHING ELSE
00986*				7 = OTHER AND ANYTHING ELSE
00987*				8 = ALIMONY, OTHER ANYTHING ELSE
00988*	F-TOP-5PCT.	178	1	(0,2)
00989*				FAMILY INCOME PERCENTILE
00990*				NATIONAL FAMILY INCOME RANKING
00991*				0 = NIU (PRIMARY AND SECONDARY INDIVIDUALS)
00992*				1 = NOT IN TOP 5 PCT
00993*				2 = IN TOP 5 PCT
00994*	F-PCT-CUT.	179	2	(00,20)
00995*				FAMILY INCOME PERCENTILE
00996*				NATIONAL FAMILY INCOME RANKING
00997*				00 = NIU (PRIMARY AND SECONDARY INDIVIDUALS)
00998*				01 = LOWEST 5 PER CENT
00999*				02 = SECOND 5 PER CENT
01000*				
01001*				20 = TOP 5 PER CENT
01002*	F-LOW-INC.	181	6	(000000,N)
01003*				LOW INCOME (POVERTY) CUTOFF DOLLAR AMT
01004*				000000 = NIU (PRIMARY AND SECONDARY INDIVIDUALS)

01005***R**-WEEARN. 187 2 (00,26)
 01006*
 01007*
 01008*
 01009*
 01010*
 01011*
 01012*
 01013*
 01014*
 01015*
 01016*
 01017*
 01018*
 01019*
 01020*
 01021*
 01022*
 01023*
 01024*
 01025*
 01026*
 01027*
 01028*
 01029*
 01030*
 01031*
 01032*
 01033*
 01034*
 01035*
 01036*
 01037*
 01038*
 01039*
 01040*
 01041*
 01042*
 01043*
 01044*
 01045*
 01046*
 01047*
 01048*
 01049*
 01050*
 01051*

00 = NIU EARNER AND RELATIONSHIP OF
 HUSBAND-WIFE FAMILY EARNERS TO HHLDR OR REF PERS
 HHLDR OR REF PERS AN EARNER
 01 = 1 EARNER
 2 EARNERS
 SPOUSE OTHER EARNER
 WORKED AT FULL TIME JOB
 02 = SPOUSE WORKED 40 WEEKS OR MORE
 03 = SPOUSE WORKED LESS THAN 40 WEEKS
 04 = WORKED AT PART-TIME JOBS
 OTHER RELATIVE OTHER EARNER
 WORKED AT FULL TIME JOBS
 05 = WORKED 40 WEEKS OR MORE
 06 = WORKED LESS THAN 40 WEEKS
 07 = WORKED AT PART TIME JOBS
 3 EARNERS OR MORE
 ALL EARNERS WORKED AT FULL TIME JOBS
 08 = ALL EARNERS WORKED 40 WEEKS OR MORE
 09 = ALL EARNERS WORKED LESS THAN 40 WEEKS
 10 = SOME WORKED MORE THAN 40 WKS. & SOME WORKED LESS THAN 40
 11 = ALL EARNERS WORKED AT PART TIME JOBS
 SOME WORKED AT FULL-TIME, SOME WORKED AT PART-TIME JOBS
 12 = SOME WORKED 40 WEEKS OR MORE AT FULL TIME JOBS
 13 = SOME WORKED OTHER THAN 40 WEEKS OR MORE
 HHLDR OR REF PERS NOT AN EARNER
 14 = NO EARNERS
 1 EARNER
 SPOUSE ONLY
 SPOUSE WORKED AT FULL-TIME JOBS
 15 = WORKED 40 WEEKS OR MORE
 16 = WORKED LESS THAN 40 WEEKS
 17 = SPOUSE WORKED AT PART-TIME JOBS
 OTHER RELATIVE ONLY
 OTHER RELATIVE WORKED AT FULL-TIME JOB
 18 = OTHER RELATIVE WORKED 40 WEEKS OR MORE
 19 = OTHER RELATIVE WORKED LESS THAN 40 WEEKS
 20 = OTHER RELATIVE WORKED AT PART-TIME JOBS
 2 EARNERS OR MORE
 ALL EARNERS WORKED AT FULL-TIME JOBS
 21 = ALL EARNERS WORKED 40 WEEKS OR MORE
 22 = ALL EARNERS WORKED LESS THAN 40 WEEKS
 23 = SOME WORKED MORE THAN 40 WEEKS AND SOME WORKED LESS THAN 40
 24 = ALL EARNERS WORKED AT PART-TIME JOBS
 SOME EARNERS WORKED FULL-TIME & SOME WORKED PART-TIME
 25 = SOME EARNERS WORKED FULLTIME 40 WEEKS OR MORE
 26 = SOME EARNERS WORKED OTHER THAN 40 WEEKS OR MORE

01052***R**-FAMLIS. 189 1 (0,4)
 01053*
 01054*
 01055*
 01056*
 01057*

RATIO OF FAMILY INCOME TO LOW-INCOME LEVEL
 1 = BELOW LOW-INCOME LEVEL
 2 = 100 - 124 PERCENT OF THE LOW-INCOME LEVEL
 3 = 125 - 149 PERCENT OF THE LOW-INCOME LEVEL
 4 = 150 AND ABOVE THE LOW-INCOME LEVEL

58

058

COUNT	ITEM NAME	POSITION	LENGTH	VALID RANGE(MIN,MAX) & DESCRIPTION
	01058*R-POVLL.	190	2	(01,14)
	01059*			
	01060*			
	01061*			
	01062*			
	01063*			
	01064*			
	01065*			
	01066*			
	01067*			
	01068*			
	01069*			
	01070*			
	01071*			
	01072*			
	01073*			

RATIO OF FAMILY INCOME TO LOW-INCOME LEVEL

01	= UNDER .50
02	= .50 TO .74
03	= .75 TO .99
04	= 1.00 TO 1.24
05	= 1.25 TO 1.49
06	= 1.50 TO 1.74
07	= 1.75 TO 1.99
08	= 2.00 TO 2.49
09	= 2.50 TO 2.99
10	= 3.00 TO 3.49
11	= 3.50 TO 3.99
12	= 4.00 TO 4.49
13	= 4.50 TO 4.99
14	= 5.00 AND OVER

COUNT	ITEM NAME	POSITION	LENGTH	VALID RANGE(MIN,MAX) & DESCRIPTION
	01074*R-FINCM2.	192	2	(00,28)
	01075*			
	01076*			
	01077*			
	01078*			
	01079*			
	01080*			
	01081*			
	01082*			
	01083*			
	01084*			
	01085*			
	01086*			
	01087*			
	01088*			
	01089*			
	01090*			
	01091*			
	01092*			
	01093*			
	01094*			
	01095*			
	01096*			
	01097*			
	01098*			
	01099*			
	01100*			
	01101*			
	01102*			
	01103*			
	01104*			

FAMILY INCOME RECODE

00	= NIU
01	= NONE
02	= LOSS
03	\$1 TO 999
04	\$1000 TO 1999
05	\$2000 TO 2499
06	\$2500 TO 2999
07	\$3000 TO 3499
08	\$3500 TO 3999
09	\$4000 TO 4999
10	\$5000 TO 5999
11	\$6000 TO 6999
12	\$7000 TO 7499
13	\$7500 TO 7999
14	\$8000 TO 8499
15	\$8500 TO 8999
16	\$9000 TO 9999
17	\$10000 TO 12499
18	\$12500 TO 14999
19	\$15000 TO 17499
20	\$17500 TO 19999
21	\$20000 TO 24999
22	\$25000 TO 29999
23	\$30000 TO 34999
24	\$35000 TO 39999
25	\$40000 TO 49999
26	\$50000 TO 59999
27	\$60000 TO 74999
28	\$75000 AND OVER

COUNT	ITEM NAME	POSITION	LENGTH	VALID RANGE(MIN,MAX) & DESCRIPTION
01105*	R-FSINC2.	194	2	(01,17)
01106*				SOURCE OF FAMILY INCOME
01107*				EARNINGS ONLY
01108*				01 = WAGE OR SALARY
01109*				02 = SELF-EMPLOYMENT
01110*				03 = WAGE OR SALARY AND SELF-EMPLOYMENT INCOME
01111*				EARNINGS AND INCOME OTHER THAN EARNINGS
01112*				04 = EARNINGS AND SOCIAL SECURITY INCOME ONLY
01113*				05 = EARNINGS AND PUBLIC ASSISTANCE INCOME ONLY
01114*				06 = EARNINGS AND SUPPLEMENTAL SECURITY INCOME ONLY
01115*				07 = EARNINGS AND OTHER INCOME ONLY
01116*				08 = OTHER COMBINATIONS
01117*				INCOME OTHER THAN EARNINGS ONLY
01118*				09 = SOCIAL SECURITY INCOME ONLY
01119*				10 = PUBLIC ASSISTANCE INCOME ONLY
01120*				11 = SUPPLEMENTAL SECURITY INCOME ONLY
01121*				12 = OTHER INCOME ONLY
01122*				13 = SOCIAL SECURITY AND SUPPLEMENTAL INCOME ONLY
01123*				14 = PUBLIC ASSISTANCE AND SUPPLEMENTAL SECURITY INCOME ONLY
01124*				SOCIAL SECURITY, SUPPLEMENTAL SECURITY, AND PUBLIC
01125*				ASSISTANCE INCOME ONLY
01126*				16 = OTHER COMBINATIONS
01127*				17 = NO INCOME
01128*	FAM-SUPP-WGT.	196	11	(0,3400000000)
01129*				HHLDR OR REF PERS OF FAMILY MARCH SUPPLEMENT
01130*				(2 IMPLIED DECIMALS) WEIGHT
01131*				
01132*	F-WIFE-INDEX.	207	2	(0,39)
01133*				INDEX IN PERSONS RECORD OF FAMILY WIFE
01134*				(SEE PP-POS 2:1)
01135*				0 = NO WIFE
01136*				1-39 = INDEX
01137*	F-HUSB-INDEX.	209	2	(0,39)
01138*				INDEX IN PERSONS RECORD OF FAMILY HUSBAND
01139*				(SEE PP-POS 2:1)
01140*				0 = NO HUSBAND
01141*				1-39 = INDEX
01142*				CHARACTER POSTIONS 211-330 ARE PADDING
01143*				
01144*				
01145*				
01146*				CHARACTER POSTION 331 SEE FF-RECTYP
01147*				
01148*				
01149*				CHARACTER POSITIONS 332-342 ARE PADDING

01150*	RECORD	PP.		(480,39)			
01151*					PERSON'S RECORD		
01152*					CONTROLLED-BY NUM-PERS.	CHANGED BY RAID-CROSS	
01153*	PP-RECTYP.	331	1	(3,3)			
01154*					1 = HOUSEHOLD RECORD (SEE HH-RECTYP)		
01155*					2 = FAMILY RECORD (SEE FF-RECTYP)		
01156*					3 = PERSON RECORD		
01157*	PP-SEQ-NUM.	1	6	(1,N)			
01158*					UNIQUE HOUSEHOLD IDENTIFIER (SEE HH-SEQ-NUM)		
01159*	PP-POS.	7	2	(01,39)			
01160*					PERSONS SEQUENCE NUMBER WITHIN HOUSEHOLD (SEE HH-POS.)		
01161*	B-PPIND.	9	1	(0,1)			
01162*					0 = NIU, NO		
01163*					1 = YES	PRINCIPAL PERSON INDICATOR	
01164*	FAM-MEM-KEY.	10	1	(0,8)			
01165*					FAMILY MEMBERSHIP KEY		
01166*					0 = NIU		
01167*					1-6 = MEMBER OF UNRELATED FAMILY NO. 1-6		
01168*					7 = MEMBER OF FAMILY(INC. MEMBERS OF RELATED SUBFAMILIES)		
01169*					8 = NONFAMILY HHLDR OR UNRELATED INDIVIDUAL		
01170*	SUB-FAM-KEY.	11	1	(0,6)			
01171*					SUBFAMILY MEMBERSHIP KEY		
01172*					0 = NIU		
01173*					1-6 = MEMBER OF RELATED SUBFAMILY NO. 1-6		
01174*							
01175*							
01176*							
01177*							
01178*							
01179*							
01180*	B-ESR.	12	1	(0,7)			
01181*							
01182*					0 = NIU		
01183*					1 = WORKING	EMPLOYED	CIVILIAN 14+ YEARS
01184*					2 = WITH JOB,NOT AT WORK	EMPLOYED	EMPLOYMENT STATUS RECODE
01185*					3 = LOOKING	UNEMPLOYED	BASIC LABOR FORCE ITEM
01186*					4 = HOUSE KEEPING	NILF	UNIVERSE CONTROLLING
01187*					5 = AT SCHOOL	NILF	VARIABLE.
01188*					6 = UNABLE	NILF	
01189*					7 = OTHER (RETIRED)	NILF	
01190*	B-EXP-LF.	13	1	(0,2)			
01191*							
01192*					0 = NIU, NOT IN EXPERIENCED LABOR FORCE		CIVILIAN 14+ YEARS IN THE
01193*					1 = EMPLOYED		EXP LABOR FORCE
01194*					2 = UNEMPLOYED		EMPLOYMENT STATUS
							(EDITED)

THE FOLLOWING ITEMS (THROUGH CHARACTER POSITION 101) REFER TO LABOR FORCE QUESTIONS FROM BASIC CPS

61

061

01195*B-FULL-PART. 14 1 (0,5)
 01196* .
 01197* .
 01198* .
 01199* .
 01200* .
 01201* .
 01202* .
 01203* .

0 = NIU, NOT IN LABOR FORCE
 1 = EMPLOYED FULL TIME
 2 = PART TIME FOR ECONOMIC REASONS
 3 = UNEMPLOYED FULL TIME
 4 = EMPLOYED PART TIME
 5 = UNEMPLOYED PART TIME

CIVILIAN 14+ YEARS IN THE
 EXPERIENCE LABOR FORCE
 FULL-PART TIME STATUS RECODE

01204*B-ITEM19X. 15 1 (0,8)
 01205* .
 01206* .
 01207* .
 01208* .
 01209* .
 01210* .
 01211* .
 01212* .
 01213* .
 01214* .

0 = NIU
 1 = WORKING
 2 = WITH A JOB BUT NOT AT WORK
 3 = LOOKING FOR WORK
 4 = KEEPING HOUSE
 5 = AT SCHOOL
 6 = UNABLE TO WORK
 7 = RETIRED (EXPANDED FROM BASIC CPS)
 8 = OTHER

CIVILIAN 14+ YEARS
 MAJOR ACTIVITY
 (EDITED IN BASIC CPS)
 (MAY DIFFER FROM B-ESR)

01215*-ITEM20A. 16 2 (00,99)
 01216* .
 01217* .

00 = NIU
 01-99 = HOURS

HOURS WORKED LAST WEEK
 (EDITED FOR B-ESR=1)

01218*-ITEM20C-YN. 18 1 (0,2)
 01219* .
 01220* .
 01221* .

0 = NIU
 1 = YES
 2 = NO

USUALLY WORK 35 HRS/WK ?
 (EDITED FOR B-ESR=1 AND
 ITEM20A LT 35 HOURS)

01222*-ITEM20C-RN. 19 2 (00,15)
 01223* .
 01224* .
 01225* .
 01226* .
 01227* .
 01228* .
 01229* .
 01230* .
 01231* .
 01232* .
 01233* .
 01234* .
 01235* .
 01236* .
 01237* .
 01238* .

00 = NIU
 01 = SLACK
 02 = MATERIAL SHORTAGE
 03 = PLANT OR MACHINE REPAIR
 04 = NEW JOB STARTED DURING WEEK
 05 = JOB TERMINATED DURING WEEK
 06 = COULD FIND ONLY PART TIME WORK
 07 = HOLIDAY
 08 = LABOR DISPUTE
 09 = BAD WEATHER
 10 = OWN ILLNESS
 11 = ON VACATION
 12 = TOO BUSY WITH HOUSE, SCHOOL, ETC.,
 13 = DID NOT WANT FULL TIME WORK
 14 = FULL TIME WORK WEEK IS LESS THAN 35 HOURS
 15 = OTHER

REASON NOT WORKING 35+ HRS/WK
 (EDITED FOR B-ESR=1 AND
 ITEM20A LT 35 HOURS)

01239*-ITEM21A. 21 1 (0,8)
 01240* .
 01241* .
 01242* .
 01243* .
 01244* .
 01245* .
 01246* .
 01247* .
 01248* .

0 = NIU
 1 = OWN ILLNESS
 2 = ON VACATION
 3 = BAD WEATHER
 4 = LABOR DISPUTE
 5 = NEW JOB, BEGIN 30 DAYS
 6 = TEMPORARY LAYOFF
 7 = INDEFINATE LAYOFF
 8 = OTHER

WHY ABSENT LAST WEEK
 B-ESR=2 (EDITED FOR B-ESR=2 AND B-ESR=3)
 B-ESR=2
 B-ESR=2
 B-ESR=2
 B-ESR=2
 B-ESR=3
 B-ESR=3
 B-ESR=3
 B-ESR=2

62

062

COUNT	ITEM NAME	POSITION	LENGTH	VALID RANGE(MIN,MAX)	DESCRIPTION
01249*	-ITEM21B.	22	1	(0,3)	
01250*				0 =	NIU
01251*				1 =	YES
01252*				2 =	NO
01253*				3 =	SELF-EMPLOYED
01254*	-ITEM21C.	23	1	(0,2)	
01255*				0 =	NIU
01256*				1 =	YES
01257*				2 =	NO
01258*					
01259*					
01260*					
01261*					
01262*					
01263*	-ITEM22A1.	24	1	(0,1)	
01264*				0 =	NC,NIU
01265*				1 =	YES
01266*	-ITEM22A2.	25	1	(0,1)	
01267*				0 =	NC,NIU
01268*				1 =	YES
01269*	-ITEM22A3.	26	1	(0,1)	
01270*				0 =	NC,NIU
01271*				1 =	YES
01272*	-ITEM22A4.	27	1	(0,1)	
01273*				0 =	NC,NIU
01274*				1 =	YES
01275*	-ITEM22A5.	28	1	(0,1)	
01276*				0 =	NC,NIU
01277*				1 =	YES
01278*	-ITEM22A6.	29	1	(0,1)	
01279*				0 =	NC,NIU
01280*				1 =	YES
01281*	-ITEM22A7.	30	1	(0,1)	
01282*				0 =	NC,NIU
01283*				1 =	YES
01284*					
01285*					
01286*					
01287*					
01288*					
01289*					
01290*					
01291*					
01292*					
01293*					
01294*					
01295*					
01296*	-ITEM24D1.	31	1	(0,1)	
01297*					

GETTING WAGES/SALARY FOR TIME OFF LAST WEEK ?
(EDITED FOR B-ESR = 2)

USUALLY WORK 35+ HOURS / WEEK AT THIS JOB
(EDITED FOR B-ESR = 2)

FIELDS -ITEM22A1 THRU -ITEM22A7 ARE ANSWERS TO:
WHAT DOING IN LAST 4 WEEKS TO FIND WORK.
ANSWERS APPLICABLE IN UNIVERSES AS NOTED.

CHECK PUBLIC EMPLOYMENT AGENCY
(EDITED B-ESR=3)

CHECKED PRIVATE EMPLOYMENT AGCY
(EDITED B-ESR=3)

CHECKED EMPLOYER DIRECTLY
(EDITED B-ESR=3)

CHECKED WITH FRIENDS OR RELATIVE
(EDITED B-ESR=3)

PLACED OR ANSWERED ADS
(EDITED B-ESR=3)

DID NOTHING
(EDITED B-ESR=4-7)

OTHER
(EDITED B-ESR=3)

FIELDS -ITEM24D1 THROUGH -ITEM24D11 ARE POSSIBLE ANSWERS TO THE FOLLOWING QUESTION

WHAT ARE THE REASONS ... IS NOT LOOKING FOR WORK ?

ALL FIELDS ARE EDITED FOR THE UNIVERSE
CIVILIAN 14+ * MIS IS 4 OR 8 * B-ESR 4-7 * ITEM20C = 1,2
0 = NC,NIU
1 = YES

BELIEVES NO WORK AVAILABLE

COUNT	ITEM NAME	POSITION	LENGTH	VALID RANGE(MIN,MAX) & DESCRIPTION	DATE	PAGE	28
01298*	-ITEM24D2.	32	1	(0,1)			
01299*							COULDN'T FIND ANY WORK
01300*	-ITEM24D3.	33	1	(0,1)			
01301*							LACKS NECESSARY SCHOOLING
01302*	-ITEM24D4.	34	1	(0,1)			
01303*							EMPLOYERS THINK TOO YOUNG/OLD
01304*	-ITEM24D5.	35	1	(0,1)			
01305*							PERSONAL HANDICAP
01306*	-ITEM24D6.	36	1	(0,1)			
01307*							CAN'T ARRANGE CHILD CARE.
01308*	-ITEM24D7.	37	1	(0,1)			
01309*							FAMILY RESPONSIBILITIES
01310*	-ITEM24D8.	38	1	(0,1)			
01311*							IN SCHOOL OR OTHER TRAINING
01312*	-ITEM24D9.	39	1	(0,1)			
01313*							ILL HEALTH, PHYSICAL DISABILITY
01314*	-ITEM24D10.	40	1	(0,1)			
01315*							OTHER
01316*	-ITEM24D11.	41	1	(0,1)			
01317*							DON'T KNOW
01318*	-ITEM22B.	42	1	(0,5)			
01319*					0 =	NIU	WHY STARTED LOOKING FOR WORK (EDITED FOR B-ESR = 3 AND ITEM21A NE 6,7)
01320*				1 =	LOST JOB		
01321*				2 =	QUIT JOB		
01322*				3 =	LEFT SCHOOL		
01323*				4 =	WANTED TEMPORARY WORK		
01324*				5 =	OTHER		
01325*	-ITEM22C.	43	2	(00,99)			
01326*					00 =	NIU, 0 WEEKS	WEEKS LOOKING FOR WORK (EDITED FOR B-ESR = 3)
01327*					01-99 =	WEEKS	
01328*	-ITEM22D.	45	1	(0,2)			
01329*					0 =	NIU	LOOKING FOR FULL OR PART-TIME WORK ? (EDITED FOR B-ESR = 3)
01330*					1 =	FULL TIME	
01331*					2 =	PART TIME	
01332*	-ITEM22E1.	46	1	(0,2)			
01333*					0 =	NIU	ANY REASON COULD NOT TAKE WORK (EDITED FOR B-ESR = 3)
01334*					1 =	YES	
01335*					2 =	NO	
01336*	-ITEM22E2.	47	1	(0,4)			
01337*					0 =	NIU	REASON COULDN'T TAKE WORK LAST WEEK (EDITED FOR U1 OR U2)
01338*					1 =	ALREADY HAD A JOB -- U1	
01339*					2 =	TEMPORARY ILLNESS -- U1	
01340*					3 =	GOING TO SCHOOL -- U2	
01341*					4 =	OTHER -- U2	
01342*							

64

064

U1 IS B-ESR = 3 * -ITEM22E1 = 1
U2 IS B-ESR = 4-7

01343*-ITEM22F. 48 1 (0,4)
 01344* .
 01345* .
 01346* .
 01347* .
 01348* .
 01349* .
 01350* .
 01351* .
 01352* .
 01353* .
 01354* .
 01355* .
 01356* .

0 = NIU WHEN LAST WORKED FULL TIME
 1 = IN LAST 5 YRS 2 WEEKS OR MORE
 2 = BEFORE LAST 5 YRS (EDITED FOR B-ESR = 3)
 3 = NEVER WORKED FULL TIME 2+ WKS
 4 = NEVER WORKED AT ALL

FIELDS -INDUSTRY, -OCCUPATION, -ITEM23E
 ARE EDITED FOR THE UNIVERSE

B-ESR = 1,2,3 (IN LABOR FORCE) OR
 B-ESR = 4-7 * MIS = 4,8 * ITEM24A = 1-5

01357*-INDUSTRY. 49 3 (000,991)
 01358* .
 01359* .
 01360* .
 01361* .

000 = NIU,NC

INDUSTRY CODE ITEM 23 CURRENT JOB
 (EDITED FOR UNIVERSE ABOVE)
 CURRENT LEGAL RANGE = 010 - 932
 ARMED FORCES LAST JOB = 991

65

065

ITEM NAME	POSITION	LENGTH	VALID RANGE(MIN,MAX) & DESCRIPTION	DATE	PAGE
01362*RECODE-IND.	52	2	(00,47)		
01363*					
01364*					
01365*					
01366*					
01367*					
01368*					
01369*					
01370*					
01371*					
01372*					
01373*					
01374*					
01375*					
01376*					
01377*					
01378*					
01379*					
01380*					
01381*					
01382*					
01383*					
01384*					
01385*					
01386*					
01387*					
01388*					
01389*					
01390*					
01391*					
01392*					
01393*					
01394*					
01395*					
01396*					
01397*					
01398*					
01399*					
01400*					
01401*					
01402*					
01403*					
01404*					
01405*					
01406*					
01407*					
01408*					
01409*					
01410*					
01411*					
01412*					
01413*					
01414*					
01415*					
01416*					
01417*					
01418*					
01419*					
01420*					

ITEM 23	CURRENT JOB
00	NIU
01	AGRICULTURE 010-021
02	MINING 040-050
03	CONSTRUCTION 060
	MANUFACTURING
	DURABLE GOODS
04	LUMBER AND WOOD PRODUCTS, EXCEPT FURNITURE 230-241
05	FURNITURE AND FIXTURES 242
06	STONE, CLAY, GLASS, CONCRETE PRODUCTS 250-262
	METAL INDUSTRIES
07	PRIMARY METALS 270-280
08	FABRICATED METALS 281-300
09	NOT SPECIFIED METAL INDUSTRIES 301
10	MACHINERY, EXCEPT ELECTRICAL 310-332
11	ELECTRICAL MACHINERY, EQUIPMENT, SUPPLIES 340-350
	TRANSPORTATION EQUIPMENT
12	MOTOR VEHICLES AND EQUIPMENT 351
	OTHER TRANSPORTATION EQUIPMENT
13	AIRCRAFT AND PARTS 352
14	OTHER TRANSPORTATION EQUIPMENT 360-370
15	PROFESSIONAL AND PHOTO EQUIPMENT, WATCHES 371-382
16	TOYS, AMUSEMENTS, AND SPORTING GOODS 390
17	MISCELLANEOUS AND NOT SPECIFIED MANUFACT. INDUSTRY 391-392
	NONDURABLE GOODS
18	FOOD AND KINDRED PRODUCTS 100-122
19	TOBACCO MANUFACTURES 130
20	TEXTILE MILL PRODUCTS 132-150
21	APPAREL AND OTHER FINISHED TEXTILE PRODUCTS 151-152
22	PAPER AND ALLIED PRODUCTS 160-162
23	PRINTING, PUBLISHING, AND ALLIED INDUSTRY 171-172
24	CHEMICALS AND ALLIED PRODUCTS 180-192
25	PETROLEUM AND COAL PRODUCTS 200-201
26	RUBBER AND MISCELLANEOUS PLASTICS PRODUCTS 210-212
27	LEATHER AND LEATHER PRODUCTS 220-222
	TRANSPORTATION, COMMUNICATIONS, AND OTHER PUBLIC UTILIT
28	TRANSPORTATION 400-432
	COMMUNICATION AND OTHER PUBLIC UTILITIES
29	COMMUNICATION 440-442
30	UTILITIES AND SANITARY SERVICES 460-472
	WHOLESALE AND RETAIL TRADE
31	WHOLESALE TRADE 500-571
32	RETAIL TRADE 580-691
	FINANCE, INSURANCE, AND REAL ESTATE
33	BANKING AND OTHER FINANCE 700-710
34	INSURANCE AND REAL ESTATE 711-712
	SERVICE
35	PRIVATE HOUSEHOLD 761
	MISCELLANEOUS SERVICES
	BUSINESS AND REPAIR SERVICES
36	BUSINESS SERVICES 721-742
37	REPAIR SERVICES 750-760
38	PERSONAL SERVICE EXCEPT PRIVATE HOUSEHOLD 762-791
39	ENTERTAINMENT AND RECREATION SERVICES 800-802
	PROFESSIONAL AND RELATED SERVICES
40	HOSPITALS 831
41	HEALTH SERVICES, EXCEPT HOSPITALS 812-830
	832-840

66

990

COUNT	ITEM NAME	POSITION	LENGTH	VALID RANGE(MIN,MAX) & DESCRIPTION	DATE 011688	PAGE	31
01421*				42 EDUCATIONAL SERVICES			842-860
01422*				43 SOCIAL SERVICES			861-871
01423*				44 OTHER PROFESSIONAL SERVICES			841
01424*							872-892
01425*				45 FORESTRY AND FISHERIES			030-031
01426*				46 PUBLIC ADMINISTRATION			900-932
01427*				47 = NEVER WORKED			

67

067

01428*RECOPE-OCC. 54 2 (00,52)
 01429*
 01430*
 01431*
 01432*
 01433*
 01434*
 01435*
 01436*
 01437*
 01438*
 01439*
 01440*
 01441*
 01442*
 01443*
 01444*
 01445*
 01446*
 01447*
 01448*
 01449*
 01450*
 01451*
 01452*
 01453*
 01454*
 C.455*
 01456*
 01457*
 01458*
 01459*
 01460*
 01461*
 01462*
 01463*
 01464*
 01465*
 01466*
 01467*
 01468*
 01469*
 01470*
 01471*
 01472*
 01473*
 01474*
 01475*
 01476*
 01477*
 01478*
 01479*
 01480*
 01481*
 01482*
 01483*
 01484*
 01485*
 01486*

DETAILED OCCUPATION GROUPS ITEM 50
 CURRENT JOB
 MANAGERIAL AND PROFESSIONAL SPECIALTY OCCUPATIONS
 EXECUTIVE, ADMINISTRATIVE, AND MANAGERIAL OCCUPATIONS
 1 OFFICIALS AND ADMINISTRATORS, PUBLIC ADMINISTRATION
 2 MANAGERS AND ADMINISTRATORS EXCEPT PUBLIC ADMINISTRATION
 3 SALARIED
 4 SELF-EMPLOYED
 5 MANAGEMENT RELATED OCCUPATIONS
 6 ACCOUNTANTS AND AUDITORS
 PROFESSIONAL SPECIALTY OCCUPATIONS
 7 ENGINEERS, ARCHITECTS, AND SURVEYORS
 8 ENGINEERS
 9 NATURAL SCIENTISTS AND MATHEMATICIANS
 10 COMPUTER SYSTEMS ANALYSTS AND SCIENTISTS
 11 HEALTH DIAGNOSING OCCUPATIONS
 12 PHYSICIANS AND DENTISTS
 13 HEALTH ASSESSMENT AND TREATING OCCUPATIONS
 14 TEACHERS, LIBRARIANS, AND COUNSELORS
 15 TEACHERS, EXCEPT POSTSECONDARY
 16 OTHER PROFESSIONAL SPECIALTY OCCUPATIONS
 TECHNICAL, SALES, AND ADMINISTRATIVE SUPPORT OCCUPATIONS
 17 HEALTH TECHNOLOGISTS AND TECHNICIANS
 18 ENGINEERING AND SCIENCE TECHNICIANS
 19 TECHNICIANS, EXCEPT HEALTH, ENGINEERING, AND SCIENCE
 SALES OCCUPATIONS
 20 SUPERVISORS AND PROPRIETORS, SALES OCCUPATIONS
 21 SALES REPRESENTATIVES, COMMODITIES AND FINANCE
 22 OTHER SALES OCCUPATIONS
 ADMINISTRATIVE SUPPORT OCCUPATIONS, INCLUDING CLERICAL
 23 COMPUTER EQUIPMENT OPERATORS
 24 SECRETARIES, STENOGRAPHERS, AND TYPISTS
 25 FINANCIAL RECORDS PROCESSING OCCUPATIONS
 26 OTHER ADMINISTRATIVE SUPPORT OCCUPATIONS, INCLUDING CLERICAL
 SERVICE OCCUPATIONS
 27 PRIVATE HOUSEHOLD OCCUPATIONS
 28 PROTECTIVE SERVICE OCCUPATIONS
 SERVICE OCCUPATIONS, EXCEPT PROTECTIVE AND HOUSEHOLD
 29 FOOD SERVICES OCCUPATIONS
 30 HEALTH SERVICE OCCUPATIONS
 31 CLEANING AND BUILDING SERVICE OCCUPATIONS
 32 PERSONAL SERVICE OCCUPATIONS
 FARMING, FORESTRY, AND FISHING OCCUPATIONS
 33 FARM OPERATORS AND MANAGERS
 34 FARM OCCUPATIONS, EXCEPT MANAGERIAL
 35 RELATED AGRICULTURAL OCCUPATIONS
 36 FORESTRY AND FISHING OCCUPATIONS
 PRECISION PRODUCTION, CRAFT, AND REPAIR OCCUPATIONS
 37 MECHANICS AND REPAIRERS
 38 CONSTRUCTION TRADES AND EXTRACTIVE OCCUPATIONS
 39 CARPENTERS
 PRECISION PRODUCTION OCCUPATIONS
 40 SUPERVISORS, PRODUCTION OCCUPATIONS
 41 PRECISION METAL WORKING OCCUPATIONS
 42 OTHER PRECISION PRODUCTION OCCUPATIONS
 OPERATORS, FABRICATORS, AND LABORERS
 MACHINE OPERATORS, ASSEMBLERS, AND INSPECTORS
 43 MACHINE OPERATORS AND TENDERS, EXCEPT PRECISION

88

088

ITEM NAME	POSITION	LENGTH	VALID RANGE(MIN,MAX)	DESCRIPTION
01487*			44	FABRICATORS, ASSEMBLERS AND HAND WORKING OCCUPATIONS
01488*			45	PRODUCTION INSPECTORS, TESTERS, SAMPLERS, AND WEIGHERS
01489*			46	TRANSPORTATION OCCUPATIONS
01490*			47	MATERIAL MOVING EQUIPMENT OPERATORS
01491*				HANDLERS, EQUIPMENT CLEANERS, HELPERS AND LABORERS
01492*			48	CONSTRUCTION LABORERS
01493*			49	FREIGHT, STOCK AND MATERIAL HANDLERS
01494*			50	OTHER SPECIFIED HANDLERS, EQUIPMENT CLEANERS AND HELPERS
01495*			51	LABORERS, EXCEPT CONSTRUCTION
01496*			52	NO PREVIOUS WORK EXPERIENCE
01497*				
01498*				
01499*-OCCUPATION.	56	3	(000,905)	
01500*			000 =	NIU,NC OCCUPATION CODE ITEM 23 CURRENT
01501*				(EDITED FOR UNIVERSE ABOVE)
01502*				CURRENT LEGAL RANGE = 001 - 889
01503*				ARMED FORCES LAST JOB = 905
01504*-ITEM23E.	59	1	(0,5)	
01505*			0 =	NIU, NC CLASS OF WORKER
01506*			1 =	PRIVATE (EDITED FOR UNIVERSE ABOVE)
01507*			2 =	GOVERNMENT
01508*			3 =	SELF-EMPLOYED
01509*			4 =	WITHOUT PAY
01510*			5 =	NEVER WORKED OR NEVER WORKED FULL TIME
01511*-ITEM24A.	60	1	(0,7)	
01512*			0 =	NIU WHEN LAST WORKED FOR PAY
01513*			1 =	WITHIN PAST 12 MONTHS (EDITED FOR EST=4-7*MIS=4,8)
01514*			2 =	1-2 YEARS AGO
01515*			3 =	2-3 YEARS AGO
01516*			4 =	3-4 YEARS AGO
01517*			5 =	4-5 YEARS AGO
01518*			6 =	5+ YEARS AGO
01519*			7 =	NEVER WORKED
01520*-ITEM24B.	61	1	(0,8)	
01521*			0 =	NIU WHY DID LEAVE JOB?
01522*			1 =	PERSONAL,FAMILY OR SCHOOL (EDITED FOR
01523*			2 =	HEALTH B-ESR= 4-7* MIS=4 OR 8
01524*			3 =	RETIREMENT OR OLD AGE * ITEM24A= 1-5)
01525*			4 =	SEASONAL JOB COMPLETED
01526*			5 =	SLACK WORK OR BUSINESS CONDITIONS
01527*			6 =	TEMP NONSEASONAL JOB COMPLETED
01528*			7 =	UNSATISFACTORY WORK ARRANGEMENTS
01529*			8 =	OTHER
01530*-ITEM24C.	62	1	(0,4)	
01531*			0 =	NIU WANT REGULAR JOB NOW? FULL/PART
01532*			1 =	YES (EDITED FOR
01533*			2 =	MAYBE, IT DEPENDS B-ESR= 4-7 * MIS=4 OR 8)
01534*			3 =	NO
01535*			4 =	DON'T KNOW

69

069

COUNT	ITEM NAME	POSITION	LENGTH	VALID RANGE(MIN,MAX) & DESCRIPTION	DATE	PAGE
01536*	ITEM24E.	63	1	(0,4)		
01537*				0 = NIU, NC		
01538*				1 = YES		
01539*				2 = IT DEPENDS		
01540*				3 = NO		
01541*				4 = DON'T KNOW		
01542*						
01543*				BA-ALL-LF THRU BA-ESR ARE ALLOCATION BITS FROM BASIC CPS		
01544*				0 = NOT ALLOCATED,NIU		
01545*				1 = ALLOCATED		
01546*						
01547*	BA-ALL-LF.	64	1	(0,1)		
01548*						ALL LABOR FORCE ITEMS
01549*	BA-ITEM19.	65	1	(0,1)		
01550*	BA-ITEM23B.	66	1	(0,1)		
01551*	BA-ITEM23C.	67	1	(0,1)		
01552*	BA-ITEM23E.	68	1	(0,1)		
01553*	BA-ITEM20A.	69	1	(0,1)		
01554*	BA-ITEM20C.	70	1	(0,1)		
01555*	BA-ITEM21A.	71	1	(0,1)		
01556*	BA-ITEM21B.	72	1	(0,1)		
01557*	BA-ITEM21C.	73	1	(0,1)		
01558*	BA-ITEM22C.	74	1	(0,1)		
01559*	BA-ITEM22F.	75	1	(0,1)		
01560*	BA-ITEM22D.	76	1	(0,1)		
01561*	BA-ITEM24B.	77	1	(0,1)		
01562*	BA-ITEM24A.	78	1	(0,1)		
01563*	BA-ITEM24C.	79	1	(0,1)		
01564*	BA-ITEM24D.	80	1	(0,1)		
01565*	BA-ITEM22A.	81	1	(0,1)		
01566*	BA-ITEM22E.	82	1	(0,1)		
01567*				CHARACTER POSITIONS 83 IS PADDING		
01568*	BA-ITEM22B.	84	1	(0,1)		
01569*	BA-ITEM24E.	85	1	(0,1)		
01570*				CHARACTER POSITIONS 86 IS PADDING		
01571*	BA-ESR.	90	1	(0,1)		
01572*						EMPLOYMENT STATUS RECODE

79

07

01573*B-BASE-WGT.	91	11	(0,3400000000)		
01574*					
01575*					
01576*					
01577*				0 = NIU	
01578*				N = BASIC CPS WEIGHT	
01579*					
					FOR MARCH SUPPLEMENT WEIGHT SEE CHARACTER POSITION 118
					BASIC CPS WEIGHT (2 IMPLIED DECIMALS)
					THIS WEIGHT EXISTS FOR CIVILIANS 14 AND OVER ONLY
01580*POP-STAT.	102	1	(0,3)		
01581*				0 = NONINTERVIEW RECORD	ITEM 25A
01582*				1 = CIVILIAN 14+	
01583*				2 = ARMED FORCES	
01584*				3 = CHILDREN	
01585*					
01586*					
01587*					
01588*					
01589*					
01590*					
					THE FOLLOWING ITEMS (THROUGH CHARACTER POSITION 281) REFER TO WORK EXPERIENCE QUESTIONS FROM THE MARCH SUPPLEMENT
01591*REL-HEAD.	103	1	(1,7)		
01592*				1 = HHLDR WITH OTHER RELATIVES	RELATIONSHIP TO HHLDR
01593*				2 = NONFAMILY HHLDR	(MARCH EDITED ITEM 26)
01594*				3 = SPOUSE OF HHLDR	
01595*				4 = CHILD OF HHLDR	
01596*				5 = OTHER RELATIVE OF HHLDR	
01597*				6 = UNRELATED FAMILY MEMBER	
01598*				7 = UNRELATED INDIVIDUAL	
01599*TYPE-BOX.	104	1	(0,4)		
01600*				0 = PRIMARY FAMILY	FAMILY TYPE
01601*				1 = UNRELATED INDIVIDUAL	(MARCH EDITED)
01602*				2 = UNRELATED FAMILY MEMBER	
01603*				3 = RELATED SUB FAMILY MEMBER	
01604*				4 = NONFAMILY HOUSEHOLDER	
01605*FAM-NUMBER.	105	1	(0,6)		
01606*				0 = NOT IN RELATED/UNREL FAMILY	FAMILY NUMBER
01607*				1-6 = RELATED/UNREL FAMILY NUMBER	(MARCH EDITED)
01608*FAM-REL.	106	1	(0,4)		
01609*				0 = NOT IN RELATED/UNREL FAMILY	FAMILY RELATIONSHIP (CODE BOX)
01610*				1 = REFERENCE PERSON (SUB/SEC)	(MARCH EDITED)
01611*				2 = SPOUSE (REL/UNREL)	
01612*				3 = CHILD(REL/UNREL)	
01613*				4 = OTHER RELATIVE (UNREL)	
01614*MAR-STAT.	107	1	(1,8)		
01615*				1 = MARRIED, CIVILIAN SPOUSE PRESENT	MARITAL STATUS
01616*				2 = MARRIED, AF SPOUSE PRESENT	(MARCH EDITED)
01617*				3 = MARRIED, AF SPOUSE ABSENT	
01618*				4 = MARRIED, SPOUSE ABSENT	
01619*				5 = WIDOWED	
01620*				6 = DIVORCED	
01621*				7 = SEPARATED	
01622*				8 = NEVER MARRIED	
01623*					(INCLUDES UNDER 14 YEARS)

01624*SEX.	108	1	(1,2)		
01625*				1 =	MALE
01626*				2 =	FEMALE
					(MARCH EDITED)
01627*RACE.	109	1	(1,3)		
01628*				1 =	WHITE
01629*				2 =	BLACK
01630*				3 =	OTHER
					(MARCH EDITED)
01631*AGE.	110	2	(00,99)		
01632*				00-99 =	AGE IN YEARS
					(MARCH EDITED)
01633*VET.	112	1	(0,6)		
01634*					VETERANS STATUS
01635*				0 =	FEMALES, CHILDREN UNDER 14
01636*				1 =	VIETNAM ERA
01637*				2 =	KOREAN
01638*				3 =	WW II
01639*				4 =	WW I
01640*				5 =	OTHER SERVICE
01641*				6 =	NON-VETERAN
					(MARCH EDITED)
01642*ETHNICITY.	113	2	(01,40)		
01643*					SPANISH ETHNICITY
01644*				10 =	MEXICAN AMERICAN
01645*				11 =	CHICANO
01646*				12 =	MEXICAN
01647*				13 =	MEXICANO
01648*				14 =	PUERTO RICAN
01649*				15 =	CUBAN
01650*				16 =	CENTRAL OR SOUTH AMERICAN
01651*				17 =	OTHER SPANISH
01652*				30 =	ANOTHER GROUP NOT LISTED
01653*				39 =	DONT KNOW
01654*				40 =	NOT AVAILABLE
01655*HIGH-GRADE.	115	2	(00,19)		
01656*					HIGHEST GRADE ATTENDED
01657*				00 =	CHILDREN UNDER 15
01658*				01 =	NONE
01659*				02 =	E1
01660*					
01661*				09 =	E8
01662*				10 =	H1
01663*					
01664*				13 =	H4
01665*				14 =	C1
01666*					
01667*				19 =	C6 PLUS
01668*GRADE-COMPL.	117	1	(0,2)		
01669*				0 =	CHILDREN UNDER 15
01670*				1 =	YES
01671*				2 =	NO
01672*MAR-SUPP-WGT.	118	11	(0,3400000000)		
01673*					MARCH SUPPLEMENT (2 IMPLIED DECIMALS) WEIGHT

72

072

01674*I34N.	129	1	(0,1)		
01675*					
01676*				0 = NIU/NOT CODED	CIVILIAN 15+ YEARS
01677*				1 = NONE (NONWORKERS)	WEEKS WORKED LAST YEAR
01678*I35.	130	1	(0,2)		
01679*					
01680*				0 = NIU	CIVILIAN 15+ YEARS - NONWORKERS
01681*				1 = YES	LOOKED FOR WORK
01682*				2 = NO	
01683*I36.	131	2	(00,52)		
01684*					
01685*				00 = NIU	CIVILIAN 15+ YEARS - NONWORKERS
01686*				01-52 = WEEKS	WEEKS LOOKING FOR WORK OR ON LAYOFF
01687*I37.	133	1	(0,7)		
01688*				MAIN REASON DID NOT WORK LAST YEAR	CIVILIAN 15+ YEARS - NONWORKERS
01689*				0 = NIU	
01690*				1 = ILL OR DISABLED	
01691*				2 = TAKING CARE OF HOME/FAMILY	
01692*				3 = GOING TO SCHOOL	
01693*				4 = COULD NOT FIND WORK	
01694*				5 = NOT USED BEGINNING 1984	
01695*				6 = RETIRED	
01696*				7 = OTHER	
01697*I34WK.	134	2	(00,52)		
01698*					
01699*				00 = NIU	CIVILIAN 15+ YEARS - WORKERS
01700*				01-52 = WEEKS	WEEKS WORKED LAST YEAR
01701*I38.	136	2	(00,99)		
01702*					
01703*				00 = NIU	CIVILIAN 15+ YEARS - WORKERS
01704*				01-99 = HOURS	HOURS PER WEEK USUALLY WORKED
01705*I39.	138	1	(0,3)		
01706*					
01707*				0 = NIU	CIVILIAN 15+ YEARS - WORKERS
01708*				1 = 1 EMPLOYER LAST YEAR	NUMBER OF EMPLOYERS
01709*				2 = 2 EMPLOYERS	
01710*				3 = 3+ EMPLOYERS	
01711*I40.	139	1	(0,2)		
01712*					
01713*				0 = NIU	CIVILIAN 15+ - WORKERS WITH MORE THAN ONE JOB
01714*				1 = YES	DID LOOK FOR WORK BETWEEN JOBS
01715*				2 = NO	
01716*I42.	140	1	(0,2)		
01717*					
01718*				0 = NIU	CIVILIAN 15+ - WORKERS WHO WORKED 50 OR 51 WEEKS
01719*				1 = YES	LOST WORK DUE TO LAYOFF OR LOST JOB
01720*				2 = NO	

73

01721*I43N.	141	1	(0,1)		
01722*			.		
01723*			.		
01724*			.	0 = NIU/NOT CODED	CIVILIAN 15+ YEARS - WORKERS WHO WORKED
01725*			.	1 = NONE CODED	LESS THAN 50 WEEKS LOOKING FOR WORK OR ON LAYOFF
01726*I43NK.	142	2	(00,51)		
01727*			.		
01728*			.		
01729*			.	00 = NIU	CIVILIAN 15+ YEARS - WORKERS WHO WORKED
01730*			.	01-51 = WEEKS	LESS THAN 50 WEEKS WEEKS LOOKING FOR WORK OR ON LAYOFF
01731*I44.	144	1	(0,3)		
01732*			.		
01733*			.		
01734*			.	0 = NIU	CIVILIAN 15+ YEARS - WORKERS WHO WORKED
01735*			.	1 = 1 STRETCH	LESS THAN 50 WEEKS
01736*			.	2 = 2	NUMBER OF STRETCHES LOOKING FOR WORK
01737*			.	3 = 3+	
01738*I45.	145	1	(0,7)		
01739*			.		
01740*			.		
01741*			.		
01742*			.		
01743*			.		
01744*			.		
01745*			.		
01746*			.		
01747*			.		
01748*			.		
01749*			.		
01750*			.		
01751*			.		
01752*I47.	146	1	(0,2)		
01753*			.		
01754*			.		
01755*			.		
01756*			.		
01757*			.		
01758*I48.	147	2	(00,52)		
01759*			.		
01760*			.		
01761*			.		
01762*			.		
01763*I49.	149	1	(0,4)		
01764*			.		
01765*			.		
01766*			.		
01767*			.		
01768*			.		
01769*			.		
01770*			.		
01771*			.		

WHAT DOING MOST OF REMAINING WEEKS LAST YEAR
 0 = NIU
 1 = ILL OR DISABLED
 2 = TAKING CARE OF HOME/ FAMILY
 3 = GOING TO SCHOOL
 4 = NOT USED BEGINNING 1984
 5 = RETIRED
 6 = NO WORK AVAILABLE
 7 = OTHER

CIVILIAN 15+ YEARS - WORKERS WITH 35 HOURS
 IN ITEM I38
 ANY PART TIME WORK
 0 = NIU
 1 = YES, WORKED SOME PART TIME
 2 = NO

CIVILIAN 15+ YEARS - WORKERS WITH 35 HOURS
 IN ITEM I38 OR YES IN ITEM I47
 WEEKS WORKED PART TIME
 00 = NIU
 01-52 = WEEKS

CIVILIAN 15+ YEARS - WORKERS WITH 35 HOURS
 IN ITEM I38 OR YES IN ITEM I47
 REASON WORKED PART TIME
 0 = NIU
 1 = COULD ONLY FIND PART TIME
 2 = WANTED OR COULD ONLY WORK PART TIME
 3 = SLACK WORK OR MATERIAL SHORTAGE
 4 = OTHER

74

072

01772*	I50CW.	150	1	(0,7)		
01773*						
01774*						
01775*						
01776*						
01777*						
01778*						
01779*						
01780*						
01781*						
01782*						
					0 = NIU	
					1 = PRIVATE	
					2 = FEDERAL GOVT	
					3 = STATE GOVT	
					4 = LOCAL GOVT	
					5 = SE - INCORPORATED	
					6 = SELF-EMPLOYED OR FARM	
					7 = WITHOUT PAY	
01783*	I50IND.	151	3	(000,991)		
01784*						
01785*						
01786*						
					000 = NIU	
					001-991 = INDUSTRY CODE	
						CIVILIAN 15+ YEARS - WORKERS LONGEST JOB HELD LAST YEAR
01787*	I50OCC.	154	3	(000,905)		
01788*						
01789*						
01790*						
					000 = NIU	
					001-905 = OCCUPATION CODE	
						CIVILIAN 15+ YEARS - WORKERS LONGEST JOB HELD LAST YEAR
01791*	I51AWS.	157	1	(0,2)		
01792*						
01793*						
01794*						
01795*						
					0 = NIU	
					1 = YES	
					2 = NO	
						PERSONS 15+ YEARS YEARS WAGE AND SALARY RECIPIENCY
01796*	I51BSE.	158	1	(0,2)		
01797*						
01798*						
01799*						
01800*						
					0 = NIU	
					1 = YES	
					2 = NO	
						PERSONS 15+ YEARS YEARS SELF-EMPLOYMENT RECIPIENCY
01801*	I51CFR.	159	1	(0,2)		
01802*						
01803*						
01804*						
01805*						
					0 = NIU	
					1 = YES	
					2 = NO	
						PERSONS 15+ YEARS FARM INCOME RECIPIENCY
01806*	I52ASS.	160	1	(0,2)		
01807*						
01808*						
01809*						
01810*						
					0 = NIU	
					1 = YES	
					2 = NO	
						PERSONS 15+ YEARS SOCIAL SECURITY RECIPIENCY
01811*	I52ARR.	161	1	(0,2)		
01812*						
01813*						
01814*						
01815*						
					0 = NIU	
					1 = YES	
					2 = NO	
						PERSONS 15+ YEARS RAILROAD RETIREMENT RECIPIENCY
01816*	I52BUS.	162	1	(0,2)		
01817*						
01818*						
01819*						
01820*						
					0 = NIU	
					1 = YES	
					2 = NO	
						PERSONS 15+ YEARS US GOVT RECIPIENCY

75

07

01821*I52BSL.	163	1	(0,2)		
01822*				0 = NIU	PERSONS 15+ YEARS
01823*				1 = YES	STATE/LOCAL GOVT RECIPIENCY
01824*				2 = NO	
01825*					
01826*I53AADC.	164	1	(0,2)		
01827*				0 = NIU	PERSONS 15+ YEARS
01828*				1 = YES	AID TO DEPENDENT CHILDREN RECIPIENCY
01829*				2 = NO	
01830*					
01831*I53AOTH.	165	1	(0,2)		
01832*				0 = NIU	PERSONS 15+ YEARS
01833*				1 = YES	OTHER PUBLIC ASSISTANCE RECIPIENCY
01834*				2 = NO	
01835*					
01836*I53BINT.	166	1	(0,2)		
01837*				0 = NIU	PERSONS 15+ YEARS
01838*				1 = YES	INTEREST RECIPIENCY
01839*				2 = NO	
01840*					
01841*I53CDIV.	167	1	(0,2)		
01842*				0 = NIU	PERSONS 15+ YEARS
01843*				1 = YES	DIVIDENDS RECIPIENCY
01844*				2 = NO	
01845*					
01846*I53CRENT.	168	1	(0,2)		
01847*				0 = NIU	PERSONS 15+ YEARS
01848*				1 = YES	RENTAL/ROYALTIES RECIPIENCY
01849*				2 = NO	
01850*					
01851*I53CEST.	169	1	(0,2)		
01852*				0 = NIU	PERSONS 15+ YEARS
01853*				1 = YES	ESTATES/TRUSTS RECIPIENCY
01854*				2 = NO	
01855*					
01856*I53DVP.	170	1	(0,2)		
01857*				0 = NIU	PERSONS 15+ YEARS
01858*				1 = YES	VETERANS PAYMENTS RECIPIENCY
01859*				2 = NO	
01860*					
01861*I53DUC.	171	1	(0,2)		
01862*				0 = NIU	PERSONS 15+ YEARS
01863*				1 = YES	UNEMPLOYMENT COMPENSATION RECIPIENCY
01864*				2 = NO	
01865*					
01866*I53DWC.	172	1	(0,2)		
01867*				0 = NIU	PERSONS 15+ YEARS
01868*				1 = YES	WORKMANS COMPENSATION RECIPIENCY
01869*				2 = NO	
01870*					

COUNT	ITEM NAME	POSITION	LENGTH	VALID RANGE(MIN,MAX) & DESCRIPTION	DATE	PAGE	41
01871*	I53EPP.	173	1	(0,2)			
01872*				0 = NIU	PERSONS 15+ YEARS		
01873*				1 = YES	PRIVATE PENSIONS RECIPIENCY		
01874*				2 = NO			
01875*							
01876*	I53EMR.	174	1	(0,2)			
01877*				0 = NIU	PERSONS 15+ YEARS		
01878*				1 = YES	MILITARY RETIREMENT RECIPIENCY		
01879*				2 = NO			
01880*							
01881*	I53EFG.	175	1	(0,2)			
01882*				0 = NIU	PERSONS 15+ YEARS		
01883*				1 = YES	FEDERAL GOVT PENSION RECIPIENCY		
01884*				2 = NO			
01885*							
01886*	I53ELG.	176	1	(0,2)			
01887*				0 = NIU	PERSONS 15+ YEARS		
01888*				1 = YES	STATE/LOCAL GOVT PENSION RECIPIENCY		
01889*				2 = NO			
01890*							
01891*	I53FAL.	177	1	(0,2)			
01892*				0 = NIU	PERSONS 15+ YEARS		
01893*				1 = YES	ALIMONY/CHILD SUPPORT RECIPIENCY		
01894*				2 = NO			
01895*							
01896*	I53FREG.	178	1	(0,2)			
01897*				0 = NIU	PERSONS 15+ YEARS		
01898*				1 = YES	OTHER REGULAR CONTRIBUTION RECIPIENCY		
01899*				2 = NO			
01900*							
01901*	I53FAE.	179	1	(0,2)			
01902*				0 = NIU	PERSONS 15+ YEARS		
01903*				1 = YES	ANYTHING ELSE RECIPIENCY		
01904*				2 = NO			
01905*							
01906*							
01907*							
01908*							
01909*							
01910*							
01911*							
01912*							
01913*	INC-WS-FLAG.	180	1	(0,3)			
01914*					PERSONS 15+ YEARS		
01915*					WAGE AND SALARY INCOME ALLOCATION FLAG		
01916*	INC-SE-FLAG.	181	1	(0,3)			
01917*					PERSONS 15+ YEARS		
01918*					NONFARM SELF EMPLOYMENT INCOME ALLOCATION FLAG		

INC-WS-FLAG THRU INC-CS-FLAG ARE FLAGS INDICATING INCOME ALLOCATION
 0 = NO ALLOCATION
 1 = INCOME AMOUNT ALLOCATED
 2 = RECIPIENCY TYPE ALLOCATED
 3 = INCOME AND RECIPIENCY TYPE ALLOCATED

77

077

01919*INC-FR-FLAG.	182	1	(0,3)		
01920*			.	PERSONS 15+ YEARS	
01921*			.	FARM SELF EMPLOYMENT INCOME ALLOCATION FLAG	
01922*INC-US-FLAG.	183	1	(0,3)		
01923*			.	PERSONS 15+ YEARS	
01924*			.	SOCIAL SECURITY INCOME ALLOCATION FLAG	
01925*INC-SP-FLAG.	184	1	(0,3)		
01926*			.	PERSONS 15+ YEARS	
01927*			.	SUPPLEMENTAL SECURITY INCOME ALLOCATION FLAG	
01928*INC-PA-FLAG.	185	1	(0,3)		
01929*			.	PERSONS 15+ YEARS	
01930*			.	PUBLIC ASSISTANCE INCOME ALLOCATION FLAG	
01931*INC-INT-FLAG.	186	1	(0,3)		
01932*			.	PERSONS 15+ YEARS	
01933*			.I	INTEREST INCOME ALLOCATION FLAG	
01934*INC-DIV-FLAG.	187	1	(0,3)		
01935*			.	PERSONS 15+ YEARS	
01936*			.	DIVIDENDS INCOME ALLOCATION FLAG	
01937*INC-VP-FLAG.	188	1	(0,3)		
01938*			.	PERSONS 15+ YEARS	
01939*			.	VETERANS PAYMENT INCOME ALLOCATION FLAG	
01940*INC-RET-FLAG.	189	1	(0,3)		
01941*			.	PERSONS 15+ YEARS	
01942*			.	RETIREMENT INCOME ALLOCATION FLAG	
01943*INC-CS-FLAG.	190	1	(0,3)		
01944*			.	PERSONS 15+ YEARS	
01945*			.	CHILD SUPPORT INCOME ALLOCATION FLAG	
01946*			.		
01947*			.		
01948*I51A.	191	5	(00000,99999)		
01949*			. 00000 = NIU/NONE	PERSONS 15+ YEARS	
01950*			. 00001-99999 = WAGE/SALARY DOLLAR AMOUNT		
01951*I51B.	196	6	(-9999,99999)		
01952*			.-9999 TO -0001 = SE LOSS DOLLAR AMOUNT	PERSONS 15+ YEARS	
01953*			. 00000 = NIU/NONE		
01954*			. 00001-99999 = SELF-EMPLOYMENT DOLLAR AMOUNT	PERSONS 15+ YEARS	
01955*I51C.	202	6	(-9999,99999)		
01956*			.-9999 TO -0001 = FARM LOSS DOLLAR AMOUNT		
01957*			. 00000 = NIU/NONE		
01958*			. 00001-99999 = FARM INCOME DOLLAR AMOUNT		
01959*I52A.	208	5	(0000,19999)		
01960*			. 0000 = NIU/NONE	PERSONS 15+ YEARS	
01961*			. 0001-19999 = SOCIAL SECURITY DOLLAR AMOUNT		
01962*I52B.	213	4	(0000,9999)		
01963*			. 0000 = NIU/NONE	PERSONS 15+ YEARS	
01964*			. 0001-9999 = SUPPLEMENTAL SECURITY DOLLAR AMOUNT		

78

078

01965*I53A. 01966* 01967*	217	5	(00000,99999) 00000 = NIU/NONE 00001-99999 = PUBLIC ASSISTANCE DOLLAR AMOUNT	PERSONS 15+ YEARS
01968*I53B. 01969* 01970*	222	5	(00000,99999) 00000 = NIU/NONE 00001-99999 = INTEREST DOLLAR AMOUNT	PERSONS 15+ YEARS
01971*I53C. 01972* 01973* 01974*	227	6	(-9999,99999) -9999 TO -0001 = RENT,ETC LOSS DOLLAR AMOUNT 00000 = NIU/NONE 00001-99999 = RENT,ETC DOLLAR AMOUNT	PERSONS 15+ YEARS
01975*I53D. 01976* 01977*	233	5	(00000,99999) 00000 = NIU/NONE 00001-99999 = DIVIDEND DOLLAR AMOUNT	PERSONS 15+ YEARS
01978*I53E. 01979* 01980*	238	5	(00000,99999) 00000 = NIU/NONE 00001-99999 = RETIREMENT DOLLAR AMOUNT	PERSONS 15+ YEARS
01981*I53F. 01982* 01983*	243	5	(00000,99999) 00000 = NIU/NONE 00001-99999 = ALIMONY AND CHILD SUPPORT DOLLAR AMOUNT	PERSONS 15+ YEARS
01984*P-INC-TOT. 01985* 01986* 01987*	248	7	(-N,N) -150000:-000001 = LOSS 0000000 = NIU/NONE 0000001-N = PERSONAL INCOME TOTAL	PERSONS 15+ YEARS
01988*P-INC-EARN. 01989* 01990* 01991*	255	7	(-N,N) -20000:-000001 = TOTAL EARNINGS LOSS 0000000 = NONE 0000001-N = TOTAL EARNINGS	PERSONS 15+ YEARS
01992*P-INC-OTH. 01993* 01994* 01995* 01996* 01997* 01998* 01999* 02000* 02001* 02002*	262	7	(-N,N) -N:-000001 = TOTAL OTHER INCOME LOSS 0000000 = NONE 0000001-N = TOTAL OTHER INCOME FLAG-51A THRU FLAG-PIN-OTH ARE FLAGS INDICATING INCOME SUPPRESSION THE MAXIMUM AMOUNT THAT MAY BE SHOWN IS INDICATED IN THE RANGE OF EACH ITEM. ANY AMOUNT EXCEEDING THE MAXIMUM HAS BEEN RECODED TO THE MAXIMUM PERSONS 15+ YEARS 0 = NOT SUPPRESSED 1 = SUPPRESSED VALUE	PERSONS 15+ YEARS
02003*FLAG-51A. 02004*	269	1	(0,1)	WAGE AND SALARY INCOME SUPPRESSION FLAG
02005*FLAG-51B. 02006*	270	1	(0,1)	NONFARM SELF EMPLOYMENT INCOME SUPPRESSION FLAG
02007*FLAG-51C. 02008*	271	1	(0,1)	FARM SELF EMPLOYMENT INCOME SUPPRESSION FLAG
02009*FLAG-52A. 02010*	272	1	(0,1)	SOCIAL SECURITY INCOME SUPPRESSION FLAG

79

079

COUNT	ITEM NAME	POSITION	LENGTH	VALID RANGE (MIN,MAX) & DESCRIPTION
02011*	FLAG-52B.	273	1	(0,1) SUPPLEMENTAL SECURITY INCOME SUPPRESSION FLAG
02012*				
02013*	FLAG-53A.	274	1	(0,1) PUBLIC ASSISTANCE INCOME SUPPRESSION FLAG
02014*				
02015*	FLAG-53B.	275	1	(0,1) INTEREST INCOME SUPPRESSION FLAG
02016*				
02017*	FLAG-53C.	276	1	(0,1) DIVIDENDS INCOME SUPPRESSION FLAG
02018*				
02019*	FLAG-53D.	277	1	(0,1) VETERANS PAYMENT INCOME SUPPRESSION FLAG
02020*				
02021*	FLAG-53E.	278	1	(0,1) RETIREMENT INCOME SUPPRESSION FLAG
02022*				
02023*	FLAG-53F.	279	1	(0,1) CHILD SUPPORT INCOME SUPPRESSION FLAG
02024*				
02025*	FLAG-PIN-TOT.	280	1	(0,1) TOTAL PERSONS INCOME SUPPRESSION FLAG
02026*				
02027*	FLAG-PIN-ERN.	281	1	(0,1) TOTAL PERSONS EARNINGS SUPPRESSION FLAG
02028*				
02029*	FLAG-PIN-OTH.	282	1	(0,1) TOTAL PERSONS OTHER THAN EARNINGS SUPPRESSION FLAG
02030*				
02031*				CHARACTER POSITIONS 288-293 ARE PADDING
02032*	P-LOW-INC.	289	6	(0,N) 0 = NIU PERSONS 65+ YEARS 1-N = DOLLAR AMOUNT LOW INCOME CUTOFF
02033*				
02034*				
02035*				
02036*				
02037*				
02038*	R-BEMPST.	295	1	(0,6) 0 = NIU CIVILIAN LABOR FORCE 14+ YEARS 1 = FULL TIME EMPLOYED 2 = PART TIME 3 = UNEMPLOYED 4 = EXPERIENCED 5 = NOT EXPERIENCED 6 = ARMED FORCES 6 = NOT IN LABOR FORCE
02039*				
02040*				
02041*				
02042*				
02043*				
02044*				
02045*				
02046*				
02047*				
02048*	R-EMPSTA.	296	1	(0,4) 0 = NIU CIVILIAN LABOR FORCE 14+ YEARS 1 = NOT IN LABOR FORCE 2 = UNEMPLOYED 3 = NONAGRICULTURAL EMPLOYMENT 4 = AGRICULTURAL EMPLOYMENT
02049*				
02050*				
02051*				
02052*				
02053*				

80

080

COUNT	ITEM NAME	POSITION	LENGTH	VALID RANGE(MIN,MAX) & DESCRIPTION
02054*	R-HHDFMS.	297	2	(00,34)
02055*				ALL PERSONS
02056*				IN HOUSEHOLD:
02057*				IN FAMILY:
02058*				01 = HOUSEHOLDER
02059*				02 = SPOUSE OF HOUSEHOLDER
02060*				CHILD OF HOUSEHOLDER:
02061*				UNDER 18, SINGLE (NEVER MARRIED)
02062*				03 = REFERENCE ON OF RELATED SUBFAMILY
02063*				04 = NOT IN A RELATED SUBFAMILY
02064*				UNDER 18, EVER-MARRIED:
02065*				05 = REFERENCE ON OF RELATED SUBFAMILY
02066*				06 = SPOUSE OF RELATED SUBFAMILY
02067*				07 = NOT IN A RELATED SUBFAMILY
02068*				18 YEARS AND OVER, SINGLE (NEVER MARRIED)
02069*				08 = REFERENCE ON OF RELATED SUBFAMILY
02070*				09 = NOT IN A RELATED SUBFAMILY
02071*				18 YEARS AND OVER, EVER-MARRIED:
02072*				10 = REFERENCE ON OF RELATED SUBFAMILY
02073*				11 = SPOUSE OF RELATED SUBFAMILY
02074*				12 = NOT IN A RELATED SUBFAMILY
02075*				GRANDCHILD UNDER 18, SINGLE (NEVER MARRIED) OF
02076*				PRIMARY FAMILY
02077*				13 = REFERENCE ON
02078*				OTHER RELATIVE OF FAMILY HEAD:
02079*				UNDER 18, SINGLE (NEVER MARRIED):
02080*				14 = REFERENCE ON OF RELATED SUBFAMILY
02081*				15 = CHILD OF RELATED SUBFAMILY REFERENCE ON
02082*				16 = NOT IN A RELATED SUBFAMILY
02083*				UNDER 18, EVER-MARRIED:
02084*				17 = REFERENCE ON OF RELATED SUBFAMILY
02085*				18 = SPOUSE OF RELATED SUBFAMILY REFERENCE ON
02086*				19 = NOT IN A RELATED SUBFAMILY
02087*				18 YEARS AND OVER, SINGLE (NEVER MARRIED):
02088*				20 = REFERENCE ON OF A RELATED SUBFAMILY
02089*				21 = NOT IN A RELATED SUBFAMILY
02090*				18 YEARS AND OVER, EVER-MARRIED:
02091*				22 = REFERENCE ON OF A RELATED SUBFAMILY
02092*				23 = SPOUSE OF A RELATED SUBFAMILY REFERENCE ON
02093*				24 = NOT IN A RELATED SUBFAMILY
02094*				IN UNRELATED SUBFAMILY:
02095*				25 = REFERENCE ON OF UNRELATED SUBFAMILY
02096*				26 = SPOUSE OF UNRELATED SUBFAMILY REFERENCE ON
02097*				CHILD UNDER 18, SINGLE (NEVER MARRIED) OF UNRELATED SUBFAMI
02098*				27 = REFERENCE ON
02099*				OTHER RELATIVE OF UNRELATED SUBFAMILY REF :
02100*				28 = UNDER 18 YEARS, SINGLE (NEVER MARRIED)
02101*				29 = UNDER 18 YEARS, EVER-MARRIED
02102*				30 = 18 YEARS AND OVER, SINGLE (NEVER MARRIED)
02103*				31 = 18 YEARS AND OVER, EVER-MARRIED
02104*				NOT IN A FAMILY:
02105*				32 = NONFAMILY HOUSEHOLDER
02106*				33 = UNRELATED INDIVIDUAL
02107*				34 = IN GROUP QUARTERS WHOSE ENTRIES : UNRELATED INDIVIDUALS
02108*				

81

081

02109*R-HHDREL. 299 1 (1,8)
 02110*
 02111*
 02112*
 02113*
 02114*
 02115*
 02116*
 02117*
 02118*
 02119*
 02120*
 02121*

ALL PERSONS
 HOUSEHOLD RELATIONSHIP:
 1 = HOUSEHOLDER
 2 = SPOUSE OF HHLDR
 CHILD OF HHLDR
 3 = UNDER 18 YEARS, SINGLE (NEVER MARRIED)
 4 = UNDER 18 YEARS, EVER-MARRIED
 5 = 18 YEARS AND OVER
 6 = OTHER RELATIVE OF HHLDR
 7 = NONRELATIVE OF HHLDR
 IN GROUP QUARTERS WHOSE ENTRIES
 8 = UNRELATED INDIVIDUALS

02122*R-FAMREL. 300 2 (01,11)
 02123*
 02124*
 02125*
 02126*
 02127*
 02128*
 02129*
 02130*
 02131*
 02132*
 02133*
 02134*
 02135*
 02136*
 02137*
 02138*
 02139*
 02140*

ALL PERSONS
 RELATIONSHIP RECODE
 01 = HHLDR OR REF OF FAMILY
 02 = SPOUSE OF HHLDR OR REF
 CHILD OF HHLDR OR REF
 03 = UNDER 18 YEARS, SINGLE (NEVER MARRIED)
 04 = UNDER 18 YEARS, EVER-MARRIED
 05 = 18 YEARS AND OVER
 06 = GRANDCHILD OF HHLDR (SINGLE CHILD UNDER 18 OF UNREL SUBF
 HHLDR OR REF)
 OTHER RELATIVE OR FAMILY HHLDR OF REF
 07 = UNDER 18 YEARS, SINGLE (NEVER MARRIED)
 08 = UNDER 18 YEARS, EVER-MARRIED
 09 = 18 YEARS AND OVER
 NOT IN A FAMILY:
 10 = NONFAMILY HOUSEHOLDER
 11 = UNRELATED INDIVIDUAL

02141*R-FAMST. 302 1 (1,7)
 02142*
 02143*
 02144*
 02145*
 02146*
 02147*
 02148*
 02149*
 02150*
 02151*
 02152*

ALL PERSONS
 FAMILY STATUS OF FAMILIES AND UNRELATED INDIVIDUALS
 1 = HHLDR OR REFERENCE ON
 2 = SPOUSE
 RELATED CHILDREN UNDER 18
 3 = UNDER 6 YEARS
 4 = 6 TO 17 YEARS
 5 = OTHER FAMILY MEMBER
 NOT IN FAMILIES
 6 = MALE
 7 = FEMALE

02153*R-PARENT. 303 1 (0,4)
 02154*
 02155*
 02156*
 02157*
 02158*
 02159*
 02160*

FAMILY MEMBERS WHOSE ENTRIES UNDER 18 (EXCLUDES HEAD AND WIFE IF UNDER 18)
 0 = NIU
 PRESENCE OF PARENTS
 1 = BOTH PARENTS PRESENT
 2 = MOTHER ONLY PRESENT
 3 = FATHER ONLY PRESENT
 4 = NEITHER PARENT PRESENT

82

082

02161*R-AGE1. 304 2 (00,17)
 02162*
 02163*
 02164*
 02165*
 02166*
 02167*
 02168*
 02169*
 02170*
 02171*
 02172*
 02173*
 02174*
 02175*
 02176*
 02177*
 02178*
 02179*
 02180*

00 = NIU
 01 = 14 AND 15 YEARS
 02 = 16 AND 17 YEARS
 03 = 18 AND 19 YEARS
 04 = 20 AND 21 YEARS
 05 = 22 TO 24 YEARS
 06 = 25 TO 29 YEARS
 07 = 30 TO 34 YEARS
 08 = 35 TO 39 YEARS
 09 = 40 TO 44 YEARS
 10 = 45 TO 49 YEARS
 11 = 50 TO 54 YEARS
 12 = 55 TO 59 YEARS
 13 = 60 TO 61 YEARS
 14 = 62 TO 64 YEARS
 15 = 65 TO 69 YEARS
 16 = 70 TO 74 YEARS
 17 = 75 YEARS AND OVER

PERSONS 14+ YEARS

02181*R-AGE4. 306 1 (1,3)
 02182*
 02183*
 02184*
 02185*
 02186*

AGE RECODE
 1 = UNDER 18 YEARS
 2 = 18 TO 64 YEARS
 3 = 65 YEARS AND OVER

ALL PERSONS

02187*R-WEXP. 307 2 (00,13)
 02188*
 02189*
 02190*
 02191*
 02192*
 02193*
 02194*
 02195*
 02196*
 02197*
 02198*
 02199*
 02200*
 02201*
 02202*
 02203*
 02204*

CIVILIAN 15+ YEAR OLDS WORK EXPERIENCE - FULL/PART TIME
 00 = NIU
 WORKED FULL TIME
 01 = 50 TO 52 WEEKS
 02 = 48 TO 49 WEEKS
 03 = 40 TO 47 WEEKS
 04 = 27 TO 39 WEEKS
 05 = 14 TO 26 WEEKS
 06 = 13 WEEKS OR LESS
 WORKED PART TIME
 07 = 50 TO 52 WEEKS
 08 = 48 TO 49 WEEKS
 09 = 40 TO 47 WEEKS
 10 = 27 TO 39 WEEKS
 11 = 14 TO 26 WEEKS
 12 = 13 WEEKS OR LESS
 13 = NONWORKER

02205*R-NEWKRS. 309 1 (0,5)
 02206*
 02207*
 02208*
 02209*
 02210*
 02211*
 02212*
 02213*
 02214*

CIVILIAN 15+ YEARS OLDS WORK EXPERIENCE - WEEKS WORKED
 0 = NIU
 FULL YEAR WORKER
 1 = FULL TIME
 2 = PART TIME
 PART YEAR WORKER
 3 = FULL TIME
 4 = PART TIME
 5 = NONWORKER

83

083

02215*R-WELKNW. 310 1 (0,7)
 02216* .
 02217* .
 02218* .
 02219* .
 02220* .
 02221* .
 02222* .
 02223* .
 02224* .

CIVILIAN 15+ YEARS WORK EXPERIENCE WEEKS LOOKING - NONWORKERS WHOS
 0 = NIU
 1 = NONE (NOT LOOKING FOR WORK)
 2 = 1 TO 4 WEEKS LOOKING
 3 = 5 TO 14 WEEKS LOOKING
 4 = 15 TO 26 WEEKS LOOKING
 5 = 27 TO 39 WEEKS LOOKING
 6 = 40 OR MORE WEEKS LOOKING
 7 = WORKERS WHOSE ENTRIES

02225*R-WEUEMP. 311 1 (0,9)
 02226* .
 02227* .
 02228* .
 02229* .
 02230* .
 02231* .
 02232* .
 02233* .
 02234* .
 02235* .
 02236* .
 02237* .

CIVILIAN 15+ YEARS WORK EXPERIENCE - PART YEAR WORKER WEEKS
 LOOKING
 0 = NIU
 1 = NONE
 2 = 1 TO 4 WEEKS
 3 = 5 TO 10 WEEKS
 4 = 11 TO 14 WEEKS
 5 = 15 TO 26 WEEKS
 6 = 27 TO 39 WEEKS
 7 = 40 OR MORE WEEKS
 8 = FULL YEAR WORKER
 9 = NONWORKER

02238*R-PYRSN. 312 1 (0,9)
 02239* .
 02240* .
 02241* .
 02242* .
 02243* .
 02244* .
 02245* .
 02246* .
 02247* .
 02248* .
 02249* .
 02250* .

CIVILIAN 15+ YEARS WORK EXPERIENCE - PART YEAR
 WORKER REASON FOR NOT WORKING
 0 = NIU
 1 = UNEMPLOYED
 2 = ILL OR DISABLED
 3 = KEEPING HOUSE
 4 = GOING TO SCHOOL
 5 = ARMED FORCES
 6 = RETIRED
 7 = OTHER
 8 = FULL YEAR WORKER
 9 = NEVER WORKED

02251*R-EARNER. 313 1 (0,2)
 02252* .
 02253* .
 02254* .
 02255* .
 02256* .

CIVILIAN 15+ YEARS WORK EXPERIENCE - EARNER STATUS
 0 = NIU
 1 = EARNER
 2 = NONEARNER

02257*R-CLWK. 314 1 (0,5)
 02258* .
 02259* .
 02260* .
 02261* .
 02262* .
 02263* .
 02264* .

CIVILIAN 15+ YEARS LONGEST JOB CLASS OF WORKER (RECODE)
 0 = NIU
 1 = PRIVATE
 2 = GOVERNMENT
 3 = SELF-EMPLOYED
 4 = WITHOUT PAY
 5 = NEVER WORKED

02265*R-WECLW. 315 1 (0,9)
 02266*
 02267*
 02268*
 02269*
 02270*
 02271*
 02272*
 02273*
 02274*
 02275*
 02276*
 02277*
 02278*

CIVILIAN 15+ YEARS LONGEST JOB CLASS OF WORKER
 0 = NIU
 1 = AGRICULTURE
 2 = WAGE AND SALARY
 3 = SELF-EMPLOYED
 4 = UNPAID
 5 = NONAGRICULTURE
 6 = PRIVATE HOUSEHOLD
 7 = OTHER PRIVATE
 8 = GOVERNMENT
 9 = SELF-EMPLOYED
 10 = UNPAID
 11 = NEVER WORKED

02279*R-WEIND. 316 2 (00,15)
 02280*
 02281*
 02282*
 02283*
 02284*
 02285*
 02286*
 02287*
 02288*
 02289*
 02290*
 02291*
 02292*
 02293*
 02294*
 02295*
 02296*
 02297*
 02298*
 02299*

CIVILIAN 15+ INDUSTRY OF LONGEST JOB BY MAJOR INDUSTRY GROUPS
 00 = NIU
 01 = AGRICULTURE, FORESTRY, AND FISHERIES
 02 = MINING
 03 = CONSTRUCTION
 04 = MANUFACTURING
 05 = DURABLE GOODS
 06 = NONDURABLE GOODS
 07 = TRANSPORTATION, COMMUNICATIONS & PUBLIC UTILITIES
 08 = WHOLESALE AND RETAIL TRADE
 09 = WHOLESALE TRADE
 10 = RETAIL TRADE
 11 = FINANCE, INSURANCE, AND REAL ESTATE
 12 = BUSINESS AND REPAIR SERVICES
 13 = PERSONAL SERVICES
 14 = PERSONAL SERVICES, INCLUDING PRIVATE HOUSEHOLDS
 15 = ENTERTAINMENT AND RECREATION SERVICES
 16 = PROFESSIONAL AND RELATED SERVICES
 17 = PUBLIC ADMINISTRATION
 18 = NEVER WORKED

85

085

COUNT	ITEM NAME	POSITION	LENGTH	VALID RANGE (MIN,MAX) & DESCRIPTION
02300*	R-POCCU2.	318	2	(00,53)
02301*				CIVILIAN 15+ OCCUPATION OF LONGEST JOB BY DETAILED GROUPS
02302*				MANAGERIAL AND PROFESSIONAL SPECIALTY OCCUPATIONS
02303*				EXECUTIVE, ADMINISTRATIVE, AND MANAGERIAL OCCUPATIONS
02304*				1 OFFICIALS AND ADMINISTRATORS, PUBLIC ADMINISTRATION
02305*				2 MANAGERS WHOSE ENTRIES AND ADMINISTRATORS EXCEPT PUBLIC ADMINISTRATI
02306*				3 SALARIED
02307*				4 SELF-EMPLOYED
02308*				5 MANAGEMENT RELATED OCCUPATIONS
02309*				6 ACCOUNTANTS AND AUDITORS
02310*				PROFESSIONAL SPECIALTY OCCUPATIONS
02311*				7 ENGINEERS WHOSE ENTRIES , ARCHITECTS, AND SURVEYORS
02312*				8 ENGINEERS WHOSE ENTRIES
02313*				9 NATURAL SCIENTISTS AND MATHEMATICIANS
02314*				10 COMPUTER SYSTEMS ANALYSTS AND SCIENTTISTS
02315*				11 HEALTH DIAGNOSING OCCUPATIONS
02316*				12 PHYSICIANS AND DENTISTS
02317*				13 HEALTH ASSESSMENT AND TREATING OCCUPATIONS
02318*				14 TEACHERS WHOSE ENTRIES , LIBRARIANS, AND COUNSELORS
02319*				15 TEACHERS WHOSE ENTRIES , EXCEPT POSTSECONDARY
02320*				16 OTHER PROFESSIONAL SPECIALTY OCCUPATIONS
02321*				TECHNICAL, SALES, AND ADMINISTRATVIE SUPPORT OCCUPATIONS
02322*				17 HEALTH TECHNOLOGISTS AND TECHNICIANS
02323*				18 ENGINEERING AND SCIENCE TECHNICIANS
02324*				19 TECHNICIANS, EXCPET HEALTH, ENGINEERING, AND SCIENCE
02325*				SALES OCCUPATIONS
02326*				20 SUPERVISORS AND PROPRIETORS, SALES OCCUPATIONS
02327*				21 SALES REPRESENTATVIES, COMMODITIES AND FINANCE
02328*				22 OTHER SALES OCCUPATIONS
02329*				ADMINISTRATIVE SUPPORT OCCUPATIONS, INCLUDING CLERICAL
02330*				23 COMPUTER EQUIPMENT OPERATORS
02331*				24 SECRETARIES, STENOGRAPHERS WHOSE ENTRIES , AND TYPISTS
02332*				25 FINANCIAL RECORDS PROCESSING OCCUPATIONS
02333*				26 OTHER ADMINISTRATVIE SUPPORT OCCUPATIONS,INCLUDING CLERICAL
02334*				SERVIE OCCUPATIONS
02335*				27 PRIVATE HOUSEHOLD OCCUPATIONS
02336*				28 PROTECTIVE SERVICE OCCUPATIONS
02337*				SERVICE OCCUPATIONS, EXCEPT PROTECTIVE AND HOUSEHOLD
02338*				29 FOOD SERVICES OCCUPATIONS
02339*				30 HEALTH SERVICE OCCUPATIONS
02340*				31 CLEANING AND BUILDING SERVICE OCCUPATIONS
02341*				32 PERSONAL SERVICE OCCUPATIONS
02342*				FARMING, FORESTRY, AND FISHING OCCUPATIONS
02343*				33 FARM OPERATORS AND MANAGERS WHOSE ENTRIES
02344*				34 FARM OCCUPATIONS, EXCEPT MANAGERIAL
02345*				35 RELATED AGRICULTURAL OCCUPATIONS
02346*				36 FORESTRY AND FISING OCCUPATIONS
02347*				PRECISION PRODUCTION, CRAFT, AND REPAIR OCCUPATIONS
02348*				37 MECHANICS AND REAPIRERS WHOSE ENTRIES
02349*				38 CONSTRUCTION TRADES AND EXTRACTIVE OCCUPATIONS
02350*				39 CARPENTERS WHOSE ENTRIES
02351*				PRECISION PRODCUTION OCCUPATIONS
02352*				40 SUPERVISORS, PRODUCTION OCCUPATIONS
02353*				41 PRECISION METAL WORKING OCCUPATIONS
02354*				42 OTHER PRECISION PRODUCTION OCCUPATIONS
02355*				OPERATORS, FABRICATORS, AND LABORERS WHOSE ENTRIES
02356*				MACHINE OPERATORS, ASSEMBLERS WHOSE ENTRIES , AND INSPECTORS
02357*				43 MACHINE OPERATORS AND TENDERS WHOSE ENTRIES , EXCEPT PRECISION
02358*				44 FABRICATORS, ASSEMBLERS WHOSE ENTRIES AND HAND WORKING OCCUPATION

02359*				45	PRODUCTION INSPECTORS, TESTERS WHOSE ENTRIES , SAMPLERS, AND WEIGH
02360*				46	TRANSPORTATION OCCUPATIONS
02361*				47	MATERIAL MOVING EQUIPMENT OPERATORS
02362*					HANDLERS WHOSE ENTRIES , EQUIPMENT CLEANERS, HELPERS AND LABORERS
02363*				48	CONSTRUCTION LABORERS WHOSE ENTRIES
02364*				49	FREIGHT, STOOCK AND MATERIAL HANDLERS WHOSE ENTRIES
02365*				50	OTHER SPECIFIED HANDLERS WHOSE ENTRIES , EQUIPMENT CLEANERS AND HE
02366*				51	LABORERS WHOSE ENTRIES , EXCEPT CONSTRUCTION
02367*				52	ARMED FORCES - CURRENTLY CIVILIAN
02368*				53	= NEVER WORKED
02369*					
02370*					

02371*R-WEMOCC. 320 2 (00,15)

02372*					CIVILIAN 15+ OCCUPATION OF LONGEST JOB BY MAJOR GROUPS
02373*				00	= NIU
02374*					MANAGERAIL AND PROFESSIONAL SPECIALTY OCCUPATIONS
02375*				01	EXECUTIVE, ADMINISTRATIVE, AND MANAGERIAL OCCUPATIONS
02376*				02	PROFESSIONAL SPECIALTY OCCUPATIONS
02377*					TECHNICAL, SALES, AND ADMINISTRATIVE SUPPORT OCCUPATIONS
02378*				03	TECHNICIANS AND RELATED SUPPORT OCCUPATIONS
02379*				04	SALES OCCUPATIONS
02380*				05	ADMINISTRATIVE SUPPORT OCCUPATIONS, INCLUDING CLERICAL
02381*					SERVICE OCCUPATIONS
02382*				06	PRIVATE HOUSEHOLD OCCUPATIONS
02383*				07	PROTECTIVE SERVICE OCCUPATIONS
02384*				08	SERVICE OCCUPATIONS, EXCEPT HOUSEHOLD AND PROTECTIVE
02385*				09	FARMING, FORESTRY, AND FISHING OCCUPATIONS
02386*				10	PRECISION PRODUCTION, CRAFT, AND REPAIR OCCUPATIONS
02387*					OPERATORS, FABRICATORS, AND LABORERS WHOSE ENTRIES
02388*				11	MACHINE OPERATORS, ASSEMBLERS WHOSE ENTRIES , AND INSPECTORS
02389*				12	TRANSPORTATION AND MATERIAL MOVING OCCUPATIONS
02390*				13	HANDLERS WHOSE ENTRIES , EQUIPMENT CLEANERS, HELPERS, AND LABORER
02391*				14	ARMED FORCES - CURRENTLY CIVILIAN
02392*				15	NEVER WORKED

87

087

COUNT	ITEM NAME	POSITION	LENGTH	VALID RANGE(MIN,MAX) & DESCRIPTION	DATE	PAGE
02393*	R-WEIND.	322	2	(00,47)		
02394*						
02395*						
02396*				00 = NIU		
02397*				01 AGRICULTURE		010-021
02398*				02 MINING		040-050
02399*				03 CONSTRUCTION		060
02400*				MANUFACTURING		
02401*				DURABLE GOODS		
02402*				04 LUMBER AND WOOD PRODUCTS, EXCEPT FURNITURE		230-241
02403*				05 FURNITURE AND FIXTURES		242
02404*				06 STONE, CLAY, GLASS, CONCRETE PRODUCTS		250-262
02405*				METAL INDUSTRIES		
02406*				07 PRIMARY METALS		270-280
02407*				08 FABRICATED METALS		281-300
02408*				09 NOT SPECIFIED METAL INDUSTRIES		301
02409*				10 MACHINERY, EXCEPT ELECTRICAL		310-332
02410*				11 ELECTRICAL MACHINERY, EQUIPMENT, SUPPLIES		340-350
02411*				TRANSPORTATION EQUIPMENT		
02412*				12 MOTOR VEHICLES AND EQUIPMENT		351
02413*				OTHER TRANSPORTATION EQUIPMENT		
02414*				13 AIRCRAFT AND PARTS		352
02415*				14 OTHER TRANSPORTATION EQUIPMENT		360-370
02416*				15 PROFESSIONAL AND PHOTO EQUIPMENT, WATCHES		371-382
02417*				16 TOYS, AMUSEMENTS, AND SPORTING GOODS		390
02418*				17 MISCELLANEOUS AND NOT SPECIFIED MANUFACT. INDUSTRY		391-392
02419*				NONDURABLE GOODS		
02420*				18 FOOD AND KINDRED PRODUCTS		100-122
02421*				19 TOBACCO MANUFACTURES		130
02422*				20 TEXTILE MILL PRODUCTS		132-150
02423*				21 APPAREL AND OTHER FINISHED TEXTILE PRODUCTS		151-152
02424*				22 PAPER AND ALLIED PRODUCTS		160-162
02425*				23 PRINTING, PUBLISHING, AND ALLIED INDUSTRY		171-172
02426*				24 CHEMICALS AND ALLIED PRODUCTS		180-192
02427*				25 PETROLEUM AND COAL PRODUCTS		200-201
02428*				26 RUBBER AND MISCELLANEOUS PLASTICS PRODUCTS		210-212
02429*				27 LEATHER AND LEATHER PRODUCTS		220-222
02430*				TRANSPORTATION, COMMUNICATIONS, AND OTHER PUBLIC UTILIT		
02431*				28 TRANSPORTATION		400-432
02432*				COMMUNICATION AND OTHER PUBLIC UTILITIES		
02433*				29 COMMUNICATION		440-442
02434*				30 UTILITIES AND SANITARY SERVICES		460-472
02435*				WHOLESALE AND RETAIL TRADE		
02436*				31 WHOLESALE TRADE		500-571
02437*				32 RETAIL TRADE		580-691
02438*				FINANCE, INSURANCE, AND REAL ESTATE		
02439*				33 BANKING AND OTHER FINANCE		700-710
02440*				34 INSURANCE AND REAL ESTATE		711-712
02441*				SERVICE		
02442*				35 PRIVATE HOUSEHOLD		761
02443*				MISCELLANEOUS SERVICES		
02444*				BUSINESS AND REPAIR SERVICES		
02445*				36 BUSINESS SERVICES		721-742
02446*				37 REPAIR SERVICES		750-760
02447*				38 PERSONAL SERVICE EXCEPT PRIVATE HOUSEHOLD		762-791
02448*				39 ENTERTAINMENT AND RECREATION SERVICES		800-802
02449*				PROFESSIONAL AND RELATED SERVICES		
02450*				40 HOSPITALS		831
02451*				41 HEALTH SERVICES, EXCEPT HOSPITALS		812-830 832-840

88

088

02452*				42	EDUCATIONAL SERVICES	842-860
02453*				43	SOCIAL SERVICES	861-871
02454*				44	OTHER PROFESSIONAL SERVICES	841
02455*						872-892
02456*				45	FORESTRY AND FISHERIES	030-031
02457*				46	PUBLIC ADMINISTRATION	900-932
02458*				47	= NEVER WORKED	

02459***R-PINCOM.** 324 2 (00,28)

02460*					PERSONS 15+ YEARS TOTAL INCOME RECEIVED LAST YEAR BY
02461*					INCOME INTEVALS
02462*					00 = NIU
02463*					01 = NONE
02464*					02 = LOSS
02465*					03 \$1 TO 999
02466*					04 \$1000 TO 1999
02467*					05 \$2000 TO 2499
02468*					06 \$2500 TO 2999
02469*					07 \$3000 TO 3499
02470*					08 \$3500 TO 3999
02471*					09 \$4000 TO 4999
02472*					10 \$5000 TO 5999
02473*					11 \$6000 TO 6999
02474*					12 \$7000 TO 7499
02475*					13 \$7500 TO 7999
02476*					14 \$8000 TO 8499
02477*					15 \$8500 TO 8999
02478*					16 \$9000 TO 9999
02479*					17 \$10000 TO 12499
02480*					18 \$12500 TO 14999
02481*					19 \$15000 TO 17499
02482*					20 \$17500 TO 19999
02483*					21 \$20000 TO 24999
02484*					22 \$25000 TO 29999
02485*					23 \$30000 TO 34999
02486*					24 \$35000 TO 39999
02487*					25 \$40000 TO 49999
02488*					26 \$50000 TO 59999
02489*					27 \$60000 TO 74999
02490*					28 \$75000 AND OVER

89

089

02491***R**-PSINC1. 326 2 (00,28)
 02492* .
 02493* .
 02494* .
 02495* .
 02496* .
 02497* .
 02498* .
 02499* .
 02500* .
 02501* .
 02502* .
 02503* .
 02504* .
 02505* .
 02506* .
 02507* .
 02508* .
 02509* .
 02510* .
 02511* .
 02512* .
 02513* .
 02514* .
 02515* .
 02516* .
 02517* .
 02518* .
 02519* .
 02520* .
 02521* .
 02522* .
 02523* .
 02524* .
 02525* .
 02526* .
 02527* .
 02528* .
 02529* .
 02530* .
 02531* .

PERSONS 15+ YEARS SOURCE OF INCOME
 00 = NIU
 EARNINGS ONLY
 01 = WAGE OR SALARY ONLY
 SELF-EMPLOYMENT INCOME ONLY
 02 = NONFARM ONLY
 03 = FARM ONLY
 04 = NONFARM AND FARM
 05 = WAGE OR SALARY AND NONFARM SELF-EMPLOYMENT INCOME ONLY
 06 = WAGE OR SALARY AND FARM SELF-EMPLOYMENT INCOME ONLY
 07 = WAGE OR SALARY, NONFARM AND FARM INCOME ONLY
 EARNINGS AND INCOME OTHER THAN EARNINGS
 WAGE OR SALARY AND OTHER INCOME ONLY
 08 = WAGE OR SALARY AND PROPERTY INCOME ONLY
 09 = WAGE OR SALARY AND OTHER INCOME
 NONFARM SELF-EMPLOYMENT INCOME AND OTHER INCOME ONLY
 10 = NONFARM SELF-EMPLOYMENT INCOME AND PROPERTY INCOME ONLY
 11 = NONFARM SELF-EMPLOYMENT INCOME AND OTHER INCOME
 FARM SELF-EMPLOYMENT INCOME AND OTHER INCOME ONLY
 12 = FARM SELF-EMPLOYMENT INCOME AND PROPERTY INCOME ONLY
 13 = FARM SELF-EMPLOYMENT INCOME AND OTHER INCOME
 WAGE OR SALARY, SELF-EMPLOYMENT, AND OTHER INCOME
 14 = WAGE OR SALARY, NONFARM SELF-EMPLOYMENT AND OTHER INCOME ONL
 WAGE OR SALARY, NONFARM SELF-EMPLOYMENT & PROPERTY INCONLY
 15 = WAGE OR SLARY, NONFARM SELF-EMPLOYMENT & OTHER INC
 WAGE OR SALARY, FARM SELF-EMPLOYMENT, AND PROPERTY INC
 16 = WAGE OR SALARY, FARM SELF-EMPLOYMENT, AND & PROPERTY INC
 17 = WAGE OR SALARY, FARM SELF-EMPLOYMENT, & OTHER INC
 18 = OTHER COMBINATIONS
 OTHER INCOME ONLY
 19 = SOCIAL SECURITY
 20 = PUBLIC ASSISTANCE INCOME ONLY
 21 = PENSION INCOME ONLY
 22 = PENSION AND PROPERTY INCOME ONLY
 23 = SOCIAL SECURITY AND PUBLIC ASSISTANCE INCOME ONLY
 24 = SOCIAL SECURITY AND PROPERTY INCOME ONLY
 25 = SOCIAL SECURITY AND PENSION INCOME ONLY
 26 = SOCIAL SECURITY, PENSIONS, & PROPERTY INCOME ONLY
 27 = ALL OTHER COMBINATIONS
 28 = NO INCOME

02532***R**-GENMOB. 328 1 (1,9)
 02533* .
 02534* .
 02535* .
 02536* .
 02537* .
 02538* .
 02539* .
 02540* .
 02541* .
 02542* .
 02543* .
 02544* .
 02545* .

MIGRATION
 1 = NONMOVER RESIDENCE IN 1985 TO
 DIFFERENT HOUSE IN U. S. RESIDENCE IN 1986
 2 = SAME COUNTY
 DIFFERENT COUNTY, SAME STATE
 3 = IN SAME MSA/PMSA
 4 = NOT IN SAME MSA/PMSA
 DIFFERENT COUNTY, DIFFERENT STATE
 5 = CONTIGUOUS
 6 = NONCONTIGUOUS
 7 = MOVERS WHOSE ENTRIES FROM ABROAD
 8 = NOT IN MIGRATION SAMPLE
 9 = MOVED WITHIN SAME STATE

02546*	R-MIGREG.	329	1	(1,6)	
02547*					
02548*					
02549*					
02550*					
02551*					
02552*					
02553*					
REGION OF RESIDENCE IN 1985 - MIGRATION					
					1 = NORTHEAST
					2 = MIDWEST
					3 = SOUTH
					4 = WEST
					5 = ABROAD
					6 = NOT IN MIGRATION SAMPLE
02554*	R-UAG-PL-DS.	330	1	(0,4)	
02555*					
02556*					
02557*					
02558*					
02559*					
02560*					
02561*					
02562*					
02563*					
02564*					
02565*					
MOVERS WHOSE ENTRIES PLACE DESCRIPTION OF RESIDENCE IN 1985					
					0 = NIU, NONMOVER
					1 = CENTRAL CITY
					2 = MSA/PMSA BALANCE
					3 = NON MSA/PMSA
					4 = NOT IDENTIFIABLE
CHARACTER POSITION 331 SEE PP-RECTYP.					
02566*	LINE-NUMBER.	332	2	(0,39)	
02567*					
CONTROL CARD LINE NUMBER					
02568*	PARENT-NONE.	334	1	(0,1)	
02569*					
02570*					
02571*					
NO PARENT PRESENT					
					0 = NC
					1 = NO PARENT
CONTROL CARD LINE NUMBER (USE LINE-NUMBER)					
02572*	SPOUSE-NONE.	335	1	(0,1)	
02573*					
02574*					
02575*					
02576*					
02577*					
02578*					
02579*					
02580*					
02581*					
NO SPOUSE PRESENT					
					0 = NC
					1 = NO SPOUSE
CHARACTER POSITIONS 335 IS PADDING					
THE FOLLOWING ITEMS (THROUGH CHARACTER POSITION 287) REFER TO MIGRATION QUESTIONS FROM THE MARCH SUPPLEMENT					

02636*MIG-SAME. 339 1 (0,2)
 02637*
 02638*
 02639*
 02640*
 02641*UAC-PL-REC. 340 1 (0,3)
 02642*
 02643*
 02644*
 02645*
 02646*
 02647*MTR1-REC. 341 2 (1,9)
 02648*
 02649*
 02650*
 02651*
 02652*
 02653*
 02654*
 02655*
 02656*
 02657*
 02658*PENSION-PLN. 343 1 (0,2)
 02659*
 02660*
 02661*
 02662*
 02663*INCL-IN-PP. 344 1 (0,2)
 02664*
 02665*
 02666*
 02667*
 02668*INCL-IN-GH. 345 1 (0,2)
 02669*
 02670*
 02671*
 02672*
 02673*PAID-GH. 346 1 (0,3)
 02674*
 02675*
 02676*
 02677*
 02678*
 02679*NHO-ELSE-GH. 347 1 (0,5)
 02680*
 02681*
 02682*
 02683*
 02684*
 02685*
 02686*

1+ YEAR MOVER STATUS
 0 = NIV LIVING IN SAME HOUSE ?
 1 = YES MARCH,1985
 2 = NO

1+ YEARS MOVERS WHOSE ENTRIES METROPOLITAN STATISTICAL AREA STATUS
 0 = NIU, NONMOVER RESIDENCE IN 1985
 1 = MSA
 2 = NON MSA
 3 = NOT IDENTIFIABLE

METROPOLITAN STATISTICAL AREA MIGRATION STATUS
 1 = NONMOVER RESIDENCE IN 1985 TO
 2 = MSA TO MSA RESIDENCE IN 1986
 3 = MSA TO NON MSA
 4 = NON MSA TO MSA
 5 = NON MSA TO NON MSA
 6 = ABROAD TO MSA
 7 = ABROAD TO NON SMSA
 8 = NIU (CHILDREN < 2 YRS OLD)
 9 = NOT IDENTIFIABLE

WORKED DURING THE YEAR
 0 = NIU
 1 = EMPLOYER HAS PENSION PLAN
 2 = EMPLOYER DID NOT HAVE PENSION PLAN

PENSION-PLN = 1
 0 = NIU
 1 = INCLUDED IN PENSION PLAN AT WORK
 2 = NOT INCLUDED IN PENSION PLAN AT WORK

PENSION-PLN = 1
 0 = NIU
 1 = INCLUDED IN EMPLOYER GROUP HEALTH PLAN
 2 = NOT INCLUDED IN EMPLOYER GROUP HEALTH PLAN

WORKED DURING THE YEAR
 0 = NIU
 1 = EMPLOYER PAID FOR HEALTH PLAN
 2 = EMPLOYER PAID FOR PART HEALTH PLAN
 3 = EMPLOYER DID NOT PAY FOR HEALTH PLAN

PAID-GH = 1
 0 = NIU
 1 = SPOUSE ALSO COVERED
 2 = CHILD(REN) ALSO COVERED
 3 = SPOUSE AND CHILD(REN) ALSO COVERED
 4 = NO ONE ELSE COVERED
 5 = OTHER COMBINATION OF PERSONS ALSO COVERED

02687*	COVERED-GH.	348	1	(1,2)	
02688*					
02689*					1 = COVERED BY GROUP HEALTH(EDITED)
02690*					2 = NOT COVERED
02691*	HAVE-MC-YN.	349	1	(0,2)	
02692*					
02693*					0 = NIU
02694*					1 = YES(COVERED BY MEDICARE)
02695*					2 = NO(NOT COVERED BY MEDICARE)
02696*	COVERED-MC.	350	1	(1,2)	
02697*					
02698*					1 = COVERED BY MEDICARE(EDITED)
02699*					2 = NOT COVERED
02700*	HAVE-MD-YN.	351	1	(0,2)	
02701*					
02702*					0 = NIU
02703*					1 = YES(COVERED BY MEDICAID)
02704*					1 = YES(COVERED BY MEDICAID)
02705*					2 = NO(NOT COVERED)
02706*	COVERED-MD.	352	1	(1,2)	
02707*					
02708*					1 = COVERED BY MEDICAID(EDITED)
02709*					2 = NOT COVERED
02710*	HAVE-CP-YN.	353	1	(0,2)	
02711*					
02712*					0 = NIU
02713*					1 = YES(COVERED BY CHAMPUS OR MILITARY HEALTH CARE)
02714*					2 = NO(NOT COVERED)
02715*	COVERED-CP.	354	1	(1,2)	
02716*					
02717*					1 = COVERED BY CHAMPUS OR MILITARY HEALTH CARE(EDITED)
02718*					2 = NOT COVERED
02719*	HAVE-HI-YN.	355	1	(0,2)	
02720*					
02721*					0 = NIU
02722*					1 = YES(HAD OTHER HEALTH INSURANCE)
02723*					2 = NO(DID NOT HAVE OTHER HEALTH INSURANCE)
02724*	COVERED-HI.	356	1	(1,2)	
02725*					
02726*					1 = COVERED BY OTHER HEALTH INSURANCE(EDITED)
02727*					2 = NOT COVERED
02728*	WHO-ELSE-HI.	357	1	(0,5)	
02729*					
02730*					0 = NIU
02731*					1 = SPOUSE ALSO COVERED
02732*					2 = CHILD(REN) ALSO COVERED
02733*					3 = SPOUSE AND CHILDREN ALSO COVERED
02734*					4 = NO ONE ELSE COVERED
02735*					5 = OTHER COMBINATION ALSO COVERED
02736*					

CHARACTER POSITIONS 358-388 ARE PADDING

94

094

CODE	FIELD NAME	POSITION	LENGTH	VALUES	DESCRIPTION
02737*	SPOUSE-LINE.	389	2	(0,42)	
02738*				0 = NC	SPOUSE-NONE = 0
02739*				1 - 42 LINE NUMBER	
02740*				CHARACTER POSITIONS 391 IS PADDING	
02741*					
02742*	B-INTVCK-AGE.	392	1	(0,2)	
02743*				0 = NIU (AF/C)	PERSONS 14+ YEARS
02744*				1 = 16-24 YEARS OF AGE	INTERVIEWER CK ITEM
02745*				2 = ALL OTHERS	
C_746*					
02747*	B-ATTEND-YN.	393	1	(0,2)	
02748*				0 = NIU (AF/C)	B-INTVCK-AGE = 1
02749*				1 = YES	ATTENDING HS OR COLLEGE
02750*				2 = NO	
02751*					
02752*	B-HS-COLLEGE.	394	1	(0,2)	
02753*				0 = NIU (AF/C)	B-ATTEND-YN = 1
02754*				1 = HIGH SCHOOL	HIGH SCHOOL OR COLLEGE
02755*				2 = COLLEGE OR UNIV.	
02756*					
02757*	B-SHL-FT-PT.	395	1	(0,2)	
02758*				THE APRIL DAC RUNS	
02759*					
02760*					
02761*					
02762*				THE FOLLOWING DEFINES THE APRIL '86 SUPPLEMENT FOR PERSONS RECORDS	
02763*					
02764*	ROTATION.	397	1	(0,2)	
02765*				1=ROT 1 OR 5	I-29A (86 AND 84 CPS)
02766*				2=ROT 2-4 OR 6 OR 8	I-29 (82CPS)
02767*					I-26A(79CPS)
02768*					
02769*	SCREENER.	398	1	(0,2)	
02770*				1=FEMALE,18+	I-29B (86 AND 84)
02771*				2=OTHER	I-29B (82CPS)
02772*					I-26B (79CPS)
02773*					
02774*					
02775*	MARITAL.	399	1	(0,5)	
02776*				1=MARRIED	I-29B (86 AND 84)
02777*				2=WIDOWED	I-29B (82)
02778*				3=DIVORCED	I-26B (79)
02779*				4=SEPARATED	
02780*				5=NEVER MARRIED	
02781*					
02782*					
02783*					

VALID RANGE (MIN,MAX) & DESCRIPTION	DATE-011688	PAGE	60
02784* NEV-MAR-CHD. 400 1 (0,2)			
02785*			
02786*			
02787*			
02788*			
02789*			
02790*			
02791* TIMES-MAR. 401 1 (0,2)			
02792*			
02793*			
02794*			
02795*			
02796*			
02797* DIV-STATUS. 402 1 (0,2)			
02798*			
02799*			
02800*			
02801*			
02802*			
02803* DIV-SEP-MON. 403 2 (0,12)			
02804*			
02805*			
02806*			
02807*			
02808*			
02809*			
02810*			
02811* DIV-SEP-YR. 405 2 (0,86)			
02812*			
02813*			
02814*			
02815*			
02816* MAR-MONTH. 407 2 (0,12)			
02817*			
02818*			
02819*			
02820*			
02821*			
02822* MAR-YEAR. 409 2 (0,99)			
02823*			
02824*			
02825* CHILDREN. 411 1 (0,2)			
02826*			
02827*			
02828*			
02829*			
02830*			
02831*			

(NEVER-MAR)
1=EVER HAD CHD
2=HAS NOT

I-30 (86 AND 84)
I-30 (82)

I-27 (79)

1=MORE THAN ONCE
2=ONLY ONCE

I-31 (86 AND 84)
I-31 (82)
I-29 (79)

1=EVER DIVORCED
2=NOT EVER DIV

I-32 (86 AND 84)
I32 (82)
I-33 (79)

MONTH OF DIV/SEP
1=JAN
2=FEB
ETC

I-33 (86 AND 84)
I-33 (82)
I-34 (79)

#=YR OF DIV/SEP

I-33 (86 AND 84)
I-33 (82)
I-34 (79)

MONTH OF MAR.
0=NIU
1=JAN
2=FEB
ETC

I-34

0=NIU
#=YEAR OF MAR.

I-34

1=HAD OR ADOPTED
CHILDREN (ALL BUT
2=NEVER HAD CHD NEV-MAR)

I-35 (86 AND 84)
I-35 (82)
I-35 (79)

COUNT	ITEM NAME	POSITION	LENGTH	VALID RANGE(MIN,MAX) & DESCRIPTION
02832*	CHECK-I37.	412	1	(0,2)
02833*				
02834*				I-37 (86 AND 84)
02835*				I-37 (82)
02836*				I-37 (79)
02837*				1=OTHER HH MEMBERS 20 YRS OR UNDER PRESENT
02838*				2=NO OTHER HH MEMBERS 20 YRS OR UNDER
02839*	CHECK-I38.	413	1	(0,2)
02840*				
02841*				I-38 (86 AND 84)
02842*				I-38 (82)
02843*				I-38 (79)
02844*				1=NEVER MARRIED
02845*				2=ALL OTHER
02846*	CHD-IN-HH.	414	1	(0,2)
02847*				
02848*				I-39 (86 AND 84)
02849*				NEVER MARRIED ONLY
02850*				I-39 (82)
02851*				1=OWN CHD IN HH
02852*				I-39 (79)
02853*				2=NO OWN CHD INHH
02854*	NUMCH-IN-HH.	415	1	(0,4)
02855*				
02856*				I-39 (82 NEW) (86 AND 84)
02857*				FOR NEV MAR ONLY
02858*				1=ONE CHD
02859*				2=TWO CHD
02860*				3=THREE CHD
02861*				4=FOUR OR MORE CHD
02862*	PATERNITY.	416	1	(0,5)
02863*				
02864*				I-40 (82) (86 AND 84)
02865*				I-40 (79)
02866*				#CHD FATHERED BY MOST RECENT DIV/SEP HUSBAND
02867*				1=NONE
02868*				2=ONE CHD
02869*				3=TWO CHD
02870*				4=THREE CHD
				5=FOUR PLUS CHD
02871*	CHD-SUPP.	417	1	(0,2)
02872*				
02873*				I-41 (82) (86 AND 84)
02874*				I-42 (79)
02875*				1=CHD SUPPORT AGREED TO OR AWARDED
02876*				2=NO CHD SUPPORT
02877*	HEALTH-INS.	418	1	(0,2)
02878*				
02879*				I-41A (84 NEW)
02880*				1= HEALTH INSURANCE INCLUDED IN CHILD SUPPORT AWARD
02881*				2= HEALTH INSURANCE NOT INCLUDED IN CHILD SUPPORT AWARD
02882*				

02883* TYP-AGREEMT. 420 1 (0,3)
 02884*
 02885*
 02886*
 02887*
 02888*
 02889*

CHD SUPPORT BY I-41 (82) (86 AND 84)
 I-42 (79)
 1=VOL WRITTEN AGREEMENT
 2=COURT ORDERED
 3=OTHER

C_890* TYP-PAYMT. 421 1 (0,3)
 02891*
 02892*
 02893*
 02894*
 02895*
 02896*
 02897*

CHD SUPP. REC. I-43 (86 AND 84)
 I-42 (82)
 I-43 (79)
 1=DIRECTLY
 2=THROUGH COURT
 3=OTHER METHOD

02898* CHD-SUPP-YR. 422 1 (0,2)
 02899*
 02900*
 02901*
 02902*
 02903*
 02904*
 02905*
 02906*

I-44 (86 AND 84)
 I-43 (82)
 I-44 (79)
 1=SUPPOSED TO
 RECEIVE CHD SUP
 IN 1983
 2=NOT SUPPOSED TO RECEIVE
 CHD SUP IN 1983

02907* FREQ-RECVD. 423 1 (0,4)
 02908*
 02909*
 02910*
 02911*
 02912*
 02913*
 02914*
 02915*

CHD SUP REC'D: I-45 (86 AND 84)
 I-44 (82)
 I-45 (79)
 1=REGULARLY
 2=OCCASIONALLY
 3=SELDOM
 4=NEVER

02916* CAUSE-IRREG. 424 1 (0,4)
 02917*
 02918*
 02919*
 02920*
 02921*
 02922*
 02923*
 02924*
 02925*

PAYMENTS IRREG I-46 (86 AND 84)
 BECAUSE FATHER: I-45 (82)
 I-46 (79)
 1=REFUSED
 2=NOT LOCATABLE
 3=OTHER REASON
 4=DON'T KNOW

86

068

02926* NON-AWARD. 425 2 (0,16)
 02927*
 02928*
 02929*
 02930*
 02931*
 02932*
 02933*
 02934*
 02935*
 02936*
 02937*
 02938*
 02939*
 02940*
 02941*
 02942*
 02943*
 02944*
 02945*
 02946*
 02947*
 02948*
 02949*
 02950*
 02951*
 02952*
 02953*
 02954*
 02955*
 02956*
 02957*
 02958*
 02959*
 02960*

I-42 (84 NEW)
 CHILD SUPPORT WAS NOT
 AWARDED BECAUSE
 0= NOT IN UNIVERSE
 1= FINAL AGREEMENT PENDING
 2= ACCEPTED PROPERTY SETTLEMENT IN LIEU
 OF CHILD SUPPORT
 3= JOINT CUSTODY GRANTED
 4= DID NOT WANT CHILD SUPPORT
 5= WANTED CHILD SUPPORT BUT UNABLE
 TO LOCATE FATHER
 6= WANTED CHILD SUPPORT BUT UNABLE
 TO ESTABLISH PATERNITY
 7= CHILD(REN)'S FATHER UNEMPLOYED
 8= CHILD(REN)'S FATHER COULDN'T PAY/
 WOULDN'T AGREE VOLUNTARILY
 9= BELIEVED CHILD(REN)'S FATHER COULDN'T PAY
 (FINANCIALLY UNABLE)
 10= DIDN'T GO TO COURT OR OTHERWISE TRY FOR
 CHILD SUPPORT/FELT IT WAS TOO MUCH TROUBLE/HASSLE
 11= CHILD(REN)'S FATHER LIVING IN HOUSEHOLD
 12= DIDN'T BELIEVE SHE WAS ELIGIBLE FOR CHILD SUPPORT
 FOR HER CHILDREN
 13= CHILD(REN)'S FATHER MOVED AWAY
 14= BELIEVED CHILD(REN)'S FATHER COULDN'T PAY
 (DISABLED; IN PRISON; OTHERWISE INSTITUTIONALIZED)
 15= CHILD(REN) OVER AGE
 16= SOME OTHER REASON

02961* CHD-SUP-DUE. 428 5 (0,75000)
 02962*
 02963*
 02964*
 02965*
 02966*
 02967*

I-47 (86 AND 84)
 I-46 (82)
 I-47 (79)
 #=\$ AMT CHD SUPP
 SUPPOSED TO REC
 IN 1985

02968* NO-CHD-SUPP. 433 1 (0,1)
 02969*
 02970*
 02971*
 02972*

I-48 (86 AND 84)
 I-47 (82)
 I-48 (79)
 1=NONE RECEIVED

02973* CHD-SUP-REC. 434 5 (0,75000)
 02974*
 02975*
 02976*
 02977*
 02978*

I-48 (86 AND 84)
 I-47 (82)
 I-48 (79)
 #=\$ AMT CHD SUPP
 RECEIVED IN 1985

66

660

02979* OCSE-CONT. 439 1 (0,2)
02980*
02981*
02982*
02983*
02984*
02985*
02986*
02987* OCSE-HELP. 440 1 (0,2)
02988*
02989*
02990*
02991*
02992*
02993*
02994* OCSE-LOC. 441 1 (0,1)
02995*
02996*
02997*
02998*
02999* OCSE-PAT. 442 1 (0,1)
03000*
03001*
03002*
03003* OCSE-OBL. 443 1 (0,1)
03004*
03005*
03006*
03007*
03008* OCSE-ENF. 444 1 (0,1)
03009*
03010*
03011*
03012*
03013* OCSE-COLL. 445 1 (0,1)
03014*
03015*
03016*
03017*
03018* OCSE-OTH. 446 1 (0,1)
03019*
03020*
03021*
03022*
03023* CHECK-151. 447 1 (0,2)
03024*
03025*
03026*
03027*
03028*

I-51 (86 AND 84)
I-48 (82 NEW)
HAVE YOU CONTACTED A CHD SUP ENFORCEMENT
OFFICE FOR HELP IN OBTAINING CHD SUPP
1=YES
2=NO

I-52 (86 AND 84)
I-49 (82 NEW)
DID YOU RECEIVE HELP
1=YES
2=NO

I-53 (86 AND 84)
I-50 (82 NEW)
1=HELP LOCATE FATHER

I-53 (86 AND 84)
1=HELP ESTABLISH PATERNITY

I-53 (86 AND 84)
I-50 (82 NEW)
I-50 (82 NEW)
1=HELP ESTABLISH SUPPORT OBLIGATION

I-53 (86 AND 84)
I-50 (82 NEW)
1=HELP ENFORCE SUPPORT ORDER

I-53 (86 AND 84)
I-50 (82 NEW)
1=HELP OBTAIN COLLECTION

I-53 (86 AND 84)
I-50 (82 NEW)
1= RECEIVED SOME OTHER TYPE OF HELP

I-54 (86 AND 84)
I-51 (82 NEW)
1=ENTRY OR NA (NOT ANSWERABLE) IN ITEM 48
2=ALL OTHERS

03029*	DOL-OCSE.	448	5	(0,75000)	
03030*					
03031*					I-55 (86 AND 84)
03032*					I-53 (82 NEW)
03033*					\$ AMOUNT CHD SUPPORT RECEIVED
03034*					AS A RESULT OF OCSE EFFORTS
03035*	ALL-OCSE.	453	1	(0,2)	
03036*					
03037*					I-55 (86 AND 84)
03038*					I-53 (82 NEW)
03039*					1=ALL CHD SUPPORT RECEIVED
03040*					AS A RESULT OF OCSE EFFORTS
03041*					2=NO CHILD SUPPORT RECEIVED AS A RESULT
03042*	AFDC.	454	1	(0,2)	
03043*					
03044*					I-49 (86 AND 84)
03045*					I-54 (82 NEW)
03046*					0=NIU
03047*					1=RECEIVED AFDC (ADC) IN 1983
03048*					2=DID NOT RECEIVE AFDC (ADC) IN 1983
03049*	AFDC-MO.	455	1	(0,2)	
03050*					
03051*					I-50 (86 AND 84)
03052*					I-55 (82 NEW)
03053*					0=NIU
03054*					1=RECEIVED AFDC (ADC) EVERY MONTH IN 1983
03055*					2=DID NOT RECEIVE AFDC (ADC) EVERY MONTH IN 1983
03056*	ALI-MAINT.	456	1	(0,2)	
03057*					I-57 (82) (86 AND 84)
03058*					I-50 (79)
03059*					1=ALIMONY/MAINT
03060*					PAY AGREED TO
03061*					OR AWARDED
03062*					2=ALIMONY/MAIN
03063*					NOT AGREED TO
					OR AWARDED
03064*	ALI-MAIN-YR.	457	1	(0,2)	
03065*					
03066*					I-58 (82) (86 AND 84)
03067*					I-51 (79)
03068*					1=SUPPOSED TO
03069*					REC ALIMONY/
03070*					MAIN IN 1985
					2=NOT TO REC ALI/
					MAIN IN 1985
03071*	RECPT-FREQ.	458	1	(0,4)	
03072*					
03073*					I-59 (82) (86 AND 84)
03074*					I-52 (79)
03075*					ALI/MAIN RECD:
03076*					1=REGULARLY
03077*					2=OCCASIONALLY
					3=SELDOM
					4=NEVER

101

101

03078*	ALIMONY-INC.	459	1	(0,1)	
03079*					
03080*					I-60(86) (86 AND 84)
03081*					I-61(82) (82)
03082*					I-54 (85) (79)
03083*					
					ALIMONY INCLUDED IN CHD SUPP PAYMT
03084*	ALIMONY-DUE.	460	5	(0,75000)	
03085*					
03086*					I-60 (86 AND 84)
03087*					I-61 (82)
03088*					I-54 (79)
03089*					
03090*					#=\$ AMT ALIMONY SUPPOSED TO REC IN 1985
03091*	NO-ALIMONY.	465	1	(0,2)	
03092*					
03093*					I-61 (86 AND 84)
03094*					I-62 (82)
03095*					I-55 (79)
03096*					1=NONE RECEIVED
03097*					2=INCLUDED IN CHILD SUPPORT
03098*	ALIMONY-REC.	466	5	(0,75000)	
03099*					
03100*					I-60 (86 AND 84)
03101*					I-62 (82)
03102*					I-55 (79)
					#=\$ AMT ALI REC
03103*	CHECK-I56.	471	1	(0,2)	
03104*					ITEM-62
03105*					
03106*					I-62 (86 AND 84)
03107*					I-63 (82)
03108*					I-56 (79)
03109*					1=SEPARATED
03110*					2=ALL OTHER (EXCEPT NEV MARRIED, WHICH ARE NIU)
03111*	CASH-SETTL.	472	1	(0,1)	
03112*					
03113*					I-63 (86 AND 84)
03114*					I-64 (82)
03115*					I-57 (79)
03116*					1=ONE TIME CASH SETTLEMENT
03117*	SOME-OTHER.	473	1	(0,1)	
03118*					
03119*					I-63 (86 AND 84)
03120*					I-64 (82)
03121*					I-57 (79)
03122*					1=SOME OTHER TYPE OF SETTLEMENT
03123*	NO-SETTLMNT.	474	1	(0,1)	
03124*					
03125*					I-63 (86 AND 84)
03126*					I-64 (82)
03127*					I-57 (79)
					1=NO SET REACHED

03128* WORK-STATUS. 475 1 (0,2)
 03129*
 03130*
 03131*
 03132*
 03133*
 03134*

I-64 (86 AND 84)
 I-65 (82 NEW)
 0=NIU
 1=WORKING AT TIME OF SEP
 2=NOT WORKING AT TIME OF SEP

03135* WORK-HOURS. 476 1 (0,2)
 03136*
 03137*
 03138*
 03139*
 03140*
 03141*
 03142*
 03143*

I-65 (86 AND 84)
 I-66 (82 NEW)
 0=NIU
 AT TIME OF SEP:
 1=WORKED 35 OR MORE HOURS PER WEEK
 2=WORKED LESS THAN 35 HOURS PER WEEK

03144* WORK-PRIORS. 477 1 (0,2)
 03145*
 03146*
 03147*
 03148*
 03149*
 03150*
 03151*
 03152*

I-66 (86 AND 84)
 I-67 (82 NEW)
 0=NIU
 1=WORKED AT SOME TIME DURING THE 5 YEARS
 BEFORE LAST SEPARATION
 2=DID NOT WORK AT ANY TIME DURING THE
 5 YEARS BEFORE LAST SEPARATION

03153* MATCH-VAL. 478 2 (0,48)
 03154*
 03155*
 03156*
 03157*
 03158*
 03159*
 03160*
 03161*
 03162*
 03163*
 03164*
 03165*
 03166*
 03167*
 03168*
 03169*
 03170*
 03171*
 03172*
 03173*
 03174*
 03175*
 03176*
 03177*
 03178*
 03179*
 03180*
 03181*

THIS STRING CONTAINS THE MATCH VALUE
 IF THE VALUE:
 .EQ. 1 , NO KEYS MATCHED
 .GE. 2 , 1 KEY MATCHED
 .GE. 8 , 2 KEYS MATCHED
 .GE.22 ,3 KEYS MATCHED
 .GE.38 ,4 KEYS MATCHED
 .GE.47 ,5 KEYS MATCHED

IF THE MATCH-VALUE IS EQUAL TO ANY OF THE NUMBERS BELOW,
 THEN THERE HAS BEEN A MATCH. THE NUMBERS ALSO INDICATE
 WHETHER OR NOT THE MATCH WAS COMPLETE. IF IT WAS NOT
 COMPLETE, THEN THE NON-MATCHED KEYS ARE INDICATED
 BY THE VALUE.

48=EXACT MATCH
 32=EXACT MATCH (AGE+-2YRS)
 47=NON-MATCH ON HH NUMBER
 31=NON-MATCH ON HH NUMBER (AGE+-2YRS)
 46=NON-MATCH ON RACE
 30=NON-MATCH ON RACE (AGE+-2YRS)
 40=NON-MATCH ON LINE NUMBER
 24=NON-MATCH ON LINE NUMBER (AGE+-2YRS)
 16=NON-MATCH ON AGE
 44=NON-MATCH ON SEX
 28=NON-MATCH ON SEX (AGE+-2YRS)

103

103

03182*	MATRIX-Z.	480	1	(1,2)
03183*				.
03184*				.
03185*				.
03186*				.

1=ALL ALIMONY AND CHILD SUPPORT DATA ALLOCATED (FULL ALLOCATION)
 2=FULL ALLOCATION NOT USED

104

104

GLOSSARY

Geographic Concepts

Geographic Division. An area composed of contiguous States, with Alaska and Hawaii also included in one of the divisions. (A State is one of the 51 major political units in the United States.) The nine geographic divisions have been largely unchanged for the presentation of summary statistics since the 1910 census.

Regions. There are four regions: Northeast, Midwest (formerly North Central), ¹West, and South. States and divisions within regions are presented below.

NORTHEAST REGION

New England Division

Connecticut
Maine
Massachusetts
New Hampshire
Rhode Island
Vermont

Middle Atlantic Division

New Jersey
New York
Pennsylvania

MIDWEST REGION

East North Central Division

Illinois
Indiana
Michigan
Ohio
Wisconsin

West North Central Division

Iowa
Kansas
Minnesota
Missouri
Nebraska
North Dakota
South Dakota

WEST REGION

Mountain Division

Arizona
Colorado
Idaho
Montana
Nevada
Utah
Wyoming

Pacific Division

Alaska
California
Hawaii
Oregon
Washington

¹The Midwest Region was designated as the North Central Region until June 1984.

SOUTH REGION

East South Central Division

Alabama
Kentucky
Mississippi
Tennessee

West South Central Division

Arkansas
Louisiana
Oklahoma
Texas

SOUTH ATLANTIC DIVISION

Delaware
District of Columbia
Florida
Georgia
Maryland
North Carolina
South Carolina
Virginia
West Virginia

GLOSSARY

Current Population Survey, March/April 1986
March File: Alimony and Child Support

Subject Concepts

Age. Age classification is based on the age of the person at his/her last birthday. The adult universe (i.e., population of marriageable age) is comprised of persons 15 years old and over for March supplement data and 14 years and over for CPS labor force data. Prior to 1980, the adult universe was 14 years old and over for March supplement data.

Alimony. Data on the award of alimony or maintenance payments were collected from women 18 years or older who were ever-divorced or currently separated as of spring 1986. Information on reciprocity status and payment amounts was obtained from those women who reported that they were awarded or had agreements to receive alimony payments in 1985. The data are limited to payments received from the most recent divorce or separation.

Annuities. (See Income.)

Armed Forces. Armed Forces members enumerated in off-base housing or on base with their families are included on the CPS data file in March. Only supplemental data on income are included for Armed Forces members.

Base Weight. The constant weight assigned to the sample (inverse of the sampling fraction) which is adjusted to produce the final weight.

Child Support. Data on award of child support payments were collected from women 18 years or older with children under 21 years of age whose father was not living in the household as of spring 1986. Information on reciprocity and amount of payments was obtained from women who reported that they were awarded or had agreements to receive child support in 1985. Payment amounts were limited to only those from the last divorce or separation.

Civilian Labor Force. (See Labor Force.)

Class of Worker. This refers to the broad classification of the person's employer. On the March file, these broad classifications for current jobs are private, government, self-employed, without pay, and never worked. Private and government workers are considered "wage and salary workers;" this classification scheme includes self-employed, incorporated persons in with "private" workers. For the longest job held last year, this class of worker scheme includes private; government by level--Federal, State, and local; self-employed incorporated farm/nonfarm; and without pay. The wage and salary category for longest job held includes private, government (all levels), and self-employed, incorporated.

Dividends. (See Income.)

Duration of Unemployment. Duration of unemployment represents the length of time (through the current survey week) during which persons classified as unemployed are continuously looking for work. For persons on layoff, duration of unemployment represents the number of full weeks since the termination of their most recent employment. A period of two weeks or more during which a person is employed or ceased looking for

work is considered to break the continuity of the present period of seeking work. Average duration is an arithmetic mean computed from a distribution by single weeks of unemployment.

Earners, Number of. The file includes all persons 15 years old and over in the household with \$1 or more in wages and salaries, or \$1 or more of a loss in net income from farm or nonfarm self-employment during the preceding year.

Earnings Weight. Each person record allows for an earnings weight for current earnings.

Education. (See Years of School Completed.)

Employed. (See Labor Force.)

Energy Assistance Program. The Low-Income Energy Assistance Program provides financial assistance to qualified households to help them pay heating costs. The program is funded by the Federal government and administered by the States under broad guidelines. In some States a household may automatically be eligible for this program if the household receives (1) Aid to Families with dependent Children, (2) Food Stamps, (3) Supplemental Security Income (SSI), and (4) certain Veterans' benefits.

The energy assistance questions were asked for the first time in 1982. Questions asked in the March 1986 survey included (1) reciprocity since October 1, 1985, (2) total amount received during the reference period, (3) the principal type of heating fuel used by the household, and (4) if the household was without heat because of inability to pay the heating fuel bill.

ESR (Employment Status Recode). This classification is available for each civilian 14 years old and over according to his/her responses to the monthly (basic) labor force items in March.

Family. A family is a group of two persons or more (one of whom is the householder) residing together and related by birth, marriage, or adoption. All such persons (including related subfamily members) are considered as members of one family. Beginning with the 1980 CPS, unrelated subfamilies (referred to in the past as secondary families) are no longer included in the count of families, nor are the members of unrelated subfamilies included in the count of family members.

Family Household. A family household is a household maintained by a family (as defined above), and may include among the household members any unrelated persons (unrelated subfamily members and/or secondary individuals) who may be residing there. The number of family households is equal to the number of families. The count of family household members differs from the count of family members, however, in that the family household members include all persons living in the household, whereas family members include only the householder and his/her relatives. (See the definition of Family).

Family Weight. The weight on the family record is the March supplement weight of the householder or reference person.

Farm Self-Employment Net Income. The term is defined as net money income (gross receipts minus operating expenses) from the operation of a farm by a person on his own account, as an owner, as a renter, or as a sharecropper. Gross receipts include the value of all products sold, government crop loans, money received from the rental of farm equipment to others, and incidental receipts from the sale of wood, sand, gravel, etc.

Operating expenses include cost of feed, fertilizer, seed, and other farming supplies, cash wages paid to farm hands, depreciation charges, cash rent, interest on farm mortgages, farm building repairs, farm taxes (not State and Federal income taxes), etc. The value of fuel, food, or other farm products used for household living is not

included as part of net income. Inventory changes are considered in determining net income only when they are accounted for in replies based on income tax returns or other official records which reflect inventory changes.

Final Weight. Used in tabulating monthly labor force items. This weight should not be used when tabulating March supplement data.

Food Stamps. The Food Stamp Act of 1977 was enacted for the purpose of increasing the food purchasing power of eligible households through the use of coupons to purchase food. The Food and Nutrition Service of the U.S. Department of Agriculture (USDA) administers the Food Stamp Program through State and local welfare offices. The Food Stamp Program is the major national income support program which provides benefits to all low-income and low-resource households regardless of household characteristics (e.g., sex, age, disability, etc.). The questions on participation in the Food Stamp Program in the March 1986 CPS were designed to identify households in which one or more of the current members received food stamps during 1985. Once a food stamp household was identified, a question was asked to determine the number of current household members covered by food stamps during 1985. Questions were also asked about the number of months food stamps were received during 1985 and the total face value of all food stamps received during that period.

Full-Time Worker. Persons on full-time schedules include persons working 35 hours or more, persons who worked 1-34 hours for noneconomic reasons (e.g., illness) and usually work full-time, and persons "with a job but not at work" who usually work full-time.

Group Health Insurance Coverage. Civilian persons 15 years old and over who worked in 1985 and who participated in group health insurance plans provided by the employer or union were asked whether part or all of the health insurance premiums were paid for by the union or employer and the extent of persons covered.

Additional questions were asked to determine if sample persons were covered by any other type of health insurance plan. These items are intended to measure retirees covered by continuing employer provided coverage and persons who purchased coverage on their own.

Group Quarters. Group quarters are noninstitutional living arrangements for groups not living in conventional housing units or groups living in housing units containing nine or more persons unrelated to the person in charge.

Head Versus Householder. Beginning with the March 1980 CPS, the Bureau of the Census discontinued the use of the terms "head of household" and "head of family." Instead, the terms "householder" and "family householder" are used.

Highest Grade of School Attended. (See Years of School Completed.)

Hours of Work. Hours of work statistics relate to the actual number of hours worked during the survey week. For example, a person who normally works 40 hours a week but who is off on the Veterans Day holiday is reported as working 32 hours even though he is paid for the holiday.

For persons working in more than one job, the figures related to the number of hours worked in all jobs during the week. However, all the hours are credited to the major job.

Household. A household consists of all the persons who occupy a house, an apartment, or other group of rooms, or a room, which constitutes a housing unit. A group of rooms or a single room is regarded as a housing unit when it is occupied as separate living quarters; that is, when the occupants do not live and eat with

any other person in the structure, and when there is direct access from the outside or through a common hall. The count of households excludes persons living in group quarters, such as rooming houses, military barracks, and institutions. Inmates of institutions (mental hospitals, rest homes, correctional institutions, etc.) are not included in the survey.

Household Weight. Household weight is the March Supplement weight of the householder.

Householder. The householder refers to the person (or one of the persons) in whose name the housing unit is owned or rented (maintained) or, if there is no such person, any adult member, excluding roomers, boarders, or paid employees. If the house is owned or rented jointly by a married couple, the householder may be either the husband or the wife. The person designated as the householder is the "reference person" to whom the relationship of all other household members, if any, is recorded.

Householder With No Other Relatives in Household. A householder who has no relatives living in the household. This is the entry for a person living alone. Another example is the designated householder of an apartment shared by two or more unrelated individuals.

Householder With Other Relatives (Including Spouse) in Household. The person designated as householder if he/she has one or more relatives (including spouse) living in the household.

Husband in Armed Forces. When a woman is reported as married but her husband is not enumerated as a member of the same household, an additional question is asked to determine whether her husband is in the Armed Forces. This additional probe is unique to the March CPS only. Women who are reported as separated are not asked the additional question.

Income. For each person in the sample who is 15 years old and over, questions are asked on the amount of money income received in the preceding calendar year from each of the following sources: (1) money wages or salary; (2) net income from nonfarm self-employment; (3) net income from farm self-employment; (4) Social Security or railroad retirement; (5) Supplemental Security income; (6) public assistance or welfare payments; (7) interest (on savings or bonds); (8) dividends, income from estates or trusts, or net rental income; (9) veterans' payment or unemployment and workmen's compensation; (10) private pensions or government employee pensions; (11) alimony or child support, regular contributions from persons not living in the household, and other periodic income.

Although income statistics refer to receipts during the preceding year, the characteristics of the person such as age, labor force status, etc., and the composition of households refer to the time of the survey. The income of the household does not include amounts received by persons who are members of the household during all or part of the income year if these persons no longer resided with the household at the time of enumeration. On the other hand, household income includes amounts reported by persons who did not reside with the household during the income year but who were members of the household at the time of enumeration.

Data on consumer income collected in the CPS by the Bureau of the Census cover money income received (exclusive of certain money receipts such as capital gains) before payments for personal income taxes, Social Security, union dues, Medicare deductions, etc. Also, money income does not reflect the fact that some households receive part of their income in the form of nonmoney transfers such as food stamps, health benefits, subsidized housing, and energy assistance; that many farm households receive nonmoney income in the form of rent free housing and goods produced and consumed on the farm; or that nonmoney income is received by some nonfarm residents that often takes the form of the use of business transportation and facilities, or full or partial contributions for retirement programs, medical and educational expenses, etc. These elements should be considered when comparing income levels. Moreover, readers should be aware that for many different reasons there is a tendency in household surveys for respondents to under report their income. From an

analysis of independently derived income estimates, it has been determined that wages and salaries tend to be much better reported than such income types as public assistance, Social Security, and net income from interest, dividends, rents, etc.

Income Sources - Wages and Salary. Money wages or salary is defined as total money earnings received for work performed as an employee during the income year. It includes wages, salary, Armed Forces pay, commissions, tips, piece-rate payments, and cash bonuses earned, before deductions are made for taxes, bonds, pensions, union dues, etc. Earnings for self-employed incorporated businesses are considered wage and salary.

Income Sources - Nonfarm Self-Employment. Net income from nonfarm self-employment is net money income (gross receipts minus expenses) from one's own business, professional enterprise, or partnership. Gross receipts include the value of all goods sold and services rendered. Expenses include costs of goods purchased, rent, heat, light, power, depreciation charges, wages and salaries paid, business taxes (not personal income taxes), etc. In general, inventory changes are considered in determining net income since replies based on income tax returns or other official records do reflect inventory changes. However, when values of inventory changes are not reported, net income figures exclusive of inventory changes are accepted. The value of saleable merchandise consumed by the proprietors of retail stores is not included as part of net income.

Income Sources - Farm Self-Employment. Net income from farm self-employment is net money income (gross receipts minus operating expenses) from the operation of a farm by a person on his own account, as an owner, as a renter, or as a sharecropper. Gross receipts include the value of all products sold, government crop loans, money received from the rental of farm equipment to others, and incidental receipts from the sale of wood, sand, gravel, etc.

Operating expenses include cost of feed, fertilizer, seed, and other farming supplies, cash wages paid to farm hands, depreciation charges, cash rent, interest on farm mortgages, farm building repairs, farm taxes (not State and Federal income taxes), etc. The value of fuel, food, or other farm products used for family living is not included as part of net income. In general, inventory changes are considered in determining net income only when they are accounted for in replies based on income tax returns or other official records which reflect inventory changes; otherwise, inventory changes are not taken into account.

Income Sources - Social Security. Social Security includes Social Security pensions and survivors' benefits, and permanent disability insurance payments made by the Social Security Administration prior to deductions for medical insurance and railroad retirement insurance checks from the U.S. Government. "Medicare" reimbursements are not included.

Income Sources - Supplemental Security Income. Supplemental Security Income includes payments made by Federal, State, and local welfare agencies to low income persons who are (1) aged (65 years old and over), (2) blind, or (3) disabled.

Income Sources - Public Assistance. Public assistance or welfare payments include public assistance payments such as aid to families with dependent children and general assistance.

Income Sources - Interest and Dividends. Interest, dividends, income from estates or trusts, net rental income or royalties include dividends from stockholdings or membership in associations, interest on savings or bonds, periodic receipts from estates or trust funds, net income from rental of a house, store, or other property to others, receipts from boarders or lodgers, and net royalties.

Income Sources - Unemployment Compensation, Worker's Compensation, and Veterans' Payments. Unemployment compensation, veterans' payments, or worker's compensation includes: (1) unemployment

compensation received from government unemployment insurance agencies or private companies during periods of unemployment and any strike benefits received from union funds; (2) money paid periodically by the Veterans Administration to disabled members of the Armed Forces or to survivors of deceased veterans, subsistence allowances paid to veterans for education and on-the-job training, as well as so-called "refunds" paid to ex-servicemen as GI insurance premiums; and (3) worker's compensation received periodically from public or private insurance companies for injuries incurred at work. The cost of this insurance must have been paid by the employer and not by the person.

Income Sources - Private and Government Pensions and Annuities. Many employers and unions have established pension program their employees so that upon retirement the employee will receive regular income to replace his/her earnings. Many of these programs also provide income to the employee if he/she becomes severely disabled, or to his/her survivors if the employee dies. Other types of retirement income include annuities and paid up life insurance policies. Some people purchase annuities which yield a set amount over a certain number of years. Other people may convert their paid up life insurance policy into an annuity after they retire.

Income Sources - Alimony and Child Support. Alimony is money received periodically from a former spouse following a divorce or separation. Child support is money received from a former spouse for the support of their children following a divorce or legal separation. Money received from relatives or friends other than the former husband or wife is not considered as child support.

Receipts Not Counted As Income. Receipts from the following sources are not included as income: (1) Money received from the sale of property, such as stocks, bonds, a house, or a car (unless the person is engaged in the business of selling such property, in which case the net proceeds is counted as income from self-employment); (2) withdrawals of bank deposits; (3) money borrowed; (4) tax refunds; (5) gifts; and (6) lump-sum inheritances of insurance payments.

Industry, Occupation, and Class of Worker (I&O) - Current Job (basic data). For the employed, current job is the job held in the reference week (the week before the survey). Persons with two or more jobs are classified in the job at which they worked the most hours during the reference week. The unemployed are classified according to their latest full-time job lasting two or more weeks or by the job (either full-time or part-time). The I & O questions are also asked of persons not in the labor force who are in the fourth and eighth months in sample and who have worked in the last five years. The occupation/industry classification system for the 1980 Census of Population was used to code March CPS data beginning with the March 1983 file.

Industry, Occupation, and Class of Worker-Longest Job (supplement data). Longest job applies to the job held longest during the preceding year for persons who worked that year, without regard to their current employment status.

Subject	Character Position		Longest Job Last Year (Work Experience)
		Current or Most Recent Full-Time Job	
Industry	3 digit detailed	P 49-51	P 151-153
	2-digit detailed (Recode)	P 52-53	P 322-323
Occupation	Major Group Recode	N/A	P 316-317
	3-digit detailed	P 56-58	P 154-156

	2-digit detailed (Recode)	P 54-55	P 318-319
Class of Worker	Major Group recode	N/A P 59	P 320-321 P 314

Job Seekers. All unemployed persons who made specific efforts to find a job sometime during the 4-week period preceding the survey week.

Keeping House. Persons are classified as keeping house if they engage in own housework. This is one of the "not in labor force" classifications--employment status recode (ESR) = 4.

Labor Force. Persons are classified as in the labor force if they are employed, unemployed, or in the Armed Forces during the survey week. The "civilian labor force" includes all civilians classified as employed or unemployed. The file includes labor force data for civilians age 14 and over. However, the official definition of the civilian labor force is age 16 and over.

1. Employed. Employed persons comprise (1) all civilians who, during the survey week, do any work at all as paid employees or in their own business or profession, or on their own farm, or who work 15 hours or more as unpaid workers on a farm in a business operated by a member of the family; and (2) all those who have jobs but who are not working because of illness, bad weather, vacation, or labor-management dispute, or because they are taking time off for personal reasons, whether or not they are seeking other jobs. These persons would have an Employment Status Recode (ESR) of 1 or 2 respectively in character 12 of the person record which designates "at work" and "with a job, but not at work." Each employed person is counted only once. Those persons who held more than one job are counted in the job at which they worked the greatest number of hours during the survey week. If they worked an equal number of hours at more than one job, they are counted at the job they held the longest.

2. Unemployed. Unemployed persons are those civilians who, during the survey week, have no employment but are available for work, and (1) have engaged in any specific job seeking activity within the past 4 weeks such as registering at a public or private employment office, meeting with prospective employers, checking with friends or relatives, placing or answering advertisements, writing letters of application, or being on a union or professional register; (2) are waiting to be called back to a job from which they had been laid off; or (3) are waiting to report to a new wage or salary job within 30 days. These persons would have an ESR code of 3 in character 12 of the person record. The unemployed includes job leavers, job losers, new job entrants, and job reentrants.

a. Job Leavers. Persons who quit or otherwise terminate their employment voluntarily and immediately begin looking for work.

b. Job Losers. Persons whose employment ends involuntarily, who immediately begin looking for work, and those persons who are already on layoff.

c. New Job Entrants. Persons who never worked at a full-time job lasting two weeks or longer.

d. Job Reentrants. Persons who previously worked at a full-time job lasting two weeks or longer but are out of the labor force prior to beginning to look for work.

3. Not in Labor Force. All civilians 14 years old and over who are not classified as employed or unemployed. These persons are further classified as major activity: keeping house, going to school, unable to work because of long-term physical or mental illness, and other. The "other" group includes, for the most part, retired persons. Persons who report doing unpaid work in a family farm or business for less than 15 hours are also classified as not in the labor force.

For persons not in the labor force, data on previous work experience, intentions to seek work again, desire for a job at the time of interview, and reasons for not looking for work are asked only in those households that are in the fourth and eighth months of the sample, i.e., the "outgoing" groups, those which had been in the sample for three previous months and would not be in for the subsequent month.

These items are asked in question 24; see the questionnaire facsimile. Such persons have an ESR code of 4-7 in character 12 of the person record.

Finally, it should be noted that the unemployment rate represents the number of persons unemployed as a percent of the civilian labor force 16 years old and over. This measure can also be computed for groups within the labor force classified by sex, age, marital status, race, etc. The job loser, job leaver, reentrant, and new entrant rates are each calculated as a percent of the civilian labor force 16 years old and over; the sum of the rates for the four groups thus equals the total unemployment rate.

Layoff. A person who is unemployed but expects to be called back to a specific job. If he/she expects to be called back within 30 days, it is considered a temporary layoff; otherwise, it is an indefinite layoff.

Looking for Work. A person who is trying to get work or trying to establish a business or profession.

March/April Supplement Weight. The supplement weight is on all person records and is used to produce "supplement" estimates; that is, income, work experience, migration, child support, alimony, and family characteristic estimates.

Marital Status. The marital status classification identifies four major categories: single (never married), married, widowed, and divorced. These terms refer to the marital status at the time of enumeration.

The category "married" is further divided into "married, civilian spouse present," "married, Armed Force spouse present," "married, spouse absent," "married, Armed Force spouse absent," and "separated." A person is classified as "married, spouse present" if the husband or wife is reported as a member of the household even though he or she may be temporarily absent on business or on vacation, visiting, in a hospital, etc., at the time of the enumeration. Persons reported as "separated" included those with legal separations, those living apart with intentions of obtaining a divorce, and other persons permanently or temporarily estranged from their spouses because of marital discord.

For the purpose of this file, the group "other marital status" includes "widowed and divorced," "separated," and "other married, spouse absent."

Medicare. The Medicare Program is designed to provide medical care for the aged and disabled. The Basic Hospital Insurance Plan (Part A) is designed to provide basic protection against hospital costs and related post-hospital services. This plan also covers many persons under 65 years old who receive Social Security or railroad retirement benefits based on long-term disability. Part A is financed jointly by employers and employees through Social Security payroll deductions. Qualified persons 65 years old and over who are not otherwise eligible for Part A benefits may pay premiums directly to obtain this coverage. The Medical Insurance Plan (Part B) is a voluntary plan which builds upon the hospital insurance protection provided by the basic plan. It provides insurance protection covering physicians' and surgeons' services and a variety of medical and other health services received either in hospitals or on an ambulatory basis. It is financed through monthly premium payments by each enrollee, and subsidized by Federal general revenue funds.

The Medicare question on the March 1986 CPS attempted to identify all persons 15 years old and over who were "covered" by Medicare at any time during 1985. The term "covered" means enrolled in the Medicare Program. In order to be counted, the person did not necessarily have to receive medical care paid for by Medicare.

Medicaid. The Medicaid Program is designed to provide medical assistance to needy families with dependent children, and to aged, blind, or permanently and totally disabled individuals whose incomes and resources are insufficient to meet the costs of necessary medical services. The program is administered by State agencies through grants from the Health Care Financing Administration of the Department of Health and Human Services. Funding for medical assistance payments consists of a combination of Federal, State, and in some cases, local funds.

Medicaid is a categorical program with complex eligibility rules which vary from State to State. There are two basic groups of eligible individuals: the categorically eligible and the medically needy. The major categorically eligible groups are all Aid to families with Dependent Children (AFDC) recipients and most Supplemental Security Income (SSI) recipients. Other categorically eligible groups are (1) those who meet basic State cash assistance eligibility rules--aged, blind, disabled, needy single parents with children, and, in some States, needy unemployed parents with children, but who are not currently receiving money payments; and (2) needy persons who meet categorical eligibility standards but are institutionalized for medical reasons (e.g., low-income elderly persons in nursing homes). However, such institutionalized persons are not included in the CPS universe and, therefore, are not reflected in these statistics.

In roughly one-half of the States, coverage is extended to the medically needy--persons meeting categorical age, sex, or disability criteria, whose money incomes and assets exceed eligibility levels for cash assistance but are not sufficient to meet the cost of medical care. In such States, qualifying income and asset levels are usually above those set for cash assistance. Families with large medical expenses relative to their incomes and assets may also meet medically needy eligibility standards in these States.

The Medicaid question on the March 1986 CPS attempted to identify all persons who were "covered" by Medicaid at any time during 1985. The term "covered" means enrolled in the Medicaid program, i.e., had a Medicaid medical assistance card, or incurred medical bills which were paid for by Medicaid. In order to be counted, the person did not have to receive medical care paid for by Medicaid.

After data collection and creation of an initial microdata file, further refinements were made to assign Medicaid coverage to children. In this procedure all children under 21 years old in families were assumed to be covered by Medicaid if either the householder or spouse reported being covered by Medicaid (this procedure was required mainly because the Medicaid coverage question was asked only for persons 15 years old and over). All adult AFDC recipients and their children, and SSI recipients living in States which legally require Medicaid coverage of all SSI recipients, were also assigned coverage.

Mobility Status. The population of the United States, 15 years old and over, is classified according to mobility status on the basis of a comparison between the place of residence of each individual at the time of the March 1986 CPS and the place of residence in March 1985.

The information on mobility status is obtained from the responses to a series of inquiries. The first of three inquiries is: "Was...living in this house 1 year ago...?" If the answer was "No," the enumerator asked, "Where did...live on March 1, 1985?" In classification, three main categories distinguish nonmovers, movers, and persons abroad.

Nonmovers are all persons who are living in the same house at the end of the period as at the beginning of the period. Movers are all persons who are living in a different house at the end of the period than at the beginning of the period. Movers from abroad include all persons, either citizens or aliens, whose place of residence is outside the United States at the beginning of the period, that is, in an outlying area under the jurisdiction of the United States or in a foreign country.

Month-In-Sample. The term is defined as the number of times a unit is interviewed. Each unit is interviewed eight times during the life of the sample.

Never Worked. A person who has never held a full-time civilian job lasting two consecutive weeks or more.

Nonfamily Householder. A nonfamily householder (formerly called a primary individual) is a person maintaining a household while living alone or with nonrelatives only.

Nonfarm Self-employment Net Income. The term is defined as net money income (gross receipts minus expenses) from an individual's own business, professional enterprise, or partnership. Gross receipts include the value of all goods sold and services rendered. Expenses include costs of goods purchased, rent, heat, light, power, depreciation charges, wages and salaries paid, business taxes (not personal income taxes), etc. In general, inventory changes are considered in determining net income; replies based on income tax returns or other official records do reflect inventory changes; however, when values of inventory changes are not reported, net income figures exclusive of inventory changes are accepted. The value of saleable merchandise consumed by the proprietors of retail stores is not included as part of net income.

Nonworker. A person who does not do any work in the calendar year preceding the survey.

Nonrelative of Householder With No Own Relatives in Household. A nonrelative of the householder who has no relative(s) of his own in the household. This category includes such nonrelatives as a foster child, a ward, a lodger, a servant, or a hired hand, who has no relatives of his own living with him in the household.

Nonrelative of Householder With Own Relatives (Including Spouse) in Household. Any household member who is not related to the householder but has relatives of his own in the household; for example, a lodger, his spouse, and their son.

Other Relative of Householder. Any relative of the householder other than his spouse or child; for example, father, mother, grandson, daughter-in-law, etc.

Own Child. A child related by birth, marriage, or adoption to the family householder.

Part-Time, Economic Reasons. The item includes slack work, material shortages, repairs to plant or equipment, start or termination of job during the week, and inability to find full-time work. (See also Full-Time Worker.)

Part-Time Other Reasons. The item includes labor dispute, bad weather, own illness, vacation, demands of home housework, school, no desire for full-time work, and full-time worker only during peak season.

Part-Time Work. Persons who work between 1 and 34 hours are designated as working "part-time" in the current job held during the reference week. For the March supplement, a person is classified as having worked part-time during the preceding calendar year if he worked less than 35 hours per week in a majority of the weeks in which he worked during the year. Conversely, he is classified as having worked full-time if he worked 35 hours or more per week during a majority of the weeks in which he worked.

Part-Year Work. Part-year work is classified as less than 50 weeks' work.

Pension Plan. The pension plan question on the March 1986 CPS attempted to identify if pension plan coverage was available through an employer or union and if the employee was included. This information was collected for civilian persons 15 years old and over who worked during 1985.

Population Coverage. Population coverage includes the civilian population of the United States plus approximately 820,000 members of the Armed Forces in the United States living off post or with their families on post but excludes all other members of the Armed Forces. This file excludes inmates of institutions. The labor force and work experience data are not collected for Armed Forces members.

Poverty. In this file, families and unrelated individuals are classified as being above or below the poverty level using a poverty index adopted by a Federal Interagency Committee in 1969 and slightly modified in 1981.

The modified index provides a range of income cutoffs or "poverty thresholds" adjusted to take into account family size, number of children, and age of the family householder or unrelated individual; prior to 1981, adjustments were also made on the basis of farm-nonfarm residence and sex of the householder. The impact of these revisions on the poverty estimates is minimal at the national level. The poverty cutoffs are updated every year to reflect changes in the Consumer Price Index. The average poverty threshold for a family of four was \$10,989 in 1985. For a detailed explanation of the poverty definition, see Current Population Reports, Series P-60, No. 154 "Money Income and Poverty Status of Persons in the United States: 1985."

Public Assistance. (See Income.)

Public or Other Subsidized Housing. Participation in public housing is determined by two factors: program eligibility and the availability of housing. Income standards for initial and continuing occupancy vary by local housing authority, although the limits are constrained by Federal guidelines. Rental charges, which, in turn, define net benefits, are set by a Federal statute not to exceed 30 percent of net monthly money income. A recipient unit can either be a family of two or more related persons or an individual who is handicapped, elderly, or displaced by urban renewal or natural disaster.

There are some programs through which housing assistance is provided to low-income families and individuals living in public or privately owned dwellings. Two of the more common types of programs in which Federal, State, and local funds are used to subsidize private sector housing are rent supplement and interest reduction plans. Under a rent supplement plan the difference between the "fair market" rent and the rent charged to the tenant is paid to the owner by a government agency. Under an interest reduction program the amount of interest paid on the mortgage by the owner is reduced so that subsequent savings can be passed along to low income tenants in the form of lower rent charges.

There were two questions dealing with public and low cost housing on the March 1986 CPS supplement questionnaire. The first question identifies residence in a housing unit owned by a public agency. The second question identifies beneficiaries who were not living in public housing projects, but who were paying lower rent due to a government subsidy. These questions differ from other questions covering noncash benefits in that they establish current reciprocity status in March 1986 rather than reciprocity status during 1985.

Race. The population is divided into three groups on the basis of race: White, Black, and Other races. The last category includes Indians, Japanese, Chinese, and any other race except White and Black. In most of the published tables, "Other Races" are shown in total population.

Receipts Not Counted as Income. Receipts from the following sources are not included as income: (1) money received from the sale of property, such as stocks, bonds, a house, or a car (unless the person was engaged in the business of selling such property, in which case the net proceeds would be counted as income from self-employment); (2) withdrawals of bank deposits; (3) money borrowed; (4) tax refunds; (5) gifts; and (6) lump-sum inheritances or insurance payments.

Reentrants. Persons who previously worked at a full-time job lasting two weeks or longer but who are out of the labor force prior to beginning to look for work.

Related Children. Related children in a family include own children and all other children in the household who are related to the householder by birth, marriage, or adoption. For each type of family unit identified in the CPS, the count of own children under 18 years old is limited to single (never married) children; however, "own children under 25" and "own children of any age," include all children regardless of marital status. The totals include never-married children living away from home in college dormitories.

Related Subfamily. A related subfamily is a married couple with or without children, or one parent with one or more own single (never married) children under 18 years old, living in a household and related to, but not including, the householder or spouse. The most common example of a related subfamily is a young married couple sharing the home of the husband's or wife's parents. The number of related subfamilies is not included in the number of families.

School. A person who spent most of his time during the survey week attending any kind of public or private school, including trade or vocational schools in which students receive no compensation in money or kind.

School Lunches. The National School Lunch Program is designed to assist States in providing a school lunch for all children at moderate cost. The National School Lunch Act of 1946 was further amended in 1970 to provide free and reduced-price school lunches for children of needy families. The program is administered by the Food and Nutrition Service of the U.S. Department of Agriculture (USDA) through State educational agencies or through regional USDA nutrition services for nonprofit private schools. The program is funded by a combination of Federal funds and matching State funds.

All students eating lunches prepared at participating schools pay less than the total cost of the lunches. Some students pay the "full established" price for lunch (which itself is subsidized) while others pay a "reduced" price for lunch, and still others receive a "free" lunch. Program regulations require students receiving free lunches to live in households with incomes below 125 percent of the official poverty level. Those students receiving a reduced-price school lunch (10 to 20 cents per meal) live in households with incomes between 125 percent and 195 percent of the official poverty level. The data in this file, however, do not distinguish between reciprocity of free and reduced-price school lunches.

The questions on the March 1986 CPS provide a very limited amount of data for the school lunch program. Questions concerning the school lunch program were designed to identify the number of members 5 to 18 years old in households who "usually" ate a hot lunch. This defined the universe of household members usually receiving this noncash benefit. This was followed by a question to identify the number of members receiving free or reduced price lunches.

Secondary Individual. A secondary individual is a person in a household or group quarters such as a guest, roomer, boarder, or resident employee (excluding nonfamily households and inmates of institutions) who is not related to any other person in the household or group quarters.

Self-Employed. Self-employed persons are those who work for profit or fees in their own business, profession or trade, or operate a farm.

Spanish Origin. Persons of Spanish origin in this file are determined on the basis of a question that asked for self-identification of the person's origin or descent. Respondents are asked to select their origin (or the origin of some other household member) from a "flash card" listing ethnic origins. Persons of Spanish origin, in particular, are those who indicated that their origin was Mexican-American, Chicano, Mexican, Mexicano, Puerto Rican, Cuban, Central or South American, or other Spanish.

Stretches of Unemployment. A continuous stretch is one that is not interrupted by the person getting a job or leaving the labor market to go to school, to keep house, etc. A period of two weeks or more during which a person is employed or ceased looking for work is considered to break the continuity of the period of seeking work.

Total Money Income. The term is defined as the arithmetic sum of money wages and salaries, net income from self-employment, and income other than earnings. The total income of a household is the arithmetic sum of the amounts received by all income recipients in the household.

Unable to Work. A person is classified as unable to work because of long-term physical or mental illness, lasting six months or longer.

Unemployed. (See Labor Force.)

Unemployment Compensation. (See Income.)

Unpaid Family Workers. Unpaid family workers are persons working without pay for 15 hours a week or more on a farm or in a business operated by a member of the household to whom they are related by birth or marriage.

Unrelated Individuals. Unrelated individuals are persons of any age (other than inmates of institutions) who are not living with any relatives. An unrelated individual may be (1) a nonfamily householder living alone or with nonrelatives only, (2) a roomer, boarder, or resident employee with no relatives in the household, or (3) a group quarters member who has no relatives living with him/her. Thus, a widow who occupies her house alone or

with one or more other persons not related to her, a roomer not related to anyone else in the housing unit, a maid living as a member of her employer's household but with no relatives in the household, and a resident staff member in a hospital living apart from any relatives are all examples of unrelated individuals.

Unrelated Subfamily. An unrelated subfamily is a family that does not include among its members the householder and relatives of the householder. Members of unrelated subfamilies may include persons such as guests, roomers, boarders, or resident employees and their relatives living in a household. The number of unrelated subfamily members is included in the number of household members but is not included in the count of family members.

Persons living with relatives in group quarters were formerly considered as members of families. However, the number of such unrelated subfamilies became so small (37,000 in 1967) that beginning with the data for 1968 (and beginning with the census data for 1960) the Bureau of the Census includes persons in these unrelated subfamilies in the count of secondary individuals.

Veteran Status. If a male served at any time during the four major wars of this century, the code for the most recent wartime service is entered. The following codes are used:

0	Females, children under 15
1	Vietnam era
2	Korean
3	WWI
4	WWII
5	Other Service
6	Nonveteran

Wage and Salary Workers. Wage and salary workers receive wages, salary, commission, tips, or pay in kind from a private employer or from a governmental unit. Also included are persons who are self-employed in an incorporated business. (See income.)

Weeks Worked in the Income Year. Persons are classified according to the number of different weeks, during the preceding calendar year, in which they did any civilian work for pay or profit (including paid vacations and sick leave) or worked without pay on a family-operated farm or business.


Workers. (See Labor Force--Employed.)

Work Experience. Includes those persons who during the preceding calendar year did any work for pay or profit or worked without pay on a family-operated farm or business at any time during the year, on a part-time or full-time basis.

Year-Round Full-Time Worker. A year-round full-time worker is one who usually worked 35 hours or more per week for 50 weeks or more during the preceding calendar year.

Years of School Completed. Data on years of school completed are derived from the combination of answers to questions concerning the highest grade of school attended by the person and whether or not that grade is finished. Educational attainment applies only to progress in "regular" school. Such schools include graded public, private, and parochial elementary and high schools (both junior and senior high), colleges, universities, and professional schools, whether day schools or night schools. Thus, regular schooling is that which may advance a person toward an elementary school certificate or high school diploma, or a college, university, or professional school degree. Schooling in other than regular schools is counted only if the credits obtained are regarded as transferable to a school in the regular school system.

Facsimile of Basic Questionnaire

<p>INTERVIEWER CHECK ITEM</p> <p>Only CPS-1 for household <input type="checkbox"/></p> <p>First CPS-1 of continuation h'hold <input type="checkbox"/></p> <p>Second CPS-1 of continuation h'hold <input type="checkbox"/></p> <p>Thrd, fourth, and 5th CPS-1 <input type="checkbox"/></p>	<p>FORM CPS-1</p> <div style="text-align: center;">  U.S. DEPARTMENT OF COMMERCE Bureau of the Census CURRENT POPULATION SURVEY </div> <p><i>Form Approved - O.M.B. No. 0607-0049</i></p>	<p>CONTROL NUMBER</p> <p style="text-align: center;">PSU SEGMENT SERIAL</p>
--	--	---

LINE NO. OF H' HOLD RESP. _____

ON H' HOLD RESPONDENT
(Specify and Send Intercomm)

INTERVIEW

ANY ENTRY OTHER THAN NEVER WORKED IN ITEMS 23A-E in this CPS-1 Yes No

ONINTERVIEW

TYPE A

TYPE B

HOUSEHOLD ENTIRELY OCCUPIED BY ARMED FORCES MEMBERS Yes No

TYPE C

(SEND INTER COMM)

TELEPHONE HOLD

(Mark this box for office "telephone hold" cases only)

INTERVIEWER CHECK ITEM

CPS-665 being held for followup

CURRENT

POPULATION

SURVEY

MARCH 1986

121

Page 1

CHILDREN'S (0-13 years old) TRANSCRIPTION ITEMS
 (If more than 4 children in household, use continuation CPS-1 document.)

FIRST CHILD				
18B. RELATIONSHIP TO REFERENCE PERSON (Control Card item 14b)	18C. PARENT'S LINE NUMBER	18D. AGE	18G1. SEX Male <input type="radio"/> Female <input type="radio"/>	18K. ORIGIN
Own Child..... <input type="radio"/>	0 0	1 1	18J. RACE 1. White ... <input type="radio"/> 2. Black ... <input type="radio"/> 3. Amer. Indian, Aleut, Eskimo <input type="radio"/> 4. Asian or Pacific Islander <input type="radio"/> 5. Other ... <input type="radio"/>	0 0
Brother/Sister..... <input type="radio"/>	1 1	2 2		1 1
Other relative of Reference Person <input type="radio"/>	2 2	3 3		2 2
Non-rel. of Reference Person—WITH OWN RELS. in household..... <input type="radio"/>	3 3	4 4		3 3
Non-rel. of Reference Person—NO OWN rels. in household..... <input type="radio"/>	4 4	5 5		4 4
	None 9	6 6	5 5	5 5
	0	7 7	6 6	6 6
		8 8	7 7	7 7
		9 9	8 8	8 8
			9 9	9 9

SECOND CHILD				
18B. RELATIONSHIP TO REFERENCE PERSON (Control Card item 14b)	18C. PARENT'S LINE NUMBER	18D. AGE	18G1. SEX Male <input type="radio"/> Female <input type="radio"/>	18K. ORIGIN
Own Child..... <input type="radio"/>	0 0	1 1	18J. RACE 1. White ... <input type="radio"/> 2. Black ... <input type="radio"/> 3. Amer. Indian, Aleut, Eskimo <input type="radio"/> 4. Asian or Pacific Islander <input type="radio"/> 5. Other ... <input type="radio"/>	0 0
Brother/Sister..... <input type="radio"/>	1 1	2 2		1 1
Other relative of Reference Person <input type="radio"/>	2 2	3 3		2 2
Non-rel. of Reference Person—WITH OWN RELS. in household..... <input type="radio"/>	3 3	4 4		3 3
Non-rel. of Reference Person—NO OWN rels. in household..... <input type="radio"/>	4 4	5 5		4 4
	None 9	6 6	5 5	5 5
	0	7 7	6 6	6 6
		8 8	7 7	7 7
		9 9	8 8	8 8
			9 9	9 9

THIRD CHILD				
18B. RELATIONSHIP TO REFERENCE PERSON (Control Card item 14b)	18C. PARENT'S LINE NUMBER	18D. AGE	18G1. SEX Male <input type="radio"/> Female <input type="radio"/>	18K. ORIGIN
Own Child..... <input type="radio"/>	0 0	1 1	18J. RACE 1. White ... <input type="radio"/> 2. Black ... <input type="radio"/> 3. Amer. Indian, Aleut, Eskimo <input type="radio"/> 4. Asian or Pacific Islander <input type="radio"/> 5. Other ... <input type="radio"/>	0 0
Brother/Sister..... <input type="radio"/>	1 1	2 2		1 1
Other relative of Reference Person <input type="radio"/>	2 2	3 3		2 2
Non-rel. of Reference Person—WITH OWN RELS. in household..... <input type="radio"/>	3 3	4 4		3 3
Non-rel. of Reference Person—NO OWN rels. in household..... <input type="radio"/>	4 4	5 5		4 4
	None 9	6 6	5 5	5 5
	0	7 7	6 6	6 6
		8 8	7 7	7 7
		9 9	8 8	8 8
			9 9	9 9

FOURTH CHILD				
18B. RELATIONSHIP TO REFERENCE PERSON (Control Card item 14b)	18C. PARENT'S LINE NUMBER	18D. AGE	18G1. SEX Male <input type="radio"/> Female <input type="radio"/>	18K. ORIGIN
Own Child..... <input type="radio"/>	0 0	1 1	18J. RACE 1. White ... <input type="radio"/> 2. Black ... <input type="radio"/> 3. Amer. Indian, Aleut, Eskimo <input type="radio"/> 4. Asian or Pacific Islander <input type="radio"/> 5. Other ... <input type="radio"/>	0 0
Brother/Sister..... <input type="radio"/>	1 1	2 2		1 1
Other relative of Reference Person <input type="radio"/>	2 2	3 3		2 2
Non-rel. of Reference Person—WITH OWN RELS. in household..... <input type="radio"/>	3 3	4 4		3 3
Non-rel. of Reference Person—NO OWN rels. in household..... <input type="radio"/>	4 4	5 5		4 4
	None 9	6 6	5 5	5 5
	0	7 7	6 6	6 6
		8 8	7 7	7 7
		9 9	8 8	8 8
			9 9	9 9

(This month only, fill AF transcription for type B - Occ. by AF in addition to AF in interviewed households.)
ARMED FORCES MEMBERS TRANSCRIPTION ITEMS
 (If more than 2 AF persons in household, use continuation CPS-1 document.)

FIRST ARMED FORCES MEMBER					
18A. LINE NO.	18B. RELATIONSHIP TO REFERENCE PERSON Reference Person WITH other relatives in household.... <input type="radio"/> Reference Person with NO other relatives in household <input type="radio"/>	18C. PARENT'S LINE NUMBER	18D. AGE	18E. MARITAL STATUS	
0 0	Husband..... <input type="radio"/> Wife..... <input type="radio"/> Own child..... <input type="radio"/> Parent..... <input type="radio"/> Brother/Sister..... <input type="radio"/> Other rel. of Ref. Person..... <input type="radio"/> Non-rel. of Ref. Person WITH OWN relatives in household.... <input type="radio"/> Non-rel. of Ref. Person with NO OWN relatives in household <input type="radio"/>	0 0	0 0	Married—civilian spouse present.... <input type="radio"/>	
1 1		1 1	1 1	Married—Armed Forces spouse present.... <input type="radio"/>	
2 2		2 2	2 2	Married—spouse absent in Armed Forces... <input type="radio"/>	
3 3		3 3	3 3	Married—spouse absent other reasons (Exclude separated) <input type="radio"/>	
4 4		4 4	4 4	Widowed..... <input type="radio"/>	
5 5		5 5	5 5	Divorced..... <input type="radio"/>	
6 6		6 6	6 6	Separated..... <input type="radio"/>	
7 7		7 7	7 7	Never married..... <input type="radio"/>	
8 8		8 8	8 8		
9 9		9 9	9 9		
None 9	None 9	None 9			

18F. SPOUSE'S LINE NO.	18G. SEX Male <input type="radio"/> Female <input type="radio"/>	18H. HIGHEST GRADE ATTENDED E H C I I I 2 2 2 3 3 3 4 4 4 5 5 5 6 6 6 7 7 7 8 8 8 9 9 9 None 9	18I. GRADE COMPLETED Yes <input type="radio"/> No <input type="radio"/>	18J. RACE 1. White..... <input type="radio"/> 2. Black..... <input type="radio"/> 3. Amer. Indian, Aleut, Eskimo <input type="radio"/> 4. Asian or Pacific Isl... <input type="radio"/> 5. Other..... <input type="radio"/>	18K. ORIGIN 0 0 1 1 2 2 3 3 4 4 5 5 6 6 7 7 8 8 9 9
0 0					
1 1					
2 2					
3 3					
4 4					
5 5					
6 6					
7 7					
8 8					
9 9					
None 9					

SECOND ARMED FORCES MEMBER					
18A. LINE NO.	18B. RELATIONSHIP TO REFERENCE PERSON Reference Person WITH other relatives in household.... <input type="radio"/> Reference Person with NO other relatives in household <input type="radio"/>	18C. PARENT'S LINE NUMBER	18D. AGE	18E. MARITAL STATUS	
0 0	Husband..... <input type="radio"/> Wife..... <input type="radio"/> Own child..... <input type="radio"/> Parent..... <input type="radio"/> Brother/Sister..... <input type="radio"/> Other rel. of Ref. Person..... <input type="radio"/> Non-rel. of Ref. Person WITH OWN relatives in household.... <input type="radio"/> Non-rel. of Ref. Person with NO OWN relatives in household <input type="radio"/>	0 0	0 0	Married—civilian spouse present.... <input type="radio"/>	
1 1		1 1	1 1	Married—Armed Forces spouse present.... <input type="radio"/>	
2 2		2 2	2 2	Married—spouse absent in Armed Forces... <input type="radio"/>	
3 3		3 3	3 3	Married—spouse absent other reasons (Exclude separated) <input type="radio"/>	
4 4		4 4	4 4	Widowed..... <input type="radio"/>	
5 5		5 5	5 5	Divorced..... <input type="radio"/>	
6 6		6 6	6 6	Separated..... <input type="radio"/>	
7 7		7 7	7 7	Never married..... <input type="radio"/>	
8 8		8 8	8 8		
9 9		9 9	9 9		
None 9	None 9	None 9			

18F. SPOUSE'S LINE NO.	18G. SEX Male <input type="radio"/> Female <input type="radio"/>	18H. HIGHEST GRADE ATTENDED E H C I I I 2 2 2 3 3 3 4 4 4 5 5 5 6 6 6 7 7 7 8 8 8 9 9 9 None 9	18I. GRADE COMPLETED Yes <input type="radio"/> No <input type="radio"/>	18J. RACE 1. White..... <input type="radio"/> 2. Black..... <input type="radio"/> 3. Amer. Indian, Aleut, Eskimo <input type="radio"/> 4. Asian or Pacific Isl... <input type="radio"/> 5. Other..... <input type="radio"/>	18K. ORIGIN 0 0 1 1 2 2 3 3 4 4 5 5 6 6 7 7 8 8 9 9
0 0					
1 1					
2 2					
3 3					
4 4					
5 5					
6 6					
7 7					
8 8					
9 9					
None 9					

NUMBER

was ... doing most **LAST WEEK** - working

leaving house going to school or something else?

g (Skip to 20A) ... WK

job but not at work ... J

for work ... LK

house ... H

of school ... S

to work (Skip to 24) ... U

Specify) ... R

Specify) ... OT

... **USUALLY** work 35 or more a week at this job?

What is the reason ... worked less than 35 hours **LAST WEEK**?

What is the reason ... **USUALLY** works less than 35 hours a week?

the appropriate reason)

ork ...

shortage ...

machine repair ...

started during week ...

minated during week ...

ind only part-time work

(Legal or religious) ...

ispute ...

lther ...

less ...

tion ...

ly with housework, of personal bus., etc. ...

want full-time work ...

a work week of 35 hours ...

reason (Specify) ...

23 and enter job worked at least week

20. Did ... do any work at all **LAST WEEK**, not counting work around the house? (Note: If farm or business operator in h.h., ask about unpaid work.)

Yes No (Go to 21)

20A. How many hours did ... work **LAST WEEK** at all jobs?

0 1 2 3 4 5 6 7 8 9

20B. INTERVIEWER CHECK ITEM

49 (Skip to Item 23)

1-34 (Go to 20C)

35-48 (Go to 20D)

20C. Did ... lose any time or take any time off **LAST WEEK** for any reason such as illness, holiday or slack work?

Yes How many hours did ... take off?

(Correct 20A if lost time not already deducted; if 20A reduced below 35, correct 20B and fill 20C; otherwise, skip to 23.)

No 7

20D. Did ... work any overtime or at more than one job **LAST WEEK**?

Yes How many extra hours did ... work?

(Correct 20A and 20B as necessary if extra hours not already included and skip to 23.)

No

(Skip to 23)

INDUSTRY

OFFICE 0 1 2 3 4 5 6 7 8 9

USE ONLY

Ref. Unc.

OCCUPATION

0 1 2 3 4 5 6 7 8 9

Ref. Unc.

21. (If in 19, skip to 21A.) Did ... have a job or business from which he/she was temporarily absent or on layoff **LAST WEEK**?

Yes No (Go to 22)

21A. Why was ... absent from work **LAST WEEK**?

Own illness ...

On vacation ...

Bad weather ...

Labor disputes ...

New job to begin within 30 days (Skip to 22B and 22C)

Temporary layoff (Under 30 days)

Indefinite layoff (30 days or more or no def. recall date) (Skip to 22C)

Other (Specify) ...

21B. Is ... receiving wages or salary from his/her employer for any of the time off **LAST WEEK**?

Yes

No

21C. Does ... usually work 35 hours or more a week at this job?

Yes

No

(Skip to 23 and enter job held last week)

22. (If LK in 19, Skip to 22A.) Has ... been looking for work during the past 4 weeks?

Yes No (Go to 24)

22A. What has ... been doing in the last 4 weeks to find work? (Mark all methods used; do not read list.)

Checked with -

pub. employ. agency

prt. employ. agency

employer directly ...

friends or relatives ...

Placed or answered ads ...

Nothing (Skip to 24) ...

Other (Specify in notes, e.g., ITPA, union or prof. register, etc.) ...

22B. At the time ... started looking for work, was it because he/she lost or quit a job or was there some other reason?

Lost job ...

Quit job ...

Left school ...

Wanted temporary work ...

Change in home or family responsibilities

Left military service ...

Other (Specify in notes) ...

22C. 1) How many weeks has ... been looking for work?

0 1 2 3 4 5 6 7 8 9

2) How many weeks ago did ... start looking for work?

0 1 2 3 4 5 6 7 8 9

3) How many weeks ago was ... laid off?

0 1 2 3 4 5 6 7 8 9

22D. Has ... been looking for full-time or part-time work?

Full Part

22E. Could ... have taken a job **LAST WEEK** if one had been offered?

Yes No Why not?

Already has a job ...

Temporary illness ...

Going to school ...

Other (Specify in notes) ...

22F. When did ... last work at a full-time job or business lasting 2 consecutive weeks or more?

Within last 12 months (Specify) ... (Month) _____

One to five years ago ...

More than 5 years ago ...

Never worked full-time 2 wks. or more ...

Never worked at all ...

(SKIP to 23, if layoff entered in 21A, enter job, either full or part time, from which laid off. Else enter last full time job lasting 2 weeks or more, or "never worked.")

24. INTERVIEWER CHECK ITEM (Rotation number)

First digit of SEGMENT number is:

0 2, 3, 4, 6, 7 or 8 (Skip to 26)

1 or 5 (Go to 24A)

24A. When did ... last work for pay at a regular job or business, either full- or part-time?

Within past 12 months

1 up to 2 years ago ... (Go to 24B)

2 up to 3 years ago ...

3 up to 4 years ago ...

4 up to 5 years ago ...

5 or more years ago ... (Skip to 24C)

Never worked ...

24B. Why did ... leave that job?

Personal, family (incl. pregnancy) or school ...

Health ...

Retirement or old age ...

Seasonal job completed ...

Slack work or business conditions

Temporary nonseasonal job completed ...

Unsatisfactory work arrangements (Hours, pay, etc.) ...

Other ...

24C. Does ... want a regular job now, either full- or part-time?

Yes ... (Go to 24D)

Maybe - it depends ... (Specify in notes)

No ... (Skip to 24E)

Don't know ...

24D. What are the reasons ... is not looking for work? (Mark each reason mentioned)

Believes no work available in line of work or area

Couldn't find any work ...

Lacks nec. schooling, training, skills or experience ...

Employers think too young or too old ...

Other pers. handicap in finding job

Can't arrange child care ...

Family responsibilities ...

In school or other training ...

Ill health, physical disability ...

Other (Specify in notes) ...

Don't know ...

24E. Does ... intend to look for work of any kind in the next 12 months?

Yes ...

It depends (Specify in notes)

No ...

Don't know ... (If entry in 24B, describe job in 23, otherwise, skip to 26)

25. INTERVIEWER CHECK ITEM (Rotation number)

First digit of SEGMENT number is:

0 2, 3, 4, 6, 7 or 8 (Skip to 26)

1 or 5 (Go to 25A)

25A. How many hours per week does ... **USUALLY** work at this job?

0 1 2 3 4 5 6 7 8 9

25B. Is ... paid by the hour on this job?

Yes (Go to 25C)

No (Go to 25D)

25C. How much does ... earn per hour?

Dollars	Cents
0	0
1	1
2	2
3	3
4	4
5	5
6	6
7	7
8	8
9	9

(Ask 25D)

25D. How much does ... **USUALLY** earn per week at this job BEFORE deductions? Include any overtime pay, commissions, or tips usually received.

\$		

25E. On this job, is ... a member of a labor union or of an employee association similar to a union?

Yes (Skip to 26)

No (Ask 25F)

25F. On this job, is ... covered by a union or employee association contract?

Yes (Go to 26)

No

23F. INTERVIEWER CHECK ITEM

Entry (or NA) in item 20A (Go to 25 at top of page)

Entry (or NA) in item 21B

All other cases (Skip to 26)

23E. Was this person

An employee of a PRIVATE Co, bus., or individual for wages, salary or comm. ... P

A FEDERAL government employee ... F (Go to 23F)

A STATE government employee ... S

A LOCAL government employee ... L

Self-empl. in OWN bus., prof. practice, or farm

Is the business incorporated? Yes ... I

No ... SE (Skip to 26)

Working WITHOUT PAY in fam. bus. or farm ... WP

NEVER WORKED ... NEV

23F. INTERVIEWER CHECK ITEM

Entry (or NA) in item 20A (Go to 25 at top of page)

Entry (or NA) in item 21B

All other cases (Skip to 26)

DESCRIPTION OF JOB OR BUSINESS

Whom did ... work? (Name of company, business, organization or other employer.)

Kind of business or industry is this? (For example: TV and radio mfg., retail shoe store, State Labor Dept., farm.)

Kind of work was ... doing? (For example: electrical engineer, stock clerk, typist, farmer.)

Were ...'s most important activities or duties at this job? (For example: types, keeps account books, files, cars, operates printing press, finishes concrete.)

18B. RELATIONSHIP TO REFERENCE PERSON Reference Person WITH other relatives in household... <input type="checkbox"/> Reference Person with NO other relatives in household... <input type="checkbox"/> Husband... <input type="checkbox"/> Wife... <input type="checkbox"/> Own child... <input type="checkbox"/> Parent... <input type="checkbox"/> Brother/Sister... <input type="checkbox"/> Other rel. of Ref. Person... <input type="checkbox"/> Non-rel. of Ref. Person WITH OWN relatives in household... <input type="checkbox"/> Non-rel. of Ref. Person with NO OWN relatives in household... <input type="checkbox"/>	18C. PARENT'S LINE NUMBER <input type="checkbox"/> I 2 3 4 5 6 7 8 9 None	18D. AGE <input type="checkbox"/> I 2 3 4 5 6 7 8 9	18E. MARITAL STATUS Married - civilian spouse present... <input type="checkbox"/> Married - Armed Forces spouse present... <input type="checkbox"/> Married - spouse absent in Armed Forces... <input type="checkbox"/> Married - spouse absent other reasons (Exclude separated)... <input type="checkbox"/> Widowed... <input type="checkbox"/> Divorced... <input type="checkbox"/> Separated... <input type="checkbox"/> Never married... <input type="checkbox"/>	18F. SPOUSE'S LINE NUMBER <input type="checkbox"/> 1 2 3 4 5 6 7 8 9 None	18G1. SEX Male <input type="checkbox"/> 1 Female <input type="checkbox"/> 2 18G2. VETERAN STATUS Veteran <input checked="" type="checkbox"/> 7 Vietnam Era <input type="checkbox"/> Korean War <input type="checkbox"/> World War II <input type="checkbox"/> World War I <input type="checkbox"/> Other Service <input type="checkbox"/> Nonveteran <input type="checkbox"/>	18H. HIGHEST GRADE ATTENDED E H C 1 1 1 2 2 2 3 3 3 4 4 4 5 5 5 6 6 6 7 7 7 8 8 8 9 9 9 None	18I. GRADE COMPLETED Yes <input type="checkbox"/> No <input type="checkbox"/>	18J. RACE 1. White... <input type="checkbox"/> 2. Black... <input type="checkbox"/> 3. Amer. Indian, Aleut, Eskimo... <input type="checkbox"/> 4. Asian or Pacific Isl... <input type="checkbox"/> 5. Other... <input type="checkbox"/>	18K. ORIGIN <input type="checkbox"/> <input type="checkbox"/> <input type="checkbox"/> <input type="checkbox"/> <input type="checkbox"/> <input type="checkbox"/> <input type="checkbox"/> <input type="checkbox"/> <input type="checkbox"/>

INTERVIEWER CHECK ITEM
(Transcribe from control card item 18)

This person is 16-24 years of age (Ask 26A)
 All others (End Questions)

(If 'School' in 19, Verify) LAST WEEK was...
 attending or enrolled in a high school, college, or university? (Mark "Yes" if currently on holiday or seasonal vacation. Mark "No" for summer vacation).

Yes (Verify) 7
 High School...
 College or Univ. (Ask 26B)
 No (End Questions)

... enrolled in school as a full-time or part-time student?
 Full time **END QUESTIONS**
 Part time

UNDER:
 THE L.F. ITEMS FOR ALL H.H. MEMBERS BEFORE ASKING THE SUPPLEMENT
 For each person, go to item 30A on page 3; then fill in corresponding transcription item 18A, 18D, and 18G in CPS-665 for this person.


18L. SOCIAL SECURITY NUMBER
(Transcribe from cc item 26a)

None

<input type="checkbox"/>	<input type="checkbox"/>	<input type="checkbox"/>	<input type="checkbox"/>	<input type="checkbox"/>	<input type="checkbox"/>	<input type="checkbox"/>	<input type="checkbox"/>	<input type="checkbox"/>	<input type="checkbox"/>
I	I	I	I	I	I	I	I	I	I
2	2	2	2	2	2	2	2	2	2
3	3	3	3	3	3	3	3	3	3
4	4	4	4	4	4	4	4	4	4
5	5	5	5	5	5	5	5	5	5
6	6	6	6	6	6	6	6	6	6
7	7	7	7	7	7	7	7	7	7
8	8	8	8	8	8	8	8	8	8
9	9	9	9	9	9	9	9	9	9

1
0
9
8
7
6
5
4
3
2
1
0

Facsimile of March Supplement Questionnaire

<p>1. INTERVIEWER CHECK ITEM Only CPS-665 for household <input type="radio"/> (Fill all applicable) First CPS-665 of continuation h'hd. ... <input type="radio"/> (Items on this page) Second CPS-665 of continuation h'hd. <input type="radio"/> (Transcribe items Third, fourth, etc CPS-665 <input type="radio"/> (3, 6-9, 13) from first CPS-665)</p>	<p>FORM CPS-665</p>  <p>U.S. DEPARTMENT OF COMMERCE BUREAU OF THE CENSUS</p> <p>C P S - 6 6 5</p> <p>INCOME SUPPLEMENT</p> <p>Form Approved - O.M.B. No. 0607-0354</p> <p>MARCH 1985</p>	<p>3. CONTROL NUMBER</p> <table border="1"> <tr> <th>6. PSU NO.</th> <th>7. SEGMENT NO.</th> <th>8. SERIAL NO.</th> <th>9. HOUSEHOLD NO.</th> </tr> <tr> <td>0 0 0</td> <td>0 0 0</td> <td>0 0</td> <td></td> </tr> <tr> <td>1 1 1</td> <td>1 1 1</td> <td>1 1</td> <td>1</td> </tr> <tr> <td>2 2 2</td> <td>2 2 2</td> <td>2 2</td> <td>2</td> </tr> <tr> <td>3 3 3</td> <td>3 3 3</td> <td>3 3</td> <td>3</td> </tr> <tr> <td>4 4 4</td> <td>4 4 4</td> <td>4 4</td> <td>4</td> </tr> <tr> <td>5 5 5</td> <td>5 5 5</td> <td>5 5</td> <td>5</td> </tr> <tr> <td>6 6 6</td> <td>6 6 6</td> <td>6 6</td> <td>6</td> </tr> <tr> <td>7 7 7</td> <td>7 7 7</td> <td>7 7</td> <td>7</td> </tr> <tr> <td>8 8 8</td> <td>8 8 8</td> <td>8 8</td> <td>8</td> </tr> <tr> <td>9 9 9</td> <td>9 9 9</td> <td>9 9</td> <td>9</td> </tr> </table>	6. PSU NO.	7. SEGMENT NO.	8. SERIAL NO.	9. HOUSEHOLD NO.	0 0 0	0 0 0	0 0		1 1 1	1 1 1	1 1	1	2 2 2	2 2 2	2 2	2	3 3 3	3 3 3	3 3	3	4 4 4	4 4 4	4 4	4	5 5 5	5 5 5	5 5	5	6 6 6	6 6 6	6 6	6	7 7 7	7 7 7	7 7	7	8 8 8	8 8 8	8 8	8	9 9 9	9 9 9	9 9	9
6. PSU NO.	7. SEGMENT NO.	8. SERIAL NO.	9. HOUSEHOLD NO.																																											
0 0 0	0 0 0	0 0																																												
1 1 1	1 1 1	1 1	1																																											
2 2 2	2 2 2	2 2	2																																											
3 3 3	3 3 3	3 3	3																																											
4 4 4	4 4 4	4 4	4																																											
5 5 5	5 5 5	5 5	5																																											
6 6 6	6 6 6	6 6	6																																											
7 7 7	7 7 7	7 7	7																																											
8 8 8	8 8 8	8 8	8																																											
9 9 9	9 9 9	9 9	9																																											
<p>10. INTERVIEWER CODE A B C D E F G H J K L M 0 0 0 0 0 0 0 0 0 0 1 1 1 1 1 1 1 1 1 1 2 2 2 2 2 2 2 2 2 2 3 3 3 3 3 3 3 3 3 3 4 4 4 4 4 4 4 4 4 4 5 5 5 5 5 5 5 5 5 5 6 6 6 6 6 6 6 6 6 6 7 7 7 7 7 7 7 7 7 7 8 8 8 8 8 8 8 8 8 8 9 9 9 9 9 9 9 9 9 9</p> <p>13. TYPE INTERVIEW (CPS-665) <input type="radio"/> Personal <input type="radio"/> Telephone (Fill 13A below) <input type="radio"/> Type A Noninterview (Transcribe items 1, 3, 6-10 on this page)</p> <p>13A. DESCRIPTION OF LONGEST JOB (Items 47A-E) IN THIS CPS-665: Yes <input type="radio"/> No <input type="radio"/></p>	<p>INTRODUCTION (Optional)</p> <p>We have just completed the questions about employment and unemployment. Each March, the Census Bureau also collects information about the economic situation of Americans and their families for the previous year. I am going to ask these questions now. We don't expect all answers to be perfect, but please think about each question and answer it the best you can.</p>																																													
<p>77. INTERVIEWER CHECK ITEM TENURE (from Control Card Item 10) Owned or being bought <input type="radio"/> Rented <input type="radio"/> No cash rent <input type="radio"/></p> <p>78. How many housing units are in this structure? 1 <input type="radio"/> 5-9 <input type="radio"/> 2 <input type="radio"/> 10+ <input type="radio"/> 3-4 <input type="radio"/></p> <p>79. INTERVIEWER CHECK ITEM Some household members 5-18 years old <input type="radio"/> (Ask 80) No household members 5-18 years old <input type="radio"/> (Skip to 81)</p> <p>80. During 1985 how many of the children in this household usually ate a complete hot lunch offered at school? <input type="radio"/> All <input type="radio"/> Some, but not all - Mark number 1 2 3 4 5 6 7 8 9 + <input type="radio"/> None</p>	<p>84. INTERVIEWER CHECK ITEM Owned marked in 77 <input type="radio"/> (Skip to 87) Rented or no cash rent marked in 77 <input type="radio"/></p> <p>85. Is this house in a public housing project, that is, is it owned by a local housing authority or other public agency? Yes <input type="radio"/> (Skip to 87) No <input type="radio"/></p> <p>86. Are you paying lower rent because the Federal, State, or local government is paying part of the cost? Yes <input type="radio"/> No <input type="radio"/></p> <p>87. Did anyone in this household get food stamps at any time during 1985? Yes <input type="radio"/> No <input type="radio"/> (Skip to 91)</p> <p>88. How many of the people now living here were covered by food stamps during 1985? All 1 2 3 4 5 6 7 8 9 + <input type="radio"/></p> <p>89. In how many months of 1985 were food stamps received? <input type="text"/> All <input type="radio"/> <input type="radio"/> 1 <input type="radio"/> 2 <input type="radio"/> 3 <input type="radio"/> 4 <input type="radio"/> 5 <input type="radio"/> 6 <input type="radio"/> 7 <input type="radio"/> 8 <input type="radio"/> 9</p>	<p>81. What type of fuel is used most to heat this house (apartment)? Gas - Probe <input type="radio"/> from underground pipes <input type="radio"/> bottled, tank, or LP <input type="radio"/> Electricity <input type="radio"/> Fuel oil, kerosene, etc. <input type="radio"/> Coal or coke <input type="radio"/> Wood <input type="radio"/> Other <input type="radio"/> No fuel used <input type="radio"/></p> <p>92. Since October 1, 1985, was your household without heat for one or more days because you were unable to pay the utility or fuel bill? Yes <input type="radio"/> No <input type="radio"/></p> <p>93. The government has an energy assistance program which helps pay heating costs. This assistance can be received directly by the household or it can be paid directly to the electric company, gas company or fuel dealer. Since October 1, 1985, has this household received assistance of this type from the federal, state, or local government? Yes <input type="radio"/> (Ask 94) No <input type="radio"/> (End questions)</p>																																												
<p>81. INTERVIEWER CHECK ITEM (from Control Card Item 29) A <input type="radio"/> E <input type="radio"/> J <input type="radio"/> B <input type="radio"/> F <input type="radio"/> K <input type="radio"/> C <input type="radio"/> G <input type="radio"/> L <input type="radio"/> (If c.c. item 29 is A-I or NA, fill 82) D <input type="radio"/> H <input type="radio"/> M <input type="radio"/> I <input type="radio"/> N <input type="radio"/> (End questions)</p> <p>82. INTERVIEWER CHECK ITEM All or some marked in 80 <input type="radio"/> (Ask 83) None marked in 80 or 80 blank <input type="radio"/> (Skip to 84)</p> <p>83. During 1985 how many of the children in this household received free or reduced price lunches because they qualified for the Federal School Lunch program? <input type="radio"/> All <input type="radio"/> Some, but not all - Mark number 1 2 3 4 5 6 7 8 9 + <input type="radio"/> None</p>	<p>90. What was the value of all the food stamps received during 1985? (Add monthly amounts to obtain annual figures) \$ <input type="text"/> (Nearest dollar) 0 0 0 0 1 1 1 1 2 2 2 2 3 3 3 3 4 4 4 4 5 5 5 5 6 6 6 6 7 7 7 7 8 8 8 8 9 9 9 9 (Ask 91)</p>	<p>94. Altogether, how much energy assistance has been received since October 1, 1985? <input type="text"/> (Nearest dollar)</p> <p>CODER NUMBER A B C D E F G H J K L M 0 0 0 0 0 0 0 0 0 0 0 0</p>																																												

COMPLETE LINE NUMBER FOR ALL PERSONS 14+ BEFORE BEGINNING QUESTIONS ON EACH PAGE (NAME IS OPTIONAL)

NAME (Optional)	Page 3	Page 4	Page 5	Page 6
LINE NUMBER (Item 18A)	0 0 1 1 2 2 3 3 4 5 6 7 8 9	0 0 1 1 2 2 3 3 4 5 6 7 8 9	0 0 1 1 2 2 3 3 4 5 6 7 8 9	0 0 1 1 2 2 3 3 4 5 6 7 8 9
56. DURING 1985 DID ANYONE IN THIS HOUSEHOLD RECEIVE: 56A. Any Social Security payments from the U.S. Government? Yes <input checked="" type="checkbox"/> 7 No <input type="checkbox"/> (Skip to 57A)				
56B. Who received Social Security payments either for themselves or as combined payments with other family members? <i>Complete 56C & 56D for each person with a "Yes" in 56B</i>	Yes <input type="checkbox"/> No <input type="checkbox"/>	Yes <input type="checkbox"/> No <input type="checkbox"/>	Yes <input type="checkbox"/> No <input type="checkbox"/>	Yes <input type="checkbox"/> No <input type="checkbox"/>
56C. In how many months of 1985 did... receive Social Security payments? <input checked="" type="checkbox"/>	<input type="text"/> Months <input type="checkbox"/> 1 <input type="checkbox"/> 2 3 4 5 6 7 8 9	<input type="text"/> Months <input type="checkbox"/> 1 <input type="checkbox"/> 2 3 4 5 6 7 8 9	<input type="text"/> Months <input type="checkbox"/> 1 <input type="checkbox"/> 2 3 4 5 6 7 8 9	<input type="text"/> Months <input type="checkbox"/> 1 <input type="checkbox"/> 2 3 4 5 6 7 8 9
56D. How much did... receive in Social Security payments during 1985? (separate combined payments) NOTE: Social Security checks are rainbow-colored checks. Do not count pale gold SSI checks as Social Security.	\$ <input type="text"/> <input type="checkbox"/> 0 <input type="checkbox"/> 1 <input type="checkbox"/> 2 <input type="checkbox"/> 3 <input type="checkbox"/> 4 <input type="checkbox"/> 5 <input type="checkbox"/> 6 <input type="checkbox"/> 7 <input type="checkbox"/> 8 <input type="checkbox"/> 9 <input type="checkbox"/> Already included	\$ <input type="text"/> <input type="checkbox"/> 0 <input type="checkbox"/> 1 <input type="checkbox"/> 2 <input type="checkbox"/> 3 <input type="checkbox"/> 4 <input type="checkbox"/> 5 <input type="checkbox"/> 6 <input type="checkbox"/> 7 <input type="checkbox"/> 8 <input type="checkbox"/> 9 <input type="checkbox"/> Already included	\$ <input type="text"/> <input type="checkbox"/> 0 <input type="checkbox"/> 1 <input type="checkbox"/> 2 <input type="checkbox"/> 3 <input type="checkbox"/> 4 <input type="checkbox"/> 5 <input type="checkbox"/> 6 <input type="checkbox"/> 7 <input type="checkbox"/> 8 <input type="checkbox"/> 9 <input type="checkbox"/> Already included	\$ <input type="text"/> <input type="checkbox"/> 0 <input type="checkbox"/> 1 <input type="checkbox"/> 2 <input type="checkbox"/> 3 <input type="checkbox"/> 4 <input type="checkbox"/> 5 <input type="checkbox"/> 6 <input type="checkbox"/> 7 <input type="checkbox"/> 8 <input type="checkbox"/> 9 <input type="checkbox"/> Already included
56E. INTERVIEWER CHECK ITEM <input type="checkbox"/> Children under 23 present - (Ask 56F) <input type="checkbox"/> No children under 23 present - (Skip to 57)				
56F. Did anyone in this household receive any separate Social Security payments which we have not talked about for the children in this household? Yes <input type="checkbox"/> No <input checked="" type="checkbox"/> (If "Yes," make necessary changes to include this amount in 56D for person receiving)				
57. DURING 1985 DID ANYONE IN THIS HOUSEHOLD RECEIVE: 57A. Any SSI payments, that is, Supplemental Security Income? Yes <input checked="" type="checkbox"/> 7 No <input type="checkbox"/> (Go to next page)				
57B. Who received SSI? (Anyone else?) <i>(Complete 57C for each person with "Yes" in 57B)</i>	Yes <input type="checkbox"/> No <input type="checkbox"/>	Yes <input type="checkbox"/> No <input type="checkbox"/>	Yes <input type="checkbox"/> No <input type="checkbox"/>	Yes <input type="checkbox"/> No <input type="checkbox"/>
57C. How much did... receive in Supplemental Security Income during 1985? (Include both Federal and State SSI) NOTE: Federal SSI checks are pale gold in color and usually arrive on the 1st of every month. (Go to 57C for next person with "Yes" in 57B or go to next page)	\$ <input type="text"/> <input type="checkbox"/> 0 <input type="checkbox"/> 1 <input type="checkbox"/> 2 <input type="checkbox"/> 3 <input type="checkbox"/> 4 <input type="checkbox"/> 5 <input type="checkbox"/> 6 <input type="checkbox"/> 7 <input type="checkbox"/> 8 <input type="checkbox"/> 9	\$ <input type="text"/> <input type="checkbox"/> 0 <input type="checkbox"/> 1 <input type="checkbox"/> 2 <input type="checkbox"/> 3 <input type="checkbox"/> 4 <input type="checkbox"/> 5 <input type="checkbox"/> 6 <input type="checkbox"/> 7 <input type="checkbox"/> 8 <input type="checkbox"/> 9	\$ <input type="text"/> <input type="checkbox"/> 0 <input type="checkbox"/> 1 <input type="checkbox"/> 2 <input type="checkbox"/> 3 <input type="checkbox"/> 4 <input type="checkbox"/> 5 <input type="checkbox"/> 6 <input type="checkbox"/> 7 <input type="checkbox"/> 8 <input type="checkbox"/> 9	\$ <input type="text"/> <input type="checkbox"/> 0 <input type="checkbox"/> 1 <input type="checkbox"/> 2 <input type="checkbox"/> 3 <input type="checkbox"/> 4 <input type="checkbox"/> 5 <input type="checkbox"/> 6 <input type="checkbox"/> 7 <input type="checkbox"/> 8 <input type="checkbox"/> 9
Medicare Deduction: \$15.50/month	Annual total for Social Security = last check x 11.64			


NAME (Optional)	Page 3	Page 4	Page 5	Page 6
LINE NUMBER (Item 18A)				
59A. Does anyone in this household have a health problem or disability which prevents them from working or which limits the kind or amount of work they can do? Yes <input type="radio"/> No <input type="radio"/> (Skip to 60A)				
59B. Who is that? (Anyone else?)	Yes <input type="radio"/> No <input type="radio"/>	Yes <input type="radio"/> No <input type="radio"/>	Yes <input type="radio"/> No <input type="radio"/>	Yes <input type="radio"/> No <input type="radio"/>
60A. Is there anyone in this household who has a service-connected disability or who ever retired or left a job for health reasons? Yes <input type="radio"/> No <input type="radio"/> (Skip to 61A)	<input checked="" type="radio"/>	<input checked="" type="radio"/>	<input checked="" type="radio"/>	<input checked="" type="radio"/>
60B. Who is that? (Anyone else?)	Yes <input type="radio"/> No <input type="radio"/>	Yes <input type="radio"/> No <input type="radio"/>	Yes <input type="radio"/> No <input type="radio"/>	Yes <input type="radio"/> No <input type="radio"/>
61A. INTERVIEWER CHECK ITEM <input type="radio"/> "No" to both 59A and 60A (Skip to next page) <input type="radio"/> "Yes" in either 59A or 60A				
(Complete 61B to 61G for each person with a "Yes" in either 59B or 60B) 61B. (Other than Social Security) did ... receive any income in 1985 as a result of this health problem (disability/handicap)?	Yes <input type="radio"/> No <input type="radio"/> (Ask 61B for next person with "Yes" in 59B or 60B or skip to next page)	Yes <input type="radio"/> No <input type="radio"/> (Ask 61B for next person with "Yes" in 59B or 60B or skip to next page)	Yes <input type="radio"/> No <input type="radio"/> (Ask 61B for next person with "Yes" in 59B or 60B or skip to next page)	Yes <input type="radio"/> No <input type="radio"/> (Ask 61B for next person with "Yes" in 59B or 60B or skip to next page)
61C. What was the source of this income? (Any other income related to this health condition or disability?)				
01. Veterans' disability	Yes <input type="radio"/> No <input type="radio"/>	Yes <input type="radio"/> No <input type="radio"/>	Yes <input type="radio"/> No <input type="radio"/>	Yes <input type="radio"/> No <input type="radio"/>
02. Worker's compensation	Yes <input type="radio"/> No <input type="radio"/>	Yes <input type="radio"/> No <input type="radio"/>	Yes <input type="radio"/> No <input type="radio"/>	Yes <input type="radio"/> No <input type="radio"/>
03. Company or union disability	Yes <input type="radio"/> No <input type="radio"/>	Yes <input type="radio"/> No <input type="radio"/>	Yes <input type="radio"/> No <input type="radio"/>	Yes <input type="radio"/> No <input type="radio"/>
04. Federal Government (Civil Service) disability	Yes <input type="radio"/> No <input type="radio"/>	Yes <input type="radio"/> No <input type="radio"/>	Yes <input type="radio"/> No <input type="radio"/>	Yes <input type="radio"/> No <input type="radio"/>
05. U.S. military retirement disability	Yes <input type="radio"/> No <input type="radio"/>	Yes <input type="radio"/> No <input type="radio"/>	Yes <input type="radio"/> No <input type="radio"/>	Yes <input type="radio"/> No <input type="radio"/>
06. State or local gov't. employee disability	Yes <input type="radio"/> No <input type="radio"/>	Yes <input type="radio"/> No <input type="radio"/>	Yes <input type="radio"/> No <input type="radio"/>	Yes <input type="radio"/> No <input type="radio"/>
07. U.S. Railroad Retirement disability	Yes <input checked="" type="radio"/> No <input type="radio"/>	Yes <input checked="" type="radio"/> No <input type="radio"/>	Yes <input checked="" type="radio"/> No <input type="radio"/>	Yes <input checked="" type="radio"/> No <input type="radio"/>
08. Accident or disability insurance	Yes <input type="radio"/> No <input type="radio"/>	Yes <input type="radio"/> No <input type="radio"/>	Yes <input type="radio"/> No <input type="radio"/>	Yes <input type="radio"/> No <input type="radio"/>
09. Black Lung miner's disability	Yes <input type="radio"/> No <input type="radio"/>	Yes <input type="radio"/> No <input type="radio"/>	Yes <input type="radio"/> No <input type="radio"/>	Yes <input type="radio"/> No <input type="radio"/>
10. State temporary sickness	Yes <input type="radio"/> No <input type="radio"/>	Yes <input type="radio"/> No <input type="radio"/>	Yes <input type="radio"/> No <input type="radio"/>	Yes <input type="radio"/> No <input type="radio"/>
11. Other or don't know (Specify in notes)	Yes <input type="radio"/> No <input type="radio"/>	Yes <input type="radio"/> No <input type="radio"/>	Yes <input type="radio"/> No <input type="radio"/>	Yes <input type="radio"/> No <input type="radio"/>
(Complete 61D & 61E for first "Yes" in 61C)				
61D. Income Source Code	<input type="radio"/> I <input type="radio"/> 1 2 3 4 5 6 7 8 9	<input type="radio"/> I <input type="radio"/> 1 2 3 4 5 6 7 8 9	<input type="radio"/> I <input type="radio"/> 1 2 3 4 5 6 7 8 9	<input type="radio"/> I <input type="radio"/> 1 2 3 4 5 6 7 8 9
61E. How much did ... receive from ... (read source) during 1985? (Complete 61F and 61G for next income source marked or go to 61B for next person with "Yes" in either 59B or 60B or go to next page)	\$ <input type="text"/> <input type="radio"/> 0 <input type="radio"/> 1 <input type="radio"/> 2 <input type="radio"/> 3 <input type="radio"/> 4 <input type="radio"/> 5 <input type="radio"/> 6 <input type="radio"/> 7 <input type="radio"/> 8 <input type="radio"/> 9	\$ <input type="text"/> <input type="radio"/> 0 <input type="radio"/> 1 <input type="radio"/> 2 <input type="radio"/> 3 <input type="radio"/> 4 <input type="radio"/> 5 <input type="radio"/> 6 <input type="radio"/> 7 <input type="radio"/> 8 <input type="radio"/> 9	\$ <input type="text"/> <input type="radio"/> 0 <input type="radio"/> 1 <input type="radio"/> 2 <input type="radio"/> 3 <input type="radio"/> 4 <input type="radio"/> 5 <input type="radio"/> 6 <input type="radio"/> 7 <input type="radio"/> 8 <input type="radio"/> 9	\$ <input type="text"/> <input type="radio"/> 0 <input type="radio"/> 1 <input type="radio"/> 2 <input type="radio"/> 3 <input type="radio"/> 4 <input type="radio"/> 5 <input type="radio"/> 6 <input type="radio"/> 7 <input type="radio"/> 8 <input type="radio"/> 9
61F. Income Source Code	<input type="radio"/> I <input type="radio"/> 1 2 3 4 5 6 7 8 9	<input type="radio"/> I <input type="radio"/> 1 2 3 4 5 6 7 8 9	<input type="radio"/> I <input type="radio"/> 1 2 3 4 5 6 7 8 9	<input type="radio"/> I <input type="radio"/> 1 2 3 4 5 6 7 8 9
61G. How much did ... receive from ... (read source) during 1985? (Go to 61B for next person with "Yes" in either 59B or 60B or go to next page)	\$ <input type="text"/> <input type="radio"/> 0 <input type="radio"/> 1 <input type="radio"/> 2 <input type="radio"/> 3 <input type="radio"/> 4 <input type="radio"/> 5 <input type="radio"/> 6 <input type="radio"/> 7 <input type="radio"/> 8 <input type="radio"/> 9	\$ <input type="text"/> <input type="radio"/> 0 <input type="radio"/> 1 <input type="radio"/> 2 <input type="radio"/> 3 <input type="radio"/> 4 <input type="radio"/> 5 <input type="radio"/> 6 <input type="radio"/> 7 <input type="radio"/> 8 <input type="radio"/> 9	\$ <input type="text"/> <input type="radio"/> 0 <input type="radio"/> 1 <input type="radio"/> 2 <input type="radio"/> 3 <input type="radio"/> 4 <input type="radio"/> 5 <input type="radio"/> 6 <input type="radio"/> 7 <input type="radio"/> 8 <input type="radio"/> 9	\$ <input type="text"/> <input type="radio"/> 0 <input type="radio"/> 1 <input type="radio"/> 2 <input type="radio"/> 3 <input type="radio"/> 4 <input type="radio"/> 5 <input type="radio"/> 6 <input type="radio"/> 7 <input type="radio"/> 8 <input type="radio"/> 9

NAME (Optional)				
LINE NUMBER (Item 18A)	Page 3	Page 4	Page 5	Page 6
62A. (Other than Social Security) During 1985 did anyone in this household receive any pension or retirement income from a previous employer or union (pouse), or any other type of retirement income? Yes <input type="radio"/> 7 <input checked="" type="checkbox"/> No <input type="radio"/> C (Go to next page)				
62B. Who received pension or retirement income? (Anyone else?) (Complete 62C-62G for each person with a "Yes" in 62B)	Yes <input type="radio"/> No <input type="radio"/> C	Yes <input type="radio"/> No <input type="radio"/> C	Yes <input type="radio"/> No <input type="radio"/> C	Yes <input type="radio"/> No <input type="radio"/> C
62C. What was the source of this income? (Any other pension or retirement income?) 1. Company or union pension (inc. profit sharing) 2. Federal Government (Civil Service) retirement 3. U.S. Military retirement 4. State or local government pension 5. U.S. Railroad Retirement 6. Regular payments from annuities or paid up insurance policies 7. Other sources including IRA or KEOUGH or don't know (Specify in notes)	Yes <input type="radio"/> No <input type="radio"/> C Yes <input type="radio"/> No <input type="radio"/> C Yes <input type="radio"/> No <input type="radio"/> C Yes <input type="radio"/> No <input type="radio"/> C Yes <input type="radio"/> No <input type="radio"/> C Yes <input type="radio"/> No <input type="radio"/> C Yes <input type="radio"/> No <input type="radio"/> C	Yes <input type="radio"/> No <input type="radio"/> C Yes <input type="radio"/> No <input type="radio"/> C Yes <input type="radio"/> No <input type="radio"/> C Yes <input type="radio"/> No <input type="radio"/> C Yes <input type="radio"/> No <input type="radio"/> C Yes <input type="radio"/> No <input type="radio"/> C Yes <input type="radio"/> No <input type="radio"/> C	Yes <input type="radio"/> No <input type="radio"/> C Yes <input type="radio"/> No <input type="radio"/> C Yes <input type="radio"/> No <input type="radio"/> C Yes <input type="radio"/> No <input type="radio"/> C Yes <input type="radio"/> No <input type="radio"/> C Yes <input type="radio"/> No <input type="radio"/> C Yes <input type="radio"/> No <input type="radio"/> C	Yes <input type="radio"/> No <input type="radio"/> C Yes <input type="radio"/> No <input type="radio"/> C Yes <input type="radio"/> No <input type="radio"/> C Yes <input type="radio"/> No <input type="radio"/> C Yes <input type="radio"/> No <input type="radio"/> C Yes <input type="radio"/> No <input type="radio"/> C Yes <input type="radio"/> No <input type="radio"/> C
62D. INCOME SOURCE CODE (Complete 62D and 62E for first "Yes" in 62C)	1 2 3 4 5 6 7	1 2 3 4 5 6 7	1 2 3 4 5 6 7	1 2 3 4 5 6 7
62E. How much did ... receive from _____ (read source) during 1985? (Fill 62F and 62G for next income source marked or go to 62C for next person with "Yes" in 62B or skip to next page)	\$ <input type="text"/> 0 0 0 0 0 0 1 1 1 1 1 1 2 2 2 2 2 2 3 3 3 3 3 3 4 4 4 4 4 4 5 5 5 5 5 5 6 6 6 6 6 6 7 7 7 7 7 7 8 8 8 8 8 8 9 9 9 9 9 9	\$ <input type="text"/> 0 0 0 0 0 0 1 1 1 1 1 1 2 2 2 2 2 2 3 3 3 3 3 3 4 4 4 4 4 4 5 5 5 5 5 5 6 6 6 6 6 6 7 7 7 7 7 7 8 8 8 8 8 8 9 9 9 9 9 9	\$ <input type="text"/> 0 0 0 0 0 0 1 1 1 1 1 1 2 2 2 2 2 2 3 3 3 3 3 3 4 4 4 4 4 4 5 5 5 5 5 5 6 6 6 6 6 6 7 7 7 7 7 7 8 8 8 8 8 8 9 9 9 9 9 9	\$ <input type="text"/> 0 0 0 0 0 0 1 1 1 1 1 1 2 2 2 2 2 2 3 3 3 3 3 3 4 4 4 4 4 4 5 5 5 5 5 5 6 6 6 6 6 6 7 7 7 7 7 7 8 8 8 8 8 8 9 9 9 9 9 9
62F. INCOME SOURCE CODE	1 2 3 4 5 6 7	1 2 3 4 5 6 7	1 2 3 4 5 6 7	1 2 3 4 5 6 7
62G. How much did ... receive from _____ (read source) during 1985? (Go to 62C for next person with "Yes" in 62B or go to next page)	\$ <input type="text"/> 0 0 0 0 0 0 1 1 1 1 1 1 2 2 2 2 2 2 3 3 3 3 3 3 4 4 4 4 4 4 5 5 5 5 5 5 6 6 6 6 6 6 7 7 7 7 7 7 8 8 8 8 8 8 9 9 9 9 9 9	\$ <input type="text"/> 0 0 0 0 0 0 1 1 1 1 1 1 2 2 2 2 2 2 3 3 3 3 3 3 4 4 4 4 4 4 5 5 5 5 5 5 6 6 6 6 6 6 7 7 7 7 7 7 8 8 8 8 8 8 9 9 9 9 9 9	\$ <input type="text"/> 0 0 0 0 0 0 1 1 1 1 1 1 2 2 2 2 2 2 3 3 3 3 3 3 4 4 4 4 4 4 5 5 5 5 5 5 6 6 6 6 6 6 7 7 7 7 7 7 8 8 8 8 8 8 9 9 9 9 9 9	\$ <input type="text"/> 0 0 0 0 0 0 1 1 1 1 1 1 2 2 2 2 2 2 3 3 3 3 3 3 4 4 4 4 4 4 5 5 5 5 5 5 6 6 6 6 6 6 7 7 7 7 7 7 8 8 8 8 8 8 9 9 9 9 9 9
NOTES:				

NAME (Optional)				
LINE NUMBER (Item 18A)	Page 3	Page 4	Page 5	Page 6
66A. During 1985 did anyone in this household attend school beyond the high school level including a college, university or other schools (including vocational, business, or trade schools)? Yes <input type="radio"/> 7 No <input type="radio"/> (Go to next page) <input checked="" type="checkbox"/>				
66B. Did anyone receive any educational assistance for tuition, fees, books, or living expenses during 1985? (Exclude loans or assistance from household members) Yes <input type="radio"/> 7 No <input type="radio"/> (Go to next page) <input checked="" type="checkbox"/>				
66C. Which member received assistance? (Anyone else?)	Yes <input type="radio"/> No <input type="radio"/>	Yes <input type="radio"/> No <input type="radio"/>	Yes <input type="radio"/> No <input type="radio"/>	Yes <input type="radio"/> No <input type="radio"/>
(Complete 66D to 66H for each person with "Yes" in 66C) 66D. What type of assistance did ... receive? (Any other assistance?)				
a. G.I. Bill or Veterans' educational assistance program	Yes <input type="radio"/> No <input type="radio"/>	Yes <input type="radio"/> No <input type="radio"/>	Yes <input type="radio"/> No <input type="radio"/>	Yes <input type="radio"/> No <input type="radio"/>
b. Pell Grant or Basic Education Opportunity Grant	Yes <input type="radio"/> No <input type="radio"/>	Yes <input type="radio"/> No <input type="radio"/>	Yes <input type="radio"/> No <input type="radio"/>	Yes <input type="radio"/> No <input type="radio"/>
c. Some other government assistance	Yes <input type="radio"/> <input checked="" type="checkbox"/> No <input type="radio"/>	Yes <input type="radio"/> <input checked="" type="checkbox"/> No <input type="radio"/>	Yes <input type="radio"/> <input checked="" type="checkbox"/> No <input type="radio"/>	Yes <input type="radio"/> <input checked="" type="checkbox"/> No <input type="radio"/>
d. Scholarships, grants, etc., from the school	Yes <input type="radio"/> No <input type="radio"/>	Yes <input type="radio"/> No <input type="radio"/>	Yes <input type="radio"/> No <input type="radio"/>	Yes <input type="radio"/> No <input type="radio"/>
e. Other assistance (employers, friends, etc.) (Exclude assistance from household members)	Yes <input type="radio"/> No <input type="radio"/>	Yes <input type="radio"/> No <input type="radio"/>	Yes <input type="radio"/> No <input type="radio"/>	Yes <input type="radio"/> No <input type="radio"/>
66E. INTERVIEWER CHECK ITEM G.I. Bill marked "YES" in 66D?	Yes <input type="radio"/> (ASK 66F) No <input type="radio"/> (Skip to 66H)	Yes <input type="radio"/> (ASK 66F) No <input type="radio"/> (Skip to 66H)	Yes <input type="radio"/> (ASK 66F) No <input type="radio"/> (Skip to 66H)	Yes <input type="radio"/> (ASK 66F) No <input type="radio"/> (Skip to 66H)
66F. How much did ... receive in G.I. Bill benefits during 1985?	\$ <input type="text"/> 0 0 0 0 0 0 1 1 1 1 1 1 2 2 2 2 2 2 3 3 3 3 3 3 4 4 4 4 4 4 5 5 5 5 5 5 6 6 6 6 6 6 7 7 7 7 7 7 8 8 8 8 8 8 9 9 9 9 9 9	\$ <input type="text"/> 0 0 0 0 0 0 1 1 1 1 1 1 2 2 2 2 2 2 3 3 3 3 3 3 4 4 4 4 4 4 5 5 5 5 5 5 6 6 6 6 6 6 7 7 7 7 7 7 8 8 8 8 8 8 9 9 9 9 9 9	\$ <input type="text"/> 0 0 0 0 0 0 1 1 1 1 1 1 2 2 2 2 2 2 3 3 3 3 3 3 4 4 4 4 4 4 5 5 5 5 5 5 6 6 6 6 6 6 7 7 7 7 7 7 8 8 8 8 8 8 9 9 9 9 9 9	\$ <input type="text"/> 0 0 0 0 0 0 1 1 1 1 1 1 2 2 2 2 2 2 3 3 3 3 3 3 4 4 4 4 4 4 5 5 5 5 5 5 6 6 6 6 6 6 7 7 7 7 7 7 8 8 8 8 8 8 9 9 9 9 9 9
66G. INTERVIEWER CHECK ITEM Sources other than G.I. Bill marked "Yes" in 66D?	Yes <input type="radio"/> (ASK 66H) No <input type="radio"/> (Skip to next person marked "Yes" in 66C or Go to next page)	Yes <input type="radio"/> (ASK 66H) No <input type="radio"/> (Skip to next person marked "Yes" in 66C or Go to next page)	Yes <input type="radio"/> (ASK 66H) No <input type="radio"/> (Skip to next person marked "Yes" in 66C or Go to next page)	Yes <input type="radio"/> (ASK 66H) No <input type="radio"/> (Skip to next person marked "Yes" in 66C or Go to next page)
66H. How much did ... receive in (other) educational assistance during 1985? (Go to 66D for next person marked "Yes" in 66C or Go to next page)	\$ <input type="text"/> 0 0 0 0 0 0 1 1 1 1 1 1 2 2 2 2 2 2 3 3 3 3 3 3 4 4 4 4 4 4 5 5 5 5 5 5 6 6 6 6 6 6 7 7 7 7 7 7 8 8 8 8 8 8 9 9 9 9 9 9	\$ <input type="text"/> 0 0 0 0 0 0 1 1 1 1 1 1 2 2 2 2 2 2 3 3 3 3 3 3 4 4 4 4 4 4 5 5 5 5 5 5 6 6 6 6 6 6 7 7 7 7 7 7 8 8 8 8 8 8 9 9 9 9 9 9	\$ <input type="text"/> 0 0 0 0 0 0 1 1 1 1 1 1 2 2 2 2 2 2 3 3 3 3 3 3 4 4 4 4 4 4 5 5 5 5 5 5 6 6 6 6 6 6 7 7 7 7 7 7 8 8 8 8 8 8 9 9 9 9 9 9	\$ <input type="text"/> 0 0 0 0 0 0 1 1 1 1 1 1 2 2 2 2 2 2 3 3 3 3 3 3 4 4 4 4 4 4 5 5 5 5 5 5 6 6 6 6 6 6 7 7 7 7 7 7 8 8 8 8 8 8 9 9 9 9 9 9
NOTES:				

NAME (Optional)	Page 3	Page 4	Page 5	Page 6
LINE NUMBER (Item 18A)				
70. DURING 1985 DID ANYONE IN THIS HOUSEHOLD RECEIVE: 70A. Any child support payments? Yes <input type="radio"/> <u>7</u> <input checked="" type="checkbox"/> No <input type="radio"/> (Skip to 71A)				
70B. Who received these payments? (Anyone else?) (Complete 70C for each person with a "Yes" in 70B) 70C. How much did ... receive in child support payments? (Ask 70C for next person with "Yes" in 70B or ask 71)	Yes <input type="radio"/> No <input type="radio"/> \$ <input type="text"/> 0 1 2 3 4 5 6 7 8 9 0 1 2 3 4 5 6 7 8 9 0 1 2 3 4 5 6 7 8 9 0 1 2 3 4 5 6 7 8 9 0 1 2 3 4 5 6 7 8 9	Yes <input type="radio"/> No <input type="radio"/> \$ <input type="text"/> 0 1 2 3 4 5 6 7 8 9 0 1 2 3 4 5 6 7 8 9 0 1 2 3 4 5 6 7 8 9 0 1 2 3 4 5 6 7 8 9 0 1 2 3 4 5 6 7 8 9	Yes <input type="radio"/> No <input type="radio"/> \$ <input type="text"/> 0 1 2 3 4 5 6 7 8 9 0 1 2 3 4 5 6 7 8 9 0 1 2 3 4 5 6 7 8 9 0 1 2 3 4 5 6 7 8 9 0 1 2 3 4 5 6 7 8 9	Yes <input type="radio"/> No <input type="radio"/> \$ <input type="text"/> 0 1 2 3 4 5 6 7 8 9 0 1 2 3 4 5 6 7 8 9 0 1 2 3 4 5 6 7 8 9 0 1 2 3 4 5 6 7 8 9 0 1 2 3 4 5 6 7 8 9
71. DURING 1985 DID ANYONE IN THIS HOUSEHOLD RECEIVE: 71A. Any alimony payments? Yes <input type="radio"/> <u>7</u> <input checked="" type="checkbox"/> No <input type="radio"/> (Skip to 72A)				
71B. Who received these payments during 1985? (Anyone else?) (Complete 71C for each person with a "Yes" in 71B) 71C. How much did ... receive in alimony payments during 1985? (Ask 71C for next person with "Yes" in 71B or ask 72)	Yes <input type="radio"/> No <input type="radio"/> \$ <input type="text"/> 0 1 2 3 4 5 6 7 8 9 0 1 2 3 4 5 6 7 8 9 0 1 2 3 4 5 6 7 8 9 0 1 2 3 4 5 6 7 8 9 0 1 2 3 4 5 6 7 8 9	Yes <input type="radio"/> No <input type="radio"/> \$ <input type="text"/> 0 1 2 3 4 5 6 7 8 9 0 1 2 3 4 5 6 7 8 9 0 1 2 3 4 5 6 7 8 9 0 1 2 3 4 5 6 7 8 9 0 1 2 3 4 5 6 7 8 9	Yes <input type="radio"/> No <input type="radio"/> \$ <input type="text"/> 0 1 2 3 4 5 6 7 8 9 0 1 2 3 4 5 6 7 8 9 0 1 2 3 4 5 6 7 8 9 0 1 2 3 4 5 6 7 8 9 0 1 2 3 4 5 6 7 8 9	Yes <input type="radio"/> No <input type="radio"/> \$ <input type="text"/> 0 1 2 3 4 5 6 7 8 9 0 1 2 3 4 5 6 7 8 9 0 1 2 3 4 5 6 7 8 9 0 1 2 3 4 5 6 7 8 9 0 1 2 3 4 5 6 7 8 9
72. DURING 1985 DID ANYONE IN THIS HOUSEHOLD RECEIVE: 72A. Any (other) regular financial assistance from friends or relatives not living in this household? (Do not include loans) Yes <input type="radio"/> <u>7</u> <input checked="" type="checkbox"/> No <input type="radio"/> (Skip to 73)				
72B. Who received this assistance? (Anyone else?) (Ask 72C for each person with a "Yes" in 72B) 72C. How much assistance did ... receive during 1985?	Yes <input type="radio"/> No <input type="radio"/> \$ <input type="text"/> 0 1 2 3 4 5 6 7 8 9 0 1 2 3 4 5 6 7 8 9 0 1 2 3 4 5 6 7 8 9 0 1 2 3 4 5 6 7 8 9 0 1 2 3 4 5 6 7 8 9	Yes <input type="radio"/> No <input type="radio"/> \$ <input type="text"/> 0 1 2 3 4 5 6 7 8 9 0 1 2 3 4 5 6 7 8 9 0 1 2 3 4 5 6 7 8 9 0 1 2 3 4 5 6 7 8 9 0 1 2 3 4 5 6 7 8 9	Yes <input type="radio"/> No <input type="radio"/> \$ <input type="text"/> 0 1 2 3 4 5 6 7 8 9 0 1 2 3 4 5 6 7 8 9 0 1 2 3 4 5 6 7 8 9 0 1 2 3 4 5 6 7 8 9 0 1 2 3 4 5 6 7 8 9	Yes <input type="radio"/> No <input type="radio"/> \$ <input type="text"/> 0 1 2 3 4 5 6 7 8 9 0 1 2 3 4 5 6 7 8 9 0 1 2 3 4 5 6 7 8 9 0 1 2 3 4 5 6 7 8 9 0 1 2 3 4 5 6 7 8 9
73. Sometimes people forget about small amounts of income, or income received for only part of the year. Did anyone in this household receive income from: 73A. Hobbies, home businesses, farms, or business interests not already covered? Yes <input type="radio"/> No <input checked="" type="checkbox"/> (If "Yes" marked in any, ask 73B, otherwise go to next page) Any unemployment compensation, welfare, or any other money income not already covered? Yes <input type="radio"/> No <input checked="" type="checkbox"/>	OFFICE USE ONLY 0 1 2 3 4 5 6 7 8 9	OFFICE USE ONLY 0 1 2 3 4 5 6 7 8 9	OFFICE USE ONLY 0 1 2 3 4 5 6 7 8 9	OFFICE USE ONLY 0 1 2 3 4 5 6 7 8 9
73B. Who received this income? (Anyone else?) (Complete 73C & 73D for each person with a "Yes" in 73B) 73C. What was the source of this income? (Specify) 73D. How much did ... receive (Altogether) in 1985? (Go to 73C for next person with "Yes" in 73B or go to next page)	Yes <input type="radio"/> No <input type="radio"/> \$ <input type="text"/> 0 1 2 3 4 5 6 7 8 9 0 1 2 3 4 5 6 7 8 9 0 1 2 3 4 5 6 7 8 9 0 1 2 3 4 5 6 7 8 9 0 1 2 3 4 5 6 7 8 9	Yes <input type="radio"/> No <input type="radio"/> \$ <input type="text"/> 0 1 2 3 4 5 6 7 8 9 0 1 2 3 4 5 6 7 8 9 0 1 2 3 4 5 6 7 8 9 0 1 2 3 4 5 6 7 8 9 0 1 2 3 4 5 6 7 8 9	Yes <input type="radio"/> No <input type="radio"/> \$ <input type="text"/> 0 1 2 3 4 5 6 7 8 9 0 1 2 3 4 5 6 7 8 9 0 1 2 3 4 5 6 7 8 9 0 1 2 3 4 5 6 7 8 9 0 1 2 3 4 5 6 7 8 9	Yes <input type="radio"/> No <input type="radio"/> \$ <input type="text"/> 0 1 2 3 4 5 6 7 8 9 0 1 2 3 4 5 6 7 8 9 0 1 2 3 4 5 6 7 8 9 0 1 2 3 4 5 6 7 8 9 0 1 2 3 4 5 6 7 8 9

NAME (Optional)				
LINE NUMBER (Item 18A)	Page 3	Page 4	Page 5	Page 6
74. INTERVIEWER CHECK ITEM Item 29A or 29B is "Yes"? (worked last year)	Yes <input type="radio"/> (Go to 74A) No <input type="radio"/> (Skip to 75)	Yes <input type="radio"/> (Go to 74A) No <input type="radio"/> (Skip to 75)	Yes <input type="radio"/> (Go to 74A) No <input type="radio"/> (Skip to 75)	Yes <input type="radio"/> (Go to 74A) No <input type="radio"/> (Skip to 75)
Complete 74A-74E for each person with "Yes" in 74. 74A. Other than Social Security did the (any) employer or union that... worked for in 1985 have a pension or other type of retirement plan for any of its employees?	Yes <input type="radio"/> (Ask 74B) No <input type="radio"/> (Skip to 74C) Don't know <input type="radio"/>	Yes <input type="radio"/> (Ask 74B) No <input type="radio"/> (Skip to 74C) Don't know <input type="radio"/>	Yes <input type="radio"/> (Ask 74B) No <input type="radio"/> (Skip to 74C) Don't know <input type="radio"/>	Yes <input type="radio"/> (Ask 74B) No <input type="radio"/> (Skip to 74C) Don't know <input type="radio"/>
74B. Was... included in that plan?	Yes <input type="radio"/> No <input type="radio"/>	Yes <input type="radio"/> No <input type="radio"/>	Yes <input type="radio"/> No <input type="radio"/>	Yes <input type="radio"/> No <input type="radio"/>
74C. Was... included in a group health insurance plan on the (any) job he/she held during 1985?	Yes <input type="radio"/> (Ask 74D) No <input type="radio"/> (Go to 74A for next) DK <input type="radio"/> (person with "Yes" in 74 or skip to 75)	Yes <input type="radio"/> (Ask 74D) No <input type="radio"/> (Go to 74A for next) DK <input type="radio"/> (person with "Yes" in 74 or skip to 75)	Yes <input type="radio"/> (Ask 74D) No <input type="radio"/> (Go to 74A for next) DK <input type="radio"/> (person with "Yes" in 74 or skip to 75)	Yes <input type="radio"/> (Ask 74D) No <input type="radio"/> (Go to 74A for next) DK <input type="radio"/> (person with "Yes" in 74 or skip to 75)
74D. Did... 's employer or union pay for all, part, or none of the cost of this health plan?	All <input type="radio"/> Part <input type="radio"/> None <input type="radio"/>	All <input type="radio"/> Part <input type="radio"/> None <input type="radio"/>	All <input type="radio"/> Part <input type="radio"/> None <input type="radio"/>	All <input type="radio"/> Part <input type="radio"/> None <input type="radio"/>
74E. Other than... who else in this household was covered by this group health insurance plan? (Go to 74A for next person with "Yes" in 74 or go to 75)	Spouse only <input type="radio"/> Child(ren) only <input type="radio"/> Spouse and child(ren) <input type="radio"/> Self only <input type="radio"/> Other <input type="radio"/>	Spouse only <input type="radio"/> Child(ren) only <input type="radio"/> Spouse and child(ren) <input type="radio"/> Self only <input type="radio"/> Other <input type="radio"/>	Spouse only <input type="radio"/> Child(ren) only <input type="radio"/> Spouse and child(ren) <input type="radio"/> Self only <input type="radio"/> Other <input type="radio"/>	Spouse only <input type="radio"/> Child(ren) only <input type="radio"/> Spouse and child(ren) <input type="radio"/> Self only <input type="radio"/> Other <input type="radio"/>
75. There are several government programs which provide medical care or help pay medical bills. During 1985 was anyone in this household covered by:				
75A. Medicare (for the disabled and elderly)? Yes <input type="radio"/> 7 No <input type="radio"/> (Skip to 75C)				
75B. Who was that? (Anyone else?)	Yes <input type="radio"/> No <input type="radio"/>	Yes <input type="radio"/> No <input type="radio"/>	Yes <input type="radio"/> No <input type="radio"/>	Yes <input type="radio"/> No <input type="radio"/>
75C. Medicaid (for the needy)? Yes <input type="radio"/> 7 No <input type="radio"/> (Skip to 75E)				
75D. Who was that? (Anyone else?)	Yes <input type="radio"/> No <input type="radio"/>	Yes <input type="radio"/> No <input type="radio"/>	Yes <input type="radio"/> No <input type="radio"/>	Yes <input type="radio"/> No <input type="radio"/>
75E. CHAMPUS, VA, or military health care? Yes <input type="radio"/> 7 No <input type="radio"/> (Skip to 76A)				
75F. Who was that? (Anyone else?)	Yes <input type="radio"/> No <input type="radio"/>	Yes <input type="radio"/> No <input type="radio"/>	Yes <input type="radio"/> No <input type="radio"/>	Yes <input type="radio"/> No <input type="radio"/>
76A. Did anyone in this household have any (other) health insurance plan at any time during 1985? Do not include accident or disability insurance. Yes <input type="radio"/> 7 No <input type="radio"/> (Go to item 77 on page 1)				
76B. Who was that? (Anyone else?)	Yes <input type="radio"/> No <input type="radio"/>	Yes <input type="radio"/> No <input type="radio"/>	Yes <input type="radio"/> No <input type="radio"/>	Yes <input type="radio"/> No <input type="radio"/>
76C. Other than... who else in this household was covered by this plan? (Go to 76C for next person with "Yes" in 76B or Item 77 on page 1)	Spouse only <input type="radio"/> Child(ren) only <input type="radio"/> Spouse and child(ren) <input type="radio"/> Self only <input type="radio"/> Other <input type="radio"/>	Spouse only <input type="radio"/> Child(ren) only <input type="radio"/> Spouse and child(ren) <input type="radio"/> Self only <input type="radio"/> Other <input type="radio"/>	Spouse only <input type="radio"/> Child(ren) only <input type="radio"/> Spouse and child(ren) <input type="radio"/> Self only <input type="radio"/> Other <input type="radio"/>	Spouse only <input type="radio"/> Child(ren) only <input type="radio"/> Spouse and child(ren) <input type="radio"/> Self only <input type="radio"/> Other <input type="radio"/>
NOTES:				

<p>INTERVIEWER CHECK ITEM</p> <p>Unit CPS 1 for household <input type="checkbox"/></p> <p>First CPS 1 of contribution to PSU <input type="checkbox"/></p> <p>Second CPS 1 of contribution to PSU <input type="checkbox"/></p> <p>Third CPS 1 of contribution to PSU <input type="checkbox"/></p>	<p>FORM CPS 1</p> <div style="text-align: center;">  U.S. DEPARTMENT OF COMMERCE Bureau of the Census </div> <p style="text-align: center;">CURRENT POPULATION SURVEY</p> <p>Form Approved - O.M.B. No. 0607-0049 Formic 26.1:1</p>	<p>CONTROL NUMBER</p> <table style="width: 100%; border-collapse: collapse;"> <tr> <td style="border-right: 1px dashed black; width: 33%;"></td> <td style="border-right: 1px dashed black; width: 33%;"></td> <td style="width: 33%;"></td> </tr> <tr> <td style="text-align: center; border-top: 1px dashed black;">PSU</td> <td style="text-align: center; border-top: 1px dashed black;">SEGMENT</td> <td style="text-align: center; border-top: 1px dashed black;">SERIAL</td> </tr> </table>				PSU	SEGMENT	SERIAL
PSU	SEGMENT	SERIAL						
<p>LINE NO. OF HH-HOLD RESP.</p> <p>NON HH-HOLD RESPONDENT <input type="checkbox"/> (Service and Social Interview only)</p>								
<p>INTERVIEW</p> <p>ANY ENTRY OTHER THAN NEVER WORKED IN ITEMS 23A-E in the CPS-1 <input type="checkbox"/> Yes <input type="checkbox"/> No</p> <p>NONINTERVIEW</p> <p>TYPE A <input type="checkbox"/></p> <p>TYPE B <input type="checkbox"/></p> <p>TYPE C <input type="checkbox"/></p> <p>(SEND INTER CONNH)</p>								

CURRENT

POPULATION

SURVEY

TELEPHONE HOLD
 (Mark this box for office "telephone hold" calls only.)

APRIL 1986

FIRST CHILD					
18A. LINE NO.	18B. RELATIONSHIP TO REFERENCE PERSON (Control Card item 14b)	18C. PARENT'S LINE NUMBER	18D. AGE	18G1. SEX Male Female	18K. ORIGIN
	Own Child				
	Brother/Sister				
	Other relative of Reference Person				
	Non-rel of Reference Person—WITH OWN RELS in household				
	Non-rel of Reference Person—NO OWN rels in household	None			
				18J. RACE 1 White	
				2 Black	
				3 Amer Indian, Aleut, Eskimo	
				4 Asian or Pacific Islander	
				5 Other	

SECOND CHILD					
18A. LINE NO.	18B. RELATIONSHIP TO REFERENCE PERSON (Control Card item 14b)	18C. PARENT'S LINE NUMBER	18D. AGE	18G1. SEX Male Female	18K. ORIGIN
	Own Child				
	Brother/Sister				
	Other relative of Reference Person				
	Non-rel of Reference Person—WITH OWN RELS in household				
	Non-rel of Reference Person—NO OWN rels in household	None			
				18J. RACE 1 White	
				2 Black	
				3 Amer Indian, Aleut, Eskimo	
				4 Asian or Pacific Islander	
				5 Other	

THIRD CHILD					
18A. LINE NO.	18B. RELATIONSHIP TO REFERENCE PERSON (Control Card item 14b)	18C. PARENT'S LINE NUMBER	18D. AGE	18G1. SEX Male Female	18K. ORIGIN
	Own Child				
	Brother/Sister				
	Other relative of Reference Person				
	Non-rel of Reference Person—WITH OWN RELS in household				
	Non-rel of Reference Person—NO OWN rels in household	None			
				18J. RACE 1 White	
				2 Black	
				3 Amer Indian, Aleut, Eskimo	
				4 Asian or Pacific Islander	
				5 Other	

FOURTH CHILD					
18A. LINE NO.	18B. RELATIONSHIP TO REFERENCE PERSON (Control Card item 14b)	18C. PARENT'S LINE NUMBER	18D. AGE	18G1. SEX Male Female	18K. ORIGIN
	Own Child				
	Brother/Sister				
	Other relative of Reference Person				
	Non-rel of Reference Person—WITH OWN RELS in household				
	Non-rel of Reference Person—NO OWN rels in household	None			
				18J. RACE 1 White	
				2 Black	
				3 Amer Indian, Aleut, Eskimo	
				4 Asian or Pacific Islander	
				5 Other	

FIRST ARMED FORCES MEMBER					
18A. LINE NO.	18B. RELATIONSHIP TO REFERENCE PERSON	18C. PARENT'S LINE NUMBER	18D. AGE	18E. MARITAL STATUS	
	Reference Person WITH other relatives in household			Married—civilian spouse present	
	Reference Person with NO other relatives in household			Married—Armed Forces spouse present	
	Husband			Married—spouse absent (Exclude separated)	
	Wife			Widowed	
	Own child			Divorced	
	Parent			Separated	
	Brother/Sister			Never married	
	Other rel. of Ref Person	None			
	Non-rel of Ref Person WITH OWN relatives in household				
	Non-rel of Ref Person with NO OWN relatives in household				
18F. SPOUSE'S LINE NO.	18G1. SEX Male Female	18H. HIGHEST GRADE ATTENDED E H C 1 1 1 2 2 2 3 3 3 4 4 4 5 5 5 6 6 6 7 7 7 8 8 8 9 9 9 None	18I. GRADE COMPLETED Yes No	18J. RACE 1. White	18K. ORIGIN 0 0 1 1 2 2 3 3 4 4 5 5 6 6 7 7 8 8 9 9

SECOND ARMED FORCES MEMBER					
18A. LINE NO.	18B. RELATIONSHIP TO REFERENCE PERSON	18C. PARENT'S LINE NUMBER	18D. AGE	18E. MARITAL STATUS	
	Reference Person WITH other relatives in household			Married—civilian spouse present	
	Reference Person with NO other relatives in household			Married—Armed Forces spouse present	
	Husband			Married—spouse absent (Exclude separated)	
	Wife			Widowed	
	Own child			Divorced	
	Parent			Separated	
	Brother/Sister			Never married	
	Other rel. of Ref Person	None			
	Non-rel of Ref Person WITH OWN relatives in household				
	Non-rel of Ref Person with NO OWN relatives in household				
18F. SPOUSE'S LINE NO.	18G1. SEX Male Female	18H. HIGHEST GRADE ATTENDED E H C 1 1 1 2 2 2 3 3 3 4 4 4 5 5 5 6 6 6 7 7 7 8 8 8 9 9 9 None	18I. GRADE COMPLETED Yes No	18J. RACE 1. White	18K. ORIGIN 0 0 1 1 2 2 3 3 4 4 5 5 6 6 7 7 8 8 9 9



CURRENT POPULATION SURVEY

FORM CPS-1

1. INTERVIEWER CHECK ITEM

Only CPS-1 for household (Fill all applicable items on this page)
 First CPS-1 of continuation h'hold
 Second CPS-1 of continuation h'hold (Transcribe items 1-13 from first CPS-1)
 Third, fourth, etc CPS-1

2. SAMPLE

A C

3. CONTROL NUMBER

MONTH YEAR

10. INTERVIEWER CODE
A B C D E F G H J K L M

11. DATE COMPLETED
.....

12. LINE NO. OF H'HOLD RESP.
.....
Non h'hold resp. (Specify) (Send Inter Comm Interviewed Households Only)

4. TYPE OF LIVING QUARTERS

HOUSING UNIT	OTHER UNIT
House, apartment, flat	Quarters not HU in rooming or boarding house
HU in nontransient hotel, motel, etc.	Unit not permanent in transient hotel, motel, etc.
HU, permanent, in transient hotel, motel, etc.	Unit not permanent in transient hotel, motel, etc.
HU in rooming house	Tent site or trailer site
Mobile home or trailer with no permanent room added	Student quarters in college dormitory
Mobile home or trailer with one or more permanent rooms added	Other not HU (Describe below)
HU not specified above (Describe below)	

6. LAND USAGE	8. PSU NO.	7. SEGMENT NO.	8. SERIAL NO.	9. HOUSE-HOLD NO.
Urban	1 0 0	0 0 0	0 0 0	1
Rural (Fall 56)	1 1 1	1 1 1	1 1 1	2
	2 2 2	2 2 2	2 2 2	3
	3 3 3	3 3 3	3 3 3	4
6a. FARM SALES				
\$1000 or more	5 5 5	5 5 5	5 5 5	5
Less than \$1000	6 6 6	6 6 6	6 6 6	6
	7 7 7	7 7 7	7 7 7	7
	8 8 8	8 8 8	8 8 8	8
	9 9 9	9 9 9	9 9 9	9

(Go to 10)

13. TYPE INTERVIEW

Noninterview
Personal
Tel - regular
Tel - collect
ICR listed

NONINTERVIEW

TYPE A	TYPE B	TYPE C (Send Inter Comm)	SEASONAL STATUS
14. (Mark reason and race.) REASON RACE No one home Temporarily absent Refused Other - Occ (Describe below)	16. (Mark reason and race.) Vacant - regular Vacant - storage of h'hold furniture Temp. occ. by persons with URE Unit fit or to be demolished Under construction, not ready Converted to temp. business or storage Occ. by Armed Force members or persons under 14 Unoccupied tent site or trailer site Permit granted, construction not started Other (Specify below)	18. This unit is intended for occupancy: Demolished House or trailer moved Outside segment Converted to permanent business or storage Merged Condemned Built after April 1, 1960 Unused line of listing sheet Other (Describe below)	17. This unit is intended for occupancy: Year round By migratory workers Seasonally Summers only Winters only Other (Describe below)

TRANSCRIPTION ITEMS

Fill on FIRST CPS-1 of interviewed households

27A. TENURE
(Transcribe from CPS-1 item 10)
Owned or being bought
Rented
No cash rent

27B. HOUSEHOLD STATUS CHANGE
Is this a replacement household for the first time this month?
Yes
No

28. TOTAL FAMILY INCOME
(Transcribe from CPS-1 item 29)

A	E	I	M
B	F	J	N
C	G	K	
D	H	L	

NOTES:

REMINDER

Fill items 18A-18E on pages 2, 5, 7, 9, and 11

CODER NUMBER

A	B	C	D	E	F	G	H	J	K	L	M
0	0	0	0	0	0	0	0	0	0	0	0
1	2	3	4	5	6	7	8	9			

18. LINE NUMBER

19. What was ... doing most of LAST WEEK - Working

20. Did ... do any work at all LAST WEEK, not counting work around the house?

21. (If 19, skip to 21A.) Did ... have a job or business from which he/she was temporarily absent or on layoff LAST WEEK?

22. (If LK in 19, skip to 22A.) Has ... been looking for work during the past 4 weeks?

23. DESCRIPTION OF JOB OR BUSINESS

23A. For whom did ... work? (Name of company, business, organization or other employer.)

23B. What kind of business or industry is this? (For example TV and radio mfg., retail shoe store, State Labor Dept., farm.)

23C. What kind of work was ... doing? (For example electrical engineer, stock clerk, typist, farmer.)

23D. What were ...'s most important activities or duties at this job? (For example: types, keeps account books, files, sells cars, operates printing press, finishes concrete.)

23E. Was this person an employee of a PRIVATE Co., but, or individual for wages, salary or comm. ... P C

23F. INTERVIEWER CHECK ITEM

23G. Entry (or NA) in item 20A

23H. Entry (or NA) in item 21B

23I. All other cases (Skip to 26)

24. INTERVIEWER CHECK ITEM

24A. When did ... last work for pay at a regular job or business, either full- or part-time?

24B. Why did ... leave that job?

24C. Does ... want a regular job now, either full- or part-time?

24D. What are the reasons ... is not looking for work?

24E. Does ... intend to look for work of any kind in the next 12 months?

25. INTERVIEWER CHECK ITEM

25A. How many hours per week does ... USUALLY work at this job?

25B. Is ... paid by the hour on this job?

25C. How much does ... earn per hour?

25D. How much ... USUALLY earn per week at this job BEFORE deductions?

25E. On this job, is ... a member of a labor union or of an employee association similar to a union?

25F. On this job, is ... covered by a union or employee association contract?

26. INTERVIEWER CHECK ITEM

26A. How many hours per week does ... USUALLY work at this job?

26B. Is ... paid by the hour on this job?

26C. How much does ... earn per hour?

26D. How much ... USUALLY earn per week at this job BEFORE deductions?

26E. On this job, is ... a member of a labor union or of an employee association similar to a union?

26F. On this job, is ... covered by a union or employee association contract?

26G. All other cases (Skip to 26)

27. INDUSTRY

27A. OCCUPATION

18A. LINE NO.	18B. RELATIONSHIP TO REFERENCE PERSON Reference Person WITH other relatives in household Reference Person with NO other relatives in household Husband Wife Own child Parent Brother/Sister Other rel of Ref Person Non-rel of Ref Person WITH OWN relatives in household Non-rel of Ref Person with NO OWN relatives in household	18C. PARENT'S LINE NUMBER	18D. AGE	18E. MARITAL STATUS Married - civilian spouse present Married - Armed Forces spouse present Married - spouse absent (Exclude separated) Widowed Divorced Separated Never married	18F. SPOUSE'S LINE NUMBER	18G1. SEX Male <input type="checkbox"/> Female <input checked="" type="checkbox"/>	18H. HIGHEST GRADE ATTENDED E H C 1 1 1 2 2 2 3 3 3 None	18I. GRADE COMPLETED Yes <input type="checkbox"/> No <input checked="" type="checkbox"/>	18J. RACE 1. White 2. Black 3. Amer. Indian, Aleut, Eskimo 4. Asian or Pacific Islander 5. Other	18K. ORIGIN O O I I 2 2 3 3 4 4 5 5 6 6 7 7 8 8 9 9

26. INTERVIEWER CHECK ITEM
(Transfer from control card item 18)
This person is 16-24 years of age (Ask 26A)
All others (End Questions)

26A. (If "School" in 19, verify) LAST WEEK was attending or enrolled in a high school, college, or university (Mark "Yes" if currently on holiday or seasonal vacation. Mark "No" for summer vacation)
Yes No (End Questions)

26B. Is enrolled in school as a full-time or part-time student?
Full time Part time END QUESTIONS

36. Has ever had or adopted any children?
Yes (Ask 36)
No (Skip to 56 - Ask questions of woman herself)

37. How many children has ever had (or adopted)?
1 2 3 4 5 6 7 8 9 10 11 12 13 14 15 16 17 18 19 20 21 22 23 24 25 26 27 28 29 30 31 32 33 34 35 36 37 38 39 40 41 42 43 44 45 46 47 48 49 50 51 52 53 54 55 56 57 58 59 60 61 62 63 64 65 66 67 68 69 70 71 72 73 74 75 76 77 78 79 80 81 82 83 84 85 86 87 88 89 90 91 92 93 94 95 96 97 98 99 100
(FH 37)

37. INTERVIEWER CHECK ITEM
(See c.c. items 14 and 18)
Any (other) M.H. member 20 years old or under?
Yes (FH 38)
No (Skip to 56)

38. INTERVIEWER CHECK ITEM
This person is currently:
Never married (Ask 39)
All other (Skip to 40)

43. Were these payments to be received - (Read categories)
Directly from child's father?
Through a court or public agency?
By some other method?
(Specify in notes)

44. During calendar year 1985, were you or your child(ren) SUPPOSED to receive any child support payments (Last divorce or separation)?
Yes (Ask 45)
No (Skip to 49)

45. Did you receive these child support payments (Read categories)
Regularly (Skip to 47)
Occasionally
Seldom or Never (Ask 46)

46. What was the main reason you did not receive these payments regularly, was it because (Read categories)
The father refused to pay?
You were unable to locate father?
Or was there some other reason?
(Specify in notes)
Don't know

50. Did you receive payments every month in 1985?
Yes (Skip to 56)
No

51. Have you contacted a child support enforcement office for aid in obtaining child support (for children of last divorce or separation)?
Yes (Ask 52)
No (Skip to 56)

52. Did you receive any help from the office?
Yes (Ask 53)
No (Skip to 56)

53. What type of help did the office provide? (Mark all that apply)
Locate the father
Establish paternity
Establish support obligation
Enforce support order
Obtain collection
Other (FH 54)

54. INTERVIEWER CHECK ITEM
Dollar FOSDIC entry (or NA) in item 48 (Ask 55)
All others (Skip to 56)

55. How much of the child support you ACTUALLY received in 1985 was the result of help from the office?
\$.00
All
None

54. Did you receive these alimony or maintenance payments (Read categories)
Regularly
Occasionally
Seldom or Never

56. In total, how much in alimony or maintenance payments were you SUPPOSED to receive in 1985?
\$.00
Included in child support

61. How much in alimony or maintenance payments did you ACTUALLY receive in 1985?
\$.00
None
Included in child support

62. INTERVIEWER CHECK ITEM
The person is currently:
Separated (Skip to 64)
All others (Ask 63)

63. As part of the settlement, did you receive - (Read categories and mark all that apply) -
A one time cash settlement?
Some other type of settlement?
Or was there no settlement reached?

64. At the time of your (last) separation, were you working?
Yes (Ask 65)
No (Skip to 66)

65. Were you working 36 hours or more per week or less than 36 hours per week?
36+ per week
Less than 36 hours per week (End Questions)

66. Did you work at any time during the 5 years before your (last) separation?
Yes
No

INTERVIEWER CHECK ITEM
Callback Required
Callback Completed

REMEMINDER: ASK THE L.F. ITEMS FOR ALL M.H. MEMBERS BEFORE ASKING THE SUPPLEMENT

29. INTERVIEWER CHECK ITEM
A. This unit is in Rotation 1 or 5 (End questions)
Rotations 2, 3, 4, 6, 7 or 8 (FH 298)

B. The person is FEMALE 18 years or older AND currently:
Married (Skip to 31)
Widowed
Divorced (Skip to 33)
Separated
Never married (Ask 30)
All others - (Go to next person)

REMEMINDER: ASK ITEMS 39 through 44 OF THE WOMAN HERSELF - IF NOT PRESENT MAKE TELEPHONE CALLBACK(S)

30. Are any of your children living here now?
Yes No (Go to next person)
How many? (Skip to 41)

40. How many of the children living here now were fathered or adopted by your (most recently) divorced/separated husband?
None (Skip to 56)
All other (Ask 41)

41. Were child support payments agreed to or awarded (Last divorce or separation)?
Yes Was it a? Voluntary written agreement? Court ordered? Other (Ask 41A)
No (Skip to 42)

41A. Was health insurance included as part of the child support agreement?
Yes (Skip to 43)
No

42. Why were child support payments not agreed to or awarded?
Final agreement pending
Accepted property settlement in lieu of child support
Joint custody granted
Did not want child support
Wanted child support but agreement not sought or reached because Unable to locate father. Unable to establish paternity
Other reason (Specify)

47. In total, how much in child support payments were you SUPPOSED to receive in 1985?
\$.00

48. How much in child support payments did you ACTUALLY receive in 1985?
\$.00
None

49. At any time during 1985 did you receive AFDC (LADC) payments?
Yes (Ask 50)
No (Skip to 57)

56. INTERVIEWER CHECK ITEM
This person is currently:
Never married (Go to next person)
All others (Ask 57)

57. Concerning your (last) divorce/separation, were alimony or maintenance payments agreed to or awarded?
Yes (Ask 58)
No (Skip to 62)

58. During 1985 were you SUPPOSED to receive alimony or maintenance payments?
Yes (Ask 59)
No (Skip to 62)

62. INTERVIEWER CHECK ITEM
The person is currently:
Separated (Skip to 64)
All others (Ask 63)

63. As part of the settlement, did you receive - (Read categories and mark all that apply) -
A one time cash settlement?
Some other type of settlement?
Or was there no settlement reached?

64. At the time of your (last) separation, were you working?
Yes (Ask 65)
No (Skip to 66)

65. Were you working 36 hours or more per week or less than 36 hours per week?
36+ per week
Less than 36 hours per week (End Questions)

66. Did you work at any time during the 5 years before your (last) separation?
Yes
No

INTERVIEWER CHECK ITEM
Callback Required
Callback Completed

30. Has ever had any children?
Yes (Skip to 36)
No (Go to next person)

31. Has been married more than once?
Yes (Ask 32)
No (Go to next person)

32. Has ever been divorced?
Yes (Ask 33)
No (Go to next person)

33. When did (most recent) divorce/separation take place? (Month)
J F M A M J J A S O N D
(Year 19 -)

34. What was the date of that marriage? (Month)
J F M A M J J A S O N D
(Year 19 -)

40. How many of the children living here now were fathered or adopted by your (most recently) divorced/separated husband?
None (Skip to 56)
All other (Ask 41)

41. Were child support payments agreed to or awarded (Last divorce or separation)?
Yes Was it a? Voluntary written agreement? Court ordered? Other (Ask 41A)
No (Skip to 42)

41A. Was health insurance included as part of the child support agreement?
Yes (Skip to 43)
No

42. Why were child support payments not agreed to or awarded?
Final agreement pending
Accepted property settlement in lieu of child support
Joint custody granted
Did not want child support
Wanted child support but agreement not sought or reached because Unable to locate father. Unable to establish paternity
Other reason (Specify)

47. In total, how much in child support payments were you SUPPOSED to receive in 1985?
\$.00

48. How much in child support payments did you ACTUALLY receive in 1985?
\$.00
None

49. At any time during 1985 did you receive AFDC (LADC) payments?
Yes (Ask 50)
No (Skip to 57)

56. INTERVIEWER CHECK ITEM
This person is currently:
Never married (Go to next person)
All others (Ask 57)

57. Concerning your (last) divorce/separation, were alimony or maintenance payments agreed to or awarded?
Yes (Ask 58)
No (Skip to 62)

58. During 1985 were you SUPPOSED to receive alimony or maintenance payments?
Yes (Ask 59)
No (Skip to 62)

62. INTERVIEWER CHECK ITEM
The person is currently:
Separated (Skip to 64)
All others (Ask 63)

63. As part of the settlement, did you receive - (Read categories and mark all that apply) -
A one time cash settlement?
Some other type of settlement?
Or was there no settlement reached?

64. At the time of your (last) separation, were you working?
Yes (Ask 65)
No (Skip to 66)

65. Were you working 36 hours or more per week or less than 36 hours per week?
36+ per week
Less than 36 hours per week (End Questions)

66. Did you work at any time during the 5 years before your (last) separation?
Yes
No

INTERVIEWER CHECK ITEM
Callback Required
Callback Completed

APPENDIX A1

INDUSTRY CLASSIFICATION CODES

(Numbers in parentheses are the 1972 SIC code equivalent; see Executive Office of the President, Office of Management and Budget, Standard Industrial Classification Manual, 1972 and the 1977 Supplement. "Pt" means part; "n.e.c." means not elsewhere classified.)

<u>Code</u>	<u>Occupations</u>
0-9	not used
10-31	AGRICULTURE, FORESTRY, AND FISHERIES
10	Agricultural production, crops (01)
11	Agricultural production, livestock (02)
12-19	not used
20	Agricultural services, except horticultural (07, except 078)
21	Horticultural services (078)
22-29	not used
30	Forestry (08)
31	Fishing, hunting, and trapping (09)
32-39	not used
40-50	MINING
40	Metal mining (10)
41	Coal mining (11,12)
42	Crude petroleum and natural gas extraction (13)
43-49	not used
50	Nonmetallic mining and quarrying, except fuel (14)
51-59	not used
60	CONSTRUCTION (15, 16, 17)
61-99	not used
100-392	MANUFACTURING
100-222	Nondurable Goods
100-122	Food and kindred products
100	Meat products (201)
101	Dairy products (202)
102	Canned and preserved fruits and vegetables (203)
103-109	not used
110	Grain mill products (204)
111	Bakery products (205)
112	Sugar and confectionery products (206)
113-119	not used
120	Beverage industries (208)
121	Miscellaneous food preparations and kindred products (207, 209)
122	Not specified food industries
123-129	not used
130	Tobacco manufactures (21)
131	not used
132-150	Textile mill products

132 Knitting mills (225)
 133-139 not used
 140 Dyeing and finishing textiles, except wool and knit goods (226)
 141 Floor coverings, except hard surface (227)
 142 Yarn, thread, and fabric mills (228, 221-224)
 143-149 not used
 150 Miscellaneous textile mill products (229)
 151-152 Apparel and other finished textile products
 151 Apparel and accessories, except knit (231-238)
 152 Miscellaneous fabricated textile products (239)
 153-159 not used
 160-162 Paper and allied products
 160 Pulp, paper, and paperboard mills (261-263, 266)
 161 Miscellaneous paper and pulp products (264)
 162 Paperboard containers and boxes (265)
 163-170 not used
 171-172 Printing, publishing, and allied industries
 171 Newspaper publishing and printing (271)
 172 Printing, publishing, and allied industries, except newspapers (272-279)
 173-179 not used
 180-192 Chemicals and allied products
 180 Plastics, synthetics, and resins (282)
 181 Drugs (283)
 182 Soaps and cosmetics (284)
 183-189 not used
 190 Paints, varnishes, and related products (285)
 191 Agricultural chemicals (287)
 192 Industrial and miscellaneous chemicals (281, 286, 289)
 193-199 not used
 200-201 Petroleum and coal products
 200 Petroleum refining (291)
 201 Miscellaneous petroleum and coal products (295, 299)
 202-209 not used
 210-212 Rubber and miscellaneous plastics products
 210 Tires and inner tubes (301)
 211 Other rubber products, and plastics footwear and belting (302-304, 306)
 212 Miscellaneous plastics products (307)
 213-219 not used
 220-222 Leather and leather products
 220 leather tanning and finishing (311)
 221 Footwear, except rubber and plastic (313, 314)
 222 Leather products, except footwear (315-317, 319)
 223-229 not used
 230-391 Durable Goods
 230-241 Lumber and wood products, except furniture
 230 Logging (241)
 231 Sawmills, planing mills, and millwork (242, 243)
 232 Wood buildings and mobile homes (245)
 233-240 not used
 241 Miscellaneous wood products (244, 249)
 242 Furniture and fixtures (25)

243-249 not used
 250-262 Stone, clay, glass, and concrete products
 250 Glass and glass products (321-323)
 251 Cement, concrete, gypsum, and plaster products (324, 327)
 252 Structural clay products (325)
 253-260 not used
 261 Pottery and related products (326)
 262 Miscellaneous nonmetallic mineral and stone products (328, 329)
 263-269 not used
 270-301 Metal industries
 270 Blast furnaces, steelworks, rolling and finishing mills (331)
 271 Iron and steel foundries (332)
 272 Primary aluminum industries (3334, part 334, 3353-3355, 3361)
 273-279 not used
 280 Other primary metal industries (3331-3333, 3339, part 334, 3351, 3356, 3357, 3362, 3369, 339)
 281 Cutlery, handtools, and other hardware, (342)
 282 Fabricated structural metal products (344)
 283-289 not used
 290 Screw machine products (345)
 291 Metal forgings and stampings (346)
 292 Ordnance (348)
 293-299 not used
 300 Miscellaneous fabricated metal products (341, 343, 347, 349)
 301 Not specified metal industries
 302-309 not used
 310-332 Machinery, except electrical
 310 Engines and turbines (351)
 311 Farm machinery and equipment (352)
 312 Construction and material handling machines (353)
 313-319 not used
 320 Metalworking machinery (354)
 321 Office and accounting machines (357, except 3573)
 322 Electronic computing equipment (3573)
 323-330 not used
 331 Machinery, except electrical, n.e.c. (355, 356, 358, 359)
 332 Not specified machinery
 333-339 not used
 340-350 Electrical machinery, equipment, and supplies
 340 Household appliances (363)
 341 Radio, T.V. and communication equipment (365, 366)
 342 Electrical machinery, equipment, and supplies, n.e.c. (361, 362, 364, 367, 369)
 343-349 not used
 350 Not specified electrical machinery, equipment, and supplies
 351-370 Transportation equipment
 351 Motor vehicles and motor vehicle equipment (371)
 352 Aircraft and parts (372)
 353-359 not used
 360 Ship and boat building and repairing (373)
 361 Railroad locomotives and equipment (374)
 362 Guided missiles, space vehicles, and parts (376)

363-369	not used
370	Cycles and miscellaneous transportation equipment (375, 379)
371-382	Professional and photographic equipment, and watches
371	Scientific and controlling instruments (381, 382)
372	Optical and health services supplies (383, 384, 385)
373-379	not used
380	Photographic equipment and supplies (386)
381	Watches, clocks, and clockwork operated devices (387)
382	Not specified professional equipment
383-389	not used
390	Toys, amusement, and sporting goods (394)
391	Miscellaneous manufacturing industries (39 except 394)
392	Not specified manufacturing industries ¹
393-399	not used
400-472	TRANSPORTATION, COMMUNICATIONS, AND OTHER PUBLIC UTILITIES
400-432	Transportation
400	Railroads (40)
401	Bus service and urban transit (41 except 412)
402	Taxicab service (412)
403-409	not used
410	Trucking service (421, 423)
411	Warehousing and storage (422)
412	U.S. Postal Service (43)
413-419	not used
420	Water transportation (44)
421	Air transportation (45)
422	Pipe lines, except natural gas (46)
423-431	not used
432	Services incidental to transportation (47)
433-439	not used
440-442	Communications
440	Radio and television broadcasting (483)
441	Telephone (wire and radio) (481)
442	Telegraph and miscellaneous communication services (482, 489)
443-459	not used
460-472	Utilities and sanitary services
460	Electric light and power (491)
461	Gas and steam supply systems (492, 496)
462	Electric and gas, and other combinations (493)
463-469	not used
470	Water supply and irrigation (494, 497)
471	Sanitary services (495)
472	Not specified utilities
473-479	not used
500-571	WHOLESALE TRADE
500-532	Durable Goods
500	Motor vehicles and equipment (501)

¹ When shown separately, "Not specified manufacturing, is at the same level as "Nondurable goods" and "Durable goods." When not shown, it is tallied with "Durable goods."

501	Furniture and home furnishings (502)
502	Lumber and construction materials (503)
503-509	not used
510	Sporting goods, toys, and hobby goods (504)
511	Metals and minerals, except petroleum (505)
512	Electrical goods (506)
513-520	not used
521	Hardware, plumbing and heating supplies (507)
522	Not specified electrical and hardware products
523-529	not used
530	Machinery, equipment, and supplies (508)
531	Scrap and waste materials (5093)
532	Miscellaneous wholesale, durable goods (5094, 5099)
533-539	not used
540-571	Nondurable Goods
540	Paper and paper products (511)
541	Drugs, chemicals, and allied products (512, 516)
542	Apparel, fabrics, and notions (513)
543-549	not used
550	Groceries and related products (514)
551	Farm products - raw materials (515)
552	Petroleum products (517)
553-559	not used
560	Alcoholic beverages (518)
561	Farm supplies (5191)
562	Miscellaneous wholesale, nondurable goods (5194, 5198, 5199)
563-570	not used
571	Not specified wholesale trade
572-579	not used
580-691	RETAIL TRADE
580	Lumber and building material retailing (521, 523)
581	Hardware stores (525)
582	Retail nurseries and garden stores (526)
583-589	not used
590	Mobile home dealers (527)
591	Department stores (531)
592	Variety stores (533)
593-599	not used
600	Miscellaneous general merchandise stores (539)
601	Grocery stores (541)
602	Dairy products stores (545)
603-609	not used
610	Retail bakeries (546)
611	Food stores, n.e.c. (542, 543, 544, 549)
612	Motor vehicle dealers (551, 552)
613-619	not used
620	Auto and home supply stores (553)
621	Gasoline service stations (554)
622	Miscellaneous vehicle dealers (555, 556, 557, 559)
623-629	not used

630 Apparel and accessory stores, except shoe (56, except 566)
 631 Shoe stores (566)
 632 Furniture and home furnishings stores (571)
 633-639 not used
 640 Household appliances, TV, and radio stores (572, 573)
 641 Eating and drinking places (58)
 642 Drug stores (591)
 643-649 not used
 650 Liquor stores (592)
 651 Sporting goods, bicycles, and hobby stores (5941, 5945, 5946)
 652 Book and stationery stores (5942, 5943)
 653-659 not used
 660 Jewelry stores (5944)
 661 Sewing, needlework, and piece goods stores (5949)
 662 Mail order houses (5961)
 663-669 not used
 670 Vending machine operators (5962)
 671 Direct selling establishments (5963)
 672 Fuel and ice dealers (598)
 673-680 not used
 681 Retail florists (5992)
 682 Miscellaneous retail stores (593, 5947, 5948, 5993, 5994, 5999)
 683-690 not used
 691 Not specified retail trade
 692-699 not used

700-712 FINANCE, INSURANCE, AND REAL ESTATE
 700 Banking (60)
 701 Savings and loan associations (612)
 702 Credit agencies, n.e.c. (61, except 612)
 703-709 not used
 710 Security, commodity brokerage, and investment companies (62, 67)
 711 Insurance (63, 64)
 712 Real estate: including real estate-insurance-law offices (65, 66)
 713-720 not used

721-760 BUSINESS AND REPAIR SERVICES
 721 Advertising (731)
 722 Services to dwellings and other buildings (734)
 723-729 not used
 730 Commercial research, development, and testing labs (7391, 7397)
 731 Personnel supply services (736)
 732 Business management and consulting services (7392)
 733-739 not used
 740 Computer and data processing services (737)
 741 Detective and protective services (7393)
 742 Business services, n.e.c. (732, 733, 735, 7394, 7395, 7396, 7399)
 743-749 not used
 750 Automotive services, except repair (751, 752, 754)
 751 Automotive repair shops (753)
 752 Electrical repair shops (762, 7694)

753-759 not used
760 Miscellaneous repair services (763, 764, 7692, 7699)

761-791 PERSONAL SERVICES
761 Private households (88)
762 Hotels and motels (701)
763-769 not used
770 Lodging places, except hotels and motels (702, 703, 704)
771 Laundry, cleaning, and garment services (721)
772 Beauty shops (723)
773-779 not used
780 Barber shops (724)
781 Funeral service and crematories (726)
782 Shoe repair shops (725)
783-789 not used
790 Dressmaking shops (part 729)
791 Miscellaneous personal services (722, part 729)
792-799 not used

800-802 ENTERTAINMENT AND RECREATION SERVICES
800 Theaters and motion pictures (78, 792)
801 Bowling alleys, billiard and pool parlors (793)
802 Miscellaneous entertainment and recreation services (791, 794, 799)
803-811 not used

812-892 PROFESSIONAL AND RELATED SERVICES
812 Offices of physicians (801, 803)
813-819 not used
820 Offices of dentists (802)
821 Offices of chiropractors (8041)
822 Offices of optometrists (8042)
823-829 not used
830 Offices of health practitioners, n.e.c. (8049)
831 Hospitals (806)
832 Nursing and personal care facilities (805)
833-839 not used
840 Health services, n.e.c. (807, 808, 809)
841 Legal services (81)
842 Elementary and secondary schools (821)
843-849 not used
850 Colleges and universities (822)
851 Business, trade, and vocational schools (824)
852 Libraries (823)
853-859 not used
860 Educational services, n.e.c. (829)
861 Job training and vocational rehabilitation services (833)
862 Child day care services (835)
863-869 not used
870 Residential care facilities, without nursing (836)
871 Social services, n.e.c. (832, 839)
872 Museums, art galleries, and zoos (84)

873-879 not used
880 Religious organizations (866)
881 Membership organizations (861-865, 869)
882 Engineering, architectural, and surveying services (891)
883-889 not used
890 Accounting, auditing, and bookkeeping services (893)
891 Noncommercial educational and scientific research (892)
892 Miscellaneous professional and related services (899)
893-889 not used

900-932 PUBLIC ADMINISTRATION
900 Executive and legislative offices (911-913)
901 General government, n.e.c. (919)
902-909 not used
910 Justice, public order, and safety (92)
911-920 not used
921 Public finance, taxation, and monetary policy (93)
922 Administration of human resources programs (94)
923-929 not used
930 Administration of environmental quality and housing programs (95)
931 Administration of economic programs (96)
932 National security and international affairs (97)
933-990 not used

991 Assigned to persons whose labor force status is unemployed and whose last job was Armed Forces.

APPENDIX A2

DETAILED INDUSTRY RECODES

(01-46)

<u>DETAILED INDUSTRY</u>	<u>RECODE</u>	<u>INDUSTRY CODE</u>
Agriculture	01	10-21
Mining	02	40-50
Construction	03	60
Manufacturing (Durable Goods)		
Lumber and wood products, except furniture	04	230-241
Furniture and fixtures	05	242
Stone, clay, glass, and concrete product	06	250-262
Primary metals	07	270-280
Fabricated metal	08	281-300
Not specified metal industries	09	301
Machinery, except electrical	10	310-332
Electrical machinery, equipment, and supplies	11	340-350
Motor vehicles and equipment	12	351
Aircraft and parts	13	352
Other transportation equipment	14	360-370
Professional and photographic equipment, and watches	15	371-382
Toys, amusements, and sporting goods	16	390
Miscellaneous and not specified manufacturing industries	17	391-392
Manufacturing (Nondurable Goods)		
Food and kindred products	18	100-122
Tobacco manufactures	19	130
Textile mill products	20	132-150
Apparel and other finished textile products	21	151-152
Paper and allied products	22	160-162

Printing, publishing and allied industries	23	171-172
Chemicals and allied products	24	180-192
Petroleum and coal products	25	200-201
Rubber and miscellaneous plastics products	26	210-212
Leather and leather products	27	220-222
TRANSPORTATION	28	400-432
COMMUNICATIONS	29	440-442
UTILITIES AND SANITARY SERVICES	30	460-472
WHOLESALE TRADE	31	500-571
RETAIL TRADE	32	580-691
BANKING AND OTHER FINANCE	33	700-710
INSURANCE AND REAL ESTATE	34	711-712
PRIVATE HOUSEHOLD SERVICES	35	761
BUSINESS SERVICES	36	721-742
REPAIR SERVICES	37	750-760
PERSONAL SERVICES, EXCEPT PRIVATE HOUSEHOLD	38	762-791
ENTERTAINMENT AND RECREATION SERVICES	39	800-802
HOSPITALS	40	831
HEALTH SERVICES, EXCEPT HOSPITALS	41	812-830 832-840
EDUCATIONAL SERVICES	42	842-860
SOCIAL SERVICES	43	861-871

APPENDIX A3

MAJOR INDUSTRY RECODES

(01-14)

<u>MAJOR INDUSTRY</u>	<u>RECODE</u>	<u>INDUSTRY CODE</u>
Agriculture, Forestry, and Fisheries	01	10-31
Mining	02	40-50
Construction	03	60
Manufacturing		
(Durable Goods)	04	230-392
Nondurable Goods	05	100-222
Transportation, Communications and Other Public Utilities	06	400-472
Wholesale Trade	07	500-571
Retail Trade	08	580-691
Finance, Insurance, and Real Estate	09	700-712
Business and Repair Services	10	721-760
Personal Services Including Private Households	11	761-791
Entertainment and Recreation Services	12	800-892
Professional and Related Services	13	812-892
Public Administration	14	900-932

APPENDIX B1

OCCUPATIONAL CLASSIFICATION CODES FOR DETAILED OCCUPATIONAL CATEGORIES

(Numbers in parentheses are the 1980 SOC code equivalent; see U.S. Department of Commerce, Office of Federal Statistical Policy and Standards, Standard Occupational Classification Manual, 1980. "Pt" means part; "n.e.c." means not elsewhere classified.)

<u>Code</u>	<u>Occupations</u>
0-2	not used
3-199	MANAGERIAL AND PROFESSIONAL SPECIALTY OCCUPATIONS
3-37	Executive, Administrative, and Managerial Occupations
3	Legislators (111)
4	Chief executives and general administrators, public administration (112)
5	Administrators and officials, public administration (1132-1139)
6	Administrators, protective services (1131)
7	Financial managers (122)
8	Personnel and labor relations managers (123)
9	Purchasing managers (124)
10-12	not used
13	Managers, marketing, advertising, and public relations (125)
14	Administrators, education and related fields (128)
15	Managers, medicine and health (131)
16	Managers, properties and real estate (1353)
17	Postmasters and mail superintendents (1344)
18	Funeral directors (pt 1359)
19	Managers and administrators, n.e.c. (121, 126, 127, 132-139, exc. 1344, 1353, pt 1359)
20-22	not used
23-37	Management Related Occupations
23	Accountants and auditors (1412)
24	Underwriters (1414)
25	Other financial officers (1415, 1419)
26	Management analysts (142)
27	Personnel, training, and labor relations specialists (143)
28	Purchasing agents and buyers, farm products (1443)
29	Buyers, wholesale and retail trade except farm products (1442)
30-32	not used
33	Purchasing agents and buyers, n.e.c. (144)
34	Business and promotion agents (145)
35	Construction inspectors (1472)
36	Inspectors and compliance officers, exc. construction (1473)
37	Management related occupations, n.e.c. (149)
38-42	not used
43-199	Professional Specialty Occupations
43-63	Engineers, Architects, and Surveyors
43	Architects (161)
44-59	Engineers
44	Aerospace (1622)
45	Metallurgical and materials (1623)
46	Mining (1624)

47	Petroleum (1625)
48	Chemical (1626)
49	Nuclear (1627)
50-52	not used
53	Civil (1628)
54	Agricultural (1632)
55	Electrical and electronic (1633, 1636)
56	Industrial (1634)
57	Mechanical (1635)
58	Marine and naval architects (1637)
59	Engineers, n.e.c. (1639)
60-62	not used
63	Surveyors and Mapping Scientists (164)
64-68	Mathematical and Computer Scientists
64	Computer Systems Analysts and Scientists (171)
65	Operations and Systems Researchers and Analysts (172)
66	Actuaries (1732)
67	Statisticians (1733)
68	Mathematical scientists, n.e.c. (1739)
69-83	Natural Scientists
69	Physicists and astronomers (1842, 1843)
70-72	not used
73	Chemists, except biochemists (1845)
74	Atmospheric and space scientists (1846)
75	Geologists and geodeists (1847)
76	Physical scientists, n.e.c. (1849)
77	Agricultural and food scientists (1853)
78	Biological and life scientists (1854)
79	Forestry and conservation scientists (1852)
80-82	not used
83	medical scientists (1855)
84-89	Health Diagnosing Occupations
84	Physicians (261)
85	Dentists (262)
86	Veterinarians (27)
87	Optometrists (281)
88	Podiatrists (283)
89	Health diagnosing practitioners, n.e.c. (289)
90-94	not used
95-106	Health Assessment and Treating Occupations
95	Registered nurses (29)
96	Pharmacists (301)
97	Dietitians (302)
98-105	Therapists
98	Inhalation therapists (3031)
99	Occupational therapists (3032)
100-102	not used
103	Physical therapists (3033)
104	Speech therapists (3034)
105	Therapists, n.e.c. (3039)
106	Physicians' assistants (3040)

107-112	not used
113-154	Teachers, Postsecondary
113	Earth, environmental, and marine science teachers (2212)
114	Biological science teachers (2213)
115	Chemistry teachers (2214)
116	Physics teachers (2215)
117	Natural science teachers, n.e.c. (2216)
118	Psychology teachers (2217)
119	Economics teachers (2218)
120-122	not used
123	History teachers (2222)
124	Political science teachers (2223)
125	Sociology teachers (2224)
126	Social science teachers, n.e.c. (2225)
127	Engineering teachers (2226)
128	Mathematical science teachers (2227)
129	Computer science teachers (2228)
130-132	not used
133	medical science teachers (2231)
134	Health specialties teachers (2232)
135	Business, commerce, and marketing teachers (2233)
136	Agriculture and forestry teachers (2234)
137	Art, drama, and music teachers (2235)
138	Physical education teachers (2236)
139	Education teachers (2237)
140-142	not used
143	English teachers (2238)
144	Foreign language teachers (2242)
145	Law teachers (2243)
146	Social work teachers (2244)
147	Theology teachers (2245)
148	Trade and industrial teachers (2246)
149	Home economics teachers (2247)
150-152	not used
153	Teachers, postsecondary, n.e.c. (2249)
154	Postsecondary teachers, subject not specified
155-159	Teachers, Except Postsecondary
155	Teachers, prekindergarten and kindergarten (231)
156	Teachers, elementary school (232)
157	Teachers, secondary school (233)
158	Teachers, special education (235)
159	Teachers, n.e.c. (236, 239)
160-162	not used
163	Counselors, educational and vocational (24)
164-165	Librarians, Archivists, and Curators
164	Librarians (251)
165	Archivists and curators (252)
166-173	Social Scientists and Urban Planners
166	Economists (1912)
167	Psychologists (1915)
168	Sociologists (1916)

169	Social scientists, n.e.c. (1913, 1914, 1919)
170-172	not used
173	Urban planners (192)
174-177	Social, Recreation, and Religious Workers
174	Social workers (2032)
175	Recreation workers (2033)
176	Clergy (2042)
177	Religious workers, n.e.c. (2049)
178-179	Lawyers and Judges
178	Lawyers (211)
179	Judges (212)
180-182	not used
183-199	Writers, Artists, Entertainers, and Athletes
183	Authors (321)
184	Technical writers (398)
185	Designers (322)
186	Musicians and composers (323)
187	Actors and directors (324)
188	Painters, sculptors, craft-artists, and artists print-makers (325)
189	Photographers (326)
190-192	not used
193	Dancers (327)
194	Artists, performers, and related workers, n.e.c. (328, 329)
195	Editors and reporters (331)
196	not used
197	Public relations specialists (332)
198	Announcers (333)
199	Athletes (34)
200-202	not used
203-389	TECHNICAL, SALES, AND ADMINISTRATIVE SUPPORT OCCUPATIONS
203-235	Technicians and Related Support Occupations
203-208	Health Technologists and Technicians
203	clinical laboratory technologists and technicians (362)
204	Dental hygienists (363)
205	Health record technologists and technicians (364)
206	Radiologic technicians (365)
207	Licensed practical nurses (366)
208	Health Technologists and technicians, n.e.c. (369)
209-212	not used
213-235	Technologists and Technicians, Except Health
213-218	Engineering and Related Technologists and Technicians
213	Electrical and electronic technicians (3711)
214	Industrial engineering technicians (3712)
215	Mechanical engineering technicians (3713)
216	Engineering technicians, n.e.c. (3719)
217	Drafting occupations (372)
218	Surveying and mapping technicians (373)
219-222	not used
223-225	Science Technicians
223	Biological technicians (382)

224 Chemical technicians (3831)
 225 Science technicians n.e.c. (3832, 3833, 384, 389)
 226-235 Technicians; Except Health, Engineering, and Science
 226 Airplane pilots and navigators (825)
 227 Air traffic controllers (392)
 228 Broadcast equipment operators (393)
 229 Computer programmers (3971, 3972)
 230-232 not used
 233 Tool programmers, numerical control (3974)
 234 Legal assistants (396)
 235 Technicians, n.e.c. (399)
 236-242 not used
 243-285 Sales Occupations
 243 Supervisors and proprietors, sales occupations (40)
 244-252 not used
 253-257 Sales Representatives, Finance and Business Services
 253 Insurance sales occupations (4122)
 254 Real estate sales occupations (4123)
 255 Securities and financial services sales occupations (4124)
 256 Advertising and related sales occupations (4153)
 257 Sales occupations, other business services (4152)
 258-259 Sales Representatives, Commodities Except Retail
 258 Sales engineers (421)
 259 Sales representatives, mining, manufacturing, and wholesale (423, 424)
 260-262 not used
 263-278 Sales Workers, Retail and Personal Services
 263 Sales workers, motor vehicles and boats (4342, 4344)
 264 Sales workers, apparel (4346)
 265 Sales workers, shoes (4351)
 266 Sales workers, furniture and home furnishings (4348)
 267 Sales workers, radio, TV, hi-fi, and appliances (4343, 4352)
 268 Sales workers, hardware and building supplies (4353)
 269 Sales workers, parts (4367)
 270-273 not used
 274 Sales workers, other commodities (4345, 4347, 4354, 4356, 4359, 4362, 4369)
 275 Sales counter clerks (4363)
 276 Cashiers (4364)
 277 Street and door-to-door sales workers (4366)
 278 News vendors (4365)
 279-282 not used
 283-285 Sales Related Occupations
 283 Demonstrators, promoters and models, sales (445)
 284 Auctioneers (447)
 285 Sales support occupations, n.e.c. (444, 446, 449)
 286-302 not used
 303-389 Administrative Support Occupations, Including Clerical
 303-307 Supervisors, Administrative Support Occupations
 303 Supervisors, general office (4511, 4513, 4514, 4515, 4516, 4519, 4529)
 304 Supervisors, computer equipment operators (4512)
 305 Supervisors, financial records processing (4521)
 306 Chief communications operators (4523)

307 Supervisors; distribution, scheduling, and adjusting clerks (4522, 4524-4528)
 308-309 Computer equipment Operators
 308 Computer operators (4612)
 309 Peripheral equipment operators (4613)
 310-312 not used
 313-315 Secretaries, Stenographers and Typists
 313 Secretaries (4622)
 314 Stenographers (4623)
 315 Typists (4624)
 316-323 Information Clerks
 316 Interviewers (4642)
 317 Hotel clerks (4643)
 318 Transportation ticket and reservation agents (4644)
 319 Receptionists (4645)
 320-322 not used
 323 Information clerks, n.e.c. (4649)
 324 not used
 325-336 Records Processing Occupation, Except Financial
 325 Classified-ad clerks (4662)
 326 Correspondence clerks (4663)
 327 Order clerks (4664)
 328 Personnel clerks, except payroll and timekeeping (4692)
 329 Library clerks (4694)
 330-334 not used
 335 File clerks (4696)
 336 Records clerks (4699)
 337-344 Financial Records Processing Occupations
 337 Bookkeepers, accounting, and auditing clerks (4712)
 338 Payroll and timekeeping clerks (4713)
 339 Billing clerks (4715)
 340-342 not used
 343 Cost and rate clerks (4716)
 344 Billing, posting, and calculating machine operators (4718)
 345-347 Duplicating, Mail and Other Machine Operators
 345 Duplicating machine operators (4722)
 346 Mail preparing and paper handling machine operators (4723)
 347 Office machine operators, n.e.c. (4729)
 348-353 Communications Equipment Operators
 348 Telephone operators (4732)
 349 Telegraphers (4733)
 350-352 not used
 353 Communications equipment operators, n.e.c. (4793)
 354-357 Mail and Message Distributing Occupations
 354 Postal clerks, exc. mail carriers (4742)
 355 Mail carriers, postal service (4743)
 356 Mail clerks, exc. postal service (4744)
 357 Messengers (4745)
 358 not used
 359-374 Material Recording, Scheduling, and Distributing Clerks, n.e.c.
 359 Dispatchers (4751)
 360-362 not used

363 Production coordinators (4752)
 364 Traffic, shipping, and receiving clerks (4753)
 365 Stock and inventory clerks (4754)
 366 Meter readers (4755)
 367 not used
 368 Weighers, measurers, and checkers (4756)
 369 Samplers (4757)
 370-372 not used
 373 Expeditors (4758)
 374 Material recording, scheduling, and distributing clerks, n.e.c. (4759)
 375-378 Adjusters and Investigators
 375 Insurance adjusters, examiners, and investigators (4782)
 376 Investigators and adjusters, except insurance (4783)
 377 Eligibility clerks, social welfare (4784)
 378 Bill and account collectors (4786)
 379-389 Miscellaneous Administrative Support Occupations
 379 General office clerks (463)
 380-382 not used
 383 Bank tellers (4791)
 384 Proofreaders (4792)
 385 Data-entry keyers (4793)
 386 Statistical clerks (4794)
 387 Teachers aides (4795)
 388 not used
 389 Administrative support occupations, n.e.c. (4787, 4799)
 390-402 not used
 403 SERVICE OCCUPATIONS
 403-407 Private Household Occupations
 403 Launderers and ironers (503)
 404 Cooks, private household (504)
 405 Housekeepers and butlers (505)
 406 Child care workers, private household (506)
 407 Private household cleaners and servants (502, 507, 509)
 408-412 not used
 413-427 Service Occupations, Except Protective and Household
 433-444 Food Preparation and Service Occupations
 433 Supervisors, food preparation and service occupations (5211)
 434 Bartenders (5212)
 435 Waiters and waitresses (5213)
 436 Cooks, except short order (5214)
 437 Short-order cooks (52315)
 438 Food counter, fountain and related occupations (5216)
 439 Kitchen workers, food preparation (5217)
 440-442 not used
 443 Waiters'/waitresses' assistants (5218)
 444 Miscellaneous food preparation occupations (5219)
 445-447 Health Service Occupations
 445 Dental Assistants (5232)
 446 Health aides, except nursing (5233)
 447 Nursing aides, orderlies, and attendants (5236)
 448-455 Cleaning and Building Service Occupations, except Household

448 Supervisors, cleaning and building service workers (5241)
 449 Maids and housemen (5242, 5249)
 450-452 not used
 453 Janitors and cleaners (5244)
 454 Elevator operators (5245)
 455 Pest control occupations (5246)
 456-459 Personal Service Occupations
 456 Supervisors, personal service occupations (5251)
 457 Barbers (5252)
 458 Hairdressers and cosmetologists (5253)
 459 Attendants, amusement and recreation facilities (5254)
 460-462 not used
 463 Guides (5255)
 464 Ushers (5256)
 465 Public transportation attendants (5257)
 466 Baggage porters and bellhops (5262)
 467 Welfare service aides (5263)
 468 Child care workers, except private household (5264)
 469 Personal service occupations, n.e.c. (5258, 5269)
 470-472 not used

 473-499 FARMING, FORESTRY, AND FISHING OCCUPATIONS
 473-476 Farm Operators and Managers
 473 Farmers, except horticulture (5512, 5514)
 474 Horticultural specialty farmers, (5515)
 475 Managers, farms, except horticultural (5522-5524)
 476 Managers, horticultural specialty farms (5525)
 477-489 Other Agricultural and Related Occupations
 477-484 Farm Occupations, Except Managerial
 477 Supervisors, farm workers (5611)
 478 not used
 479 Farm workers (5612-5617)
 480-482 not used
 483 Marine life cultivation workers (5618)
 484 Nursery workers (5619)
 485-489 Related Agricultural Occupations
 485 Supervisors, related agricultural occupations (5621)
 486 Groundskeepers and gardeners, except farm (5622)
 487 Animal caretakers, except farm (5624)
 488 Graders and sorters, agricultural products (5625)
 489 Inspectors, agricultural products (5627)
 490-493 not used
 494-496 Forestry and Logging Occupations
 494 Supervisors, forestry and logging workers (571)
 495 Forestry workers, except logging (572)
 496 Timber cutting and logging occupations (573, 579)
 497-499 Fishers, Hunters, and Trappers
 497 Captains and other officers, fishing vessels (pt 8241)
 498 Fishers (583)
 499 Hunters and trappers (584)
 500-502 not used

503	PRECISION PRODUCTION, CRAFT, AND REPAIR OCCUPATIONS
503-549	Mechanics and Repairers
503	Supervisors, Mechanics and Repairers (60)
504	not used
505-549	Mechanics and Repairers, Except Supervisors
505-517	Vehicle and Mobile Equipment Mechanics and Repairers
505	Automobile mechanics (pt 6111)
506	Automobile mechanic apprentices (pt 6111)
507	Bus, truck, and stationary engine mechanic (6112)
508	Aircraft engine mechanics (6113)
509	Small engine repairers (6114)
510-513	not used
514	Automobile body and related repairers (6115)
515	Aircraft mechanics, exc. engine (6116)
516	Heavy equipment mechanics (6117)
517	Farm equipment mechanics (6118)
518	Industrial machinery repairers (613)
519	Machinery maintenance occupations (614)
520-522	not used
523-533	Electrical and Electronic Equipment Repairers
523	Electronic repairers, communications and industrial equipment (6151, 6153, 6155)
524	not used
525	Data processing equipment repairers (6154)
526	Household appliance and power tool repairers (6156)
527	Telephone line installers and repairers (6157)
528	not used
529	Telephone installers and repairers (6158)
530-532	not used
533	Miscellaneous electrical and electronic equipment repairers (6152, 6159)
534	Heating, air conditioning, and refrigeration mechanics (616)
535-549	Miscellaneous Mechanics and Repairers
535	Camera, watch, and musical instrument repairers (6171, 6172)
536	Locksmiths and safe repairers (6173)
537	not used
538	Office machine repairers (6174)
539	Mechanical controls and valve repairers (6175)
540-542	not used
543	Elevator installers and repairers (6176)
544	Millwrights (6178)
545-546	not used
547	Specified mechanics and repairers, n.e.c. (6177, 6179)
548	not used
549	Not specified mechanics and repairers
550-552	not used
553-599	Construction Trades
553-558	Supervisors, construction occupations
553	Supervisors; brickmasons, stonemasons, and tile setters (6312)
554	Supervisors, carpenters and related workers (6313)
555	Supervisors, electricians and power transmission installers (6134)
556	Supervisors; painters, paperhangers, and plasterers (6315)
557	Supervisors: plumbers, pipefitters, and steamfitters (6316)

558 Supervisors, n.e.c. (6311, 6318)
 559-562 not used
 563-599 Construction Trades, Except Supervisors
 563 Brickmasons and stonemasons (pt 6412, pt 6413)
 564 Brickmason and stonemason apprentices (pt 6412, pt 6413)
 565 Tile setters, hard and soft (6414, pt 6462)
 566 Carpet installers (pt 6462)
 567 Carpenters (pt 6422)
 568 not used
 569 Carpenter apprentices (pt 6422)
 570-572 not used
 573 Drywall installers (6424)
 574 not used
 575 Electricians (pt 6432)
 576 Electrician apprentices (pt 6432)
 577 Electrical power installers and repairers (6433)
 578 not used
 579 Painters, construction and maintenance (6442)
 580-582 not used
 583 Paperhangers (6443)
 584 Plasterers (6444)
 585 Plumbers, pipefitters, and steamfitters (pt 645)
 586 not used
 587 Plumber, pipefitter, and steamfitter apprentices (pt 645)
 588 Concrete and terrazzo finishers (6463)
 589 Glaziers (6464)
 590-592 not used
 593 Insulation workers (6465)
 594 Paving, surfacing, and tamping equipment operators (6466)
 595 Roofers (6468)
 596 Sheetmetal duct installers (6472)
 597 Structural metal workers (6473)
 598 Drillers, earth (6474)
 599 Construction trades, n.e.c. (6467, 6475, 6476, 6479)
 600-612 not used
 613-617 Extractive Occupations
 613 Supervisors, extractive occupations (632)
 614 Drillers, oil well (652)
 615 Explosives workers (653)
 616 Mining machine operators (654)
 617 Mining occupations, n.e.c. (656)
 618-632 not used
 633-699 Precision Production Occupations
 633 Supervisors, production occupations (67, 710)
 634-655 Precision Metal Working Occupations
 634 Tool and die makers (pt 6811)
 635 Tool and die maker apprentices (pt 6811)
 636 Precision assemblers, metal (6812)
 637 Machinists (pt 6813)
 638 not used
 639 Machinist apprentices (pt 6813)

640-642 not used
 643 Boilermakers (6814)
 644 Precision grinders, filers, and tool sharpeners (6816)
 645 Patternmakers and model makers, metal (6817)
 646 Lay-out workers (6812)
 647 Precious stones and metals workers (jewelers) (6822, 6866)
 648 not used
 649 Engravers, metal (6823)
 650-652 not used
 653 Sheet metal workers (pt 6824)
 654 Sheet metal worker apprentices (pt 6824)
 655 Miscellaneous precision metal workers (6829)
 656-659 Precision Woodworking Occupations
 656 Patternmakers and model makers, wood (6831)
 657 Cabinet makers and bench carpenter (6832)
 658 Furniture and wood finishers (6835)
 659 Miscellaneous precision woodworkers (6839)
 660-665 not used
 666-674 Precision Textile, Apparel, and Furnishings Machine Workers
 666 Dressmakers (pt 6852, pt 7752)
 667 Tailors (pt 6852)
 668 Upholsterers (6853)
 669 Shoe Repairers (6854)
 670-672 not used
 673 Apparel and fabric patternmakers (6856)
 674 Miscellaneous precision apparel and fabric workers (6859, pt 7752)
 675 Hand molders and shapers, except jewelers (6861)
 676 Patternmakers, lay-out workers, and cutters (6862)
 677 Optical goods workers (6864, pt 7477, pt 7677)
 678 Dental laboratory and medical appliance technicians (6865)
 679 Bookbinders (6844)
 680-682 not used
 683 Electrical and electronic equipment assemblers (6867)
 684 Miscellaneous precision workers, n.e.c. (6869)
 685 not used
 686-688 Precision Food Production Occupations
 686 Butchers and meat cutters (6871)
 687 Bakers (6872)
 688 Food batchmakers (6873, 6879)
 689-693 Precision Inspectors, Testers, and Related Workers
 689 Inspectors, testers, and graders (6881, 828)
 690-692 not used
 693 Adjusters and calibrators (6882)
 694-699 Plant and System Operators
 694 Water and sewage treatment plant operators (691)
 695 Power plant operators (pt 693)
 696 Stationary engineers (pt 693, 7668)
 697-698 not used
 699 Miscellaneous plant and system operators (692, 694, 695, 696)
 700-702 not used
 703-889 OPERATORS, FABRICATORS, AND LABORERS

703-799 Machine Operators, Assemblers, and Inspectors
 703-779 Machine Operators and Tenders, except Precision
 703-715 Metal working and Plastic Working Machine Operators
 703 Lathe and turning machine set-up operators (7312)
 704 Lathe and turning machine operators (7512)
 705 Milling and planing machine operators (7313, 7513)
 706 Punching and stamping press machine operators (7314, 7317, 7514, 7517)
 707 Rolling machine operators (7316, 7516)
 708 Drilling and boring machine operators (7318, 7518)
 709 Grinding, abrading, buffing, and polishing machine operators (7322, 7324, 7522)
 710-712 not used
 713 Forging machine operators (7319, 7519)
 714 Numerical control machine operators (7326)
 715 Miscellaneous metal, plastic, stone, and glass working machine operators (7329, 7529)
 716 not used
 717 Fabricating machine operators, n.e.c. (7339, 7539)
 718 not used
 719-725 Metal and Plastic Processing Machine Operators
 719 Molding and casting machine operators (7315, 7342, 7515, 7542)
 720-722 not used
 723 Metal plating machine operators (7343, 7543)
 724 Heat treating equipment operators (7344, 7544)
 725 Miscellaneous metal and plastic processing machine operators (7349, 7549)
 726-733 Woodworking Machine Operators
 726 Wood lathe, routing, and planing machine operators (7431, 7432, 7631, 7632)
 727 Sawing machine operators (7433, 7633)
 728 Shaping and joining machine operators (7435, 7635)
 729 Nail and tacking machine operators (7636)
 730-732 not used
 733 Miscellaneous woodworking machine operators (7434, 7439, 7634, 7639)
 734-737 Printing Machine Operators
 734 Printing machine operators (7443, 7643)
 735 Photoengravers and lithographers (6842, 7444, 7644)
 736 Typesetters and compositors (6841, 7642)
 737 Miscellaneous printing machine operators (6849, 7449, 7649)
 738-749 Textile, Apparel and Furnishings Machine Operators
 738 Winding and twisting machine operators (7451, 7651)
 739 Knitting, looping, taping, and weaving machine operators (7452, 7652)
 740-742 not used
 743 Textile cutting machine operators (7654)
 744 Textile sewing machine operators (7655)
 745 Shoe machine operators (7656)
 746 not used
 747 Pressing machine operators (7657)
 748 Laundering and dry cleaning machine operators (6855, 7658)
 749 Miscellaneous textile machine operators (7459, 7659)
 750-752 not used
 753-779 Machine Operators, Assorted Materials
 753 Cementing and gluing machine operators (7661)
 754 Packaging and filling machine operators (7562, 7662)
 755 Extruding and forming machine operators (7463, 7663)

756 Mixing and blending machine operators (7664)
 757 Separating, filtering, and clarifying machine operators (7476, 7666, 7676)
 758 Compressing and compacting machine operators (7646, 7667)
 759 Painting and paint spraying machine operators (7669)
 760-762 not used
 763 Roasting and baking machine operators, food (7472, 7672)
 764 Washing, cleaning, and pickling machine operators (7673)
 765 Folding machine operators (7474, 7674)
 766 Furnace, kiln, and oven operators, exc. food (7675)
 767 not used
 768 Crushing and grinding machine operators (pt 7477, pt 7677)
 769 Slicing and cutting machine operators (7478, 7678)
 770-772 not used
 773 Motion picture projectionists (pt 7479)
 774 Photographic process machine operators (6863, 6868, 7671)
 775-776 not used
 777 Miscellaneous machine operators, n.e.c. (pt 7479, 7665, 7679)
 778 not used
 779 Machine operators, not specified
 780-782 not used
 783-795 Fabricators, Assemblers, and Hand Working Occupations
 783 Welders and cutters (7332, 7532, 7714)
 784 Solderers and brazers (7333, 7533, 7717)
 785 Assemblers (772, 774)
 786 Hand cutting and trimming occupations (7753)
 787 Hand molding, casting, and forming occupations (7754, 7755)
 788 not used
 789 Hand painting, coating, and decorating occupations (7756)
 790-792 not used
 793 Hand engraving and printing occupations (7757)
 794 Hand grinding and polishing occupations (7758)
 795 Miscellaneous hand working occupations (7759)
 796-799 Production Inspectors, Testes, Samplers, and Weighers
 796 Production inspectors, checkers, and examiners (782, 787)
 797 Production testers (783)
 798 Production samplers and weighers (784)
 799 Graders and sorters, exc. agricultural (785)
 800-802 not used
 803-859 Transportation and Material Moving Occupations
 803-814 Motor Vehicle Operators
 803 Supervisors, motor vehicle operators (8111)
 804 Truck drivers, heavy (8212, 8213)
 805 Truck drivers, light (8214)
 806 Driver-sales workers (8218)
 807 not used
 808 Bus drivers (8215)
 809 Taxicab drivers and chauffeurs (8216)
 810-812 not used
 813 Parking lot attendants (874)
 814 Motor transportation occupations, n.e.c. (8219)
 815-822 not used

823-834	Transportation Occupations, Except Motor Vehicles
823-826	Rail Transportation Occupations
823	Railroad conductors and yardmasters (8113)
824	Locomotive operating occupations (8232)
825	Railroad brake, signal, and switch operators (8233)
826	Rail vehicle operators, n.e.c. (8239)
827	not used
828-834	Water Transportation Occupations
828	Ship captains and mates, except fishing boats (pt 8241, 8242)
829	Sailors and deckhands (8243)
830-832	not used
833	Marine engineers (8244)
834	Bridge, lock, and lighthouse tenders (8245)
835-842	not used
843-859	Material Moving Equipment Operators
843	Supervisors, material moving equipment operators (812)
844	Operating engineers (8312)
845	Longshore equipment operators (8313)
846-847	not used
848	Hoist and winch operators (8314)
849	Crane and tower operators (8315)
850-852	not used
853	Excavating and loading machine operators (8316)
854	not used
855	Grader, dozer, and scraper operators (8317)
856	Industrial truck and tractor equipment operators (8318)
857-858	not used
859	Miscellaneous material moving equipment operators (8319)
860-862	not used
863-889	Handlers, Equipment Cleaners, Helpers, and Laborers
863	Supervisors, handlers, equipment cleaners, and laborers, n.e.c. (85)
864	Helpers, mechanics and repairers (863)
865-867	Helpers, Construction and Extractive Occupations
865	Helpers, construction trades (8641-8645, 8648)
866	Helpers, surveyor (8646)
867	Helpers, extractive occupations (865)
868	not used
869	Construction laborers (871)
870-872	not used
873	Production helpers (861, 862)
874	not used
875-883	Freight, Stock, and Material Handlers
875	Garbage collectors (8722)
876	Stevedores (8723)
877	Stock handlers and baggers (8724)
878	Machine feeders and offbearers (8725)
879-882	not used
883	Freight, stock, and material handlers, n.e.c. (8726)
884	not used
885	Garage and service station related occupation (873)
886	not used

887 Vehicle washers and equipment cleaners (875)
888 Hand packers and packagers (8761)
889 Laborers, except construction (8769)
890-904 not used
905 Assigned to persons whose labor force status is unemployed and whose last job was Armed Forces.

APPENDIX B2

DETAILED OCCUPATION RECODES

(01-52)

<u>DETAILED OCCUPATION</u>	<u>RECODE</u>	<u>INDUSTRY CODE</u>
Administrators and Officials, Public Administration	01	3-6
Managers and Administrators, Except Public Administration	02	7-19
Salaried	03	
Self-Employed	04	
Management Related Occupations	05	24-37
Accountants and Auditors	06	23
Engineers, Architects, and Surveyors	07	43-63
Engineers	08	44-59
Natural Scientists and Mathematicians	09	65-83
Computer Systems Analysts and Scientists	10	64
Health Diagnosing Occupations	11	86-89
Physicians and Dentists	12	84-85
Health Assessment and Treating Occupations	13	95-106
Teachers, Librarians, and Counselors	14	113-154 163-165
Teachers, Except Postsecondary	15	155-159
Other Professional Specialty Occupations	16	166-199
Health Technologists and Technicians	17	203-208

Engineering and Science Technicians	18	213-225
Technicians, Except Health Engineering, and Science	19	226-235
Supervisors and Proprietors, Sales Occupations	20	243
Sales Representatives, Commodities and Finance	21	253-359
Other Sales Occupations	22	263-285
Computer Equipment Operators	23	308-309
Secretaries, Stenographers, and Typists	24	313-315
Financial Records Processing Occupations	25	337-344
Other Administrative Support Occupations, Including Clerical	26	303-389
Private Household Service Occupations	27	403-407
Protective Service Occupations	28	413-427
Food Service Occupations	29	433-444
Health Service Occupations	30	445-447
Cleaning and Building Service Occupations	31	448-455
Personal Service Occupations	32	456-469
Farm Operators and Managers	33	473-476
Farm Occupations, Except Managerial	34	477-484
Related Agricultural Occupations	35	485-489
Forestry and Fishing		

Engineering and Science Technicians	18	213-225
Technicians, Except Health Engineering, and Science	19	226-235
Supervisors and Proprietors, Sales Occupations	20	243
Sales Representatives, Commodities and Finance	21	253-359
Other Sales Occupations	22	263-285
Computer Equipment Operators	23	308-309
Secretaries, Stenographers, and Typists	24	313-315
Financial Records Processing Occupations	25	337-344
Other Administrative Support Occupations, Including Clerical	26	303-389
Private Household Service Occupations	27	403-407
Protective Service Occupations	28	413-427
Food Service Occupations	29	433-444
Health Service Occupations	30	445-447
Cleaning and Building Service Occupations	31	448-455
Personal Service Occupations	32	456-469
Farm Operators and Managers	33	473-476
Farm Occupations, Except Managerial	34	477-484
Related Agricultural Occupations	35	485-489
Forestry and Fishing		

Occupations	36	494-499
Mechanics and Repairers	37	503-549
Construction Trades and Extractive Occupations	38	553-617
Carpenters	39	567-569
Supervisors, Production Occupations	40	633
Precision Metal Working Occupations	41	634-655
Other Precision Production Occupations	42	656-699
Machine Operators and Tenders, Except Precision	43	703-779
Fabricators, Assemblers, and Hand Working Occupations	44	783-795
Production Inspectors, Testers, Samplers, and Weighers	45	796-799
Transportation Occupations	46	803-834
Material Moving Equipment Operators	47	843-859
Construction Laborer	48	869
Freight, Stock and Material Handlers	49	875-883
Other Specified Handlers, Equipment Cleaners, and Helpers	50	863-888
Laborers, Except Construction	51	889
Armed Forces, Currently Civilian	52	905

APPENDIX B3

MAJOR OCCUPATION GROUP RECODES

(01-14)

<u>OCCUPATION GROUP</u>	<u>RECODE</u>	<u>OCCUPATION CODE</u>
Executive, Administrative, and Managerial Occupations	01	3-37
Professional Specialty Occupations	02	43-199
Technicians and Related Support Occupations	03	203-389
Sales Occupations	04	243-285
Administrative Support Occupations, Including Clerical	05	303-389
Private Household Service Occupations	06	403-407
Protective Service Occupation	07	413-427
Service Occupations, Except Protective and Household	08	433-469
Farming, Forestry, and Fishing Occupations	09	473-499
Precision Production, Craft, and Repair Occupations	10	503-699
Machine Operators, Assemblers, and Inspectors	11	703-799
Transportation and Material Moving Equipment Occupations	12	803-859
Handlers, Equipment Cleaners, Helpers, and Laborers	13	863-889
Armed Forces, Currently Civilian [Need to key in Appendix D]	14	905

APPENDIX C

SELECTED TABLES FROM THE CURRENT POPULATION SURVEY MARCH/APRIL 1986 MATCH FILE

- Table 1 - Population by Age, Race, Sex, Origin, and Population Status
- Table 2 - Population by Race, Sex, Origin, and Relationship to Head
- Table 3 - Weighted and Unweighted Counts
- Table 4 - Persons 15+ Years Old by Race, Sex, and Type of Income
- Table 5 - Families and Unrelated Individuals 15+ by Race and Sex of Head and Type of Income
- Table 6 - Household and Family Units by Race and Origin
- Table 7 - Persons 15 Years and Over by Total Money Income, Race, and Sex
- Table 8 - Families and Unrelated Individuals 15+ by Total Money Income
- Table 9 - Work Experience of Persons 16 Years Old and Over by Race and Sex
- Table 10 - Mobility by Sex, Race, Spanish Origin, and Residence

TABLE 1 POPULATION BY AGE, RACE, SEX, ORIGIN, AND POPULATION STATUS, MARCH 19

[A] : [B] RACE AND SEX : [C] : [D]

[D] : MARCH SUPPLEMENT - WEIGHTED COUNT

[C] : TOTAL PERSONS

	----- ALL RACES -----			----- WHITE -----			--- BLACK AND OTHER ---			----- BLACK -----		
	TOTAL	MALE	FEMALE	TOTAL	MALE	FEMALE	TOTAL	MALE	FEMALE	TOTAL	MALE	FEMALE
TOTAL	236693	114989	121704	200840	98003	102837	35853	16986	18867	28597	13401	15196
LESS THAN 15 YEARS OLD	51921	26571	25351	42010	21501	20510	9911	5070	4841	7967	4034	3933
15+ YEARS OLD	184772	88418	96354	158830	76502	82328	25942	11916	14026	20630	9367	11263

[C] : CIVILIANS

TOTAL	235707	114002	121704	200069	97232	102837	35637	16770	18867	28426	13230	15196
LESS THAN 15 YEARS OLD	51921	26571	25351	42010	21501	20510	9911	5070	4841	7967	4034	3933
15+ YEARS OLD	183785	87431	96354	158059	75731	82328	25726	11700	14026	20459	9196	11263

[C] : ARMED FORCES

TOTAL	987	987	0	771	771	0	215	215	0	171	171	0
LESS THAN 15 YEARS OLD	0	0	0	0	0	0	0	0	0	0	0	0
15+ YEARS OLD	987	987	0	771	771	0	215	215	0	171	171	0

[C] : SPANISH ORIGIN

TOTAL	17884	8846	9038	17080	8431	8649	804	415	389	570	299	272
LESS THAN 15 YEARS OLD	5494	2803	2691	5258	2672	2586	235	130	105	164	88	77
15+ YEARS OLD	12390	6043	6347	11821	5759	6063	569	284	284	406	211	195

[D] : MARCH SUPPLEMENT - UNIT COUNT

[C] : TOTAL PERSONS

TOTAL	111760	53841	57919	96142	46607	49535	15618	7234	8384	11638	5259	6379
LESS THAN 15 YEARS OLD	25120	12970	12150	20714	10741	9973	4406	2229	2177	3298	1630	1668
15+ YEARS OLD	86640	40871	45769	75428	35866	39562	11212	5005	6207	8340	3629	4711

[C] : CIVILIANS

TOTAL	111264	53345	57919	95734	46199	49535	15530	7146	8384	11571	5192	6379
LESS THAN 15 YEARS OLD	25120	12970	12150	20714	10741	9973	4406	2229	2177	3298	1630	1668
15+ YEARS OLD	86144	40375	45769	75020	35458	39562	11124	4917	6207	8273	3562	4711

[C] : ARMED FORCES

TOTAL	496	496	0	408	408	0	88	88	0	67	67	0
LESS THAN 15 YEARS OLD	0	0	0	0	0	0	0	0	0	0	0	0
15+ YEARS OLD	496	496	0	408	408	0	88	88	0	67	67	0

[C] : SPANISH ORIGIN

TOTAL	6689	3301	3388	6413	3166	3247	276	135	141	187	91	96
LESS THAN 15 YEARS OLD	2073	1081	992	1990	1036	954	83	45	38	57	30	27
15+ YEARS OLD	4616	2220	2396	4423	2130	2293	193	90	103	130	61	69

180

174

TABLE 2 POPULATION BY RACE, SEX, ORIGIN, AND RELATIONSHIP TO HEAD, MARCH 19
 [A] : [B] HOUSEHOLD RELATIONSHIP : [C]

[C] : ALL PERSONS

HH RELATIONSHIP	ALL RACES			WHITE			BLACK AND OTHER			BLACK		
	TOTAL	MALE	FEMALE	TOTAL	MALE	FEMALE	TOTAL	MALE	FEMALE	TOTAL	MALE	FEMALE
TOTAL PERSONS.	236693	114989	121704	200840	98003	102837	35853	16986	18867	28597	13401	15196
FAMILY HOUSEHOLDER	63427	50449	12978	54833	45408	9424	8595	5041	3554	6942	3696	3246
NON-FAMILY HOUSEHOLDER . .	24808	10527	14281	21592	8971	12621	3216	1556	1660	2793	1346	1447
SPOUSE	50923	2874	48049	45765	2358	43407	5158	516	4642	3714	453	3261
CHILD.	79142	41815	37327	64937	34359	30578	14205	7457	6748	11406	5963	5443
OTHER RELATIVE	10389	4947	5442	7068	3301	3767	3321	1646	1675	2692	1340	1352
NONRELATIVE.	8003	4377	3626	6645	3607	3039	1358	770	588	1051	603	447

[C] : SPANISH ORIGIN

HH RELATIONSHIP	TOTAL	MALE	FEMALE	TOTAL	MALE	FEMALE	TOTAL	MALE	FEMALE	TOTAL	MALE	FEMALE
TOTAL PERSONS.	17884	8846	9038	17080	8431	8649	804	415	389	570	299	272
FAMILY HOUSEHOLDER	4190	2984	1206	4031	2896	1135	159	89	71	107	47	60
NON-FAMILY HOUSEHOLDER . .	1013	530	482	931	492	440	81	39	42	68	34	34
SPOUSE	3002	208	2794	2918	197	2722	83	11	72	43	11	31
CHILD.	7300	3789	3511	6960	3589	3370	341	200	141	246	148	98
OTHER RELATIVE	1612	824	788	1522	781	741	90	43	47	79	36	43
NONRELATIVE.	767	510	257	717	477	240	50	33	17	29	22	6

181

175

TABLE 3 WEIGHTED AND UNWEIGHTED COUNTS OF MARCH 19
 [A] WEIGHTED AND UNWEIGHTED : [B] PERSONS AND FAMILIES

	WEIGHTED	UNWEIGHTED
TOTAL PERSONS.	236693	111760
TOTAL FAMILY HOUSEHOLDERS.	63427	30194
TOTAL UNITS.	88597	42174
INTERVIEWED UNITS (HHDS * GQ).	88597	42174
HOUSEHOLDS (FAMILY & NONFAMILY HHLDRS)	88236	42011
TOTAL FAMILY RECORDS IN HOUSEHOLDS	97156	45845
TOTAL FAMILIES(HHLDR,RELATED & UNRLTD).	66235	31458
FAMILY HHLDRS WITH NO RELATED SUB.	61311	29230
FAMILY HHLDRS WITH 1+ RELATED SUBS.	2117	964
UNRELATED SUBFAMILY.	535	253
RELATED SUBFAMILY.	2272	1011
TOTAL UNRELATED INDIVIDUALS.	30921	14387
NONFAMILY HOUSEHOLDER.	24808	11817
OTHER PERSONS LIVING WITH NO RELTVS.	6113	2570
TOTAL PERSONS IN HOUSEHOLDS.	236149	111510
CIVILIANS 15 YEARS OLD AND OVER.	183273	85912
CHILDREN LESS THAN 15 YEARS OLD.	51890	25103
ARMED FORCES MEMBERS	987	495
GROUP QUARTERS	362	163
TOTAL FAMILY RECORDS IN GROUP QUARTERS	544	250
TOTAL PERSONS	544	250
CIVILIANS 15 YEARS OLD AND OVER.	512	232
CHILDREN LESS THAN 15 YEARS OLD.	32	17
ARMED FORCES MEMBERS	0	1
NONINTERVIEWED UNITS	0	0
TYPE A	0	0
TYPE B-C	0	0

182

176

TABLE 4 PERSONS 15+ YEARS OLD BY RACE, SEX, AND TYPE OF INCOME, MARCH 19
 [A] : [B] SOURCE OF INCOME

	----- ALL RACES -----			----- WHITE -----			----- BLACK AND OTHER -----			----- BLACK -----		
	TOTAL	MALE	FEMALE	TOTAL	MALE	FEMALE	TOTAL	MALE	FEMALE	TOTAL	MALE	FEMALE
TOTAL	184772	88418	96354	158830	76502	82328	25942	11916	14026	20630	9367	11263
WITH INCOME	170267	83600	86667	147882	73164	74718	22385	10437	11948	17804	8157	9647
WAGE AND SALARY	117047	63118	53929	101249	55167	46082	15798	7951	7847	12502	6211	6291
NON-FARM SELF EMPLOYMENT	10911	7400	3511	10117	6850	3266	794	550	245	509	353	155
FARM SELF EMPLOYMENT	1839	1630	209	1802	1594	208	37	36	1	22	22	0
SOCIAL SECURITY AND RR	32981	13663	19318	29518	12198	17320	3463	1465	1998	3030	1265	1765
SUPPLEMENTAL SECURITY	3523	1196	2327	2326	810	1516	1197	386	811	1097	356	741
PUBLIC ASSISTANCE	4691	971	3720	2828	696	2133	1862	275	1588	1702	228	1474
INTEREST	100727	48381	52346	93390	44884	48506	7337	3497	3840	4794	2235	2559
DIVIDENDS, RENTAL, OR EST/TRUSTS	31302	15932	15370	29582	15035	14547	1720	896	823	1057	528	529
VETERANS, UNEMP. AND WORKMEN COMP.	12773	8160	4613	11108	7116	3992	1665	1044	621	1339	827	511
PENSIONS AND MILITARY RETIREMENT	13605	8429	5176	12563	7768	4795	1042	661	382	835	521	314
ALIMONY AND OTHER MONEY INCOME	13520	4497	9023	11419	3891	7528	2102	606	1495	1587	377	1210
WITH NO INCOME	14505	4818	9687	10948	3339	7610	3557	1479	2078	2826	1210	1615

183

177

TABLE 5 FAMILIES AND UNRELATED INDIVIDUALS 15+ BY RACE AND SEX OF HEAD AND TYPE OF INCOME, MARCH 19

[A] : [B] SOURCE OF INCOME : [C]

[C] : FAMILIES

	ALL RACES			WHITE			BLACK AND OTHER			BLACK		
	TOTAL	MALE	FEMALE	TOTAL	MALE	FEMALE	TOTAL	MALE	FEMALE	TOTAL	MALE	FEMALE
TOTAL	63427	50449	12978	54833	45408	9424	8595	5041	3554	6942	3696	3246
WITH INCOME	63277	50382	12895	54711	45352	9359	8566	5030	3536	6917	3688	3229
WAGE AND SALARY	52423	42276	10147	45357	37854	7503	7066	4422	2644	5621	3220	2401
NON-FARM SELF EMPLOYMENT	8262	7259	1003	7704	6788	916	558	471	87	356	285	71
FARM SELF EMPLOYMENT	1472	1420	52	1450	1402	48	22	17	5	15	12	3
SOCIAL SECURITY AND RR	14581	11264	3318	12918	10306	2611	1664	957	707	1414	765	650
SUPPLEMENTAL SECURITY	1714	929	785	1104	678	426	610	251	359	556	216	340
PUBLIC ASSISTANCE	3631	1119	2513	2155	878	1277	1476	240	1236	1342	174	1168
INTEREST	41597	35533	6064	38309	33097	5212	3288	2436	852	2233	1522	712
DIVIDENDS, RENTAL, OR EST/TRUSTS	16015	14071	1944	14994	13275	1719	1021	796	225	647	469	178
VETERANS, UNEMP. AND WORKMEN COMP.	8961	7355	1606	7796	6562	1234	1165	793	372	903	575	328
PENSIONS AND MILITARY RETIREMENT	8845	7676	1169	8199	7171	1028	646	505	142	503	387	116
ALIMONY AND OTHER MONEY INCOME	9192	5391	3801	7752	4846	2905	1440	544	896	1161	358	803
WITH NO INCOME	151	67	84	122	57	65	28	10	18	25	8	17

[C] : UNRELATED INDIVIDUALS

TOTAL	31354	14309	17045	27122	12125	14997	4232	2183	2048	3590	1852	1738
WITH INCOME	30719	14008	16711	26695	11919	14776	4024	2089	1935	3433	1776	1657
WAGE AND SALARY	19252	10517	8735	16713	9060	7653	2539	1457	1082	2112	1233	879
NON-FARM SELF EMPLOYMENT	1690	1139	551	1534	1028	506	155	111	44	127	92	34
FARM SELF EMPLOYMENT	167	143	24	156	132	24	11	11	0	6	6	0
SOCIAL SECURITY AND RR	9789	2351	7438	8749	1976	6773	1040	375	665	970	353	617
SUPPLEMENTAL SECURITY	1376	329	1047	970	240	730	406	89	317	389	87	303
PUBLIC ASSISTANCE	571	254	317	403	172	230	169	82	86	158	78	81
INTEREST	17862	7615	10247	16559	6982	9577	1303	633	670	1000	489	512
DIVIDENDS, RENTAL, OR EST/TRUSTS	5222	2276	2945	4977	2146	2831	244	130	114	185	102	82
VETERANS, UNEMP. AND WORKMEN COMP.	2842	1630	1212	2488	1380	1109	354	250	103	317	220	97
PENSIONS AND MILITARY RETIREMENT	3713	1202	2511	3381	1036	2345	332	166	166	301	150	151
ALIMONY AND OTHER MONEY INCOME	2674	1187	1487	2330	1007	1323	344	180	164	200	99	101
WITH NO INCOME	635	301	334	427	207	220	207	94	113	158	76	81

184

173

TABLE 6 HOUSEHOLD AND FAMILY UNITS BY RACE, AND ORIGIN, MARCH 19
 [A] : [B] KIND OF HOUSEHOLD AND FAMILY

	TOTAL	WHITE	BLACK AND OTHER	BLACK	SPANISH ORIGIN
TOTAL HOUSEHOLDS	88236	76425	11811	9734	5203
FAMILY HOUSEHOLDER	63427	54833	8595	6942	4190
MARRIED-COUPLE	50923	45810	5113	3777	2939
OTHER FAMILY, MALE HHLDR	2400	1960	440	343	283
OTHER FAMILY, FEMALE HHLDR	10104	7063	3041	2821	968
NONFAMILY HOUSEHOLDER	24808	21592	3216	2793	1013
MALE	10527	8971	1556	1346	530
FEMALE	14281	12621	1660	1447	482
TOTAL FAMILY HHLDRS.	63962	55260	8702	7029	4282
MARRIED-COUPLE	50969	45846	5122	3780	2945
OTHER FAMILY, MALE HHLDR	2484	2033	451	352	321
OTHER FAMILY, FEMALE HHLDR	10510	7381	3129	2897	1016
TOTAL RELATED SUBFAMILIES.	2272	1465	807	665	321
MARRIED-COUPLE	786	649	137	47	140
FATHER-CHILD	116	76	40	28	11
MOTHER-CHILD	1370	739	631	590	170
TOTAL UNRELATED FAMILIES	535	428	107	87	91
MARRIED-COUPLE	45	36	9	2	6
OTHER FAMILY, MALE HHLDR	84	73	11	9	37
OTHER FAMILY, FEMALE HHLDR	406	318	88	75	48
NONFAMILY HHLDRS	31465	27195	4270	3626	1548
MALE	14367	12160	2207	1876	911
FEMALE	17098	15035	2063	1750	637
OTHER PERSONS LIVING WITH NO RELATIVES	6657	5603	1054	833	535
MALE	3840	3189	651	530	380
FEMALE	2816	2414	403	303	155

185

179

TABLE 7 PERSONS 15 YEARS AND OVER BY TOTAL MONEY INCOME, RACE, AND SEX, MARCH 19

[A] : [B]

	----- ALL RACES -----			----- WHITE -----			----- BLACK AND OTHER -----			----- BLACK -----		
	TOTAL	MALE	FEMALE	TOTAL	MALE	FEMALE	TOTAL	MALE	FEMALE	TOTAL	MALE	FEMALE
TOTAL	184772	88418	96354	158830	76502	82328	25942	11916	14026	20630	9367	11263
NO INCOME	14505	4818	9687	10948	3339	7610	3557	1479	2078	2826	1210	1615
TOTAL	170267	83600	86667	147882	73164	74718	22385	10437	11948	17804	8157	9647
1 TO 1999 OR LESS	22160	6377	15784	19173	5269	13904	2987	1107	1880	2229	897	1333
2,000 TO 2,999	7811	2308	5503	6284	1802	4482	1528	507	1021	1293	415	878
3,000 TO 3,999	8590	2693	5897	7035	2201	4835	1554	492	1063	1377	414	963
4,000 TO 4,999	8294	2646	5648	6688	2107	4581	1606	539	1067	1427	471	955
5,000 TO 5,999	7474	2600	4874	6351	2151	4200	1122	449	673	931	370	561
6,000 TO 6,999	7464	2717	4747	6400	2294	4106	1064	423	641	885	342	543
7,000 TO 8,499	9864	4068	5796	8327	3344	4983	1537	724	813	1264	573	691
8,500 TO 9,999	7683	3350	4333	6686	2878	3808	997	472	525	811	379	432
10,000 TO 12,499	14293	6737	7556	12428	5832	6596	1865	905	960	1465	698	767
12,500 TO 14,999	10488	5152	5337	9166	4491	4675	1323	661	662	1069	553	516
15,000 TO 17,499	10742	5771	4971	9336	5022	4314	1406	749	657	1169	637	532
17,500 TO 19,999	7789	4350	3439	6750	3785	2965	1039	566	474	861	470	391
20,000 TO 24,999	14021	8493	5528	12428	7569	4859	1593	924	669	1186	715	471
25,000 TO 29,999	10228	6984	3245	9057	6273	2784	1171	711	460	857	496	361
30,000 TO 34,999	7508	5805	1703	6859	5352	1506	649	452	196	433	308	125
35,000 TO 49,999	9869	8264	1605	9212	7754	1458	657	510	146	409	299	110
50,000 TO 74,999	4112	3592	520	3898	3409	490	214	183	31	106	90	16
75,000 AND OVER	1877	1695	182	1805	1633	171	72	62	11	34	29	5
AGGREGATE FOR MEAN	2591*14	1707*14	8844*13	2327*14	1554*14	7727*13	2646*13	1529*13	1117*13	1971*13	1097*13	8743*12
MEDIAN INCOME	11013	16366	7228	11408	17098	7377	8298	11394	6422	7903	10776	6249
MEAN INCOME	15223	20424	10206	15738	21248	10342	11822	14651	9351	11074	13452	9063

186

180

TABLE 8 FAMILIES AND UNRELATED INDIVIDUALS 15+ BY TOTAL MONEY INCOME, MARCH 19

[A] : [B] : [C]

[C] : FAMILIES

	ALL RACES			WHITE			BLACK AND OTHER			BLACK		
	TOTAL	MALE	FEMALE	TOTAL	MALE	FEMALE	TOTAL	MALE	FEMALE	TOTAL	MALE	FEMALE
TOTAL	63427	50449	12978	54833	45408	9424	8595	5041	3554	6942	3696	3246
NO INCOME	151	67	84	122	57	65	28	10	18	25	8	17
TOTAL	63277	50382	12895	54711	45352	9359	8566	5030	3536	6917	3688	3229
UNDER 2,500	998	508	490	712	451	261	286	57	229	254	39	215
2,500 TO 4,999	1823	661	1162	1173	545	629	650	116	533	617	101	516
5,000 TO 7,499	2607	1323	1284	1921	1134	787	686	189	497	618	157	461
7,500 TO 9,999	2717	1650	1067	2113	1398	715	604	252	352	525	201	324
10,000 TO 12,499	3279	2307	972	2613	1960	653	666	347	319	555	269	286
12,500 TO 14,999	3222	2375	847	2722	2095	626	500	280	221	435	237	197
15,000 TO 17,499	3407	2598	809	2861	2265	596	546	333	213	470	264	206
17,500 TO 19,999	3299	2511	788	2829	2217	613	469	294	175	399	236	163
20,000 TO 24,999	6498	5105	1393	5684	4587	1097	814	518	297	637	373	264
25,000 TO 29,999	6134	5168	966	5443	4664	779	690	504	187	563	394	169
30,000 TO 34,999	5624	4876	749	5046	4472	574	578	403	174	443	281	161
35,000 TO 39,999	4886	4311	575	4358	3889	469	528	421	107	399	308	91
40,000 TO 49,999	7036	6273	763	6376	5729	647	660	544	116	480	384	96
50,000 TO 59,999	4614	4241	373	4185	3869	316	429	372	57	278	239	39
60,000 TO 74,999	3544	3235	309	3315	3033	282	229	202	27	139	122	17
75,000 AND OVER	3589	3241	347	3359	3043	315	230	198	32	106	82	24
MEDIAN INCOME	27800	30842	16801	29165	31308	19048	19259	26054	11157	17351	24389	10784
AGGREGATE FOR MEAN	2079*14	1794*14	2858*13	1870*14	1641*14	2293*13	2091*13	1526*13	5656*12	1525*13	1031*13	4934*12
MEAN INCOME	32792	35561	22029	34118	36148	24335	24336	30275	15914	21971	27914	15202

[C] : UNRELATED INDIVIDUALS

TOTAL	31354	14309	17045	27122	12125	14997	4232	2183	2048	3590	1852	1738
NO INCOME	635	301	334	427	207	220	207	94	113	158	76	81
TOTAL	30719	14008	16711	26695	11919	14776	4024	2089	1935	3433	1776	1657
UNDER 2,500	1550	752	798	1184	570	614	366	182	184	304	154	151
2,500 TO 4,999	3856	1240	2617	3069	951	2118	788	289	498	731	260	471
5,000 TO 7,499	4485	1501	2984	3859	1177	2682	626	323	303	538	268	271
7,500 TO 9,999	3062	1147	1915	2626	897	1729	436	250	186	388	219	169
10,000 TO 12,499	2974	1333	1641	2637	1158	1479	336	174	162	282	154	127
12,500 TO 14,999	2169	941	1228	1916	795	1121	253	146	107	225	130	95
15,000 TO 17,499	2131	1005	1126	1915	898	1017	216	107	109	171	87	84
17,500 TO 19,999	1806	885	921	1596	755	841	210	130	80	163	100	63
20,000 TO 24,999	2788	1448	1340	2494	1280	1214	294	168	126	239	150	89
25,000 TO 29,999	2113	1228	885	1874	1093	781	238	135	104	186	107	79
30,000 TO 34,999	1371	894	477	1274	829	445	97	65	32	79	55	24
35,000 TO 39,999	768	486	282	702	439	264	66	48	18	54	36	18
40,000 TO 49,999	784	522	263	727	480	247	58	42	15	41	30	11
50,000 TO 59,999	416	286	129	400	274	125	16	12	4	13	10	3
60,000 TO 74,999	217	158	58	207	152	55	10	6	4	7	6	1
75,000 AND OVER	230	182	48	214	170	44	16	12	3	8	8	0
MEDIAN INCOME	11756	14841	9837	12271	15855	10229	8240	9533	6884	7906	9417	6532
AGGREGATE FOR MEAN	4846*13	2617*13	2229*13	4351*13	2331*13	2020*13	4946*12	2862*12	2084*12	4027*12	2367*12	1659*12
MEAN INCOME	15457	18292	13078	16045	19225	13474	11689	13108	10176	11217	12779	9553

187

181

TABLE 9 WORK EXPERIENCE OF PERSONS 16 YEARS OLD AND OVER BY RACE AND SEX

[A] : [B] WORK EXPERIENCE : [C]

[C] : ALL PERSONS

	ALL RACES			WHITE			BLACK AND OTHER			BLACK		
	TOTAL	MALE	FEMALE	TOTAL	MALE	FEMALE	TOTAL	MALE	FEMALE	TOTAL	MALE	FEMALE
TOTAL 16+	179984	85495	94489	154969	74135	80834	25015	11360	13656	19889	8909	10980
NO WORK EXPERIENCE	56283	18113	38170	47348	14827	32521	8935	3286	5649	7267	2667	4600
WITH WORK EXPERIENCE	123701	67382	56319	107621	59308	48312	16080	8074	8007	12622	6241	6380
WORKED FULL-TIME	96557	58319	38238	83843	51532	32311	12714	6788	5927	9985	5223	4762
50 - 52 WEEKS	72278	44840	27438	63037	39885	23152	9241	4955	4286	7229	3807	3422
40 - 49 WEEKS	8047	4621	3426	7101	4120	2981	946	500	445	762	373	389
14 - 39 WEEKS	11505	6382	5123	9826	5471	4356	1679	912	767	1336	715	620
1 - 13 WEEKS	4727	2476	2251	3878	2055	1823	849	421	428	658	328	331
WORKED PART-TIME	27144	9063	18082	23778	7777	16001	3366	1286	2080	2636	1018	1619
50 - 52 WEEKS	10161	3232	6929	8971	2781	6190	1190	451	739	909	333	576
40 - 49 WEEKS	3317	1031	2286	2993	899	2093	324	132	193	246	99	147
14 - 39 WEEKS	7984	2767	5217	7002	2381	4622	981	386	595	789	332	457
1 - 13 WEEKS	5682	2033	3650	4812	1716	3096	870	317	554	692	253	439
TOTAL 16+ WITH UNEMPLOYMENT	21172	11906	9266	17230	9866	7364	3943	2040	1902	3326	1671	1655
WORKED 50 - 52 WEEKS	947	583	364	837	519	318	110	64	46	81	42	39
WORKED LESS THAN 50 WEEKS	17789	10338	7452	14768	8678	6090	3021	1660	1361	2504	1332	1173
NO WORK EXPERIENCE	2436	986	1450	1624	669	955	812	317	495	740	297	443

[C] : SPANISH ORIGIN

TOTAL 16+	12033	5856	6178	11486	5580	5907	547	276	271	392	204	189
NO WORK EXPERIENCE	4171	1182	2989	3913	1063	2849	258	119	139	203	97	106
WITH WORK EXPERIENCE	7863	4674	3189	7573	4516	3057	289	157	132	189	107	82
WORKED FULL-TIME	6445	4060	2386	6215	3927	2288	230	132	98	158	87	71
50 - 52 WEEKS	4389	2801	1587	4224	2706	1518	165	96	70	116	67	48
40 - 49 WEEKS	583	399	184	556	385	170	27	14	13	21	8	13
14 - 39 WEEKS	1036	623	413	1008	606	402	28	17	11	17	8	8
1 - 13 WEEKS	438	236	202	428	230	198	9	6	4	5	3	2
WORKED PART-TIME	1417	614	803	1358	589	769	59	25	34	31	20	11
50 - 52 WEEKS	545	269	276	528	263	265	17	6	10	10	5	6
40 - 49 WEEKS	167	70	97	153	61	91	15	9	6	11	9	3
14 - 39 WEEKS	452	167	284	431	157	274	21	10	11	9	7	3
1 - 13 WEEKS	253	107	146	246	107	139	7	0	7	0	0	0
TOTAL 16+ WITH UNEMPLOYMENT	1814	1190	623	1735	1140	595	79	50	29	50	29	20
WORKED 50 - 52 WEEKS	61	31	30	61	31	30	0	0	0	0	0	0
WORKED LESS THAN 50 WEEKS	1559	1071	488	1494	1027	467	65	44	21	41	26	15
NO WORK EXPERIENCE	194	89	105	180	83	98	13	6	7	8	3	5

188

182

TABLE 10 MOBILITY BY SEX, RACE, SPANISH ORIGIN, AND RESIDENCE - MARCH 19
 UNIVERSE: PERSONS YEAR OLD AND OVER
 [A] : [B] MOBILITY

	----- ALL RACES -----			----- WHITE -----			----- BLACK AND OTHER -----			----- BLACK -----		
	TOTAL	MALE	FEMALE	TOTAL	MALE	FEMALE	TOTAL	MALE	FEMALE	TOTAL	MALE	FEMALE
TOTAL 'MTR1-REC'	236693	114989	121704	200840	98003	102837	35853	16986	18867	28597	13401	15196
NONMOVERS	189393	91164	98229	161295	78010	83285	28098	13154	14944	22604	10455	12150
MOVERS	43549	21904	21645	36487	18416	18071	7062	3488	3574	5426	2660	2766
NOT IN MIGRATION SAMPLE	3751	1921	1831	3059	1577	1482	693	344	349	566	286	280
TOTAL 'R-GENMOB'	236693	114989	121704	200840	98003	102837	35853	16986	18867	28597	13401	15196
NONMOVERS	189393	91164	98229	161295	78010	83285	28098	13154	14944	22604	10455	12150
MOVERS	43549	21904	21645	36487	18416	18071	7062	3488	3574	5426	2660	2766
NOT IN MIGRATION SAMPLE	3751	1921	1831	3059	1577	1482	693	344	349	566	286	280

APPENDIX D

SOURCE AND RELIABILITY OF THE ESTIMATES Child Support and Alimony: 1986

SOURCE OF DATA

The estimates in these tabulations are based on data obtained in March and April 1986 from the Current Population Survey (CPS) conducted by the Bureau of the Census and from supplementary questions to the CPS. The present CPS sample was selected from the 1980 census files with coverage in all 50 states and the District of Columbia. The sample is continually updated to reflect new construction. The current sample is located in 729 areas comprising 1,973 counties, independent cities, and minor civil divisions in the nation.

In the March sample, approximately 57,000 occupied households were eligible for interview. Of this number, about 2,500 occupied units were visited but interviews were not obtained because the occupants were not found at home after repeated calls or were unavailable for some other reason. CPS has eight rotation groups being interviewed in a month.

Questions relating to labor force participation are asked about each member in every sample household. In addition, in March 1986 supplementary questions were asked about income and in April 1986 supplementary questions were asked about child support and alimony for previously divorced women. In March, all eight rotations were asked income questions. In April only the six rotations that were the same as in March were used to identify eligible women for the April supplement. About 42,200 of the households interviewed in March were interviewed again in April. Women 18 years of age and older were asked supplemental questions regarding child support and alimony payments. Of the 43,091 eligible women interviewed in March, 37,671 were matched to women interviewed in April. Child support and alimony information was imputed for the other 5,420 eligible women. Table A-1 gives the sample sizes and imputation rates by marital status.

CPS Estimation Procedure. The estimation procedure used in this survey involved the inflation of weighted sample results to independent estimates of the civilian noninstitutional population of the United States by age, race, sex, and Hispanic/non-Hispanic categories. These independent estimates are based on statistics from the 1980 decennial census; statistics on births, deaths, immigration, and emigration; and statistics on the strength of the Armed Forces.

RELIABILITY OF THE ESTIMATES

Since the CPS estimates were based on a sample, they may differ somewhat from the figures that would have been obtained if a complete census had been taken using the same questionnaires, instructions, and enumerators. There are two types of errors possible in an estimate based on a sample survey: sampling and nonsampling. The accuracy of a survey result depends on both types of errors, but the full extent of the nonsampling error is unknown. Consequently, particular care should be exercised in the interpretation of figures based on a relatively small number of cases or on small differences between estimates. The standard errors provided for the CPS estimates primarily indicate the magnitude of the sampling error. They also partially measure the effect of some nonsampling errors in responses and enumeration; but do not measure any systematic biases in the data. (Bias is the difference averaged over all possible samples, between the estimate and the desired value.)

Nonsampling Variability. Nonsampling errors can be attributed to many sources, e.g., inability to obtain information about all cases in the sample, definitional difficulties, differences in the interpretation of questions, inability or unwillingness on the part of respondents to provide correct information, inability to recall information, errors made in collection such as in recording or coding the data, errors made in processing the data, errors made in estimating values for missing data, and failure to represent all units with the sample (undercoverage).

Undercoverage in the CPS results from missed housing units and missed persons within sample households. Overall undercoverage as compared to the level of the 1980 decennial census is about 7 percent. It is known that CPS undercoverage varies with age, sex, and race. Generally, undercoverage is larger for males than for females and larger for Blacks and other races combined than for Whites. Ratio estimation to independent age-sex-race-Hispanic population controls, as described previously, partially corrects for the bias due to survey undercoverage. However, biases exist in the estimates to the extent that missed persons in missed households or missed persons in interviewed households have different characteristics from those of interviewed persons in the same age-sex-race-Hispanic group. Further, the independent population controls used have not been adjusted for undercoverage in the 1980 census.

In these tabulations, the nonsampling error due to imputing values for missing data may be particularly severe. This is because the imputation rates for divorced and separated women are over 20 percent. Imputation procedures are intended to reduce nonsampling error due to missing data, but with such high imputation rates the procedures lose some effectiveness. Therefore, particular caution should be used in interpreting the data in these tabulations.

In most cases the questionnaire entries for income are based on the memory or knowledge of one person, usually the wife. The most common respondent for this report was the female householder. The memory factor in data derived from field surveys of income probably produces underestimates because the tendency is to forget minor or irregular sources of income. Other errors of reporting are due to misrepresentation or to misunderstanding as to the scope of the income concept. See also the section entitled "Underreporting of Income" of an earlier report (Series P-60, No. 129).

Table A-1. Sample Sizes and Imputation Rates

Marital Status	Sample Size	Imputed Cases	Rates
Total.....	43,091	5,420	12.6
Married or widowed...	30,536	3,197	10.5
Divorced.....	3,717	844	22.7
Separated.....	1,149	324	28.2
Never married.....	7,689	1,055	13.7

For additional information on nonsampling error including the possible impact on CPS data when known, refer to Statistical Policy Working Paper 3, An Error Profile: Employment as Measured by the Current Population Survey, Office of Federal Statistical Policy and Standards; U.S. Department of Commerce, 1978 and Technical Paper 40, The Current Population Survey: Design and Methodology, Bureau of the Census, U.S. Department of Commerce.

Sampling Variability. The standard errors given in the following tables are primarily measures of sampling variability, that is, of the variations that occurred by chance because a sample rather than the entire population was surveyed. The sample estimate and its standard error enable one to construct confidence intervals, ranges that would include the average results of all possible samples with a known probability. For example, if all possible samples were selected, each of these being surveyed under essentially the same general conditions and using the same sample design, and if an estimate and its standard error were calculated from each sample, then:

1. Approximately 95 percent of the intervals from two standard errors below the estimate to two standard errors above the estimate would include the average result of all possible samples.
2. Approximately 90 percent of the intervals from 1.6 standard errors below the estimate to 1.6 standard errors above the estimate would include the average result of all possible samples.

The average estimate derived from all possible samples is or is not contained in any particular computed interval. However, for a particular sample, one can say with specified confidence that the average estimate derived from all possible samples is included in the confidence interval.

Standard errors may also be used to perform hypothesis testing, a procedure for distinguishing between population parameters using sample estimates. Tests may be performed at various levels of significance, where a level of significance is the probability of concluding that the characteristics are different when, in fact, they are identical.

To perform the most common test, let x and y be sample estimates for two characteristics of interest. Let the standard error on the difference $x-y$ be σ_{DIFF} . If the ratio $R = (x-y)/\sigma_{DIFF}$ is between -2 and $+2$, no conclusion about the difference between the characteristics is justified at the 0.05 level of significance. If, on the other hand, this ratio is smaller than -2 or larger than $+2$, the observed difference is significant at the 0.05 level. In this event, it is commonly accepted practice to say that the characteristics are different. Of course, sometimes this conclusion will be wrong. When the characteristics are, in fact, the same, there is a 5 percent chance of concluding that they are different. For other differences the estimated difference between characteristics is between 1.6 and 2.0 times the standard error of the difference.

Comparability of Data. Data obtained from the CPS and other sources are not entirely comparable. This is due in large part to differences in interviewer training and experience and in differing survey processes. This is an additional component of error not reflected in the standard error tables. Therefore, caution should be used in comparing results between these different sources.

Standard Error Tables and Their Use. In order to derive standard errors that would be applicable to a larger number of estimates and could be prepared at a moderate cost, a number of approximations were required. Therefore, instead of providing an individual standard error for each estimate, generalized sets of standard errors are provided for various types of characteristics. As a result, the sets of standard errors provided give an indication of the order of magnitude of the standard error of an estimate rather than the precise standard error.

The figures presented in Table A-2 are approximations to the standard errors of various estimates for women in the United States. To obtain the approximate standard error for a specific characteristic the appropriate standard error in Tables A-2 and A-3 must be multiplied by the factor for that characteristic given in Table A-4. These factors must be applied to the generalized standard errors in order to adjust for the combined effect of the sample design and the estimating procedure on the value of the characteristic. 87

Standard errors for intermediate values not shown in the generalized tables of standard errors may be approximated by linear interpolation.

Two parameters (denoted "a" and "b") are used to calculate standard errors for each type of characteristic; they are presented in Table A-4. These parameters were used to calculate the standard errors in Tables A-2 and A-3 and to calculate the factors in Table A-4. They also may be used directly to calculate the standard errors for estimated numbers and percentages. Methods for computation are given in the following sections.

Standard Errors of Estimated Numbers. The approximate standard error, σ_x , of an estimated number shown in this report can be obtained in two ways. It may be obtained by use of the formula

$$\sigma_x = f\sigma \quad (1)$$

Where f is the appropriate factor from Table A-4 and σ is the standard error on the estimate obtained by interpolation from Table A-2. Alternatively, the standard error may be approximated by formula (2) from which the standard errors in Table A-2 were calculated. Use of this formula will provide more accurate results than the use of formula (1) above

$$\sigma_x = \sqrt{ax^2 + bx} \quad (2)$$

Here x is the size of the estimate and a and b are the parameters in Table A-4 associated with the particular characteristic.

Illustration of the Computation of the Standard Error of an Estimated Number. Suppose that Table 1 of these tabulations showed that there were 5,015,000 women with child support payments agreed to or awarded in 1986. Using formula (2) with $a = -0.000030$ and $b = 2,769$ from Table A-4, the approximate standard error ^{1/} is:

$$\sqrt{(-0.000030)(5,015,000)^2 + (2,769)(5,015,000)} = 115,000$$

The 90-percent confidence interval for the number of women with child support payments agreed to or awarded is from 4,831,000 to 5,199,000. Therefore, a conclusion that the average estimate derived from all possible samples lies within a range computed in this way would be correct for roughly 90-percent of all possible

^{1/} Using formula (1), Table A-2, and the appropriate factor from Table A-4, the approximate standard error is $1.00 \times 114,000 = 114,000$.

samples. Similarly, we could conclude with 95-percent confidence that the number of women with child support payments agreed to or awarded lies within the interval from 4,785,000 to 5,245,000 (using twice the standard error).

Standard Errors of Estimated Percentages. The reliability of an estimated percentage, computed using sample data for both numerator and denominator, depends upon both the size of the percentage and the size of the total upon which this percentage is based. Estimated percentages are relatively more reliable than the corresponding estimates of the numerators of the percentages, particularly if the percentages are 50 percent or more. When the numerator and denominator of the percentage are in different categories, use the factors or parameters from Table A-4 indicated by the numerator. The approximate standard error, $\sigma_{(x,p)}$, of an estimated percentage can be obtained by use of the formula:

$$\sigma_{(x,p)} = f\sigma \quad (3)$$

In this formula, f is the appropriate factor from Table A-4 and σ is the standard error on the estimate from Table A-3. Alternatively, it may be approximated by the following formula from which the standard errors in Table A-3 were calculated. Use of this formula will give more accurate results than use of formula (3) above.

$$\sigma_{(x,p)} = \sqrt{\frac{b}{x} \cdot p(100 - p)} \quad (4)$$

Here x is the size of the subclass of persons or households which is the base of the percentage, p is the percentage ($0 < p < 100$), and b is the parameter in Table A-4 associated with the particular characteristic in the numerator of the percentage.

Illustration of the Computation of the Standard Error of a Percentage. Suppose that Table 1 the tabulations showed that of the 3,995,000 women due child support payments in 1986, 3,037,000, or 76.0 percent, of the women actually received payment. Using formula (4) with $b = 2,769$ from Table A-4, the approximate standard error \underline{z} of 76.0 percent is

$$\sqrt{\frac{2,769}{3,995,000} (76.0)(24.0)} = 1.1$$

^{12/} Using formula (3), Table A-3 and the appropriate factor from Table A-4, the approximate standard error is $1.00 \times 1.1 = 1.1$

Consequently, the 90-percent confidence interval of the percentage of women who actually received payment is 74.2 to 77.8 percent, i.e., $76.0 \pm (1.6 \times 1.1)$, and the 95-percent confidence interval is from 73.8 to 78.2 percent (twice the standard error).

Standard Error of a Difference. For a difference between two sample estimates, the standard error is approximately equal to

$$\sigma_{(x-y)} = \sqrt{\sigma_x^2 + \sigma_y^2} \quad (5)$$

where σ_x and σ_y are the standard errors of the estimates x and y , respectively. The estimates can be of numbers, percents, ratios, etc. This will represent the actual standard error quite accurately for the difference between two estimates of the same characteristic in two different areas or for the difference between separate and uncorrelated characteristics in the same area. If, however, there is a high positive (negative) correlation between the two characteristics, the formula will overestimate (underestimate) the true standard error.

Illustration of the Computation of the Standard Error of a Difference.

Suppose that Table 1 of these tabulations showed that in 1986, 71.9 percent of married women due child support in 1986, (1,226,00) actually received payments, whereas 76.4 percent of divorced women due payments, (2,092,000) actually received child support payments. Thus, the apparent difference in the percentages between these two groups of women is 4.5 percent. Using the standard error b parameter = 2,769 from Table A-4 and formula (4) the standard error, $\sigma_{(x,p)}$ on 71.9 percent is approximately 2.1 percent, and the standard error, $\sigma_{(y,p)}$ on 76.4 percent is approximately 1.5 percent. Using formula (5), the standard error of the estimated difference of 4.5 percent is about

$$\sqrt{(2.1)^2 + (1.5)^2} = 2.6 \text{ percent}$$

Thus, the 90-percent confidence interval around the difference is from 0.3 to 8.7 percent, i.e., $4.5 \pm (1.6 \times 2.6)$, and the 95-percent confidence interval is from -0.7 to 9.7 percent (twice the standard error). Since this interval includes zero, we cannot conclude with 95-percent confidence that the percentage of married women actually receiving child support payments is less than the percentage of divorced women actually receiving child support payments. However, since the 90-percent interval does not include zero, we can say that there is some evidence of a difference between the two groups.

Standard Error of a Median. The sampling variability of an estimated median depends upon the form of the distribution as well as the size of its base. An approximate method for measuring the reliability of an estimated median is to determine a confidence interval about it. (See the section on sampling variability for a general discussion of confidence intervals.) The following procedure may be used to estimate the 68-percent confidence limits of a median based on sample data.

- (1) Determine, using the standard error tables and factors or formula (4), the standard error of the estimate of 50 percent from the distribution.
- (2) Add to and subtract from 50 percent the standard error determined in step (1).
- (3) Using the distribution of the characteristic, calculate the 68-percent confidence interval by calculating the values corresponding to the two points established in step (2).
- (4) Once the limits of the 68-percent confidence interval are computed, the standard error of a median can be computed by the formula:

$$\sigma_{\text{median}} = \frac{U-L}{2}$$

where

U = Upper limit of the 68-percent confidence interval,

L = Lower limit of the 68-percent confidence interval.

Illustration of the Computation of a Confidence Interval for a Median.

Suppose that Table 1 of these tabulations showed that the median income in 1986 for all women with children from absent fathers with income is \$7,942. Suppose Table 1 also showed that the base of the distribution from which this median was determined was 8,236,000.

- (1) Using formula (4), the standard error of 50-percent on a base of 8,236,000 is about 0.9 percentage points.
- (2) To obtain a 68-percent confidence interval on the estimated median, add to and subtract from 50-percent the standard error found in step (1). This yields limits of 49.1 and 50.9.
- (3) From Table 1, the income of 4,960,000 (60.2 percent) of these women was at least \$6,000 and the income of 4,092,000 (49.7 percent) of these women was at least \$8,000. Therefore, the median income and the upper and lower limits on the confidence interval are to be calculated using linear interpolation. The lower limit on the estimate is found to be about

$$\frac{4,960,000 - (.509)(8,236,000)}{4,960,000 - 4,092,000} (\$8,000 - \$6,000) + \$6,000 = \$7,769$$

Similarly, the upper limit is found by linear interpolation to be about

$$\frac{4,960,000 - (.491)(8,236,000)}{4,960,000 - 4,092,000} (\$8,000 - \$6,000) + \$6,000 = \$8,111$$

Thus, the 68-percent confidence interval on the median income of all women with income in 1986 is from \$7,769 to \$8,111.

- (4) The standard error of the median is, therefore, $(\$8,111 - \$7,769)/2$, i.e., \$171. (Note: Published standard errors are calculated by the same method as above. However, a different standard error may be obtained because of rounding-off errors; e.g., for the above illustration, Table 1 gives a standard error of \$184.)

Standard Error of Estimated Arithmetic Mean. The standard error of an arithmetic mean can be approximated by formula (6) below. Because of the approximations used in developing formula (6), an estimate of the standard error of the mean obtained from that formula will generally underestimate the true standard error. The formula used to estimate the standard error of a mean is

$$\sigma_x = \sqrt{\frac{b}{y} S^2} \quad (6)$$

In this formula, y is the size of the base of the distribution and b is a parameter which depends on the sample size, the sample design, the estimation procedure, and the characteristic. Values of b are given in Table A-4. The variance, S^2 , is given by the following formula:

$$S^2 = \frac{c}{\sum_{i=1}^c p_i} \left(\sum_{i=1}^c p_i x_i^2 - \bar{x}^2 \right)$$

where \bar{x} is the mean of the distribution, estimated by the expression

$$\bar{x} = \frac{\sum_{i=1}^c p_i x_i}{\sum_{i=1}^c p_i}$$

- c is the number of groups; i indicates a specific group, thus taking on values 1 through c .
- p_i is the estimated proportion of households, families or persons whose values, for the characteristic (x -values) being considered, fall in group i .
- $\bar{x}_i = (Z_{i-1} + Z_i)/2$ where Z_{i-1} and Z_i are the lower and upper interval boundaries, respectively, for group i . This is assumed to be the most representative value for the characteristic for households, families or persons in group i . Group c is open-ended, i.e., no upper interval boundary exists. For this group approximate average value is

$$\bar{x}_c = \frac{3}{2} Z_{c-1}$$

Table A-2

Standard Errors ^{1/} of Estimated Numbers
(Numbers in Thousands)

Size of Estimate	Standard Error	Size of Estimate	Standard Error
10	5	6,000	125
75	14	7,000	134
250	26	8,000	142
500	37	9,000	150
1,000	52	10,000	157
2,000	74	11,000	164
3,000	90	12,000	170
4,000	103	13,000	176
5,000	114	15,000	187
		17,000	196

^{1/} For a particular characteristic, see Table A-4 for the appropriate factor to apply to the above standard errors. For reference, the standard errors in Tables A-2 and A-3 were calculated using $a = -0.000030$ and $b = 2,769$.

Table A-3

Standard Errors ^{1/} of Estimated Percentages

Base of Estimated Percentage (thousands)	Estimated Percentage				
	2 or 98	5 or 95	10 or 90	25 or 75	50
75	2.7	4.2	5.8	8.3	9.6
200	1.7	2.6	3.5	5.1	5.9
300	1.4	2.1	2.9	4.2	4.8
400	1.2	1.8	2.5	3.6	4.2
500	1.0	1.6	2.2	3.2	3.7
600	1.0	1.5	2.0	2.9	3.4
800	0.8	1.3	1.8	2.6	2.9
1,000	0.7	1.2	1.6	2.3	2.6
1,200	0.7	1.1	1.4	2.1	2.4
1,500	0.6	0.9	1.3	1.9	2.2
2,000	0.5	0.8	1.1	1.6	1.9
3,000	0.4	0.7	0.9	1.3	1.5
4,000	0.4	0.6	0.8	1.1	1.3
5,000	0.3	0.5	0.7	1.0	1.2
10,000	0.2	0.4	0.5	0.7	0.8
15,000	0.2	0.3	0.4	0.6	0.7
17,000	0.2	0.3	0.4	0.6	0.6

^{1/} For a particular characteristic, see Table A-4 for the appropriate factor to apply to the above standard errors.

Table A-4

**"a" and "b" Parameters for Calculating Approximate
Standard Error of Estimated Numbers and Percentages
for the Child Support and Alimony Tabulations: 1986**

Characteristic	Parameter		f factor
	a	b	
Child Support and Alimony Payments, Women's Income; Property Settlement			
Total or White	-0.000030	2,769	1.00
Black	-0.000243	3,165	1.07
Spanish origin	-0.000839	5,334	1.39
Women in Poverty and Poverty Income			
Total or White	-0.000141	12,834	2.15
Black	-0.000985	12,834	2.15
Spanish origin	-0.003404	21,629	2.79
Number of Women with dependent children whose fathers are absent, Marital status			
Total or White	-0.000066	5,972	1.47
Black	-0.000658	8,566	1.76
Spanish origin	-0.002272	14,436	2.28
Family Income			
Total or White	-0.000028	2,527	0.96
Black	-0.000212	2,755	1.00
Spanish origin	-0.000731	4,643	1.29
Selected Characteristics, Persons			
Education	-0.000034	3,075	1.05
Employment	-0.000025	2,294	0.91
Unemployment	-0.000032	2,934	1.03
Selected Characteristics, Families			
Tenure	-0.000026	2,365	0.92

NOTE: To obtain standard error parameters by residence, multiply the above parameters by a factor of 1.0 for Metropolitan residence, 1.5 for Nonmetropolitan residence, 0.75 for Northeast; 0.92 for Midwest; 1.03 for South; 1.07 for West; and 0.91 for the North and West combined.

APPENDIX E

Specific Metropolitan Identifiers

The specific metropolitan identifiers on this file are based on the Office of Management and Budget's June 30, 1984 definitions and are ranked according to Census Bureau population estimates for July 1, 1983. Identification of CMSA's is based solely on the CMSA/MSA rank code (See List 1). MSA's can be identified by using either the CMSA/MSA rank code (List 1) or the FIPS MSA/PMSA code (List 4). PMSA's can be identified by either the FIPS MSA/PMSA code (List 4) or a combination of the CMSA/MSA rank codes and the PMSA rank code (List 2). Identification of individual central cities is based on a combination of codes (See List 3). Individual central cities are identified by the appropriate central city code and the FIPS MSA/PMSA code or the appropriate central city code, the CMSA/MSA rank code, and, if necessary, the PMSA rank code. Some examples of the proper coding of specific metropolitan areas are given below.

<u>AREA</u>	<u>CMSA/ MSA RANK (MSARANK) List 1</u>	<u>PMSA RANK CODE (PMSARANK) List 2</u>	<u>INDIVIDUAL CENTRAL CITY CODE (CCCODE) List 3</u>	<u>FIPS MSA/PMSA CODE (SMSAFIPS) List 4</u>
Dallas-Fort Worth, TX CMSA	010	N/C	N/C	N/C
Fort Worth-Arlington, TX PMSA	010	02	N/C	N/C
OR	N/C	N/C	N/C	2800
Fort Worth, TX Central City	010	02	1	N/C
OR	N/C	N/C	1	2800
Phoenix, AZ MSA	023	N/C	N/C	N/C
OR	N/C	N/C	N/C	6200
Mesa, AZ Central City	023	N/C	2	N/C
OR	N/C	N/C	2	6200
Burlington, VT MSA	224	N/C	N/C	N/C
OR	N/C	N/C	N/C	1305

N/C = No Code Required

NOTES: (1) Do not attempt to tally CMSA totals by summing identified PMSA's. The specific PMSA identification for some PMSA's is suppressed while the specific CMSA for those areas is available. The New Hampshire portion of the Boston CMSA is an example of this. While specific identification of Nashua and the Lawrence-Haverill and Lowell portions is suppressed, all areas are coded as being in the Boston CMSA.

(2) Many of the smaller metropolitan areas in sample do not contain central city/balance breakdowns and hence, are coded "not identifiable" in the central city metropolitan statistical area residence status code (CCCSMSA). It is recommended that this code in conjunction with the modified metropolitan statistical area residence status code (MSTSMSAR) be used for tallying metropolitan residence status for national and other grouped data.

LIST 1: CMSA/MSA 1983 RANK CODES (MSARANK)

CMSA/ MSA RANK CODE	FIPS MSA/ PMSA CODE	CMSA/MSA TITLE
001		New York-N. New Jersey-Long Island, NY-NJ-CT CMSA
002		Los Angeles-Anaheim-Riverside, CA CMSA
003		Chicago-Gary-Lake County, IL-IN-WI CMSA (Wisconsin portion not in sample)
004		Philadelphia-Wilmington-Trenton, PA-NJ-DE-MD CMSA (Maryland portion suppressed)
005		San Francisco-Oakland-San Jose, CA CMSA
006		Detroit-Ann Arbor, MI CMSA
007		Boston-Lawrence-Salem, MA-NH CMSA
008		Houston-Galveston-Brazoria, TX CMSA
009	8840	Washington, DC-MD-VA MSA
010		Dallas-Fort Worth, TX CMSA
011		Cleveland-Akron-Lorain, OH CMSA
012		Miami-Fort Lauderdale, FL CMSA
013		Pittsburgh-Beaver Valley, PA CMSA
014		St. Louis, MO-IL CMSA
015	0520	Atlanta, GA MSA
016	0720	Baltimore, MD MSA
017	5120	Minneapolis-St. Paul, MN-WI MSA (Wisconsin portion not identified)
018		Seattle-Tacoma, WA CMSA
019	7320	San Diego, CA MSA
020	8280	Tampa-St. Petersburg-Clearwater, FL MSA
021		Denver-Boulder, CO CMSA
022		Cincinnati-Hamilton, OH-KY-IN CMSA (Indiana portion not identified)
023	6200	Phoenix, AZ MSA
024		Milwaukee-Racine, WI CMSA
025	3760	Kansas City, MO-KS MSA
026		Portland-Vancouver, OR-WA CMSA
027	5560	New Orleans, LA MSA
028	1840	Columbus, OH MSA

029	5720	Norfolk-Virginia Beach-Newport News, VA MSA
030		Buffalo-Niagara Falls, NY CMSA
031	6920	Sacramento, CA MSA
032	3480	Indianapolis, IN MSA
033	7240	San Antonio, TX MSA
034		Providence-Pawtucket-Fall River, RI-MA CMSA
035	1520	Charlotte-Gastonia-Rock Hill, NC-SC MSA
036		Hartford-New Britain-Middletown, CT CMSA
037	7160	Salt Lake City-Ogden, UT MSA
038	6840	Rochester, NY MSA
039	5880	Oklahoma City, OK MSA
040	4520	Louisville, KY-IN MSA
041	2000	Dayton-Springfield, OH MSA
042	4920	Memphis, TN-AR-MS MSA (Arkansas and Mississippi portions not identified)
043	1000	Birmingham, AL MSA
044	5360	Nashville, TN MSA
045	3120	Greensboro-Winston-Salem-High Point, NC MSA
046	0160	Albany-Schenectady-Troy, NY MSA
047	3320	Honolulu, HI MSA
048	5960	Orlando, FL MSA
049	6760	Richmond-Petersburg, VA MSA (Dinwiddie and Prince George counties and Colonial Heights, Hopewell, and Petersburg cities not in sample)
050	3600	Jacksonville, FL MSA
051	7560	Scranton-Wilkes Barre, PA MSA (Monroe county not in sample)
052	8560	Tulsa, OK MSA
053	8960	West Palm Beach-Boca Raton-Delray Beach, FL MSA
054	8160	Syracuse, NY MSA
055	0240	Allentown-Bethlehem, PA-NJ MSA (New Jersey portion not identified)
056	0640	Austin, TX MSA
057	3000	Grand Rapids, MI MSA
058	8400	Toledo, OH MSA
059	5920	Omaha, NE-IA MSA (Iowa portion not identified)
060	6640	Raleigh-Durham, NC MSA
061	3160	Greenville-Spartanburg, SC MSA

062	3840	Knoxville, TN MSA
063	8520	Tucson, AZ MSA
064	3240	Harrisburg-Lebanon-Carlisle, PA MSA (Lebanon county not in sample)
065	2840	Fresno, CA MSA
066	0760	Baton Rouge, LA MSA
067	9320	Youngstown-Warren, OH MSA
068	4120	Las Vegas, NV MSA
069	8000	Springfield, MA MSA
070	2320	El Paso, TX MSA
071	5480	New Haven-Meriden, CT MSA
072	4400	Little Rock-North Little Rock, AK MSA
073	1440	Charleston, SC MSA
074	5160	Mobile, AL MSA (Baldwin county not in sample)
075	0680	Bakersfield, CA MSA
076	3660	Johnson City-Kingsport-Bristol, TN-VA MSA (Virginia portion not identified)
077	2640	Flint, MI MSA
078	0200	Albuquerque, NM MSA
079	9040	Wichita, KA MSA
080	1760	Columbia, SC MSA
081	1560	Chattanooga, TN-GA MSA (Marion and Sequatchie counties Tennessee not in sample)
082	6960	Saginaw-Bay City-Midland, MI MSA
083	4040	Lansing-East Lansing, MI MSA
084	9240	Worcester, MA MSA
085	1320	Canton, OH MSA
086	0840	Beaumont-Port Arthur, TX MSA
087	9280	York, PA MSA
088	1960	Davenport-Rock Island-Moline, IA-IL MSA
089	8120	Stockton, CA MSA
090	2120	Des Moines, IA MSA (Dallas county not in sample)
091	4000	Lancaster, PA MSA
092	3560	Jackson, MS MSA
093	6120	Peoria, IL MSA
094	0600	Augusta, GA-SC MSA
095	1880	Corpus Christi, TX MSA

096	7680	Shreveport, LA MSA
097	2760	Fort Wayne, IN MSA
098	7840	Spokane, WA MSA
099	3980	Lakeland-Winter Haven, FL MSA
100	1720	Colorado Springs, CO MSA
101	3400	Huntington-Ashland, WV-KY-OH MSA (Kentucky and Ohio portions not identified)
102	4720	Madison, WI MSA
103	4880	McAllen-Edinburg-Mission, TX MSA
104	4280	Lexington-Fayette, KY MSA
105	8680	Utica-Rome, NY MSA
106	7480	Santa Barbara-Santa Maria-Lompoc, CA MSA
107	6680	Reading, PA MSA
108	6080	Pensacola, FL MSA
109	7120	Salinas-Seaside-Monterey, CA MSA
110	4900	Melbourne-Titusville-Palm Bay, FL MSA
111	0460	Appleton-Oshkosh-Neenah, WI MSA
112	2020	Daytona Beach, FL MSA
113	5170	Modesto, CA MSA
115	5240	Montgomery, AL MSA
116	2360	Erie, PA MSA
117	6880	Rockford, IL MSA
118	2440	Evansville, IN-KY MSA (Kentucky portion not identified)
119	4680	Macon-Warner Robins, GA MSA
120	1480	Charleston, WV MSA
121	2400	Eugene-Springfield, OR MSA
122	0960	Binghamton, NY MSA
123	8780	Visalia-Tulare-Porterville, CA MSA
124	3680	Johnstown, PA MSA
125	2240	Duluth, MN-WI MSA (Wisconsin portion not identified)
126	5520	New London-Norwich, CT-RI MSA (Rhode Island portion suppressed)
127	7080	Salem, OR MSA
128	6460	Poughkeepsie, NY MSA
129	2560	Fayetteville, NC MSA
130	1800	Columbus, GA-AL MSA (Alabama portion not in sample)
131	2700	Fort Myers, FL MSA

132	7800	South Dend-Mishawaka, IN MSA
133	6520	Provo-Orem, UT MSA (Central City portion only identified)
134	1240	Brownsville-Harlingen, TX MSA
135	7520	Savannah, GA MSA
136	7510	Sarasota, FL MSA
137	6000	Roanoke, VA MSA
138	4600	Lubbock, TX MSA
139	3880	Lafayette, LA MSA
140	3810	Killeen-Temple, TX MSA
141	7920	Springfield, MO MSA
142	3720	Kalamazoo, MI MSA
143	0380	Anchorage, AK MSA
144	6720	Reno, NV MSA (Central City portion only identified)
145	3290	Hickory, NC MSA
146	3440	Huntsville, AL MSA
147	8880	Waterbury, CT MSA
148	8240	Tallahassee, FL MSA
149	6450	Portsmouth-Dover-Rochester, NH-ME MSA (Maine portion not entirely in sample and it is not identified)
150	6400	Portland, ME MSA
151	4360	Lincoln, NE MSA
152	0920	Biloxi-Gulfport, MS MSA
153	3350	Houma-Thibodaux, LA MSA
154	7880	Springfield, IL MSA
156	1080	Boise City, ID MSA
157	2900	Gainesville, FL MSA
158	9000	Wheeling, WV-OH MSA (Ohio portion not identified)
161	8800	Waco, TX MSA
163	3960	Lake Charles, LA MSA
164	1360	Cedar Rapids, IA MSA
165	5400	New Bedford, MA MSA
166	1400	Champaign-Urbana-Rantoul, IL MSA
169	2720	Fort Smith, AR-OK MSA (Oklahoma portion not in sample)
170	1140	Bradenton, FL MSA
171	0480	Asheville, NC MSA
172	0870	Benton Harbor, MI MSA
173	8920	Waterloo-Cedar Falls, IA MSA

174	2670	Fort Collins-Loveland, CO MSA
178	8440	Topeka, KA MSA (Central City portion only identified)
179	1620	Chico, CA MSA
180	5320	Muskegon, MI MSA
181	4320	Lima, OH MSA
184	5790	Ocala, FL MSA
185	3520	Jackson, MI MSA
186	5200	Monroe, LA MSA
192	8600	Tuscaloosa, AL MSA
193	0780	Battle Creek, MI MSA
194	0405	Anderson, SC MSA
197	5910	Olympia, WA MSA
198	8320	Terre Haute, IN MSA
199	2650	Florence, AL MSA
201	0280	Altoona, PA MSA
202	0400	Anderson, IN MSA
203	4760	Manchester, NH MSA
204	4890	Medford, OR MSA
207	3710	Joplin, MO MSA
209	4800	Mansfield, OH MSA
211	7610	Sharon, PA MSA
216	6560	Pueblo, CO MSA
219	4200	Lawton, OK MSA
221	1040	Bloomington-Normal, IL MSA
222	2750	Fort Walton Beach, FL MSA
224	1305	Burlington, VT MSA
225	9140	Williamsport, PA MSA
226	7720	Sioux City, IA-NE MSA (Nebraska portion not in sample)
231	7760	Sioux Falls, SD MSA
233	2655	Florence, SC MSA
240	0860	Bellingham, WA MSA
242	9340	Yuba City, CA MSA
246	1740	Colombia, MO MSA
247	2880	Gadsden, AL MSA
248	2580	Fayetteville-Springdale, AK MSA
252	3740	Kankakee, IL MSA

LIST 2: PMSA 1983 RANK CODES (PMSARANK) Note: The PMSA Rank is assigned based on a PMSA's population when compared to other PMSA's within the parent CMSA.

CMSA RANK CODE	PMSA RANK CODE	FIPS MSA/PMSA CODE	PMSA TITLE
001	01	5600	New York, NY
	02	5380	Nassau-Suffolk, NY
	03	5640	Newark, NJ
	04	0875	Dergen-Passaic, NJ
	05	5015	Middlesex-Somerset-Hunterdon, NJ
	06	5190	Monmouth-Ocean, NJ
	07	3640	Jersey City, NJ
	08	1160	Bridgeport-Milford, CT
	09	5950	Orange County, NY
	10	8040	Stamford, CT
	11	1930	Danbury, CT
	12	5760	Norwalk, CT
002	01	4480	Los Angeles-Long Beach, CA
	02	0360	Anaheim-Santa Ana, CA
	03	6780	Riverside-San Bernardino, CA
	04	6000	Oxnard-Ventura, CA
003	01	1600	Chicago, IL
	02	2960	Gary-Hammond, IN
	03	3965	Lake County, IL
	04	3690	Joliet, IL
	05	0620	Aurora-Elgin, IL
004	01	6160	Philadelphia, PA-NJ
	02	9160	Wilmington, DE-NJ-MD (New Jersey portion not identified, Maryland portion suppressed.)
	03	8480	Trenton, NJ

005	01	5775	Oakland, CA
	02	7360	San Francisco, CA
	03	7400	San Jose, CA
	04	8720	Vallejo-Fairfield-Napa, CA
	05	7500	Santa Rosa-Petaluma, CA
	06	7485	Santa Cruz, CA
006	01	2160	Detroit, MI
	02	0440	Ann Arbor, MI
007	01	1120	Boston, MA
	02	4160	Lawrence-Haverill, MA-NH (New Hampshire portion not identified)
	03	7090	Salem-Gloucester, MA
	04	4560	Lowell, MA-NH (New Hampshire portion not identified)
	05	1200	Brockton, MA
008	01	3360	Houston, TX
	02	2920	Galveston-Texas City, TX
	03	1145	Brazoria, TX
010	01	1920	Dallas, TX
	02	2800	Fort Worth-Arlington, TX
011	01	1680	Cleveland, OH
	02	0080	Akron, OH
	03	4440	Lorain-Elyria, OH
012	01	5000	Miami-Hialeah, FL
	02	2680	Fort Lauderdale-Hollywood-Pompano Beach, FL
013	01	6280	Pittsburgh, PA
	02	0845	Beaver County, PA
014	01	7040	St. Louis, MO-IL (Illinois portion not identified)
018	01	7600	Seattle, WA
	02	8200	Tacoma, WA
021	01	2080	Denver, CO
	02	1125	Boulder-Longmont, CO
022	01	1640	Cincinnati, OH-KY-IN (Indiana portion not identified)
	02	3200	Hamilton-Middletown, OH
024	01	5080	Milwaukee, WI
	02	6600	Racine, WI

026	01	6440	Portland, OR
	02	8725	Vancouver, WA
030	01	1280	Buffalo, NY
	02	5700	Niagara Falls, NY
034	01	6480	Providence, RI
	02	6060	Pawtucket-Woonsocket-Attleboro, RI-MA
			(Rhode Island-Central City portion only identified)
036	01	3280	Hartford, CT
	02	5440	New Britain, CT

LIST 3: INDIVIDUAL CENTRAL CITY CODES (CCCODE)

CMSA/MSA RANK CODE (MSARANK)	PMSA RANK CODE (PMSARANK)	INDIVIDUAL CENTRAL CITY CITY CODE (CCCODE)	CITY
001	03	1	Newark, NJ
		2	Elizabeth, NJ
002	01	1	Los Angeles, CA
		2	Long Beach, CA
		3	Pasadena, CA
		0	Others
	02	1	Anaheim, CA
		2	Santa Ana, CA
		0	Others
003	03	1	Riverside, CA
		0	Others
		0	Others
	01	1	Chicago, IL
		0	Others
005	02	1	Gary, IN
		0	Others
		0	Others
006	01	1	Oakland, CA
		0	Others
007	01	1	Detroit, MI
		0	Others
007	01	1	Boston, MA
		0	Others
010	01	1	Dallas, TX
		0	Others
	02	1	Fort Worth, TX
		2	Arlington, TX
012	01	1	Miami, FL
		0	Others
	02	1	Fort Lauderdale, FL
		0	Others

017	-	1	Minneapolis, MN
		0	Others
020	-	1	Tampa, FL
		0	Others
023	-	1	Phoenix, AZ
		2	Mesa, AZ
		0	Others
029	-	1	Norfolk, VA
		2	Virginia Beach, VA
		3	Newport News, VA
		4	Hampton, VA
		0	Others
045	-	1	Greensboro, NC
		0	Others
046	-	1	Albany, NY
		0	Others
060	-	1	Raleigh, NC
		0	Others
069	-	1	Springfield, MA
		0	Others

LIST 4: FIPS MSA/PMSA CODES (SMSAFIPS)

CMSA/ MSA RANK CODE	PMSA RANK CODE	FIPS MSA/ PMSA CODE	MSA/PMSA TITLE
011	02	0080	Akron, OH, PMSA
046		0160	Albany-Schenectady-Troy, NY MSA
078		0200	Albuquerque, NM MSA
055		0240	Allentown-Bethlehem, PA-NJ MSA (New Jersey portion not identified)
201		0280	Altoona, PA MSA
002	02	0360	Anaheim-Santa Ana, CA PMSA
143		0380	Anchorage, AK MSA
202		0400	Anderson, IN MSA
194		0405	Anderson, SC MSA
006	02	0440	Ann Arbor, MI PMSA
111		0460	Appleton-Oshkosh-Neenah, WI MSA
171		0480	Asheville, NC MSA
015		0520	Atlanta, GA MSA
094		0600	Augusta, GA-SC MSA
003	05	0620	Aurora-Elgin, IL PMSA
056		0640	Austin, TX MSA
075		0680	Bakersfield, CA MSA
016		0720	Baltimore, MD MSA
066		0760	Baton Rouge, LA MSA
193		0780	Battle Creek, MI MSA
086		0840	Beaumont-Port Arthur, TX MSA
013	02	0845	Beaver County, PA PMSA
240		0860	Bellingham, WA MSA
172		0870	Benton Harbor, MI MSA
001	04	0875	Bergen-Passaic, NJ PMSA
152		0920	Biloxi-Gulfport, MS MSA
122		0960	Binghamton, NY MSA
043		1000	Birmingham, AL MSA
221		1040	Bloomington-Normal, IL MSA
156		1080	Boise City, ID MSA

007	01	1120	Boston, MA PMSA
021	02	1125	Boulder-Longmont, CO PMSA
170		1140	Bradenton, FL MSA
008	03	1145	Brazoria, TX PMSA
001	08	1160	Bridgeport-Milford, CT PMSA
007	05	1200	Brockton, MA PMSA
134		1240	Brownsville-Harlingen, TX MSA
030	01	1280	Buffalo, NY PMSA
224		1305	Burlington, VT MSA
085		1320	Canton, OH MSA
164		1360	Cedar Rapids, IA MSA
166		1400	Champaign-Urbana-Rantoul, IL MSA
073		1440	Charleston, SC MSA
120		1480	Charleston, WV MSA
035		1520	Charlotte-Gastonia-Rock Hill, NC-SC MSA
081		1560	Chattanooga, TN-GA MSA (Marion and Sequatchie counties Tennessee not in sample)
003	01	1600	Chicago, IL PMSA
179		1620	Chico, CA MSA
022	01	1640	Cincinnati, OH-KY-IN PMSA (Indiana portion not identified)
011	01	1680	Cleveland, OH PMSA
100		1720	Colorado Springs, CO MSA
246		1740	Colombia, MO MSA
080		1760	Columbia, SC MSA
130		1800	Columbus, GA-AL MSA (Alabama portion not in sample)
028		1840	Columbus, OH MSA
095		1880	Corpus Christi, TX MSA
010	01	1920	Dallas, TX PMSA
001	11	1930	Danbury, CT PMSA
088		1960	Davenport-Rock Island-Moline, IA-IL MSA
041		2000	Dayton-Springfield, OH MSA
112		2020	Daytona Beach, FL MSA
021	01	2080	Denver, CO PMSA
090		2120	Des Moines, IA MSA (Dallas county not in sample)
006	01	2160	Detroit, MI PMSA

125		2240	Duluth, MN-WI MSA (Wisconsin portion not identified)
070		2320	El Paso, TX MSA
116		2360	Erie, PA MSA
121		2400	Eugene-Springfield, OR MSA
118		2440	Evansville, IN-KY MSA (Kentucky portion not identified)
129		2560	Fayetteville, NC MSA
248		2580	Fayetteville-Springdale, AK MSA
077		2640	Flint, MI MSA
199		2650	Florence, AL MSA
233		2655	Florence, SC MSA
174		2670	Fort Collins-Loveland, CO MSA
012	02	2680	Fort Lauderdale-Hollywood-Pompano Beach, FL PMSA
131		2700	Fort Myers, FL MSA
169		2720	Fort Smith, AR-OK MSA (Oklahoma portion not in sample)
222		2750	Fort Walton Beach, FL MSA
097		2760	Fort Wayne, IN MSA
010	02	2800	Fort Worth-Arlington, TX PMSA
065		2840	Fresno, CA MSA
247		2880	Gadsden, AL MSA
157		2900	Gainesville, FL MSA
008	02	2920	Galveston-Texas City, TX PMSA
003	02	2960	Gary-Hammond, IN PMSA
057		3000	Grand Rapids, MI MSA
045		3120	Greensboro-Winston-Salem-High Point, NC MSA
061		3160	Greenville-Spartanburg, SC MSA
022	02	3200	Hamilton-Middletown, OH PMSA
064		3240	Harrisburg-Lebanon-Carlisle, PA MSA (Lebanon county not in sample)
036	01	3280	Hartford, CT PMSA
145		3290	Hickory, NC MSA
047		3320	Honolulu, HI MSA
153		3350	Houma-Thibodaux, LA MSA
008	01	3360	Houston, TX PMSA

101		3400	Huntington-Ashland, WV-KY-OH MSA (Kentucky and Ohio portions not identified)
146		3440	Huntsville, AL MSA
032-		3480	Indianapolis, IN MSA
185		3520	Jackson, MI MSA
092		3560	Jackson, MS MSA
050		3600	Jacksonville, FL MSA
001	07	3640	Jersey City, NJ PMSA
076		3660	Johnson City-Kingsport-Bristol, TN-VA MSA (Virginia portion not identified)
124		3680	Johnstown, PA MSA
003	04	3690	Joliet, IL PMSA
207		3710	Joplin, MO MSA
142		3720	Kalamazoo, MI MSA
252		3740	Kankakee, IL MSA
025		3760	Kansas City, MO-KS MSA
140		3810	Killeen-Temple, TX MSA
062		3840	Knoxville, TN MSA
139		3880	Lafayette, LA MSA
163		3960	Lake Charles, LA MSA
003	03	3965	Lake County, IL PMSA
099		3980	Lakeland-Winter Haven, FL MSA
091		4000	Lancaster, PA MSA
083		4040	Lansing-East Lansing, MI MSA
068		4120	Las Vegas, NV MSA
007	02	4160	Lawrence-Haverill, MA-NH PMSA (New Hampshire portion not identified)
219		4200	Lawton, OK MSA
104		4280	Lexington-Fayette, KY MSA
181		4320	Lima, OH MSA
151		4360	Lincoln, NE MSA
072		4400	Little Rock-North Little Rock, AK MSA
011	03	4440	Lorain-Elyria, OH PMSA
002	01	4480	Los Angeles-Long Beach, CA PMSA
040		4520	Louisville, KY-IN MSA

007	04	4560	Lowell, MA-NH PMSA (New Hampshire portion not identified)
138		4600	Lubbock, TX MSA
119		4680	Macon-Warner Robins, GA MSA
102		4720	Madison, WI MSA
203		4760	Manchester, NH MSA
209		4800	Mansfield, OH MSA
103		4880	McAllen-Edinburg-Mission, TX MSA
204		4890	Medford, OR MSA
110		4900	Melbourne-Titusville-Palm Bay, FL MSA
042		4920	Memphis, TN-AR-MS MSA (Arkansas and Mississippi portions not identified)
012	01	5000	Miami-Hialeah, FL PMSA
001	05	5015	Middlesex-Somerset-Hunterdon, NJ PMSA
024	01	5080	Milwaukee, WI PMSA
017		5120	Minneapolis-St. Paul, MN-WI MSA (Wisconsin portion not identified)
074		5160	Mobile, AL MSA (Baldwin county not in sample)
113		5170	Modesto, CA MSA
001	06	5190	Monmouth-Ocean, NJ PMSA
186		5200	Monroe, LA MSA
115		5240	Montgomery, AL MSA
180		5320	Muskegon, MI MSA
044		5360	Nashville, TN MSA
001	02	5380	Nassau-Suffolk, NY PMSA
165		5400	New Bedford, MA MSA
036	02	5440	New Britain, CT PMSA
071		5480	New Haven-Meriden, CT MSA
126		5520	New London-Norwich, CT-RI MSA (Rhode Island portion suppressed)
027		5560	New Orleans, LA MSA
001	01	5600	New York, NY PMSA
001	03	5640	Newark, NJ PMSA
030	02	5700	Niagara Falls, NY PMSA
029		5720	Norfolk-Virginia Beach-Newport News, VA MSA
001	12	5760	Norwalk, CT PMSA

005	01	5775	Oakland, CA PMSA
184		5790	Ocala, FL MSA
039		5880	Oklahoma City, OK MSA
197		5910	Olympia, WA MSA
059		5920	Omaha, NE-IA MSA (Iowa portion not identified)
001	09	5950	Orange County, NY PMSA
048		5960	Orlando, FL MSA
002	04	6000	Oxnard-Ventura, CA PMSA
034	02	6060	Pawtucket-Woonsocket-Attleboro, RI-MA PMSA (Rhode Island Central City portion only identified)
108		6080	Pensacola, FL MSA
093		6120	Peoria, IL MSA
004	01	6160	Philadelphia, PA-NJ PMSA
023		6200	Phoenix, AZ MSA
013	01	6280	Pittsburgh, PA PMSA
150		6400	Portland, ME MSA
026	01	6440	Portland, OR PMSA
149		6450	Portsmouth-Dover-Rochester, NH-ME MSA (Maine portion not entirely in sample and it is not identified)
128		6460	Poughkeepsie, NY MSA
034	01	6480	Providence, RI PMSA
133		6520	Provo-Orem, UT MSA (Central City portion only identified)
216		6560	Pueblo, CO MSA
024	02	6600	Racine, WI PMSA
060		6640	Raleigh-Durham, NC MSA
107		6680	Reading, PA MSA
144		6720	Reno, NV MSA (Central City portion only identified)
049		6760	Richmond-Petersburg, VA MSA (Dinwiddie and Prince George counties and Colonial Heights, Hopewell, and Petersburg cities not in sample)
002	03	6780	Riverside-San Bernardino, CA PMSA
137		6800	Roanoke, VA MSA
038		6840	Rochester, NY MSA

117		6880	Rockford, IL MSA
031		6920	Sacramento, CA MSA
082		6960	Saginaw-Bay City-Midland, MI MSA
014	01	7040	St. Louis, MO-IL PMSA (Illinois portion not identified)
127		7080	Salem, OR MSA
007	03	7090	Salem-Gloucester, MA PMSA
109		7120	Salinas-Seaside-Monterey, CA MSA
037		7160	Salt Lake City-Ogden, UT MSA
033		7240	San Antonio, TX MSA
019		7320	San Diego, CA MSA
005	02	7360	San Francisco, CA PMSA
005	03	7400	San Jose, CA PMSA
106		7480	Santa Barbara-Santa Maria-Lompoc, CA MSA
005	06	7485	Santa Cruz, CA PMSA
005	05	7500	Santa Rosa-Petaluma, CA PMSA
136		7510	Sarasota, FL MSA
135		7520	Savannah, GA MSA
051		7560	Scranton-Wilkes Barre, PA MSA (Monroe county not in sample)
018	01	7600	Seattle, WA PMSA
211		7610	Sharon, PA MSA
096		7680	Shreveport, LA MSA
226		7720	Sioux City, IA-NE MSA (Nebraska portion not in sample)
231		7760	Sioux Falls, SD MSA
132		7800	South Bend-Mishawaka, IN MSA
098		7840	Spokane, WA MSA
154		7880	Springfield, IL MSA
141		7920	Springfield, MO MSA
069		8000	Springfield, MA MSA
001	10	8040	Stamford, CT PMSA
089		8120	Stockton, CA MSA
054		8160	Syracuse, NY MSA
018	02	8200	Tacoma, WA PMSA
148		8240	Tallahassee, FL MSA

020		8280	Tampa-St. Petersburg-Clearwater, FL MSA
198		8320	Terre Haute, IN MSA
058		8400	Toledo, OH MSA
178		8440	Topeka, KA MSA (Central City portion only identified)
004	03	8480	Trenton, NJ PMSA
063		8520	Tucson, AZ MSA
052		8560	Tulsa, OK MSA
192		8600	Tuscaloosa, AL MSA
105		8680	Utica-Rome, NY MSA
005	04	8720	Vallejo-Fairfield-Napa, CA PMSA
026	02	8725	Vancouver, WA PMSA
123		8780	Visalia-Tulare-Porterville, CA MSA
161		8800	Waco, TX MSA
009		8840	Washington, DC-MD-VA MSA
147		8880	Waterbury, CT MSA
173		8920	Waterloo-Cedar Falls, IA MSA
053		8960	West Palm Beach-Boca Raton-Delray Beach, FL MSA
158		9000	Wheeling, WV-OH MSA (Ohio portion not identified)
079		9040	Wichita, KA MSA
225		9140	Williamsport, PA MSA
004	02	9160	Wilmington, DE-NJ-MD PMSA (New Jersey portion not identified. Maryland portion suppressed.)
084		9240	Worcester, MA MSA
087		9280	York, PA MSA
067		9320	Youngstown-Warren, OH MSA
242		9340	Yuba City, CA MSA

