






Global**PRO** Series

1 KEY SYSTEM

1 KEY

With the **KEY-ALIKE PROGRAM** there is no need for multiple keys and bulky key chains. One key will give the ability to unlock any lock on a towable unit. All the locks pictured are capable of being keyed to the same Global Link key code adding security as well as convenience.

THE GLOBAL PRO SERIES ADVANTAGE

-  A More Secure Living Space
-  All Locks Can Be Keyed To 1 Key
-  More Secure Than Standard CH751 Locks
-  Newly Designed Locks
-  Multiple Applications



Global**PRO** Series

INFO@CPGBRANDS.COM

888-400-3044

Ultra ES PRO

BLUETOOTH® KEYLESS ENTRY LOCK
TTLBT-46160-2006-1PK

KEYLESS ENTRY

The Ultra ES Pro is a **Bluetooth®** Electronic Travel Trailer Lock with a built in LED touchpad for keyless entry. This newly designed lock has a full size handle for an easier grip and a revolutionary integrated deadbolt system that provides added security and extends battery life. Uses one C123 lithium battery. One year limited warranty. This lock is the new and improved keyless entry option for towable RV's!








Uses one
C123 lithium battery



Uses the same cut out as
standard travel trailer
locks (3.75" T x 2.75" W)



KEY ALIKE ADVANTAGE

-  A More Secure Living Space
-  All Locks Can Be Keyed To 1 Key
-  More Secure Than Standard CH751 Locks
-  Newly Designed Locks
-  Multiple Applications



Easily control all Global Link and Creative Products (CPG) Ultra ES Pro Smart Locks from your **Bluetooth®** enabled device with the free **Global Link Connect** app.

MULTIPLE LOCKS AND MULTIPLE UNITS

Global Link Connect allows control of multiple locks by up to 8 users. Users can individually add and name locks with the touch of a button.

SECURE CONNECTION

Using the latest industry security standards **Global Link Connect** allows your smart phone or tablet to control multiple keyless entry locks for convenient operation.

NOTIFICATIONS

Global Link Connect automatically notifies the user of the Ultra ES Pro lock/unlocked status and current battery life as well as when to replace each lock battery.

RANGE

Global Link Connect gives the user a range of remote connectivity of 120 feet depending on terrain.



Global**PRO** Series

INFO@CPGBRANDS.COM
888-400-3044

Ultra PRO

NEW STYLE TRAVEL TRAILER LOCK

Ultra E PRO

(Keyless Entry)

TTL-45150-2006-1PK



Scan me

For an Overview
on YouTube

Ultra M PRO

(Manual Entry)

TTL-45100-2006-1PK




WHAT'S NEW

-  Keyless entry and manual versions available.
-  New design with full size handle for easier grip.
-  *NEW* Integrated deadbolt for easier operation when RV is not level.
-  Uses same cutout as standard travel trailer locks (no cutting).
-  Interior safety release for emergency exit.
-  Uses one C123 lithium battery for extended life and corrosion resistance.

INCLUDES:

- Lock assembly
- C123 Lithium Battery (for keyless entry)
- Two Keys
- Striker Plate
- Door Edge Cover
- Mounting Screws

Direct Replacement for Standard Travel Trailer Locks



Global PRO Series

INFO@CPGBRANDS.COM
888-400-3044

Global Classic **PRO**





TRAVEL TRAILER LOCK

Classic **PRO**

TTL-43610-2006-1PK
BLACK



ADVANTAGES OF THE Global **PRO** Series

-  **Versatility**
 - Direct replacement for FIC(Wesco), Bauer, and Trimark standard locks.
-  **Convenience**
 - Can be keyed to match any Global **PRO** Series locks.
-  **Security**
 - 90 different key codes to choose from.
-  **Durability**
 - Die-cast metal construction.
 - Super durable powder-coated finish.



Scan me

For an Overview
and Installation
Instructions




TTL-43610-9009-1PK
WHITE


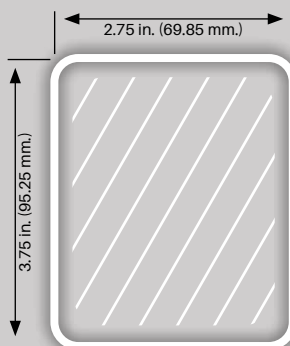


TTL-43610-3000-1PK
GRAY



TTL-43610-PC-1PK
POLISHED CHROME

-  **Door Cutout**
3.75 in. Tall
2.75 in. Wide



Global **PRO** Series

INFO@CPGBRANDS.COM
888-400-3044

Global Mini **PRO**

BAGGAGE DOOR LOCK
BLL-30301-2006-1PK

DURABILITY

With a faceplate made primarily of A360 Aluminum (no plastic) and a UV-protected powder coat finish, the Mini Pro will stand up to any environment.

RELIABILITY

Tested for over 15,000 cycles and over 2 leak-free hours in a submersion test, the Mini Pro will provide worry-free performance for years to come.

VALUE

Designed with a smaller footprint and high-quality materials, the Mini Pro from GLD is priced to lead the market vs. similar plastic and zinc die-cast locks.

SECURITY






With the plunger mounted behind the door seal, the Mini Pro creates a reliable seal making every compartment more water-resistant and more difficult to gain access to valuables inside.



3.25" x 3.25" lock
fits a 2.75" door cutout



KEYED ALIKE ADVANTAGE

-  A More Secure Living Space
-  All Locks Can Be Keyed To 1 Key
-  More Secure Than Standard CH751 Locks
-  Newly Designed Locks
-  Multiple Applications



Global**PRO** Series

INFO@CPGBRANDS.COM
888-400-3044

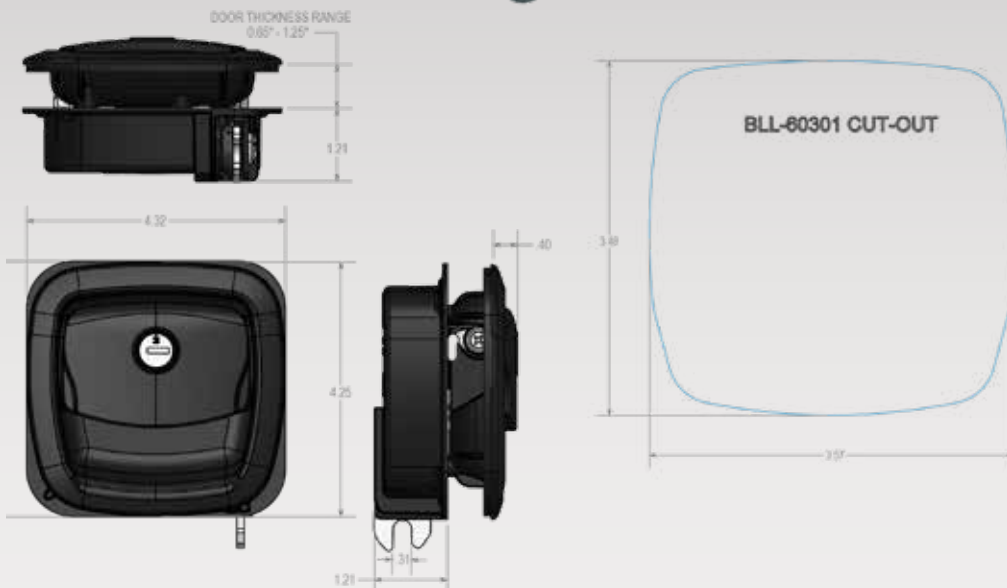
Rotary **PRO**

BAGGAGE DOOR LOCK

Rotary **PRO**

BLL-60301-2006-1PK

- Sandwich style baggage lock with automotive style rotary latch
- Die-cast metal faceplate with high-density UV resistant plastic backplate
- Durable metal rotary latch housing and components
- 2 door strike catches available for different door variations



INCLUDES:

- Faceplate with Gasket Seal
- Backplate
- Mounting Screws
- Strike Catch
- G391 Keys



FEATURES

- Cylinder can be removed, to have a new cylinder installed that matches any other **Global PRO** Series lock.
- **No cutting!** Rotary Pro lock fits in the same door cutout sizes as Nova style locks.

G391

The Rotary Pro baggage lock comes standard with the Global Link G391 key, innovative technology that provides maximum security with 90 unique key codes and the convenience of a single Key ALike system. Previous industry standard locks, including the CH751 series locks, the 315 and R001 slam latches, leave RV owners more vulnerable with only one common single key code.



Global**PRO** Series

INFO@CPGBRANDS.COM
888-400-3044

Versa **PRO**

BAGGAGE DOOR LOCKS

Versa **M**

BLL-50101-2006-1PK

- Standard baggage lock with plunger mounted to the faceplate
- Replaces: Southco locks keyed to R001 & FIC locks keyed to HF315 and CW415



Versa **2M**

BLL-50201-2006-1PK
BLACK

BLL-50201-PC-1PK
POLISHED CHROME

- Rotary style lock for up to 2 remote latch assemblies (linkage rods and remote latches sold separately)



Versa **V**

BLL-50301-2006-1PK

- Sandwich style lock with plunger mounted to the backerplate
- Replaces Kencon Locks keyed to CK330



Nova **XL**

BLL-LK669-2006-1PK

- Sandwich style baggage lock manufactured by Challenger Door
- Made of high density UV resistant plastic



FEATURES

- All cylinders can be removed, to have new cylinders installed that match any other **Global PRO** Series lock.
- No cutting! Versa Pro lock types fit in the same door cutout sizes as OEM locks.
- Different lock types for multiple applications.
- Standard key codes on Versa Pro locks can be replaced to match **Classic PRO** entrance locks.

G391

All **Versa PRO** baggage locks come standard with the Global Link G391 key, innovative technology that provides maximum security with 90 unique key codes and the convenience of a single Key ALike system. Previous industry standard locks, including the CH751 series locks, the 315 and R001 slam latches, leave RV owners more vulnerable with only one common single key code.



Global**PRO** Series

INFO@CPGBRANDS.COM
888-400-3044

Global Comp **PRO**

PIVOT/COMPRESSION LOCKS

Waterproof Compression



PLLW-C5601-2006-1PK

- Waterproof
- Black Powder Coated All-Metal Design
- Adjustable Grip Range With a 60mm Arm Length



PLLW-C5721-2006-1PK

- Waterproof
- Black Powder Coated All-Metal Design
- Adjustable Grip Range With a 72mm Arm Length



Scan the QR code with your mobile device to see a 360° view of the Compression Latch in the closed and opened positions.



FEATURES

- Durable all-metal design.
- Locking and Non-locking versions for secure and easy-access applications.
- All cylinders can be removed, having new cylinders installed to match any other **Global PRO** Series lock.
- All mounting hardware is included.
- 2 body lengths and 2 arm lengths give multiple options for a perfect fit.

Locking



PL-LSL-10212-3000-1PK

- Silver Powder Coated All-Metal Design
- Long Body/Short Arm
- G308 Keyed Cylinder



PL-LSL-10212-PC-1PK

- Polished Chrome Plated All-Metal Design
- Long Body/Short Arm
- G308 Keyed Cylinder



PL-LSL-10212-2006-1PK

- Black Powder Coated All-Metal Design
- Long Body/Short Arm
- G308 keyed cylinder



PL-LLL-10214-3000-1PK

- Silver Powder Coated All-Metal Design
- Long Body/Long Arm
- G308 Keyed Cylinder



PL-LLL-10214-PC-1PK

- Polished Chrome Plated All-Metal Design
- Long Body/Long Arm
- G308 Keyed Cylinder

ARM LENGTHS

SHORT
37mm

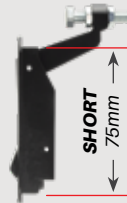


LONG
48mm

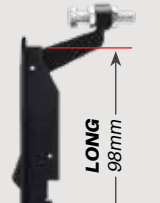


BODY LENGTHS

SHORT
75mm



LONG
98mm



Non-Locking



PL-LLN-10213-3000-1PK

- Silver Powder Coated All-Metal Design
- Long Body/Long Arm
- Non-Locking



PL-LLN-10213-2006-1PK

- Black Powder Coated All-Metal Design
- Long Body/Long Arm
- Non-Locking



PL-LLN-10213-PC-1PK

- Polished Chrome Plated All-Metal Design
- Long Body/Long Arm
- Non-Locking



PL-LSN-10206-3000-1PK

- Silver Powder Coated All-Metal Design
- Long Body/Short Arm
- Non-Locking



PL-LSN-10206-2006-1PK

- Black Powder Coated All-Metal Design
- Long Body/Short Arm
- Non-Locking



PL-LSN-10206-PC-1PK

- Polished Chrome Plated All-Metal Design
- Long Body/Short Arm
- Non-Locking



PL-SLN-10205-3000-1PK

- Silver Powder Coated All-Metal Design
- Short Body/Long Arm
- Non-Locking



PL-SSN-10207-3000-1PK

- Silver Powder Coated All-Metal Design
- Short Body/Short Arm
- Non-Locking



PL-SSN-10207-PC-1PK

- Polished Chrome Plated All-Metal Design
- Short Body/Short Arm
- Non-Locking



Global**PRO** Series

INFO@CPGBRANDS.COM
888-400-3044


Ramp Door Compression Locks

RDCL-850-AL







Ramp Door Compression Lock, # 850, With KC-SNM-NK-391 Cylinder, No Key, A360 Aluminum Handle And Base

RDCL-850-2006

Ramp Door Compression Lock, # 850, With KC-SNM-NK-391 Cylinder, No Key, A360 Aluminum Handle And Base Powder Coated Black



BENEFITS OF Global PRO Series COMPRESSION LOCKS

-  Creates a tighter overall door seal
-  No more rusted cam bars
-  Modern style and feel
-  Can be keyed to match **Global PRO Series** locks
-  Replaces multiple versions
-  Handle folds flat in open position, protecting the handle from ground contact when ramp is open

Ramp/Bed Door Bar(Vise) Locks



BL-65611-2006-1PK
BLACK



BL-65611-3000-1PK
GRAY






BL-65611-9009-1PK
WHITE



Mounting Kits
Also Available
BL-MTG-KIT

BENEFITS OF Global PRO Series BAR LOCKS

-  Replaces standard hasp locks on ramp doors
-  Can be keyed to match **Global PRO Series** locks
-  All-metal construction with stainless steel components




Global PRO Series

INFO@CPGBRANDS.COM
888-400-3044

Cam Lock **PRO**

CAM LOCKS



ADVANTAGES OF CPG CAM LOCKS

-  Cylinders can be keyed to match **Global PRO** Series locks
-  Stay away from common, mass produced key codes
-  Convenient sizes for multiple applications

Includes:

- One Cam Lock
- One Key
- Mounting Hardware

Style	Part Number	Size	Description	Cylinder
1	CLNK-391-78-SS	7/8"	G391 Standard Cam Lock	Mastered, G391
1	CLNK-391-118-SS	1-1/8"	G391 Standard Cam Lock	Mastered, G391
1	CLNK-391-138-SS	1-3/8"	G391 Standard Cam Lock	Mastered, G391
1	CLNK-391-134-SS	1-3/4"	G391 Standard Cam Lock	Mastered, G391
2	CLB-78-SS	7/8"	Standard Cam Lock ***	<u>Temporary</u> Thumb Turn
2	CLB-118-SS	1-1/8"	Standard Cam Lock ***	<u>Temporary</u> Thumb Turn
2	CLB-138-SS	1-3/8"	Standard Cam Lock ***	<u>Temporary</u> Thumb Turn
2	CLB-134-SS	1-3/4"	Standard Cam Lock ***	<u>Temporary</u> Thumb Turn
3	CLB-(Code)-78-SS	7/8"	Standard Cam Lock with G Series Code	Non Mastered, G Series
3	CLB-(Code)-118-SS	1-1/8"	Standard Cam Lock with G Series Code	Non Mastered, G Series
3	CLB-(Code)-138-SS	1-3/8"	Standard Cam Lock with G Series Code	Non Mastered, G Series
3	CLB-(Code)-134-SS	1-3/4"	Standard Cam Lock with G Series Code	Non Mastered, G Series
4	CLB-78SI-SS	7/8"	Hatch Door Cam Lock ***	<u>Temporary</u> Thumb Turn
4	CL-78SI-SS	7/8"	Hatch Door Cam Lock, Short & Long Arm	Mastered, G391
4	BBT-94150	5/8"	Hatch Door Cam Lock, Short Arm	CH751
4	BBT-94151	5/8"	Hatch Door Cam Lock, Long Arm	CH751
4	BBT-94156	5/8"	Hatch Door Cam Lock, White Plastic	Thumb Turn
4	BBT-94157	5/8"	Hatch Door Cam Lock, Black Plastic	Thumb Turn
5	CLTT-78-SS	7/8"	Thumb Turn Cam Lock	Thumb Turn
5	CLTT-118-SS	1-1/8"	Thumb Turn Cam Lock	Thumb Turn
5	CLTT-138-SS	1-3/8"	Thumb Turn Cam Lock	Thumb Turn
5	CLTT-134-SS	1-3/4"	Thumb Turn Cam Lock	Thumb Turn

*** **Global PRO** Series standard cam locks are shipped with a red, plastic temporary thumb turn.



GlobalPRO Series

INFO@CPGBRANDS.COM
888-400-3044

Cam Lock PRO

REPLACEMENT CAM LOCK INSTRUCTIONS

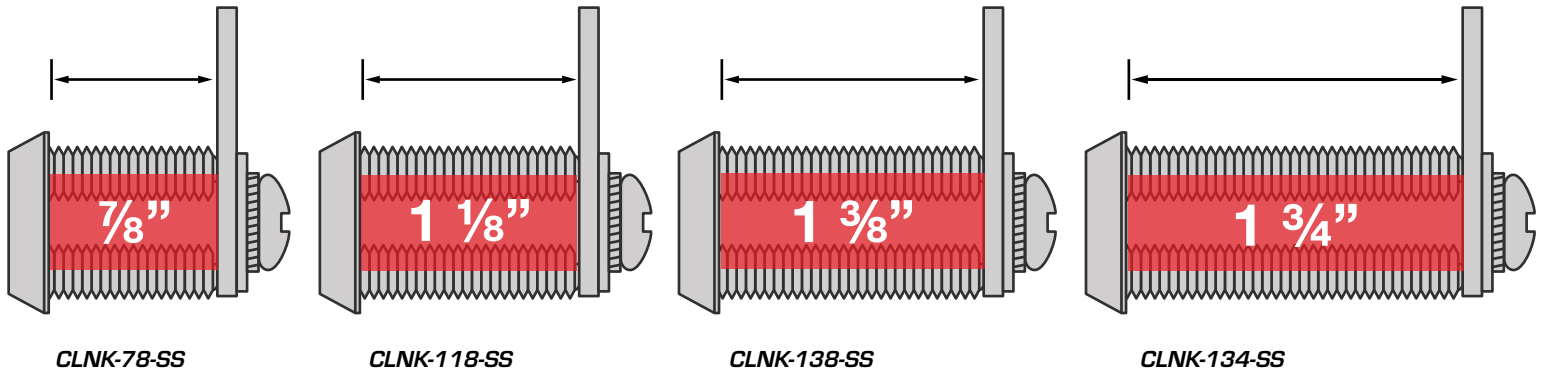


1" TEST BOX

Measure the "TEST BOX" to determine if this guide is printed correctly. All illustrations are actual size.

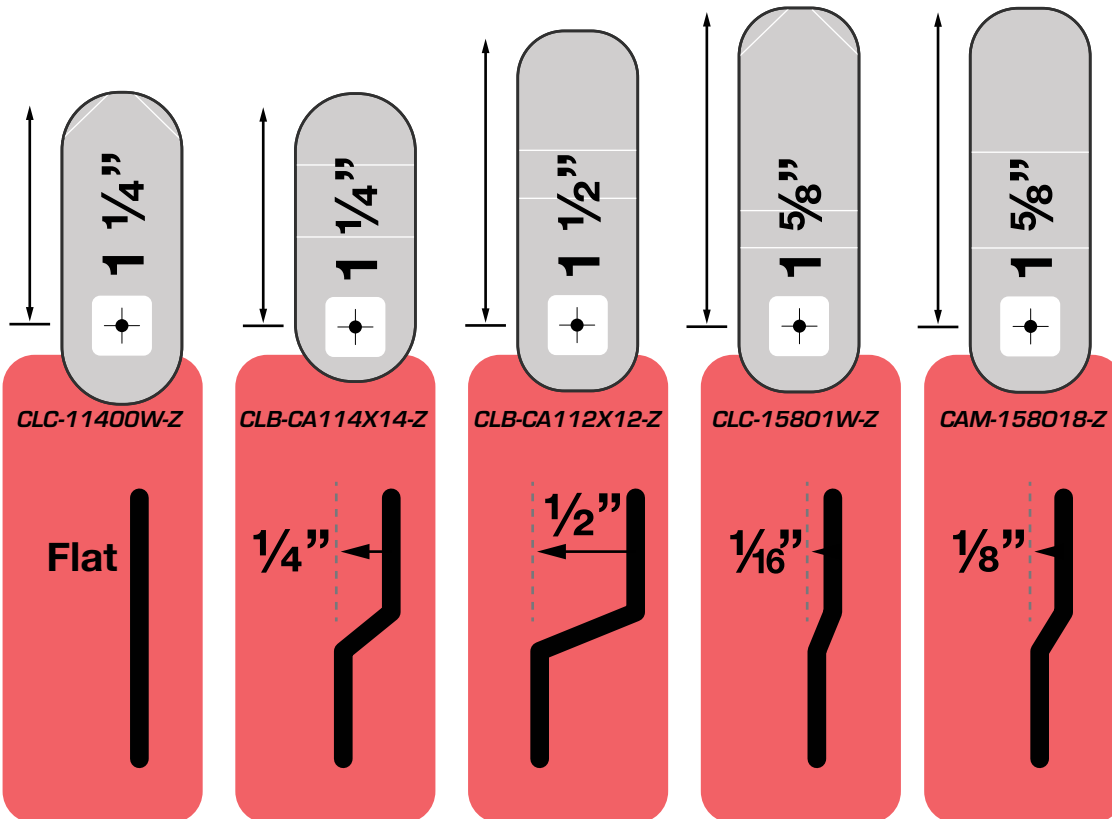
Step 1 LOCKS

Determine what size lock you need. Place your current lock on the lock illustrations below for correct lock size. If your lock is a different size, please call us for further assistance.



Step 2 CAMS (Best practice is to reuse your existing cam.)

Determine what size cam (locking arm) you need. Place your current cam on the cam illustrations below for correct cam size. You can also measure manually using a ruler and measuring from the center hole of your cam to the longest end.



BENDS

Each cam option shown has a specific offset (bend) as illustrated below. If you have a bend that is larger than 1/2", please call 888-400-3044 for further assistance.

Key ALike

DEALER PASS THROUGH PROGRAM

1. What is it?

The gray G391 key and cylinder are generic compartment door locks that were designed to be swapped out with a G300 series key code to match GLD entrance locks. *Scan the qr code to view our G391 introduction video.*



2. Removing the Cylinder

Using the Yellow GLD change key from Creative Products Group you can remove any Global cylinder in a matter of seconds without having to remove the entire lock assembly.

3. Choose a Key Code

Choose from the list of Global Pro key codes the one in which you would like to key the locks to. (Keys and cylinders are sold separately.)


4. Installation

Refer to the installation instructions to reinsert the new cylinder into the cam lock. *Scan the qr code to view our re-keying instructional video.*



G391

When talking about the Global Link G391 Dealer Key Alike program, it is important to think of it as the gateway to a new revenue stream that meets an unmet customer need. RV owners desire a more convenient solution to open all exterior locks with a single key. With the Global Link G391 Key Alike program, dealers now have a simple solution to up sell a **single key system** to their customers. At its core, the G391 series gives dealers and consumers the possibility of working with 90 different key codes for maximum security and convenience. All tools, installation instructions, and expert guidance necessary are readily available to registered dealers.



LOCKS TO LOOK FOR

All **Global PRO Series** locks come standard with the Global Link G391 key. Choose from 90 unique key codes that give RV owners more peace of mind when it comes to security.

ENTRY



BAGGAGE



BAR



CAM



Global**PRO** Series

INFO@CPGBRANDS.COM
888-400-3044

Re-Keying

KEY CODES / CYLINDERS



1 Code	2 Key	3 Mastered Cylinder	Non-Mastered Cylinder
G301	KEY-G301	KC-SM-NK-301	KC-SNM-NK-301
G302	KEY-G302	KC-SM-NK-302	KC-SNM-NK-302
G303	KEY-G303	KC-SM-NK-303	KC-SNM-NK-303
G304	KEY-G304	KC-SM-NK-304	KC-SNM-NK-304
G305	KEY-G305	KC-SM-NK-305	KC-SNM-NK-305
G306	KEY-G306	KC-SM-NK-306	KC-SNM-NK-306
G307	KEY-G307	KC-SM-NK-307	KC-SNM-NK-307
G308	KEY-G308	KC-SM-NK-308	KC-SNM-NK-308
G309	KEY-G309	KC-SM-NK-309	KC-SNM-NK-309
G310	KEY-G310	KC-SM-NK-310	KC-SNM-NK-310
G311	KEY-G311	KC-SM-NK-311	KC-SNM-NK-311
G312	KEY-G312	KC-SM-NK-312	KC-SNM-NK-312
G313	KEY-G313	KC-SM-NK-313	KC-SNM-NK-313
G314	KEY-G314	KC-SM-NK-314	KC-SNM-NK-314
G315	KEY-G315	KC-SM-NK-315	KC-SNM-NK-315
G316	KEY-G316	KC-SM-NK-316	KC-SNM-NK-316
G317	KEY-G317	KC-SM-NK-317	KC-SNM-NK-317
G318	KEY-G318	KC-SM-NK-318	KC-SNM-NK-318
G319	KEY-G319	KC-SM-NK-319	KC-SNM-NK-319
G320	KEY-G320	KC-SM-NK-320	KC-SNM-NK-320
G321	KEY-G321	KC-SM-NK-321	KC-SNM-NK-321
G322	KEY-G322	KC-SM-NK-322	KC-SNM-NK-322
G323	KEY-G323	KC-SM-NK-323	KC-SNM-NK-323
G324	KEY-G324	KC-SM-NK-324	KC-SNM-NK-324
G325	KEY-G325	KC-SM-NK-325	KC-SNM-NK-325
G326	KEY-G326	KC-SM-NK-326	KC-SNM-NK-326
G327	KEY-G327	KC-SM-NK-327	KC-SNM-NK-327
G328	KEY-G328	KC-SM-NK-328	KC-SNM-NK-328
G329	KEY-G329	KC-SM-NK-329	KC-SNM-NK-329
G330	KEY-G330	KC-SM-NK-330	KC-SNM-NK-330
G331	KEY-G331	KC-SM-NK-331	KC-SNM-NK-331
G332	KEY-G332	KC-SM-NK-332	KC-SNM-NK-332
G333	KEY-G333	KC-SM-NK-333	KC-SNM-NK-333
G334	KEY-G334	KC-SM-NK-334	KC-SNM-NK-334
G335	KEY-G335	KC-SM-NK-335	KC-SNM-NK-335
G336	KEY-G336	KC-SM-NK-336	KC-SNM-NK-336
G337	KEY-G337	KC-SM-NK-337	KC-SNM-NK-337
G338	KEY-G338	KC-SM-NK-338	KC-SNM-NK-338
G339	KEY-G339	KC-SM-NK-339	KC-SNM-NK-339
G340	KEY-G340	KC-SM-NK-340	KC-SNM-NK-340
G341	KEY-G341	KC-SM-NK-341	KC-SNM-NK-341
G342	KEY-G342	KC-SM-NK-342	KC-SNM-NK-342
G343	KEY-G343	KC-SM-NK-343	KC-SNM-NK-343
G344	KEY-G344	KC-SM-NK-344	KC-SNM-NK-344
G345	KEY-G345	KC-SM-NK-345	KC-SNM-NK-345



1 Code	2 Key	3 Mastered Cylinder	Non-Mastered Cylinder
G-346	KEY-G346	KC-SM-NK-346	KC-SNM-NK-346
G-347	KEY-G347	KC-SM-NK-347	KC-SNM-NK-347
G-348	KEY-G348	KC-SM-NK-348	KC-SNM-NK-348
G-349	KEY-G349	KC-SM-NK-349	KC-SNM-NK-349
G-350	KEY-G350	KC-SM-NK-350	KC-SNM-NK-350
G-351	KEY-G351	KC-SM-NK-351	KC-SNM-NK-351
G-352	KEY-G352	KC-SM-NK-352	KC-SNM-NK-352
G-353	KEY-G353	KC-SM-NK-353	KC-SNM-NK-353
G-354	KEY-G354	KC-SM-NK-354	KC-SNM-NK-354
G-355	KEY-G355	KC-SM-NK-355	KC-SNM-NK-355
G-356	KEY-G356	KC-SM-NK-356	KC-SNM-NK-356
G-357	KEY-G357	KC-SM-NK-357	KC-SNM-NK-357
G-358	KEY-G358	KC-SM-NK-358	KC-SNM-NK-358
G-359	KEY-G359	KC-SM-NK-359	KC-SNM-NK-359
G-360	KEY-G360	KC-SM-NK-360	KC-SNM-NK-360
G-361	KEY-G361	KC-SM-NK-361	KC-SNM-NK-361
G-362	KEY-G362	KC-SM-NK-362	KC-SNM-NK-362
G-363	KEY-G363	KC-SM-NK-363	KC-SNM-NK-363
G-364	KEY-G364	KC-SM-NK-364	KC-SNM-NK-364
G-365	KEY-G365	KC-SM-NK-365	KC-SNM-NK-365
G-366	KEY-G366	KC-SM-NK-366	KC-SNM-NK-366
G-367	KEY-G367	KC-SM-NK-367	KC-SNM-NK-367
G-368	KEY-G368	KC-SM-NK-368	KC-SNM-NK-368
G-369	KEY-G369	KC-SM-NK-369	KC-SNM-NK-369
G-370	KEY-G370	KC-SM-NK-370	KC-SNM-NK-370
G-371	KEY-G371	KC-SM-NK-371	KC-SNM-NK-371
G-372	KEY-G372	KC-SM-NK-372	KC-SNM-NK-372
G-373	KEY-G373	KC-SM-NK-373	KC-SNM-NK-373
G-374	KEY-G374	KC-SM-NK-374	KC-SNM-NK-374
G-375	KEY-G375	KC-SM-NK-375	KC-SNM-NK-375
G-376	KEY-G376	KC-SM-NK-376	KC-SNM-NK-376
G-377	KEY-G377	KC-SM-NK-377	KC-SNM-NK-377
G-378	KEY-G378	KC-SM-NK-378	KC-SNM-NK-378
G-379	KEY-G379	KC-SM-NK-379	KC-SNM-NK-379
G-380	KEY-G380	KC-SM-NK-380	KC-SNM-NK-380
G-381	KEY-G381	KC-SM-NK-381	KC-SNM-NK-381
G-382	KEY-G382	KC-SM-NK-382	KC-SNM-NK-382
G-383	KEY-G383	KC-SM-NK-383	KC-SNM-NK-383
G-384	KEY-G384	KC-SM-NK-384	KC-SNM-NK-384
G-385	KEY-G385	KC-SM-NK-385	KC-SNM-NK-385
G-386	KEY-G386	KC-SM-NK-386	KC-SNM-NK-386
G-387	KEY-G387	KC-SM-NK-387	KC-SNM-NK-387
G-388	KEY-G388	KC-SM-NK-388	KC-SNM-NK-388
G-389	KEY-G389	KC-SM-NK-389	KC-SNM-NK-389
G-390	KEY-G390	KC-SM-NK-390	KC-SNM-NK-390

AS EASY AS 1, 2, 3!



- 1-Find Your Code**
- 2-Do You Need A Key?**
- 3-Decide if You Need a Mastered or Non-Mastered Cylinder**

RE-KEY A GLOBAL PRO SERIES LOCK
 Scan the code below and watch our demonstration on how to re-key a Global Pro Series lock.



Global**PRO** Series

INFO@CPGBRANDS.COM
888-400-3044



Keys

REPLACEMENT/ADDITIONAL INDIVIDUAL KEYS



G Series Keys

Global G301-G390

KEY-GL

- Purple Fob; Pre-Cut Keys From G301-G390
- KEY-BLANK
- Purple Fob; Un-Cut, Nickel Plated-Brass Key



FIC Series Keys

CF, EF, HF301-HF351

KEY-HF

- Black Fob; Pre-Cut Keys From FIC Series CF, EF, HF301-HF351



Kencon Baggage Door Key

Black Fob CK330

KEY-CK330

- Black Fob; Pre-Cut Key For Kencon Baggage Door Lock



FIC CW Series Keys

Black Fob CW401-CW434

KEY-CW

- Black Fob; Pre-Cut Keys From FIC Series CW401-CW434
- KEY-CWBLANK
- Black Fob; Un-Cut, Nickel Plated-Brass Key



Standard Baggage Door Key

KEY-CH751

- Pre-Cut Key For Most Baggage Door/Cam Locks



Bauer Series Keys

Black Fob RV301-RV360

Gray Fob RV701-RV760

KEY-RV

- Black Fob; Pre-Cut Keys From Bauer Series RV301-RV360

KEY-RV

- Gray Fob; Pre-Cut Keys From Bauer Series RV701-RV760

KEY-RV-BLANK

- Black Fob; Un-Cut, Bauer 300 Series Key
- KEY-RV-BLANK700

- Gray Fob; Un-Cut, Bauer 700 Series Key



G Series LED Keys

Global G301-G390

KEY-GLED

- Purple Fob; Pre-Cut Keys From G301-G390
- Amber Light with Pressure Switch



G Series Compartment Keys

G391

KEY-G391

- Gray Fob; Pre-Cut Global Link Compartment Key



Southco® Baggage Door Key

R001

KEY-R001

- Pre-Cut Key For Southco® Baggage Door Lock



Southco® E3-7-1

KEY-E3-7-1

- 8mm Triangle*, Zinc Alloy, Nickel Plated

*This key is also used in many industrial applications, but we make no claim that this key is useful for any specific purpose besides opening an 8mm triangle compression latch. Please make sure that "E3-7-1" or "8mm triangle" is the same code as the key you need, as there is a very similar looking key called the "small triangle key" or "7mm triangle" that is not compatible with this type of key.



Southco® E3-9-1

KEY-E3-9-1

- 5mm Double Bit, Zinc Alloy, Nickel Plated



Southco® E3-3-1

KEY-E3-3-1

- 7mm Triangle, Zinc Alloy, Nickel Plated



Southco® E3-5-15

KEY-E3-5-15

- Southco® Tubular, Steel, Nickel Plated



Southco® E3-26-819-15

KEY-E3-26-819-15

- Southco® Tubular, Steel, Nickel Plated



Southco® E3-26-715-19

KEY-E3-26-715-19

- Southco® Tubular, Steel, Nickel Plated

RE-KEYING TOOLS



LOCK CYLINDER REMOVAL

The GLD Change Key allows key dealers or locksmiths to change Global Link cylinders on travel trailer locks.



LOCK ENTRY

The GLD Master Key allows key dealers or locksmiths to unlock all Global Link cylinders on travel trailer locks.



AUTHORIZED USE ONLY

GLD Change Keys and GLD Master Keys are available for authorized dealers or locksmiths and are strictly prohibited from resale.



GLD Change Key

Yellow Fob

KEY-CHANGE

- ***Dealers and Locksmiths Only***



GLD Master Key

Green Fob

KEY-MASTER

- ***Dealers and Locksmiths Only***

* Use of the FIC Red master key is not recommended and will void any warranty claim of the Global Link Lock.



GlobalPRO Series

INFO@CPGBRANDS.COM

888-400-3044



Key Kits/Rings

DEALER/SERVICE KEY STORAGE CABINETS



KEY CABINETS

Stock the keys your customers need. Storage cabinets are stocked with five of each key code in the listed series. The most commonly used keys on towable units.

KEY-GLCABINET-5K

Global G301-G350

- 60 Drawer Key Cabinet
- 5 Keys Each of G301-G350

KEY-GLCABINET2-5K

Global G351-G391

- 60 Drawer Key Cabinet
- 5 Keys Each of G351 - G391
- 5 Keys of #330 Key For Kencon Locks
- 10 Keys of #751 Replacement Key For Camper Locks
- 10 Keys of Replacement Key For Southco Baggage Locks

KEY-HFCABINET-5K

FIC HF301-HF351

- 60 Drawer Key Cabinet
- 5 Keys Each of All 51 HF Series Keys (HF301 - HF351)

KEY-RVCABINET-5K

Black Fob RV301-RV360

- 60 Drawer Key Cabinet
- 5 Keys Each of Bauer RV Series Keys (RV301 - RV360)

KEY-RV700CABINET-5K

Gray Fob RV701-RV760

- 60 Drawer Key Cabinet
- 5 Keys Each of Bauer RV Series Keys (RV701 - RV760)

KEY RINGS

Mobile Tech service center key rings. Ideal for service centers, locksmiths, or for cutting blank keys. Key rings are made with one of each code in the listed series.

KEY-GLRING

Global G301-G350


- 1 Key Each From G301-G350 on a Blue Cable



KEY-GLRING2

Global G351-G391

- 1 Key Each From G351-G390 on a Red Cable



KEY-HFRING

FIC HF301-HF351

- 1 Key Each of All 51 HF Series Keys (HF301 - HF351)



KEY-CWRING

FIC CW401-CW434

- 1 Key Each of All 33 CW Series Keys (CW401-CW420; CW422-CW434)



KEY-RVRING

Bauer Black Fob

RV301-RV360

- 1 Key Each of Bauer RV Series Keys (RV301 - RV360)



KEY-RVRING700

Bauer Gray Fob

RV701-RV760

- 1 Key Each of Bauer RV Series Keys (RV701 - RV760)



STOCK THE KEYS YOUR CUSTOMERS NEED

- Five Keys of Each Code in Every Key Series
- The Most Prominent Keys in the Market Today
- All Global Keys G301-G391
- Bauer Products 300 Series and 700 Series
- FIC 300 Series

MOBILE TECH SERVICE CENTER KEY RINGS


- One of Each Key in Series
- Ideal for Service Departments or Locksmiths
- Simple Solution for Locked Deadbolt and No Key







GlobalPRO Series

INFO@CPGBRANDS.COM
888-400-3044

Interior Locksets



ADVANTAGES OF CPG LOCKSETS

-  Knob and Lever Sets Used by Original Manufacturers
-  Passage and Privacy
-  Modern Styles and Classic Finishes Available
-  For Use on Bathroom and Closet Doors

Specifications:

Backset 2-3/8"

Latch 7/8" Drive

Thickness 1-1/8" to 1-1/2"

Style	Part Number	Function	Description	Finish
1	LSK-C2-B	Passage	Lockset, Knob, Passage	Brass
1	LSK-C2-MB	Passage	Lockset, Knob, Passage	Matte Black
1	LSK-C2-OWB	Passage	Lockset, Knob, Passage	Old World Bronze
1	LSK-C2-SS	Passage	Lockset, Knob, Passage	Stainless Steel
1	LSK-C3-B	Privacy	Lockset, Knob, Privacy	Brass
1	LSK-C3-MB	Privacy	Lockset, Knob, Privacy	Matte Black
1	LSK-C3-OWB	Privacy	Lockset, Knob, Privacy	Old World Bronze
1	LSK-C3-SS	Privacy	Lockset, Knob, Privacy	Stainless Steel
2	LSB-R2-MB	Passage	Lockset, Round Ball, Passage	Matte Black
2	LSB-R2-SS	Passage	Lockset, Round Ball, Passage	Stainless Steel
2	LSB-R3-MB	Privacy	Lockset, Round Ball, Privacy	Matte Black
2	LSB-R3-SS	Privacy	Lockset, Round Ball, Privacy	Stainless Steel
3	LSL-707PS-BSN	Passage	Lockset, Lever, #707 Passage	Brushed Satin Nickel
3	LSL-707PS-MB	Passage	Lockset, Lever, #707 Passage	Matte Black
3	LSL-707PS-OWB	Passage	Lockset, Lever, #707 Passage	Old World Bronze
3	LSL-707PS-PC	Passage	Lockset, Lever, #707 Passage	Polished Chrome
3	LSL-707PV-BSN	Privacy	Lockset, Lever, #707 Privacy	Brushed Satin Nickel
3	LSL-707PV-MB	Privacy	Lockset, Lever, #707 Privacy	Matte Black
3	LSL-707PV-OWB	Privacy	Lockset, Lever, #707 Privacy	Old World Bronze
3	LSL-707PV-PC	Privacy	Lockset, Lever, #707 Privacy	Polished Chrome
4	LSL-806PS-BSN	Passage	Lockset, Lever #806 Passage	Brushed Satin Nickel
4	LSL-806PS-MB	Passage	Lockset, Lever #806 Passage	Matte Black
4	LSL-806PV-BSN	Privacy	Lockset, Lever #806 Privacy	Brushed Satin Nickel
4	LSL-806PV-MB	Privacy	Lockset, Lever #806 Privacy	Matte Black
5	LSL-909PSAL-BSN	Passage	Lockset, Lever, Passage, Aluminum	Brushed Satin Nickel
5	LSL-909PSAL-MB	Passage	Lockset, Lever, Passage, Aluminum	Matte Black
5	LSL-909PVAL-BSN	Privacy	Lockset, Lever, Privacy, Aluminum	Brushed Satin Nickel
5	LSL-909PVAL-MB	Privacy	Lockset, Lever, Privacy, Aluminum	Matte Black



Global**PRO** Series

INFO@CPGBRANDS.COM
888-400-3044

Global PRO

DOOR HOLDERS AND CATCHES



SECURE MAGNETIC DOOR HOLDERS

- Simple One Hand Operation
- Magnetic Pin Catch With 80 lb. Pull Force
- UV Resistant Plastic

MAGNETIC DOOR HOLDERS

- Simple One Hand Operation
- 9 lb. Pull Force
- UV Resistant Plastic

STRAIGHT/CURVED DOOR CATCHES

- Spring Retension
- UV Resistant Plastic
- Polished Chrome Stainless Steel Variation

T-STYLE DOOR HOLDERS

- UV Resistant Plastic

BALL SOCKET DOOR HOLDERS

- Powder Coated Aluminum

Style	Part Number	Size	Description	Color
1	MAG-BDC200-BLK	1-3/4" x 1-3/4"	Secure Magnetic Door Holder	Black
2	BH-RH9644-SS	2-1/2" x 9/16" x 3/8"	120 Degree Straight Door Catch	Stainless Steel
2	BDC-DH812-BLK	2-1/2" x 3/4" x 1/2"	120 Degree Straight Door Catch	Black
2	BDC-DH812-WHT	2-1/2" x 3/4" x 1/2"	120 Degree Straight Door Catch	White
3	BH-DH110-BLK	2-5/8" x 1" x 5/8"	110 Degree Curved Door Catch	Black
3	BH-DH110-GRAY	2-5/8" x 1" x 5/8"	110 Degree Curved Door Catch	Gray
3	BH-DH110-WHT	2-5/8" x 1" x 5/8"	110 Degree Curved Door Catch	White
4	BDC-M109-BLK	1-3/4" x 3/4"	Magnetic Door Holder	Black
4	BDC-M109-WHT	1-3/4" x 3/4"	Magnetic Door Holder	White
5	DRS-DH312-BLK	3-1/2" x 1-3/4" x 3/4"	3-1/2" T-Style Door Hold Back	Black
5	DRS-DH312-WHT	3-1/2" x 1-3/4" x 3/4"	3-1/2" T-Style Door Hold Back	White
5	DRS-DH6-BLK	6" x 1-3/4" x 3/4"	6" T-Style Door Hold Back	Black
5	DRS-DH6-GRAY	6" x 1-3/4" x 3/4"	6" T-Style Door Hold Back	Gray
5	DRS-DH6-WHT	6" x 1-3/4" x 3/4"	6" T-Style Door Hold Back	White
5	DRS-DH80-WHT	8" x 1-3/4" x 3/4"	8" T-Style Door Hold Back	White
5	DRS-DH601-90D-SS	6" x 2" x 3/4"	6" T-Style Door Hold Back w/ 90 Degree Bend	Stainless Steel
6	DH-BS4-AL	4" x 1" x 1-1/4"	4" Ball Socket Door Holder	Aluminum
6	DH-BS4-BLK	4" x 1" x 1-1/4"	4" Ball Socket Door Holder	Black
6	DH-BS6-BLK	6" x 1" x 1-1/4"	6" Ball Socket Door Holder	Black
6	DH-BS10-AL	10" x 1" x 1-1/4"	10" Ball Socket Door Holder	Aluminum
6	DH-BS10-BLK	10" x 1" x 1-1/4"	10" Ball Socket Door Holder	Black






GlobalPRO Series

INFO@CPGBRANDS.COM
888-400-3044

Slide Out Rollers



ADVANTAGES OF CPG SLIDE OUT ROLLERS

-  High Quality Steel and Zinc-Plated Mounting Brackets
-  Surface and Recess Mounting Styles
-  High Strength Steel Bearings and Durable Nylon Polymer Rollers for Consistant Smooth Operation

Part Number	Image	Dimensions			Finish	Description
		L	W	H		
SOR-PRM-822-P	1	13.43	1.75	1.73	PLAIN	Partial recess mount; single black nylon conveyor roller
SOR-RM-108-Z	2	4.6	2.94	1.55	Zinc	Surface mount; single gray nylon roller
SOR-SM-205-2006	3	4.61	1.75	1.06	Black	Surface mount; double black nylon roller
SOR-SM-225-2006	4	4.61	1.75	1.08	Black	Surface mount; softer double nylon roller
SOR-SM-295-2006	5	4.66	2.0	1.56	Black	Surface mount; double roller
SOR-SM-310-2006	6	6.46	1.22	1.06	Black	Surface mount; double nylon roller with guard
SOR-SM-330-2006	7	6.3	1.5	1.25	Black	Surface mount; double nylon roller with guard
SOR-SM-340-2006	8	6.3	1.5	1.5	Black	Surface mount; double nylon roller with guard
SOR-SM-399-2006	9	6.4	1.6	1.3	Black	Surface mount; guard and single ball bearing nylon roller
SOR-SM-402-2006	10	4.1	4.5	1.2	Black	Surface mount; double rollers
SOR-SM-648-2006	11	4.62	3.5	2.26	Black	Surface mount; single gray nylon roller
CAS-OY178-Z	12	3	1.25	2	Zinc	Door roller; wheel diameter 1-7/8"



GlobalPRO Series

INFO@CPGBRANDS.COM
888-400-3044

B&B Molders

REPLACEMENT PARTS



INDIVIDUAL PART REPLACEMENT



-  CPG offers an extensive catalog of items from B&B Molders when looking for that specific part to replace.
-  Item closeout specials

Image	Category	Description
1	Water Components	Tank Flusher Systems, City Fills, Gravity Fills, Hoses, Shower Boxes and Parts
2	Nautilus Systems Docking Stations	Nautilus P1, P2.5, P3, P4 Complete System Replacement Parts
3	Diverter Valves	Diverter Valves and Component Replacement Parts
4	Hatches	Replacement Hatches for Electric, Water, Fuel, Sewer Hose and Multipurpose Spaces
5	Bumper Plugs	Barbed Bumper Plugs for a Variety of Bumper Sizes
6	Coax Plates	Single and Dual Coax Replacement Plates in White and Black Colors
7	Grills Vents Registers	Replacement Grills, Vents, and Registers in a Variety of Shapes, Sizes and Colors
8	Gutter Spouts	Short, Medium, and Long Gutter Spouts in White and Black Colors
9	Extrusion Covers	Complete Line of Replacement Slide-Out Covers
10	Pipe Fittings and Grommets	Replacement Fittings for Different Pipe Sizes and Functions
11	Accessories	Interior Convenience Items Including Hangers, Holders, Guides, and Handles



GlobalPRO Series

INFO@CPGBRANDS.COM
888-400-3044

Interior/Exterior Lights

Porch



- COMMAND® OMEGA**
CMD-007-30SAP
- Incandescent Porch Light
 - 922 Bulb
 - Made in the USA
 - CSA Approved
 - 6.7" x 4.7" x 2"

- CMD-89-319A**
- Amber Polycarbonate Lens
 - 3" x 4.25" x 1.3125"




- COMMAND® STAR**
CMD-007-40SAC
- Incandescent Porch Light
 - 922 Bulb
 - Made in the USA
 - CSA Approved
 - 6" x 9" x 2"

- CMD-89-207A**
- Amber Polycarbonate Lens
 - 3.25" x 3.875" x 1.5"

- CMD-89-207C**
- Clear Polycarbonate Lens
 - 3.25" x 3.875" x 1.5"



- COMMAND® CLASSIC**
CMD-007-50SAC
- Incandescent Porch Light w/Switch & Amber Lens (White Base)
 - Made In the USA
 - CSA Approved
 - 5.875" x 3.375" x 2.1875"



- COMMAND® CLASSIC**
CMD-007-50SAB
- Incandescent Porch Light w/Switch & Amber Lens (Black Base)
 - Made In the USA
 - CSA Approved
 - 5.875" x 3.375" x 2.1875"

- CMD-89-100A**
- Amber Polycarbonate Lens
 - 4.8125" x 2.25" x 1"

- CMD-89-100C**
- Clear Polycarbonate Lens
 - 4.8125" x 2.25" x 1"


Ceiling/ Under Cabinet



- CMD-001-901XPB**
- Single Incandescent Dome Light
 - CSA Certified
 - Made in the USA
 - 7.4375" x 5.75" x 1.875"

- CMD-001-902XPB**
- Double Incandescent Dome Light
 - CSA Certified
 - Made in the USA
 - 11.1875" x 5.75" x 1.875"

- CMD-89-255**
- Polycarbonate Lens
 - 5" x 4.25" x 1.3125"



- CMD-001-53L**
- 9 LED Light
 - Ceiling/Under Cabinet
 - Recess Mount
 - CSA Approved
 - 3.1" Dia. x 1.18"

- CMD-001-52L**
- 9 LED Light
 - 4.5" Dia. x 1.3"



- CMD-001-1003W**
- 6 LED Ceiling Light w/Switch
 - Low Profile
 - Surface Mount
 - 3" Dia. x .6"



- CMD-001-1051S**
- 6 LED Ceiling Light w/Switch
 - Low Profile
 - Surface Mount
 - 4.5" Dia. x .75"

- CMD-001-1050**
- 6 LED Ceiling Light (No Switch)

Bunk

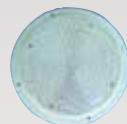


- CMD-001-103**
- 12 Volt Fan & Bunk Light
 - CSA Certified
 - Made in the USA
 - 10.125" x 5.5" x 4.25"

- CMD-013-8M1**
- 12 Volt Power Adapter
 - 2.5" x 1.4"

- CMD-89-216**
- Plastic Clamp (2 PK)
 - .3" x 6" x .625"

Security/ Utility



- SECURITY/UTILITY**
CMD-007-42
- Surface Mount Scare Light
 - 1156 Bulb
 - CSA Approved
 - 8.75" Dia. x 2"

License Plate Bracket



- COMMAND® MODERN
LICENSEPLATE LIGHT**
CMD-003-70B
- Black Bracket
 - Made in the USA
 - SAE Approved
 - 8.375" x 2.5" x 2.5625"



- COMMAND® MODERN
LICENSEPLATE LIGHT**
CMD-003-70P
- White Bracket
 - Made in the USA
 - SAE Approved
 - 8.375" x 2.5" x 2.5625"

ADVANTAGES OF COMMANDLIGHTS

Over 50 Years of ...

- Domestic Manufacturer of LED and Incandescent Lighting Products



- Modern Styles and Classic Finishes Available

- Transportation Industry Certifications and Approvals



GlobalPRO Series

INFO@CPGBRANDS.COM
 888-400-3044

Clearance Lights



LED



LED CLEARANCE LIGHT

CMD-003-59L

- Rectangle with Rounded Corners
- Red LED Light
- Made in the USA
- SAE Approved
- 3.875" x 1.875" x 1.75"

CMD-003-58L

- Amber LED Light
- 3.875" x 1.875" x 1.75"

CMD-003-58LB

- Amber LED Light
- Black Base
- 3.875" x 1.875" x 1.75"

CMD-003-59LB

- Red LED Light
- Black Base
- 3.875" x 1.875" x 1.75"

CMD-89-237A

- Amber Polycarbonate Lens
- 3.875" x 1.875" x .625"

CMD-89-237R

- Red Polycarbonate Lens
- 3.875" x 1.875" x .625"



COMMAND® MODERN CLEARANCE LIGHT

CMD-003-52A

- Surface Mount LED Light w/Amber Lens
- Made In the USA
- 4" x 1.63" x .62"

CMD-003-52R

- Surface Mount LED Light w/Red Lens
- Made In the USA
- 4" x 1.63" x .62"

CMD-89-386

- Chrome Trim Ring
- 4" x 1.63" x .62"



CLEARANCE/MARKER LIGHT

CMD-003-17A

- Low Profile Surface Mount HOT-DOT
- LED Amber Light
- Made in the USA
- SAE Approved
- 2.8" x 1.1" x .05"

CMD-003-17R

- Low Profile Surface Mount HOT-DOT
- LED Red Light
- Made in the USA
- SAE Approved
- 2.8" x 1.1" x .05"



LED BULLET LIGHTS

- Black PVC Grommet
- P2 Rated
- 60 Lumen/100,00 Hour Life
- .75" Diameter

CMD-003-183CW

- Clear Lens/White LED

CMD-003-183RR

- Red Lens/Red LED

CMD-003-183AA

- Amber Lens/Amber LED

CMD-003-183CB

- Clear Lens/Blue LED

Incandescent



INCANDESCENT CLEARANCE LIGHT

CMD-003-59

- Rectangle with Rounded Corners
- Amber Light
- Made in the USA
- SAE Approved
- 3.875" x 1.875" x 1.75"

CMD-003-58

- Red Light
- 3.875" x 1.875" x 1.75"

CMD-003-58B

- Red Light
- Black Base
- 3.875" x 1.875" x 1.75"

CMD-003-59B

- Amber Light
- Black Base
- 3.875" x 1.875" x 1.75"

CMD-89-237A

- Amber Polycarbonate Lens
- 3.875" x 1.875" x .625"

CMD-89-237R

- Red Polycarbonate Lens
- 3.875" x 1.875" x .625"



COMMAND® CLASSIC CLEARANCE LIGHT

CMD-003-53P

- Surface Mount Incandescent Light w/Amber Lens
- Made In the USA
- SAE Approved
- 4" x 2" x 1.8125"

CMD-003-54P

- Surface Mount Incandescent Light w/Red Lens
- Made In the USA
- SAE Approved
- 4" x 2" x 1.8125"

CMD-89-121A

- Amber Polycarbonate Lens
- 4" x 2" x .75"

CMD-89-121R

- Red Polycarbonate Lens
- 4" x 2" x .75"



RECTANGULAR CLEARANCE LIGHT

CMD-003-55

- Surface Mount Incandescent Light w/Amber Lens
- Made In the USA
- SAE Approved
- 3.875" x 1.875" x 1.75"

CMD-003-56

- Surface Mount Incandescent Light w/Red Lens
- Made In the USA
- SAE Approved
- 3.875" x 1.875" x 1.75"

CMD-89-181A

- Amber Polycarbonate Lens
- 3.875" x 1.875" x 1.625"

CMD-89-181R

- Red Polycarbonate Lens
- 3.875" x 1.875" x 1.625"

ADVANTAGES OF COMMAND LIGHTS

Over 50 Years of ...

- Domestic Manufacturer of LED and Incandescent Lighting Products



- Modern Styles and Classic Finishes Available

- Transportation Industry Certifications and Approvals



GlobalPRO Series

INFO@CPGBRANDS.COM
888-400-3044

Stop-Tail-Turn Lights

LED



SURFACE MOUNT LED TAIL LIGHT

CMD-003-81M1

- LED Tail Light
- White Base
- Made in the USA
- FMVSS-108
- SAE Approved
- 8.625" x 3.75" x 2.125"

CMD-003-81BM1

- LED Tail Light
- Black Base
- 8.625" x 3.75" x 2.125"

CMD-89-187L

- Red Polycarbonate Lens
- 8.625" x 3.75" x 1.75"



SURFACE MOUNT LED 3RD BRAKELIGHT

CMD-003-82

- LED Third Brake Light
- Made in the USA
- SAE Approved
- 11" x 1.25" x .75"



SURFACE MOUNT LED TAIL LIGHT

CMD-003-81LM1

- LED Tail Light w/ License Plate Bracket
- 8.625" x 5.5" x 2.125"

CMD-003-81LBM1

- LED Tail Light w/ License Plate Bracket
- Black Base
- 8.625" x 5.5" x 2.125"

CMD-89-187L

- Red Polycarbonate Lens
- 8.625" x 3.75" x 1.75"



SURFACE MOUNT LED HOT LINE TAIL LIGHT

CMD-0036017X

- LED HOT LINE Tail Light
- Made in the USA
- SAE Approved
- 15" x 1.25" x .75"



OVAL SURFACE MOUNT LED TAIL LIGHT

CMD-003-85

- LED Stop-Tail-Turn Light
- Made in the USA
- SAE Approved
- 9.5" x 4" x 1.1"

CMD-003-85L

- LED Stop-Tail-Turn Light w/ License Plate Bracket
- 9.75" x 4.25" x 1.11"

CMD-89-378

- Chrome Trim Ring
- 9.5" x 4" x 1.1"



SEALED TRIPLE TAIL LIGHT

CMD-0033000MI

- LED Low Profile Tail Light
- Made in the USA
- FMVSS-108
- SAE Approved
- 14" x 6.875" x 1"

Incandescent



SURFACE MOUNT

INCANDESCENT TAIL LIGHT

CMD-003-81

- Incandescent Tail Light
- S-8 Style
- Made in the USA
- SAE Approved
- 8.625" x 3.75" x 2.125"

CMD-003-81B

- Incandescent Tail Light
- Black Base
- 8.625" x 3.75" x 2.125"



SURFACE MOUNT

INCANDESCENT TAIL LIGHT

CMD-003-81L

- Incandescent Tail Light w/ License Plate Bracket
- 8.625" x 5.5" x 2.125"

CMD-003-81LB

- Incandescent Tail Light w/ License Plate Bracket
- Black Base
- 8.625" x 5.5" x 2.125"



REPLACEMENT LENS

CMD-89-187

- Red Polycarbonate Lens
- 8.625" x 3.75" x 1.75"



REPLACEMENT LENS


CMD-89-188

- Clear Polycarbonate Lens
- Fits CMD-003-81L
- 5.25" x 1.25" x .125"



ADVANTAGES OF COMMAND LIGHTS

Over 50 Years of ...

- Domestic Manufacturer of LED and Incandescent Lighting Products 

- Modern Styles and Classic Finishes Available

- Transportation Industry Certifications and Approvals



GlobalPRO Series





INFO@CPGBRANDS.COM
888-400-3044

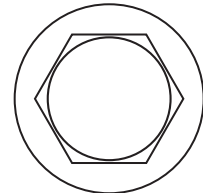
Tie Downs

PEGGY PEG PRODUCTS

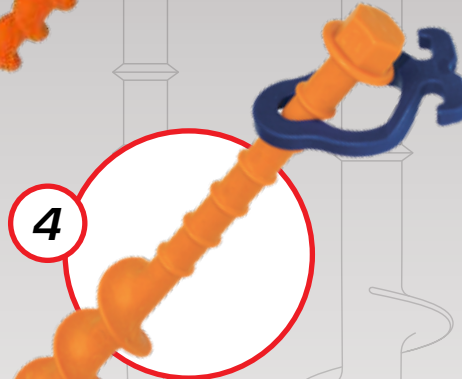




ADVANTAGES OF PEGGY PEG® TIE DOWNS

-  Easy to use tie-down system
-  Made from reinforced UV resistant fiberglass
-  Strong and light weight
-  All pegs have a 17mm head



*Hex Head Shown Actual Size



	Part Number	Description	Package Quantity
1	PP-1051	Small 12 cm Patio Mat Peg	6
2	PP-1021	Standard 20 cm Peg w/Clip	6
3	PP-106	Hand Driver & Combination Tool	1
4	PP-112	Large 31 cm Peg w/Clip	2
5	PP-1031	Starter Kit w/Zippered Canvas Bag	1
6	PP-0101	Crocodile Clamp	2



GlobalPRO Series

INFO@CPGBRANDS.COM
888-400-3044



Fasteners

Pan Head

Part Number	Description	Color	Qty
SP-612PQA9000-500	6 x 1/2 Pan Quad Type A	White	500
612PQA-9000	6 x 1/2 Pan Quad Type A	White	1000
SP-612PQA17BO-500	6 x 1/2 Pan Quad Type 17	Black Ox	500
612PQA17BO	6 x 1/2 Pan Quad Type 17	Black Ox	1000
SP-812PQA2000-500	6 x 1/2 Pan Quad Type A	Black	500
812PQA-2000	6 x 1/2 Pan Quad Type A	Black	1000
SP-858PQA2000-500	8 x 5/8 Pan Quad Type A	Black	500
858PQA-2000	8 x 5/8 Pan Quad Type A	Black	1000
SP-858PQA9000-500	8 x 5/8 Pan Quad Type A	White	500
858PQA-9000	8 x 5/8 Pan Quad Type A	White	1000
SP-81PQF2000-500	8 x 1 Pan Quad Fast	Black	500
81PQF-2000	8 x 1 Pan Quad Fast	Black	1000
SP-81PQF9000-500	8 x 1 Pan Quad Fast	White	500
81PQF-9000	8 x 1 Pan Quad Fast	White	1000
SP-8114PQF2000-500	8 x 1 1/4 Pan Quad Fast	Black	500
8114PQF-2000	8 x 1 1/4 Pan Quad Fast	Black	1000
SP-8114PQF9000-500	8 x 1 1/4 Pan Quad Fast	White	500
8114PQF-9000	8 x 1 1/4 Pan Quad Fast	White	1000
SP-8114PQFZ-500	8 x 1 1/4 Pan Quad Fast	Zinc	500
8114PQFZ	8 x 1 1/4 Pan Quad Fast	Zinc	1000
SP-8112PQF2000-500	8 x 1 1/2 Pan Quad Fast	Black	500
8112PQF-2000	8 x 1 1/2 Pan Quad Fast	Black	1000
SP-8112PQF9000-500	8 x 1 1/2 Pan Quad Fast	White	500
8112PQF-9000	8 x 1 1/2 Pan Quad Fast	White	1000
SP-8112PQFZ-500	8 x 1 1/2 Pan Quad Fast	Zinc	500
8112PQFZ	8 x 1 1/2 Pan Quad Fast	Zinc	1000

Pan Head - Self Tapping

Part Number	Description	Color	Qty
SP-834PQT29000-500	8 x 3/4 Pan Quad Tec-2	White	500
834PQT2-9000	8 x 3/4 Pan Quad Tec-2	White	1000
SP-834PQT22000-500	8 x 3/4 Pan Quad Tec-2	Black	500
834PQT2-2000	8 x 3/4 Pan Quad Tec-2	Black	1000
SP-81PQT2Z-500	8 x 1 Pan Quad Tec-2	Zinc	500
81PQT2Z	8 x 1 Pan Quad Tec-2	Zinc	1000
SP-81PQT22000-500	8 x 1 Pan Quad Tec-2	Black	500
81PQT2-2000	8 x 1 Pan Quad Tec-2	Black	1000
SP-81PQT29000-500	8 x 1 Pan Quad Tec-2	White	500
81PQT2-9000	8 x 1 Pan Quad Tec-2	White	1000
SP-8112PQT22000-500	8 x 1 1/2 Pan Quad Tec-2	Black	500
8112PQT2-2000	8 x 1 1/2 Pan Quad Tec-2	Black	1000
SP-8112PQT29000-500	8 x 1 1/2 Pan Quad Tec-2	White	500
8112PQT2-9000	8 x 1 1/2 Pan Quad Tec-2	White	1000
SP-101PQT32000-500	10 x 1 Pan Quad Tec-3	Black	500
101PQT3-2000	10 x 1 Pan Quad Tec-3	Black	1000
SP-101PQT39000-500	10 x 1 Pan Quad Tec-3	White	500
101PQT3-9000	10 x 1 Pan Quad Tec-3	White	1000
SP-10112PQT32000-500	10 x 1 1/2 Pan Quad Tec-3	Black	500
10112PQT3-2000	10 x 1 1/2 Pan Quad Tec-3	Black	1000
SP-10112PQT39000-500	10 x 1 1/2 Pan Quad Tec-3	White	500
10112PQT3-9000	10 x 1 1/2 Pan Quad Tec-3	White	1000





Fasteners

Flat Head

Part Number	Description	Color	Qty
SP-612FQA17N-500	6 x 1/2 Flat Quad Type 17	Nickel	500
612FQA17N	6 x 1/2 Flat Quad Type 17	Nickel	1000
SP-612FQA17SB-500	6 x 1/2 Flat Quad Type 17	Stat Bronze	500
612FPQA17SB	6 x 1/2 Flat Quad Type 17	Stat Bronze	1000
SP-612FQA17ZB-500	6 x 1/2 Flat Quad Type 17	Black Zinc	500
612FPQA17ZB	6 x 1/2 Flat Quad Type 17	Black Zinc	1000
SP-81FQDTSB-500	8 x 1 Flat Quad Deep Thread Type 17	Stat Bronze	500
81FQDTSB	8 x 1 Flat Quad Deep Thread Type 17	Stat Bronze	1000
SP-81FQDTN-500	8 x 1 Flat Quad Deep Thread Type 17	Nickel	500
81FQDTN	8 x 1 Flat Quad Deep Thread Type 17	Nickel	1000
SP-81FQDTBO-500	8 x 1 Flat Quad Deep Thread Type 17	Black Ox	500
81FQDTBO	8 x 1 Flat Quad Deep Thread Type 17	Black Ox	1000

Oval

Part Number	Description	Color	Qty
SP-658OQDT17N-500	6 x 5/8 Oval Quad Deep Thread Type 17	Nickel	500
658OQDT17N	6 x 5/8 Oval Quad Deep Thread Type 17	Nickel	1000
SP-658OQDT17BO-500	6 x 5/8 Oval Quad Deep Thread Type 17	Black Ox	500
658OQDT17BO	6 x 5/8 Oval Quad Deep Thread Type 17	Black Ox	1000
SP-658OQDT17SB-500	6 x 5/8 Oval Quad Deep Thread Type 17	Stat Bronze	500
658OQDT17SB	6 x 5/8 Oval Quad Deep Thread Type 17	Stat Bronze	1000
SP-610QN-500	6 x 1 Oval Quad Fast	Nickel	500
610QN	6 x 1 Oval Quad Fast	Nickel	1000

Hex Head

Part Number	Description	Color	Qty
SP-834HWFZ-500	8 x 3/4 Hex Washer Fast	Zinc	500
834HWFZ	8 x 3/4 Hex Washer Fast	Zinc	1000
SP-81HWFZ-500	8 x 1 Hex Washer Fast	Zinc	500
81HWFZ	8 x 1 Hex Washer Fast	Zinc	1000
SP-81HWF2000-500	8 x 1 Hex Washer Fast	Black	500
81HWF-2000	8 x 1 Hex Washer Fast	Black	1000
SP-81HWF9000-500	8 x 1 Hex Washer Fast	White	500
81HWF-9000	8 x 1 Hex Washer Fast	White	1000
SP-8114HWFZ-500	8 x 1 1/4 Hex Washer Fast	Zinc	500
8114HWFZ	8 x 1 1/4 Hex Washer Fast	Zinc	1000
SP-8114HWF2000-500	8 x 1 1/4 Hex Washer Fast	Black	500
8114HWF-2000	8 x 1 1/4 Hex Washer Fast	Black	1000
SP-8114HWF9000-500	8 x 1 1/4 Hex Washer Fast	White	500
8114HWF-9000	8 x 1 1/4 Hex Washer Fast	White	1000

Hex Head - Self Tapping

Part Number	Description	Color	Qty
SP-834HWT2Z-500	8 x 3/4 Hex Washer Tec-2	Zinc	500
834HWT2Z	8 x 3/4 Hex Washer Tec-2	Zinc	1000
SP-81HWT2Z-500	8 x 1 Hex Washer Tec-2	Zinc	500
81HWT2Z	8 x 1 Hex Washer Tec-2	Zinc	1000
SP-8112HWT2Z-500	8 x 1 1/2 Hex Washer Tec-2	Zinc	500
8112HWT2Z	8 x 1 1/2 Hex Washer Tec-2	Zinc	1000
SP-141HWT3Z-500	14 x 1 Hex Washer Tec-3	Zinc	500
141HWT3Z	14 x 1 Hex Washer Tec-3	Zinc	1000



Fasteners

Cargo

Part Number	Description	Color	Qty
SP-516C586LFINZ-500	5/16 x 5/8 Flanged 6 Lobe Insert Nut	Zinc	500
516C58-6LFINZ	5/16 x 5/8 Flanged 6 Lobe Insert Nut	Zinc	1000
SP-38C1T6TLG2-500	3/8 x 1 Truss 6 Lobe G-2	Zinc	500
38C1T6L-TL-G2	3/8 x 1 Truss 6 Lobe G-2	Zinc	1000
SP-1034TOT3SS-500	10 x 3/4 Truss Octa Tec-3	Stainless	500
1034TOT3-SS	10 x 3/4 Truss Octa Tec-3	Stainless	1000
SP-111TOT32000-500	11 x 1 Truss Octa Tec-3	Black	500
111TOT3-2000	11 x 1 Truss Octa Tec-3	Black	1000
SP-1034TOT3G2-500	10 x 3/4 Truss Octa Tec-3 G-2	Zinc	500
1034TOT3-G2	10 x 3/4 Truss Octa Tec-3 G-2	Zinc	1000
SP-1034TOT3G22000-500	10 x 3/4 Truss Octa Tec-3 G-2	Black	500
1034TOT3-G22000	10 x 3/4 Truss Octa Tec-3 G-2	Black	1000
SP-1034TOT3G29000-500	10 x 3/4 Truss Octa Tec-3 G-2	White	500
1034TOT3-G29000	10 x 3/4 Truss Octa Tec-3 G-2	White	1000
SP-101TOT3G2-500	10 x 1 Truss Octa Tec-3 G-2	Zinc	500
101TOT3-G2	10 x 1 Truss Octa Tec-3 G-2	Zinc	1000
SP-111TOT3G2-500	11 x 1 Truss Octa Tec-3 G-2	Zinc	500
111TOT3-G2	11 x 1 Truss Octa Tec-3 G-2	Zinc	1000

Round Washer Head

Part Number	Description	Color	Qty
SP-834RWQFZ-500	8 x 3/4 Round Washer Quad Fast	Zinc	500
834RWQFZ	8 x 3/4 Round Washer Quad Fast	Zinc	1000
SP-81RWQFZ-500	8 x 1 Round Washer Quad Fast	Zinc	500
81RWQFZ	8 x 1 Round Washer Quad Fast	Zinc	1000
SP-8114RWQ23DTZ-500	8 x 1 1/4 Round Washer Quad 2/3 Deep Thread	Zinc	500
8114RWQ23DTZ	8 x 1 1/4 Round Washer Quad 2/3 Deep Thread	Zinc	1000
SP-8112RWQ23DTZ-500	8 x 1 1/2 Round Washer Quad 2/3 Deep Thread	Zinc	500
8112RWQ23DTZ	8 x 1 1/2 Round Washer Quad 2/3 Deep Thread	Zinc	1000
SP-82RWQ23DTZ-500	8 x 2 Round Washer Quad 2/3 Deep Thread	Zinc	500
82RWQ23DTZ	8 x 2 Round Washer Quad 2/3 Deep Thread	Zinc	1000

Round Washer

Part Number	Description	Color	Qty
SP-38USSFWZ-500	3/8 USS Flat Washer	Zinc	500
SP-38USSFWZ-1000	3/8 USS Flat Washer	Zinc	1000
SP-38MSLWZ-500	3/8 Medium Split Lock Washer	Zinc	500
38MSLWZ	3/8 Medium Split Lock Washer	Zinc	1000
SP-34ITWZ-500	3/4 Internal Tooth Washer	Zinc	500
34ITWZ	3/4 Internal Tooth Washer	Zinc	1000
SP-716MSLWZ-500	7/16 Medium Split Lock Washer	Zinc	500
716MSLWZ	7/16 Medium Split Lock Washer	Zinc	1000

Tools

Part Number	Description	Color	Qty
2X2SB-100	2 x 2 Square Bit	Zinc	100
2X3SB-100	2 x 3 Square Bit	Zinc	100
2X6SB-100	2 x 6 Square Bit	Zinc	100

Mounting Kit For Bar Locks

Part Number	Description	Color	Qty
BL-MTG-KIT-100	Mounting Kit For Bar Locks	Zinc	100



Dealer Resources

PLANOGRAMS, DISPLAYS, AND KITS



HELPING OUR DEALERS

-  **Counter Top Displays** give great information to engage conversations about CPG products
-  **Dealer Kits** organize and keep most-used CPG products handy for customer support
-  **Dealer Displays** have a small physical footprint when retail space is limited
-  **Planogram Programs** offer CPG top-selling products at discounted dealer pricing for gondolas and other retail spaces
-  **Sales Sheets** include new product announcements, product highlights, user instructions, and measurement guides

Image	Part Number	Description
1	TITLE-COUNTER-DISPLAY	12" x 16" Counter top display card featuring Ultra PRO line lock features
3	KA-DEALERKIT	Key ALike 18 drawer cabinet with cylinders, keys, and cam locks in the G300 key code series
5	DIS-GLP-1	Global PRO Series lock wire rack display (Entry, Interior, and Cam locks)
6	DIS-GPS-HEADER	Display header for the Global PRO Series lineup of products
6	DIS-TTLBT-HEADER	Display header for the Ultra ES Bluetooth entry lock
4	DSK-1	Service Shop Screw kit with 25 most used fasteners in 500 or 1000 piece packs
2	TABLETENT-DISPLAY	Table Tent featuring RV key availability
7	DIS-GLP-2	Global PRO Series lock gondola display (Entry, Interior, and Cam locks)
8	DIS-TTLBT-SPECIAL	Global PRO Series Bluetooth Special lock gondola display (Entry, Interior)
9	DIS-FLREG-1	Lineup of 6 floor registers in shelf-ready packages
10	CPG-CATALOG	CPG Product catalog
11	CPG-SUPPORTGUIDES	Instruction sheets, measurement guidelines, quick setup guides, and new product announcements



GlobalPRO Series

INFO@CPGBRANDS.COM
888-400-3044

CPG Contact List



700 Patricia Court
Elkhart, IN 46516

Chris Carpenter
Outside Sales | Market Development
chris.carpenter@cpgbrands.com
716-432-4937

Todd Peterson
Marketing Manager
todd.peterson@cpgbrands.com
574-304-0683

Tabitha Richards
Order Entry
tabitha.richards@cpgbrands.com

Brian Green
Purchasing Manager
brian.green@cpgbrands.com
574-606-6705

Deb Cupp
Customer Service
deb.cupp@cpgbrands.com
574-361-3770

Our products are available through these distributors

United States

Aim Wholesale
2757 E. Chambers St
Phoenix, AZ 85040
800-266-4554

Salt Lake City, UT
Sacramento, CA

Arrow Distributing
Omaha, NE - 800-228-1001
Kansas City, KS - 800-456-1079
Des Moines, IA - 800-362-2801
Oklahoma City, OK - 800-382-6606
Elkhart, IN - 800-522-7291
Little Rock, AR - 855-882-5290
El Cajon, CA - 800-777-1834
Brighton, MI - 888-225-0225
Hammond, LA - 800-776-6609
Fort Worth, TX - 844-981-4414

Cody Talbert Distribution
2004 Wood Ct, Suite C
Plant City, FL 33563
407-397-9610

Carefree Distributing
3945 E. Main Street
Mesa, AZ 85205
480-830-3220

Channelview Supply
Channelview, TX 77530
281-452-7760

Detriot Hitch
651 Rochester Road
Clawson, MI 48017
248-583-4112

Foland Sales
6424 East Taft Road
Syracuse, NY 13057
800-333-1682

Keller Marine and RV
2712 Main Street
Port Trevorton, PA 17864
570-374-8169

Laurelhurst Distributing
8904 NE Alderwood Rd.
Portland, OR 97220
800-234-4328

Meyer Distributing
560 East 25th St
Jasper, IN 47546
800-639-3787

Northern Wholesale
6800 Otter Lake Road
Lino Lakes, MN 55038
651-429-1515
www.northernwholesale.com

Old Orchard
2805 Kietzke Lane
Reno, NV 89502
775-827-6211

Prime Source Wholesale
Salt Lake City, UT - 801-978-0500
Denver, CO - 303-287-5139

Tex Trail Inc.
2424 W. Ferguson Road
Mt. Pleasant, TX 75455
903-575-9288

Canada

Atlas Trailer Coach
2530 - 21 Street NE
Calgary AB T2E7L3
403-291-1229

Robert Thibert
315 Blvd. Industriel
Chateauguay QC J6J 4Z2
450-698-4645