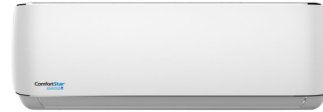


Project Name:		Approval:	
Location:		Date:	
Engineer:		Construction:	
Submitted to:		Unit #:	
Submitted by:		Drawing #:	
Reference:			

Indoor	CPG009CD(I)-B
Outdoor	CPG009CD(O)-B



### PERFORMANCE DATA

Power supply	Ph-V-Hz	208-230V, 1Ph, 60Hz
--------------	---------	---------------------

#### Cooling

Capacity	Btu/h	9000
Input	W	782
Rated current	A	6.8
EER	Btu/w	11.0
SEER	Btu/w	18

#### Heating

Capacity	Btu/h	9000
Input	W	925
Rated current	A	8.1
COP	W/W	3.11
HSPF4	Btu/w	9.5
HSPF5	Btu/w	8
MINIMUM CIRCUIT AMPACITY	A	8
MAX.FUSE	A	15
Moisture Removal	L/h	1.1

#### Compressor Electrical

Model		KSK103D33UEZ3
Type		Rotary
Brand		GMCC
Capacity	Btu/h	3100
Input	W	790
Rated current(RLA)	A	5.6
Locked rotor Amp(LRA)	A	-
Thermal protector		-
Thermal protector position		-
Refrigerant oil/oil charge	ml	ESTER OIL VG74 310 ±15 ml
Connection wiring		16AWG*4
Thermostat type		Remote Control

#### SYSTEM DATA

Design pressure	MPa	550/340
Refrigerant type	oz	R410A/30
Refrigerant precharge	ft	25
Additional charge per ft.	oz	0.161
Liquid side/ Gas side	mm(in)	Φ6.35/Φ9.52(1/4"/3/8")
Max. refrigerant pipe length	ft	82
Max. difference in level	ft.	33
Application area	sq.ft	129-189

### INDOOR UNIT DATA

Indoor fan motor		
Model		ZKFP-20-8-6-7
Brand		Welling
Input		50
RLA	A	0.06
LRA	A	-
Winding Resistance	Ω	-
Capacitor	uF	-
Speed(Hi/Mi/Lo)	r/min	1240/850/650

#### Air flow & Noise level

Indoor air flow (Hi/Mi/Lo)	CFM	309/285/187
Indoor noise level (Hi/Mi/Lo)	dB(A)	38/32/25

#### Indoor unit

Dimension(W*D*H)	inch	28.43x7.36x11.42
Packing (W*D*H)	inch	31.10x10.63x14.57
Net/Gross weight	lbs.	17.0/22.7

### OUTDOOR UNIT DATA

Outdoor fan motor		
Model		ZKFN-34-8-1-3
Brand		58
Input		34
RLA	A	0.39
LRA	A	-
Winding Resistance	Ω	77.3
Capacitor	uF	-
Speed	r/min	850/650

#### Air flow & Noise level

Outdoor air flow	CFM	1176.47
Outdoor noise level	dB(A)	52

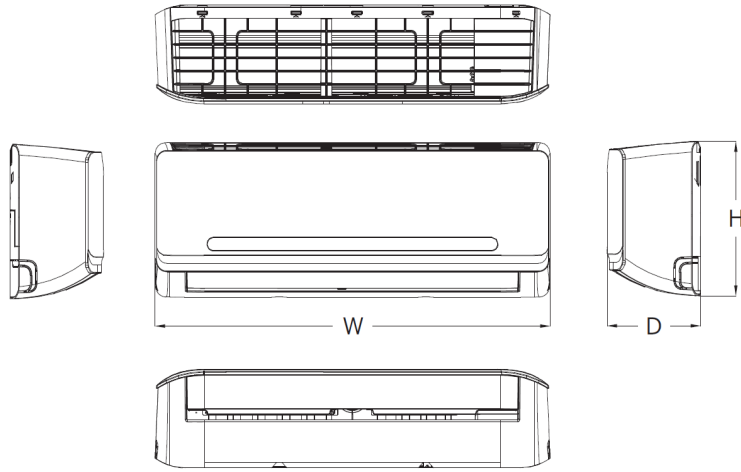
#### Outdoor unit

Dimension(W*D*H)	inch	30.31x11.81x21.85
Packing (W*D*H)	inch	35.43x13.58x23.03
Net/Gross weight	lbs.	66.8/71.87

#### Operation temperature

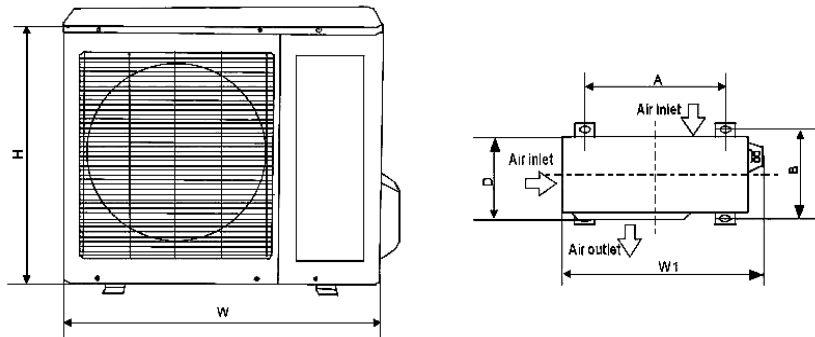
Indoor(cooling/ heating)	Deg. F	62~90/32~86
Outdoor(cooling/heating)	Deg. F	0~122/0~86

**INDOOR UNIT**



Model	W (inch)	D (inch)	H (inch)
CPG009CD(I)-B	28.43	7.36	11.42

**OUTDOOR UNIT**



Model	W (inch)	D (inch)	H (inch)	W1 (inch)	A (inch)	B (inch)
CPG009CD(O)-B	30.31	11.81	21.85	33.07	19.17	11.73