

## BREAKING NEWS!

### Now enhanced Rack PDU Customization Capabilities!

1. New Rack PDU Flexible Architecture for factory configuration!
2. Local US Manufacturing for RPDUs: Costa Mesa Factory & St Louis Rapid Prototype Lab
3. Rack PDU Configurator

See more details on page 4!



# Custom Rack Systems

Assembled & Configured-to-Order or Completely Customized Rack Systems & Rack Power Distribution

Offering customization services to our data center customers with Cabinets and Rack Power Distribution products. Your customer's needs, our engineering expertise. Dedicated engineering team to define needs, set expectations, build prototypes, co-engineer and execute a customized solution.

[www.apc.com/Custom-Rack-Systems](http://www.apc.com/Custom-Rack-Systems)

**NEW**  
FACTORY  
CONFIGURABLE  
RACK PDU!

Life Is 

**APC**  
by Schneider Electric

# Table of contents

- Overview of Capabilities.....3
- Custom PDUs.....4
- Custom Racks ATO Overview.....6
- ATO Processes and Capabilities.....7
- ATO Cabinets & Rack Accessories.....9
- Co-engineered Designs.....11
- Customization Catalog .....12
- Online Resources.....34

Life Is 




# Assemble & Configured to Order

Standardized to “Your” specifications

## Configure-to-Order Rack Power Distribution

- > Variety of Rack PDU types
- > Change input plugs, modify input cord length, and modify the Rack PDU color
- > Factory configure the outlet layout
- > Configuration in an online Design Portal tool
- > Minimum order as low as 20 units!

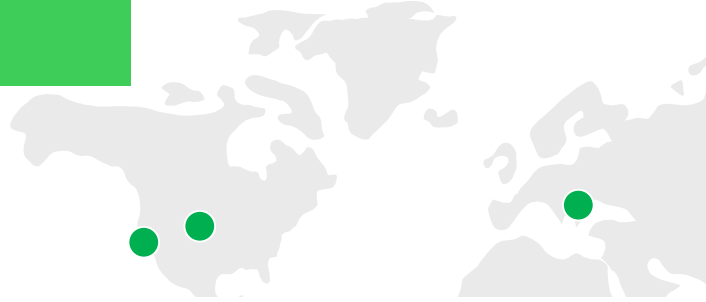


## Assemble-To-Order (ATO) Cabinets

- > Standard NetShelter SX cabinets with only the parts required
- > Remove or change cabinet components - No doors, split front doors, no sides, etc.
- > No minimum order quantity

Life Is On

**APC**  
by Schneider Electric



## Custom Rack PDUs

Ability to customize Rack PDUs within our factories locally and pre-configure them to meet your needs. Some options configured in **as little as 2 weeks with a minimum order quantity of 20!**

### Length Pre-configuration of Input Cord

Alleviate cable congestion by shortening unnecessary cord aiding in better cable and airflow management.

### Plug Type Pre-configuration of Input Cord

Avoid costly field modifications and downtime due to incorrect wiring by having done in the factory versus a certified electrician.

### Color Coding Rack PDUs

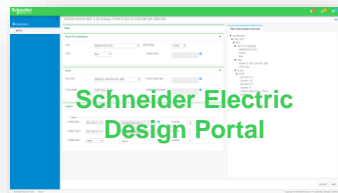
Colorcoding is proven to provide many benefits most importantly reducing human error, the major culprit of downtime. Foolproof by colorcoding every aspect including Rack PDU surface, input, and power cords.

### Outlet layout

New flexible Rack PDU architecture provides the ability to choose outlet types, amount, and placement on the Rack PDU



### Configuration

Our Custom Rack PDU designs can now be configured in our Schneider Electric Design Portal for simple selection & integration with other designs streamlining and digitizing the design and ordering process. **1**




### US & Europe Local Manufacturing Capabilities:

- Regional manufacturing & distribution center capabilities to customize from stock or build from components
- Rapid Prototype Lab
  - 4200 sq ft dedicated lab space in St Louis Missouri
  - Component inventory, assembly, test, for fast builds
  - 50% faster response for time



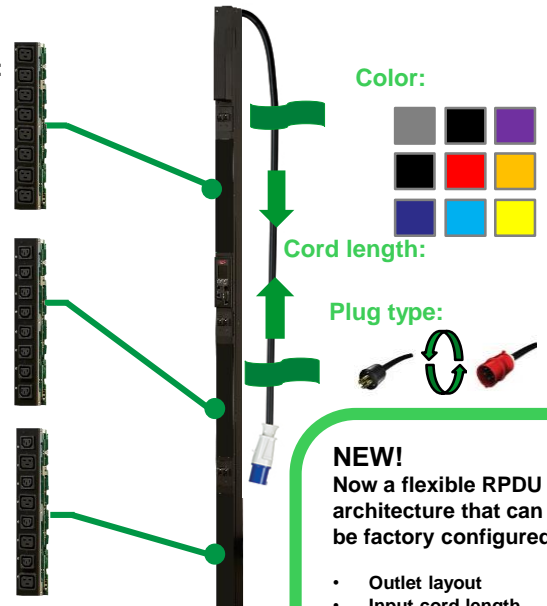
Color Changes



Cord length

Plug changes

Outlet Modules:



Color:

Cord length:

Plug type:

**NEW!**  
Now a flexible RPDU architecture that can be factory configured!

- Outlet layout
- Input cord length
- Input cord type
- Color

Thousands of configurations possible with this new architecture!

### So much more!

Other customization capabilities include new outlet wiring, configurations, additions, and layouts for completely new designs.

1. Design Portal is limited to select, premier, and elite channel partners. Contact your local sales representative to submit a request.

Life Is On



## Factory Configurable Rack PDUs


New architecture takes APC from a standard catalog of hundreds of products to now **THOUSANDS** of configurable options!

### Pre-configuring for fast customization!


- Simple configuration via Design Portal Rack PDU Configurator
- Configured and customized at Schneider Electric factories

### Overview

- **Family types:** Metered by Outlet, Switched, and Switched with Metering by Outlet
- **Voltage:** 200-415V
- **Amp:** 20-50A
- **Outlet capacity:** 24 outlets – C13s , C19s
- **Mount style:** Vertical
- **Color:** Multiple options
- **Outlet modules:**




Outlet Modules:



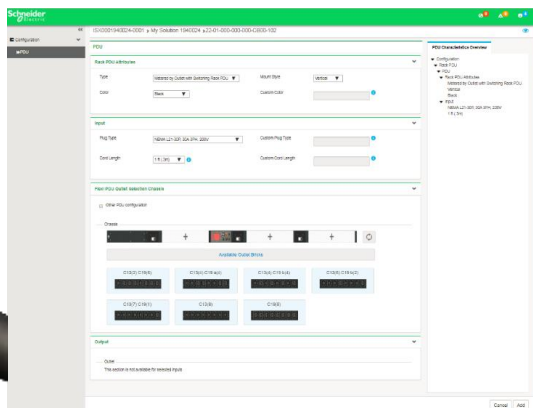
### Cord length:



### Color:



### Plug type:



### Rack PDU Configurator now features:

- Simple configuration via Design Portal Rack PDU Configurator
- New Output Configuration menu featuring factory configurable RPDU
- Choose individual outlet modules for each bank of outlets
- Selecting the right Rack PDU
- Digitizing and automation saves time
- Leverages Schneider Electric Design Portal (pricing, services with other tools ISXD & LEC)

Life Is On



## Assemble to Order

### General ATO Process

The Cabinet ATO (Assemble-to-Order) provides a level of customization for cabinet customers beyond the standard cabinet SKUs. This customization is limited to the assembly of the cabinet itself and now a selection of cable managers and Rack Power Distribution Units (PDUs). For example, the cabinet can be assembled without sides, doors, or a roof. In addition, special mounting rails can be installed in place of the standard square hole rails for customers requiring threaded options or 23" EIA mounting. This system is not driven from an online build-out-tool such as the ISX Designer. To request an ATO cabinet configuration please contact an APC sales representative by visiting: [APC.com Contact Sales Support Site](#) or email [customracks@schneider-electric.com](mailto:customracks@schneider-electric.com).



### Common ATO Configuration Reference (without doors, without sides, without doors & sides)

For common requests, such as cabinets without sides or without sides and doors, generic part numbers have been setup to provide faster assistance. For other configurations please contact an APC sales representative by visiting: [APC.com Contact Sales Support Site](#) or email [customracks@schneider-electric.com](mailto:customracks@schneider-electric.com).

NetShelter SKU	Height	Width	Depth	Application
AR3100 <sup>1</sup>	42U	24 in.	42 in.	Low/medium-density servers
AR3105	45U	24 in.	42 in.	Low/medium-density servers
AR3107 <sup>1</sup>	48U	24 in.	42 in.	Low/medium-density servers
AR3150 <sup>1</sup>	42U	30 in.	42 in.	Networking and blade applications
AR3155	45U	30 in.	42 in.	Networking and blade applications
AR3157 <sup>1</sup>	48U	30 in.	42 in.	Networking and blade applications
AR3300 <sup>1</sup>	42U	24 in.	47.5 in.	Medium/high-density servers
AR3305	45U	24 in.	47.5 in.	Medium/high-density servers
AR3307 <sup>1</sup>	48U	24 in.	47.5 in.	Medium/high-density servers
AR3350 <sup>1</sup>	42U	30 in.	47.5 in.	HD networking and blade applications
AR3355	45U	30 in.	47.5 in.	HD networking and blade applications
AR3357 <sup>1</sup>	48U	30 in.	47.5 in.	Networking and blade applications
AR3140 <sup>1</sup>	42U	30 in.	42 in.	High-density networking
AR3340	42U	30 in.	47.5 in.	Very high-density networking
AR3347	48U	30 in.	47.5 in.	Very high-density networking
AR3200	42U	24 in.	42 in.	2 x 20U compartments for colocation
AR3104	24U	24 in.	42 in.	Remote server applications
AR3810	42U	24 in.	32.5 in.	Audiovisual applications
AR3812	42U	24 in.	32.5 in.	Audiovisual applications
AR3814	24U	24 in.	32.5 in.	Audiovisual applications

<sup>1</sup> The following can be preconfigured without standard doors and side panels. Reference part numbers AR3\_\_\_X609 for no sides, AR3\_\_\_X610 for no doors, and AR3\_\_\_X617 for no sides/no door.

Life Is On



## Assemble to Order

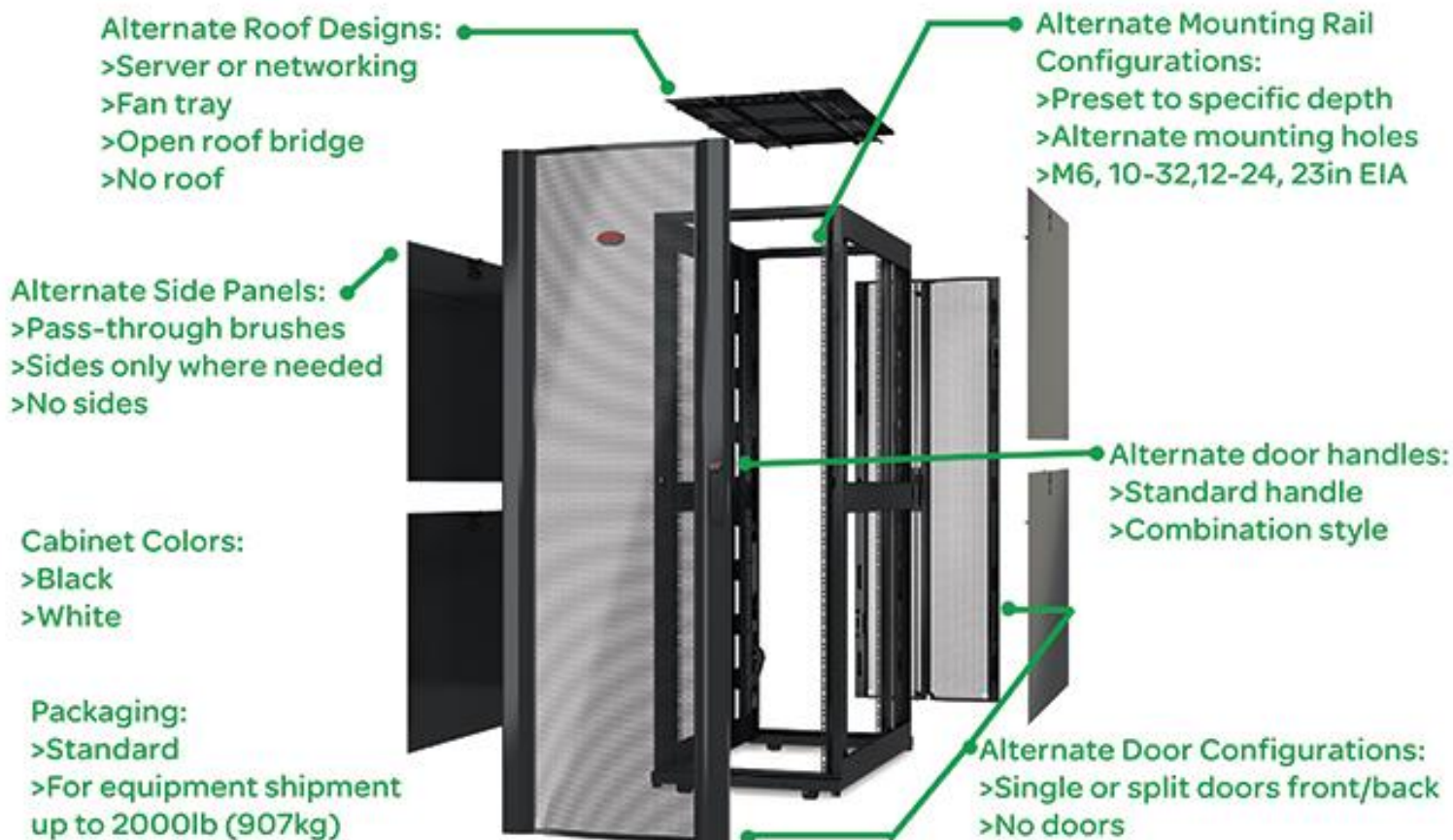
### Cabinet Modifications or Cabinet Component Changes

Modify the standard cabinet to meet specific needs or change out the interchangeable components with other accessory components to meet the need of the application. For example:

- > Expecting very large cable volumes? **Swap out the standard roof for a networking style**
- > Unique equipment with mounting requirements for AV? **Have the standard equipment mounting rails replaced with 10-32**
- > Planning for passing of cabling between cabinets? **Have side panels with pass-through brush strips installed instead of solid sides.**
- > Colocation requirement for all combination style handles? **Replace the standard with a combination style.**
- > Any of the modifications above for a rack-and-stack project? **No problem, choose whether to use standard or shock packaging for equipment shipment up to 2000lb (900kg)**

All of these modifications and more can be done at the factory saving installation and setup time upon the arrival of the cabinet at the end user site.

### Cabinet Component Changes – Choose from:



## Now Save More on Installation & Shipping with Pre-Integrated Accessories!

Life Is On

**APC**  
by Schneider Electric


## Assemble to Order

### Pre-integrated Accessories

**NetShelter SX Rear Vertical Zero U Accessory Channels enable pre-integrated cabinet solutions with Rack PDUs & Cable Management Accessories for fastest installation time!**

#### Industry Pioneer of Toolless Accessory Integration

Industry leader by providing vertical 0U accessory channels as part of the standard cabinet to enable pre-racked Rack PDU and Cable Management.



#### 2 x Mounting Bays Per Channel

- > Accessories designed to occupy one bay
- > Place accessories side-by-side in the channel
- > For example 2 vertical Rack PDUs per channel
- > 42in (1070mm) Deep cabinets provided with 2 channels with up to 4 Rack PDUs or Cable Managers installed per cabinet
- > 48in (1200mm) Deep cabinets provided with 4 channels with up to 8 Rack PDUs or Cable Managers installed per cabinet (excluding AR3x4x cabinets, 2 channels only)

#### Channel Designed for Accessorizing both Left / Right Side of Cabinet

- > Large rectangle cutouts for cable passthrough to adjacent enclosure
- > Medium rectangle for toolless mounting AR8444 fiber spools
- > T-shape cutout for hook-and-loop or cable ties AR8621
- > Square holes for cage nut fasteners or toolless quarter turn fasteners AR8621 or AR7540
- > Tear drop cutout for vertical Rack PDUs and Cable Managers

Life Is On






## Assemble to Order Preconfigured Cabinets with Cable Management

Steps:

1. Select cable manager (s)
2. Select placement front/rear & left/right

### 1. Select



**AR7511 – Additional Narrow Vertical 0U Accessory Channel, 42U**

- > Toolless mount Rack PDUs and cable management

**AR7580A, AR7585, AR7588 – Vertical Cable Managers for 750mm (30in) W AR3x5xCabinets**

- > Low profile vertical cable management
- > Support 60 to 90 Cat 6/Cat 6a data cables
- > Mount toollessly on the vertical 0U accessory channel

**AR7721, AR7722, AR7723– Low-profile, Vertical Cable Organizer, Plastic Cable Guides**

- > Installs toollessly and lower profile than AR8442
- > Cable guides align with every u-space
- > Dedicated version for each enclosure height 42, 45, 48U

**AR8442 – Vertical Cable Organizer, 8 Cable Rings, Zero U**

- > Mounts toollessly on the vertical 0U accessory channel

**AR8443A – Vertical Fiber Organizer**

- > Installs toollessly
- > Fiber spool only kit available AR8444

**AR7710 – Cable Containment Brackets with Rack PDU Mounting**


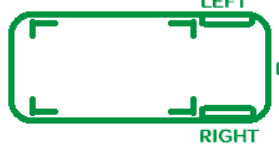
- > Low profile vertical cable management
- > Support 60 to 90 Cat 6/Cat 6a data cables
- > Mount toollessly on the vertical 0U accessory channel

**AR7540 – Toolless Cable Management Ring**

- > Low profile vertical cable management
- > Mount toollessly on the vertical 0U accessory channel
- > Quantity of 10

**2.**

FRONT LEFT REAR RIGHT



Life Is On

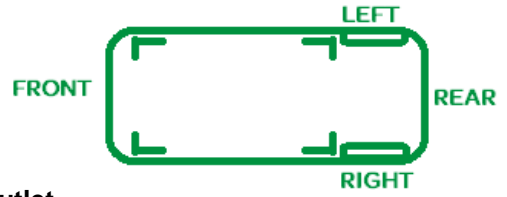
**APC**  
by Schneider Electric

PRELOAD THE POWER!

## Assemble to Order Preconfigured Cabinets with Rack PDUs

Steps:

1. Select Rack PDU (s)
2. Select placement at the rear of the cabinet-left/right
3. Select input cord orientation –up/down



### 1. Select

#### Switched with Metering By Outlet

- > Provide greater power management
- > Individual outlet-level power metering
- > User-resettable energy (kWh) logs for capacity planning and energy-efficiency initiatives

Rated Input Voltage	Input Circuit	Nominal Power	Input Plug Type	Output Receptacles	Cord Length	APC SKU
100-240	20A	3.3kW	NEMA L6-20P	(2)C13, (3)C19	3.0 m	AP8659NA3
100-240	20A	3.3kW	IEC-320 C20	(2)C13, (3)C19	Inlet	AP8659
200-240	30A	5.0kW	NEMA L6-30P	(2)C13, (3)C19	3.0 m	AP8641
208	20A, 3Φ	5.7kW	NEMA L21-20P	(2)C13, (3)C19	1.8 m	AP8661
400-415	16A, 3Φ	1kW	IEC309-16A 3P+N+PE	(2)C13, (3)C19	1.8 m	AP8681

#### Switched Rack PDU

- > Metered functionality
- > Individual outlet control to power cycle outlets
- > Manage on/off equipment sequencing

Rated Input Voltage	Input Circuit	Nominal Power	Input Plug Type	Output Receptacles	Cord Length	APC SKU
120	20A	1.9kW	NEMA L5-20P	(24)5-20	3.0 m	AP8930
120	30A	2.9kW	NEMA L5-30P	(24)5-20	3.0 m	AP8932
100-240	20A	3.3kW	NEMA L6-20P	(2)C13, (3)C19	3.0 m	AP8959NA3
200-240	30A	5.0kW	NEMA L6-30P	(2)C13, (3)C19	3.0 m	AP8941
208	30A, 3Φ	8.6kW	NEMA L21-30P	(2)C13, (3)C19	1.8 m	AP8965
200-240	50A, 3Φ	12.5kW	CS8365C	(2)C13, (3)C19	1.0 m	AP7968
					3.0 m	AP7998
400-415	16A, 3Φ	1kW	IEC309-16A 3P+N+PE	(2)C13, (3)C19	1.8 m	AP8981

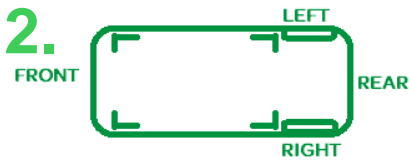

#### Metered Rack PDU

- > Real-time remote monitoring of connected loads
- > User-defined alarms warn IT and data center managers of potential circuit over loads to prevent accidental power loss to critical equipment

Rated Input Voltage	Input Circuit	Nominal Power	Input Plug Type	Output Receptacles	Cord Length	APC SKU
100-120	20A	1.9kW	NEMA L5-20P	(24)5-20	3.0 m	AP8830
100-240	20A	3.3kW	NEMA L6-20P	(16)C13, (2)C19	3.0 m	AP8858NA3
200-240	30A	5.0kW	NEMA L6-30P	(36)C13, (6)C19	3.0 m	AP8841
120/208 3Φ	20A, 3Φ	5.7kW	NEMA L21-20P	(36)C13, (6)C19, (2)5-20	1.8 m	AP8861
120/208 3Φ	30A, 3Φ	8.6kW	NEMA L21-30P	(36)C13, (6)C19, (2)5-20	1.8 m	AP8865
200-240	50A, 3Φ	10.0kW	CS8365C	(36)C13, (6)C19	1.8 m	AP8868
200-240	60A, 3Φ	17.3kW	IEC309-60A 3P+PE	(6)C13, (12)C19	1.8 m	AP8866
400-415	16A, 3Φ	1kW	IEC309-16A 3P+N+PE	(36)C13, (6)C19	1.8 m	AP8881

#### Basic Rack PDU

- > Reliable power distribution



### 3. Orientation

For a comprehensive list visit [www.apc.com](http://www.apc.com) Rack Power Distribution.

Need help selecting? Rack PDU Selector <http://www.apc.com/tools/selector/pdu/index.cfm>

Life Is On



# Co-Engineered Designs

## Simplifying and streamlining unique requests

- > Schneider Electric brings unparalleled engineering and supply chain knowledge to the custom rack market with Completely New Cabinets and Rack PDU Designs
- > Offering dedicated services to our Datacenter customers
- > A co-engineered solution, customers needs, our engineering expertise
- > Dedicated engineering team to define needs, set expectations, build prototypes, co-engineer and execute on solutions

## Ground up design capabilities

- > Unique cabinet colors, dimensional changes, Rack PDU outlet configurations
- > New cabinet, airflow management, and accessory designs that may/may not leverage standard product offering



Unique Color Options for Aesthetics or Corporate Branding



New Heights up to 60U



New Outlet Configurations

Life Is On

**APC**  
by Schneider Electric

## Specialized Branding with Cabinet and Rack Components

NetShelter SX cabinets and Rack PDUs modified to meet unique requirements to align with brand standards, logos, campaigns or just simply data center documentation.



### FRONT DOOR BRANDING

- > Logo badges with unique logo or artwork screen printed or molded
- > Custom fabricated metal work




### COMPONENT MODIFICATIONS

- > Unique side panel or door to match branding or color coding

### COLOR CODING

- > Component color and finish modified to meet color requirements



Description	Part #
Custom Front Door Badges	For requests see contact information below
Blank Front Door Badges	AR7001X384*
VBLOCK Side Panel for NetShelter SX 42U x 1200mm Deep Enclosure, Black	AR7303X261*
NetShelter SX and Rack Power Distribution Color Coding	For requests see contact information below

Life Is On



\*For orders, pricing, & availability please view the price book & contact [CustomRacks@schneider-electric.com](mailto:CustomRacks@schneider-electric.com).

# High Strength NetShelter SX IT Cabinet and Shock Packaging System

*“Rack and stack” made Easy for Equipment Integrators Shipping Converged and Hyperconverged systems weighing up to 3500lb!*



**CUSTOMIZABLE RACK PLATFORM**

- > Fully tested design ranging from 42-48U tall, 600-800mm wide, and 1070-1200mm deep
- > Additional heights/depths tailored to your needs
- > Height matches NetShelter SX platform for compatibility with APC 3ph power and cooling platforms



**VERTICAL & HORIZONTAL STIFFENERS**

- > Additional bracing with thicker gauge metal to support center and front to rear with increased IT loads
- > No interference with EIA 19in equipment space



**ROBUST EQUIPMENT FASTENING SYSTEM**

- > Additional bracing to support increased IT loads
- > Robust mounting rails thicker gauge metal

High Strength



Standard

**HEAVY DUTY CASTORS / LEVELING FEET / CABINET BASE**

- > Easy maneuver castors fully rated to support rolling loads up to 3500lb static load rating of 4200lb



Standard 600mm Wide for comparison

**3500lb Shipping Rating**



High Strength 600mm Wide

**COMPLETE OUTER WRAP & PROTECTIVE FRONT/REAR SIDE INSERTS**

- > Conceals cabinet contents and shields equipment from dust and debris

**MULTI-LAYER PALLET & RE-USABLE RAMP**

- > Absorbs impact and vibration during transit
- > Ramp supplied separately to safely remove the heavy loaded rack from pallet



**Cabinets designed to safely load, transport, unload and deploy a cabinet with up to 3500lb (1600kg) of IT equipment installed.**

Description	Part #
NetShelter SX High Strength IT Cabinet with doors/sides/roof	For requests see contact information below

\*For orders, pricing, & availability please view the price book & contact [CustomRacks@schneider-electric.com](mailto:CustomRacks@schneider-electric.com).

Life Is On



## Hyperscale V2 Rack System

*Extending Schneider Electric's global rack expertise into hyperscale applications*



### Offer Features:

- Supports 21” mounting IT assets.
- Dynamic weight loading capacity of over 3,000lbs – suitable for shipping fully populated.
- Single 12vDC busbar for power distribution to IT assets.
- Backwardly compatible to v1, utilizing three busbar design.
- OU spacing of 48mm.
- Dual ‘power zones’ for installation of powershell systems.
- Front oriented cable management zone, suitable for routing data cabling overhead or underfloor.
- Shock packaging available for transportation of fully loaded racks.

### Hyperscale Rack Systems

Schneider Electric, a global leader in IT rack systems, has extended its design, manufacturing and global distribution capabilities to address the rapidly growing hyperscale market.

Offering a range of standard hyperscale rack platforms, and extensive experience in developing new hyperscale rack platforms from the ground up, Schneider Electric leverages its vast Data Center experience to help you with your hyperscale needs.

Description	Part #
NetShelter for Hyperscale	For requests see contact information below


\*For orders, pricing, & availability please view the price book & contact [CustomRacks@schneider-electric.com](mailto:CustomRacks@schneider-electric.com) .

Life Is On



# White Data Center IT Cabinets with Unique Dimensions

With white NetShelter SX cabinets now a standard offer, taller sizes than the standard 42U are now being requested to support more u-space in the same cabinet footprint.



### CABLE ACCESS ROOF

- > Five access holes with brush strips for cable passthrough, 3 without for PDU cable routing
- > Two spring loaded pins allow for easy roof removal and installation with cables in place



### EASILY ADJUSTABLE VERTICAL MOUNTING RAILS

- > Quickly in 1/4in increments and align adjusted rails with easy alignment feature
- > Simple screw and cam engagement with captive screws
- > Numbered U positions



### REMOVABLE SIDE PANELS AND FRONT/REAR DOORS

- > Half height side panels for easy and safe handling
- > Quick release latch on side panels
- > Lockable – same key for doors/side panels
- > Cabinet width the same with or without sides installed
- > Perforated front and rear doors



### VERTICAL 0U ACCESSORY CHANNEL

- > Toollessly mount cable management accessories or directly fasten cable bundles
- > Toollessly mount zero U rack power distribution options and save valuable rackmount space



Standard AR3100W



Wide / Server AR3150W



Wide / Deep Networking AR3340W



50U + Tall Options

Description	Part #
NetShelter SX 48U 600mm Wide x 1070mm Deep Enclosure with Sides SE White	AR3107W*
NetShelter SX 54U 600mm Wide x 1070mm Deep Enclosure with Sides, SE White	AR3107WX612*
NetShelter SX 54U 800mm Wide x 1070mm Deep Enclosure with Sides, SE White	AR3187WX612*
NetShelter SX 54U 800mm Wide x 1200mm Deep Enclosure with Sides, SE White	AR3387WX612*

Life Is On



by Schneider Electric


\*For orders, pricing, & availability please view the price book & contact [CustomRacks@schneider-electric.com](mailto:CustomRacks@schneider-electric.com).

## Data Center IT Cabinet with Shallow Depth

**Shallow depth for tight spaces that a standard 42in (1070mm) Depth cabinet cannot fit. Designed for AV purpose built for IT.**

### STANDARD OR CONDUIT ROOF

- > Standard roof for AR3105X418
- > Two spring loaded pins allow for easy roof removal and installation with cables in place
- > Shallow depth options of 825mm include:
  - >> Four removable conduit access panels with holes varying in size and two cable access slots with brush strips for air containment



### EASILY ADJUSTABLE VERTICAL MOUNTING RAILS

- > To align, match the shapes along the side brace to the visible shapes shown through the opposite rail
- > Simple screw and cam engagement with captive screws
- > Easily align rails and adjust in 1/4 inch increments
- > Toollessly mount busbars on shallow depth 825mm options
- > Numbered U positions



### REMOVABLE SIDE PANELS AND FRONT/REAR DOORS

- > Half height side panels for easy and safe handling
- > Quick release latch on side panels
- > Lockable – same key for doors/side panels
- > Enclosure width the same with or without sides installed
- > Perforated front and rear doors
- > Split rear doors for better clearance in aisle



### VERTICAL 0U ACCESSORY CHANNEL

- > Toollessly mount cable management accessories or directly fasten cable bundles
- > Toollessly mount power distribution
- > Toollessly mount busbars



### CASTORS AND ADJUSTABLE LEVELLING FEET

- > Both are pre-installed and standard on all enclosures
- > Levelling feet easily adjustable from the top down



Description	Part #
NetShelter SX 45U 600mm Wide x 915mm Deep Enclosure with Sides, Black	AR3105X418*
<b>Other Shallow Depth Options to Consider</b>	
NetShelter SX 24 & 42U 600mm Wide x 825mm Deep Enclosure with Sides Black	Avail via ATO*
<b>Standard Shallow Design for Audio/Visual Applications</b>	
NetShelter SX 42U 600mm Wide x 825mm Deep Enclosure with Sides Black	AR3810
NetShelter SX 24U 600mm Wide x 825mm Deep Enclosure with Sides Black	AR3812
NetShelter SX 42U 600mm Wide x 825mm Deep Enclosure without Sides Black	AR3814

Life Is On



\*For orders, pricing, & availability please view the price book & contact [CustomRacks@schneider-electric.com](mailto:CustomRacks@schneider-electric.com).



## Data Center IT Cabinet Extra Deep

*Extra deep for high density applications which require more power and space. Designed for high performance / super computing in mind.*

### EXTRA DEEP FRAME

- > Deep frame attaches to standard NetShelter SX cabinet frame to provide additional depth required for deeper IT equipment chassis and attached power and network connectivity cabling

### ADDITIONAL VERTICAL 0U ACCESSORY CHANNELS

- > Additional sets of accessory channels to add more Rack PDUs to the standard configuration and support these high density configurations
- > Toollessly mount cable management accessories or directly fasten cable bundles
- > Toollessly mount power distribution
- > Toollessly mount busbars



### REMOVEABLE SIDE PANELS

- > Half height side panels for easy and safe handling
- > Lockable – same key for doors/side panels
- > Enclosure width the same with or without sides installed
- > Additional side panels for the deep frame assembly



Front

Rear

Rear with doors open

Description	Part #
NetShelter SX 42U 600mm Wide x 1600mm Deep Enclosure with Sides Black	AR3300X754*

Life Is On



\*For orders, pricing, & availability please view the price book & contact [CustomRacks@schneider-electric.com](mailto:CustomRacks@schneider-electric.com) .

## Unique Width Data Center IT Cabinet


**Alternate cabinet widths to meet data center IT cabinet specifications driven by the surrounding environment or unique space requirements**

### STANDARD CABINET WIDTH

> 24in (600mm) W cabinet matches width of raised floor tiles and is a standard width in the industry

### WIDER CABINETS

- > Align with IT room specifications to which the cabinet will be placed into
- > Offer more space for cable routing and airflow at the side of the equipment mounting space
- > Provides equipment clearance at the back of the cabinet for mounting cable management and vertical Rack PDUs



Standard Width



700mm Width



800mm Width

Description	Part #
NetShelter SX 42U 800mm Wide x 1070mm Deep Enclosure with Sides Grey	AR3180G*
NetShelter SX 42U 800mm Wide x 800mm Deep Enclosure with Sides Black	AR3180X719*
NetShelter SX 48U 800mm Wide x 1070mm Deep Enclosure with Sides Grey	AR3187G*
NetShelter SX 54U 800mm Wide x 1070mm Deep Enclosure with Sides, SE White	AR3187WX612*
NetShelter SX 50U 800mm Wide x 1070mm Deep Enclosure with Sides Black	AR3187X507*
NetShelter SX 42U 700mm Wide x 1200mm Deep Enclosure with Sides Black	AR3330X266*
NetShelter SX 42U 800mm Wide x 1200mm Deep Enclosure with Sides Black	AR3380X266*
NetShelter SX 46U 800mm Wide x 1200mm Deep Enclosure with Sides Black	AR3380X422*
NetShelter SX 48U 800mm Wide x 1200mm Deep Enclosure with Sides Grey	AR3387G*
NetShelter SX 54U 800mm Wide x 1200mm Deep Enclosure with Sides, SE White	AR3387GWX612*
NetShelter SX 50U 800mm Wide x 1200mm Deep Enclosure with Sides Black	AR3387X507*

Life Is On




\*For orders, pricing, & availability please view the price book & contact [CustomRacks@schneider-electric.com](mailto:CustomRacks@schneider-electric.com).

# Unique Dimensions

## Data Center IT Cabinet Above 48U

**Maximize every cabinet floor space with cabinets taller than the standard 48U that offer more u-space per rack space.**



### CABLE ACCESS ROOF

- > Five access holes with brush strips for cable passthrough, 3 without for PDU cable routing
- > Two spring loaded pins allow for easy roof removal and installation with cables in place

### EASILY ADJUSTABLE VERTICAL MOUNTING RAILS


- > Quickly in 1/4in increments and align adjusted rails with easy alignment feature
- > Simple screw and cam engagement with captive screws
- > Numbered U positions

### REMOVABLE SIDE PANELS AND FRONT/REAR DOORS

- > Half height side panels for easy and safe handling
- > Quick release latch on side panels
- > Lockable – same key for doors/side panels
- > Cabinet width the same with or without sides installed
- > Perforated front and rear doors

### VERTICAL 0U ACCESSORY CHANNEL

- > Toollessly mount cable management accessories or directly fasten cable bundles
- > Toollessly mount zero U rack power distribution options and save valuable rackmount space



#### Description

#### Part #

NetShelter SX 54U 600mm Wide x 1070mm Deep Enclosure with Sides, SE White	AR3107WX612*
NetShelter SX 50U 600mm Wide x 1070mm Deep Enclosure with Sides White	AR3107WX507*
NetShelter SX 54U 800mm Wide x 1070mm Deep Enclosure with Sides, SE White	AR3187WX612*
NetShelter SX 50U 800mm Wide x 1070mm Deep Enclosure with Sides Black	AR3187X507*
NetShelter SX 50U 600mm Wide x 1200mm Deep Enclosure with Sides Black	AR3307X507*
NetShelter SX 54U 600mm Wide x 1200mm Deep Enclosure with Roof and Sides, Black	AR3307X612*
NetShelter SX 52U 600mm Wide x 1200mm Deep Enclosure with Sides Black	AR3307X674*
NetShelter SX 54U 750mm Wide x 1200mm Deep Networking Enclosure with Sides	AR3347X612*
NetShelter SX 52U 750mm Wide x 1200mm Deep Enclosure with Sides, Networking Roof, Black	AR3357X498*
NetShelter SX 52U 750mm Wide x 1200mm Deep Enclosure with Sides Black	AR3357X674*
NetShelter SX 52U 750mm Wide x 1200mm Deep Enclosure Without Sides Black	AR3357X697*
NetShelter SX 54U 800mm Wide x 1200mm Deep Enclosure with Sides, SE White	AR3387WX612*
NetShelter SX 50U 800mm Wide x 1200mm Deep Enclosure with Sides Black	AR3387X507*

Life Is On

**APC**


by Schneider Electric

\*For orders, pricing, & availability please view the price book & contact [CustomRacks@schneider-electric.com](mailto:CustomRacks@schneider-electric.com).

# Unique Dimensions

## Top of Rack – Add-on Rack Space

**Maximize rack footprint even when presented with challenges such as door or shipping height restrictions. Attach this rack accessory onto new or existing installations to increase total rack u-space to new heights!**



### Attaches to standard NetShelter SX

> Attach the frame to the top of the NetShelter SX through the eyebolt holes on the top frame of the cabinet

### Provides convenient secure space


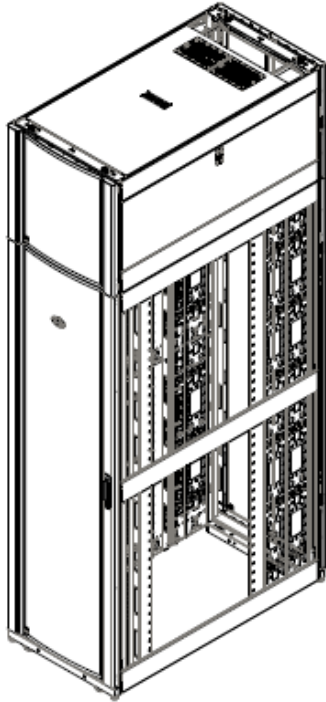
> Populate the top with networking switches, patch panels and still keep those assets secure and safe from intrusion with lockable front, rear, and side panels.

### Similar specifications to the standard

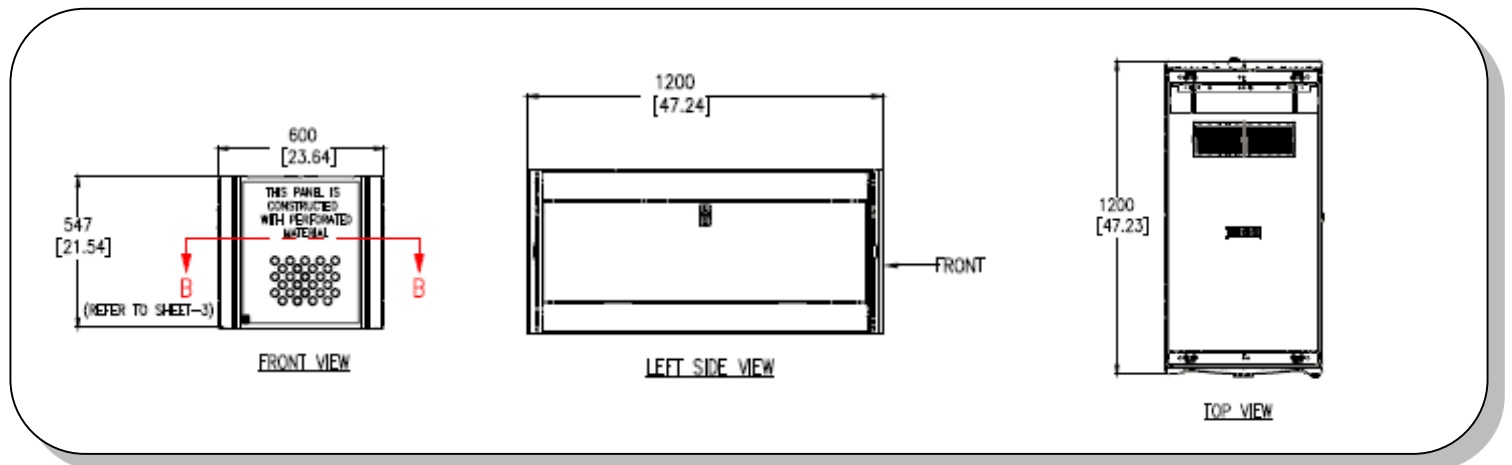
> Specifications of the top of rack accessory match the specifications of the standard NetShelter SX

### Customize to suit unique needs

> Customize the top of rack to meet unique dimensions and match the cabinet beneath dimensions or even color and accessories such as brush strips and access holes



## Product Profile (Front, Side, Top)



Description	Part #
NetShelter SX Top Mounted Rack for Additional U-space	For requests see contact information below

Life Is On



\*For orders, pricing, & availability please view the price book & contact [CustomRacks@schneider-electric.com](mailto:CustomRacks@schneider-electric.com).

©2018 Schneider Electric. All rights reserved. Other trademarks are property of their respective owners. Specifications are subject to change without notice.

# Unique Dimensions

## Data Center IT Cabinet Below 24U

**A design for less than 24U meets specific height restrictions for tight spaces that still require a standard IT cabinet design and depth for server applications.**



### CABLE ACCESS ROOF

- > Five access holes with brush strips for cable passthrough and for maintaining air containment, three access holes for power distribution
- > Two spring loaded pins allow for easy roof removal and installation with cables in place



### EASILY ADJUSTABLE VERTICAL MOUNTING RAILS

- > To align, match the shapes along the side brace to the visible shapes shown through the opposite rail
- > Simple screw and cam engagement with captive screws
- > Easily align rails and adjust in 1/4 inch increments
- > Numbered U positions



### REMOVABLE SIDE PANELS AND FRONT/REAR DOORS

- > Half height side panels for easy and safe handling
- > Quick release latch on side panels
- > Lockable – same key for doors/side panels
- > Enclosure width the same with or without sides installed
- > Perforated front and rear doors
- > Split rear doors for better clearance in aisle




### VERTICAL 0U ACCESSORY CHANNEL

- > Toollessly mount cable management accessories or directly fasten cable bundles
- > Toollessly mount power distribution



### CASTORS AND ADJUSTABLE LEVELLING FEET

- > Both are pre-installed and standard on all enclosures
- > Levelling feet easily adjustable from the top down



Description	Part #
NetShelter SX 17U 600mm Wide x 1070mm Deep Enclosure with Sides Black	AR3100X772*

Life Is On



\*For orders, pricing, & availability please view the price book & contact [CustomRacks@schneider-electric.com](mailto:CustomRacks@schneider-electric.com) .

## Wallmount Unique Design 4U

**Shallow low profile design with vertical U mounting for tight spaces**

### CABLE ACCESS ROOF & NETWORK ACCESS POINT

- > Integrated brush strip for cable passthrough up to 100-130 Cat6 or Cat6a cables
- > Access hole for network jack or plate integration top & bottom

### 4U OF MOUNTING SPACE POSITIONED VERTICALLY

- > Numbered 19in EIA U space
- > Access from either side of the cabinet
- > Integrated shelf for miscellaneous device mounting

### SECURE EASY CABINET ACCESS WITH HINGING SIDE PANELS & DOOR


- > 3 digit combination style handle on front door
- > Quick release latch on front door for removal
- > Side panels hinge open on both sides
- > Side panels Lockable – same key for doors/side panels

### SECURE / SIMPLE / ROBUST INSTALLATION

- > 4 attachment locations at the backside of the cabinet
- > Accessible only from the inside of the cabinet

### INTEGRATED GROUNDING

- > Quick release grounding wire and cabinet components
- Inherently grounded to the cabinet frame



Rear



Side – Open & Closed

Switch

Patching

Router

UPS



Front open – Misc Device Mounting

Media Devices

PC



UPS Mounting Shelf Integrated with Top / Bottom Placement Option

(APC SMT1500 1500VA shown)

Description

Part #

NetShelter WX 4U 600mm W x 550mm D x 253mm x 880mm H

For requests see contact information below

Life Is On

**APC**

by Schneider Electric

\*For orders, pricing, & availability please view the price book & contact [CustomRacks@schneider-electric.com](mailto:CustomRacks@schneider-electric.com).

## Bareframe Data Center IT Cabinet

**NetShelter SX Cabinet Frame construction for IT equipment loading up to 2,250lb caster load and 3,000lb levelling foot load with the bare minimum components for IT installation**

### NO CABLE ACCESS ROOF

- > Unobstructed access at the top of the cabinet frame for cable entry/exit
- > Leaves open space for alternate cabling systems such as wire basket tray, ladder racking, or roof bridge
- > Lower cost cabinet solution with less components



### EASILY ADJUSTABLE VERTICAL MOUNTING RAILS

- > To align, match the shapes along the side brace to the visible shapes shown through the opposite rail
- > Simple screw and cam engagement with captive screws
- > Easily align rails and adjust in 1/4 inch increments
- > Numbered U positions

### NO SIDE PANELS AND FRONT/REAR DOORS

- > Unobstructed access to the side of the cabinet
- > Lower cost cabinet solution with less components



### CASTORS AND ADJUSTABLE LEVELLING FEET

- > Both are pre-installed and standard on all enclosures
- > Levelling feet easily adjustable from the top down



Description	Part #
NetShelter SX48U 600mm W x 1070mm Deep without Sides, Without Front Door, Black	AR3107X655*
NetShelter SX48U 750mm W x 1070mm Deep without Sides, Without Front Door, Black	AR3157X655*
NetShelter SX48U 600mm W x 1200mm Deep without Sides/Front Door, 2 Channels, Black	AR3307X656*
NetShelter SX48U 750mm W x 1200mm Deep without Sides/Front Door, 2 Channels, Black	AR3357X656*

Life Is On



\*For orders, pricing, & availability please view the price book & contact [CustomRacks@schneider-electric.com](mailto:CustomRacks@schneider-electric.com).

## Data Center IT Cabling Cabinet

**Cabling side car that attaches onto the side of a standard 42in (1070mm) D cabinet to provide a dedicated area for cable routing and management .**

### SIDECAR ATTACHMENT TO NETSHELTER SX

- > Sidecar attaches to the NetShelter SX standard 42in (1070mm) D frame
- > Allows for cabling to be managed outside and in between IT cabinets in high density cabling applications



### SIDECAR FEATURES

- > 4.5in (115mm ) W sidecar with integrated cable management via NetShelter SX accessory channels and front-to-rear horizontal cable channles
- > Front and rear doors for easy access to the inside of the side car for cable routing and management without having to access the attached IT cabinet

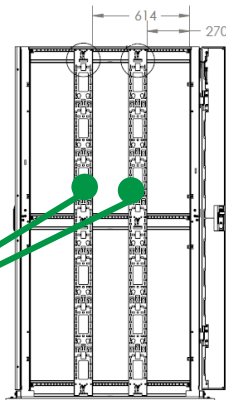
### PASSTHROUGH SIDE PANEL WITH BRUSHES

- > Split side panels with passthrough openings and brush strips to cover the openings allow for cabling to be passed out of the sidecar and into adjacent cabinets, sidecars, or other cabling routing systems.

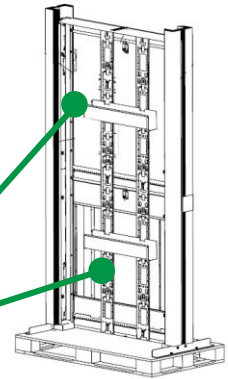


## Product Profile (Front, Rear, Side)

NetShelter SX Accessory Channels for toollessly a Rack PDUs, and Cable Management



Horizontal cable channels allow for front-to-rear cable management inside the sidecar and prevent sagging of large bundles of cable.



#### Description

NetShelter SX 42U 155mm Wide x 1070mm Deep Cable Management Sidecar with Brush Side Panels, Black

#### Part #

AR3100X614\*

Life Is On

**APC**  
by Schneider Electric

\*For orders, pricing, & availability please view the price book & contact [CustomRacks@schneider-electric.com](mailto:CustomRacks@schneider-electric.com) .



## Energy Smart Rack Engineered for Dell

*The Energy Smart cabinet is a stand-alone containment solution that can overcome density limitations and improve cooling efficiency in a raised-floor data center.*

### Solid Front Door

> Encloses front of cabinet to capture cool air entering the cabinet from beneath through a perforated floor tile.

### Front Cabinet Extension

> Unique structure attaches at the front of the cabinet to allow cool air to flow at the front of the cabinet from beneath through a perforated floor tile

### Specialized Airflow Management

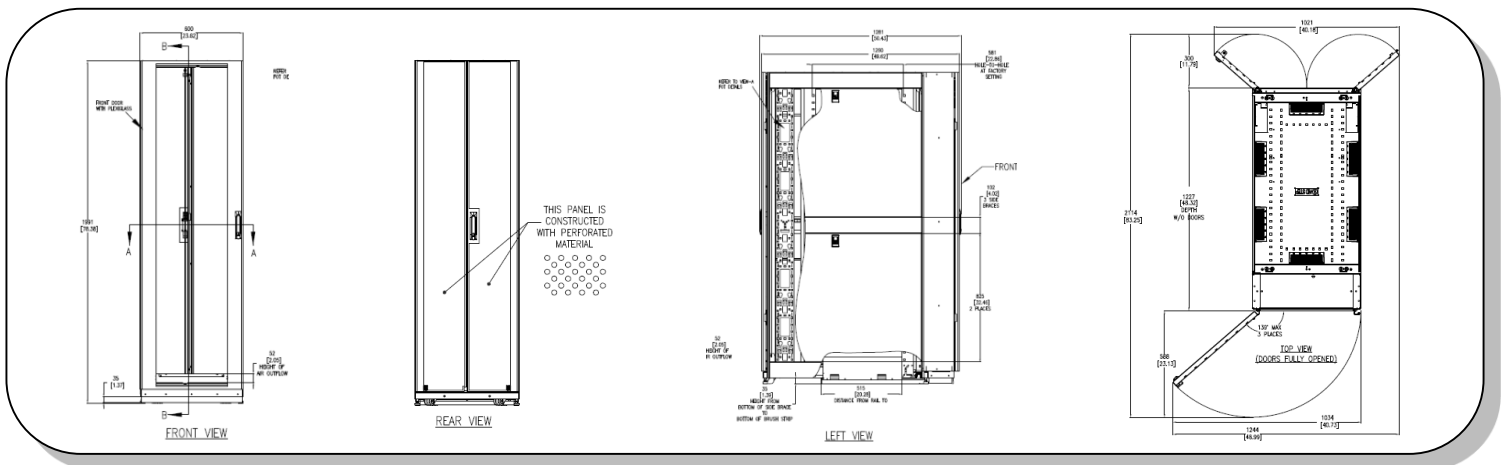
> 2U horizontal plenum directs air to the front of the rack, while a front extension allows the air to travel the full height of the cabinet  
 > The horizontal plenum extends to the rear mounting rails to allow for maximum open floor tile area under the enclosure

### Specialized Containment

> Brushes around the plenum ensure airflow is directed to the intake of the IT equipment



## Product Profile (Front, Rear, Side, Top) (AR3100X721 shown)



Description	Part #
NetShelter SX 40U 600mm/1070mm w/ Roof/Sides/Front Plenum and 2U Bottom Duct	AR3100X721*
NetShelter SX 40U 600mm/1200mm w/ Roof/Sides/Front Plenum and 2U Bottom Duct	AR3300X721*

Life Is On



\*For orders, pricing, & availability please view the price book & contact [CustomRacks@schneider-electric.com](mailto:CustomRacks@schneider-electric.com).

## Color Application Labels for Field Installation

Rack PDU chassis in Various Colors to Color Code Power Configurations and Reduce Human Error



Color coded labels to apply to the surface of the Rack PDU and around input cords to clearly identify the Rack PDU as one power source or another. These labels can be applied in the field prior to installation or to existing installations.

### Pair with Color Coded Cords for a Completely Color Coded Power Path

Color coded locking power cords in multiple lengths clearly identify the outlet as connected to a specific color coded power source. See all options on page 13.

### Also now available through factory pre-configuration

Now available as a pre-configuration option through local factories and configuration requests submitted through the Schneider Electric Design Portal – Rack PDU Configurator. Design Portal is limited to select, premier, and elite channel partners. For access or to submit a request contact your local APC sales representative.



Red or Blue options

Description	Part #
Rack PDU Red Colored Label Kit	AP8000RED*
Rack PDU Blue Colored Label Kit	AP8000BLU*

\*For orders, pricing, & availability please view the price book & contact [CustomRacks@schneider-electric.com](mailto:CustomRacks@schneider-electric.com).

©2018 Schneider Electric. All rights reserved. Other trademarks are property of their respective owners. Specifications are subject to change without notice.

Life Is On



## Rack PDU Complete Chassis Color

**Colorcoding Rack PDUs is proven to provide many benefits to data centers and most importantly reduce human error, the major culprit of downtime.**

### LABELING REDUNDANT POWER

> With multiple color options data centers can standard on primary power with one color and redundant power for another for easy identification

### REDUCE HUMAN ERROR

> Identify critical power with one color and implement change control and processes around that particular color

### POWER PATH RECOGNITION

> Implement a common color scheme from "plant to plug" along the power path from the facility level all the way to the IT power plug

### VOLTAGE IDENTIFICATION

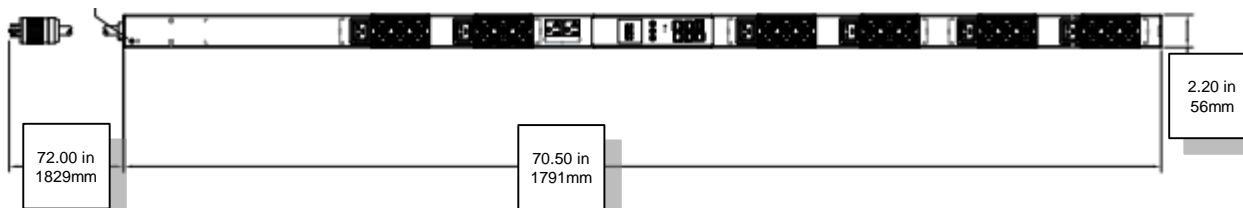
> For cabinets with mixed voltages identify the different voltages by specific colors. Additionally add colored power cords to identify different voltages on the same Rack PDU

### PAIR LIGHT COLOR RACK PDU WITH LIGHT CABINET

> For the best visibility and usable work environment for those having to manage Rack Power Distribution in IT environments use light colored Rack Power Distribution in IT environments use light colored Rack PDUs and white IT cabinets for the best possible visibility and even allow reduced lighting in these IT environments



## Product Profile (Front)



### Description

Rack PDU 2G, Metered, ZeroU, 5.7kw, 208V, (36) C13 & (6) C19& (2) 5-20s with 10ft L21-20P Input Cord, All White Chassis

### Part #

AP8861WX667\*

Life Is On



\*For orders, pricing, & availability please view the price book & contact [CustomRacks@schneider-electric.com](mailto:CustomRacks@schneider-electric.com).


## Unique Rack PDU Locking IEC Power Cords



Power Cords in Various Colors to Color Code Power Configurations and Reduce Human Error

Color coded locking power cords in multiple lengths clearly identify the outlet as connected to a specific color coded power source.

### Color Coded Locking Power Cords

PDU Input	Server Input	Cord Length	Cords per SKU	APC SKU*	
				UL, CSA	CCC, PSE, VDE
IEC C14 Straight Blue 	IEC C13 	2 ft.	6	AP8702S-NAX590	AP8702S-WWX590
		3 ft.	6	AP8703S-NAX590	-
		4 ft.	6	AP8704S-NAX590	AP8704S-WWX590
		6 ft.	6	-	AP8706S-WWX591
IEC C14 Straight Green	IEC C13	2 ft.	6	AP8702S-NAX743	-
		3 ft.	6	AP8703S-NAX743	-
		4 ft.	6	AP8704S-NAX743	-
IEC C14 Straight Orange	IEC C13	2 ft.	6	AP8702S-NAX744	-
		3 ft.	6	AP8703S-NAX744	-
		4 ft.	6	AP8704S-NAX744	-
IEC C14 Straight Red	IEC C13	2 ft.	6	AP8702S-NAX340	-
		3 ft.	6	AP8703S-NAX340	-
		4 ft.	6	AP8704S-NAX340	-
IEC C20 Straight Blue 	IEC C19 	2 ft.	6	AP8712SX590	
		3 ft.	6	AP8713SX590	
		4 ft.	6	AP8714SX592	
		6 ft.	6	AP8716SX593	
		10 ft.	1	AP8760SX590	
IEC C20 Straight Green	IEC C19	2 ft.	6	AP8712SX743	
		3 ft.	6	AP8713SX743	
		4 ft.	6	AP8714SX743	
		6 ft.	6	AP8716SX743	
IEC C20 Straight Orange	IEC C19	2 ft.	6	AP8712SX744	
		3 ft.	6	AP8713SX744	
		4 ft.	6	AP8714SX744	
		6 ft.	6	AP8716SX744	

Color Coded Locking IEC Power Cords

### Unique power cord options

PDU Input	Server Input	Cord Length	Cords per SKU	APC SKU*
IEC C14 Straight locking	IEC C15	6 ft.	6	AP8706S-NAX457

Common for Cisco networking switches!

Life Is On



\*For orders, pricing, & availability please view the price book & contact [CustomRacks@schneider-electric.com](mailto:CustomRacks@schneider-electric.com).

©2018 Schneider Electric. All rights reserved. Other trademarks are property of their respective owners. Specifications are subject to change without notice.

## Rack PDU with Special Outlet Configuration

*With special outlet configurations the outlets are placed only where you need them, getting the most out of your power distribution investment for your unique rack configuration*

### MAINTAIN RACK PDU PLATFORM

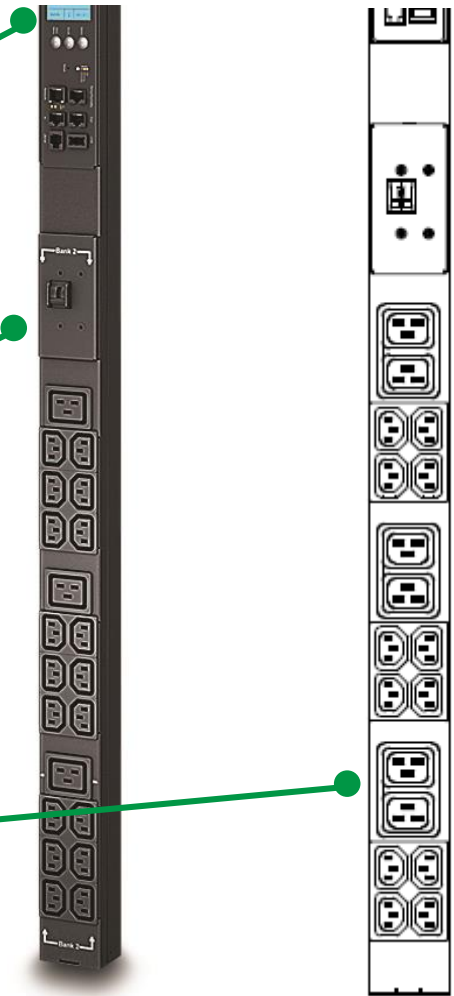
> Same features of the AP8841 Metered Rack PDU

### MAINTAIN POWER REQUIREMENTS

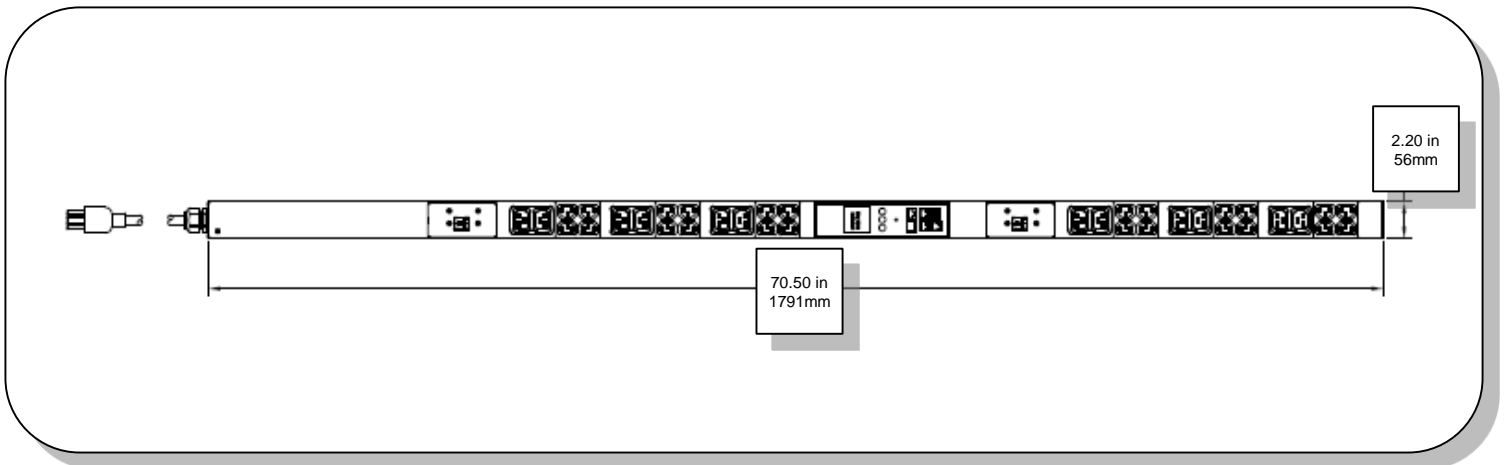
- > Same voltage
- > Same circuit protection
- > Same input plug

### UNIQUE OUTLET CONFIGURATION

- > Unique outlet count from the standard AP8841
- > Mix of C19s and C13s where they are required most per the customers specifications



## Product Profile (Front)



Description	Part #
Rack PDU 2G, Metered, ZeroU, 5.7kw, 208V, (24) C13 & (12) C19 with 10ft L6-30P Input Cord	AP8841X520*

Life Is On




\*For orders, pricing, & availability please view the price book & contact [CustomRacks@schneider-electric.com](mailto:CustomRacks@schneider-electric.com).

## Rack PDU with Input Plug Modification

*Sometimes the upstream power configuration is not so flexible so the downstream must adapt.*

*With input plug changes that do no change the voltage or amperage of the configuration you have that option to meet the upstream plug requirements without much hassle.*



### INPUT PLUG MODIFICATION

- > Modify the input plug from the standard most popular configuration
- > Plug type maintains same voltage and amperage but meets the needs of the upstream configuration

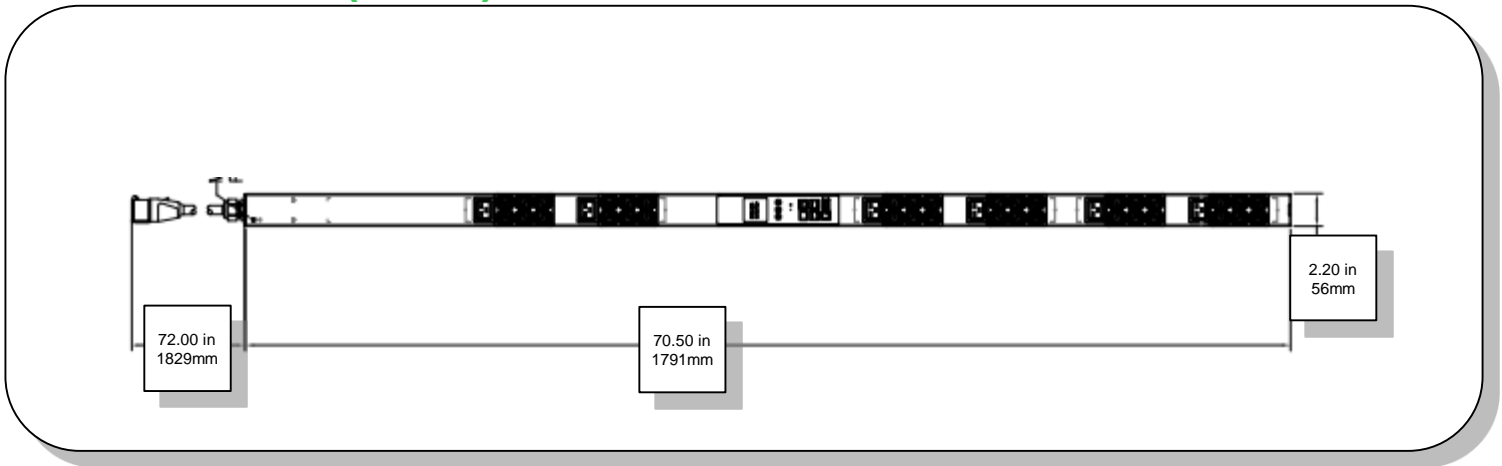
### MAINTAIN POWER REQUIREMENTS

- > Same voltage
- > Same circuit protection
- > Same input plug

### MAINTAIN RACK PDU PLATFORM

- > Same features of the AP8881 Metered Rack PDU

## Product Profile (Front)



Description	Part #
Rack PDU 2G, Metered, ZeroU, 11kw, 230V, (36) C13 & (6) C19 with 6ft L22-20P Input Cord	AP8881L22*
Rack PDU 2G, Metered, ZeroU, 11kw, 230V, (36) C13 & (6) C19 with 8ft L22-20P Input Cord	AP8881L22X633*

Life Is On



\*For orders, pricing, & availability please view the price book & contact [CustomRacks@schneider-electric.com](mailto:CustomRacks@schneider-electric.com).

## Rack PDU Input Cord Configured to Length

**Increase or reduce cord lengths to specification to eliminate waste and increase reliability.**

Field modifications of Rack PDU input cords can be costly and time consuming, and if done incorrectly can effect the product warranty.

### Reduce input power cord length

Reduce the standard input cord length and eliminate unnecessary cord wrapping or routing from a precise configuration.

Precise cord lengths can provide a cleaner environment within cabinets and aid with:

- > Airflow management,
- > Power and data cable management, and
- > Equipment access during installation and maintenance windows.

### Increase input power cord length

For longer distance power runs through overhead cable management systems or raised floors sometimes an increased length is required to avoid multiple connections that can add risk in power distribution paths.



Description	Part #
Rack PDU 2G, Metered, ZeroU, 5.7kw, 208V, (36) C13 & (6) C19 & (2) 5-20 with 10ft L21-20P Input plug	AP8861X630*
Rack PDU 2G, Metered, ZeroU, 5.7kw, 120/208V, (24) 5-20R & (6) L6-20R with 10ft L21-20P Input plug	AP8863X630*
Rack PDU 2G, Metered, ZeroU, 8.6kw, 208V 3ph, (36) C13 & (6) C19 with 10ft L15-30P Input plug	AP8864X630*
Rack PDU 2G, Metered, ZeroU, 8.6kw, 208V, (36) C13 & (6) C19 & (2) 5-20 with 10ft L21-30P Input plug	AP8865X630*
Rack PDU 2G, Switched, ZeroU, 5.7kw, 208V, (21) C13 & (6) C19 with 10ft L21-20P Input Plug	AP8961X630*
Rack PDU 2G, Switched, ZeroU, 8.6kw, 208V, (21) C13 & (3) C19 with 10ft L21-30P Input plug	AP8965X630*
Rack PDU 2G, Switched, ZeroU, 11kw, 400V, (21) C13 & (3) C19 with 10ft IEC-309 16A 3P+N+PE Input Plug	AP8981X630*

Life Is On

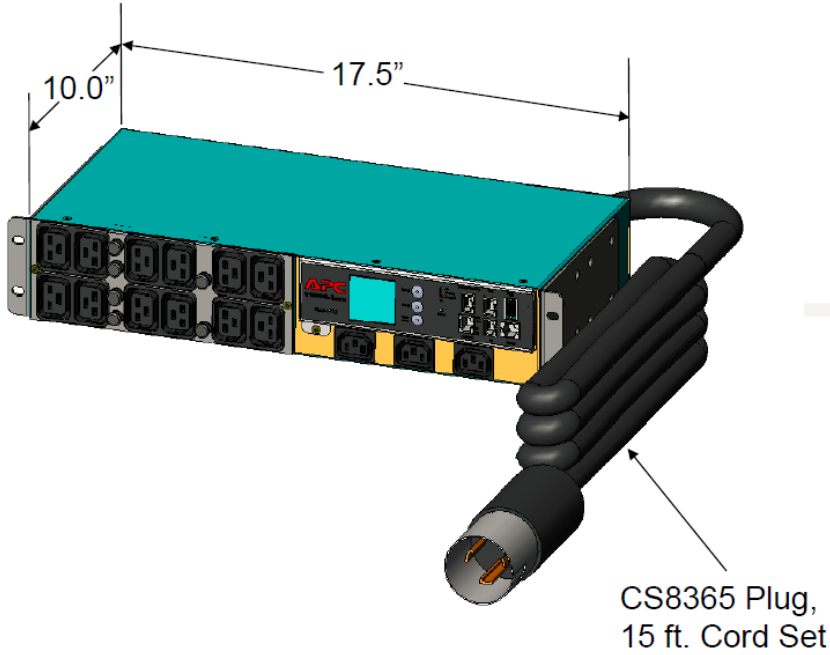


\*For orders, pricing, & availability please view the price book & contact [CustomRacks@schneider-electric.com](mailto:CustomRacks@schneider-electric.com) .

©2018 Schneider Electric. All rights reserved. Other trademarks are property of their respective owners. Specifications are subject to change without notice.

## Rack PDU Form Factor

*Form factor adaptation for a unique requirement and specific amount of outlets*



### Features

#### Output

Output Voltage 208 VAC  
 Maximum Input Current 40A UL (derated)  
 Output Connections

(3) IEC 320 C13



(12) IEC 320 C19



Overload Protection Yes; (6) 20A Double Pole Circuit Breakers.

#### Input

Acceptable Input Voltage 208 VAC, 3-phase  
 Input Frequency 50/60 Hz

Input Connections

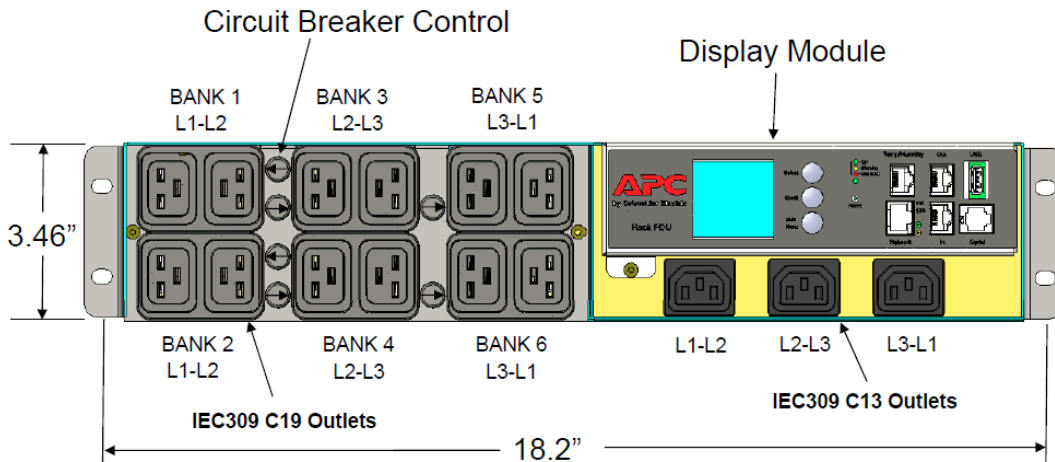
Hubbell CS8365

Cord Length 15 ft.

Number of Power Cords 1

Maximum Output Current per phase 40A

Maximum Output Current per Bank 16A



Description	Part #
Rack PDU 2G, Metered, 2U, 14.4kw, 208V, (12) C19 & (3) C13 with 15ft CS8365C Input Cord	AP8869-2UX737*

\*For orders, pricing, & availability please view the price book & contact [CustomRacks@schneider-electric.com](mailto:CustomRacks@schneider-electric.com).



## Universal Power Distribution Unit (UPDU)

*Flexible rack power distribution from Schneider Electric*



### Simple, Flexible, Standardized

The UPDU offers a single rack power distribution solution for global deployments.

Users of the UPDU simply select the appropriate input power cord for their site voltage, connect and the rack is ready to be powered up.

Large scale, global Data Center operators can standardize on a single rack configuration, offering the flexibility to deploy resources wherever they are needed.

### Benefits

- Supply chains will be simplified
- Deployments will be flexible
- Systems will be standardized

### Switched UPDU Input Ratings

- 230/400V 50/60Hz 32A
- 240/415V 50/60Hz 24A
- 120/208V 50/60Hz 40A

Life Is On



\*For orders, pricing, & availability please view the price book & contact [CustomRacks@schneider-electric.com](mailto:CustomRacks@schneider-electric.com) .

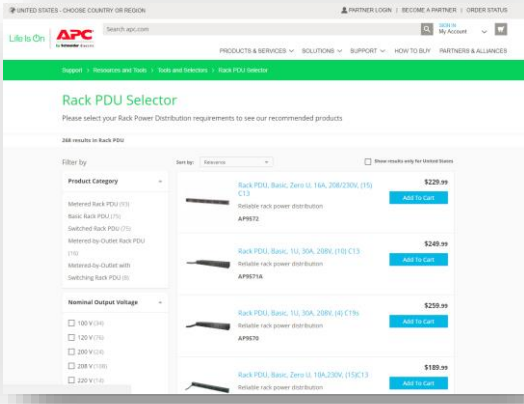
©2018 Schneider Electric. All rights reserved. Other trademarks are property of their respective owners. Specifications are subject to change without notice.

# Custom Rack Systems

## Online Resources

### Help Me Choose Rack PDUs – Rack PDU Selector

- Simple selection amongst hundreds of Rack PDUs
- Choose type, output voltage, mount style, and input plug and receive a list of options based on your selection along with pricing and detailed product specifications



### Rack PDU Selector

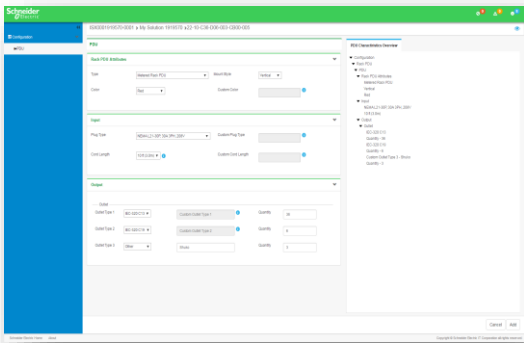
APC.com Rack PDU Selector found here:  
<http://www.apc.com/us/en/tools/selector/pdu/>

### Selector Not Finding What You Need – Rack PDU Configurator 1

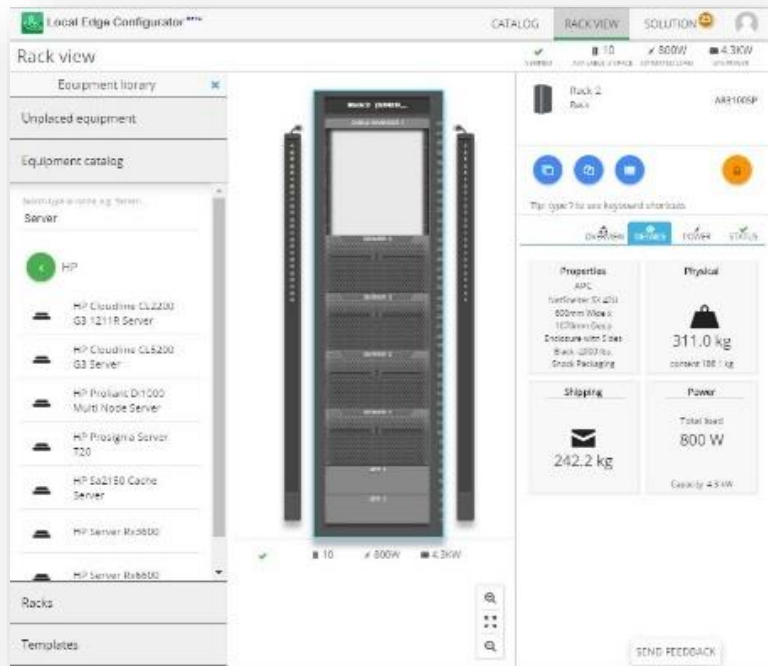
- Simple selection of Rack PDU attributes
- Enter customization requirements

### Rack Accessorizing and Configuration Made Easy with the Local 1 Edge Configurator

- Easy rack configuration and layout with drag and drop menus
- Start with an IT reference design or even full Micro Data Center



### Rack PDU Configurator



### Local Edge Configurator

[www.apc.com/Custom-Rack-Systems](http://www.apc.com/Custom-Rack-Systems)

1. Design Portal is limited to select, premier, and elite channel partners. Contact your local APC sales representative to submit a request.

132 Fairgrounds Road  
West Kingston, RI 02892  
United States  
Phone: 401-789-5735  
[www.apc.com](http://www.apc.com)

Life Is On



Document Number JKUR-9ZKLQ8 © 2018 Schneider Electric. All rights reserved. All trademarks are owned by Schneider Electric Industries SAS or its affiliated companies.

©2018 Schneider Electric. All rights reserved. Other trademarks are property of their respective owners. Specifications are subject to change without notice.