



Lenovo System x3250 M6 (Intel Xeon E3-1200 v5/v6, Core i3, Pentium/Celeron G Series Processors) Product Guide

The Lenovo System x3250 M6 is an affordable, single-socket 1U rack solution for small and medium businesses that need optimized performance and flexibility for future growth, along with enterprise-class reliability, management, and security.

The System x3250 M6 offers a wide range of processors — from Intel Celeron to Intel Xeon E3-1200 v6. With support for a memory capacity of up to 64 GB and internal storage of up to 48 TB, the x3250 M6 is ideal for small- to medium-sized business, workgroups, distributed locations, and webscale workloads.

Flexible and scalable internal storage configurations include up to eight 2.5-inch or four 3.5-inch drives with a wide selection of drive sizes and types. Also, it features integrated 1 Gb Ethernet NICs and additional PCIe expansion slots for advanced RAID protection and network scalability.

The following figure shows the System x3250 M6.



Figure 1. Lenovo System x3250 M6

Did you know?

The System x3250 M6 offers enterprise-class reliability features such as error correcting code (ECC), hot-swap components, and advanced RAID protection with flexible storage options at an affordable price.

The Integrated Management Module 2.1 built into the System x3250 M6 offers easy-to-use, enterprise-class manageability to monitor server availability and perform remote management.

The System x3250 M6 has a mere 22.7-inch (576 mm) deep chassis, helping customers reduce their business footprint.

The System x3250 M6 leverages System x Trusted Platform Assurance, an exclusive set of System x features and practices (including a Trusted Platform Module) that establishes a solid security foundation for customer workloads.

Key features

The System x3250 M6 server is a compact, cost-effective, single-processor 1U rack server that has been optimized to provide enterprise-class features to small-to-medium-sized businesses, retail stores, or distributed enterprises.

Scalability and performance

The System x3250 M6 offers numerous features to boost performance and improve scalability:

- The Intel Xeon processor E3-1200 v6 product family improves productivity by offering 4-core processors with up to 3.9 GHz core speeds and up to 8 MB of cache to provide affordable single-socket system performance.
 - Choice of processors with up to four cores and up to eight threads to enable the effective use of multithreaded applications.
 - Intelligent and adaptive system performance with Intel Turbo Boost Technology 2.0 allows processor cores to run at maximum speeds during peak workloads by temporarily going beyond processor thermal design power (TDP).
 - Intel Hyper-Threading Technology boosts performance for multithreaded applications by enabling simultaneous multithreading within each processor with up to two threads per core.
 - Intel Virtualization Technology integrates hardware-level virtualization hooks that allow operating system vendors to better use the hardware for virtualization workloads.
- Up to four 2400 MHz DDR4 ECC UDIMMs provide speed, availability, and capacity of up to 64 GB.
- Flexible and scalable internal storage configurations provide up to 48 TB of storage capacity in a compact 1U form factor.
- The 12 Gbps SAS internal storage connectivity doubles the data transfer rate compared to 6 Gb SAS solutions to maximize the performance of storage I/O-intensive applications.
- The use of solid-state drives (SSDs) instead of, or along with, traditional spinning hard disk drives (HDDs) can significantly improve I/O performance.
- The server has two integrated Gigabit Ethernet ports and supports optional 10 Gb Ethernet PCIe adapters for high-speed network communications.
- The server offers two PCI Express (PCIe) 3.0 I/O expansion slots that offer increased I/O bandwidth in a dense 1U rack form factor.
- With Intel Integrated I/O Technology, the PCI Express 3.0 controller is integrated into the Intel Xeon processor E3-1200 v6 product family. Such integration reduces I/O latency and increases overall system performance.

Availability and serviceability

The System x3250 M6 provides many features to simplify serviceability and increase system uptime:

- The server supports UDIMM memory with ECC protection which provides error correction not available in PC-class "servers" that use parity memory. Avoiding system crashes (and data loss) due to soft memory errors means greater system uptime.
- Tool-less cover removal provides easy access to upgrades and serviceable parts, such as memory and adapters.
- A choice of affordable onboard SATA RAID or advanced hardware RAID redundancy, along with hot-swap drives (select models), offers data protection and greater system uptime.
- The server offers redundant hot-swap power supplies (select models) to provide availability for business-critical applications.
- Predictive Failure Analysis (PFA) in the System x3250 M6 detects when system components (processors, memory, and battery) operate outside standard thresholds and generates proactive alerts in advance of possible failure, thereby increasing uptime.

- The use of SSDs can provide better reliability than the use of traditional HDDs, for greater uptime.
- Built-in Integrated Management Module II (IMM2.1) continuously monitors system parameters, triggers alerts, and performs recovery actions in case of failure, to minimize downtime.
- Built-in diagnostics using Dynamic Systems Analysis (DSA) Preboot speed up troubleshooting to reduce service time.

Manageability and security

Powerful systems management features simplify local and remote management of the System x3250 M6:

- The server includes an Integrated Management Module II (IMM2.1) to monitor server availability and perform remote management.
- An integrated industry-standard Unified Extensible Firmware Interface (UEFI) enables improved setup, configuration, and updates, and simplifies error handling.
- Lenovo offers ToolsCenter software tools at no additional cost that can help customers set up, use, and maintain the server.
- Lenovo XClarity Administrator offers comprehensive hardware management tools that can help increase uptime, reduce costs and improve productivity through advanced server management capabilities.
- An integrated Trusted Platform Module (TPM) supports the enablement of advanced cryptographic functionality, such as digital signatures and remote attestation.
- System x Trusted Platform Assurance, an exclusive set of System x security features and practices, establishes a solid security foundation for workloads by delivering firmware that is securely built, tested, digitally signed, and verified prior to execution.

Energy efficiency

The System x3250 M6 offers the following energy-efficiency features to save energy, reduce operational costs, increase energy availability, and contribute to a green environment:

- 80 PLUS Gold-certified power supplies enable greater energy savings while providing flexibility to meet your business needs.
- The Lenovo Power Planner tool provides information about the power consumption and electric current calculation for the different configurations of servers and other devices, which helps plan deployment of servers and devices in an efficient way.
- Intel Intelligent Power Capability powers individual processor elements on and off as needed, to reduce power draw.
- 1.2 V DDR4 memory DIMMs offer higher energy savings compared to 1.35 V and 1.5 V DDR3 DIMMs.

Components and connectors

The following figure shows the front of the System x3250 M6 server with up to eight 2.5-inch drive bays.




Figure 2. Front view of the System x3250 M6: 8x 2.5-inch drive bays

The following figure shows the front of the System x3250 M6 server with four 3.5-inch drive bays.

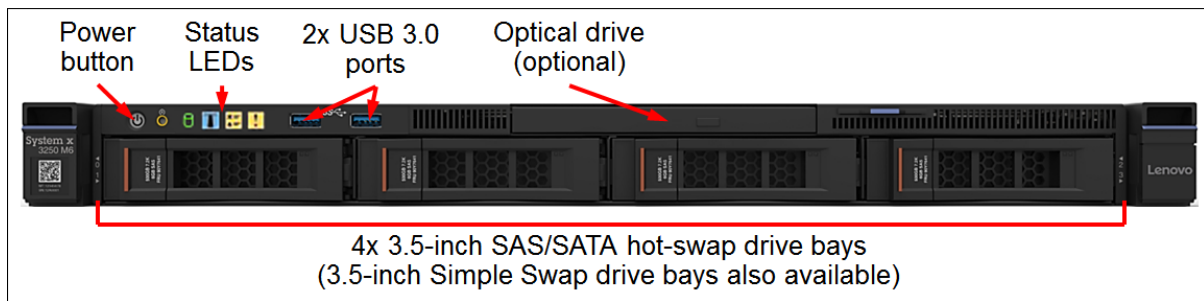


Figure 3. Front view of the System x3250 M6: 4x 3.5-inch drive bays

The following figure shows the rear of the System x3250 M6 server.

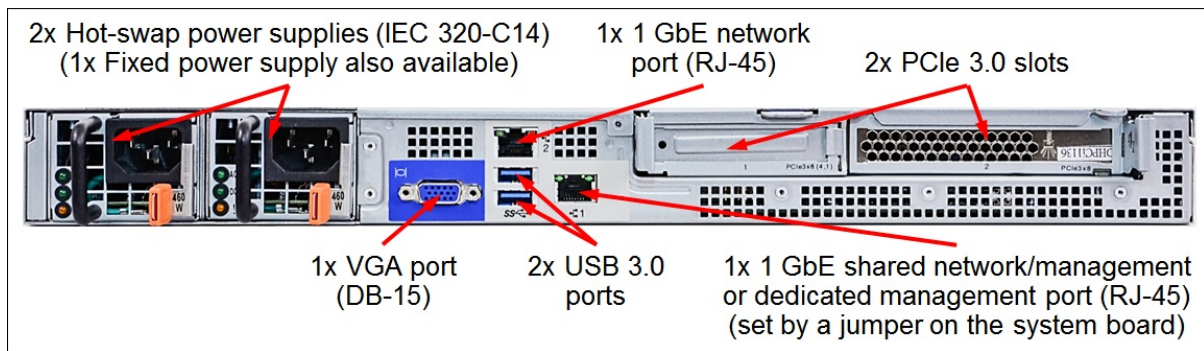


Figure 4. Rear view of the System x3250 M6

The following figure shows the locations of key components inside the System x3250 M6.

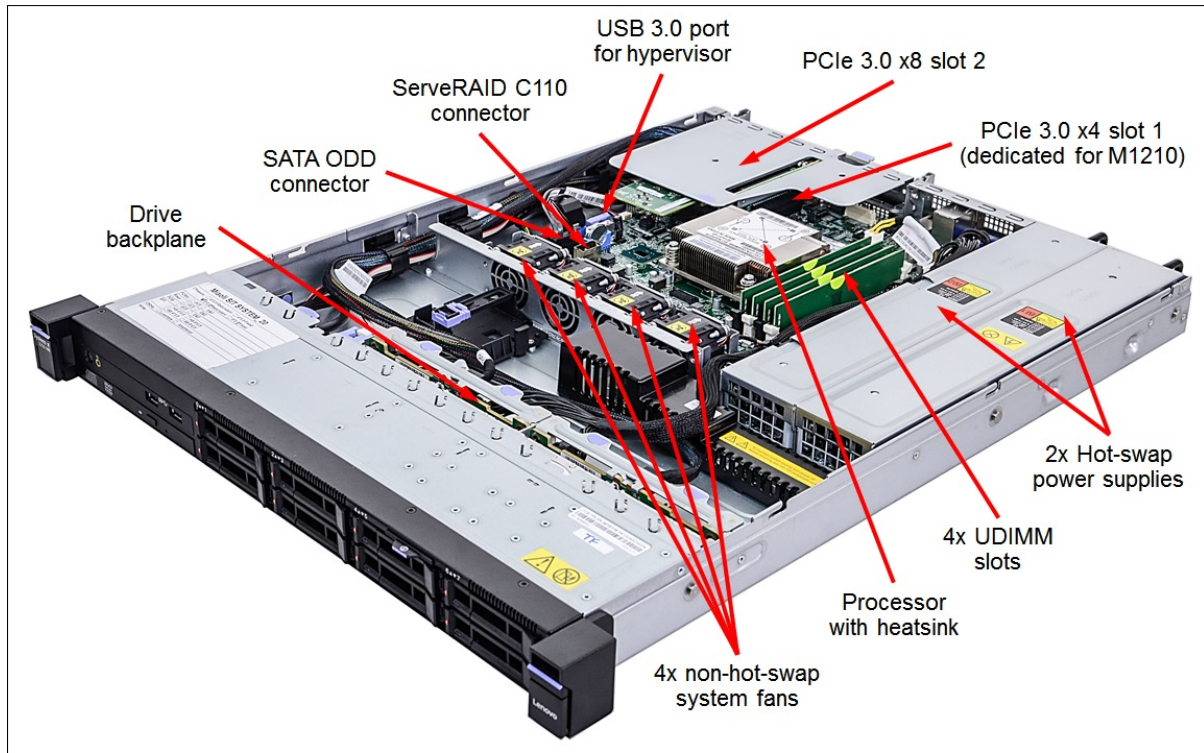


Figure 5. Internal view of the System x3250 M6

System specifications

The following table lists the system specifications.

Table 1. System specifications

| Attribute | Specification |
|---------------------------|--|
| Form factor | 1U rack-mount |
| Processor | One processor: <ul style="list-style-type: none"> • Intel Xeon processor E3-1200 v6 product family with four cores up to 3.9 GHz, 8 MB cache, and up to 2400 MHz memory speed; or • Intel Xeon processor E3-1200 v5 product family with four cores up to 3.7 GHz, 8 MB cache, and up to 2133 MHz memory speed; or • Intel Core i3 processor 7100/7300 product families with two cores up to 4.1 GHz, up to 4 MB cache, and 2400 MHz memory speed; or • Intel Core i3 processor 6100/6300 product families with two cores up to 3.9 GHz, up to 4 MB cache, and 2133 MHz memory speed; or • Intel Pentium processor G4400/G4500/G4600 product families with two cores up to 3.7 GHz, 3 MB cache, and up to 2400 MHz memory speed; or • Intel Celeron Processor G3900 product family with two cores up to 3.0 GHz, 2 MB cache, and up to 2133 MHz memory speed. |
| Chipset | Intel C232. |
| Memory | Four DIMM sockets. Support for ECC UDIMMs. Support for 2133 MHz and 2400 MHz UDIMMs. Mixing 2133 MHz and 2400 MHz UDIMMs is supported. |
| Memory capacity | Up to 64 GB with 4x 16 GB UDIMMs |
| Memory protection | Error correction code (ECC). |
| Drive bays | <ul style="list-style-type: none"> • Up to 8x 2.5" SAS/SATA hot-swap drive bays • 4x 3.5" SAS/SATA hot-swap drive bays • Up to 8x 2.5" SATA Simple Swap drive bays • 4x 3.5" SATA Simple Swap drive bays |
| Drive types | <p>2.5-inch drives:</p> <ul style="list-style-type: none"> • 12 Gb SAS HDDs up to 2.4 TB • 12 Gb SAS HDD SEDs up to 1.2 TB • 12 Gb Nearline (NL) SAS HDDs up to 2 TB • 6 Gb NL SATA HDDs up to 2 TB • 6 Gb SATA SSDs up to 3.84 TB <p>3.5-inch drives:</p> <ul style="list-style-type: none"> • 12 Gb NL SAS HDDs up to 12 TB • 6 Gb NL SATA HDDs up to 12 TB • 6 Gb SATA SSDs up to 3.84 TB <p>Mixing SAS and SATA HDDs and SSDs is supported within a system, but not within a RAID array.</p> |
| Internal storage capacity | <ul style="list-style-type: none"> • Up to 48 TB with 4x 12 TB 3.5" NL SAS or NL SATA HDDs • Up to 30.7 TB with 8x 3.84 TB 2.5" SATA SSDs • Up to 16 TB with 8x 2 TB 2.5" NL SAS or NL SATA HDDs • Up to 19.2 TB with 8x 2.4 TB 2.5" SAS HDDs |

| Attribute | Specification |
|---------------------|---|
| Storage controller | <ul style="list-style-type: none"> 6 Gb SATA RAID: RAID 0, 1, 10, 5 with C110. 12 Gb SAS/6 Gb SATA RAID: RAID 0, 1, 10 with M1210, M1215, or M5210. Optional upgrade to RAID 5, 50 is available for M1210, M1215. Optional upgrade to RAID 5, 50 is available for M5210 (zero-cache; 1 GB non-backed cache; 1 GB, 2 GB, or 4 GB flash-backed cache). Optional upgrade to RAID 6, 60 is available for M5210 (requires a cache upgrade). Optional SSD Caching and Performance Accelerator upgrades are available for M5210. 12 Gb SAS/6 Gb SATA non-RAID: N2215 HBA. |
| Optical drive bays | One. Support for DVD-ROM or Multiburner. |
| Backup drive bays | None. Support for an external backup unit. |
| Network interfaces | 2x Integrated Gigabit Ethernet 1000BASE-T ports (RJ-45 with the onboard Intel I350-AM2 controller; one port is configured as a dedicated or shared network/systems management port. |
| I/O expansion slots | Two PCIe slots: <ul style="list-style-type: none"> Slot 1: PCIe 3.0 x8 (x4-wired); custom low profile, dedicated for the M1210 controller. Slot 2: PCIe 3.0 x8 (x8-wired); full-height, half-length. |
| Ports | <ul style="list-style-type: none"> Front: 2x USB 3.0 ports. Rear: 2x USB 3.0 and 1x DB-15 VGA ports. Optional 1x DB-9 serial port. Internal: 1x USB 3.0 port (for embedded hypervisor). |
| Cooling | Calibrated Vectored Cooling with four non-hot-swap system fans. |
| Power supply | One 300 W AC (100 - 240 V) fixed power supply (80 PLUS Gold); or up to two redundant hot-swap 460 W AC (100 - 240 V) power supplies (80 PLUS Gold, Energy Star 2.0). |
| Hot-swap parts | Hard drives (select models) and power supplies (select models). |
| Systems management | Unified Extensible Firmware Interface (UEFI), Integrated Management Module II (IMM2.1) based on Renesas SH7758, Predictive Failure Analysis, system LEDs, Automatic Server Restart, ToolsCenter, and Lenovo XClarity Administrator. Optional IMM Advanced Upgrade for remote presence (graphics, keyboard and mouse, virtual media). |
| Security features | Power-on password, administrator's password, Trusted Platform Module (TPM) 1.2 or 2.0 (configurable UEFI setting). Optional lockable front bezel. |
| Video | Matrox G200eR2 with 16 MB memory integrated into the IMM2.1. Maximum resolution is 1600x1200 at 75 Hz with 16 M colors. |
| Operating systems* | Microsoft Windows Server 2012, 2012 R2 and 2016; Red Hat Enterprise Linux 6 and 7; SUSE Linux Enterprise Server 11 (x64) and 12; VMware vSphere (ESXi) 5.5, 6.0, and 6.5. |
| Warranty | Three-year (Machine Type 3633) or one-year (Machine Type 3943) customer-replaceable unit and onsite limited warranty with 9x5/Next Business Day. |
| Service and support | Optional service upgrades are available through the Lenovo Services: 4-hour or 2-hour response time; 6, 8, or 24 hours fix time; YourDrive YourData; hardware installation; one-year or two-year warranty extension. |
| Dimensions | Height: 43 mm (1.7 in), width: 435 mm (17.1 in), depth: 576 mm (22.7 in) |
| Weight | Minimum: 8.6 kg (19.0 lb), maximum: 13.7 kg (30.1 lb) |

* Not all processors support all listed operating systems. Refer to [Operating systems](#) for details.

Relationship models

The following tables list the Relationship models of the System x3250 M6.

Product availability: Relationship models of the System x3250 M6 are not available in North America.

Table 2. Relationship models with 3-year warranty (Machine Type 3633)

| Model number§ | Intel processor# | Memory (UDIMM) | RAID | Drive bays (std / max) | Drives | NIC | I/O slots† | Optical drive | Power supply (std / max) |
|---------------|---|-------------------|-------|------------------------|----------|--------|------------|---------------|--------------------------|
| 3633W1x | 1x E3-1220 v6 3.0GHz 2400MHz 4C/4T (72W) | 1x 8GB 2400MHz | C110 | 4x 3.5" SS / 4 | Open bay | 2x GbE | 2 | Optional‡ | 1x 300W Fixed / 1 |
| 3633W2x | 1x E3-1220 v6 3.0GHz 2400MHz 4C/4T (72W) | 1x 8GB 2400MHz | C110 | 4x 3.5" SS / 4 | Open bay | 2x GbE | 2 | Optional‡ | 1x 460W HS / 2 |
| 3633W4x | 1x E3-1220 v6 3.0GHz 2400MHz 4C/4T (72W) | 1x 8GB 2400MHz | M1210 | 4x 2.5" HS / 8* | Open bay | 2x GbE | 2 | Optional‡ | 1x 300W Fixed / 1 |
| 3633W3x | 1x E3-1230 v6 3.5GHz 2400MHz 4C/8T (72W) | 1x 8GB 2400MHz | M1210 | 4x 2.5" SS / 8* | Open bay | 2x GbE | 2 | Optional‡ | 1x 300W Fixed / 1 |
| 3633W5x | 1x E3-1230 v6 3.5GHz 2400MHz 4C/8T (72W) | 1x 8GB 2400MHz | M1210 | 4x 2.5" HS / 8* | Open bay | 2x GbE | 2 | Optional‡ | 1x 460W HS / 2 |
| 3633W8x | 1x E3-1230 v6 3.5GHz 2400MHz 4C/8T (72W) | 1x 8GB 2400MHz | M1210 | 4x 3.5" HS / 4 | Open bay | 2x GbE | 2 | Optional‡ | 1x 300W Fixed / 1 |
| 3633W6x | 1x E3-1240 v6 3.7GHz 2400MHz 4C/8T (72W) | 1x 8GB 2400MHz | M1210 | 4x 2.5" HS / 8* | Open bay | 2x GbE | 2 | Optional‡ | 1x 460W HS / 2 |
| 3633W9x | 1x E3-1240 v6 3.7GHz 2400MHz 4C/8T (72W) | 1x 8GB 2400MHz | M1210 | 4x 3.5" HS / 4 | Open bay | 2x GbE | 2 | Optional‡ | 1x 460W HS / 2 |
| 3633W7x | 1x E3-1270 v6 3.8GHz 2400MHz 4C/8T (72W) | 1x 8GB 2400MHz | M1215 | 8x 2.5" HS / 8 | Open bay | 2x GbE | 2 | Optional‡ | 1x 460W HS / 2 |

§ x in the Model number represents a country-specific letter (for example, the EMEA model number is 3633W1G). Ask a Lenovo representative for specifics.

Processor details: Quantity, model, core speed, memory speed, cores/threads, and thermal design power (TDP).

* An optional 4-to-8 drive bay upgrade kit requires the installation of the M1215, M5210, or N2215 controller and the removal of the existing M1210 controller.

† For models with the C110 or M1210 controller, only one PCIe slot (slot 2) is available for the installation of additional PCIe adapters. For models with the M1215 controller, no slots are available for the installation of additional PCIe adapters.

‡ An optional optical drive requires the ODD Cable Kit (00YE644).

Table 3. Relationship models with 1-year warranty (Machine Type 3943)

| Model number§ | Intel processor# | Memory (UDIMM) | RAID | Drive bays (std / max) | Drives | NIC | I/O slots† | Optical drive | Power supply (std / max) |
|---------------|---|-------------------|-------|------------------------|----------|--------|------------|---------------|--------------------------|
| 3943W1x | 1x E3-1220 v6 3.0GHz 2400MHz 4C/4T (72W) | 1x 8GB 2400MHz | C110 | 4x 3.5" SS / 4 | Open bay | 2x GbE | 2 | Optional‡ | 1x 300W Fixed / 1 |
| 3943W2x | 1x E3-1220 v6 3.0GHz 2400MHz 4C/4T (72W) | 1x 8GB 2400MHz | C110 | 4x 3.5" SS / 4 | Open bay | 2x GbE | 2 | Optional‡ | 1x 460W HS / 2 |
| 3943W3x | 1x E3-1220 v6 3.0GHz 2400MHz 4C/4T (72W) | 1x 8GB 2400MHz | M1210 | 4x 2.5" HS / 8* | Open bay | 2x GbE | 2 | Optional‡ | 1x 300W Fixed / 1 |
| 3943W9x | 1x E3-1230 v6 3.5GHz 2400MHz 4C/8T (72W) | 1x 8GB 2400MHz | M1210 | 4x 2.5" SS / 8* | Open bay | 2x GbE | 2 | Optional‡ | 1x 300W Fixed / 1 |
| 3943W4x | 1x E3-1230 v6 3.5GHz 2400MHz 4C/8T (72W) | 1x 8GB 2400MHz | M1210 | 4x 2.5" HS / 8* | Open bay | 2x GbE | 2 | Optional‡ | 1x 460W HS / 2 |
| 3943W7x | 1x E3-1230 v6 3.5GHz 2400MHz 4C/8T (72W) | 1x 8GB 2400MHz | M1210 | 4x 3.5" HS / 4 | Open bay | 2x GbE | 2 | Optional‡ | 1x 300W Fixed / 1 |

| Model number§ | Intel processor# | Memory (UDIMM) | RAID | Drive bays (std / max) | Drives | NIC | I/O slots† | Optical drive | Power supply (std / max) |
|---------------|---|-------------------|-------|------------------------|----------|--------|------------|---------------|--------------------------|
| 3943W5x | 1x E3-1240 v6 3.7GHz 2400MHz 4C/8T (72W) | 1x 8GB 2400MHz | M1210 | 4x 2.5" HS / 8* | Open bay | 2x GbE | 2 | Optional‡ | 1x 460W HS / 2 |
| 3943W8x | 1x E3-1240 v6 3.7GHz 2400MHz 4C/8T (72W) | 1x 8GB 2400MHz | M1210 | 4x 3.5" HS / 4 | Open bay | 2x GbE | 2 | Optional‡ | 1x 460W HS / 2 |
| 3943W6x | 1x E3-1270 v6 3.8GHz 2400MHz 4C/8T (72W) | 1x 8GB 2400MHz | M1215 | 8x 2.5" HS / 8 | Open bay | 2x GbE | 2 | Optional‡ | 1x 460W HS / 2 |

§ x in the Model number represents a country-specific letter (for example, the EMEA model number is 3943W1G). Ask a Lenovo representative for specifics.

Processor details: Quantity, model, core speed, memory speed, cores/threads, and thermal design power (TDP).

* An optional 4 to 8 drive bay upgrade kit requires the installation of the M1215, M5210, or N2215 controller and the removal of the existing M1210 controller.

† For models with the C110 or M1210 controller, only one PCIe slot (slot 2) is available for the installation of additional PCIe adapters. For models with the M1215 controller, no slots are available for the installation of additional PCIe adapters.

‡ An optional optical drive requires the ODD Cable Kit (00YE644).

The models of the System x3250 M6 that are listed in this section are shipped with the following items:

- *Electronic Publications Flyer*
- *Rack Installation Guide*
- *Rack mount kit*

Note: Power cables are not included; see [Power supplies and cables](#) for ordering information.

TopSeller models

The following tables list the TopSeller models of the System x3250 M6.

Note: TopSeller models are country-specific; that is, each country may define their own server models, and not all server models are available in every country.

Table 4. TopSeller models with 3-year warranty (Machine Type 3633)

| Model number | Intel processor# | Memory (UDIMM) | RAID | Drive bays (std / max) | Drives | NIC | I/O slots† | Optical drive | Power supply (std / max) |
|--|---|--------------------|-------|------------------------|----------|--------|------------|---------------|--------------------------|
| TopSeller - North America | | | | | | | | | |
| 3633KZU | 1x E3-1220 v6 3.0GHz 2400MHz 4C/4T (72W) | 1x 16GB 2400MHz | C110 | 4x 2.5" SS / 4 | Open bay | 2x GbE | 2 | Optional‡ | 1x 300W Fixed / 1 |
| 3633KNU | 1x E3-1220 v6 3.0GHz 2400MHz 4C/4T (72W) | 1x 16GB 2400MHz | C110 | 4x 3.5" SS / 4 | Open bay | 2x GbE | 2 | Optional‡ | 1x 300W Fixed / 1 |
| 3633KPU | 1x E3-1230 v6 3.5GHz 2400MHz 4C/8T (72W) | 1x 16GB 2400MHz | M1215 | 4x 3.5" HS / 4 | Open bay | 2x GbE | 2 | Optional‡ | 1x 460W HS / 2 |
| 3633KQU | 1x E3-1230 v6 3.5GHz 2400MHz 4C/8T (72W) | 1x 16GB 2400MHz | M1215 | 8x 2.5" HS / 8 | Open bay | 2x GbE | 2 | Optional‡ | 1x 460W HS / 2 |
| 3633KRU | 1x E3-1240 v6 3.7GHz 2400MHz 4C/8T (72W) | 1x 16GB 2400MHz | M1215 | 4x 3.5" HS / 4 | Open bay | 2x GbE | 2 | Optional‡ | 1x 460W HS / 2 |
| 3633KSU | 1x E3-1240 v6 3.7GHz 2400MHz 4C/8T (72W) | 1x 16GB 2400MHz | M1215 | 8x 2.5" HS / 8 | Open bay | 2x GbE | 2 | Optional‡ | 1x 460W HS / 2 |
| 3633KTU | 1x E3-1270 v6 3.8GHz 2400MHz 4C/8T (72W) | 1x 16GB 2400MHz | M1215 | 8x 2.5" HS / 8 | Open bay | 2x GbE | 2 | Optional‡ | 1x 460W HS / 2 |
| 3633KUU | 1x E3-1280 v6 3.9GHz 2400MHz 4C/8T (72W) | 1x 16GB 2400MHz | M1215 | 8x 2.5" HS / 8 | Open bay | 2x GbE | 2 | Optional‡ | 1x 460W HS / 2 |
| TopSeller - Europe, Middle East, Africa (EMEA) | | | | | | | | | |
| 3633ENG | 1x E3-1220 v6 3.0GHz 2400MHz 4C/4T (72W) | 1x 8GB 2400MHz | C110 | 4x 3.5" SS / 4 | Open bay | 2x GbE | 2 | Optional‡ | 1x 300W Fixed / 1 |

| Model number | Intel processor# | Memory (UDIMM) | RAID | Drive bays (std / max) | Drives | NIC | I/O slots† | Optical drive | Power supply (std / max) |
|-------------------|---|--------------------|-------|------------------------|----------|--------|------------|---------------|--------------------------|
| 3633EQG | 1x E3-1220 v6 3.0GHz 2400MHz 4C/4T (72W) | 1x 8GB 2400MHz | M1210 | 4x 2.5" HS / 8* | Open bay | 2x GbE | 2 | Optional‡ | 1x 300W Fixed / 1 |
| 3633ERG | 1x E3-1220 v6 3.0GHz 2400MHz 4C/4T (72W) | 1x 8GB 2400MHz | M1210 | 4x 2.5" HS / 8* | Open bay | 2x GbE | 2 | Optional‡ | 1x 460W HS / 2 |
| 3633EZG | 1x E3-1220 v6 3.0GHz 2400MHz 4C/4T (72W) | 1x 8GB 2400MHz | M1210 | 4x 3.5" HS / 4 | Open bay | 2x GbE | 2 | Optional‡ | 1x 300W Fixed / 1 |
| 3633EPG | 1x E3-1220 v6 3.0GHz 2400MHz 4C/4T (72W) | 1x 8GB 2400MHz | M1210 | 4x 3.5" HS / 4 | Open bay | 2x GbE | 2 | Optional‡ | 1x 460W HS / 2 |
| 3633ETG | 1x E3-1220 v6 3.0GHz 2400MHz 4C/4T (72W) | 1x 8GB 2400MHz | M1215 | 8x 2.5" HS / 8 | Open bay | 2x GbE | 2 | Optional‡ | 1x 460W HS / 2 |
| 3633EWG | 1x E3-1230 v6 3.5GHz 2400MHz 4C/8T (72W) | 1x 16GB 2400MHz | M1210 | 4x 3.5" HS / 4 | Open bay | 2x GbE | 2 | Optional‡ | 1x 300W Fixed / 1 |
| 3633EXG | 1x E3-1240 v6 3.7GHz 2400MHz 4C/8T (72W) | 1x 16GB 2400MHz | M1210 | 4x 3.5" HS / 4 | Open bay | 2x GbE | 2 | Optional‡ | 1x 460W HS / 2 |
| 3633EYG | 1x E3-1240 v6 3.7GHz 2400MHz 4C/8T (72W) | 1x 16GB 2400MHz | M1215 | 8x 2.5" HS / 8 | Open bay | 2x GbE | 2 | Optional‡ | 1x 460W HS / 2 |
| 3633EUG | 1x E3-1240 v6 3.7GHz 2400MHz 4C/8T (72W) | 1x 8GB 2400MHz | M1215 | 8x 2.5" HS / 8 | Open bay | 2x GbE | 2 | Optional‡ | 1x 460W HS / 2 |
| 3633ESG | 1x E3-1270 v6 3.8GHz 2400MHz 4C/8T (72W) | 1x 8GB 2400MHz | M1210 | 4x 2.5" HS / 8* | Open bay | 2x GbE | 2 | Optional‡ | 1x 460W HS / 2 |
| 3633EVG | 1x E3-1270 v6 3.8GHz 2400MHz 4C/8T (72W) | 1x 8GB 2400MHz | M1215 | 8x 2.5" HS / 8 | Open bay | 2x GbE | 2 | Optional‡ | 1x 460W HS / 2 |
| TopSeller - Japan | | | | | | | | | |
| 3633A1J | 1x E3-1220 v6 3.0GHz 2400MHz 4C/4T (72W) | 1x 8GB 2400MHz | M5210 | 8x 2.5" HS / 8 | Open bay | 2x GbE | 2 | Optional‡ | 1x 460W HS / 2 |
| 3633A2J | 1x E3-1230 v6 3.5GHz 2400MHz 4C/8T (72W) | 1x 8GB 2400MHz | M5210 | 8x 2.5" HS / 8 | Open bay | 2x GbE | 2 | Optional‡ | 1x 460W HS / 2 |
| 3633A3J | 1x E3-1280 v6 3.9GHz 2400MHz 4C/8T (72W) | 1x 8GB 2400MHz | M5210 | 8x 2.5" HS / 8 | Open bay | 2x GbE | 2 | Optional‡ | 1x 460W HS / 2 |

Processor details: Quantity, model, core speed, memory speed, cores/threads, and thermal design power (TDP).

* An optional 4 to 8 drive bay upgrade kit requires the installation of the M1215, M5210, or N2215 controller and the removal of the existing M1210 controller.

† For models with the C110 or M1210 controller, only one PCIe slot (slot 2) is available for the installation of additional PCIe adapters. For models with the M1215 or M5210 controller, no slots are available for the installation of additional PCIe adapters.

‡ An optional optical drive requires the ODD Cable Kit (00YE644).

Table 5. TopSeller models with 1-year warranty (Machine Type 3943)

| Model number§ | Intel processor# | Memory (UDIMM) | RAID | Drive bays (std / max) | Drives | NIC | I/O slots† | Optical drive | Power supply (std / max) |
|--|---|--------------------|-------|------------------------|----------|--------|------------|---------------|--------------------------|
| TopSeller - North America | | | | | | | | | |
| 3943KNU | 1x E3-1220 v6 3.0GHz 2400MHz 4C/4T (72W) | 1x 16GB 2400MHz | C110 | 4x 3.5" SS / 4 | Open bay | 2x GbE | 2 | Optional‡ | 1x 300W Fixed / 1 |
| 3943KZU | 1x E3-1220 v6 3.0GHz 2400MHz 4C/4T (72W) | 1x 16GB 2400MHz | M1210 | 4x 2.5" SS / 8* | Open bay | 2x GbE | 2 | Optional‡ | 1x 300W Fixed / 1 |
| 3943KPU | 1x E3-1220 v6 3.0GHz 2400MHz 4C/4T (72W) | 1x 16GB 2400MHz | M1215 | 4x 3.5" HS / 4 | Open bay | 2x GbE | 2 | Optional‡ | 1x 460W HS / 2 |
| 3943KQU | 1x E3-1220 v6 3.0GHz 2400MHz 4C/4T (72W) | 1x 16GB 2400MHz | M1215 | 8x 2.5" HS / 8 | Open bay | 2x GbE | 2 | Optional‡ | 1x 460W HS / 2 |
| TopSeller - Europe, Middle East, Africa (EMEA) | | | | | | | | | |
| 3943ENG | 1x E3-1220 v6 3.0GHz 2400MHz 4C/4T (72W) | 1x 8GB 2400MHz | C110 | 4x 3.5" SS / 4 | Open bay | 2x GbE | 2 | Optional‡ | 1x 300W Fixed / 1 |
| 3943EQG | 1x E3-1220 v6 3.0GHz 2400MHz 4C/4T (72W) | 1x 8GB 2400MHz | M1210 | 4x 2.5" HS / 8* | Open bay | 2x GbE | 2 | Optional‡ | 1x 300W Fixed / 1 |
| 3943ERG | 1x E3-1220 v6 3.0GHz 2400MHz 4C/4T (72W) | 1x 8GB 2400MHz | M1210 | 4x 2.5" HS / 8* | Open bay | 2x GbE | 2 | Optional‡ | 1x 460W HS / 2 |
| 3943EZG | 1x E3-1220 v6 3.0GHz 2400MHz 4C/4T (72W) | 1x 8GB 2400MHz | M1210 | 4x 3.5" HS / 4 | Open bay | 2x GbE | 2 | Optional‡ | 1x 300W Fixed / 1 |
| 3943EPG | 1x E3-1220 v6 3.0GHz 2400MHz 4C/4T (72W) | 1x 8GB 2400MHz | M1210 | 4x 3.5" HS / 4 | Open bay | 2x GbE | 2 | Optional‡ | 1x 460W HS / 2 |
| 3943ETG | 1x E3-1220 v6 3.0GHz 2400MHz 4C/4T (72W) | 1x 8GB 2400MHz | M1215 | 8x 2.5" HS / 8 | Open bay | 2x GbE | 2 | Optional‡ | 1x 460W HS / 2 |
| 3943EXG | 1x E3-1230 v6 3.5GHz 2400MHz 4C/8T (72W) | 1x 8GB 2400MHz | M1210 | 4x 3.5" HS / 4 | Open bay | 2x GbE | 2 | Optional‡ | 1x 300W Fixed / 1 |
| 3943EYG | 1x E3-1230 v6 3.5GHz 2400MHz 4C/8T (72W) | 1x 16GB 2400MHz | M1210 | 4x 3.5" HS / 4 | Open bay | 2x GbE | 2 | Optional‡ | 1x 300W Fixed / 1 |
| 3943EUG | 1x E3-1240 v6 3.7GHz 2400MHz 4C/8T (72W) | 1x 8GB 2400MHz | M1215 | 8x 2.5" HS / 8 | Open bay | 2x GbE | 2 | Optional‡ | 1x 460W HS / 2 |
| 3943ESG | 1x E3-1270 v6 3.8GHz 2400MHz 4C/8T (72W) | 1x 8GB 2400MHz | M1210 | 4x 2.5" HS / 8* | Open bay | 2x GbE | 2 | Optional‡ | 1x 460W HS / 2 |
| 3943EVG | 1x E3-1270 v6 3.8GHz 2400MHz 4C/8T (72W) | 1x 8GB 2400MHz | M1215 | 8x 2.5" HS / 8 | Open bay | 2x GbE | 2 | Optional‡ | 1x 460W HS / 2 |
| 3943EWG | 1x G4560 3.5GHz 2400MHz 2C/4T(54W) | 1x 8GB 2400MHz | C110 | 4x 3.5" SS / 4 | Open bay | 2x GbE | 2 | Optional‡ | 1x 300W Fixed / 1 |

Processor details: Quantity, model, core speed, memory speed, cores/threads, and thermal design power (TDP).

* An optional 4 to 8 drive bay upgrade kit requires the installation of the M1215, M5210, or N2215 controller and the removal of the existing M1210 controller.

† For models with the C110 or M1210 controller, only one PCIe slot (slot 2) is available for the installation of additional PCIe adapters. For models with the M1215 controller, no slots are available for the installation of additional PCIe adapters.

‡ An optional optical drive requires the ODD Cable Kit (00YE644).

The models of the System x3250 M6 that are listed in this section are shipped with the following items:

- *Electronic Publications* Flyer
- *Rack Installation Guide*
- Rack mount kit

Note: Power cables are not included; see [Power supplies and cables](#) for ordering information.

Processors

The System x3250 M6 server supports one processor. The following table lists the specifications of the processors that are available for the System x3250 M6.

Table 6. Processor specifications (Hyper-Threading [HT], Turbo Boost [TB], Virtualization Technology [VT])

| Processor model | Core frequency (Base / TB Max) | Cores / Threads | Cache | Max DDR4 frequency | Bus speed | TDP | ECC | HT | TB | VT-x | VT-d |
|---|--------------------------------|-----------------|-------|--------------------|-----------|------|-----|-----|-----|------|------|
| Intel Xeon processor E3-1200 v6 product family | | | | | | | | | | | |
| E3-1220 v6 | 3.0 / 3.5 GHz | 4 / 4 | 8 MB | 2400 MHz | 8 GT/s | 72 W | Yes | No | Yes | Yes | Yes |
| E3-1225 v6 | 3.3 / 3.7 GHz | 4 / 4 | 8 MB | 2400 MHz | 8 GT/s | 73 W | Yes | No | Yes | Yes | Yes |
| E3-1230 v6 | 3.5 / 3.9 GHz | 4 / 8 | 8 MB | 2400 MHz | 8 GT/s | 72 W | Yes | Yes | Yes | Yes | Yes |
| E3-1240 v6 | 3.7 / 4.1 GHz | 4 / 8 | 8 MB | 2400 MHz | 8 GT/s | 72 W | Yes | Yes | Yes | Yes | Yes |
| E3-1270 v6 | 3.8 / 4.2 GHz | 4 / 8 | 8 MB | 2400 MHz | 8 GT/s | 72 W | Yes | Yes | Yes | Yes | Yes |
| E3-1280 v6 | 3.9 / 4.2 GHz | 4 / 8 | 8 MB | 2400 MHz | 8 GT/s | 72 W | Yes | Yes | Yes | Yes | Yes |
| Intel Xeon processor E3-1200 v5 product family | | | | | | | | | | | |
| E3-1220 v5 | 3.0 / 3.5 GHz | 4 / 4 | 8 MB | 2133 MHz | 8 GT/s | 80 W | Yes | No | Yes | Yes | Yes |
| E3-1230 v5 | 3.4 / 3.8 GHz | 4 / 8 | 8 MB | 2133 MHz | 8 GT/s | 80 W | Yes | Yes | Yes | Yes | Yes |
| E3-1240 v5 | 3.5 / 3.9 GHz | 4 / 8 | 8 MB | 2133 MHz | 8 GT/s | 80 W | Yes | Yes | Yes | Yes | Yes |
| E3-1240L v5 | 2.1 / 3.2 GHz | 4 / 8 | 8 MB | 2133 MHz | 8 GT/s | 25 W | Yes | Yes | Yes | Yes | Yes |
| E3-1260L v5 | 2.9 / 3.9 GHz | 4 / 8 | 8 MB | 2133 MHz | 8 GT/s | 45 W | Yes | Yes | Yes | Yes | Yes |
| E3-1270 v5 | 3.6 / 4.0 GHz | 4 / 8 | 8 MB | 2133 MHz | 8 GT/s | 80 W | Yes | Yes | Yes | Yes | Yes |
| E3-1280 v5 | 3.7 / 4.0 GHz | 4 / 8 | 8 MB | 2133 MHz | 8 GT/s | 80 W | Yes | Yes | Yes | Yes | Yes |
| Intel Core processors | | | | | | | | | | | |
| i3-6100T | 3.2 GHz | 2 / 4 | 3 MB | 2133 MHz | 8 GT/s | 35 W | Yes | Yes | No | Yes | Yes |
| i3-6100 | 3.7 GHz | 2 / 4 | 3 MB | 2133 MHz | 8 GT/s | 51 W | Yes | Yes | No | Yes | Yes |
| i3-6300T | 3.3 GHz | 2 / 4 | 4 MB | 2133 MHz | 8 GT/s | 35 W | Yes | Yes | No | Yes | Yes |
| i3-6300 | 3.8 GHz | 2 / 4 | 4 MB | 2133 MHz | 8 GT/s | 51 W | Yes | Yes | No | Yes | Yes |
| i3-6320 | 3.9 GHz | 2 / 4 | 4 MB | 2133 MHz | 8 GT/s | 51 W | Yes | Yes | No | Yes | Yes |
| i3-7100T | 3.4 GHz | 2 / 4 | 3 MB | 2400 MHz | 8 GT/s | 35 W | No | Yes | No | Yes | Yes |
| i3-7100 | 3.9 GHz | 2 / 4 | 3 MB | 2400 MHz | 8 GT/s | 51 W | No | Yes | No | Yes | Yes |
| i3-7300T | 3.5 GHz | 2 / 4 | 4 MB | 2400 MHz | 8 GT/s | 35 W | No | Yes | No | Yes | Yes |
| i3-7300 | 4.0 GHz | 2 / 4 | 4 MB | 2400 MHz | 8 GT/s | 51 W | No | Yes | No | Yes | Yes |
| i3-7320 | 4.1 GHz | 2 / 4 | 4 MB | 2400 MHz | 8 GT/s | 51 W | No | Yes | No | Yes | Yes |
| Intel Pentium processors | | | | | | | | | | | |
| G4400T | 2.9 GHz | 2 / 2 | 3 MB | 2133 MHz | 8 GT/s | 35 W | Yes | No | No | Yes | Yes |
| G4400 | 3.3 GHz | 2 / 2 | 3 MB | 2133 MHz | 8 GT/s | 54 W | Yes | No | No | Yes | Yes |
| G4500T | 3 GHz | 2 / 2 | 3 MB | 2133 MHz | 8 GT/s | 35 W | Yes | No | No | Yes | Yes |
| G4500 | 3.5 GHz | 2 / 2 | 3 MB | 2133 MHz | 8 GT/s | 51 W | Yes | No | No | Yes | Yes |
| G4520 | 3.6 GHz | 2 / 2 | 3 MB | 2133 MHz | 8 GT/s | 51 W | Yes | No | No | Yes | Yes |
| G4560T | 2.9 GHz | 2 / 4 | 3 MB | 2400 MHz | 8 GT/s | 35 W | Yes | Yes | No | Yes | Yes |
| G4560 | 3.5 GHz | 2 / 4 | 3 MB | 2400 MHz | 8 GT/s | 54 W | Yes | Yes | No | Yes | Yes |
| G4600T | 3.0 GHz | 2 / 4 | 3 MB | 2400 MHz | 8 GT/s | 35 W | Yes | Yes | No | Yes | Yes |
| G4600 | 3.6 GHz | 2 / 4 | 3 MB | 2400 MHz | 8 GT/s | 51 W | Yes | Yes | No | Yes | Yes |
| G4620 | 3.7 GHz | 2 / 4 | 3 MB | 2400 MHz | 8 GT/s | 51 W | Yes | Yes | No | Yes | Yes |
| Intel Celeron processors | | | | | | | | | | | |
| G3900T | 2.6 GHz | 2 / 2 | 2 MB | 1866 MHz | 8 GT/s | 35 W | Yes | No | No | Yes | Yes |
| G3900 | 2.8 GHz | 2 / 2 | 2 MB | 1866 MHz | 8 GT/s | 51 W | Yes | No | No | Yes | Yes |

| Processor model | Core frequency (Base / TB Max) | Cores / Threads | Cache | Max DDR4 frequency | Bus speed | TDP | ECC | HT | TB | VT-x | VT-d |
|-----------------|--------------------------------|-----------------|-------|--------------------|-----------|------|-----|----|----|------|------|
| G3920 | 2.9 GHz | 2 / 2 | 2 MB | 1866 MHz | 8 GT/s | 51 W | Yes | No | No | Yes | Yes |
| G3930T | 2.7 GHz | 2 / 2 | 2 MB | 2133 MHz | 8 GT/s | 35 W | Yes | No | No | Yes | Yes |
| G3930 | 2.9 GHz | 2 / 2 | 2 MB | 2133 MHz | 8 GT/s | 51 W | Yes | No | No | Yes | Yes |
| G3950 | 3.0 GHz | 2 / 2 | 2 MB | 2133 MHz | 8 GT/s | 51 W | Yes | No | No | Yes | Yes |

System x3250 M6 server models come standard with one processor. The following table lists feature codes for the processors that are available for the System x3250 M6.

Table 7. Processor options

| Description | Feature code |
|---|--------------|
| Intel Xeon E3-1200 v6 processors | |
| Intel Xeon Processor E3-1220 v6 3.0GHz 2400MHz 4C/4T Non-HT (72W) | AVDK |
| Intel Xeon Processor E3-1225 v6 3.3GHz 2400MHz 4C/4T Non-HT (73W) | AVDL |
| Intel Xeon Processor E3-1230 v6 3.5GHz 2400MHz 4C/8T HT (72W) | AVDJ |
| Intel Xeon Processor E3-1240 v6 3.7GHz 2400MHz 4C/8T HT (72W) | AVDH |
| Intel Xeon Processor E3-1270 v6 3.8GHz 2400MHz 4C/8T HT (72W) | AVDG |
| Intel Xeon Processor E3-1280 v6 3.9GHz 2400MHz 4C/8T HT (72W) | AVDF |
| Intel Xeon E3-1200 v5 processors | |
| Intel Xeon Processor E3-1220 v5 3.0GHz 2133MHz 4C/4T (80W) | ATBA |
| Intel Xeon Processor E3-1230 v5 3.4GHz 2133MHz 4C/8T (80W) | ATB9 |
| Intel Xeon Processor E3-1240 v5 3.5GHz 2133MHz 4C/8T (80W) | ATB8 |
| Intel Xeon Processor E3-1240L v5 2.1GHz 2133MHz 4C/8T (25W) | ATBC |
| Intel Xeon Processor E3-1260L v5 2.9GHz 2133MHz 4C/8T (45W) | ATBB |
| Intel Xeon Processor E3-1270 v5 3.6GHz 2133MHz 4C/8T (80W) | ATB7 |
| Intel Xeon Processor E3-1280 v5 3.7GHz 2133MHz 4C/8T (80W) | ATB6 |
| Intel Core processors | |
| Intel Core i3-6100T 3.2GHz 2133MHz 2C/4T (35W) | ATBH |
| Intel Core i3-6100 3.7GHz 2133MHz 2C/4T (51W) | ATBG |
| Intel Core i3-6300T 3.3GHz 2133MHz 2C/4T (35W) | ATBF |
| Intel Core i3-6300 3.8GHz 2133MHz 2C/4T (51W) | ATBE |
| Intel Core i3-6320 3.9GHz 2133MHz 2C/4T (51W) | ATBD |
| Intel Core i3-7100T 3.4GHz 2400MHz 2C/4T (35W) | AVDR |
| Intel Core i3-7100 3.9GHz 2400MHz 2C/4T (51W) | AVDQ |
| Intel Core i3-7300T 3.5GHz 2400MHz 2C/2T (35W) | AVDP |
| Intel Core i3-7300 4.0GHz 2400MHz 2C/4T (51W) | AVDN |
| Intel Core i3-7320 4.1GHz 2400MHz 2C/4T (51W) | AVDM |
| Intel Pentium processors | |
| Intel Pentium G4400T 2.9GHz 2133MHz 2C/2T (35W) | ATBN |
| Intel Pentium G4400 3.3GHz 2133MHz 2C/2T (54W) | ATBM |
| Intel Pentium G4500T 3.0GHz 2133MHz 2C/2T (35W) | ATBL |
| Intel Pentium G4500 3.5GHz 2133MHz 2C/2T (51W) | ATBK |

| Description | Feature code |
|---|---------------------|
| Intel Pentium G4520 3.6GHz 2133MHz 2C/2T (51W) | ATBJ |
| Intel Pentium G4560T 2.9GHz 2400MHz 2C/4T (35W) | AVDW |
| Intel Pentium G4560 3.5GHz 2400MHz 2C/4T (54W) | AVDV |
| Intel Pentium G4600T 3.0GHz 2400MHz 2C/4T (35W) | AVDU |
| Intel Pentium G4600 3.6GHz 2400MHz 2C/4T (51W) | AVDT |
| Intel Pentium G4620 3.7GHz 2400MHz 2C/4T (51W) | AVDS |
| Intel Celeron processors | |
| Intel Celeron G3900T 2.6GHz 2133MHz 2C/2T (35W) | ATBR |
| Intel Celeron G3900 2.8GHz 2133MHz 2C/2T (51W) | ATBQ |
| Intel Celeron G3920 2.9GHz 2133MHz 2C/2T (51W) | ATBP |
| Intel Celeron G3930T 2.7GHz 2133MHz 2C/2T (35W) | AVDZ |
| Intel Celeron G3930 2.9GHz 2133MHz 2C/2T (51W) | AVDY |
| Intel Celeron G3950 3.0GHz 2133MHz 2C/2T (51W) | AVDX |

Memory

Lenovo DDR4 memory is compatibility tested and tuned for optimal System x performance and reliability. Lenovo DDR4 memory has a unique signature programmed into the DIMM, which enables System x servers to verify whether the memory installed is qualified and supported. From a service and support standpoint, Lenovo memory automatically assumes the system warranty, and Lenovo provides service and support worldwide.

The System x3250 M6 server has four DIMM slots, and it supports DDR4 UDIMMs with ECC memory protection. The processor has two memory channels and supports two DIMMs per channel.

The following rules apply when selecting the memory configuration:

- The server supports memory configurations with 1, 2, 3, or 4 UDIMMs.
- The server supports 2133 MHz and 2400 MHz UDIMMs. Mixing 2133 MHz UDIMMs and 2400 MHz UDIMMs is supported; however, all UDIMMs in the server will run at the same lower speed up to 2133 MHz.
- The server supports up to 2400 MHz memory speeds for one DIMM per channel and two DIMMs per channel configurations, provided that the processors and memory UDIMMs support this memory speed (see [Processors](#) and [Memory](#) for details).

The following table summarizes memory speeds and capacities that are supported by the System x3250 M6 server.

Table 8. System x3250 M6 maximum memory speeds and capacities

| DIMMs per channel | UDIMM | |
|-------------------|------------------|------------------|
| | Memory bus speed | Maximum capacity |
| 2400 MHz UDIMMs | | |
| 1 DPC | 2400 MHz | 32 GB (2x 16 GB) |
| 2 DPC | 2400 MHz | 64 GB (4x 16 GB) |
| 2133 MHz UDIMMs | | |
| 1 DPC | 2133 MHz | 32 GB (2x 16 GB) |
| 2 DPC | 2133 MHz | 64 GB (4x 16 GB) |

The following table lists memory options available for the System x3250 M6 server.

Table 9. Memory options

| Description | Part number | Feature code | Maximum supported |
|---|-------------|--------------|-------------------|
| UDIMMs - 2400 MHz | | | |
| 8GB TruDDR4 2400 MHz (1Rx8, 1.2V) ECC UDIMM | 01KN321 | AVKM | 4 |
| 16GB TruDDR4 2400 MHz (2Rx8, 1.2V) ECC UDIMM | 01KN325 | AVKN | 4 |
| UDIMMs - 2133 MHz | | | |
| 8GB (1x8GB, 2Rx8, 1.2V) PC4-17000 DDR4 2133MHz LP ECC UDIMM | 46W0813 | ATPU | 4 |
| 16GB (1x16GB, 2Rx8, 1.2V) PC4-17000 DDR4 2133MHz LP ECC UDIMM | 46W0817 | ATRZ | 4 |

Internal storage

The System x3250 M6 server supports the following internal drive bay configurations:

1. 4x 2.5-inch SAS/SATA hot-swap drive bay server models that can be upgraded to 8x 2.5-inch SAS/SATA hot-swap drive bays
2. 4x 3.5-inch SAS/SATA hot-swap drive bay server models
3. 4x 2.5-inch SATA Simple Swap drive bay server models that can be upgraded to 8x 2.5-inch SATA Simple Swap drive bays
4. 4x 3.5-inch SATA Simple Swap drive bay server models

The following figure shows these configurations.




Figure 6. Internal drive configurations

All server models of the System x3250 M6 support an optional optical drive.

The following table shows the internal storage options available for the System x3250 M6 server.

Table 10. Internal storage options

| Description | Part number | Feature code | Maximum supported |
|--|-------------|--------------|-------------------|
| 2.5-inch base drive kits | | | |
| 2.5" Hot Swap Hardware RAID Kit | None* | ATA0 | 1 |
| 2.5" Simple Swap Hardware RAID Kit | None* | AT9Y | 1 |
| 2.5" Simple Swap Software RAID Kit | None* | AT9X | 1 |
| 3.5-inch base drive kits | | | |
| 3.5" Hot Swap Hardware RAID Kit | None* | AT9W | 1 |
| 3.5" Simple Swap Hardware RAID Kit | None* | AT9V | 1 |
| 3.5" Simple Swap Software RAID Kit | None* | AT9U | 1 |
| 2.5-inch upgrade drive kits (require the 2.5-inch base drive kit) | | | |
| 2.5" Hot Swap 4 to 8 Hard Drive Upgrade Kit | 00YE607 | ATA1 | 1 |
| 2.5" Simple Swap 4 to 8 Hard Drive Upgrade Kit | 00YE605 | AT9Z | 1 |

* Available in standard or CTO (configure to order) models, or both.

Base drive kits are always factory installed in either standard or custom (CTO) models. Upgrade drive kits can be factory installed or can be installed as a field upgrade for supported standard or custom models.

The following table lists possible internal storage configurations.

Table 11. Internal storage configurations (FC=Feature Code, PN=Part Number)

| Drive bay configuration | Storage controller* | Drive kits required |
|-------------------------------------|--|--|
| Hot-swap SAS/SATA drive bays | | |
| 4x 2.5-inch SAS/SATA hot-swap | 1x M1210; or 1x RAID or HBA (PCIe 3.0 x8) | Factory installed: <ul style="list-style-type: none"> 1x 2.5" Hot Swap Hardware RAID Kit (FC ATA0) |
| 8x 2.5-inch SAS/SATA hot-swap | 1x RAID or HBA (PCIe 3.0 x8) | Factory installed: <ul style="list-style-type: none"> 1x 2.5" Hot Swap Hardware RAID Kit (FC ATA0); and 1x 2.5" Hot Swap 4 to 8 Hard Drive Upgrade Kit (FC ATA1) Field upgrade for the 4-drive bay model: <ul style="list-style-type: none"> 1x 2.5" Hot Swap 4 to 8 Hard Drive Upgrade Kit (PN 00YE607) |
| 4x 3.5-inch SAS/SATA hot-swap | 1x M1210; or 1x RAID or HBA (PCIe 3.0 x8) | Factory installed: <ul style="list-style-type: none"> 1x 3.5" Hot Swap Hardware RAID Kit (FC AT9W) |
| Simple Swap SATA drive bays | | |
| 4x 2.5-inch SATA Simple Swap | 1x C110** | Factory installed: <ul style="list-style-type: none"> 1x 2.5" Simple Swap Software RAID Kit (FC AT9X) |
| | 1x M1210; or 1x RAID or HBA (PCIe 3.0 x8) | Factory installed: <ul style="list-style-type: none"> 1x 2.5" Simple Swap Hardware RAID Kit (FC AT9Y) |
| 8x 2.5-inch SATA Simple Swap | 1x RAID or HBA (PCIe 3.0 x8) | Factory installed: <ul style="list-style-type: none"> 1x 2.5" Simple Swap Hardware RAID Kit (FC AT9Y); and 1x 2.5" Simple Swap 4 to 8 Hard Drive Upgrade Kit (FC AT9Z) Field upgrade for the 4-drive bay model: <ul style="list-style-type: none"> 1x 2.5" Simple Swap 4 to 8 Hard Drive Upgrade Kit (PN 00YE605) |
| 4x 3.5-inch SATA Simple Swap | 1x C110** | Factory installed: <ul style="list-style-type: none"> 1x 3.5" Simple Swap Software RAID Kit (FC AT9U) |
| | 1x M1210; or 1x RAID or HBA (PCIe 3.0 x8) | Factory installed: <ul style="list-style-type: none"> 1x 3.5" Simple Swap Hardware RAID Kit (FC AT9V) |

* In the Storage controller column, RAID or HBA (PCIe 3.0 x8) means any supported PCIe 3.0 x8 controller for internal storage: M1215, M5210, or N2215.

** The x3250 M6 server models that use the ServeRAID C110 do not support an upgrade to a hardware RAID controller.

Controllers for internal storage

The following table lists the storage controllers and the additional options used for the internal storage of the System x3250 M6 server.

Table 12. RAID controllers and HBAs for internal storage

| Description | Part number | Feature code | Maximum supported | I/O slots supported |
|---|-------------|--------------|-------------------|---------------------|
| Onboard 6 Gbps SATA controller | | | | |
| ServeRAID C110 Software RAID | None# | ATS0 | 1 | - |
| 12 Gbps SAS/6 Gbps SATA controllers | | | | |
| ServeRAID M1210 SAS/SATA Controller | 00JY194 | ATPV | 1 | 1 |
| ServeRAID M1215 SAS/SATA Controller | 46C9114 | A45W | 1 | 2 |
| ServeRAID M5210 SAS/SATA Controller | 46C9110 | A3YZ | 1 | 2 |
| N2215 SAS/SATA HBA | 47C8675 | A3YY | 1 | 2 |
| Hardware upgrades for the M5210 (per one controller) | | | | |
| ServeRAID M5200 Series 1GB Cache/RAID 5 Upgrade | 47C8656 | A3Z0 | 1 | - |
| ServeRAID M5200 Series 1GB Flash/RAID 5 Upgrade | 47C8660 | A3Z1 | 1 | - |
| ServeRAID M5200 Series 2GB Flash/RAID 5 Upgrade | 47C8664 | A3Z2 | 1 | - |
| ServeRAID M5200 Series 4GB Flash/RAID 5 Upgrade | 47C8668 | A3Z3 | 1 | - |
| Features on Demand upgrades for the M5200 Series (system-wide)** | | | | |
| ServeRAID M5200 Series Zero Cache/RAID 5 Upgrade | 47C8708 | A3Z6 | 1 | - |
| ServeRAID M5200 Series RAID 6 Upgrade | 47C8706 | A3Z5 | 1* | - |
| ServeRAID M5200 Series Performance Accelerator | 47C8710 | A3Z7 | 1* | - |
| ServeRAID M5200 Series SSD Caching Enabler | 47C8712 | A3Z8 | 1* | - |
| Features on Demand upgrades for the M1200 Series (system-wide)*** | | | | |
| ServeRAID M1200 Zero Cache/RAID 5 Upgrade | 00AE930 | A5H5 | 1 | - |

ServeRAID C110 is an onboard hardware-assist, software RAID feature (Intel Rapid Storage Technology Enterprise [RSTe]) integrated into the Intel C232 Platform Controller Hub (PCH).

* Requires cache memory upgrade (47C8656, 47C8660, 47C8664, or 47C8668).

** One FoD upgrade enables the feature on all ServeRAID M5200 Series adapters (M5210, M5225) installed in the server.

*** One FoD upgrade enables the feature on all ServeRAID M1200 Series adapters (M1210, M1215) installed in the server.

Configuration notes:

- The onboard ServeRAID C110 controller does not consume a PCIe slot.
- The ServeRAID M1210 controller is supported only in the dedicated PCIe slot 1.
- Other controllers for internal storage (M1215, M5210, N2215) are supported only in the PCIe slot 2.
- The C110, M1210, M1215, M5210, and N2215 controllers are mutually exclusive, that is, only one of them can be selected in the configuration.
- Models of the System x3250 M6 that use the ServeRAID C110 controller do not support an upgrade to a hardware RAID controller.

The following table summarizes features of supported storage controllers.

Table 13. Storage controller features and specifications summary

| Feature | C110 | M1210 | M1215 | M5210 | N2215 |
|------------------------------------|----------------|------------------------------------|------------------------------------|---|------------------------------|
| Part number | None | 00JY194 | 46C9114 | 46C9110 | 47C8675 |
| Form factor | Onboard | Custom | PCIe low profile | PCIe low profile | PCIe low profile |
| Controller chip | Not applicable | LSI SAS3004 | LSI SAS3008 | LSI SAS3108 | LSI SAS3008 |
| Host interface | Not applicable | PCIe 3.0 x4 | PCIe 3.0 x8 | PCIe 3.0 x8 | PCIe 3.0 x8 |
| Port interface | 6 Gbps SATA | 12 Gbps SAS | 12 Gbps SAS | 12 Gbps SAS | 12 Gbps SAS |
| Number of ports | 4 | 4 | 8 | 8 | 8 |
| Port connectors | Custom | 1x Mini-SAS HD x4 (SFF-8643) | 2x Mini-SAS HD x4 (SFF-8643) | 2x Mini-SAS HD x4 (SFF-8643) | 2x Mini-SAS HD x4 (SFF-8643) |
| Drive interface | SATA | SAS, SATA | SAS, SATA | SAS, SATA | SAS, SATA |
| Drive type | HDD, SSD | HDD, SSD, SED | HDD, SSD, SED | HDD, SSD, SED | HDD, SSD |
| Drive form factor | SFF, LFF | SFF, LFF | SFF, LFF | SFF, LFF | SFF, LFF |
| Hot-swap drive support | No | Yes | Yes | Yes | Yes |
| Maximum number of devices | 4 | 4 | 32 (RAID); 64 (JBOD) | 240 | 1024 |
| RAID levels | 0/1/10/5 | 0/1/10; Optional 5/50 (00AE930) | 0/1/10; Optional 5/50 (00AE930) | 0/1/10; Optional 5/50 (RAID 5 FoD, 47C8708, or cache upgrades); Optional 6/60 (47C8706) | None |
| JBOD mode | Yes | Yes | Yes | Yes (without cache) | Yes |
| Cache | None | None | None | <ul style="list-style-type: none"> • 1 GB no backup (47C8656) • 1 GB flash backup (47C8660) • 2 GB flash backup (47C8664) • 4 GB flash backup (47C8668) | None |
| SED key management (SafeStore) | No | Yes (with RAID 5 FoD upgrade) | Yes (with RAID 5 FoD upgrade) | Yes (with RAID 5 FoD upgrade or any cache upgrade) | No |
| Performance Accelerator (FastPath) | No | No | No | Optional (47C8710) | No |
| SSD Caching (CacheCade Pro 2.0) | No | No | No | Optional (47C8712) | No |

Important: ServeRAID C110 is not supported by virtualization hypervisors, including VMware vSphere (ESXi), Linux KVM, Xen, and Microsoft Hyper-V.

For more information, see the list of Product Guides in the RAID adapters category:

<https://lenovopress.com/servers/options/raid>

The following table lists supported combinations of the storage controllers and drive types for the System x3250 M6 drive bay configurations.

Table 14. Storage controllers, drive types, and internal drive bays

| Drive bays | Storage Controller | Drive type | | | |
|-------------------------------|---------------------|------------|------------|-------------|----------|
| | | SAS HDD | NL SAS HDD | NL SATA HDD | SATA SSD |
| SAS/SATA hot-swap | | | | | |
| 4x 2.5-inch SAS/SATA hot-swap | C110 | No | No | No | No |
| | M1210 | Yes | Yes | Yes | Yes |
| | M1215, M5210, N2215 | Yes | Yes | Yes | Yes |
| 8x 2.5-inch SAS/SATA hot-swap | C110 | No | No | No | No |
| | M1210 | No | No | No | No |
| | M1215, M5210, N2215 | Yes | Yes | Yes | Yes |
| 4x 3.5-inch SAS/SATA hot-swap | C110 | No | No | No | No |
| | M1210 | No | Yes | Yes | No |
| | M1215, M5210, N2215 | No | Yes | Yes | No |
| SATA Simple Swap | | | | | |
| 4x 2.5-inch SATA Simple Swap | C110 | No | No | Yes | No |
| | M1210 | No | No | Yes | No |
| | M1215, M5210, N2215 | No | No | Yes | No |
| 8x 2.5-inch SATA Simple Swap | C110 | No | No | No | No |
| | M1210 | No | No | No | No |
| | M1215, M5210, N2215 | No | No | Yes | No |
| 4x 3.5-inch SATA Simple Swap | C110 | No | No | Yes | No |
| | M1210 | No | No | Yes | No |
| | M1215, M5210, N2215 | No | No | Yes | No |

Drives for internal storage

The following tables list currently available drive options for internal storage of the x3250 M6 server.

Table 15. Internal drive options: 2.5-inch hot-swap drives

| Description | Part number | Feature code | Maximum supported |
|---|-------------|--------------|-------------------|
| 2.5-inch hot-swap HDDs - 12 Gbps SAS | | | |
| 300GB 10K 12Gbps SAS 2.5" G3HS HDD | 00WG685 | AT89 | 8 |
| 300GB 15K 12Gbps SAS 2.5" G3HS HDD | 00WG660 | AT84 | 8 |
| 600GB 10K 12Gbps SAS 2.5" G3HS HDD | 00WG690 | AT8A | 8 |
| 600GB 15K 12Gbps SAS 2.5" G3HS HDD | 00WG665 | AT85 | 8 |
| 900GB 10K 12Gbps SAS 2.5" G3HS HDD | 00WG695 | AT8B | 8 |
| 900GB 15K 12Gbps SAS 2.5" G3HS 512e HDD | 01GV035 | AVKU | 8 |
| 1.2TB 10K 12Gbps SAS 2.5" G3HS HDD | 00WG700 | AT8C | 8 |
| 1.8TB 10K 12Gbps SAS 2.5" G3HS 512e HDD | 00NA271 | ASBM | 8 |

| Description | Part number | Feature code | Maximum supported |
|---|-------------|--------------|-------------------|
| 2.4TB 10K 12Gbps SAS 2.5" G3HS 512e HDD | 01GV070 | B0YT | 8 |
| 2.5-inch hot-swap HDDs - 12 Gbps NL SAS | | | |
| 1TB 7.2K 12Gbps NL SAS 2.5" G3HS HDD | 00NA491 | AT7Z | 8 |
| 2TB 7.2K 12Gbps NL SAS 2.5" G3HS HDD | 00NA496 | AT80 | 8 |
| 2.5-inch hot-swap HDDs - 6 Gbps NL SATA | | | |
| 1TB 7.2K 6Gbps NL SATA 2.5" G3HS HDD | 00AJ141 | A4TX | 8 |
| 2TB 7.2K 6Gbps NL SATA 2.5" G3HS 512e HDD | 00NA526 | AT81 | 8 |
| 2.5-inch hot-swap SEDs - 12 Gbps SAS | | | |
| 1.2TB 10K 12Gbps SAS 2.5" G3HS SED | 00WG720 | AT8G | 8 |
| 2.5-inch hot-swap SSDs - S3710 Enterprise Performance 6 Gbps SATA | | | |
| Intel S3710 800GB Enterprise Performance SATA G3HS 2.5" SSD | 00YC330 | AT9E | 8 |
| 2.5-inch hot-swap SSDs - 5100 Enterprise Mainstream 6 Gbps SATA | | | |
| 5100 240GB Enterprise Mainstream SATA G3HS 2.5" SSD | 01GV843 | AXFV | 8 |
| 5100 480GB Enterprise Mainstream SATA G3HS 2.5" SSD | 01GV848 | AXFW | 8 |
| 5100 960GB Enterprise Mainstream SATA G3HS 2.5" SSD | 01GV853 | AXFX | 8 |
| 5100 1.92TB Enterprise Mainstream SATA G3HS 2.5" SSD | 01GV858 | AXFY | 8 |
| 5100 3.84TB Enterprise Mainstream SATA G3HS 2.5" SSD | 01GV863 | AXFZ | 8 |
| 2.5-inch hot-swap SSDs - S3610 Enterprise Mainstream 6 Gbps SATA | | | |
| Intel S3610 480GB Enterprise Mainstream SATA G3HS 2.5" SSD | 00YK212 | AU3C | 8 |
| Intel S3610 800GB Enterprise Mainstream SATA G3HS 2.5" SSD | 00YK217 | AU3D | 8 |
| Intel S3610 1.2TB Enterprise Mainstream SATA G3HS 2.5" SSD | 00YK222 | AU3E | 8 |
| Intel S3610 1.6TB Enterprise Mainstream SATA G3HS 2.5" SSD | 00YK227 | AU3F | 8 |
| 2.5-inch hot-swap SSDs - S4600 Enterprise Mainstream 6 Gbps SATA | | | |
| Intel S4600 240GB Enterprise Mainstream SATA G3HS 2.5" SSD | 4XB7A08499 | B10A | 8 |
| Intel S4600 480GB Enterprise Mainstream SATA G3HS 2.5" SSD | 7SD7A05713 | B10B | 8 |
| Intel S4600 960GB Enterprise Mainstream SATA G3HS 2.5" SSD | 7SD7A05712 | B10C | 8 |
| Intel S4600 1.92TB Enterprise Mainstream SATA G3HS 2.5" SSD | 7SD7A05711 | B10D | 8 |
| 2.5-inch hot-swap SSDs - PM1633a Enterprise Capacity 6 Gbps SATA | | | |
| PM1633a 3.84TB Enterprise Capacity 12Gb SAS G3HS 2.5" SSD | 01GR786 | AVKV | 8 |
| 2.5-inch hot-swap SSDs - 5100 Enterprise Entry 6 Gbps SATA | | | |
| 5100 480GB Enterprise Entry SATA G3HS 2.5" SSD | 01KR496 | AXGL | 8 |
| 5100 960GB Enterprise Entry SATA G3HS 2.5" SSD | 01KR501 | AXGM | 8 |
| 5100 1.92TB Enterprise Entry SATA G3HS 2.5" SSD | 01KR506 | AXGN | 8 |
| 5100 3.84TB Enterprise Entry SATA G3HS 2.5" SSD | 01KR511 | AXGP | 8 |
| 2.5-inch hot-swap SSDs - PM863a Enterprise Entry 6 Gbps SATA | | | |
| PM863a 240GB Enterprise Entry SATA G3HS 2.5" SSD | 01GR836 | AVHP | 8 |
| PM863a 480GB Enterprise Entry SATA G3HS 2.5" SSD | 01GR841 | AVHQ | 8 |
| PM863a 960GB Enterprise Entry SATA G3HS 2.5" SSD | 01GR846 | AVHR | 8 |
| 2.5-inch hot-swap SSDs - S3520 Enterprise Entry 6 Gbps SATA | | | |
| Intel S3520 240GB Enterprise Entry SATA G3HS 2.5" SSD | 01GR726 | AUEM | 8 |

| Description | Part number | Feature code | Maximum supported |
|---|-------------|--------------|-------------------|
| Intel S3520 480GB Enterprise Entry SATA G3HS 2.5" SSD | 01GR731 | AUEP | 8 |
| Intel S3520 800GB Enterprise Entry SATA G3HS 2.5" SSD | 01KR466 | AXGB | 8 |
| Intel S3520 960GB Enterprise Entry SATA G3HS 2.5" SSD | 01GR736 | AUER | 8 |
| Intel S3520 1.2TB Enterprise Entry SATA G3HS 2.5" SSD | 01GR802 | AXGD | 8 |
| Intel S3520 1.6TB Enterprise Entry SATA G3HS 2.5" SSD | 01GR817 | AXGF | 8 |
| 2.5-inch hot-swap SSDs - S4500 Enterprise Entry 6 Gbps SATA | | | |
| Intel S4500 240GB Enterprise Entry SATA G3HS 2.5" SSD | 7SD7A05732 | B0Z8 | 8 |
| Intel S4500 480GB Enterprise Entry SATA G3HS 2.5" SSD | 7SD7A05731 | B0Z9 | 8 |
| Intel S4500 960GB Enterprise Entry SATA G3HS 2.5" SSD | 7SD7A05730 | B0ZA | 8 |
| Intel S4500 1.92TB Enterprise Entry SATA G3HS 2.5" SSD | 4XB7A08493 | B0ZB | 8 |
| Intel S4500 3.84TB Enterprise Entry SATA G3HS 2.5" SSD | 4XB7A08494 | B0ZC | 8 |

Table 16. Internal drive options: 2.5-inch simple-swap SATA drives

| Description | Part number | Feature code | Maximum supported |
|---|-------------|--------------|-------------------|
| 1TB 7.2K 6Gbps NL SATA 2.5" G3SS HDD | 00NA622 | ASLD | 8 |
| 2TB 7.2K 6Gbps NL SATA 2.5" G3SS 512e HDD | 00NA536 | AT82 | 8 |

Table 17. Internal drive options: 3.5-inch hot-swap drives

| Description | Part number | Feature code | Maximum supported |
|---|-------------|--------------|-------------------|
| 3.5-inch hot-swap HDDs - 12 Gbps SAS | | | |
| 300GB 15K 12Gbps SAS 3.5" G2HS HDD (2.5" HDD in 3.5" tray) | 00WG675 | AT87 | 4 |
| 600GB 15K 12Gbps SAS 3.5" G2HS HDD (2.5" HDD in 3.5" tray) | 00WG680 | AT88 | 4 |
| 900GB 15K 12Gbps SAS 3.5" G2HS 512e HDD (2.5" HDD in 3.5" tray) | 01GV040 | AVL9 | 4 |
| 3.5-inch hot-swap HDDs - 12 Gbps NL SAS | | | |
| 2TB 7.2K 12Gbps NL SAS 3.5" G2HS HDD | 00YK000 | ATYL | 4 |
| 2TB 7.2K 12Gbps NL SAS 3.5" G2HS 512e HDD | 00FN188 | A5VP | 4 |
| 4TB 7.2K 12Gbps NL SAS 3.5" G2HS HDD | 00YK005 | ATYN | 4 |
| 6TB 7.2K 12Gbps NL SAS 3.5" G2HS 512e HDD | 00FN228 | A5VR | 4 |
| 8TB 7.2K 12Gbps NL SAS 3.5" G2HS 512e HDD | 00WH121 | ATRS | 4 |
| 10TB 7.2K 12Gbps NL SAS 3.5" G2HS 512e HDD | 00YK336 | AU7R | 4 |
| 12TB 7.2K 12Gbps NL SAS 3.5" G2HS 512e HDD | 01GV055 | B119 | 4 |
| 3.5-inch hot-swap HDDs - 6 Gbps NL SATA | | | |
| 500GB 7.2K 6Gbps NL SATA 3.5" G2HS HDD | 81Y9786 | A22Y | 4 |
| 1TB 7.2K 6Gbps NL SATA 3.5" G2HS HDD | 81Y9790 | A22P | 4 |
| 2TB 7.2K 6Gbps NL SATA 3.5" G2HS HDD | 81Y9794 | A22T | 4 |
| 2TB 7.2K 6Gbps NL SATA 3.5" G2HS 512e HDD | 00FN113 | A5VD | 4 |
| 4TB 7.2K 6Gbps NL SATA 3.5" G2HS HDD | 49Y6002 | A3W9 | 4 |
| 4TB 7.2K 6Gbps NL SATA 3.5" G2HS 512e HDD | 00FN143 | A5VH | 4 |

| Description | Part number | Feature code | Maximum supported |
|--|-------------|--------------|-------------------|
| 6TB 7.2K 6Gbps NL SATA 3.5" G2HS 512e HDD | 00FN173 | A5VM | 4 |
| 8TB 7.2K 6Gbps NL SATA 3.5" G2HS 512e HDD | 00WH126 | ATRT | 4 |
| 10TB 7.2K 6Gbps NL SATA 3.5" G2HS 512e HDD | 00YK341 | AU7S | 4 |
| 12TB 7.2K 6Gbps NL SATA 3.5" G2HS 512e HDD | 01GV060 | B11A | 4 |
| 3.5-inch hot-swap SSDs (2.5" SSD in 3.5" drive tray) - 5100 Enterprise Mainstream 6 Gbps SATA | | | |
| 5100 240GB Enterprise Mainstream SATA HS 3.5" SSD | 01GV868 | AXG0 | 4 |
| 5100 480GB Enterprise Mainstream SATA HS 3.5" SSD | 01GV873 | AXG1 | 4 |
| 5100 960GB Enterprise Mainstream SATA HS 3.5" SSD | 01GV878 | AXG2 | 4 |
| 5100 1.92TB Enterprise Mainstream SATA HS 3.5" SSD | 01GV883 | AXG3 | 4 |
| 5100 3.84TB Enterprise Mainstream SATA HS 3.5" SSD | 01GV090 | AXG4 | 4 |
| 3.5-inch hot-swap SSDs (2.5" SSD in 3.5" drive tray) - S3610 Enterprise Mainstream 6 Gbps SATA | | | |
| Intel S3610 480GB Enterprise Mainstream SATA HS 3.5" SSD | 00YK237 | AU3H | 4 |
| Intel S3610 800GB Enterprise Mainstream SATA HS 3.5" SSD | 00YK242 | AU3J | 4 |
| Intel S3610 1.2TB Enterprise Mainstream SATA HS 3.5" SSD | 00YK247 | AU3K | 4 |
| Intel S3610 1.6TB Enterprise Mainstream SATA HS 3.5" SSD | 00YK252 | AU3L | 4 |
| 3.5-inch hot-swap SSDs (2.5" SSD in 3.5" drive tray) - S4600 Enterprise Mainstream 6 Gbps SATA | | | |
| Intel S4600 240GB Enterprise Mainstream SATA HS 3.5" SSD | 4XB7A08500 | B10E | 4 |
| Intel S4600 480GB Enterprise Mainstream SATA HS 3.5" SSD | 7SD7A05710 | B10F | 4 |
| Intel S4600 960GB Enterprise Mainstream SATA HS 3.5" SSD | 7SD7A05709 | B10G | 4 |
| Intel S4600 1.92TB Enterprise Mainstream SATA HS 3.5" SSD | 7SD7A05708 | B10H | 4 |
| 3.5-inch hot-swap SSDs (2.5" SSD in 3.5" drive tray) - PM1633a Enterprise Capacity 6 Gbps SATA | | | |
| PM1633a 3.84TB Enterprise Capacity 12Gb SAS HS 3.5" SSD | 01GR791 | AVKW | 4 |
| 3.5-inch hot-swap SSDs (2.5" SSD in 3.5" drive tray) - 5100 Enterprise Entry 6 Gbps SATA | | | |
| 5100 480GB Enterprise Entry SATA HS 3.5" SSD | 01KR516 | AXGQ | 4 |
| 5100 960GB Enterprise Entry SATA HS 3.5" SSD | 01KR521 | AXGR | 4 |
| 5100 1.92TB Enterprise Entry SATA HS 3.5" SSD | 01KR526 | AXGS | 4 |
| 5100 3.84TB Enterprise Entry SATA HS 3.5" SSD | 01KR531 | AXGT | 4 |
| 3.5-inch hot-swap SSDs (2.5" SSD in 3.5" drive tray) - PM863a Enterprise Entry 6 Gbps SATA | | | |
| PM863a 240GB Enterprise Entry SATA HS 3.5" SSD | 01GR899 | AVHS | 4 |
| PM863a 480GB Enterprise Entry SATA HS 3.5" SSD | 01GR851 | AVHT | 4 |
| PM863a 960GB Enterprise Entry SATA HS 3.5" SSD | 01GR856 | AVHU | 4 |
| 3.5-inch hot-swap SSDs (2.5" SSD in 3.5" drive tray) - S3520 Enterprise Entry 6 Gbps SATA | | | |
| Intel S3520 240GB Enterprise Entry SATA HS 3.5" SSD | 01GR741 | AUF0 | 4 |
| Intel S3520 480GB Enterprise Entry SATA HS 3.5" SSD | 01GR746 | AUF1 | 4 |
| Intel S3520 800GB Enterprise Entry SATA HS 3.5" SSD | 01KR471 | AXGC | 4 |
| Intel S3520 960GB Enterprise Entry SATA HS 3.5" SSD | 01GR751 | AUF2 | 4 |
| Intel S3520 1.2TB Enterprise Entry SATA HS 3.5" SSD | 01GR807 | AXGE | 4 |
| Intel S3520 1.6TB Enterprise Entry SATA HS 3.5" SSD | 01GR822 | AXGG | 4 |
| 3.5-inch hot-swap SSDs (2.5" SSD in 3.5" drive tray) - S4500 Enterprise Entry 6 Gbps SATA | | | |
| Intel S4500 240GB Enterprise Entry SATA HS 3.5" SSD | 7SD7A05729 | B0ZD | 4 |

| Description | Part number | Feature code | Maximum supported |
|--|-------------|--------------|-------------------|
| Intel S4500 480GB Enterprise Entry SATA HS 3.5" SSD | 7SD7A05728 | B0ZE | 4 |
| Intel S4500 960GB Enterprise Entry SATA HS 3.5" SSD | 7SD7A05727 | B0ZF | 4 |
| Intel S4500 1.92TB Enterprise Entry SATA HS 3.5" SSD | 4XB7A08495 | B0ZG | 4 |
| Intel S4500 3.84TB Enterprise Entry SATA HS 3.5" SSD | 4XB7A08496 | B0ZH | 4 |

Table 18. Internal drive options: 3.5-inch simple-swap SATA drives

| Description | Part number | Feature code | Maximum supported |
|---|-------------|--------------|-------------------|
| 500GB 7.2K 6Gbps NL SATA 3.5" G2SS HDD | 81Y9802 | A22U | 4 |
| 1TB 7.2K 6Gbps NL SATA 3.5" G2SS HDD | 81Y9806 | A22X | 4 |
| 2TB 7.2K 6Gbps NL SATA 3.5" G2SS HDD | 81Y9810 | A22W | 4 |
| 2TB 7.2K 6Gbps NL SATA 3.5" G2SS 512e HDD | 00FN118 | A5VE | 4 |
| 4TB 7.2K 6Gbps NL SATA 3.5" G2SS HDD | 49Y6012 | A3WA | 4 |
| 4TB 7.2K 6Gbps NL SATA 3.5" G2SS 512e HDD | 00FN148 | A5VJ | 4 |

Optical drives

The System x3250 M6 server supports the optical drive options listed in the following table.

Table 19. Optical drives

| Description | Part number | Feature code | Maximum supported |
|------------------------------------|-------------|--------------|-------------------|
| Optical drives | | | |
| Ultraslim 9.5mm SATA DVD-ROM | 00AM066 | A5KG | 1 |
| Ultraslim 9.5mm SATA Multi Burner | 00AM067 | A5KH | 1 |
| Optical drive cable (Required) | | | |
| x3250 Optical Disc Drive Cable Kit | 00YE644 | ATAB | 1 |

Ultraslim 9.5mm SATA DVD-ROM (00AM066) supports the following media and speeds for reading:

- CD-ROM 24X
- CD-DA (DAE) 24X
- CD-R 24X
- CD-RW 24X
- DVD-ROM 8X
- DVD-R 8X
- DVD+R 8X
- DVD-R DL 6X
- DVD+R DL 8X
- DVD-RW 8X
- DVD+RW 8X
- DVD-RAM (4.7 GB) 5X

Ultraslim 9.5mm SATA Multi Burner (00AM067) supports the same media and speeds for reading as DVD-ROM (part number 00AM066). This drive also supports the following media and speeds for writing:

- CD-R 24X
- CD-RW 4X
- High-Speed CD-RW 10X
- Ultra Speed CD-RW 24X
- DVD-R 8X
- DVD+R 8X
- DVD-R DL 6X
- DVD+R DL 6X
- DVD-RW 6X
- DVD+RW 8X
- DVD-RAM 5X

I/O expansion

The System x3250 M6 server has two PCIe slots on the riser card that comes standard with all models. The slot form factors are as follows:

- Slot 1: PCIe 3.0 x8 (x4-wired); dedicated slot for the M1210 adapter
- Slot 2: PCIe 3.0 x8 (x8-wired), full-height, half-length

The locations of the PCIe slots are shown in the following figure.



Figure 7. PCIe slot locations

The following adapter types are supported:

- Internal storage controllers (Refer to [Controllers for internal storage](#))
- Network adapters (Refer to [Network adapters](#))
- External SAS storage adapters (Refer to [SAS adapters for external storage](#))
- Fibre Channel HBAs (Refer to [Fibre Channel host bus adapters](#))

The Serial Port Upgrade Kit listed in the following table is used for mounting the external DB-9 serial port on the rear of the System x3250 M6. This option includes the bracket and the cable. The serial port is mounted in place of the PCIe slot 1, and the M1210 adapter cannot be used.

Table 20. Serial port

| Description | Part number | Feature code | Maximum supported |
|-------------------------------|-------------|--------------|-------------------|
| x3250 Serial Port Upgrade Kit | 00YE641 | ATA8 | 1 |

Network adapters

The System x3250 M6 supports two integrated Gigabit Ethernet ports. The integrated network interface controller (NIC) has the following features:

- An Intel I350-AM2 chip
- Two Gigabit Ethernet ports (one port is configured as a dedicated or shared management port)
- NIC Teaming (load balancing and failover)
- Ethernet features:
 - Compliant with 1 Gb Ethernet IEEE 802.3, 802.3u, and 802.3ab PHY specifications
 - Integrated PHY for 10/100/1000 Mbps for multispeed, full, and half-duplex auto-negotiation
 - Automatic cross-over detection function (MDI/MDI-X)
 - IEEE 802.3x and 802.3z compliant flow control support with software-controllable Rx thresholds and Tx pause frames
 - IEEE 1588 protocol and 802.1AS time synchronization implementation
 - IEEE802.3az - Energy Efficient Ethernet (EEE)
 - Full wake up support
 - Advanced Power Management (APM) support
 - Advanced Configuration and Power Interface (ACPI) specification v2.0c
 - Magic packet wake-up enable
- I/O Virtualization Features:
 - Eight transmit (Tx) and receive (Rx) queue pairs per port
 - Flexible port partitioning: 16 virtual functions (VF) with two ports (8 VFs per port)
 - Rx/Tx round-robin scheduling
 - Traffic isolation and traffic steering
 - Virtual machine (VM) to VM packet forwarding (packet loopback)
 - MAC and VLAN anti-spoofing
 - Malicious driver detection
 - Storm control
 - Per-pool statistics, off loads, and jumbo support
 - Independent Function Level Reset (FLR) for physical and virtual functions
 - IEEE 802.1q Virtual Local Area Network (VLAN) support with VLAN tag insertion, stripping, and advanced packet filtering for up to 4096 VLAN tags
 - Mirroring rules
 - Support for simple VEPA
 - VF promiscuous modes
- Stateless offload and performance features:
 - TCP/UDP, IPv4 checksum offloads (Rx/ Tx/Large-send); extended Tx descriptors
 - IPv6 support for IP/TCP and IP/UDP receive checksum offload
 - Tx TCP segmentation offload (IPv4, IPv6)
 - Transmit Segmentation Offloading (TSO)
 - Interrupt throttling control
 - Legacy and Message Signal Interrupt (MSI)
 - Message Signal Interrupt Extension (MSI-X)
 - Receive Side Scaling (RSS) for Windows
 - Scalable I/O for Linux environments (IPv4, IPv6, TCP/UDP)
 - Support for packets up to 9.5 KB (jumbo frames)
- Remote boot options
 - Preboot eXecution Environment (PXE) support
 - Intel iSCSI Remote Boot for Windows, Linux, and VMware

The following table lists additional supported network adapters.

Table 21. Network adapters

| Description | Part number | Feature code | Maximum supported | I/O slots supported |
|---|-------------|--------------|-------------------|---------------------|
| 10 Gb Ethernet - PCIe | | | | |
| Emulex VFA5.2 2x10 GbE SFP+ PCIe Adapter | 00AG570 | AT7S | 1* | 2 |
| Emulex VFA5 FCoE/iSCSI SW for PCIe Adapter (FoD) (Upgrade for 00AG570 - one per adapter) | 00JY824 | A5UV | 1 | - |
| Intel X710-DA2 2x10GbE SFP+ Adapter | 01DA900 | AU2Y | 1* | 2 |
| Intel X550-T2 Dual Port 10GBase-T Adapter | 00MM860 | ATPX | 1 | 2 |
| 1 Gb Ethernet - PCIe | | | | |
| Broadcom NetXtreme I Dual Port GbE Adapter | 90Y9370 | A2V4 | 1 | 2 |
| Intel I350-T2 2xGbE BaseT Adapter | 00AG510 | A56L | 1 | 2 |
| Intel I350-T4 4xGbE BaseT Adapter | 00AG520 | A56M | 1 | 2 |
| 10 GbE SFP+ transceivers and DAC cables (for 10 GbE SFP+ adapters) | | | | |
| Lenovo 10GBASE-SR SFP+ Transceiver | 46C3447 | 5053 | Port qty** | - |
| Brocade 10Gb SFP+ SR Optical Transceiver | 49Y4216 | 0069 | Port qty** | - |
| QLogic 10Gb SFP+ SR Optical Transceiver | 49Y4218 | 0064 | Port qty** | - |
| Lenovo 0.5m Passive SFP+ DAC Cable | 00D6288 | A3RG | Port qty** | - |
| Lenovo 1m Passive SFP+ DAC Cable | 90Y9427 | A1PH | Port qty** | - |
| Lenovo 1.5m Passive SFP+ DAC Cable | 00AY764 | A51N | Port qty** | - |
| Lenovo 2m Passive SFP+ DAC Cable | 00AY765 | A51P | Port qty** | - |
| Lenovo 3m Passive SFP+ DAC Cable | 90Y9430 | A1PJ | Port qty** | - |
| Lenovo 5m Passive SFP+ DAC Cable | 90Y9433 | A1PK | Port qty** | - |
| Lenovo 7m Passive SFP+ DAC Cable | 00D6151 | A3RH | Port qty** | - |

* SFP+ based adapters require supported transceivers or DAC cables that must be purchased for the adapter (See "10 Gb SFP+ transceivers and DAC cables" in the table above).

** The maximum number of transceivers or cables that are supported per adapter equals the quantity of the adapter ports. All adapter ports must have the same type of transceiver or DAC cable selected.

For more information, see the list of Product Guides in the Ethernet adapters category:

<http://lenovopress.com/servers/options/ethernet>

SAS adapters for external storage

The following table lists SAS RAID controllers and HBAs for external storage attachments that are supported by the System x3250 M6 server.

Table 22. SAS RAID adapters and HBAs for external storage

| Description | Part number | Feature code | Maximum supported | I/O slots supported |
|--|-------------|--------------|-------------------|---------------------|
| 12 Gbps SAS RAID adapter - PCIe | | | | |
| ServeRAID M5225-2GB SAS/SATA Controller | 00AE938 | A5ND | 1 | 2 |
| Feature on Demand (FoD) upgrades for the M5225 (one per server)* | | | | |
| ServeRAID M5200 Series RAID 6 Upgrade | 47C8706 | A3Z5 | 1* | - |
| ServeRAID M5200 Series Performance Accelerator | 47C8710 | A3Z7 | 1* | - |
| ServeRAID M5200 Series SSD Caching Enabler | 47C8712 | A3Z8 | 1* | - |
| 12 Gbps SAS HBAs - PCIe | | | | |
| N2225 SAS/SATA HBA | 00AE912 | A5M0 | 1 | 2 |

* One FoD upgrade for the M5225 activates the feature on all M5200 series controllers(M5210, M5225) installed in a server.

The following table summarizes features of supported HBAs.

Table 23. SAS RAID controller and HBA features and specifications summary (PN = Part number)

| Feature | M5225-2GB | N2225 |
|------------------------------------|--|---------------------------|
| Part number | 00AE938 | 00AE912 |
| Form factor | Low profile | Low profile |
| Controller chip | LSI SAS3108 | LSI SAS3008 |
| Host interface | PCIe 3.0 x8 | PCIe 3.0 x8 |
| Port interface | 12 Gbps SAS | 12 Gbps SAS |
| Number of external ports | 8 | 8 |
| External port connectors | 2x Mini-SAS HD (SFF-8644) | 2x Mini-SAS HD (SFF-8644) |
| Drive interface | SAS, SATA | SAS, SATA |
| Drive type | HDD, SED, SSD | HDD, SSD |
| Maximum number of devices | 240 | 1024 |
| RAID levels | 0/1/10/5/50; Optional 6/60 (PN 47C8706) | None |
| JBOD mode | No | Yes |
| Cache | 2 GB (included) | None |
| Cache protection | Flash (included) | None |
| Performance Accelerator (FastPath) | Optional (PN 47C8710) | None |
| SSD Caching (CacheCade Pro 2.0) | Optional (PN 47C8712) | None |

For more information about the ServeRAID M5225-2GB, see the Lenovo Press Product Guide:
<http://lenovopress.com/tips1258>

For more information about SAS HBAs, see the list of Product Guides in the Host bus adapters category:
<http://lenovopress.com/servers/options/hba>

Fibre Channel host bus adapters

The following table lists Fibre Channel HBAs supported by the System x3250 M6 server.

Table 24. Fibre Channel HBAs

| Description | Part number | Feature code | Maximum supported | I/O slots supported |
|-------------------------------|-------------|--------------|-------------------|---------------------|
| 8 Gb Fibre Channel - PCIe | | | | |
| Emulex 8Gb FC Single-port HBA | 42D0485 | 3580 | 1 | 2 |
| Emulex 8Gb FC Dual-port HBA | 42D0494 | 3581 | 1 | 2 |
| QLogic 8Gb FC Single-port HBA | 42D0501 | 3578 | 1 | 2 |
| QLogic 8Gb FC Dual-port HBA | 42D0510 | 3579 | 1 | 2 |

For more information, see the list of Product Guides in the Host bus adapters category:
<https://lenovopress.com/servers/options/hba>

Cooling

The System x3250 M6 server has four non-hot-swap system fans.

The optional thermal kit helps lower fan speeds depending on the environment's temperature to lower acoustic noise and energy use. The following table shows ordering information for the thermal kit option. The kit contains an additional thermal sensor and a sensor cable.

Note: The Thermal Kit does not extend the operating temperature range beyond 35 °C (95 °F).

Table 25. Thermal kit

| Description | Part number | Feature code | Maximum supported |
|---------------------------------------|-------------|--------------|-------------------|
| Operating Temperature Enhancement Kit | 00J6351 | A3SD | 1 |

Power supplies and cables

The System x3250 M6 server supports one 300 W AC fixed power supply or up to two 460 W redundant hot-swap power supplies. The power supplies are 80 PLUS Gold certified. Standard and TopSeller models of the System x3250 M6 come with one fixed or hot-swap power supply (model dependent, see Standard models and TopSeller models for details).

The following table lists the hot-swap power supply option for models with one hot-swap power supply. A hot-swap power supply option ships standard with one 2.8m, 10A/100-250V, IEC 320-C13 to C14 rack power cable.

Table 26. Power supplies

| Description | Part number | Feature code | Maximum supported |
|-----------------------------|-------------|--------------|-------------------|
| 460W Redundant Power Supply | 00YD992 | ATAD | 2 |

Important: It is highly recommended that customers validate the system configuration for specific power requirements by using the latest version of the Lenovo Power Planner, which is available at:
<http://support.lenovo.com/us/en/downloads/ds101155>

Standard and TopSeller models of the System x3250 M6 ship without a power cord (except the models 394316A and 363316A). Country-specific line cords or rack power cables listed in the following table should be ordered together with the server.

Table 27. Power cables

| Description | Part number | Feature code |
|--|-------------|--------------|
| Rack power cables | | |
| 1.5m, 10A/100-250V, C13 to IEC 320-C14 Rack Power Cable | 39Y7937 | 6201 |
| 2.8m, 10A/100-250V, C13 to IEC 320-C20 Rack Power Cable | 39Y7938 | 6204 |
| 4.3m, 10A/100-250V, C13 to IEC 320-C14 Rack Power Cable | 39Y7932 | 6263 |
| Country-specific line cords | | |
| Argentina 10A/250V C13 to IRAM 2073 2.8m line cord | 39Y7930 | 6222 |
| Australia/NZ 10A/250V C13 to AS/NZ 3112 2.8m line cord | 39Y7924 | 6211 |
| Brazil 10A/125V C13 to NBR 6147 2.8m line cord | 39Y7929 | 6223 |
| China 10A/250V C13 to GB 2099.1 2.8m line cord | 39Y7928 | 6210 |
| Denmark 10A/250V C13 to DK2-5a 2.8m line cord | 39Y7918 | 6213 |
| European 10A/230V C13 to GEE7-VII 2.8m line cord | 39Y7917 | 6212 |
| India 10A/250V C13 to IS 6538 2.8m line cord | 39Y7927 | 6269 |
| Israel 10A/250V C13 to SI 32 2.8m line cord | 39Y7920 | 6218 |
| Italy 10A/250V C13 to CEI 23-16 2.8m line cord | 39Y7921 | 6217 |
| Japan 12A/125V C13 to JIS C-8303 2.8m line cord | 46M2593 | A1RE |
| Korea 12A/250V C13 to KETI 2.8m line cord | 39Y7925 | 6219 |
| South Africa 10A/250V C13 to SABS 164 2.8m line cord | 39Y7922 | 6214 |
| Switzerland 10A/250V C13 to SEV 1011-S24507 2.8m line cord | 39Y7919 | 6216 |
| Taiwan 10A/250V C13 to CNS 10917-3 2.8m line cord | 00CG265 | 6317 |
| United Kingdom 10A/250V C13 to BS 1363/A 2.8m line cord | 39Y7923 | 6215 |
| United States 10A/125V C13 to NEMA 5-15P 4.3m line cord | 39Y7931 | 6207 |

Integrated virtualization

The System x3250 M6 server supports VMware ESXi installed on a USB memory key. The USB memory key is installed in a USB socket inside the server.

The following table lists virtualization options.

Table 28. Virtualization options

| Description | Part number | Feature code | Maximum supported |
|---|-------------|--------------|-------------------|
| Blank USB Memory Key 4G SLC for VMware ESXi Downloads | 00WH140 | ATRM | 1 |
| Lenovo USB Memory Key w/ VMware ESXi 6.0 U3 | None* | B176 | 1 |
| Lenovo USB Memory Key w/ VMware ESXi 6.5 U1 | None* | B175 | 1 |

* Factory-installed only; no field upgrade.

Operating systems

The System x3250 M6 server supports the following operating systems:

Table 29. Operating systems

| Operating system | Intel Processor | |
|--|--|---|
| | E3-1200 v5, i3-6100/6300, G4400/G4500*, G3900/G3920 | E3-1200 v6, i3-7100/7300, G4560/G4600, G3930/G3950 |
| Microsoft (client operating systems) | | |
| Windows 10 Professional (x64) | No | Yes |
| Microsoft (server operating systems) | | |
| Windows Server 2016 Essentials, Standard, Hyper-V | Yes | Yes |
| Windows Storage Server 2016 | Yes | Yes |
| Windows Server 2012 R2 Foundation, Essentials, Standard, Hyper-V | Yes | Yes |
| Windows Storage Server 2012 R2 | Yes | Yes |
| Windows Server 2012 Foundation, Essentials, Standard, Hyper-V | Yes | No |
| Windows Storage Server 2012 | Yes | No |
| Windows Multipoint Server 2012 | Yes | No |
| SUSE | | |
| SUSE Linux Enterprise Server 12 SP2 | Yes | Yes |
| SUSE Linux Enterprise Server 12 SP1 | Yes | No |
| SUSE Linux Enterprise Server 11 SP4 (x64) | Yes | Yes |
| Red Hat | | |
| Red Hat Enterprise Linux Server 7.3 | Yes | Yes |
| Red Hat Enterprise Linux Server 7.2 | Yes | No |
| Red Hat Enterprise Linux Server 6.8 (x64) | Yes | No |
| Red Hat Enterprise Linux Server 6.7 (x64) | Yes | No |
| VMware | | |
| VMware vSphere 6.5 (ESXi) | Yes | Yes |
| VMware vSphere 6.0 (ESXi) Update 3 | Yes | Yes |
| VMware vSphere 6.0 (ESXi) Update 1 | Yes | No |
| VMware vSphere 5.5 (ESXi) Update 3 | Yes | No |

* Includes Pentium G4500, G4500T, and G4520 processors.

Important: VMware ESXi and other hypervisor support requires a hardware RAID controller or HBA: M1210, M1215, M5210, or N2215. The onboard ServeRAID C110 controller is not supported by VMware ESXi and other hypervisors.

For the latest information about the specific versions and service levels supported and any other prerequisites, see the Operating System Interoperability Guide:

<http://lenovopress.com/redposig>

Systems management

The System x3250 M6 supports the following systems management tools:

- Integrated Management Module 2.1
- Lenovo ToolsCenter
- Lenovo XClarity Administrator
- Lenovo XClarity Energy Manager

Integrated Management Module 2.1

The System x3250 M6 server contains an Integrated Management Module II (IMM2.1), which provides advanced service-processor control, monitoring, and an alerting function. If an environmental condition exceeds a threshold or if a system component fails, the IMM2.1 lights LEDs to help you diagnose the problem, records the error in the event log, and alerts you to the problem. Optionally, the IMM2.1 also provides a virtual presence capability for remote server management capabilities.

The IMM2.1 provides remote server management through industry-standard interfaces:

- Intelligent Platform Management Interface (IPMI) Version 2.0
- Simple Network Management Protocol (SNMP) Version 3
- Common Information Model (CIM)
- Web browser

The optional Integrated Management Module Advanced Upgrade is required to enable the remote presence and blue-screen capture features. The remote presence feature provides the following functions:

- Remotely viewing video with graphics resolutions up to 1600x1200 at 75 Hz with up to 23 bits per pixel
- Remotely accessing the server using the keyboard and mouse from a remote client
- Mapping the CD or DVD drive, diskette drive, and USB flash drive on a remote client, and mapping ISO and diskette image files as virtual drives that are available for use by the server
- Uploading a diskette image to the IMM memory and mapping it to the server as a virtual drive

The blue-screen capture feature captures the video display contents before the IMM2.1 restarts the server when the IMM2.1 detects an operating system hang condition. A system administrator can use the blue-screen capture to help determine the cause of the hang condition. The following table lists the remote management option.

Table 30. Remote management option

| Description | Part number | Feature code | Maximum supported |
|---|-------------|--------------|-------------------|
| Integrated Management Module Advanced Upgrade | 90Y3901 | A1ML | 1 |

Lenovo ToolsCenter

Lenovo offers the following ToolsCenter software tools that can help you set up, use, and maintain the server at no additional cost:

- Lenovo ToolsCenter Suite**
 The ToolsCenter Suite tool is a consolidation of server management tools that helps simplify the management of System x servers. It provides functions to collect full system health information (including health status), configure system setting, update system firmware and drivers, and FoD mass activation key management for multiple endpoints.
- Lenovo ServerGuide**
 The ServerGuide tool simplifies the process of configuring RAID and installing supported Microsoft Windows Server operating systems and device drivers on a System x server.
- Lenovo UpdateXpress System Packs**
 The UpdateXpress System Packs (UXSPs) are integration-tested bundles that enable customers to maintain their server firmware and device drivers up-to-date and help them avoid unnecessary server outages.
- Lenovo Dynamic System Analysis**
 The Dynamic System Analysis (DSA) pre-boot or standalone diagnostics software speeds up troubleshooting tasks to reduce service time.

For more information and downloads, visit the ToolsCenter web page:

<http://support.lenovo.com/us/en/documents/LNVO-center>

Lenovo XClarity Administrator

Lenovo XClarity is a centralized systems management solution that helps administrators deliver infrastructure faster. This solution integrates easily with Lenovo x86 servers, Flex System, and RackSwitch switches, providing automated agent-less discovery, monitoring, firmware updates, configuration management, and bare metal deployment of operating systems and hypervisors across multiple systems.

Lenovo XClarity Administrator is an optional software component for the System x3250 M6 which can be downloaded and used at no charge to discover and monitor the x3250 M6 and manage firmware upgrades for them.

If software support is required for Lenovo XClarity Administrator, or Lenovo XClarity Administrator premium features (such as configuration management and operating system deployment) are required, or both, Lenovo XClarity Pro software subscription should be ordered. Lenovo XClarity Pro is licensed on a per managed system basis, that is, each managed Lenovo system requires a license.

The following table lists the geo-specific Lenovo XClarity software license options.

Table 31. Lenovo XClarity software options

| Description | Part number (NA, AP, Japan)* | Part number (EMEA, LA)** | Quantity |
|--|------------------------------|--------------------------|----------|
| Lenovo XClarity Pro, per Mngd Server w/1 Yr SW S&S | 00MT201 | 00MT207 | 1 |
| Lenovo XClarity Pro, per Mngd Server w/3 Yr SW S&S | 00MT202 | 00MT208 | 1 |
| Lenovo XClarity Pro, per Mngd Server w/5 Yr SW S&S | 00MT203 | 00MT209 | 1 |

* NA = North America; AP = Asia Pacific

** EMEA = Europe, Middle East, Africa; LA = Latin America

Lenovo XClarity Administrator offers the following standard features that are available at no charge:

- Auto-discovery and monitoring of Lenovo x86 servers, RackSwitch switches, and Flex System chassis
- Firmware updates and compliance enforcement
- External alerts and notifications via SNMP traps, syslog remote logging, and e-mail
- Secure connections to managed endpoints
- NIST 800-131A or FIPS 140-2 compliant cryptographic standards between the management solution and managed endpoints
- Integration into existing higher level management systems such as cloud automation and orchestration tools through REST APIs, providing extensive external visibility and control over hardware resources
- An intuitive, easy-to-use GUI
- Scripting with Windows PowerShell, providing command-line visibility and control over hardware resources

Lenovo XClarity Administrator offers the following premium features that require an optional Pro license:

- Pattern-based configuration management that allows to define configurations once and apply repeatedly without errors when deploying new servers or redeploying existing servers without disrupting the fabric
- Bare-metal deployment of operating systems and hypervisors to streamline infrastructure provisioning

In addition, Lenovo XClarity Administrator offers two software plug-in modules (Lenovo XClarity Integrators) at no charge (if software support is required, a Lenovo XClarity Pro software subscription license should be ordered):

- Lenovo XClarity Integrator for Microsoft System Center
- Lenovo XClarity Integrator for VMware vCenter

Lenovo XClarity Integrators allow administrators to manage physical infrastructure from leading external virtualization management software tools from Microsoft and VMware. Lenovo XClarity Integrators offer the following additional features:

- Ability to discover, manage, and monitor Lenovo server hardware from VMware vCenter or Microsoft System Center
- Deployment of firmware updates and configuration patterns to System x M5, M6, and X6 rack servers and Flex System from the virtualization management tool
- Non-disruptive server maintenance in clustered environments that reduces workload downtime by dynamically migrating workloads from affected hosts during rolling server updates or reboots
- Greater service level uptime and assurance in clustered environments during unplanned hardware events by dynamically triggering workload migration from impacted hosts when impending hardware failures are predicted

For more information, refer to the Lenovo XClarity Administrator Product Guide:

<http://lenovopress.com/tips1200>

Rack installation

The System x3250 M6 server models listed in [Standard models](#) and [TopSeller models](#) come with the rail kit. In addition, an optional lockable front bezel listed in the following table can be ordered for the System x3250 M6, if needed.

Table 32. Rack installation options

| Description | Part number | Feature code | Maximum supported |
|----------------------|-------------|--------------|-------------------|
| Lockable front bezel | | | |
| x3250 Security Bezel | 00YE642 | ATA9 | 1 |

Physical specifications

The System x3250 M6 server has the following dimensions and weight (approximate):

- Height: 43 mm (1.7 in)
- Width: 435 mm (17.1 in)
- Depth: 576 mm (22.7 in)
- Weight:
 - Minimum configuration: 8.6 kg (19.0 lb)
 - Maximum configuration: 13.7 kg (30.1 lb)

Operating environment

The System x3250 M6 server is supported in the following environment:

- Air temperature:
 - Server on:
 - Processors with TDP below 55 W: 5 °C to 40 °C (41 °F to 104 °F); altitude: 0 to 950 m (3,117 ft); decrease the maximum system temperature by 1 °C for every 175-m increase in altitude above 950 m.
 - Processors with TDP above 55 W: 10 °C to 35 °C (50 °F to 95 °F); altitude: 0 to 950 m (3,117 ft); decrease the maximum system temperature by 1 °C for every 175-m increase in altitude above 950 m.
 - Server off: 10 °C to 43 °C (50 °F to 109 °F)
 - Maximum altitude: 3,050 m (10,000 ft)
 - Shipment: -40 °C to +60 °C (-40 °F to 140 °F) at up to 10,000 m (32,808 ft)
- Humidity:
 - Server on: 8% to 85%, maximum dew point 24 °C; maximum rate of change 5 °C/hour
 - Server off: 8% to 85%, maximum dew point 27 °C
 - Shipment: 5% to 100%, maximum dew point 29 °C
- Electrical:
 - Models with 300 W AC fixed power supply:
 - 100 - 127 V AC (nominal); 50 Hz or 60 Hz; 4 A
 - 200 - 240 V AC (nominal); 50 Hz or 60 Hz; 2 A
 - Models with 460 W AC hot-swap power supplies:
 - 100 - 127 V AC (nominal); 50 Hz or 60 Hz; 5.6 A
 - 200 - 240 V AC (nominal); 50 Hz or 60 Hz; 2.8 A
 - Input kilovolt-amperes (kVA) (approximately):
 - Base configuration: 0.22 kVA
 - Maximum configuration: 0.35 kVA

- BTU output:
 - Base configuration: 759 Btu/hr (222 watts)
 - Maximum configuration: 1197 Btu/hr (351 watts)
- Noise level:
 - 5.4 bels (operating)
 - 5.4 bels (idle)

Warranty

The System x3250 M6 has a one-year (Machine Type 3943) or three-year (Machine Type 3633) customer-replaceable unit (CRU) and onsite (for field-replaceable units [FRUs] only) limited warranty with standard call center support during normal business hours and 9x5 Next Business Day Parts Delivered. Also available are Lenovo Services warranty maintenance upgrades and post-warranty maintenance agreements, with a well-defined scope of services, including service hours, response time, term of service, and service agreement terms and conditions.

Lenovo warranty service upgrade offerings are country-specific; that is, each country might have its own service types, service levels, response times, and terms and conditions. Not all covered types of warranty service upgrades might be available in a particular country or area. For more information about Lenovo warranty service upgrade offerings that are available in your country, refer to the Lenovo Enterprise Solutions Configurator (LESC):

<http://lesc.lenovo.com>

The following table explains warranty service definitions in more detail.

Table 33. Warranty service definitions

| Term | Description |
|----------------------------|--|
| Onsite Service | If a problem with your product cannot be resolved via telephone, a Service Technician will be dispatched to arrive at your location. |
| Parts Delivered | If a problem with your product cannot be resolved via telephone and a CRU part is required, Lenovo will send a replacement CRU to arrive at your location. If a problem with your product cannot be resolved via telephone and a FRU part is required, a Service Technician will be dispatched to arrive at your location. |
| Technician Installed Parts | If a problem with your product cannot be resolved via telephone, a Service Technician will be dispatched to arrive at your location. |
| Hours of coverage | <ul style="list-style-type: none"> • 9x5: 9 hours per day, 5 days per week, during normal business hours, excluding local public and national holidays • 24x7: 24 hours per day, 7 days per week, 365 days per year. |
| Response time target | 2 hours, 4 hours, or Next Business Day: The time period from when the telephone based troubleshooting is completed and logged, to the delivery of the CRU or arrival of a Service Technician and part at the Customer's location for repair. |
| Committed Repair | 6 hours, 8 hours, 24 hours: The time period between the service request registration in Lenovo's call management system and the restoration of the product to conformance with its specification by a Service Technician. |

The following Lenovo warranty service upgrades are available:

- Warranty and maintenance service upgrades:
 - Three, four, or five years of 9x5 or 24x7 service coverage
 - Parts delivered or technician installed parts from next business day to 4 or 2 hours
 - Committed Service Repair
 - Warranty extension of up to 5 years
 - Post warranty extensions
- Committed Service Repair
Committed Service Repair (CSR) enhances the level of Warranty Service Upgrade or Post Warranty/Maintenance Service offering associated with the selected systems. Offerings vary and are available in select countries.
 - Priority handling to meet defined time frames to restore the failing machine to good working condition
 - 24x7x6 CSR: Service performed 24 hours per day, 7 days per week, within 6 hours
 - 24x7x8 CSR: Service performed 24 hours per day, 7 days per week, within 8 hours
 - 24x7x24 CSR: Service performed 24 hours per day, 7 days per week, within 24 hours
- YourDrive YourData
Lenovo's YourDrive YourData service is a multi-drive retention offering that ensures your data is always under your control, regardless of the number of drives that are installed in your Lenovo server. In the unlikely event of a drive failure, you retain possession of your drive while Lenovo replaces the failed drive part. Your data stays safely on your premises, in your hands. The YourDrive YourData service can be purchased in convenient bundles with Lenovo warranty upgrades and extensions.
- Hardware Installation Services
Lenovo experts can seamlessly manage the physical installation of your server, storage, or networking hardware. Working at a time convenient for you (business hours or off shift), the technician will unpack and inspect the systems on your site, install options, mount in a rack cabinet, connect to power and network, check and update firmware to the latest levels, verify operation, and dispose of the packaging, allowing your team to focus on other priorities. Your new systems will be configured and ready for your software installation.

Regulatory compliance

The System x3250 M6 server conforms to the following regulations:

- AS/NZS CISPR 22, Class A (Australia/New Zealand)
- BSMI CNS 13438, Class A; CNS 14336 (Taiwan)
- CCC GB 4943.1, GB 17625.1, GB 9254 Class A (China)
- CE Mark (European Union)
- CISPR 22, Class A
- EAC (Russia)
- EN55022, Class A
- EN55024
- EN61000-3-2
- EN61000-3-3
- Energy Star 2.0 (models with hot-swap power supplies)
- FCC Part 15, Class A (United States)
- GS/TUV (Germany)
- ICES-003/NMB-03, Class A (Canada)
- IEC/EN60950-1
- KC Mark (Korea)
- NOM-019 (Mexico)
- Reduction of Hazardous Substances (ROHS)
- TUV S (Argentina)
- UL/CSA IEC 60950-1
- VCCI, Class A (Japan)

External drive enclosures

The following table lists the 6 Gbps SAS external drive enclosures that are offered by Lenovo that can be used with the System x3250 M6 for storage expansion.

Table 34. E1012 and E1024 external drive enclosure models

| Description | Part number |
|---|-------------|
| Lenovo Storage E1012 LFF Disk Expansion Single SAS IO Module, Rail Kit, 9x5 NBD | 64111B1 |
| Lenovo Storage E1012 LFF Disk Expansion Dual SAS IO Module, Rail Kit, 9x5 NBD | 64111B2 |
| Lenovo Storage E1024 SFF Disk Expansion Single SAS IO Module, Rail Kit, 9x5 NBD | 64111B3 |
| Lenovo Storage E1024 SFF Disk Expansion Dual SAS IO Module, Rail Kit, 9x5 NBD | 64111B4 |

For details about supported drives, adapters, and cables for the Lenovo Storage E1012 and E1024, see the Lenovo Press Product Guide:

<http://lenovopress.com/lp0043>

The following table lists the relationship models of the 12 Gbps SAS external drive enclosures that are offered by Lenovo that can be used with the System x3250 M6 for storage expansion.

Table 35. D1212 and D1224 relationship models

| Description | Part number |
|--|-------------|
| LFF models | |
| D1212 LFF Chassis, Dual 3-port ESMs (US English documentation) | 4587A11* |
| D1212 LFF Chassis, Dual 3-port ESMs (Simplified Chinese documentation) | 4587A1C^ |
| D1212 LFF Chassis, Dual 3-port ESMs (Japanese documentation) | 4587A1J** |
| SFF models | |
| D1224 SFF Chassis, Dual 3-port ESMs (US English documentation) | 4587A31* |
| D1224 SFF Chassis, Dual 3-port ESMs (Simplified Chinese documentation) | 4587A3C^ |
| D1224 SFF Chassis, Dual 3-port ESMs (Japanese documentation) | 4587A3J** |

* Available worldwide (except China and Japan)

^ Available only in China

** Available only in Japan

The following table lists the TopSeller models of the 12 Gbps SAS external drive enclosures that are offered by Lenovo that can be used with the System x3250 M6 for storage expansion.

Table 36. D1212 and D1224 TopSeller models

| Description | Part number |
|---|-------------|
| LFF models - North America (NA) and Europe, Middle East, and Africa (EMEA) | |
| Lenovo Storage D1212 LFF Dual ESM Disk Expansion Enclosure (US English documentation) | 4587E11 |
| LFF models - Brazil and Latin America | |
| D1212 LFF Chassis, Dual 3-port ESMs, 4x 2TB 3.5" HDDs, 4x 0.5m SAS cables | 4587EAU |
| D1212 LFF Chassis, Dual 3-port ESMs, 4x 4TB 3.5" HDDs, 4x 0.5m SAS cables | 4587EBU |
| D1212 LFF Chassis, Dual 3-port ESMs, 4x 6TB 3.5" HDDs, 4x 0.5m SAS cables | 4587ECU |
| D1212 LFF Chassis, Dual 3-port ESMs, 4x 8TB 3.5" HDDs, 4x 0.5m SAS cables | 4587EDU |
| D1212 LFF Chassis, Dual 3-port ESMs, 8x 2TB 3.5" HDDs, 4x 0.5m SAS cables | 4587EEU |
| D1212 LFF Chassis, Dual 3-port ESMs, 8x 4TB 3.5" HDDs, 4x 0.5m SAS cables | 4587EFU |
| D1212 LFF Chassis, Dual 3-port ESMs, 8x 6TB 3.5" HDDs, 4x 0.5m SAS cables | 4587EGU |
| D1212 LFF Chassis, Dual 3-port ESMs, 8x 8TB 3.5" HDDs, 4x 0.5m SAS cables | 4587EHU |
| D1212 LFF Chassis, Dual 3-port ESMs, 12x 2TB 3.5" HDDs, 4x 0.5m SAS cables | 4587EIU |
| D1212 LFF Chassis, Dual 3-port ESMs, 12x 4TB 3.5" HDDs, 4x 0.5m SAS cables | 4587EJU |
| D1212 LFF Chassis, Dual 3-port ESMs, 12x 6TB 3.5" HDDs, 4x 0.5m SAS cables | 4587EKU |
| D1212 LFF Chassis, Dual 3-port ESMs, 12x 8TB 3.5" HDDs, 4x 0.5m SAS cables | 4587ELU |
| SFF models - North America (NA) and Europe, Middle East, and Africa (EMEA) | |
| Lenovo Storage D1224 SFF Dual ESM Disk Expansion Enclosure (US English documentation) | 4587E31 |
| SFF models - Brazil and Latin America | |
| D1224 SFF Chassis, Dual 3-port ESMs, 9x 1.2TB 10K HDDs, 4x 0.5m SAS cables | 4587E6U |
| D1224 SFF Chassis, Dual 3-port ESMs, 9x 1.2TB 10K HDDs, 2x 400GB SSDs, 4x 0.5m SAS cables | 4587E2U |
| D1224 SFF Chassis, Dual 3-port ESMs, 9x 1.2TB 10K HDDs, 4x 400GB SSDs, 4x 0.5m SAS cables | 4587E4U |

| Description | Part number |
|--|-------------|
| D1224 SFF Chassis, Dual 3-port ESMs, 18x 1.2TB 10K HDDs, 1x 0.5m SAS cable | 4587E5U |
| D1224 SFF Chassis, Dual 3-port ESMs, 18x 1.2TB 10K HDDs, 2x 400GB SSDs, 4x 0.5m SAS cables | 4587E1U |
| D1224 SFF Chassis, Dual 3-port ESMs, 18x 1.2TB 10K HDDs, 4x 400GB SSDs, 4x 0.5m SAS cables | 4587E3U |

For details about supported drives, adapters, and cables for the Lenovo Storage D1212 and D1224, see the Lenovo Press Product Guide:

<http://lenovopress.com/lp0512>

The following table lists the relationship models of the 12 Gbps SAS external high density drive enclosures that are offered by Lenovo that can be used with the System x3250 M6 for storage expansion.

Table 37. D3284 relationship models

| Description | Part number |
|---|-------------|
| Lenovo Storage D3284 4TB x 84 HD Expansion Enclosure | 641311F |
| Lenovo Storage D3284 6TB x 84 HD Expansion Enclosure | 641312F |
| Lenovo Storage D3284 8TB x 84 HD Expansion Enclosure | 641313F |
| Lenovo Storage D3284 10TB x 84 HD Expansion Enclosure | 641314F |

The following table lists the TopSeller models of the 12 Gbps SAS external high density drive enclosures that are offered by Lenovo that can be used with the System x3250 M6 for storage expansion..

Table 38. D3284 TopSeller models

| Description | Part number |
|---|-------------|
| Lenovo Storage D3284 High Density Expansion Enclosure | 6413E5F |
| Lenovo Storage D3284 4TB x 42 HD Expansion Enclosure | 6413E1H |
| Lenovo Storage D3284 4TB x 84 HD Expansion Enclosure | 6413E1F |
| Lenovo Storage D3284 6TB x 42 HD Expansion Enclosure | 6413E2H |
| Lenovo Storage D3284 6TB x 84 HD Expansion Enclosure | 6413E2F |
| Lenovo Storage D3284 8TB x 42 HD Expansion Enclosure | 6413E3H |
| Lenovo Storage D3284 8TB x 84 HD Expansion Enclosure | 6413E3F |
| Lenovo Storage D3284 10TB x 42 HD Expansion Enclosure | 6413E4H |
| Lenovo Storage D3284 10TB x 84 HD Expansion Enclosure | 6413E4F |

For details about supported drives, adapters, and cables for the Lenovo Storage D3284, see the Lenovo Press Product Guide:

<http://lenovopress.com/lp0513>

External storage systems

The following table lists the external storage systems that are currently offered by Lenovo that can be used with the System x3250 M6 in IT solutions.

Table 39. External storage systems

| Description | Part number |
|--|-------------|
| Lenovo ThinkSystem DS Series Storage (SAS connectivity) | |
| Lenovo ThinkSystem DS2200 LFF SAS Dual Controller Unit (US English documentation) | 4599A41* |
| Lenovo ThinkSystem DS2200 LFF SAS Dual Controller Unit (Simplified Chinese documentation) | 4599A4C^ |
| Lenovo ThinkSystem DS2200 LFF SAS Dual Controller Unit (Japanese documentation) | 4599A4J** |
| Lenovo ThinkSystem DS2200 SFF SAS Dual Controller Unit (US English documentation) | 4599A21* |
| Lenovo ThinkSystem DS2200 SFF SAS Dual Controller Unit (Simplified Chinese documentation) | 4599A2C^ |
| Lenovo ThinkSystem DS2200 SFF SAS Dual Controller Unit (Japanese documentation) | 4599A2J** |
| Lenovo ThinkSystem DS4200 LFF SAS Dual Controller Unit (US English documentation) | 4617A41* |
| Lenovo ThinkSystem DS4200 LFF SAS Dual Controller Unit (Simplified Chinese documentation) | 4617A4C^ |
| Lenovo ThinkSystem DS4200 LFF SAS Dual Controller Unit (Japanese documentation) | 4617A4J** |
| Lenovo ThinkSystem DS4200 SFF SAS Dual Controller Unit (US English documentation) | 4617A21* |
| Lenovo ThinkSystem DS4200 SFF SAS Dual Controller Unit (Simplified Chinese documentation) | 4617A2C^ |
| Lenovo ThinkSystem DS4200 SFF SAS Dual Controller Unit (Japanese documentation) | 4617A2J** |
| Lenovo ThinkSystem DS6200 SFF SAS Dual Controller Unit (US English documentation) | 4619A21* |
| Lenovo ThinkSystem DS6200 SFF SAS Dual Controller Unit (Simplified Chinese documentation) | 4619A2C^ |
| Lenovo ThinkSystem DS6200 SFF SAS Dual Controller Unit (Japanese documentation) | 4619A2J** |
| Lenovo ThinkSystem DS Series Storage (iSCSI or FC connectivity) | |
| Lenovo ThinkSystem DS2200 LFF FC/iSCSI Dual Controller Unit (US English documentation) | 4599A31* |
| Lenovo ThinkSystem DS2200 LFF FC/iSCSI Dual Controller Unit (Simplified Chinese documentation) | 4599A3C^ |
| Lenovo ThinkSystem DS2200 LFF FC/iSCSI Dual Controller Unit (Japanese documentation) | 4599A3J** |
| Lenovo ThinkSystem DS2200 SFF FC/iSCSI Dual Controller Unit (US English documentation) | 4599A11* |
| Lenovo ThinkSystem DS2200 SFF FC/iSCSI Dual Controller Unit (Simplified Chinese documentation) | 4599A1C^ |
| Lenovo ThinkSystem DS2200 SFF FC/iSCSI Dual Controller Unit (Japanese documentation) | 4599A1J** |
| Lenovo ThinkSystem DS4200 LFF FC/iSCSI Dual Controller Unit (US English documentation) | 4617A31* |
| Lenovo ThinkSystem DS4200 LFF FC/iSCSI Dual Controller Unit (Simplified Chinese documentation) | 4617A3C^ |
| Lenovo ThinkSystem DS4200 LFF FC/iSCSI Dual Controller Unit (Japanese documentation) | 4617A3J** |
| Lenovo ThinkSystem DS4200 SFF FC/iSCSI Dual Controller Unit (US English documentation) | 4617A11* |
| Lenovo ThinkSystem DS4200 SFF FC/iSCSI Dual Controller Unit (Simplified Chinese documentation) | 4617A1C^ |
| Lenovo ThinkSystem DS4200 SFF FC/iSCSI Dual Controller Unit (Japanese documentation) | 4617A1J** |
| Lenovo ThinkSystem DS6200 SFF FC/iSCSI Dual Controller Unit (US English documentation) | 4619A11* |
| Lenovo ThinkSystem DS6200 SFF FC/iSCSI Dual Controller Unit (Simplified Chinese documentation) | 4619A1C^ |
| Lenovo Storage V Series (SAS [except V7000/V7000F], iSCSI, or FC connectivity) | |
| Lenovo Storage V3700 V2 LFF Control Enclosure | 6535C1D |
| Lenovo Storage V3700 V2 LFF Control Enclosure (TopSeller) | 6535EC1 |
| Lenovo Storage V3700 V2 SFF Control Enclosure | 6535C2D |
| Lenovo Storage V3700 V2 SFF Control Enclosure (TopSeller) | 6535EC2 |

| Description | Part number |
|--|-------------|
| Lenovo Storage V3700 V2 XP LFF Control Enclosure | 6535C3D |
| Lenovo Storage V3700 V2 XP LFF Control Enclosure (TopSeller) | 6535EC3 |
| Lenovo Storage V3700 V2 XP SFF Control Enclosure | 6535C4D |
| Lenovo Storage V3700 V2 XP SFF Control Enclosure (TopSeller) | 6535EC4 |
| Lenovo Storage V5030 LFF Control Enclosure 3Yr S&S | 6536C12 |
| Lenovo Storage V5030 LFF Control Enclosure 5Yr S&S | 6536C32 |
| Lenovo Storage V5030 SFF Control Enclosure 3Yr S&S | 6536C22 |
| Lenovo Storage V5030 SFF Control Enclosure 5Yr S&S | 6536C42 |
| Lenovo Storage V5030F SFF Control Enclosure 3Yr S&S | 6536B1F |
| Lenovo Storage V5030F SFF Control Enclosure 5Yr S&S | 6536B2F |
| Lenovo Storage V7000 SFF Control Enclosure 3Yr S&S PRC | 6538R11^ |
| Lenovo Storage V7000 SFF Control Enclosure 5Yr S&S PRC | 6538R21^ |
| Lenovo Storage V7000F SFF Control Enclosure 3Yr S&S PRC | 6538R1G^ |
| Lenovo Storage V7000F SFF Control Enclosure 5Yr S&S PRC | 6538R2G^ |
| IBM Storwize for Lenovo (SAS [except V7000], iSCSI or FC connectivity) | |
| IBM Storwize V3500 3.5-inch Dual Control Storage Controller Unit | 6096CU2^ |
| IBM Storwize V3500 2.5-inch Dual Control Storage Controller Unit | 6096CU3^ |
| IBM Storwize V7000 SFF Control Enclosure, 3YR SWMA | 6195C32† |
| IBM Storwize V7000 SFF Control Enclosure, 3YR SWMA, LA | 6195C3L‡ |
| IBM Storwize V7000 SFF Control Enclosure, 5YR SWMA | 6195C52† |
| IBM Storwize V7000 SFF Control Enclosure, 5YR SWMA, LA | 6195C5L‡ |
| Lenovo Storage DX8200 Series (NAS or iSCSI connectivity; optional FC connectivity) | |
| Lenovo Storage DX8200D Storage Virtualization Entry, 4TB, 3yr SW S&S | 5135A3x# |
| Lenovo Storage DX8200D Storage Virtualization Entry, 4TB, 4yr SW S&S | 5135J3x# |
| Lenovo Storage DX8200D Storage Virtualization Entry, 4TB, 5yr SW S&S | 51351Wx# |
| Lenovo Storage DX8200D Storage Virtualization Mid, 16TB, 3yr SW S&S | 5135B3x# |
| Lenovo Storage DX8200D Storage Virtualization Mid, 16TB, 4yr SW S&S | 5135L3x# |
| Lenovo Storage DX8200D Storage Virtualization Mid, 16TB, 5yr SW S&S | 51352Wx# |
| Lenovo Storage DX8200D Storage Virtualization High, 64TB, 3yr SW S&S | 5135C3x# |
| Lenovo Storage DX8200D Storage Virtualization High, 64TB, 4yr SW S&S | 5135M3x# |
| Lenovo Storage DX8200D Storage Virtualization High, 64TB, 5yr SW S&S | 51353Wx# |
| Lenovo Storage DX8200D ServerSAN Entry, 8TB, 3yr SW S&S | 5135D3x# |
| Lenovo Storage DX8200D ServerSAN Entry, 8TB, 4yr SW S&S | 5135N3x# |
| Lenovo Storage DX8200D ServerSAN Entry, 8TB, 5yr SW S&S | 51354Wx# |
| Lenovo Storage DX8200D ServerSAN Mid, 16TB, 3yr SW S&S | 5135F3x# |
| Lenovo Storage DX8200D ServerSAN Mid, 16TB, 4yr SW S&S | 5135P3x# |
| Lenovo Storage DX8200D ServerSAN Mid, 16TB, 5yr SW S&S | 51355Wx# |
| Lenovo Storage DX8200D ServerSAN High, 32TB, 3yr SW S&S | 5135G3x# |
| Lenovo Storage DX8200D ServerSAN High, 32TB, 4yr SW S&S | 5135Q3x# |
| Lenovo Storage DX8200D ServerSAN High, 32TB, 5yr SW S&S | 51356Wx# |

| Description | Part number |
|---|-------------|
| Lenovo Storage DX8200N with 1x N2226 HBA (Requires a supported external drive enclosure) | 5128C1x# |
| Lenovo Storage DX8200N with 2x N2226 HBAs (Requires a supported external drive enclosure) | 5128C2x# |
| Lenovo Storage DX8200C Series (S3 cloud storage) | |
| Lenovo Storage DX8200C 56TB (14x 4TB HDDs) with Cloudian HyperStore - 3yr HW/SW S&S | 5120D1x# |
| Lenovo Storage DX8200C 84TB (14x 6TB HDDs) with Cloudian HyperStore - 3yr HW/SW S&S | 5120D2x# |
| Lenovo Storage DX8200C 112TB (14x 8TB HDDs) with Cloudian HyperStore - 3yr HW/SW S&S | 5120D3x# |
| Lenovo Storage DX8200C 140TB (14x 10TB HDDs) with Cloudian HyperStore - 3yr HW/SW S&S | 5120D4x# |

* Available worldwide (except China and Japan).

^ Available only in China.

** Available only in Japan.

† Available worldwide except Latin America.

‡ Available only in Latin America.

x represents a geo-specific letter (for example: U = North America, G = EMEA). Ask a Lenovo representative for specifics.

For more information, see the list of Product Guides in the following categories:

- Lenovo DS Series and V Series storage:
<http://lenovopress.com/storage/san/lenovo#rt=product-guide>
- IBM Storwize for Lenovo storage:
<http://lenovopress.com/storage/san/ibm#rt=product-guide>
- Lenovo Cloud storage:
<http://lenovopress.com/storage/cloud#rt=product-guide>
- Lenovo NAS storage:
<http://lenovopress.com/storage/nas#rt=product-guide>

External backup units

The following table lists the external backup options that are offered by Lenovo that can be used with the System x3250 M6 in backup solutions.

Table 40. External backup unit options

| Description | Part number |
|--|-------------|
| External RDX USB drives | |
| RDX External USB 3.0 Dock with 320GB Cartridge | 362532Y |
| RDX External USB 3.0 Dock with 500GB Cartridge | 362550Y |
| RDX External USB 3.0 Dock with 1TB Cartridge | 36251TY |
| External SAS tape backup drives | |
| IBM TS2250 Tape Drive Model H5S | 6160S5E |
| IBM TS2260 Tape Drive Model H6S | 6160S6E |
| IBM TS2270 Tape Drive Model H7S | 6160S7E |
| External SAS tape backup autoloaders | |
| IBM TS2900 Tape Autoloader w/LTO5 HH SAS | 6171S5R |
| IBM TS2900 Tape Autoloader w/LTO6 HH SAS | 6171S6R |
| IBM TS2900 Tape Autoloader w/LTO7 HH SAS | 6171S7R |
| External tape backup libraries | |
| IBM TS3100 Tape Library Model L2U | 61732UL |
| IBM TS3200 Tape Library Model L4U | 61734UL |
| Fibre Channel backup drives for TS3100 and TS3200 Tape Libraries | |
| 6173 LTO Ultrium 5 Fibre Channel Drive | 00NA107 |
| 6173 LTO Ultrium 5 Half High Fibre Drive Sled | 00NA113 |
| 6173 LTO Ultrium 6 Fibre Channel Drive | 00NA115 |
| 6173 LTO Ultrium 6 Half High Fibre Drive Sled | 00NA119 |
| 6173 LTO Ultrium 7 Fibre Channel Drive | 00WF765 |
| 6173 LTO Ultrium 7 Half High Fibre Drive Sled | 00WF769 |
| SAS backup drives for TS3100 and TS3200 Tape Libraries | |
| 6173 LTO Ultrium 5 SAS Drive Sled | 00NA109 |
| 6173 LTO Ultrium 5 Half High SAS Drive Sled | 00NA111 |
| 6173 LTO Ultrium 6 Half High SAS Drive Sled | 00NA117 |
| 6173 LTO Ultrium 7 Half High SAS Drive Sled | 00WF767 |

For more information, see the list of Product Guides in the Backup units category:
<http://lenovopress.com/servers/options/backup>

Ethernet LAN switches

The following table lists the Ethernet LAN switches that are offered by Lenovo that can be used with the System x3250 M6 server in IT solutions.

Table 41. Ethernet LAN switches

| Description | Part number |
|---|-------------|
| 1 Gb Ethernet switches | |
| Juniper EX2300-C PoE Switch | 7165H1X |
| Juniper EX2300-24p PoE Switch | 7165H2X |
| Lenovo RackSwitch G7028 (Rear to Front) | 7159BAX |
| Lenovo RackSwitch G7052 (Rear to Front) | 7159CAX |
| Lenovo RackSwitch G8052 (Rear to Front) | 7159G52 |
| 10 Gb Ethernet switches | |
| Lenovo ThinkSystem NE1032 RackSwitch (Rear to Front) | 7159A1X |
| Lenovo ThinkSystem NE1032T RackSwitch (Rear to Front) | 7159B1X |
| Lenovo ThinkSystem NE1072T RackSwitch (Rear to Front) | 7159C1X |
| Lenovo RackSwitch G8124E (Rear to Front) | 7159BR6 |
| Lenovo RackSwitch G8264 (Rear to Front) | 7159G64 |
| Lenovo RackSwitch G8264CS (Rear to Front) | 7159DRX |
| Lenovo RackSwitch G8272 (Rear to Front) | 7159CRW |
| Lenovo RackSwitch G8296 (Rear to Front) | 7159GR6 |
| 25 Gb Ethernet switches | |
| Lenovo ThinkSystem NE2572 RackSwitch (Rear to Front) | 7159E1X |
| 40 Gb Ethernet switches | |
| Lenovo RackSwitch G8332 (Rear to Front) | 7159BRX |
| 100 Gb Ethernet switches | |
| Lenovo ThinkSystem NE10032 RackSwitch (Rear to Front) | 7159D1X |

For more information, see the list of Product Guides in the Top-of-rack Switches category:
<http://lenovopress.com/servers/options/switches#rt=product-guide>

Fibre Channel SAN switches

The following table lists currently available Fibre Channel SAN switches that are offered by Lenovo that can be used with the System x3250 M6 in IT solutions.

Table 42. Fibre Channel SAN switches

| Description | Part number |
|--|-------------|
| 8 Gb FC | |
| Lenovo B300, 8 ports activated, 8x 8Gb SWL SFPs, 1 PS, Rail Kit | 3873AR3 |
| Lenovo B6505, 12 ports activated, 12x 8Gb SWL SFPs, 1 PS, Rail Kit | 3873AR4 |
| Lenovo B6510, 24 ports activated, 24x 8Gb SWL SFPs, 2 PS, Rail Kit | 3873BR2 |
| 16 Gb FC | |
| Lenovo ThinkSystem DB610S, 8 ports activated, 8x 16Gb SWL SFPs, 1 PS, Rail Kit | 6559D2Y |
| Lenovo ThinkSystem DB610S, 24 ports activated, 24x 16Gb SWL SFP, Enterprise SW, 1 PS, Rail Kit | 6559D1Y |
| Lenovo B6505, 12 ports activated w/ 16Gb SWL SFPs, 1 PS, Rail Kit | 3873AR5 |
| Lenovo B6510, 24 ports activated w/ 16Gb SWL SFPs, 2 PS, Rail Kit | 3873BR3 |
| 32 Gb FC | |
| Lenovo ThinkSystem DB610S, 8 ports activated, 1 PS, Rail Kit | 6559D3Y |
| Lenovo ThinkSystem DB620S, 24 Ports Activated, 24x 32Gb SWL SFPs, 2 PS, Rail Kit | 6415G11 |
| Lenovo ThinkSystem DB620S, 48 Ports Activated, 48x 32Gb SWL SFPs, 2 PS, Rail Kit | 6415G2A |
| Lenovo ThinkSystem DB400D 32Gb FC Director, up to 192 ports, 8U, Enterprise SW | 6684B2A |
| Lenovo ThinkSystem DB800D 32Gb FC Director, up to 384 ports, 14U, Enterprise SW | 6682B1A |

For more information, see the list of Product Guides in the Rack SAN Switches category:
<http://lenovopress.com/storage/switches/rack#rt=product-guide>

Rack cabinets

The following table lists the rack cabinets that are offered by Lenovo that can be used in System x3250 M6 solutions.

Table 43. Rack cabinets

| Description | Part number |
|---|-------------|
| 25U S2 Standard Rack (1000 mm deep; 2 sidewall compartments) | 93072RX |
| 25U Static S2 Standard Rack (1000 mm deep; 2 sidewall compartments) | 93072PX |
| 42U S2 Standard Rack (1000 mm deep; 6 sidewall compartments) | 93074RX |
| 42U 1100mm Enterprise V2 Dynamic Rack (6 sidewall compartments) | 93634PX |
| 42U 1100mm Enterprise V2 Dynamic Expansion Rack (6 sidewall compartments) | 93634EX |
| 42U 1200mm Deep Dynamic Rack (6 sidewall compartments) | 93604PX |
| 42U 1200mm Deep Static Rack (6 sidewall compartments) | 93614PX |
| 42U Enterprise Rack (1105 mm deep; 4 sidewall compartments) | 93084PX |
| 42U Enterprise Expansion Rack (1105 mm deep; 4 sidewall compartments) | 93084EX |

For more information, see the list of Product Guides in the Rack cabinets category:
<http://lenovopress.com/servers/options/racks>

KVM switches and consoles

The following table lists the KVM switches and consoles that are offered by Lenovo that can be used in System x3250 M6 solutions.

Table 44. KVM switch and console options

| Description | Part number |
|---|-------------|
| Consoles | |
| 1U 18.5" Standard Console (without keyboard) | 17238BX |
| Console keyboards | |
| Lenovo UltraNav Keyboard USB - US Eng | 00MW310 |
| Keyboard w/ Int. Pointing Device USB - Arabic 253 RoHS v2 | 46W6713 |
| Keyboard w/ Int. Pointing Device USB - Belg/UK 120 RoHS v2 | 46W6714 |
| Keyboard w/ Int. Pointing Device USB - Chinese/US 467 RoHS v2 | 46W6715 |
| Keyboard w/ Int. Pointing Device USB - Czech 489 RoHS v2 | 46W6716 |
| Keyboard w/ Int. Pointing Device USB - Danish 159 RoHS v2 | 46W6717 |
| Keyboard w/ Int. Pointing Device USB - Dutch 143 RoHS v2 | 46W6718 |
| Keyboard w/ Int. Pointing Device USB - French 189 RoHS v2 | 46W6719 |
| Keyboard w/ Int. Pointing Device USB - Fr/Canada 445 RoHS v2 | 46W6720 |
| Keyboard w/ Int. Pointing Device USB - German 129 RoHS v2 | 46W6721 |
| Keyboard w/ Int. Pointing Device USB - Greek 219 RoHS v2 | 46W6722 |
| Keyboard w/ Int. Pointing Device USB - Hebrew 212 RoHS v2 | 46W6723 |
| Keyboard w/ Int. Pointing Device USB - Hungarian 208 RoHS v2 | 46W6724 |
| Keyboard w/ Int. Pointing Device USB - Italian 141 RoHS v2 | 46W6725 |
| Keyboard w/ Int. Pointing Device USB - Japanese 194 RoHS v2 | 46W6726 |

| Description | Part number |
|--|--------------------|
| Keyboard w/ Int. Pointing Device USB - Korean 413 RoHS v2 | 46W6727 |
| Keyboard w/ Int. Pointing Device USB - LA Span 171 RoHS v2 | 46W6728 |
| Keyboard w/ Int. Pointing Device USB - Norwegian 155 RoHS v2 | 46W6729 |
| Keyboard w/ Int. Pointing Device USB - Polish 214 RoHS v2 | 46W6730 |
| Keyboard w/ Int. Pointing Device USB - Portugese 163 RoHS v2 | 46W6731 |
| Keyboard w/ Int. Pointing Device USB - Russian 441 RoHS v2 | 46W6732 |
| Keyboard w/ Int. Pointing Device USB - Slovak 245 RoHS v2 | 46W6733 |
| Keyboard w/ Int. Pointing Device USB - Spanish 172 RoHS v2 | 46W6734 |
| Keyboard w/ Int. Pointing Device USB - Swed/Finn 153 RoHS v2 | 46W6735 |
| Keyboard w/ Int. Pointing Device USB - Swiss F/G 150 RoHS v2 | 46W6736 |
| Keyboard w/ Int. Pointing Device USB - Thai 191 RoHS v2 | 46W6737 |
| Keyboard w/ Int. Pointing Device USB - Turkish 179 RoHS v2 | 46W6738 |
| Keyboard w/ Int. Pointing Device USB - UK Eng 166 RoHS v2 | 46W6739 |
| Keyboard w/ Int. Pointing Device USB - US Euro 103P RoHS v2 | 46W6740 |
| Keyboard w/ Int. Pointing Device USB - Slovenian 234 RoHS v2 | 46W6741 |
| Console switches | |
| Global 4x2x32 Console Manager (GCM32) | 1754D2X |
| Global 2x2x16 Console Manager (GCM16) | 1754D1X |
| Local 2x16 Console Manager (LCM16) | 1754A2X |
| Local 1x8 Console Manager (LCM8) | 1754A1X |
| Console cables | |
| Single Cable USB Conversion Option (UCO) | 43V6147 |
| USB Conversion Option (4 Pack UCO) | 39M2895 |
| Virtual Media Conversion Option Gen2 (VCO2) | 46M5383 |
| Serial Conversion Option (SCO) | 46M5382 |

For more information, see the list of Product Guides in the KVM Switches and Consoles category:
<http://lenovopress.com/servers/options/kvm>

Power distribution units

The following table lists the power distribution units (PDUs) that are offered by Lenovo that can be used in System x3250 M6 solutions.

Table 45. Power distribution units

| Description | Part number |
|---|-------------|
| 0U Basic PDUs | |
| 0U 36 C13/6 C19 24A/200-240V 1 Phase PDU with NEMA L6-30P line cord | 00YJ776 |
| 0U 36 C13/6 C19 32A/200-240V 1 Phase PDU with IEC60309 332P6 line cord | 00YJ777 |
| 0U 21 C13/12 C19 32A/200-240V/346-415V 3 Phase PDU with IEC60309 532P6 line cord | 00YJ778 |
| 0U 21 C13/12 C19 48A/200-240V 3 Phase PDU with IEC60309 460P9 line cord | 00YJ779 |
| Switched and Monitored PDUs | |
| 0U 20 C13/4 C19 Switched and Monitored 24A/200-240V/1Ph PDU w/ NEMA L6-30P line cord | 00YJ781 |
| 0U 20 C13/4 C19 Switched and Monitored 32A/200-240V/1Ph PDU w/ IEC60309 332P6 line cord | 00YJ780 |
| 0U 18 C13/6 C19 Switched / Monitored 32A/200-240V/346-415V/3Ph PDU w/ IEC60309 532P6 cord | 00YJ782 |
| 0U 12 C13/12 C19 Switched and Monitored 48A/200-240V/3Ph PDU w/ IEC60309 460P9 line cord | 00YJ783 |
| 1U 9 C19/3 C13 Switched and Monitored DPI PDU (without line cord) | 46M4002 |
| 1U 9 C19/3 C13 Switched and Monitored 60A 3Ph PDU with IEC 309 3P+Gnd cord | 46M4003 |
| 1U 12 C13 Switched and Monitored DPI PDU (without line cord) | 46M4004 |
| 1U 12 C13 Switched and Monitored 60A 3 Phase PDU with IEC 309 3P+Gnd line cord | 46M4005 |
| Ultra Density Enterprise PDUs (9x IEC 320 C13 + 3x IEC 320 C19 outlets) | |
| Ultra Density Enterprise C19/C13 PDU Module (without line cord) | 71762NX |
| Ultra Density Enterprise C19/C13 PDU 60A/208V/3ph with IEC 309 3P+Gnd line cord | 71763NU |
| C13 Enterprise PDUs (12x IEC 320 C13 outlets) | |
| DPI C13 Enterprise PDU+ (without line cord) | 39M2816 |
| DPI Single Phase C13 Enterprise PDU (without line cord) | 39Y8941 |
| C19 Enterprise PDUs (6x IEC 320 C19 outlets) | |
| DPI Single Phase C19 Enterprise PDU (without line cord) | 39Y8948 |
| DPI 60A 3 Phase C19 Enterprise PDU with IEC 309 3P+G (208 V) fixed line cord | 39Y8923 |
| Front-end PDUs (3x IEC 320 C19 outlets) | |
| DPI 30amp/125V Front-end PDU with NEMA L5-30P line cord | 39Y8938 |
| DPI 30amp/250V Front-end PDU with NEMA L6-30P line cord | 39Y8939 |
| DPI 32amp/250V Front-end PDU with IEC 309 2P+Gnd line cord | 39Y8934 |
| DPI 60amp/250V Front-end PDU with IEC 309 2P+Gnd line cord | 39Y8940 |
| DPI 63amp/250V Front-end PDU with IEC 309 2P+Gnd line cord | 39Y8935 |
| Universal PDUs (7x IEC 320 C13 outlets) | |
| DPI Universal 7 C13 PDU (with 2 m IEC 320-C19 to C20 rack power cord) | 00YE443 |
| NEMA PDUs (6x NEMA 5-15R outlets) | |
| DPI 100-127V PDU with fixed NEMA L5-15P line cord | 39Y8905 |
| Line cords for PDUs that ship without a line cord | |
| DPI 30a Line Cord (NEMA L6-30P) | 40K9614 |
| DPI 32a Line Cord (IEC 309 P+N+G) | 40K9612 |

| Description | Part number |
|--|-------------|
| DPI 32a Line Cord (IEC 309 3P+N+G) | 40K9611 |
| DPI 60a Cord (IEC 309 2P+G) | 40K9615 |
| DPI 63a Cord (IEC 309 P+N+G) | 40K9613 |
| DPI Australian/NZ 3112 Line Cord (32A) | 40K9617 |
| DPI Korean 8305 Line Cord (30A) | 40K9618 |

For more information, see the list of Product Guides in the Power infrastructure category:
<https://lenovopress.com/servers/options/pdu>

Uninterruptible power supply units

The following table lists the uninterruptible power supply (UPS) units that are offered by Lenovo that can be used in System x3250 M6 solutions.

Table 46. Uninterruptible power supply units

| Description | Part number |
|---|-------------|
| RT1.5kVA 2U Rack or Tower UPS (100-125VAC) | 55941AX |
| RT1.5kVA 2U Rack or Tower UPS (200-240VAC) | 55941KX |
| RT2.2kVA 2U Rack or Tower UPS (100-125VAC) | 55942AX |
| RT2.2kVA 2U Rack or Tower UPS (200-240VAC) | 55942KX |
| RT3kVA 2U Rack or Tower UPS (100-125VAC) | 55943AX |
| RT3kVA 2U Rack or Tower UPS (200-240VAC) | 55943KX |
| RT5kVA 3U Rack or Tower UPS (200-240VAC) | 55945KX |
| RT6kVA 3U Rack or Tower UPS (200-240VAC) | 55946KX |
| RT8kVA 6U Rack or Tower UPS (200-240VAC) | 55948KX |
| RT11kVA 6U Rack or Tower UPS (200-240VAC) | 55949KX |
| RT8kVA 6U 3:1 Phase Rack or Tower UPS (380-415VAC) | 55948PX |
| RT11kVA 6U 3:1 Phase Rack or Tower UPS (380-415VAC) | 55949PX |

For more information, see the list of Product Guides in the Power infrastructure category:
<http://lenovopress.com/servers/options/ups>

Lenovo Financial Services

Lenovo Financial Services reinforces Lenovo's commitment to deliver pioneering products and services that are recognized for their quality, excellence, and trustworthiness. Lenovo Financial Services offers financing solutions and services that complement your technology solution anywhere in the world.

We are dedicated to delivering a positive finance experience for customers like you who want to maximize your purchase power by obtaining the technology you need today, protect against technology obsolescence, and preserve your capital for other uses.

We work with businesses, non-profit organizations, governments and educational institutions to finance their entire technology solution. We focus on making it easy to do business with us. Our highly experienced team of finance professionals operates in a work culture that emphasizes the importance of providing outstanding customer service. Our systems, processes and flexible policies support our goal of providing customers with a positive experience.

We finance your entire solution. Unlike others, we allow you to bundle everything you need from hardware and software to service contracts, installation costs, training fees, and sales tax. If you decide weeks or months later to add to your solution, we can consolidate everything into a single invoice.

Our Premier Client services provide large accounts with special handling services to ensure these complex transactions are serviced properly. As a premier client, you have a dedicated finance specialist who manages your account through its life, from first invoice through asset return or purchase. This specialist develops an in-depth understanding of your invoice and payment requirements. For you, this dedication provides a high-quality, easy, and positive financing experience.

For your region specific offers please ask your Lenovo sales representative or your technology provider about the use of Lenovo Financial Services. For more information, see the following Lenovo website: <http://www.lenovofs.com>

Related publications and links

For more information, see these resources:

- Lenovo servers product page
<http://www.lenovo.com/systems/servers>
- Lenovo Lenovo Enterprise Solutions Configurator (LESC):
<http://lesc.lenovo.com>
- ServerProven hardware compatibility page for the System x3250 M6
<http://static.lenovo.com/us/en/serverproven/xseries/3943.shtml>
<http://static.lenovo.com/us/en/serverproven/xseries/3633.shtml>
- *xREF: System x Reference*
<http://lenovopress.com/xref>
- System x3250 M6 documentation
<http://datacentersupport.lenovo.com/us/en/products/servers/system-x/system-x3250-m6/documentation>
- Lenovo Support - System x3250 M6
<http://datacentersupport.lenovo.com/us/en/products/servers/system-x/system-x3250-m6>

Related product families

Product families related to this document are the following:

- [1-Socket Rack Servers](#)

Notices

Lenovo may not offer the products, services, or features discussed in this document in all countries. Consult your local Lenovo representative for information on the products and services currently available in your area. Any reference to a Lenovo product, program, or service is not intended to state or imply that only that Lenovo product, program, or service may be used. Any functionally equivalent product, program, or service that does not infringe any Lenovo intellectual property right may be used instead. However, it is the user's responsibility to evaluate and verify the operation of any other product, program, or service. Lenovo may have patents or pending patent applications covering subject matter described in this document. The furnishing of this document does not give you any license to these patents. You can send license inquiries, in writing, to:

Lenovo (United States), Inc.
1009 Think Place - Building One
Morrisville, NC 27560
U.S.A.
Attention: Lenovo Director of Licensing

LENOVO PROVIDES THIS PUBLICATION "AS IS" WITHOUT WARRANTY OF ANY KIND, EITHER EXPRESS OR IMPLIED, INCLUDING, BUT NOT LIMITED TO, THE IMPLIED WARRANTIES OF NON-INFRINGEMENT, MERCHANTABILITY OR FITNESS FOR A PARTICULAR PURPOSE. Some jurisdictions do not allow disclaimer of express or implied warranties in certain transactions, therefore, this statement may not apply to you.

This information could include technical inaccuracies or typographical errors. Changes are periodically made to the information herein; these changes will be incorporated in new editions of the publication. Lenovo may make improvements and/or changes in the product(s) and/or the program(s) described in this publication at any time without notice.

The products described in this document are not intended for use in implantation or other life support applications where malfunction may result in injury or death to persons. The information contained in this document does not affect or change Lenovo product specifications or warranties. Nothing in this document shall operate as an express or implied license or indemnity under the intellectual property rights of Lenovo or third parties. All information contained in this document was obtained in specific environments and is presented as an illustration. The result obtained in other operating environments may vary. Lenovo may use or distribute any of the information you supply in any way it believes appropriate without incurring any obligation to you.

Any references in this publication to non-Lenovo Web sites are provided for convenience only and do not in any manner serve as an endorsement of those Web sites. The materials at those Web sites are not part of the materials for this Lenovo product, and use of those Web sites is at your own risk. Any performance data contained herein was determined in a controlled environment. Therefore, the result obtained in other operating environments may vary significantly. Some measurements may have been made on development-level systems and there is no guarantee that these measurements will be the same on generally available systems. Furthermore, some measurements may have been estimated through extrapolation. Actual results may vary. Users of this document should verify the applicable data for their specific environment.

© Copyright Lenovo 2017. All rights reserved.

This document, LP0600, was created or updated on October 17, 2017.

Send us your comments in one of the following ways:

- Use the online Contact us review form found at:
<http://lenovopress.com/LP0600>
- Send your comments in an e-mail to:
comments@lenovopress.com

This document is available online at <http://lenovopress.com/LP0600>.

Trademarks

Lenovo, the Lenovo logo, and For Those Who Do are trademarks or registered trademarks of Lenovo in the United States, other countries, or both. A current list of Lenovo trademarks is available on the Web at <http://www3.lenovo.com/us/en/legal/copytrade/>.

The following terms are trademarks of Lenovo in the United States, other countries, or both:

Dynamic System Analysis

Flex System

Lenovo Services

Lenovo XClarity

Lenovo®

RackSwitch

ServeRAID

ServerGuide

ServerProven®

System x®

ThinkSystem

ToolsCenter

TopSeller

TruDDR4

UltraNav®

UpdateXpress System Packs

The following terms are trademarks of other companies:

Celeron, Intel, Intel Core, Pentium, and Xeon are trademarks or registered trademarks of Intel Corporation or its subsidiaries in the United States and other countries.

Linux® is a trademark of Linus Torvalds in the United States, other countries, or both.

Hyper-V®, Microsoft®, PowerShell, Windows PowerShell®, Windows Server®, and Windows® are trademarks of Microsoft Corporation in the United States, other countries, or both.

Other company, product, or service names may be trademarks or service marks of others.