

# Motorised Flat Panel Floor Stand with Wheels

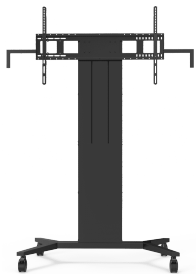
VFM-F40/W EU SAP: 5062720 US SAP: 70017407

[vav.link/vfm-f40-w](http://vav.link/vfm-f40-w)

Lifts up to 110 kg (242 lb)  
700 mm (27.6") height adjustment  
Grab handles  
Shallow leg design  
Premium 100 mm 4" wheels

**Vision's Flat-Panel Mount VFM-F40/W is a heavy-duty portable floorstand for large interactive or non-interactive displays. It is super-rigid, powerful, and comes almost completely assembled. Just take it out of the box, assemble and attach the wheel assembly and flat-panel mount. There is no easier floorstand to put together.**

**Vision's floorstands transmit the load of the heavy display safely to the floor. This stand is optimised for use in meeting spaces where a high quality fit and finish is essential.**



## SWL 110kg (242 lbs)

The F40 uses heavy-gauge components to take the weight, and a powerful linear drive pushes up (and pulls down) with 1500 Newtons of force, moving at a relatively quick 19 mm (0.8") per second.

## Regular Freight

This product comes in three boxes: a VFM-F40FRAME which contains the almost completely assembled column. A VFM-W8X6 wall mount, which fixes to the column. And a VFM-F40WHEELS wheel assembly. We did this to keep the weight of the carton under 30 kg / 66 lb so normal courier services can be used.

## 700 mm / 27.5" Motorised Height Adjustment

The central column is a fixed 1.7 metres (5.6 ft) tall, with the moving assembly moving up and down the column 700 mm / 27.5".

## Extremely Tight Tolerances

The moving mechanism uses a roller-slide design with four quality bearings which glide up polished rails. The tolerances of bearings on rail result in zero unwanted movement.

## Wireless Control

A remote control is included with simple up and down functions. Users can use the holder, or a magnet sticker to fix the remote to the side of the column out of sight.

## Grab Handles

Two handles come with the wheel assembly to help users move the floorstand around without having to grab the display.

## Safety Stop

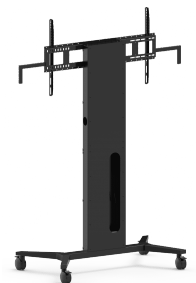
A safety stop is triggered when the display lowers onto hard furnishings. Note soft items may fail to trigger the stop. Care should be taken whenever moving the display down.

## Cable Management

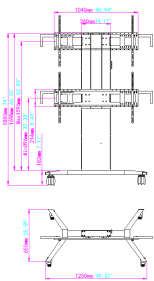
Generous cable entry holes on the sides make routing cables quick and easy. There are holes in the rear for cable ties.

## Hide Mess

Plenty of space behind the front cover to hide cables, media players, mini PCs, and power distribution boards. The wheel assembly includes a back cover for the column. There is still access to a generous cable hook in the rear



**VISION**



### VESA 800 x 600

This product includes Vision's heavy-duty [VFM-W8X6](#) wall mount which fits most large-format flat panels from 47-90" subject to VESA pattern and weight limit. Vision's larger [VFM-W10X6](#) wall bracket can also fix to this column, or the smaller [VFM-W6X4](#) and [VFM-W4X4](#).

### Optional Laptop Shelf

An optional shelf fixes at four different heights in 80 mm (3.1") increments to the horizontal part of the wall mount. The platform is 450 mm (17.7") wide by 306 mm (12.0") deep. At the lowest height setting the shelf is 680 mm (26.8") below the centre of screen. *Part Number: VFM-WLS [EU SAP: 4857149 / US SAP: 13557610]* The laptop shelf can alternatively be fixed to the rear of the column with the addition of the [VFM-F40RSBKT](#) adaptors. *[EU SAP: 5734147 / US SAP: tba]*

### Optional Video Conference Shelf

This shelf fixes in the centre above or below the display. It accommodates cameras such as Logitech's Rally, and also Logitech's Meetup, Yamaha's YVC-1000, or Barco's Clickshare CSE-200 base stations. With VESA100 holes on the vertical section, product's like iPad enclosures can be fixed above or below the display.

### Generous 100 mm / 4" Wheels

Big wheels make it easier to pull along, and reduce vibration. They even have curved corners so they are gentler on your feet.

### Shallow Feet

The feet are 650 mm / 25.6" deep, which means they don't protrude forward too much. This also makes it much easier to fit through a standard doorway.

### Optional Rotation

A rotary bearing assembly can be added, allowing the display to be turned from portrait to landscape. With the bearing the SWL of the display is limited to 45 kg / 99 lb. *Part Number: [VFM-WRT](#) [EU SAP: 5432023 / US SAP tbc]*



## MANUAL

Vision Floorstands range overview apr 2019

**EN PDF 535.05 KB**

[files.visionaudiovisual.com/products/VFM-F40-W/product/Vision\\_Floorstands\\_range\\_overview\\_apr\\_2019.pdf](files.visionaudiovisual.com/products/VFM-F40-W/product/Vision_Floorstands_range_overview_apr_2019.pdf)

Vision Floorstands range overview apr 2019

**EN PDF 535.05 KB**

[files.visionaudiovisual.com/products/VFM-F40-WXL/product/Vision\\_Floorstands\\_range\\_overview\\_apr\\_2019.pdf](files.visionaudiovisual.com/products/VFM-F40-WXL/product/Vision_Floorstands_range_overview_apr_2019.pdf)

W manual

**EN PDF 969.90 KB**

[files.visionaudiovisual.com/products/VFM-F40-W/manuals/VFM-F40-W\\_manual.pdf](files.visionaudiovisual.com/products/VFM-F40-W/manuals/VFM-F40-W_manual.pdf)

## CAD

Cad

**ZIP 890.55 KB**

<files.visionaudiovisual.com/products/VFM-F40-W/cad/VFM-F40.zip>

## IMAGE

W

**ZIP 6.89 MB**

<files.visionaudiovisual.com/products/VFM-F40-W/images/VFM-F40-W.zip>

W menu

**PNG 200.74 KB**

[files.visionaudiovisual.com/products/VFM-F40-W/images/VFM-F40-W\\_menu.png](files.visionaudiovisual.com/products/VFM-F40-W/images/VFM-F40-W_menu.png)

W

**PNG 1.11 MB**

<files.visionaudiovisual.com/products/VFM-F40-W/images/VFM-F40-W.png>

W rear angle

**PNG 1.07 MB**

[files.visionaudiovisual.com/products/VFM-F40-W/images/VFM-F40-W\\_rear\\_angle.png](files.visionaudiovisual.com/products/VFM-F40-W/images/VFM-F40-W_rear_angle.png)

W front angle

**PNG 1.30 MB**

[files.visionaudiovisual.com/products/VFM-F40-W/images/VFM-F40-W\\_front\\_angle.png](files.visionaudiovisual.com/products/VFM-F40-W/images/VFM-F40-W_front_angle.png)

W dims

**PNG 15.03 KB**

[files.visionaudiovisual.com/products/VFM-F40-W/images/VFM-F40-W\\_dims.png](files.visionaudiovisual.com/products/VFM-F40-W/images/VFM-F40-W_dims.png)

## SPECIFICATIONS

### WHAT YOU GET

1 x VFM-F40FRAME 1 x VFM-W8X6 1 x VFM-F40WHEELS

### PRODUCT DIMENSIONS

VFM-F40FRAME: See CAD VFM-W8X6: 845 x 635 x 36 mm / 33.3" x 25.0" x 1.4" (width x height x depth) VFM-F40WHEELS: See CAD

### PACKAGED DIMENSIONS

VFM-F40FRAME: 1400 x 380 x 140 mm / 55.12" x 14.96" x 5.51" VFM-W8X6: 880 x 235 x 40 mm / 34.6" x 9.3" x 1.6" VFM-F40WHEELS: 1050 x 500 x 120 mm / 41.3" x 19.7" x 4.7"

### PRODUCT WEIGHT

VFM-F40FRAME: 26 kg / 57 lbs VFM-W8X6: 5.8 kg / 12.9 lbs VFM-F40WHEELS: tbc Total: tbc

### PACKAGED WEIGHT

VFM-F40FRAME: 29.9 kg / 66 lbs VFM-W8X6: 6.8 kg / 15.0 lbs VFM-F40WHEELS: 14.0 kg / 31.0 lbs Total: 50.7 kg / 112 lbs

### SAFE WORKING LOAD

110 kg / 242 lb

### CONSTRUCTION MATERIAL

Steel

### COLOUR

Powercoated Matt Black

### VESA SIZES

800 x 600 mm 800 x 500 mm 800 x 400 mm 600 x 600 mm 600 x 500 mm 600 x 400 mm 500 x 500 mm 500 x 400 mm 400 x 600 mm 400 x 400 mm 400 x 300 mm 400 x 200 mm 300 x 400 mm 300 x 300 mm

### MOTOR TYPE

Linear-drive

### SAFETY STOP

Yes

### FORCE

1500 N (both up and down)

### MOVEMENT SPEED

19 mm / 0.8" per second

### HEIGHT ADJUSTMENT RANGE

700 mm / 27.6"

### ACCESSORIES INCLUDED

WITH VFM-F40FRAME 1 x EU Figure-8 C7 Power cable 2.5 m (8 ft) long 1 x UK Figure-8 C7 Power cable 2.5 m (8 ft) long 1 x AU Figure-8 C7 Power cable 2.5 m (8 ft) long 1 x US Figure-8 C7 Power cable 2.5 m (8 ft) long 1 x IR Remote Control (A23 12v battery included) 4 x Wall Brackets WITH VFM-W8X6 4 x M5 16 mm screw 4 x M6 16 mm screw 4 x M6 25 mm screw 4 x M8 16 mm screw 4 x M8 35 mm screw 2 x M8 45 mm screw WITH VFM-F40WHEELS 2 x Grab Handles Rear cover for column

### POWER SUPPLY

110-230V Integrated Power Supply

### WARRANTY

Lifetime return-to-base UK Only: 5 years onsite

### COMPLIANCES

RoHS, WEEE, FCC, CE/EMC, CE/LVD, RCM/DOC, RCM/POC ADA Compliant (Americans with Disability Act)

### ORDER PART CODE

VFM-F40/W [EU SAP: 5062720 / US SAP: 70017407]

### OPTIONAL ADD-ONS

VFM-WLS Laptop Shelf [EU SAP: 4857149 / US SAP: 13557610] VFM-WVC Video Conferencing Shelf [EU SAP: 5048878 / US SAP: 13557673] VFM-WRT Rotation Accessory [EU SAP: 5432023 / US SAP: tbc]

### ALTERNATIVE KITS

VFM-F40/W/4X4 [EU SAP: 5390435] VFM-F40/W/4X6 [EU SAP: 5402803] VFM-F40/W/6X4 [EU SAP: 5402804] VFM-F40/W/10X6 [EU SAP: 5402805]

