


# TOSHIBA



[View more](#)








## MG Series Enterprise Capacity Hard Drives

As Big Data drives demand for more distributed storage in the cloud and on premises, enterprise server and storage systems need to be built using trusted solutions. Toshiba's Enterprise Capacity Hard Drive – MG Series offers formatted capacities as high as 22 TB with interface options including SATA and SAS and delivers 24/7 operation at a workload of 550 TB/year. The MG Series is ideal for enterprise storage array and industrial server and storage systems. It provides the capacity and advanced technologies to meet the special demands of datacenter and cloud-scale infrastructures.

### Use for

- Enterprise Server
- Enterprise Storage
- Cloud Scale up and Scale out Storage
- Archive Systems
- Industrial and Surveillance Storage

### Top Features

-  3.5" SATA or SAS Hard Drive
-  7,200 rpm
-  Persistent Write Cache Technology
-  550 TB/year workload
-  Flexibility in block size
-  24/7 operation
-  5-year warranty

### Capacities

22 TB	20 TB	18 TB	16 TB	14 TB	12 TB
10 TB	8 TB	6 TB	4 TB	2 TB	1 TB



## MG Series



Enterprise Hard Drives

Model Number	Specification					Performance		Reliability			
	Fill Gas & Recording	Capacity (GB)	Block Size (Byte)	Buffer Size (MiByte)	Interface	Security Options	Data Rate (sustained) (MB/s)	Operating Power (W) typ.	MTTF (hrs)	Unrecoverable Error Rate	
<b>Enterprise Capacity HDD with SAS 12 Gbit/s Interface – Business Critical Storages with large capacity</b>											
MG04SCA20EN	Air CMR	2,000	512n	128	SAS 12 Gbit/s	S/E	204	11.8	1.4 mill.	1 in 10 <sup>15</sup>	
MG08SDA400N		4,000		256		S/E/SED	233	8.5	2.0 mill.		
MG04SCA20EE		2,000	512e	256	SAS 12 Gbit/s	S/E	215	11.8	1.4 mill.	1 in 10 <sup>15</sup>	
MG08SDA400E		4,000				S/E/SED	255	8.5	2.0 mill.		
MG08SDA600E		6,000		S/E/SED		251	9.2	2.0 mill.			
MG08SDA800E		8,000		S/E/SED		260	9.9	2.0 mill.			
MG06SCA10TE		10,000		S/E/SED		249	11.0	2.5 mill.	1 in 10 <sup>15</sup>		
MG07SCA12TE		12,000		S/E/SED		254	7.8				
MG07SCA14TE		14,000		S/E/SED		260	8.4				
MG08SCA16TE		16,000		S/E/SED		275	8.2				
MG09SCA18TE	18,000	512		S/E/SED		281	9.2				
MG10SCA20TE	20,000			S/E/SED		281	9.6				
MG10SFA22TE	22,000		S/E/SED	284	10.2						
MG04SCA20EA	2,000		S/E	215	11.8	1.4 mill.					
MG08SDA400A	4,000	4Kn	256	SAS 12 Gbit/s	S/E/SED	255	8.5	2.0 mill.		1 in 10 <sup>15</sup>	
MG08SDA600A	6,000				S/E/SED	251	9.2	2.0 mill.			
MG08SDA800A	8,000		S/E/SED		260	9.9	2.0 mill.				
MG06SCA10TA	10,000		S/E/SED		249	11.0	2.5 mill.	1 in 10 <sup>15</sup>			
MG07SCA12TA	12,000		S/E/SED		254	7.8					
MG07SCA14TA	14,000		S/E/SED		260	8.4					
MG08SCA16TA	16,000		S/E/SED		275	8.2					
MG09SCA18TA	18,000		512		S/E/SED	281	9.2				
MG10SCA20TA	20,000				S/E/SED	281	9.6				
<b>Enterprise Capacity HDD with SATA 6 Gbit/s Interface – Mainstream Server and Storage, Hyperscale- and Cloud Storage</b>											
MG04ACA100N	Air CMR	1,000	512n	128	SATA 6 Gbit/s	S/E	204		11.3	1.4 mill.	1 in 10 <sup>15</sup>
MG04ACA200N		2,000		256		S/E	204		11.3	2.0 mill.	
MG08ADA400N		4,000	512e	256	SATA 6 Gbit/s	S/E/SED	233		8.1	2.0 mill.	1 in 10 <sup>15</sup>
MG04ACA200E		2,000				S/E	184	11.3	1.4 mill.		
MG08ADA400E		4,000		S/E/SED		255	8.1	2.0 mill.			
MG08ADA600E		6,000		S/E/SED		251	8.7	2.0 mill.			
MG08ADA800E		8,000		S/E/SED		260	9.5	2.0 mill.			
MG06ACA10TE		10,000		S/E/SED		249	10.6	2.5 mill.	1 in 10 <sup>15</sup>		
MG07ACA12TE		12,000		S/E/SED		254	7.8				
MG07ACA14TE		14,000		S/E/SED		260	8.0				
MG08ACA16TE	16,000	S/E/SED		275		7.7					
MG09ACA18TE	18,000	512		S/E/SED		281	8.3				
MG10ACA20TE	20,000		S/E/SED	281	9.3						
MG10AFA22TE	22,000		S/E/SED	n.a.	n.a.						
MG04ACA200A	2,000		S/E	184	11.3	1.4 mill.					
MG08ADA400A	4,000	4Kn	256	SATA 6 Gbit/s	S/E/SED	255	8.1	2.0 mill.		1 in 10 <sup>15</sup>	
MG08ADA600A	6,000				S/E/SED	251	8.7	2.0 mill.			
MG08ADA800A	8,000		S/E/SED		260	9.5	2.0 mill.				
MG06ACA10TA	10,000		S/E		249	10.6	2.5 mill.	1 in 10 <sup>15</sup>			
MG07ACA12TA	12,000		S/E		254	7.8					
MG07ACA14TA	14,000		S/E		260	8.0					
MG08ACA16TA	16,000		S/E/SED		275	7.7					
MG09ACA18TA	18,000		512		S/E/SED	281	8.3				
MG10ACA20TA	20,000				S/E/SED	281	9.3				