



BYLERRIVET



CALL ON THE EXPERTS!

Byler Rivet Supply is a family-owned business whose customers are considered part of the family. We are forward thinking, financially sound, continually adding product lines and committed to providing fasteners & tooling on-time and with a personal touch. Each customer receives a dedicated salesman who continually looks for cost savings, new product offerings & new ways to support all areas of your business. As a global distributor, we sell fasteners and tooling worldwide and go beyond the normal scope of business to provide Inventory Management, Tool Repair & On-line services.



INVENTORY MANAGEMENT

Rely on Byler Rivet who keeps STOCK so you don't have downtime. We provide quality products tailored for your company's needs.

- Forecasting & Performance Reports
- Bar Coding & Lot Traceability
- Custom Packaging: Labels, Bags, Boxes
- Usage Reporting
- ISO & QS9000 Quality Assurance
- Freight Consolidation



TOOL REPAIR & WARRANTY CENTER

Byler Rivet's tool center repairs pneumatic & hydraulic rivet tools and offers tool parts, nose assemblies and technical support.

- Technical Help & Troubleshooting
- Rapid Turn-Around on Repairs
- Tool Schematics & Charts
- Tool Parts & Nose Assemblies Stocked
- Certified Technicians
- Rental Tools for Short or Long Term
- Authorized Warranty Repair Facility



GLOBAL SUPPLIER NETWORK

Once in a while, you can't find what you need. Byler Rivet provides you access to millions of products & thousands of suppliers beyond the catalog.

Millions of Rivets, Fasteners & Tools IN STOCK!

- Continual Product Additions
- Consolidate Your Purchases
- EXIM Bank Certified
- International Shipping
- Design & Engineering Support























ON-LINE SUPPORT & INFORMATION

Byler Rivet keeps you plugged in to the latest industry news, product offerings, sales & technical videos to improve your riveting and tooling experience.

- Web Catalog
- Detailed Product Descriptions
- Newsletters
- Technical Data & Images
- Videos
- Product Offerings & Sales

TABLE OF CONTENTS

RIVETS

Bulb-tites	2-3	
Door Rivets / Semi-Tubular Rivets	28	
Drive Rivets	25	
Aluminum	24	
Huck Magna-Loks	4	
Klamp-Tites® / KTR's and Magna-Tites®	9	
Magna-Bulb®	7	
Monobolts / Interlocks®	6	
Multi-Grips®	10-11	
Nylon Rivets	23	
Peel and Tri-Fold Rivets	12	
Pop Rivets	13	
All Aluminum	14	
Aluminum / Steel	15	
All Steel	16	
Stainless Steel	17	
Closed End	18	
Rivet Sets	27	
Shavehead Rivets	1	
Solid Rivets	26	
Solid Rivet Pieces Per lb Charts	76-78	
Speed Fastening	19-22	
T-Rivets and Q-Rivets	8	
Ultra-Grips® and Klik-Loks®	5	

THREADED INSERTS

BK	30	
BL	29	
BR	31	
BT	32	
Rivet Nuts / Well Nuts/ Jack Nuts	33	










ADHESIVES / SEALANTS

Manus-Bond®	36	
Silaprene®	37	

ELECTRICAL CONNECTORS

Sealed, Crimp & Solder / Sealed Solder / Sealed Crimp	34	
Sealed Multiple Wire Connectors / Sealed Heat Shrink Tubing / Kits	35	

HIGH STRENGTH FASTENERS

Avdeloks®	41	
Bobtail®	44-47	
BOM®	52	
C50L®	48	
C6L® / C120® “Huck” Bolts / Collars	42-43	
HP8®	49	
Huck-Spin® 2	50	
Magna-Grip® / Magna-Grip® Collars	38-39	
Maxlok®	40	







“FRP” FASTENERS

Camtainers®	54	
Hucktainers®	53	




NUTS, BOLTS, AND SCREWS

Rail Bolts, Bolts / Screws, Nuts, Washers	55	
Huck 360 Nut & Bolt System	51	

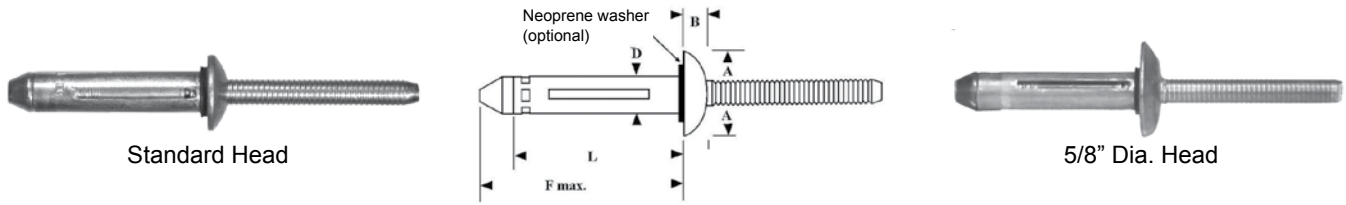
INSERT BITS / DRILL BITS

Decimal Equivalent Chart	63	
Drill Sets	61	
Floor Screws	57	
Heavy Duty Drill Bits	62	
Insert Bits & Bit Holders	56	
Jobber Length Drill Bits	59	
Mechanics Length Drill Bits	58	
Screw Machine & Specialty Drill Bits	60	


TOOLING

Chicago Pneumatic® Tooling	74	
Gesipa® Tooling	68-69	
Huck® Tooling & Power Rigs	64-67	
POP®/Avdel® Tooling	70-71	
Threaded Insert Tooling	72-73	

Shaveable "Bulb-Tite®" Rivets



TYPE OF RIVET	DIA.	BYLER PART #	GRIP RANGE	HOLE SIZE	DRILL NO.	DIMENSIONS				STRENGTHS	
						A MAX	B MAX	D MAX	F	SHEAR	TENSILE
Brazier Head Aluminum	5/32	14105050801	.020-.312	.162-.167	#20 16639130	.328	.077	.161	.920	465	245
	3/16	14105060621	.050-.375	.209-.221	#4 16638970	.492	.105	.205	1.060	740	460
		14105060821	.050-.500			.492	.105	.205	1.185	740	460
		14105061201	.050-.750			.492	.105	.205	1.435	740	460
1/4	14105080801	1410508080625	.050-.500	.250-.263	1/4" 16687040	.492	.125	.246	1.255	1100	675
						.625	.125		1.255	1100	675

 5/32" available with or without EPDM washer.
3/16" & 1/4" stocked with EPDM washer.

THE BLIND RIVET WITH A SOLID RIVET APPEARANCE


Installation is Simple!



PULL




SNIP



SHAVE



This man is demonstrating the **Shaving Tool**. The shaver (in a standard 3/8" drill) polishes the "Shavehead" rivet to give you a solid rivet appearance.



HS310 Shaving Tool



HS310-5B (5/32" rivets)
Part # 497608

HS310-6B (3/16"- 1/4" rivets)
Part # 497609

HS310-6S
(1/4" rivets with 5/8" head diameter)
Part # 497612

RV57 Side Nipper



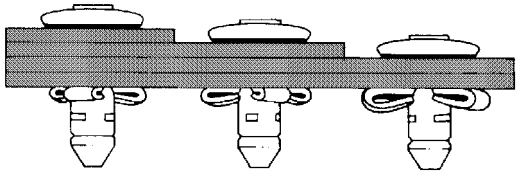
Part # 497601

~ For tooling to set these rivets see pages 68-69 ~

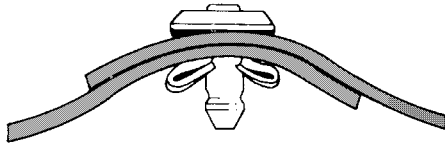


The **Bulb-Tite** is a high strength, non-hole filling blind rivet that forms a large three-legged footprint on the backside of the work.

It gets its amazing clamping power from the patented upsetting action. When the rivet is pulled (by either hand or power tool) the three slotted hollow sleeve segments compress into bulbs. These rivet legs (bulbs) bear against the material's back surface with such force that separated sheets are securely clamped together. The clamp-up action is comparable to the compression of a nut and bolt at full torque.



One Rivet Size Through Thick or Thin!



Works in Straight or Curved Surfaces!

These blind rivets work well in tubing or applications where there are irregular surfaces. The three large "legs" or bulbs conform to curves making them ideal for attaching hardware to pipes, corrugations, tubes, and other curved shapes. Secures hard to fasten materials! Non-critical hole size!

Bulb-tites function in materials where other fasteners fail!

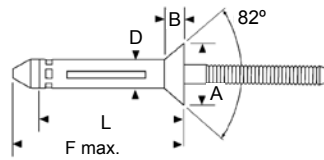
They can be installed in fiberglass without crazing and plastics without cracking. They fasten thick or thin, hard or soft metal sheets, hard board, foam-cored panels, reinforced plastic and plywood.

They can not be overdriven or stripped out. The rivet mandrels remain intact and break flush with the fastener head.

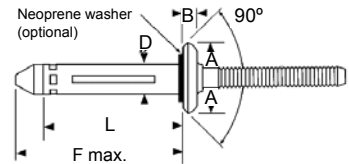
They also work well with attaching materials where holes are mismatched or oversized.

HEAD STYLES

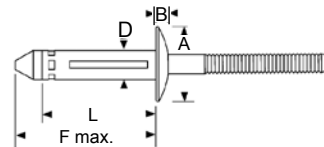
RV6601/RV6671



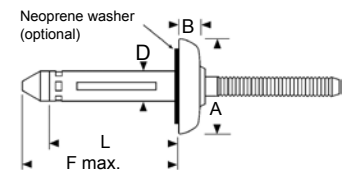
RV6604



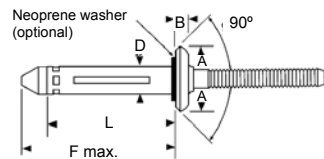
RV6602



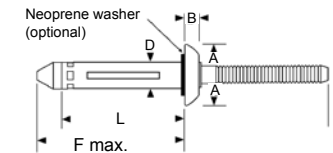
RV6605



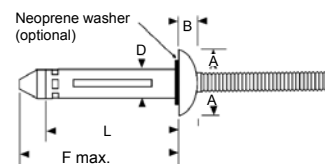
RV6603



RV6606/RV6676
RV6696



RV6607












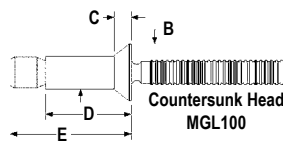
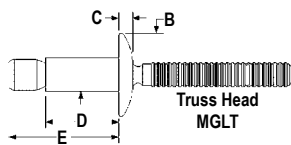
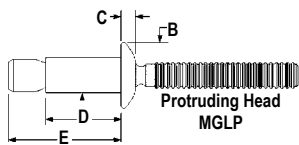
All Byler Part #'s shown on page 3 with EPDM washer included. (01 at the end of the number denotes with washer)

ex: RV6604-06-08 = 14104060801 ←

Countersunk (RV6601) and Flathead (RV6602) bulbrites are standard without EPDM washer.

ex: RV6601-06-04 = 14101060400 ←

TYPE OF RIVET	MFG Head #	DIA.	MFG PART #	BYLER PART #	GRIP RANGE	HOLE SIZE	DIMENSIONS				VALUES IN LBS.	
						DRILL #	A	B	D	F	SHEAR	TENSILE
COUNTERSUNK HEAD Aluminum Rivet/ Aluminum Mandrel (no washer)		3/16	RV6601-0604	14101060400	.106-.250	.209-.221 #4	.372 Min	.103	.205	.935	740	460
			RV6601-0606	14101060600	.187-.375					1.060		
			RV6601-0608	14101060800	.312-.500					1.185		
			RV6601-0610	14101061000	.437-.625					1.310		
			RV6601-0612	14101061200	.563-.750					1.435		
		RV6601-0804	14101080400	.150-.250	.250-.263 1/4"	.480 Min	.147	.246	1.005	1.130	1.255	1100
FLAT HEAD Aluminum Rivet/ Aluminum Mandrel (no washer)		5/32	RV6602-0504	14102050400	.125-.250	.162-.167 #20	.367 Max	.047	.161	.862	465	245
			RV6602-0506	14102050600	.187-.375					.987		
			RV6602-0508	14102050800	.250-.500					1.112		
		3/16	RV6602-0604	14102060400	.125-.250	.209-.221 #4	.443 Max	.062	.205	.935	740	460
			RV6602-0606	14102060600	.187-.375					1.060		
			RV6602-0608	14102060800	.250-.500					1.185		
RV6602-0610	14102061000	.375-.625	1.310									
RV6602-0612	14102061200	.500-.750	1.435									
DOME HEAD Aluminum Rivet/ Aluminum Mandrel		5/32	RV6604-0504	14104050401	.067-.250	.162-.167 #20	.343 Max	.074	.161	.925	465	245
			RV6604-0508	14104050801	.250-.500					1.112		
		3/16	RV6604-0603	14104060301	.050-.187	.209-.221 #4	.443 Max	.093	.205	.872	740	460
			RV6604-0604	14104060401	.062-.250					.935		
			RV6604-0606	14104060601	.187-.375					1.060		
			RV6604-0608	14104060801	.312-.500					1.185		
			RV6604-0610	14104061001	.437-.625					1.310		
		RV6604-0612	14104061201	.563-.750	1.435							
		1/4	RV6604-0804	14104080401	.062-.250	.250-.263 1/4"	.560 Max	.118	.246	1.005	1100	675
			RV6604-0806	14104080601	.125-.375					1.130		
RV6604-0808	14104080801		.250-.500	1.235								
RV6604-0810	14104081001	.375-.625	1.360									
9/32	RV6603-0903	14107090301	.032-.187	.308-.327 5/16	.615 Max	.150	.304	1.000	1500	1100		
	RV6603-0906	14107090601	.032-.375					1.325				
	RV6603-0910	14107091001	.250-.625					1.575				
	RV6603-0912	14107091201	.375-.750					1.700				
LARGE FLANGE HEAD Aluminum Rivet/ Aluminum Mandrel		9/32	RV6605-0906	14108090601	.042-.375	.308-.327 5/16	.743 Max	.150	.304	1.325	1500	1100
			RV6605-0910	14108091001	.250-.625					1.575		
			RV6605-0912	14108091201	.375-.750					1.700		
LOW PROFILE DOME HEAD Aluminum Rivet/ Aluminum Mandrel		3/16	RV6606-0603	14106060301	.050-.187	.209-.221 #4	.469 Max	.099	.205	.872	740	460
			RV6606-0604	14106060401	.062-.250					.935		
			RV6606-0606	14106060601	.187-.375					1.060		
			RV6606-0608	14106060801	.312-.500					1.185		
			RV6606-0610	14106061001	.437-.625					1.310		
		RV6606-0612	14106061201	.563-.750	1.435							
1/4	RV6606-0804	14106080401	.040-.250	.250-.263 1/4"	.543 Max	.116	.246	1.005	1100	675		
	RV6606-0806	14106080601	.125-.375					1.130				
	RV6606-0808	14106080801	.250-.500					1.235				
	RV6606-0810	14106081001	.375-.625					1.360				
SHAVEABLE BRAZIER HEAD Aluminum Rivet/ Aluminum Mandrel		5/32	RV6607-0505	14105050801	.020-.312	.162-.167 #20	.312 Max	.077	.161	0.920	465	245
		3/16	RV6607-0606	14105060621	.050-.375	.209-.221 #4	.469 Max	.105	.205	1.06	740	460
			RV6607-0608	14105060821	.050-.375					1.06		
			RV6607-0612	14105061221	.050-.750					1.185		
		1/4	RV6607-0808	14105080801	.050-.500	.250-.263 1/4"	.469 Max	.125	.246	1.255	1100	675
		COUNTERSUNK HEAD Steel Rivet/ Steel Mandrel		1/4	RV6671-0804	14201080400	.150-.250	.250-.263 1/4"	.494 Max	.147	.246	1.005
RV6671-0806	14201080600				.187-.375	1.130						
RV6671-0808	14201080800				.250-.500	1.355						
LOW PROFILE DOME HEAD Steel Rivet/ Steel Mandrel		1/4	RV6676-0804	14206080401	.040-.250	.250-.263 1/4"	.542 Max	.116	.246	1.005	1850	1025
			RV6676-0806	14206080601	.125-.375					1.130		
			RV6676-0808	14206080801	.250-.500					1.255		
			RV6676-0810	14206081001	.375-.625					1.380		
DOME HEAD Monel Rivet/ Stainless Mandrel		1/4	RV6696-0806	14306080601	.125-.375	.250-.263 1/4"	.542 Max	.116	.246	1.130	2100	1455
			RV6696-0808	14306080801	.250-.500					1.255		
			RV6696-0810	14306081001	.375-.625					1.380		
			RV66X356-0812	142040812062	.187-.750					1.485		



Drill Size
 3/16 = #11
 1/4 = "G"
 3/8 = "X"

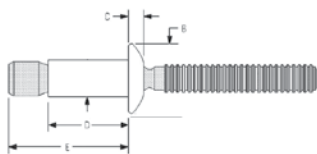
Benefits:

- A structural hole-filling fastener with a flush pin break!
- Contains unique solid-circle lock that ensures maximum strength and resistance to vibration!

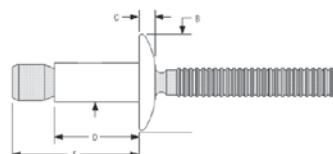
TYPE OF RIVET	DIA.	MFG PART #	BYLER PART #	GRIP RANGE	RIVET DIMENSIONS				MIN. VALUES IN LBS.		HOLE SIZE
					B	C	D	E	SHEAR	TENSILE	DRILL SIZE
PROTRUDING HEAD Aluminum Rivet/ Aluminum Mandrel	3/16	MGLP-B6-4 MGLP-B6-7 MGLP-B6-E	4011106041 4011106071 4011106004	.062-.270 .214-.437 .062-.437	.385 .385 .385	.085 .085 .085	.415 .572 .572	.675 .825 .950	600	500	.191-.201 #10
	1/4	MGLP-B8-6 MGLP-B8-10 MGLP-B8-E	4011108061 401110810 4011108004	.080-.375 .350-.625 .080-.625	.525 .525 .525	.117 .117 .117	.560 .810 .810	.970 1.220 1.405	1300	890	.261-.272 17/64
	3/8*	MGLP-B12-12 MGLP-B12-18	401111212 401111218	.120-.625 .625-1.125	.787 .787	.175 .175	.840 1.400	1.650 2.215	2950	1900	.392-.408 13/32
TRUSS HEAD Aluminum Rivet/ Aluminum Mandrel	3/16	MGLT-B6-4 MGLT-B6-7 MGLT-B6-E	402110604 402110607 4021106004	.062-.270 .214-.437 .062-.437	.500 .500 .500	.085 .085 .085	.415 .572 .572	.675 .825 .950	600	500	.191-.201 #10
	1/4	MGLT-B8-6 MGLT-B8-10 MGLT-B8-E	402110806 402110810 4021108004	.080-.375 .350-.625 .080-.625	.588 .588 .588	.117 .117 .117	.560 .810 .810	.970 1.220 1.405	1300	890	.261-.272 17/64
	3/8*	MGLT-B12-12 MGLT-B12-18	402111212 402111218	.120-.625 .625-1.125	.787 .787	.175 .175	.840 1.400	1.650 2.215	2950	1900	.392-.408 13/32
COUNTERSUNK HEAD Aluminum Rivet/ Aluminum Mandrel	3/16	MGL100-B6-6 MGL100-B6-9	403110606 403110609	.125-.331 .305-.500	.345 .345	.070 .070	.486 .653	.762 .929	600	500	.191-.201 #10
	1/4	MGL100-B8-8 MGL100-B8-12	403110808 403110812	.160-.475 .415-.725	.405 .405	.079 .079	.660 .910	1.059 1.309	1300	890	.261-.272 17/64
PROTRUDING HEAD Steel Rivet/ Steel Mandrel	3/16	MGLP-R6-4 MGLP-R6-7 MGLP-R6-E	40122106041 40122106071 40122106011	.062-.270 .214-.437 .062-.437	.385 .385 .385	.085 .085 .085	.415 .572 .572	.675 .825 .950	1300	1200	.191-.201 #10
	1/4	MGLP-R8-6 MGLP-R8-10 MGLP-R8-E MGLP-R8-14 MGLP-R8-18 MGLP-R8-22	401221080611 401221081011 401221080011 401221081411 401221081811 401221082211	.080-.375 .350-.625 .080-.625 .580-.875 .830-1.125 1.080-1.375	.525 .525 .525 .525 .525 .525	.117 .117 .117 .117 .117 .117	.560 .810 .810 1.060 1.310 1.560	.970 1.405 1.499 1.799 1.999	2500	2200	.261-.272 17/64
	3/8*	MGLP-R12-12 MGLP-R12-18	4012212121 4012212181	.120-.625 .625-1.125	.787 .787	.175 .175	.840 1.400	1.650 2.215	5600	4000	.392-.408 13/32
TRUSS HEAD Steel Rivet/ Steel Mandrel	3/16	MGLT-R6-4 MGLT-R6-7 MGLT-R6-E	40222106041 40222106071 40222106001	.062-.270 .214-.437 .062-.437	.500 .500 .500	.085 .085 .085	.415 .572 .572	.675 .825 .950	1300	1200	.191-.201 #10
	1/4	MGLT-R8-6 MGLT-R8-10 MGLT-R8-E	402221080611 402221081011 40222108001	.080-.375 .350-.625 .080-.625	.588 .588 .588	.117 .117 .117	.560 .810 .810	.970 1.220 1.405	2500	2200	.261-.272 17/64
	3/8*	MGLT-R12-12 MGLT-R12-18	4022212121 4022212181	.120-.625 .625-1.125	.787 .787	.175 .175	.840 1.400	1.650 2.215	5600	4000	.392-.408 13/32
COUNTERSUNK HEAD Steel Rivet/ Steel Mandrel	3/16	MGL100-R6-6 MGL100-R6-9	40322106061 40322106091	.125-.331 .305-.500	.345 .345	.070 .070	.486 .653	.762 .929	1300	1200	.191-.201 #10
	1/4	MGL100-R8-8 MGL100-R8-12	4032210808 4032210812	.160-.475 .415-.725	.405 .405	.079 .079	.660 .910	1.059 1.309	2500	2200	.261-.272 17/64
	3/8*	MGL100-R12-12 MGL100-R12-20	4032211212 4032211220	.240-.750 .740-1.250	.627 .627	.127 .127	1.020 1.520	1.670 2.230	6000	4000	.392-.408 13/32
PROTRUDING HEAD Stainless Steel Rivet/ Stainless Steel Mandrel	3/16	MGLP-U6-4 MGLP-U6-7	401330604 401330607	.062-.270 .214-.437	.385 .385	.085 .085	.415 .572	.675 .825	1300	950	.191-.201 #10
	1/4	MGLP-U8-6 MGLP-U8-10 MGLP-U8-E	401330806 401330810 4013308001	.080-.375 .350-.625 .080-.625	.525 .525 .525	.117 .117 .117	.560 .810 .810	.970 1.220 1.405	2350	1800	.261-.272 17/64
	3/8*	MGLP-U12-12 MGLP-U12-18	401331212 401331218	.120-.625 .625-1.125	.787 .787	.175 .175	.830 1.400	1.650 2.215	5300	4000	.392-.408 13/32
COUNTERSUNK HEAD Stainless Steel Rivet/ Stainless Steel Mandrel	3/16	MGL100-U6-6 MGL100-U6-9	403330606 403330609	.125-.331 .305-.500	.345 .345	.070 .070	.486 .653	.762 .929	1300	950	.191-.201 #10
	1/4	MGL100-U8-8 MGL100-U8-12	403330808 403330812	.160-.475 .415-.725	.405 .405	.079 .079	.660 .910	1.059 1.309	2350	1800	.261-.272 17/64

*3/8 must use a 256 tool and 592993318 pulling head for installation

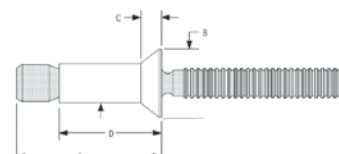
NEED YOUR RIVETS PAINTED? Send us your color chip for the perfect match! - mins may apply



Dome Head



Large Flanged Head



100° Countersunk Head



MARSON KLIK-LOKS®

TYPE	DIA.	MFG. #	BYLER #	GRIP RANGE	RIVET DIMENSIONS				MIN. VALUES IN LBS.		
					B	C	D	E	SHEAR	TENSILE	HOLE SIZE
DOME all aluminum	3/16	AB6-4AKL AB6-7AKL AB6-AEKL	4011106041 4011106071 4011106004	.062-.270 .214-.437 .062-.037	.385	.085	.415 .572 .572	.675 .825 .950	700	500	.191-.201
	1/4	AB8-6AKL AB8-10AKL AB8-AEKL	4011108061 4011108101 4011108101	.080-.375 .350-.625 .080-.625	.525	.117	.560 .810 .810	.970 1.220 1.405	1300	890	.261-.272
COUNTERSUNK all aluminum	3/16	*see pg 4	*see pg 4	.125-.331 .305-.500	.345	.070	.486 .653	.795 .929	700	500	.191-.201
	1/4	*see pg 4	*see pg 4	.160-.475	.405	.079	.660	1.059	1300	890	.261-.272
LARGE FLANGE all aluminum	3/16	ABL6-4AKL ABL6-7AKL	402110604 402110607	.062-.270 .214-.437	.500	.085	.415 .572	.675 .825	700	500	.191-.201
DOME all steel	3/16	SB6-4KL SB6-7KL SB6-EKL	401221060411 401221060711 40122106001	.062-.270 .214-.437 .062-.437	.395	.085	.415 .572 .572	.675 .825 .950	1450	1200	.191-.201
	1/4	SB8-6KL SB8-10KL SB8-EKL	401221080611 401221081011 401221080011	.080-.375 .350-.625 .080-.625	.525	.117	.560 .810 .810	.970 1.220 1.405	2750	2200	.261-.272
LARGE FLANGE all steel	3/16	SBL6-4KL SBL6-EKL	40222106041 40222106001	.062-.270 .062-.437	.500	.095	.572 .415	.950 .675	1300	1200	.191-.201
	1/4	SBL8-6KL	402221080611	.080-.375	.588	.117	.560	.970	2750	2200	.261-.272
COUNTERSUNK all steel	3/16	SC6-6KL SC6-9KL	40322106061 40322106091	.125-.331 .350-.500	.345	.070	.486 .653	.795 .929	1450	1200	.191-.201
	1/4	SC8-8KL SC8-12KL	4032210808 4032210812	.160-.475 .415-.725	.405	.079	.660 .910	1.059 1.309	2750	2200	.261-.272
DOME all stainless	3/16	SSB6-4SKL	401330604	.062-.270	.385	.085	.415	.625	1400	1000	.191-.201
	1/4	SSB8-6SKL SSB8-10SKL *see pg 4	401330806 401330810 *see pg 4	.080-.375 .350-.625 .080-.625	.525	.127	.560 .810 .810	.995 1.245 1.434	2500	2000	.261-.272
COUNTERSUNK all stainless	3/16	SSC6-6KL	403110606	.125-.331	.345	.070	.486	.762	1300	950	.191-.201
	1/4	SSC8-8SKL	403110808	.160-.475	.070	.085	.660	1.059	2500	2000	.261-.272

Available in Huck Magna-Lok Page 4

INSTALLATION TOOLING

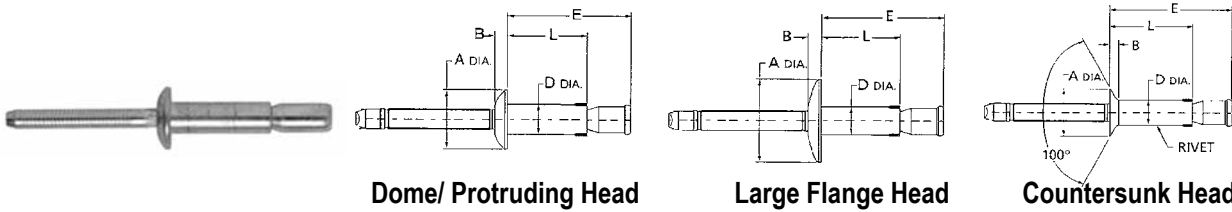
MP-4V	INTEGRA-FUSE
Byler Part #: 5539048	Byler Part #: 5539075
PNEUMATIC	PNEUMATIC

MP-4V M39048

- Pulls all alloys from 3/32" to 1/4"
- Extremely strong, robust and reliable heavy duty pneumatic rivet tool
- Stroke 1.02"
- Weight: 3.7lbs
- Pulling force: 3420 lbs.

Integra-Fuse M39075

- Pulls blind and structural 3/16" and 1/4" rivets in all alloys
- Capacity: up to 1/4" (6.350mm)
- Stroke length: 1.1250" (28.575mm)
- Pulling force: 4,600 lbs. (20.5kn)
- Air Consumption: 4CFM
- Dimensions: 12"X12.79" X 4.99"
- Weight: 4.8lbs. (2.177 kg)

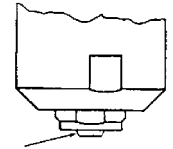


Dome/ Protruding Head

Large Flange Head

Countersunk Head

TYPE OF RIVET	DIA	MFG PART #	BYLER PART #	GRIP RANGE	RIVET DIMENSIONS			MIN. VALUES IN LBS.				
					A	B	E	L	SHEAR	TENSILE		
LARGE FLANGE HEAD Aluminum Rivet/ Aluminum Mandrel	3/16	BALVA-06-04	39110604133	.062-.250	.500-.530	.105	.842	.416	550	450		
PROTRUDING HEAD Aluminum Rivet/ Aluminum Mandrel	3/16	BAPV-06-04	3911060413	.062-.250	.355-.400	.090	.842	.416	550	450		
		BAPV-E06-07	39110607141	.064-.437							1.00	.577
	1/4	BAPV-08-06	3911080613	.080-.375	.480-.530	.117	1.181	.556	1270	830		
BAPV-08-10	3911081013	.350-.625	1.174	.806								
BAPV-E08-10	39110810131	.080-.625	1.431	.806								
COUNTERSUNK HEAD Aluminum Rivet/ Aluminum Mandrel	3/16	BACV-06-06*	39110606132	.125-.331	.325	.084	0.786	.486	650	475		
		BACV-E06-08	39110608135	.125-.481							1.032	.732
1/4	BACV-08-07	39110807132	.125-.475	.395-.448	.093	1.069	.660	1350	950			
LARGE FLANGE HEAD Steel Rivet/ Steel Mandrel	3/16	SSLV-06-04	39120604133	.062-.250	.500-.530	.105	.842	.416	550	450		
PROTRUDING HEAD Steel Rivet/ Steel Mandrel	3/16	SSPV-06-04	3912060413	.062-.250	.355-.400	.090	.842	.416	1300	1000		
		SSPV-06-07	3912060713	.214-.420							.855	.537
1/4	SSPV-E06-07	39120607131	.064-.437	1.00	.577							
SSPV-08-06	3912080613	.080-.375	1.181	.556	2400	1850						
SSPV-08-10	3912081013	.350-.625	1.174	.806								
SSPV-E08-10	39120810131	.080-.625	1.430	.806								
PROTRUDING HEAD Stainless Steel Rivet Stainless Steel Mandrel	3/16	CCPV-06-04	3922060413	.062-.250	.355-.400	.090	.842	.416	1300	1000		
		CCPV-06-07	3922060713	.214-.420							.855	.537
		CCPV-E06-07	39220607131	.064-.437							1.00	.577
1/4	CCPV-08-06	3922080613	.080-.375	.480-.530	.117	1.181	.556	2400	1850			
CCPV-810	3922081012	.375-.625	1.174	.806								
CCPV-E08-10	3922081013	.080-.625	1.430	.806								



A MONOBOLT® nosepiece is required when installing Monobolts®. Use of the incorrect nosepiece will impair rivet function. The result is usually the mandrel pulling through.

3/16" Part #: **540574335**

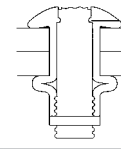
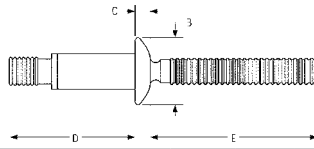
1/4" Part #: **540574332**

*Special Order Items. Minimums and lead times may apply. Monobolts® are supplied lubricated and must not be degreased.

INTERLOCKS®

HEADSTYLE	Max Dia.	MFG. PART #	BYLER PART #	GRIP RANGE	RIVET DIMENSIONS - Min Values in lbs.					HOLE SIZE	SHEAR	TENSILE		
					B	D	E	Length	M					
PROTRUDING HEAD Aluminum Rivet/ Aluminum Mandrel	3/16	BAPI-06-04	3911060414	.062-.250	.355-.400	.090	.114-.120	.416	0.842	.194-.204 #10	550	550		
		BAPI-06-07	3911060714	.214-.437									.541	0.967
		BAPI-06-10	3911061014	.376-.625									.731	1.08
		BAPI-E06-07	39110607141	.062-.437									.577	1.00
PROTRUDING HEAD Steel Rivet/ Steel Mandrel	1/4	BAPI-08-06	3911080614	.080*-.376	.480-.530	.117	.153-.162	.556	1.18	.261-.276 17/64	1270	830		
		BAPI-08-10	3911081014	.350-.625									.806	1.40
		BAPI-E08-10	3911081015	.080*-.625									.806	1.43
		SSPI-06-04	3912060414	.062-.250									.355-.400	.090
SSPI-06-07	3912060714	.214-.437	.541	0.967										
SSPI-06-10	3912061014	.376-.625	.731	1.080										
SSPI-E06-07	3912060715	.062-.437	.577	1.000										
PROTRUDING HEAD Steel Rivet/ Steel Mandrel	1/4	SSPI-08-06	3912080614	.080*-.376	.480-.530	.117	.153-.162	.556	1.180	.261-.276 17/64	2400	1850		
		SSPI-08-10	3912081014	.350-.625									.806	1.400
		SSPI-E08-10	3912081015	.080*-.625									.806	1.430
		SSCI-06-06	3913060614	.125-.331									.345	.070
COUNTERSUNK HEAD Steel Rivet / Steel Mandrel	1/4	SSCI-08-08	3913080814	.170-.475	.415	.079	.162	*	1.115	.261-.276 17/64	2400	1850		
PROTRUDING HEAD Stainless Steel Rivet Stainless Steel Mandrel	3/16	CCPI-06-04	3922060414	.062-.250	.355-.400	.090	.114-.120	.416	0.842	.194-.204 #10	1300	1000		
		CCPI-08-06	3922080614	.080*-.376									.480-.530	.117
1/4	CCPI-E8-10	39220810141	.080*-.625	.806	1.430									

*.080 is minimum thickness of backside material to be fastened. Pull thru and failures may occur if material is below .080 in thickness.



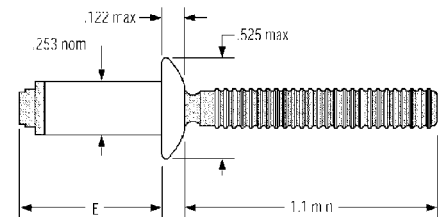
Unique solid-circle lock ensures maximum strength and resistance to vibration. It is designed to eliminate pin pushout.

TYPE OF RIVET	DIA.	MFG PART #	BYLER PART #	GRIP RANGE	DIMENSIONS				MIN. VALUES IN LBS.		HOLE SIZE
					B	C	D	E	SHEAR	TENSILE	DRILL NO.
MAGNA-BULB Steel-Zinc Plated Gold Chromate Finish	3/16	MBP-R6-M2	41012210602	.075-.110	.385	.101	.592	1.000	1900	1050	.191-.201 #10
		MBP-R6-M3	41012210603	.087-.150			.672				
		MBP-R6-M4	41012210604	.126-.189			.695				
		MBP-R6-M5	41012210605	.165-.228			.734				
		MBP-R6-M6	41012210606	.205-.268			.774				
		MBP-R6-M7	41012210607	.244-.307			.813				
		MBP-R6-M8	41012210608	.283-.347			.853				
		MBP-R6-M9	41012210609	.323-.386			.892				
		MBP-R6-M10	41012210610	.362-.425			.931				
	1/4	MBP-R8-M2	41012210802	.060-.138	.530	.125	.759	1.100	2600	2000	.261-.272 17/64
		MBP-R8-M3	41012210803	.110-.189			.861				
		MBP-R8-M4	41012210804	.150-.229			.940				
		MBP-R8-M5	41012210805	.189-.268			.912				
		MBP-R8-M6	41012210806	.229-.308			.942				
		MBP-R8-M7	41012210807	.268-.346			.981				
		MBP-R8-M8	41012210808	.308-.387			1.021				
		MBP-R8-M9	41012210809	.346-.425			1.060				
		MBP-R8-M10	41012210810	.387-.466			1.100				
		MBP-R8-M11	41012210811	.425-.504			1.139				
		MBP-R8-M12	41012210812	.466-.545			1.179				
		MBP-R8-M13	41012210813	.504-.583			1.218				
		5/16*	MBP-R10-3	41012211003			.150-.250				
	MBP-R10-4		41012211004	.200-.300	1.165						
	MBP-R10-5		41012211005	.250-.350	1.215						
	MBP-R10-6		41012211006	.300-.400	1.265						
	MBP-R10-7		41012211007	.350-.450	1.315						
	MBP-R10-8	41012211008	.400-.500	1.365							

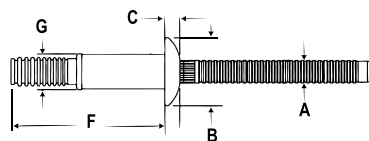
*5/16 must use a 256 tool and 592993307 pulling head for installation

Special Clearance MAGNA-BULB®

TYPE OF RIVET	MAX DIA.	MFG PART #	BYLER PART #	GRIP RANGE	DIMENSIONS		
					E-max	SHEAR	TENSILE
SPECIAL CLEARANCE MAGNA-BULB	1/4	MBCP-R8-M2	410122108021	.060-.138	.773	2300	min 1600
		MBCP-R8-M3	410122108031	.110-.189	.860	2400	
		MBCP-R8-M4	410122108041	.150-.229	.940	2500	
		MBCP-R8-M5	410122108051	.189-.268	.912	3000	
		MBCP-R8-M7	410122108071	.268-.346	.986	3000	
		MBCP-R8-M8	410122108081	.308-.387	1.026	3000	
		MBCP-R8-M9	410122108091	.346-.425	1.065	3000	
		MBCP-R8-M11	410122108111	.425-.504	1.144	3000	
		MBCP-R8-M13	410122108131	.504-.583	1.223	3000	



HUCKLOK®



Note:

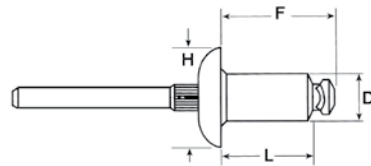
Double locking wide grip fasteners for metals, plastics & composites.

TYPE OF RIVET	DIA.	MFG PART #	BYLER PART #	GRIP RANGE	DIMENSIONS				MIN. VALUES IN LBS.		HOLE SIZE
					B	C	F	G	SHEAR	TENSILE	DRILL NO.
PROTRUDING HEAD	3/16	HKLP-R6-5	40422106051	.062-.312	.348-.388	.101 MAX	.900	.183-.190	1900	1000	.191-.201 #10
		HKLP-R6-7	40422106071	.187-.437			1.025				
	1/4	HKLP-R8-6	40422108061	.080-.375	.490-.530	.110-.125	1.062	.251-.260	3500	1900	.261-.272 17/64
		HKLP-R8-7	40422108071	.187-.437			1.124				
		HKLP-R8-10	40422108101	.375-.625			1.312				
HKLP-R8-12	40422108121	.500-.750	1.436								
HKLP-R8-14	40422108141	.625-.875	1.562								

T-Rivets ("PEEL-TYPE")



DOME HEAD



LARGE FLANGE HEAD STYLE



BACKSIDE

Benefits:

- **High Strength Rivet**
- **Visible Lock**
- **High Clamp Up:** T-Rivet will draw sheets of material firmly together even when separated by as much as 3/16"
- **Structural Breakstem Rivet**



NOTE:

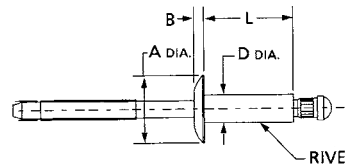
- Dome, countersunk & large flange head styles available
- Multi-grip version available
- **Special nose tip required - 1/4" PRN-825 #5707540825**

TYPE OF RIVET	DIA. "D"	MFG. PART #	BYLER PART #	GRIP RANGE	DIMENSIONS				MIN STRENGTH (LBS.)	
					F	L	HEAD HEIGHT	HEAD DIA. "H"	SHEAR	TENSILE
T-RIVET DOME HEAD Aluminum/ Steel	3/16	AD6140TFBS	0532106140	.032-.140	.565	.447	.083-.103	.375-.405	950	600
		AD6187TFBS	0532106187	.141-.187	.630	.510			1025	
		AD6250TFBS	0532106250	.188-.250	.690	.572			1050	
		AD6312TFBS	0532106312	.251-.312	.755	.635			1125	
		AD6375TFBS	0532106375	.313-.375	.820	.697			1200	
		AD6437TFBS	0532106437	.376-.437	.880	.760			1275	
	AD6519TFBS	0532106519	.438-.519	.940	.822	1350				
	1/4	AD8140TFBS	0532108140	.032-.140	.625	.500	.106-.126	.485-.535	1425	1110
		AD8187TFBS	0532108187	.141-.187	.710	.552			1575	
		AD8250TFBS	0532108250	.188-.250	.775	.615			1650	
		AD8312TFBS	0532108312	.251-.312	.840	.677			1775	
		AD8375TFBS	0832108375	.313-.375	.900	.740			2050	
AD8437TFBS		0832108437	.376-.437	.960	.802	2150				
LARGE FLANGE Aluminum/ Steel	3/16	AD6075TFBS LF	083210607523	.046-.140	.500	.382	.083-.103	.543-.583	950	600
		AD6140TFBS LF	083210614023	.032-.140	.565	.447			950	600
	1/4	AD8140TFBS LF	083210814023	.032-.140	.625	.500	.106-.126	.720-.780	1425	1110

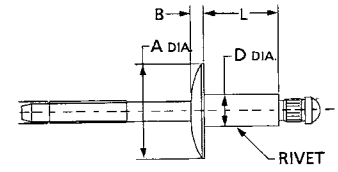
Q-Rivets



OFFERS HIGH SHEAR AND STRENGTH!



DOME HEAD



LARGE FLANGED HEAD

HEAD STYLES	SIZES	PRODUCT SERIES	MATERIALS (RIVET/STEM)
120° COUNTER SUNK	1/8"	AACQ	Aluminum/Aluminum
		BSCQ	Aluminum/Steel
		CCCQ	Stainless/Stainless
		SSCQ	Steel/Steel
LARGE FLANGE	5/32" & 3/16"	AALQ	Aluminum/Aluminum
		BSLQ	Aluminum/Steel
		CCLQ	Stainless/Stainless
		SSLQ	Steel/Steel
PRO-TRUDING	1/4"	AAPQ	Aluminum/Aluminum
		BSPQ	Aluminum/Steel
		CCPQ	Stainless/Stainless
		SSPQ	Steel/Steel

- **Higher Shear & Tensile**
- **Locked in mandrel**
- **Versatile Grip Range**
- **Flush break when pulled in mid-grip range**
- **Complete hole fill**

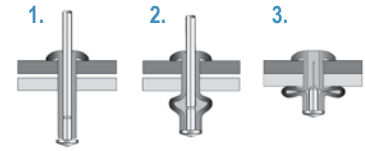
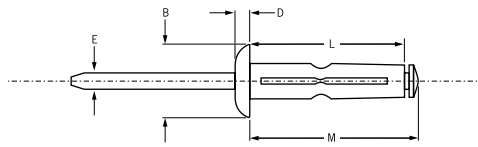
DIA	PROTRUDING		LARGE FLANGE		COUNTERSUNK	
	A	B MAX	A	B MAX	A	B MAX
1/8	.250	.040	.375	.065	.226	.032
5/32	.312	.050	.469	.075	.281	.040
3/16	.375	.060	.625	.092	.344	.050
1/4	.500	.080	.750	.107	.468	.071

Q-RIVET - SHEAR & TENSILE STRENGTH										
DIA	ALUM/ALUM		ALUM/STEEL		STEEL/STEEL		MONEL/STEEL		ALL STAINLESS	
	SHEAR	TENSILE	SHEAR	TENSILE	SHEAR	TENSILE	SHEAR	TENSILE	SHEAR	TENSILE
1/8	225	250	350	325	500	400	650	525	700	600
5/32	325	325	525	450	700	550	950	900	1050	1000
3/16	500	450	750	650	1050	825	1450	1100	1650	1300
1/4	850	750	1250	1050	1750	1450	2350	2150	2450	2250

*Minimums and lead times will apply.

KLAMP-TITES®/KTR'S (STRUCTURAL)

KTR sleeve upsets in three segments, producing a powerful material clamping action



Benefits

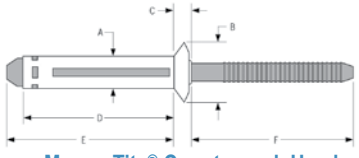
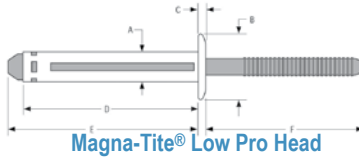
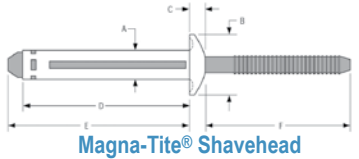
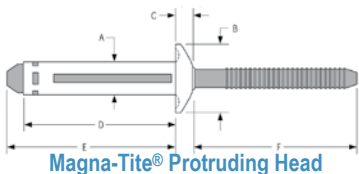
- **Large Bearing Area**
The KTR provides an exceptionally large blind side bearing area, critical when fastening thin sheets, brittle materials or oversized holes.
- **Wide Grip Range**
- **Mechanically locks**

TYPE	DIA.	MFG. PART #	BYLER PART #	GRIP RANGE	DIMENSIONS						
					B	D	L	M	SHEAR	TENSILE	HOLE SIZE
KLAMP-TITES all aluminum	3/16	BAPKTR-06-04	051100604	.050-.250	.445	.088	.890	1.04	700	450	.204-.209
		BAPKTR-06-06	051100606	.187-.375			.985	1.13			
		BAPKTR-06-09	051100609	.375-.562			1.120	1.25			
		BAPKTR-06-12	051100612	.562-.750			1.300	1.44			
	1/4	BAPKTR-08-04	051100804	.060-.250	.560	.113	.925	1.30	1250	700	.252-.262
		BAPKTR-08-06	051100806	.187-.375			1.050	1.42			

★ Special nose piece required = 1/4 KTR = #540574351 or #5037122016061 3/16 KTR = #540574353

*Also available with neoprene washer

MAGNA-TITES®



TYPE	DIA	MFG. PART #	BYLER PART #	GRIP RANGE	DIMENSIONS						
					A	B	C	D	E MAX.	SHEAR & TENSILE	HOLE SIZE
MAGNA-TITE PROTRUDING HEAD all aluminum	3/16	406106060501	MTP-B6-5S	.050-.312	.199	.453	.117	.890	1.020	630 & 450	.205-.221
		406106060601	MTP-B6-6S	100-.375				.940	1.070		
		406106060801	MTP-B6-8S	.250-.500				1.090	1.220		
		406106061001	MTP-B6-10S	.375-.625				1.215	1.345		
		406106061201	MTP-B6-12S	.500-.750				1.340	1.470		
MAGNA-TITE SHAVEHEAD all aluminum	3/16	406105060801	MTS-B6-8S	.050-.500	.199	.453	.117	1.010	1.140	630 & 450	.205-.221
		4061050612011	MTS-B6-12S	.050-.750				1.260	1.390		
MAGNA-TITE LOW PRO HEAD all aluminum	3/16	406102060401	MTLP-B6-4	.050-.250	.199	.453	.052	.840	1.040	630 & 450	.205-.221
		406102060801	MTLP-B6-8	.187-.500				1.090	1.140		
		406102061200	MTLP-B6-12	.375-.750				1.260	1.390		
		4061020612001	MTLP-B6-12X	.050-.750				1.260	1.390		
MAGNA-TITE COUNTERSUNK all aluminum	3/16	406101060801	MTV-B6-8S	.250-.500	.199	.355	.940	.910	1.040	630 & 450	.205-.221
		406101060501	MTV-B6-5S	.070-.312				1.010	1.140		
		406101060701	MTV-B6-7S	.160-.410				1.090	1.220		
		40610106101	MTV-B6-10S	.375-.625				1.215	1.345		
		406101061201	MTV-B6-12S	.500-.750				1.340	1.470		

*S = Seal

INSTALLATION TOOLING

PRG540



Byler Part #: 5707540

PNEUMATIC

PRG540/PRG544

- Pulls all alloys from 3/32" to 1/4"
- Extremely strong, robust and reliable heavy duty pneumatic rivet tool
- It is unbeatable for efficient riveting on mass-production lines.
- Sets all styles and sizes of POP® blind rivets, ultra-grips, and T-Rivets from 3/32" to 1/4".
- Stroke .687

RK9000LS



Byler Part #: 530190001

PNEUMATIC

RK9000LS

- Pulls 3/16" and 1/4" Blind & Structural Rivets
- The RK-9000LS is designed with an extra long stroke to ensure that the rivet is applied and the mandrel is withdrawn completely from the rivet in nearly any grip range
- The easy touch trigger requires less than .25 lbs force to activate
- 360° adjustable air inlet for both left and right handed users
- The vacuum force is greatly improved due to its efficient use of air, providing extreme extraction of the mandrel after riveting
- Stroke 1.02, Weight: 3.96 lbs

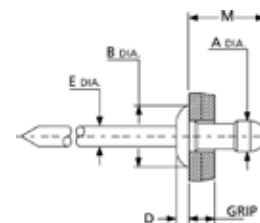
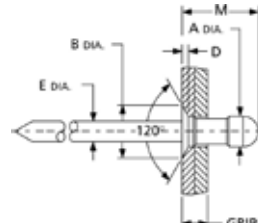
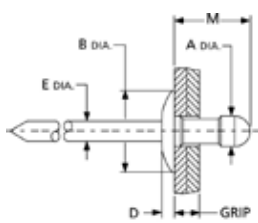
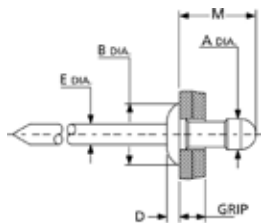


Low Profile Head

Large Flange Head

Countersunk Head

Brazier Head



DOME/LOW PROFILE HEAD

LARGE FLANGE HEAD

COUNTERSUNK HEAD

BRAZIER HEAD

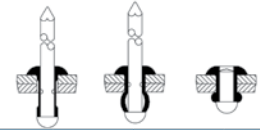
TYPE	DIA.	MFG. PART #	BYLER PART #	GRIP RANGE	RIVET DIMENSIONS				MIN VALUES (LBS)		HOLE & DRILL SIZE
					B HD DIA.	D MAX HH	M LENGTH	E MAX.	SHEAR	TENSILE	
DOME/ LOW PROFILE HEAD all aluminum	1/8	AD 41-43 ABS	0911041431	.039-.187	.238-.262	.032-.040	.433	--	65	85	.129-.142 #30
		AD 43-45 ABS	0911043451	.157-.312			.573				
		AD 43-47 ABS	0911043471	.251-.437			.714				
	3/16	AD 62-64 ABS	0911062641	.063-.250	.360-.390	.047-.055	.585	--	145	205	.192-.205 #10
AD63-66 ABS		0911063661	.188-.375	.765							
AD 66-68 ABS		0911066681	.251-.500	.876							
AD68-612 ABS		09110686121	.438-.750	1.21							
LARGE FLANGE HEAD all aluminum	1/8	AD 41-43 ABS LF	0911041433	.039-.187	.360-.390	.036-.052	.433	--	65	85	.129-.142 #30
		AD 62-64 ABS LF	0911062643	.063-.250			.585				
	3/16	AD 63-66 ABS LF	0911063663	.188-.375	.600-.650	.067-.083	.765	--	145	205	.192-.205 #10
		AD 68-612 ABS LF	0911086123	.438-.750			1.21				
DOME/ LOW PROFILE HEAD aluminum/steel	1/8	1661-00410	09169104102	.031-.187	.262	.051	.410	.070	165	230	.132-.138 #30
		1661-00414	09169104104	.157-.312			.530				
		1661-00416	0916910416	.219-.375			.630				
	5/32	1661-00512	0916910512	.047-.250	.321	.061	.490	.084	255	375	.157-.160 #20
		1661-00516	0916910514	.157-.375			.640				
		1661-00521	0916910516	.250-.500			.770				
	3/16	1661-00613	09169106133	.062-.250	.396	.071	.550	.112	295	525	.188-.191 #10
		1661-00619	09169106193	.187-.437			.730				
		1661-00621	09169106213	.250-.500			.780				
		1661-00631	09169106313	.500-.750			1.09				
1/4	GSM D82-86APG	0916910813	.059-.354	.453-.512	.087	.630	--	629	899	.256-.275 17/64"	
	GSM D84-89APG	0916910821	.236-.551			.827					
	GSM D86-91APG	0316910831	.394-.709			1.024					
LARGE FLANGE HEAD aluminum/steel	1/8	1692-00410	0916910821*	.031-.187	.325	.045	.410	.074	165	230	.132-.138 #30
		1692-00414	0916920414	.125-.312			.530				
	3/16	1692-00613	09169206133	.062-.250	.625	.075	.550	.112	350	530	.194-.201 #10
		1692-00621	09169206213	.250-.500			.780				
BRAZIER HEAD aluminum/steel	3/16	1610-03716	09161037161	.062-.250	.472	.098	.730	.112	340	505	.188-.191 #10
		1610-03722	09161037221	.187-.437			.550				

*Minimums may apply



- **Wide Grip Range**
- Mechanically Locked Stem
- Complete hole fill
- Large blind side footprint

Great for blind applications!



TYPE	DIA.	MFG. PART #	BYLER PART #	GRIP RANGE	RIVET DIMENSIONS				MIN VALUES (LBS)		HOLE & DRILL SIZE
					B NOM.	D	M LENGTH	E MAX.	SHEAR	TENSILE	
DOME/LOW PROFILE HEAD aluminum/stainless	3/16	1663-00613	0916630613	.062-.250	.375	.058	.590	.090	350	530	.157-.160 #20
		GSSMD63-67APG	0916630619	.177-.433							
		1663-00619	0916630619	.187-.437							
		1663-00621	0916630621	.256-.512							
		1663-00631	0916630631	.433-.768							
1663-00641	0916630641	.630-.945									
LARGE FLANGE HEAD aluminum/stainless	3/16	1692-00613	0916920613	.062-.250	.625	.075	.550	.112	350	530	.188-.191 #10
		1692-00621	0916920621	.250-.500			.780				
		1692-00631	0916920631	.500-.768			1.09				
COUNTERSUNK HEAD aluminum/stainless	1/8	01682-00412	0916820412	.093-.250	.207	.050	.470	.074	155	205	.132-.138 #30
		01682-00414	0916820414	.155-.312			.530				
		01682-00416	0916820416	.217-.375			.600				
	5/32	01682-00514	0916820514	.109-.312	.247	.052	.550	.090	255	300	.161-.166 #20
		01682-00516	0916820516	.171-.375			.610				
	3/16	01682-00615	0916820615	.125-.312	.347	.069	.610	.112	350	530	.194-.201 #10
01682-00621		0916820621	.250-.500	.800							
DOME/LOW PROFILE HEAD all stainless	1/8	GSMD41-43SSPG	0934143	.020-.192	.228-.256	.051	.346	.122-.129	326	517	.128-.133 #30
		GSMD42-44SSPG	0934244	.059-.265			.406				
		GSMD43-45SSPG	0934345	.188-.315			.465				
	5/32	GSSMD51-54SSPG	0935154	.020-.256	.335-.374	.051	.433	.151-.160	596	820	.161-.166 #20
		GSSMD53-55SSPG	0935355	.139-.354			.551				
		GSSMD55-57SSPG	0935557	.276-.472			.709				
	3/16	OBE61-00611		.059-.138	.378	.059	.510	.126	877	1124	.193-.201
		OBE61-00614		.138-.236			.610				
		OBE61-00618		.236-.335			.730				

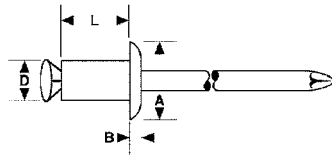
(ALL STEEL) **STAVEX®**

TYPE	DIA	MFG. PART #	BYLER PART #	GRIP RANGE	DIMENSIONS				MIN VALUES (LBS)		HOLE & DRILL SIZE
					B NOM.	D MAX HH	M LENGTH	E MAX.	SHEAR	TENSILE	
DOME/LOW PRO HEAD all steel	1/8	OBS01-00414	0922010414	.039-.236	.287	.037	.570	.087	202	263	.129-.134 #30
	5/32	OBS01-00516	0922010516	.079-.315	.322	.052	.630	.112	344	405	.161-.166 #20
	3/16	OBS01-00612	0922010612	.060-2.00	.397	.061	.480	.120	585	647	.192-.196 #10
		OBS01-00614	0922010614	.060-.250			.540				
		OBS01-00618	0922010618	.060-.354			.670				
	OBS01-00622	0922010622	.250-.500	.790							
1/4	01610-04844	0922044844	.060-.300	.530	.105	.660	.158	700	800	.261-.275 17/64	
LARGE FLANGE HEAD all steel	3/16	OBE34-00614	0922340614	.060-.250	.637	.081	.540	.118	585	647	.192-.196 #10
		OBE34-00618	0922340618	.060-.354			.670				
		OBE34-00622	0922340622	.250-.500			.790				
120° COUNTER SUNK HEAD all steel	1/8	OBS04-00414	0922040414	.039-.236	.232	.039	.550	.084	202	263	.129-.134 #30
	3/16	OBS04-00614	092040614	.093-.250	.351	.055	.540	.118	450	650	.192-.196 #10
		OBS04-C0614	092040614	.165-.250			.670				
		OBS04-00618	092040618	.093-.375			.790				
OBS04-00622	092040622	.250-.500									



PEEL AND TRI-FOLD RIVETS

PEEL RIVETS



Peel Rivets provide a large blind side bearing head for support in soft, brittle or ductile materials.

TYPE	DIA.	MFG. PART #	BYLER PART #	GRIP RANGE	RIVET DIMENSIONS				MIN STRENGTH	
					A	B MAX.	D	L MAX.	SHEAR	TENSILE
PEEL RIVET DOME HEAD aluminum/ steel	1/8	GSMD42ADP	051204021	.039-.138	.228-.256	.048	.122-.138	.512	180	213
		GSMD43ADP	051204031	.098-.197						
		GSMD44ADP	051204041	.177-.276						
		GSMD46ADP	051204061	.256-.354						
		GSMD47ADP	051204071	.335-.433						
	5/32	GSMD52ADP	051205021	.039-.118	.275-.315	.059	.151-.169	.590	315	450
		GSMD53ADP	051205031	.098-.197						
		GSMD54ADP	051205041	.177-.256						
		GSMD55ADP	051205051	.236-.315						
		GSMD56ADP	051205061	.295-.394						
		GSMD58ADP	051205081	.354-.422						
		GSMD510ADP	051205101	.452-.511						
	3/16	GSMD62ADP	051206021	.039-.118	.335-.374	.063	.183-.201	.669	450	607
		GSMD63ADP	051206031	.098-.197						
		GSMD64ADP	051206041	.177-.276						
		GSMD65ADP	051206051	.356-.354						
		GSMD66ADP	051206061	.335-.394						
		GSMD68ADP	051206081	.375-.472						
		GSMD610ADP	051206101	.453-.551						
		GSMD612ADP	051206121	.531-.748						

**EXTRA-LENGTH
METRIC RIVETS
ALSO AVAILABLE**



Byler Rivet offers metric blind rivets in 3mm through 6mm diameters.

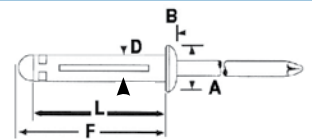
- Material choices:
- Aluminum/Steel
 - Steel/Steel
 - 304 & 316 Alloy Stainless Steel.

*Min. strength in lbs.

TRI-FOLDS




Tri-Fold Rivets are an economical, specialty fastener with a locked mandrel core and three folded legs on the blind side.



TYPE	DIA	MFG. PART #	BYLER PART #	GRIP RANGE	DIMENSIONS						MIN STRENGTH	
					HOLE & DRILL	A	B	D	L MAX.	F MAX.	SHEAR	TENSILE
DOME HEAD TRI-FOLD aluminum	5/32	145010502	GAMD52ATF	.040-.118	.154-.161 #20	.302-.322	.060	.154-.161	.790	.880	200	225
		145010504	GAMD54ATF	.040-.250								
		145010506	GAMD56ATF	.040-.375								
		145010508	GAMD58ATF	.125-.500								
	3/16	145010604	GAMD64ATF	.062-.250	.209-.221 #4	.375-.395	.080	.195-.205	1.020	1.138	350	450
		145010606	GAMD66ATF	.187-.375								
		145010608	GAMD68ATF	.312-.500								
		145010610	GAMD610ATF	.437-.625								
		145010612	GAMD612ATF	.563-.750								
		1450106042	GAMD64ATFBLK	.062-.250								
1450106062	GAMD66ATFBLK	.187-.375										



- Aluminum
- Steel
- Stainless
- Copper
- Monel



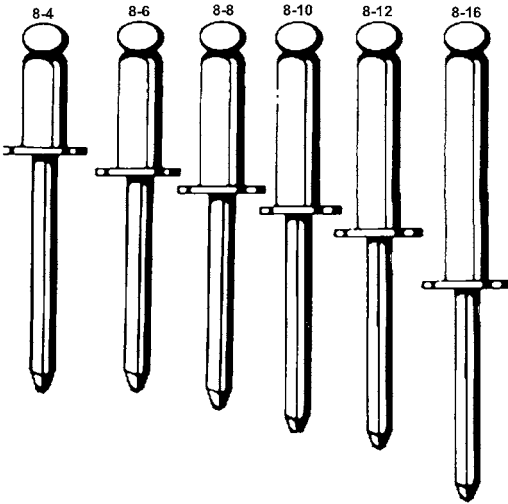
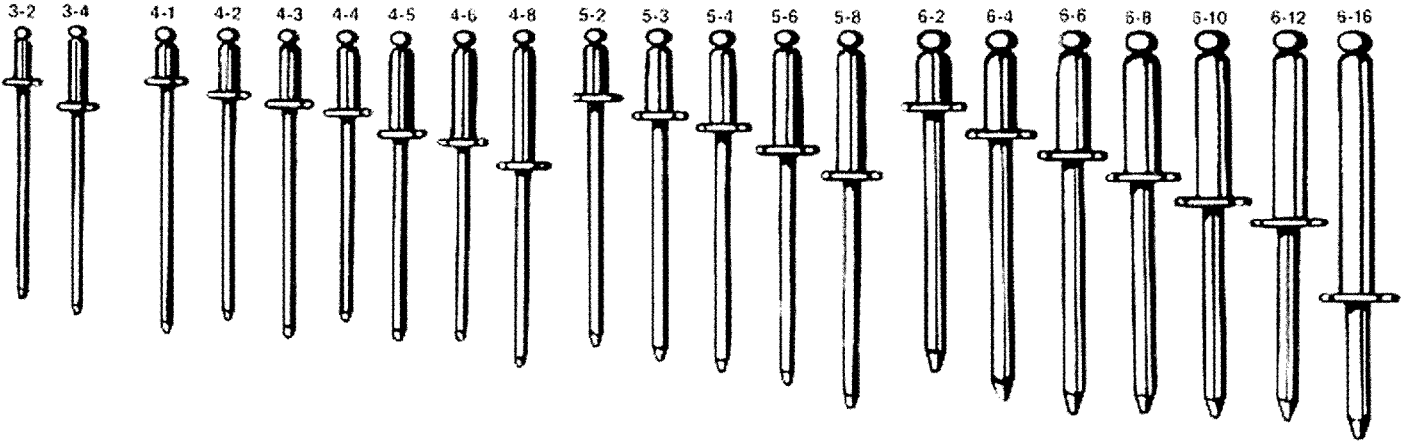
Back-Up Washers



Stainless Washers Available

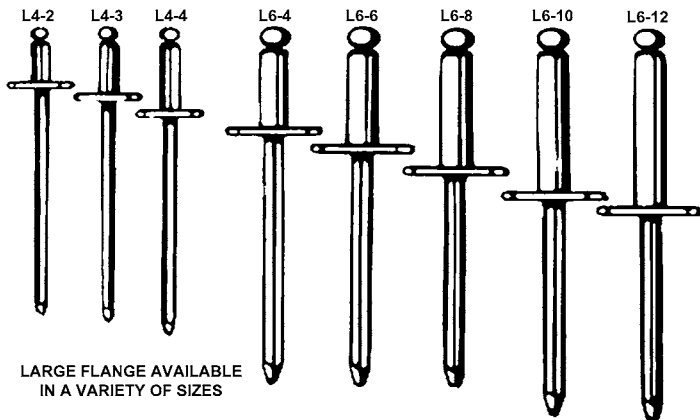
Aluminum Round:		Steel Round:	
1/8	1001104	1/8	1002204
5/32	1001105	5/32	1002205
3/16	1001106	3/16	1002206

Actual Size Rivet Chart

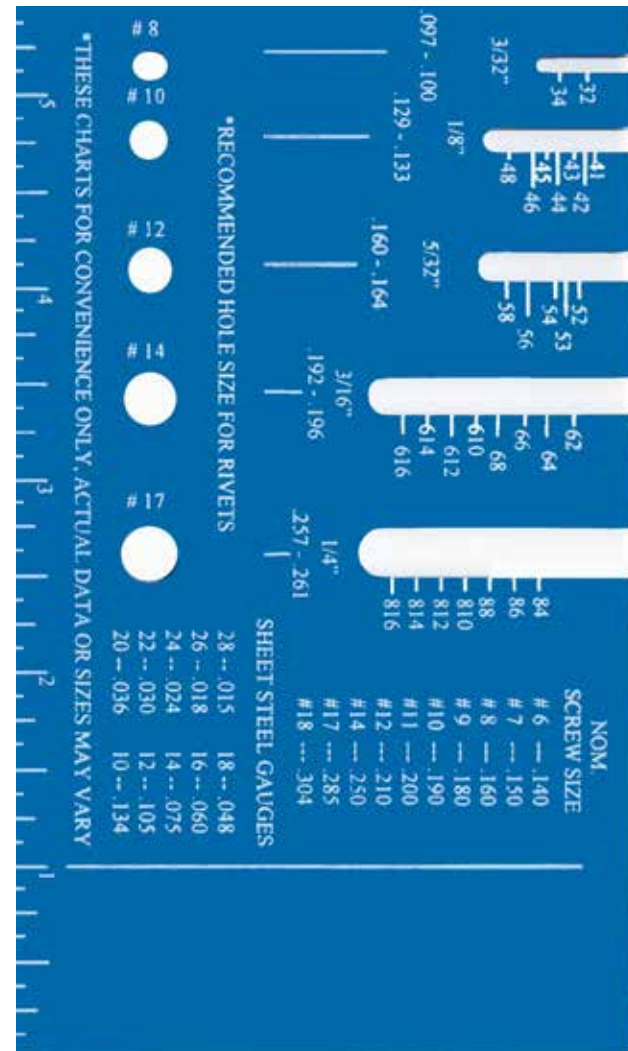


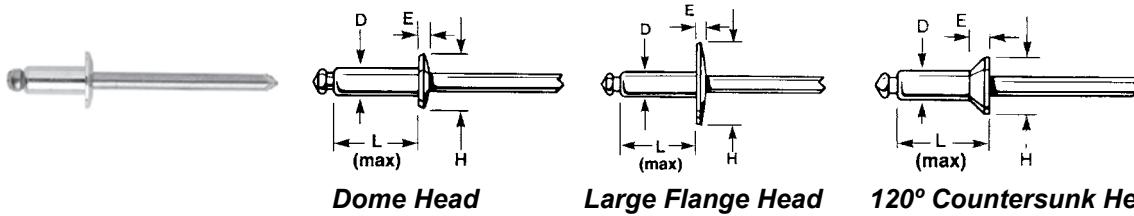
Painted Rivets Available

*Minimums may apply

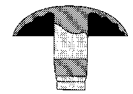


LARGE FLANGE AVAILABLE IN A VARIETY OF SIZES





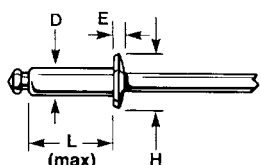
Aluminum Umbrella Plugs:
For 3/16 Dia. Rivets



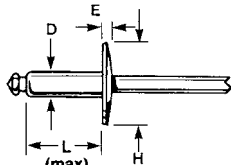
must only be used with aluminum 3/16 POP rivets

HEAD STYLE ALLOY	DIA	MFG PART #	BYLER PART #	GRIP RANGE	DIMENSIONS		MIN STRENGTH LBS.			HOLE SIZE
					L MAX	H	E +/- .004	SHEAR	TENSILE	DRILL NO.
COUNTERSUNK Aluminum Rivet/ Aluminum Mandrel	1/8	AK42ABS AK43ABS AK44ABS AK45ABS	101104022 101104032 101104042 101104052	.063-.125 .126-.187 .188-.250 .251-.312	.275 .337 .400 .462	.207-.233	.031	155	235	.129-.133 #30
	5/32	AK54ABS AK56ABS	101105042 101105062	.188-.250 .313-.375	.425 .550	.268-.294	.040	225	350	.160-.164 #20
	3/16	AK64ABS	101106042	.126-.250	.450	.335-.361	.050	315	500	.192-.196 #10
DOME HEAD Aluminum Rivet/ Aluminum Mandrel	3/32	AD32ABS AD34ABS AD36ABS	101103021 101103041 101103061	.020-.125 .126-.250 .251-.375	.250 .375 .500	.178-.198	.032	85	135	.097-.100 #41
	1/8	AD41ABS AD42ABS AD43ABS AD44ABS AD45ABS AD46ABS AD48ABS AD410ABS	101104011 101104021 101104031 101104041 101104051 101104061 101104081 101104101	.020-.062 .063-.125 .126-.187 .188-.250 .251-.312 .313-.375 .376-.500 .501-.625	.212 .275 .337 .400 .462 .525 .650 .775	.238-.262	.040	155	235	.129-.133 #30
	5/32	AD53ABS AD54ABS AD56ABS AD58ABS AD510ABS	101105031 101105041 101105061 101105081 101105101	.126-.187 .188-.250 .251-.375 .376-.500 .501-.625	.362 .425 .550 .675 .800	.296-.328	.050	225	350	.160-.164 #20
	3/16	AD62ABS AD64ABS AD66ABS AD68ABS AD610ABS AD612ABS AD614ABS AD616ABS	101106021 101106041 101106061 101106081 101106101 101106121 101106141 101106161	.020-.125 .126-.250 .251-.375 .376-.500 .501-.625 .626-.750 .751-.875 .876-1.00	.325 .450 .575 .700 .825 .950 1.075 1.200	.356-.394	.060	315	500	.192-.196 #11
	1/4	AD84ABS AD86ABS AD88ABS AD810ABS AD812ABS AD814ABS AD816ABS	101108041 101108061 101108081 101108101 101108121 101108141 101108161	.125-.250 .251-.375 .376-.500 .501-.625 .626-.750 .751-.875 .876-1.00	.500 .625 .750 .875 1.00 1.125 1.250	.475-.525	.080	600	750	.257-.261 17/64
	1/8	AD42ABSLF AD44ABSLF AD46ABSLF	101104023 101104043 101104063	.020-.125 .126-.250 .251-.375	.275 .400 .525	.360-.390	.032~ .065~	155	235	.129-.133 #30
	5/32	AD54ABSLF AD56ABSLF	101105043 101105063	.188-.250 .251-.375	.379 .504	.448-.488	.039~ .075~	225	350	.160-.164 #20
	3/16	AD64ABSLF AD66ABSLF AD68ABSLF AD610ABSLF AD612ABSLF AD616ABSLF AD618ABSLF	101106043 101106063 101106083 101106103 101106123 101106163 101106183	.126-.250 .251-.375 .376-.500 .501-.625 .626-.750 .876-1.00 1.00-1.125	.450 .575 .700 .825 .950 1.200 1.277	.600-.650	.047~ .075~	315	500	.192-.196 #11
	1/4	AD86ABSLF AD88ABSLF	101108063 101108083	.251-.375 .376-.500	.635 .760	.740-.750	.069~ .107~	600	750	.257-.261 17/64

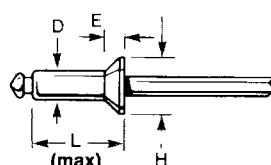
*Minimums and lead times may apply. ~ Head heights differ among manufacturers.



Dome Head



Large Flange Head

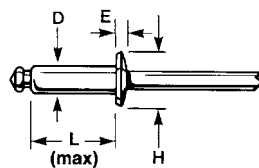


120° Countersunk Head

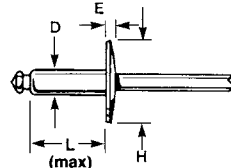


HEAD STYLE ALLOY	DIA	MFG PART #	BYLER PART #	GRIP RANGE	DIMENSIONS		MIN STRENGTH LBS.			HOLE SIZE DRILL NO.
					L	H	E + .010	SHEAR	TENSILE	
COUNTERSUNK Aluminum Rivet/ Steel Mandrel	1/8	AK42BS	101204022	.063-.125	.275	.207-.233	.031	170	220	.129-.133 #30
		AK43BS	101204032	.126-.187	.337					
		AK44BS	101204042	.188-.250	.400					
		AK45BS	101204052	.251-.312	.462					
	5/32	AK54BS	101205042	.188-.250	.425	.268-.294	.040	260	350	.160-.164 #20
		AK56BS	101205062	.251-.375	.550					
		AK58BS	101205082	.376-.500	.675					
	3/16	AK64BS	101206042	.126-.250	.450	.335-.361	.050	380	500	.192-.196 #11
		AK66BS	101206062	.251-.375	.575					
AK68BS		101206082	.376-.500	.700						
DOME HEAD Aluminum Rivet/ Steel Mandrel	3/32	AD32BS	101203021	.020-.125	.250	.178-.198	.032	90	120	.097-.100
		AD34BS	101203041	.126-.250	.375					
	1/8	AD41BS	101204011	.020-.062	.212	.238-.262	.040	170	220	.129-.133 #30
		AD42BS	101204021	.063-.125	.275					
		AD43BS	101204031	.126-.187	.337					
		AD44BS	101204041	.188-.250	.400					
		AD45BS	101204051	.251-.312	.462					
		AD46BS	101204061	.313*.375	.525					
		AD48BS	101204081	.376-.500	.650					
		AD410BS	101204101	.501-.625	.736					
	5/32	AD52BS	101205021	.063-.125	.300	.296-.328	.050	260	350	.160-.164 #20
		AD53BS	101205031	.126-.187	.362					
		AD54BS	101205041	.188-.250	.425					
		AD56BS	101205061	.251-.375	.550					
		AD58BS	101205081	.376-.500	.675					
	3/16	AD510BS	101205101	.501-.625	.800	.356-.394	.060	380	500	.192-.196 #10
		AD62BS	101206021	.020-.125	.325					
		AD64BS	101206041	.126-.250	.450					
		AD66BS	101206061	.251-.375	.575					
		AD68BS	101206081	.376-.500	.700					
		AD610BS	101206101	.501-.625	.825					
		AD612BS	101206121	.626-.750	.950					
	1/4	AD614BS	101206141	.751-.875	1.075	.475-.525	.080	700	920	.257-.261 17/64
		AD616BS	101206161	.876-1.00	1.200					
AD84BS		101208041	.125-.250	.500						
AD86BS		101208061	.251-.375	.625						
AD88BS		101208081	.376-.500	.750						
AD810BS		101208101	.501-.625	.875						
LARGE FLANGE Aluminum Rivet/ Steel Mandrel	1/8	AD42BSLF	101204023	.020-.125	.275	.360-.390	.032 .065~	170	220	.129-.133 #30
		AD44BSLF	101204043	.126-.250	.400					
		AD46BSLF	101204063	.251-.375	.525					
	5/32	AD54BSLF	101205043	.188-.250	.379	.448-.488	.039~ .075~			.160-.164 #20
		AD56BSLF	101205063	.251-.375	.504					
	3/16	AD64BSLF	101206043	.020-.250	.450	.600-.650	.047~	380	500	.192-.196 #10
		AD66BSLF	101206063	.251-.375	.575					
		AD68BSLF	101206083	.376-.500	.700					
		AD610BSLF	101206103	.501-.625	.825					
		AD612BSLF	101206123	.626-.750	.950					
		AD616BSLF	101206163	.751-1.000	1.200					
	1/4	AD618BSLF	101206183	1.00-1.125	1.277	.740-.750	.069~ .107~	700	920	.257-.261 17/64
AD86BSLF		101208063	.251-.375	.635						
		AD88BSLF	101208083	.376-.500	.760					

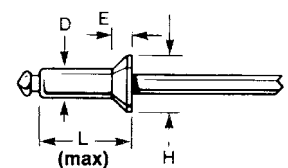
*Minimums and lead times may apply.
~ Head heights differ among manufacturers.



Dome Head



Large Flange Head

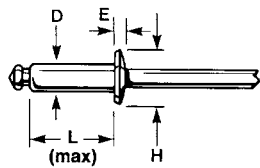


120° Countersunk Head

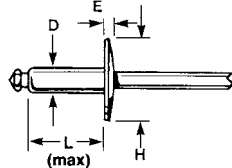
HEAD STYLE ALLOY	DIA	MFG PART #	BYLER PART #	GRIP RANGE	DIMENSIONS		MIN STRENGTH LBS.		HOLE SIZE DRILL NO.		
					L MAX	H	E + .01	SHEAR		TENSILE	
COUNTERSUNK Steel Rivet/ Steel Mandrel	3/32	SK32BS SK34BS	102203022 102203042	.032-.125 .126-.187	.275 .337	.178-.198	.032	130	170	.097-.100 #41	
	1/8	SK42BS SK43BS SK44BS SK45BS	102204022 102204032 102204042 102204052	.063-.125 .126-.187 .188-.250 .251-.312	.275 .337 .400 .462	.207-.233	.031	260	310	.129-.133 #30	
	5/32	SK54BS SK56BS	102205042 102205062	.188-.250 .251-.375	.425 .550	.268-.294	.040	370	470	.160-.164 #20	
	3/16	SK63BS SK64BS	102206032 102206042	.126-.187 .151-.250	.355 .450	.335-.361	.050	540	680	.192-.196 #10	
DOME HEAD Steel Rivet/ Steel Mandrel	3/32	SD32BS SD34BS SD36BS	102203021 102203041 102203061	.020-.125 .126-.250 .251-.375	.250 .375 .500	.178-.198	.032	130	170	.097-.100 #41	
	1/8	SD41BS SD42BS SD43BS SD44BS SD45BS SD46BS SD48BS SD410BS	102204011 102204021 102204031 102204041 102204051 102204061 102204081 102204101	.020-.062 .063-.125 .126-.187 .188-.250 .251-.312 .313-.375 .376-.500 .501-.625	.212 .275 .337 .400 .462 .525 .650 .775	.238-.262	.040	260	310	.129-.133 #30	
	5/32	SD52BS SD53BS SD54BS SD56BS SD510BS	102205021 102205031 102205041 102205061 102205101	.126-.187 .188-.250 .251-.375 .376-.500 .501-.625	.362 .425 .550 .675 .800	.296-.328	.050	370	470	.160-.164 #20	
	3/16	SD62BS SD64BS SD66BS SD68BS SD610BS SD612BS SD614BS SD616BS	102206021 102206041 102206061 102206081 102206101 102206121 102206141 102206161	.020-.125 .126-.250 .251-.375 .376-.500 .501-.625 .626-.750 .751-.875 .876-1.00	.325 .450 .575 .700 .825 .950 1.075 1.200	.356-.394	.060	540	680	.192-.196 #10	
	1/4	SD84BS SD86BS SD88BS SD810BS SD812BS SD814BS SD816BS	102208041 102208061 102208081 102208101 102208121 102208141 102208161	.125-.250 .251-.375 .376-.500 .501-.625 .626-.750 .751-.875 .876-1.00	.500 .625 .750 .875 1.00 1.125 1.250	.475-.525	.080	1000	1240	.257-.261 17/64	
	LARGE FLANGE Steel Rivet/ Steel Mandrel	1/8	SD42BSLF SD44BSLF SD46BSLF	102204023 102204043 102204063	.020-.125 .126-.250 .251-.375	.275 .400 .525	.360-.390	.032~ .065~	260	310	.129-.133 #30
		5/32	SD54BSLF SD56BSLF	102205043 102205063	.188-.250 .251-.375	.379 .504	.448-.488	.039~ .075~	370	470	.160-.164 #20
		3/16	SD64BSLF SD66BSLF SD68BSLF SD610BSLF SD612BSLF SD616BSLF	102206043 102206063 102206083 102206103 102206123 102206163	.126-.250 .251-.375 .376-.500 .501-.625 .626-.750 .876-1.00	.450 .575 .700 .825 .950 1.200	.600-.650	.047~ .075~	540	680	.192-.196 #10
		1/4	SD86BSLF SD88BSLF SD812BSLF	102208063 102208083 102208123	.251-.375 .376-.500 .500-.750	.635 .760 -	.740-.750	.069~ .107~	1000	1240	.257-.261 17/64

*Minimums and lead times may apply.

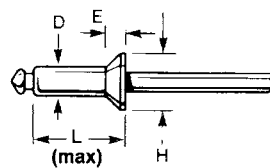
~ Head heights differ among manufacturers.



Dome Head



Large Flange Head



120° Countersunk Head

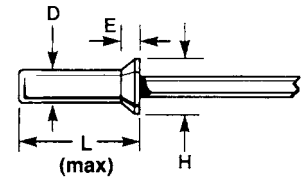
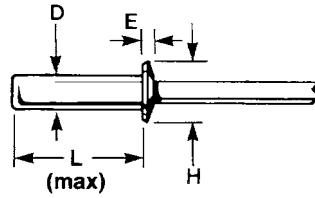


HEAD STYLE ALLOY	DIA	MFG PART #	BYLER PART #	GRIP RANGE	DIMENSIONS			MIN STRENGTH LBS.		HOLE SIZE DRILL NO												
					L MAX	H	E + .01	SHEAR	TENSILE													
COUNTERSUNK Stainless Rivet/ Steel Mandrel	1/8	SSC4-2 SSC4-3 SSC4-4 SSC4-5	103204022 103204032 103204042 103204052	.063-.125 .126-.187 .188-.250 .251-.312	.275 .337 .400 .462	.207-.233	0.031	520	600	.129-.133 #30												
	5/16	SSC6-4	103206042	.151-.250	.450						.355-.361	0.05	1150	1300	.192-.196 #10							
DOME HEAD Stainless Rivet/ Steel Mandrel	3/32	SSD32BS SSD34BS	103203021 103203041	.032-.125 .126-.250	.217 .375	0.188	0.032	260	335	.097-.100 #41												
	1/8	SSD41BS SSD42BS SSD43BS SSD44BS SSD46BS SSD48BS	103204011 103204021 103204031 103204041 103204061 103204081	.020-.062 .063-.125 .126-.187 .188-.250 .313-.375 .376-.500	.212 .275 .337 .400 .481 .628						0.25	.032-.045	520	600	.129-.133 #30							
		5/32	SSD52BS SSD53BS SSD54BS SSD56BS	103205021 103205031 103205041 103205061	.063-.125 .126-.187 .188-.250 .251-.375	.300 .362 .425 .550	0.312	0.039	785	1040						.160-.164 #20						
			3/16	SSD62BS SSD64BS SSD66BS SSD68BS SSD610BS	103206021 103206041 103206061 103206081 103206101	.063-.125 .126-.250 .251-.375 .376-.500 .501-.625											.325 .450 .575 .700 .825	0.375	0.047	1000	1300	.192-.196 #10
				1/8	SSD42BSLF SSD43BSLF SSD44BSLF	103204023 103204033 103204043											.063-.125 .126-.187 .188-.250					
	3/16	SSD64BSLF SSD66BSLF SSD68BSLF SSD610BSLF SSD612BSLF			103206043 103206063 103206083 103206103 103206123	.126-.250 .251-.375 .376-.500 .501-.625 .626-.750	.450 .575 .700 .825 .950	0.625	0.047	1000	1300	.192-.196 #10										
		COUNTERSUNK Stainless Rivet/ Stainless Mandrel	1/8	SS/SS44C	103304042	.188-.250	.390						0.25	0.045	520	600	.129-.133 #30					
			3/16	SS/SS64C	103306042	.192-.196	.450						0.375	0.047	1150	1300	.192-.196 #10					
	DOME HEAD Stainless Rivet/ Stainless Mandrel	3/32	SSD32SSBS SSD34SSBS	103303021 103303041	.032-.125 .126-.250	.217 .375	0.188	0.032	260	335	.097-.100 #41											
		1/8	SSD41SSBS SSD42SSBS SSD43SSBS SSD44SSBS SSD46SSBS SSD48SSBS	103304011 103304021 103304031 103304041 103304061 103304081	.020-.062 .063-.125 .126-.187 .188-.250 .313-.375 .376-.500	.212 .275 .337 .400 .481 .628						0.25	0.032	520	600	.129-.133 #30						
5/32			SSD52SSBS SSD53SSBS SSD54SSBS SSD56SSBS	103305021 103305031 103305041 103305061	.063-.125 .126-.187 .188-.250 .251-.375	.300 .362 .425 .550	0.312	0.039	785	1040	.160-.164 #20											
			3/16	SSD62SSBS SSD64SSBS SSD66SSBS SSD68SSBS SSD610SSBS	103306021 103306041 103306061 103306081 103306101	.063-.125 .126-.250 .251-.375 .376-.500 .501-.625											.325 .450 .575 .700 .825	0.375	0.047	1150	1300	.192-.196 #10
				1/4	SSD84SSBS	103308041											.125-.250					
DOME HEAD Copper Rivet/ Steel Mandrel		1/8			CB42D CB43D CB44D	104204021 104203021 104204041	.063-.125 .125-.187 .188-.250	.275 .337 .400	0.25	0.04	215	300	.129-.133 #30									
			DOME HEAD Copper Rivet/ Brass Mandrel	1/8	CD42BS CD44BS	104504021 104504041	.063-.125 .188-.250	.275 .400						0.25	0.04	215	300	.129-.133 #30				

*Minimums and lead times may apply. ~ Head heights differ among manufacturers.



This rivet type should be selected wherever a **vapor or liquid-tight fastener** is required! They provide **100% mandrel retention!** They also have 23% more tensile strength and up to 45% more shear strength than equivalent open-end types.



Dome Head

120° Countersunk Head

TYPE OF RIVET	DIA	MFG PART #	BYLER PART #	GRIP RANGE	DIMENSIONS			MIN STRENGTH LBS.		HOLE SIZE DRILL #
					L max	H	E	SHEAR	TENSILE	
DOME HEAD Aluminum Rivet/ Aluminum Mandrel	1/8	AD42AH	0611040214	.063-.125	.316	.236	.051	105	150	.129-.133 #30
		AD43AH	0611040314	.126-.187	.377					
		AD44AH	0611040414	.188-.250	.440					
	5/32	AD54AH	0611050414	.063-.125	.455	.312	.066	155	240	.160-.164 #20
		AD62AH	0611060214	.063-.125	.345	.375	.081	220	310	.192-.196 #10
		AD64AH	0611060414	.126-.250	.470					
AD66AH	0611060614	.251-.375	.595							
	3/16	AD68AH	0611060814	.376-.500	.720					
		AD41H	0612040114	.032-.062	.255	.260	.051	305	385	.129-.133 #30
		AD42H	0612040214	.063-.125	.316					
AD43H	0612040314	.126-.187	.377							
	1/8	AD44H	0612040414	.188-.250	.440					
		AD45H	0612040514	.251-.312	.502					
		AD46H	0612040614	.313*.375	.565					
	5/32	AD48H	0612040814	.376-.500	.690					
		AD52H	0612050214	.063-.125	.330	.312	.066	430	605	.160-.164 #20
		AD53H	0612050314	.126-.187	.392					
AD54H	0612050514	.188-.312	.517							
	3/16	AD62H	0612060214	.063-.125	.345	.375	.081	575	84	.192-.196 #10
		AD64H	0612060414	.126-.250	.470					
		AD66H	0612060614	.251-.375	.595					
	1/4	AD68H	0612060814	.376-.500	.720					
		AD84H	0612080414	.126-.250	.505	.500	.099	900	1100	.257-.261 17/64
		AD86H	0612080614	.251-.375	.630					
DOME HEAD Aluminum Rivet/ Stainless Steel Mandrel	3/16	AD64SSH	0613060414	.126-.250	.470	.375	.081	575	840	.192-.196 #10
	1/8	AK41H	0612040124	.031-.062	.297	.233	.050	305	385	.129-.133 #30
		AK42H	0612040224	.063-.125	.361					
		AK43H	0612040324	.126-.187	.422					
	5/32	AK44H	0612040424	.188-.250	.486	.312	.065	430	605	.160-.164 #20
		AK45H	0612040524	.251-.312	.548					
		AK53H	0612050324	.126-.250	.452					
	3/16	AK64H	0612060424	.126-.250	.540	.375	.075	575	840	.192-.196 #10
		AK66H	0612060624	.251-.375	.665					
		SSD41SSH	0633040114	.000-.063	.258					
SSD42SSH	0633040214	.063-.125	.313							
SSD43SSH	0633040314	.125-.188	.379							
	5/32	SSD44SSH	0633040414	.188-.250	.441	.338	.042	742	899	.160-.164 #20
		SSD45SSH	0633040514	.250-.309	.504					
		SSD52SSH	0633050214	.000-.125	.338					
	3/16	SSD53SSH	0633050314	.125-.188	.394	.393	.049	966	990	.192-.196 #10
		SSD54SSH	0633050414	.188-.250	.461					
		SSD55SSH	0633050514	.250-.309	.523					
	1/4	SSD62SSH	0633060214	.032-.125	.359	.525	.099	1528	1955	.257-.261 17/64
		SSD64SSH	0633060414	.126-.250	.488					
		SSD66SSH	0633060614	.250-.371	.605					
	1/8	SSD68SSH	0633060814	.371-.496	.723	.801	~	~	~	~
		SSD84SSH	0633080414	0.00-.250	.555					
		SSD86SSH	0633080614	.371-.496	.801					

Minimums may apply

+ Values shown are a guide only and may vary depending on the application

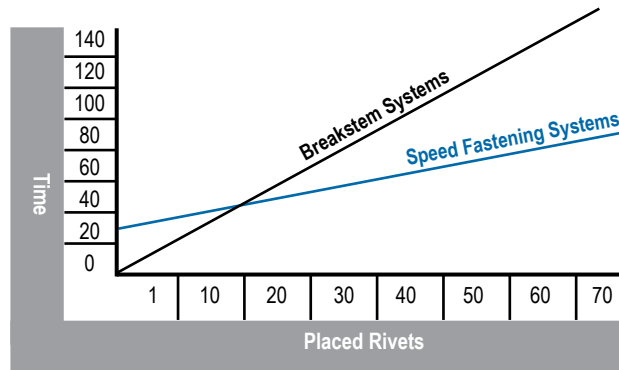
NOSE TIPS REQUIRED							
TYPE	DIA.	MFG PART#	BYLER PART #	TYPE	MANDREL #	MFG PART#	BYLER PART #
STEEL MANDREL	1/8	PRN424	5707510424	ALUMINUM MANDREL	PRN434	PRN424	5707510434
	5/32	PRN524	5707520524		PRN534	PRN524	5707520534
	3/16	PRN624	5707540624		PRN634	PRN624	5707540634
	1/4	PRN822	5707540822		~	~	~

High volume Speed Fastening can increase productivity and decrease unit labor costs up to four times a traditional screw or pull rivet!

Speed Fastening is a unique assembly system designed for rapid & reliable fastening in medium and high volume applications. Speed Fasteners are single piece fasteners that are either magazine fed or fed via a vibrating bowl to a wide choice of installation equipment. Speed installation technology provides a consistent, repeatable joint.

TIME ANALYSIS CHART

Speed Fastening is the more efficient system after only 10 placed rivets.



Product Overview

BRIV®



- Bulbed Tail
- Large headform
- High clamp & shear
- Available in Stainless Steel

CHOBERT®



- Internal tapered bore
- Controlled clamp
- For soft & brittle materials

GROVIT®



- Designed for blind hole applications
- Annular grooves
- Use in wood, plastic, fiberglass, aluminum

AVTRONIC®



- Attaches DIN 41612 connectors & other components to PCB's
- Annular grooves on body

AVSERT®



- Threaded stand-off pillars for PCB's
- Internally threaded bore
- Many stand-off heights

RIVSCREW®



- Threaded fastener
- Removable & reusable with hex key
- Fastens into materials

RIVSCREW® PL




- Designed for soft & hard plastics
- Wide grip range from 3 to 11.8mm covered by one fastener

AVLUG®



- Solderable terminal posts for PCB's
- Rolled/knurled shank



Magazine fed fasteners



HOW TO CHOOSE THE SPEED FASTENER YOU NEED!

Your Byler representative can help you choose the correct combination of:

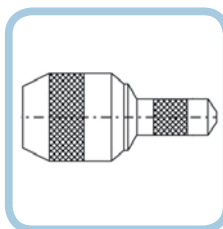
fastener



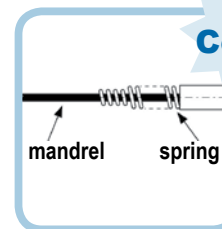
tool



nose equipment



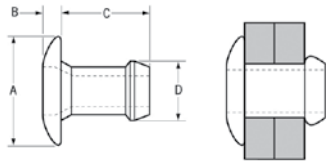
mandrel & spring



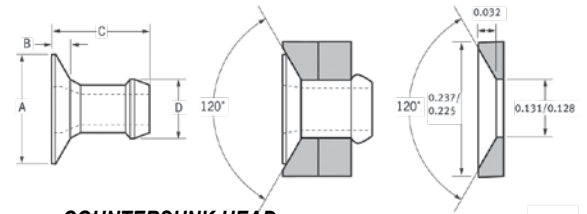
Consider...

1. Removability
2. Clamp
3. Head style
4. Application
5. Alloy

BRIV®



**DOME/MUSHROOM HEAD
(1801)**



**COUNTERSUNK HEAD
(1802)**

Benefits:

• Low Cost

Substantial savings when Briv® fasteners are substituted for spot welds, loose hardware or traditional nail rivets

• Fast Installation

Magazine-fed fasteners can be installed by semi automatic or fully automated systems.

• Versatile

Wide range of mandrel sizes enables Briv® rivets' expansion to accommodate hole size variations

• High Clamp

The bulbed tail and for shortening of the fastener during installation ensures consistent high clamp and shear

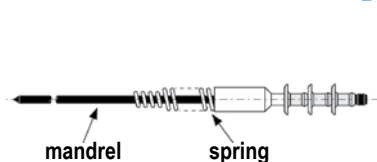
TYPE	DIA.	MFG. PART #	BYLER PART #	GRIP RANGE	RIVET DIMENSIONS				MIN VALUES (LBS)		HOLE SIZE	
					A HD	B HH	C LENGTH	D	SHEAR	TENSILE		
DOME/ MUSHROOM HEAD all aluminum (1801)	1/8	01801-00403	18180100403	.025-.075	.257	.039	.152	.1235	170	295	.1285-.1315	
		01801-00404	18180100404	.045-.095			.172					
		01801-00406	18180100406	.085-.135			.212					
		01801-00408	18180100408	.125-.175			.252					
		01801-00410	18180100410	.165-.215			.292					
		01801-00412	18180100412	.205-.255			.332					
	5/32	01801-00414	18180100414	.245-.295	.372							
		01801-00416	18180100416	.285-.335	.412							
		01801-00505	18180100505	.062-.115	.193	.322	.039	.233	.1525	255	390	.1562-.1592
		01801-00506	18180100506	.085-.135	.213							
01801-00507	18180100507	.105-.155	.273									
01801-00509	18180100509	.145-.195	.313									
COUNTER- SUNK HEAD all aluminum (1802)	1/8	01802-00406	18180200406	.060-.110	.235	.035	.188	.1245	170	295	.1285-.1315	
		01802-00407	18180200407	.100-.150			.228					
		01802-00408	18180200408	.140-.190			.268					
		01802-00410	18180200410	.180-.230			.308					
		01802-00411	18180200411	.220-.270			.348					
	5/32	01802-00505	18180200505	.062-.115	.204	.275	.040	.204	.1535	255	390	.1562-.1592
		01802-00506	18180200506	.085-.135	.224							
		01802-00507	18180200507	.105-.155	.244							

3/32" & 3/16" diameter Briv fasteners available. Ask for details.

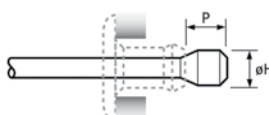
Also available in other alloys:

steel dome	1821
steel countersunk	1822
brass dome	1833
stainless steel dome	1841

BRIV® Mandrel & Spring



Standard mandrel



BRIV® mandrels also available in Stainless Steel:

3/32", 1/8", 5/32" & 3/16"

TYPE	DIMENSIONS				STANDARD NOSE EQUIPMENT		LONG NOSE EQUIPMENT	
	DIA.	DESCRIPTION	H*	P MAX.*	MANDREL #	SPRING #	MANDREL #	SPRING #
BRASS, ALUMINUM, STEEL	1/8	standard green	.092	.120	07271-06414	07150-06814	07271-07414	07150-07814
		oversize yellow	.097	.126	07271-06514		07271-07514	
	5/32	standard green	.110	.136	07150-06015	07170-06875	07150-07015	07170-07875
		oversize yellow	.115	.142	07150-06115		07150-07115	
		oversize blue	.120	.149	07150-06215		07150-07215	

3/32" & 3/16" nose equipment available. Ask for details. *H & P Max dimensions in mm.

Tooling available to set these fasteners on page 63

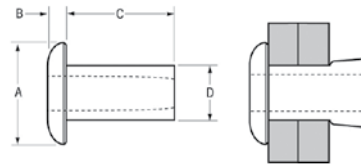


Model 7537

CHOBERT® RIVETS



(1121)



Benefits:

- **Light Clamp**

Internally tapered bore ensures consistent light clamp to reduce potential damage to materials

- **For Soft & Brittle Materials**

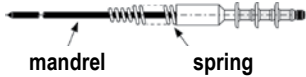
- **Efficient**

Expands radially during installation to ensure maximum hole fill

TYPE	DIA.	MFG. PART #	BYLER PART #	GRIP RANGE	RIVET DIMENSIONS				MIN VALUES (LBS)	HOLE SIZE
					A	B	C	D	SHEAR	
DOME/ MUSHROOM HEAD all aluminum (1121)	1/8	01131-00404	180113100404	.000-.062	.217	.045	.125	.1285	180	.1290-.1315
		01131-00406	180113100406	.062-.125			.187			
		01131-00408	180113100408	.125-.187			.250			
		01131-00410	180113100410	.187-.250			.312			
		01131-00412	180113100412	.250-.312			.375			
	5/32	01131-00506	180113100506	.062-.125	.257	.058	.187	.1595	360	.161-.164
		01131-00508	180113100508	.125-.187			.250			
		01131-00510	180113100510	.187-.250			.312			
		01131-00512	180113100512	.250-.312			.375			
		01131-00514	180113100514	.312-.375			.437			
		01131-00516	180113100516	.375-.437			.500			

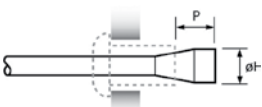
Also available 3/32" - 1/4" in steel and brass. Countersunk headstyle also available.

Mandrel & Spring

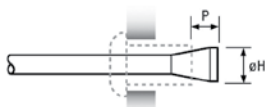


mandrel spring

Standard mandrel



Short Reach (S/R) mandrel



TYPE	DIA.	DESCRIPTION	DIMENSIONS			STANDARD NOSE EQUIPMENT		LONG NOSE EQUIPMENT	
			H	P MAX.	P (S/R)	MANDREL #	SPRING #	MANDREL #	SPRING #
BRASS, ALUMINUM, STEEL	1/8	standard green	.088	.216	.090	07150-06004	07150-06804	07150-07004	07150-07804
		oversize yellow	.092	.237	.098	07150-06104		07150-07104	
		oversize blue	.098	.268	.110	07150-06204		07150-07204	
		oversize red	.102	.288	.118	07150-06304		07150-07304	
	5/32	standard green	.107	.244	.100	07150-06005	07170-06875	07150-07005	07170-07875
		oversize yellow	.115	.284	.116	07150-06105		07150-07105	
		oversize blue	.122	.320	.130	07150-06205		07150-07205	
		oversize red	.132	.372	.150	07150-06305		07150-07305	

BRIV® & CHOBERT® Nose Equipment

Long, Limited Access & Curved nose assemblies also available!

TYPE	DIA.	NOSE EQUIPMENT	MFG #	BYLER #	DIMENSIONS		
					B	D	E
BRIV® & CHOBERT®	1/8	standard	07150-03004	5020715004600	.41	1.18	.20
		standard cam	07170-04600	5020717004600			
	5/32	standard	07150-03005	5020715003005	.48	1.30	.24
		standard cam	07170-04700	5020717004700			

STANDARD & STANDARD CAM

FLAT UNIVERSAL RECESSED TAPERED

BYLER PART #: 07150-03005

BRIV® & CHOBERT® Tooling



7536 Tool



7537 Tool
page 63

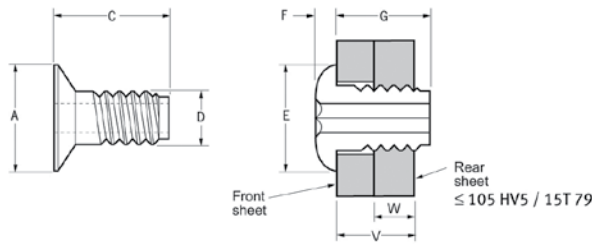


753 Tool
page 65

RIVSCREW®



(1722)



RIVSCREW® is a threaded, removable speed fastener that combine the speed of rivet placement with the accessibility of a screw.

TYPE	DIA.	MFG. PART #	BYLER PART #	GRIP RANGE V	RIVET DIMENSIONS							MIN VALUES (LBS.)		PER POD	FRONT SHEET MIN-MAX	REAR SHEET MIN-MAX	
					A	C	D	E	F	G	W	SHEAR	TENSILE				
DOME/ MUSHROOM HEAD zinc plated steel (1722)	3.5 mm	01722-03506	18172203506	.112		.202					.157				62		
		01722-03507	18172203507	.151		.241					.196				52		
		01722-03509	18172203509	.190		.280					.235				43		
		01722-03510	18172203510	.229	.235	.319	.1215	.240	.055	.274	.064	.225	.225		38	.138-.141	.122-.125
		01722-03511	18172203511	.268		.359					.314				34		
		01722-03512	18172203512	.307		.397					.352				30		
		01722-03517	18172203517	.463		.553					.508				21		
	4.0 mm	01722-04006	18172204006	.112		.202					.157				62		
		01722-04007	18172204007	.151		.241					.196				52		
		01722-04009	18172204009	.190		.280					.235				43		
		01722-04010	18172204010	.229	.245	.319	.1415	.250	.055	.274	.064	292	270		38	.165-.168	.142-.145
		01722-04011	18172204011	.268		.359					.314				34		
		01722-04012	18172204012	.307		.397					.352				30		
		01722-04015	18172204015	.385		.475					.430				25		

Benefits:

- Versatile**
Can be used to fasten most materials up to Vickers hardness 105 HV5
- Expansive**
Expands radially during installation to form a thread in material, eliminating the risk of torque & strip out.
- Removable**
Removable for servicing with a hex key & reusable

Also available in 2.8mm & 3.0mm; Minimums may apply

Also available:
RIVSCREW® PL
for plastics



Specialty Speed Fasteners

GROVIT®



Available in aluminum & steel in 3/32" - 3/16"

Benefits:

- Designed for blind hole applications in wood, fiber-glass, plastics, aluminum & harder substrates.
- Provides a vibration resistant joint and increased pullout resistance.

AVTRONIC®



Available in aluminum & brass in 2.5mm, 2.8mm

Benefits:

- Annular grooves on the body expand radially during installation
- Provide a vibration resistant joint, increased pull-out resistance and good residual clamp
- Various body lengths provide a wide grip range to accommodate most combinations of connector and PC board thickness

AVSERT®



Available in short & long spigots in 2.5mm, 3mm brass

Benefits:

- Internally threaded bore takes a threaded part
- Available in many stand-off heights to accommodate a wide variety of components
- Can be used for board thicknesses of 0.8 - 2.0mm (short spigot) or 0.8 - 2.4 mm max (long spigot)

AVLUG®



Available in 1/16, 3/32, 1/8 diameters in brass

Benefits:

- Rolled/knurled shank ensures secure placement in the PCB
- Suitable for wire wrapping or a test point for CRO tubes
- Available with diameters as small as 1.6 mm for assembly of smaller components

**NYLON TAP-IT®
DRIVE RIVETS** (nylon rivet / steel pin)



Mushroom Truss Head

Countersunk Head

TYPE	HEAD STYLE	DIA. & LENGTH	BYLER PART#	HOLE SIZE
Nylon Body Steel Pin (zinc-plated pin)	MUSHROOM TRUSS HEAD	1/4 x 3/4	1308121	(.257) Use 17/64" Drill Bit #16687050
		1/4 x 1	1308161	
		1/4 x 1-1/2	1308241	
		1/4 x 2	1308321	
		1/4 x 3	1308481	
Nylon Body Steel Pin (zinc-plated pin)	COUNTERSUNK HEAD	1/4 x 3/4	1308122	
		1/4 x 1	1308162	
		1/4 x 1-1/2	1308242	

Available in other colors. Minimums may apply.

**NYLON UNI-TAP®
DRIVE RIVETS** (solid one-piece nylon rivet)



TYPE	DIA. & LENGTH	PART #	GRIP RANGE	DRILL SIZE
Nylon Body	1/4 x 1	13086460	3/16 - 1/2	9/32 or "K" Part #16687060
	1/4 x 1-1/2	13086660	3/8 - 1-1/8	
	1/4 x 2-1/8	13086760	7/8 - 1-5/8	
	1/4 x 2-5/8	13086761	1-3/8 - 2-1/8	

Solves condensation and freezing problems. Able to withstand temperatures to -60F.

Nylon Insulating Drive Rivets (nylon rivet / nylon pin)

Ideal for Fastening Wall Panels, Ceiling Panels, Plastic Fences, Sign Panels, and Fixtures!!



Truss Head

Countersunk Head

TYPE	HEAD STYLE	DIA. & LENGTH	COLOR	BYLER PART #
Nylon Body Nylon Pin	TRUSS Use 17/64" Drill Bit #16687050	1/4 X 3/4	white	38302054230
			black	38302054228
			natural	38302054227
			clear	38302054200
		1/4 X 1	white	38302054530
			black	38302054528
	gray		38302054502	
	82° COUNTERSUNK Use 17/64" Drill Bit #16687050	1/4 X 3/4	white	38302054630
			natural	38302054730
		1/4 X 1	white	38302054930
			natural	38302064230
safety yellow			38302064227	
1/4 x 1-1/2	white	38302064530		
		38302064527		
		38302064514		
		38302064630		

Installation tools: A drill and Hammer
(hard plastic preferable)

DO NOT hit pin at an angle. DO NOT use heavy blows. If pin is not flush, do not use force. Remove rivet & check to make sure hole is deep enough, wide enough, & free from debris. Try again.

Benefits

- Non-Toxic & Colorfast
- Non-Corrosive
- Will Not Stain
- Aids Thermal Insulation
- Head will not snag or accumulate dirt.

USDA Accepted for use in areas where sanitation is a must:

- Transportation
- Kitchens & Food Processing
- Cold Storage

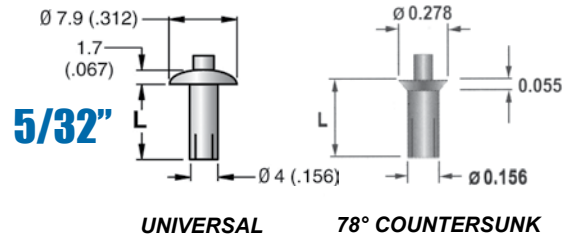
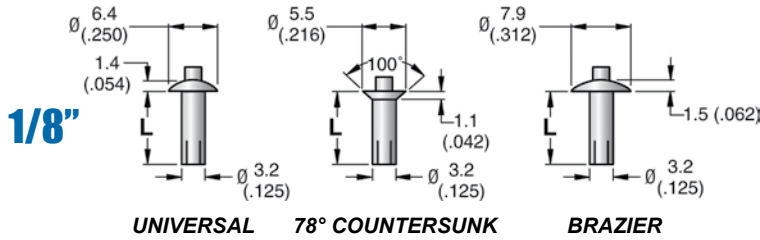


NOTE:

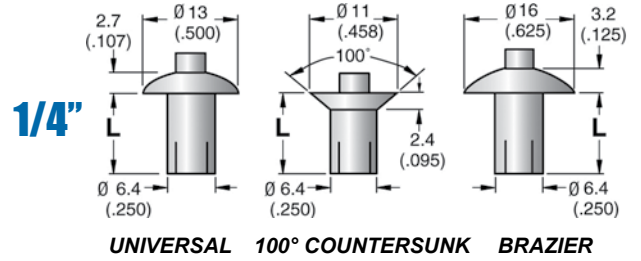
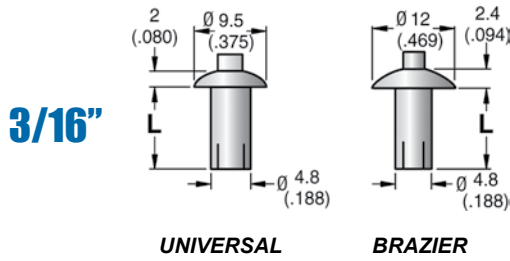
Pins are available in aluminum and various nylon composites.

Available colors: Beige, Soft Beige, Dark Gray, Light Gray, Almond (Colonial), and Maroon. Lengths available up to 6 inches. Mins may apply.

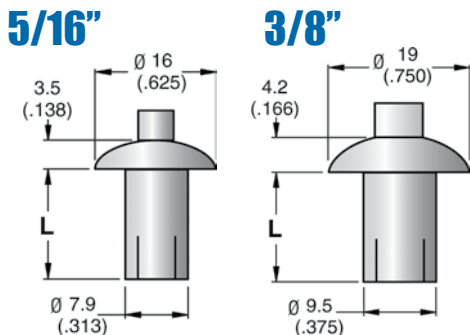
ALUMINUM DRIVE RIVETS



TYPE	1/8 DIA. PART #			1/8 L	1/8 & 5/32 GRIP RANGE			5/32 L	5/32 DIA. PART #	
	UNIVERSAL	78° CSK	BRAZIER		MIN.	NOM.	MAX.		UNIVERSAL	78° CSK
2117 ALUMINUM BODY 302 STAINLESS PIN	38-104-04-16	38-504-04-16	38-204-04-16	.219	.109	.125	.141	.250	38-105-04-16	38-505-04-16
	38-104-05-16	38-504-05-16	38-204-05-16	.250	.141	.156	.172	.281	38-105-05-16	38-505-05-16
	38-104-06-16	38-504-06-16	38-204-06-16	.281	.172	.188	.203	.312	38-105-06-16	38-505-06-16



TYPE	3/16 DIA. PART #		3/16 L	3/16 & 1/4 GRIP RANGE			1/4 L	1/4 DIA. PART #		
	UNIVERSAL	BRAZIER		MIN.	NOM.	MAX.		UNIVERSAL	100° CSK	BRAZIER
2117 ALUMINUM BODY 2024 ALUMINUM PIN	38-106-03-16	38-206-03-16	.250	.047	.094	.141	.250	38-108-03-16	NA	38-208-02-13
	38-106-04-16	38-206-04-16	.281	.078	.125	.171	.281	38-108-04-16	NA	38-208-04-16
	38-106-06-16	38-206-06-16	.344	.141	.188	.235	.344	38-108-06-16	38-508-06-16	38-208-06-16
	38-106-08-16	38-206-08-16	.406	.203	.250	.297	.406	38-108-08-16	35-508-08-16	38-208-08-16
	38-106-10-16	38-206-10-16	.469	.266	.313	.360	.469	38-108-10-16	35-508-10-16	38-208-10-16
	38-106-12-16	38-206-12-16	.531	.328	.375	.422	.531	38-108-12-16	35-508-12-16	38-208-12-16
	38-106-14-16	38-206-14-16	.594	.391	.438	.485	.594	38-108-14-16	35-508-14-16	38-208-14-16
	38-106-16-16	38-206-16-16	.656	.453	.500	.547	.656	38-108-16-16	35-508-16-16	38-208-16-16
	38-106-18-16	38-206-18-16	.719	.516	.563	.610	.719	38-108-18-16	35-508-18-16	38-208-18-16
	38-106-20-16	38-206-20-16	.781	.578	.625	.672	.781	38-108-20-13	35-508-20-16	38-208-20-16
	38-106-22-16	NA	.844	.641	.688	.735	.844	38-108-22-16	38-508-22-16	38-208-22-16
	38-106-24-16	38-206-24-16	.906	.703	.750	.797	.906	38-108-24-16	38-508-24-16	38-208-24-16
38-106-26-16	38-206-26-16	.969	.766	.813	.860	.969	38-108-26-16	38-508-26-16	38-208-26-16	
38-106-28-16	38-206-28-16	1.031	.828	.875	.922	1.031	38-108-28-16	38-508-28-16	38-208-28-16	
NA	38-206-30-16	1.094	.891	.938	.985	1.094	38-108-30-16	38-508-30-16	38-208-30-16	
38-106-32-16	38-206-32-16	1.156	.953	1.000	1.047	1.156	38-108-32-16	38-508-32-16	NA	
38-106-36-16	NA	1.281	1.078	1.125	1.172	1.281	38-108-36-16	NA	NA	
NA	NA	NA	1.328	1.375	1.422	1.531	38-108-44-16	NA	NA	



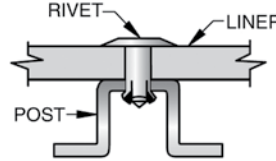
TYPE	5/16 DIA. PART #	5/16 L	5/16 GRIP RANGE			3/8 DIA. PART #	3/8 GRIP RANGE			3/8 L
	UNIVERSAL		MIN.	NOM.	MAX.	UNIVERSAL	MIN.	NOM.	MAX.	
2117 ALUMINUM BODY 2024 ALUMINUM PIN	38-110-06-16	.437	.132	.188	.242	38-112-06-16	.125	.188	.250	.500
	38-110-09-16	.531	.226	.281	.336	38-112-19-16	.219	.281	.344	.594
	38-110-12-16	.625	.320	.375	.430	38-112-12-16	.313	.375	.437	.688
	38-110-16-16	.719	.414	.469	.524	38-112-15-16	.406	.469	.531	.781
	38-110-18-16	.813	.508	.563	.618	38-112-18-16	.500	.562	.625	.875

*SCHEMATIC PICTURES ARE ACTUAL SIZE

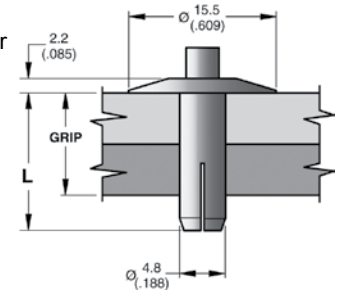
LINER RIVETS 3/16 DIA. (.188)		DRILL/HOLE SIZE = #11 / .191			
TYPE	PART #	GRIP RANGE			L
		MIN.	NOM.	MAX.	
2117 ALUMINUM BODY 2024 ALUMINUM PIN	3810-11-706-13	.075	.125	.175	.281
	3810-12-706-13	.175	.219	.275	.391
	3810-13-706-13	.275	.313	.375	.484
	3810-14-706-13	.375	.406	.475	.578
	3810-15-706-13	.475	.531	.575	.688
	3810-16-706-13	.575	.625	.675	.781
	3810-17-706-13	.675	.719	.775	.875
	3810-18-706-13	.775	.813	.875	.984
	3810-19-706-13	.875	.906	.975	1.078

Benefits of Drive Rivets:

- Fast, easy installation in a wide variety of materials
- No special tools required, only a hammer
- Tamper-resistant, tamper-evident styles
- Clamping action



Liner

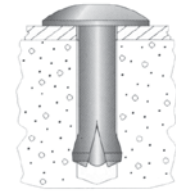


MASONRY RIVETS 3/16 & 1/4		DRILL/HOLE SIZE = F / .257				
TYPE	3/16 DIA (.188)	L	3/16 & 1/4 GRIP RANGE			1/4 DIA (.250)
	PART #		MIN.	NOM.	MAX.	PART #
2117 ALUMINUM BODY	38-206-32-16	1.156	.953	1.000	1.047	38-108-32-16
	N/A	1.281	1.078	1.125	1.172	38-108-36-16
302 STAINLESS PIN	N/A	1.531	1.328	1.375	1.422	38-108-44-16

N/A = not available in 3/16

Installation Instructions:

1. Use a carbide tipped spiral masonry drill, same diameter as the rivet (.188) or (.250). Drill deep enough to permit full insertion of the rivet.
2. Insert rivet through material to be attached and into the wall.
3. Drive the pin just flush with rivet head, using ordinary hammer. Rivet prongs expand deep in masonry.



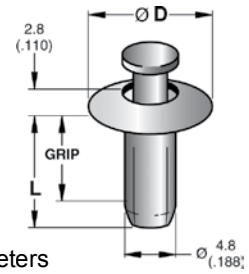
Masonry

TAMPER PROOF PIN 3/16 DIA.		DRILL/HOLE SIZE = #11 / .191				
TYPE OF RIVET	(.468) HEAD DIA.	GRIP RANGE			L	(.615) HEAD DIA.
	PART #	MIN.	NOM.	MAX.		PART #
2117 ALUMINUM BODY	3810-99-106-11	.075	.125	.175	.500	(38)10-99-108-11
	3810-99-106-12	.175	.219	.275	.594	(38)10-99-108-12
5056 ALUMINUM PIN	3810-99-106-13	.275	.313	.375	.688	(38)10-99-108-13
	3810-99-106-14	.375	.406	.475	.781	(38)10-99-108-14

Tamper Proof Pin (TPP)

Benefits:

- Non-slag head
- Available in 2 head diameters
- Special recessed pin resists being drilled out

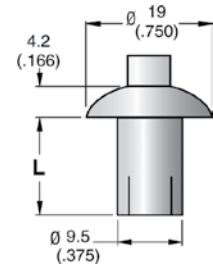


SUGGESTED DRILL BITS!



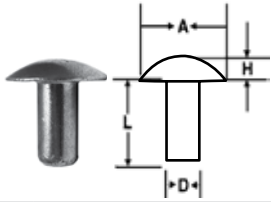
DRILL BITS		
DRIVE RIVET	HOLE SIZE	DRILL SIZE
1/8	.128	#30
5/32	.161	#20
3/16	.191	#11
1/4	.257	F
5/16	.323	21/64
3/8	.386	25/64

STEEL DRIVE RIVETS 3/8 DIA. (.375)		DRILL/HOLE SIZE = 25/64 / .386			
TYPE OF RIVET	UNIVERSAL HEAD	GRIP RANGE			L
	PART #	MIN.	NOM.	MAX.	
LOW CARBON STEEL BODY	38-112-06-91	.125	.188	.250	.500
	38-112-09-91	.219	.281	.344	.594
	38-112-12-91	.313	.375	.437	.688
LOW CARBON STEEL PIN	38-112-15-91	.406	.469	.531	.781
	38-112-18-91	.500	.562	.625	.875



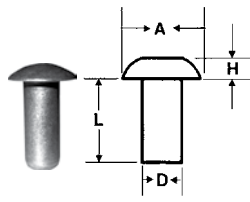
Steel

We Stock Wire, Gauge & Letter Sizes
Drill Bits on pages 54-58



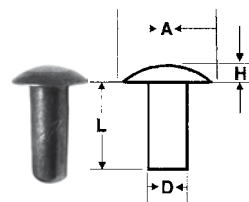
BRAZIER HEAD - 455

DIA. "D"	HEAD DIA. "A"	HEAD HEIGHT "H"
1/8	.312	.062
5/32	.391	.078
3/16	.467	.094
1/4	.625	.125
5/16	.780	.156
3/8	.937	.187



UNIVERSAL HEAD - 470

DIA. "D"	HEAD DIA. "A"	HEAD HEIGHT "H"
1/8	.250	.059
5/32	.312	.072
3/16	.375	.085
1/4	.500	.112
5/16	.625	.138
3/8	.750	.166



MODIFIED BRAZIER HEAD - 456

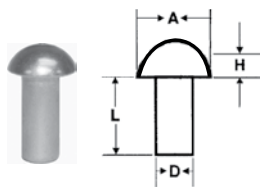
DIA. "D"	HEAD DIA. "A"	HEAD HEIGHT "H"
1/8	.235	.047
5/32	.312	.063
3/16	.390	.078
1/4	.468	.094
5/16	.625	.125
3/8	.781	.156

ALLOYS AVAILABLE

Aluminum
(1100F - Soft)
(2117T4 - Hard)
Steel
Stainless Steel
Copper
Brass
Monel

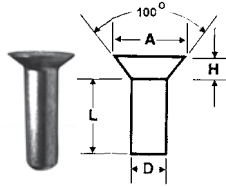
Minimums may apply.

PIECES PER LB SHOWN ON PGS 76-78



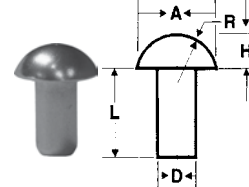
BUTTON HEAD - 435

DIA. "D"	HEAD DIA. "A"	HEAD HEIGHT "H"
5/32	.273	.117
3/16	.328	.141
1/4	.437	.187
5/16	.546	.234
3/8	.656	.281



100° COUNTERSUNK HEAD - 426

DIA. "D"	HEAD DIA. "A"	HEAD HEIGHT "H"
1/8	.216	.042
5/32	.278	.055
3/16	.344	.070
1/4	.467	.095
5/16	.555	.106
3/8	.685	.134



ROUND HEAD - 430

DIA. "D"	HEAD DIA. "A"	HEAD HEIGHT "H"
1/8	.250	.094
5/32	.312	.117
3/16	.375	.140
1/4	.500	.187
5/16	.625	.234
3/8	.750	.281



Call Byler Rivet for quotes on alternate shank diameters, lengths, and styles. Mins. may apply.

REC. DRILL SIZE & HOLE DIAMETER

RIVET SIZE	DRILL NO.	HOLE DIA.
5/32	5/32	.15625
3/16	3/16	.187
1/4	17/64	.250
5/16	5/16	.3125
3/8	3/8	.375



Note:

- Manufactured to Commercial Specifications & Tolerances
- Lengths available from 1/4" to 3" depending on shank diameter
- Point styles include Chamfer, Bevel Point, and Plain End

Installation Tooling - Air Hammers

MODELS	SPECIFICATIONS	#60115	#60117	#60121	#60714	#60717
<p>#60115 #60117 #60121</p> <p>(For LOW volume installation)</p>	Chisel Shank Dia.	.401"	.401"	.401"	.401"	.489"
	Blows Per Minute	5,000	2,000	3,000	2000	1,800
	Bore Dia.	3/4"	11/16"	3/4"	9/16"	3/4"
	Stroke Length	1 5/8"	3 1/2"	2 9/32"	3 3/23"	2 11/16"
	Net Wt.	3 lbs	5 1/2 lbs	3 5/8 lbs	3 1/3 lbs	4 3/4 lbs
	Overall Length	5 1/4"	9"	7 3/8"	N/A	N/A
	Avg. Air Consumption	2 cfm	3 cfm	3 cfm	2.13 cfm	3 cfm
	Air Inlet	1/4"	1/4"	1/4"	1/4"	1/4"
	Min. Hose Size	3/8"	3/8"	3/8"	3/8"	3/8"



#60714 & #60717 AVAILABLE FOR 3/8 DIA. RIVETS!

To choose your rivet set:

Follow the 6 steps to build your part #

STRAIGHT SHANK



EXAMPLE 1

Part Number 4710 - 455 - 6
 Description Straight Shank Brazier Head 3/16 Dia

BELL SHANK



EXAMPLE 2

Part Number 4770 - 470 - 12
 Description Bell Shank Universal Head 3/8 Dia

1. CHOOSE THE RIVET DIA. YOU ARE SETTING

2. CHOOSE YOUR SHANK

3. CHOOSE YOUR LENGTH

4. SHANK # IS NOW DETERMINED

5. CHOOSE YOUR RIVET HEAD STYLE

6. CHOOSE YOUR RIVET DIAMETER NUMBER

SHANK CHART			
RIVET DIA.	TYPE	LENGTH*	SHANK NO.
1/8" - 1/4"	.401 STRAIGHT SHANK	3 1/2"	4710
		5 1/2"	4711
	.498 STRAIGHT SHANK	3 1/2"	4730
		5 1/2"	4731
5/16" - 3/8"	.401 BELL SHANK	3 1/2"	4750
		5 1/2"	4751
	.498 BELL SHANK	3 1/2"	4770
		5 1/2"	4771

RIVET STYLE CHART							
RIVET HEAD STYLE		RIVET DIAMETER NUMBER					
		1/8	5/32	3/16	1/4	5/16	3/8
Brazier	455	4	5	6	8	10	12
Modified Brazier	456	4	5	6	8	10	12
Round	430	4	5	6	8	10	12
Flat	442	4	5	6	8	10	12
Universal	470	4	5	6	8	10	12
Button	435	4	5	6	8	10	12
Tubular (door rivet)	450	4	5	6	8	10	12
Trapezoid	039	NA	NA	6	8	10	NA

*7 1/2", 10 1/2", and 13 1/2" lengths available upon request.



Door rivet head style available!
 Part # 47104508

Available upon request:
 10° offsets, flush sets, and extended lengths.
 Minimums may apply

RETAINER SPRINGS

Beehive - Part # 476895 for a .401
 Part # 476898 for a .498
 Quick Change - Part # 4761007234



Chisels



CHISEL			
NO.	SHANK	BLADE	LENGTH
912	.401	5/8"	5 3/4"
962	.498	5/8"	5 3/4"
910	.401	3/4"	6 1/2"
960	.498	5/8"	7"



TAPERED PUNCH	
SHANK	LENGTH
.401	6 1/2"
.498	7"



KNOCK OUT PUNCH	
SHANK	LENGTH
.401	6 1/2"
.498	7"

To order specify:
 1. Rivet Diameter
 2. Shank Diameter

Cleco Fasteners

Benefits:

- Firmly holds together sheet metal materials while other operations are completed.
- Plier-operated.
- Spring loaded with a strong, durable steel plated body.



Specify grip when ordering!

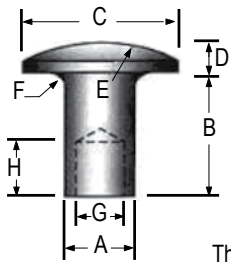
PART #	GRIP	DIA.	COLOR CODE
47750304	0-1/4	3/32	Zinc
47750404		1/8	Copper
47750504		5/32	Black
47750604		3/16	Brass
47750804		1/4	Copper
47750308	0-1/2	3/32	Zinc
47750408		1/8	Copper
47750508		5/32	Black
47750608		3/16	Brass
477508081		0-1/2	1/4 Wing Nut Cleco

DRILL SIZE	
RIVET SIZE	DRILL NO.
3/32	#40
1/8	#30
5/32	#20
3/16	#10

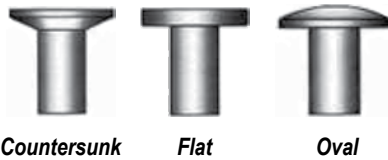
For installation use:
Cleco Pliers
 Part # 4775



Semi-Tubular Rivets



Head Styles



The length increments are 1/64". The maximum rivet diameter is .500". Special diameter, lengths and shapes are manufactured according to customers requests. Minimums may apply.

Steel Door Rivets



SIZE	PART #
1/4 x 1 x 1/2	173608162
1/4 x 1 x 3/4	173608164
1/4 x 1 1/16 x 3/4	173608174
1/4 x 1 1/8 x 3/4	173608184
1/4 x 1 1/4 x 3/4	173608204
1/4 x 1 3/8 x 3/4	173608224

Tubular rivet sets in stock to set these door rivets.

Used to determine length

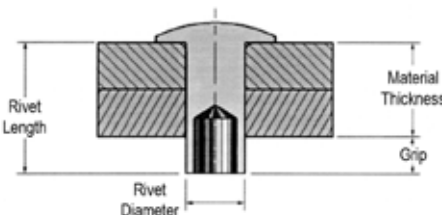
SHANK	HEAD STYLE	DIA.	SHANK		HEAD		STRAIGHT HOLE		TAPERED HOLE			CLINCH ALLOWANCE
		DRILL SIZE	A DIA.	B LENGTH	C DIA.	D HEIGHT	G DIA.	H DEPTH	G DIA.	TAPERED HOLE DIA.	H DEPTH	
1/16	Oval	1.60	.058-.061	± .007	.104-.114	.015-.019	.039-.044	.040-.044	.042-.046	.032	.042	.032
1/16	Truss	1.60	.058-.061	± .007	.120-.130	.015-.019	.039-.044	.040-.044	.042-.046	.032	.042	.032
3/32	Oval	.093	.085-.089	± .007	.142-.152	.020-.026	.062-.068	.063-.067	.064-.068	.050	.057	.045
3/32	Truss	.093	.085-.089	± .007	.182-.192	.020-.026	.062-.068	.063-.067	.064-.068	.050	.057	.045
3/32	Oval	.104	.095-.099	± .007	.182-.192	.026-.032	.070-.076	.070-.074	.072-.076	.057	.065	.055
1/8	Oval	.128	.118-.123	± .007	.213-.223	.030-.038	.084-.090	.086-.090	.091-.095	.079	.082	.062
1/8	Truss	.128	.118-.123	± .007	.276-.286	.030-.038	.084-.090	.086-.090	.091-.095	.079	.082	.062
9/64	Oval	.152	.141-.146	± .010	.229-.239	.035-.045	.100-.107	.099-.103	.106-.112	.085	.104	.093
9/64	Truss	.152	.141-.146	± .010	.306-.318	.035-.045	.100-.107	.099-.103	.106-.112	.085	.104	.093
5/32		.165	.151-.156	± .010	.306-.318	.035-.045	.106-.113	.106-.110	.111-.117	.103	.115	.093
3/16	Oval	.196	.182-.188	± .010	.306-.318	.055-.065	.134-.141	.136-.140	.139-.145	.110	.135	.110
3/16	Truss	.196	.182-.188	± .010	.369-.381	.055-.065	.134-.141	.136-.140	.139-.145	.110	.135	.110
3/16		.196	.182-.188	± .010	.493-.507	.071-.085	.134-.141	.136-.140	.139-.145	.110	.135	.110
1/4		.266	.244-.252	± .010	.430-.444	.061-.075	.176-.184	.173-.177	.181-.191	.150	.183	.156
1/4	Oval	.266	.244-.252	± .010	.493-.507	.071-.085	.176-.184	.173-.177	.181-.191	.150	.183	.156
5/16		.328	.370-.375	± .010	.554-.570	.088-.098	.209-.213	.245-.255	N/A	N/A	N/A	.188
3/8		.390	.370-.375	± .010	.554-.570	.088-.098	.281-.285	.308-.318	N/A	N/A	N/A	.219
3/8	Oval	.390	.370-.375	± .010	.618-.632	.012-.130	.281-.285	.308-.318	N/A	N/A	N/A	.219

Not responsible for errors in data tables. Please check with our sales department to confirm specs.

How to calculate semi-tubular rivet length

To use a semi-tubular rivet:


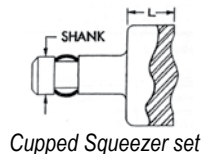
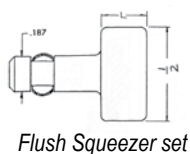
1. Choose the **shank size** to fit the hole in the assembly.
2. Choose the **head style** that fits your application (the bigger the head the stronger the rivet)
3. To figure the **length**, add the material thickness to the clinch allowance from the table above.
4. This number can be rounded to the nearest 1/64" or 1/32".
5. Select **Head Style - Oval, Truss, CSK, Flat.**
6. Select **Alloy - Zinc, Zinc plated, Nickel plated.**



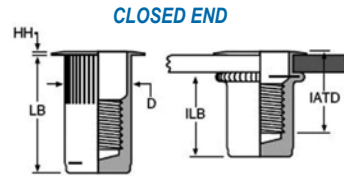
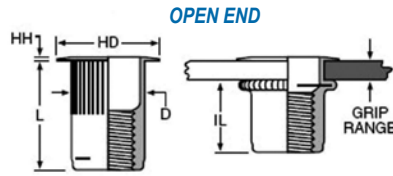
Example:

To calculate rivet length for a 3/16" rivet (0.187)
 Material thickness: 0.350"
 3/16" clinch allowance: 0.110"
Total: 0.460"

Rivet length is rounded to the nearest fraction:
 0.469 (15/32")



Call Byler Rivet for tooling info
toll free 800-325-3147



Other Options Available:



Sealed

Wedged

Standard

LARGE FLANGE KNURLED BODY THIN WALL SERIES

THREAD SIZE	THREAD CALL OUT	GRIP RANGE	GRIP CALL OUT	HOLE SIZE +.006 -.000	OPEN END TYPE					CLOSED END TYPE		
					HD ±.010 ±.025*	HH ±.003	L ±.015	D MAX.	IL MAX.	LB ±.015	ILB MAX.	IATD* MAX.
6-32 UNC	632	.020-.080	80	.2656	.390	.030	.420	.265	.305	.740	.640	.610
	632	.080-.130	130									
8-32 UNC	832	.020-.080	80	.2656	.390	.030	.420	.265	.305	.740	.640	.610
	832	.080-.130	130									
10-24 UNC	1024	.020-.130	130	.2969	.415	.030	.475	.296	.315	.990	.845	.730
	1024	.130-.225	225									
10-32 UNF	1032	.020-.130	130	.2969	.415	.030	.475	.296	.315	.990	.845	.730
	1032	.130-.225	225									
1/4-20 UNC	420	.027-.150	165	.3906	.500	.030	.580	.390	.380	1.190	1.005	.895
	420	.165-.260	260									
5/16-18 UNC	518	.027-.150	150	.5312	.685*	.035	.690	.530	.470	1.390	1.175	.995
	518	.150-.312	312									
3/8-16 UNC	616	.027-.150	150	.5312	.685*	.035	.690	.530	.470	1.390	1.175	.995
	616	.150-.312	312									
1/2-13 UNC	813	.063-.200	200	.6875	.865	.047	1.150	.685	.850	2.365	2.070	1.505
	813	.200-.350	350				1.300				1.920	
	813	.350-.500	500				1.450				1.770	

*Dimensions in minimum grip condition. Minimums may apply.

Metric

LARGE FLANGE KNURLED BODY THIN WALL SERIES

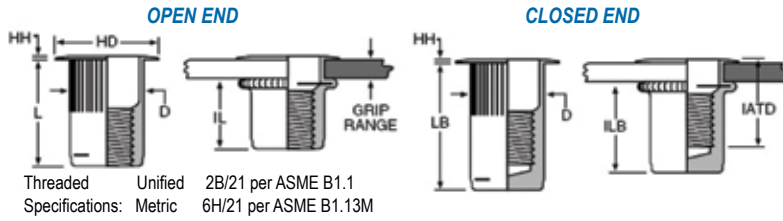
THREAD SIZE	THREAD CALL OUT	GRIP RANGE	GRIP CALL OUT	HOLE SIZE +0,15 -0,00	OPEN END TYPE					CLOSED END TYPE		
					HD ±0,25 ±0,64*	HH ±0,08	L ±0,38	D MAX.	IL MAX.	LB ±0,38	ILB MAX.	IATD* MAX.
M4 x 0,7 ISO	470	0,50-2,00	2,0	6,75	9,91	0,76	10,67	6,73	7,75	18,80	16,26	15,49
	470	2,00-3,30	3,3									
M5 x 0,8 ISO	580	0,50-3,30	3,3	7,60	10,54	0,76	12,07	7,52	8,00	25,15	21,46	18,54
	580	3,30-5,70	5,7									
M6 x 1,0 ISO	610	0,70-4,20	4,2	10,00	12,70	0,76	14,73	9,91	9,65	30,23	25,53	22,73
	610	4,20-6,60	6,6									
M8 x 1,25 ISO	8125	0,70-3,80	3,8	13,50	17,40*	0,89	17,53	13,46	11,94	35,31	29,85	25,27
	8125	3,80-7,90	7,9									
M10 x 1,5 ISO	1015	0,70-3,80	3,8	13,50	17,40*	0,89	17,53	13,46	11,94	35,31	29,85	25,27
	1015	3,80-7,90	7,9									
M12 x 1,75 ISO	12175	1,60-5,10	5,1	17,45	21,97*	1,19	29,21	17,4	21,59	60,07	52,58	38,23
	12175	5,10-8,90	8,9				33,02		21,59		48,77	
	12175	8,90-12,7	12,7				36,83		21,84		44,96	

*Dimensions in minimum grip condition. Minimums may apply.

Part Numbering System

Part Number	Product Style	Material	Finish	Thread Call Out	Grip Call Out	Type
Example: BLS4-420-165	Large Flange Knurled Body Thin Wall Series	S - Steel 1010/1008 A - Aluminum 5056	4 - Steel - Zinc/Yellow Dichromate	420	165	Empty - Open End B - Closed End S - Sealed

Special order materials available: brass, stainless, & monel. Minimums will apply.
Clear protective coating on steel, aluminum & brass material. Minimums will apply.



Benefits:

- Virtually flush installations
- Exceptional torque strength
- Superior thread strength
- Inventory reduction is possible due to wide grip range

Standard

SMALL FLANGE KNURLED BODY THIN WALL SERIES

THREAD SIZE	THREAD CALL OUT	GRIP RANGE	GRIP CALL OUT	HOLE SIZE +.006 -.000	OPEN END TYPE					CLOSED END TYPE		
					HD ±.010	HH ±.002	L ±.015	D MAX.	IL MAX.	LB ±.015	ILB MAX.	IATD* MAX.
6-32 UNC	632 632	.020-.080 .080-.130	80 130	.2656	.310	.019	.420 .470	.265	.305	.740	.640 .580	.610 .670
8-32 UNC	832 832	.020-.080 .080-.130	80 130	.2656	.310	.019	.420 .470	.265	.305	.740	.640 .580	.610 .670
10-24 UNC	1024 1024	.020-.130 .130-.225	130 225	.2969	.340	.019	.475 .585	.296	.315	.990	.845 .735	.730 .840
10-32 UNF	1032 1032	.020-.130 .130-.225	130 225	.2969	.340	.019	.475 .585	.296	.315	.990	.845 .735	.730 .840
1/4-20 UNC	420 420	.027-.150 .165-.260	165 260	.3906	.455	.022	.580 .680	.390	.380	1.190	1.005 .905	.895 1.035
5/16-18 UNC	518 518	.027-.150 .150-.312	150 312	.5312	.595	.022	.690 .805	.530	.470 .425	1.390	1.175 1.025	.995 1.120
3/8-16 UNC	616 616	.027-.150 .150-.312	150 312	.5312	.595	.022	.690 .805	.530	.470 .425	1.390	1.175 1.025	.995 1.120

Metric

SMALL FLANGE KNURLED BODY THIN WALL SERIES

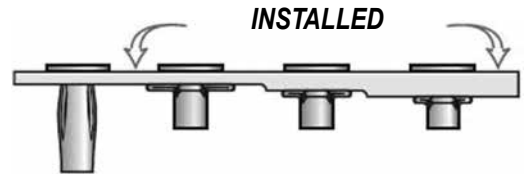
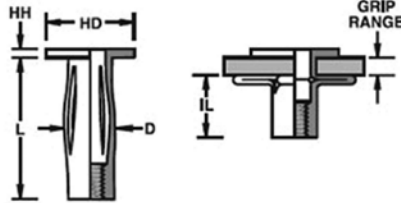
THREAD SIZE	THREAD CALL OUT	GRIP RANGE	GRIP CALL OUT	HOLE SIZE +.015 -.000	OPEN END TYPE					CLOSED END TYPE		
					HD ±0,25	HH ±0,05	L ±0,38	D MAX.	IL MAX.	LB ±0,38	ILB MAX.	IATD* MAX.
M4 x 0,7 ISO	470 470	0,50-2,00 2,00-3,30	2.0 3.3	6,75	7,87	0,48	10,67 11,94	6,73	7,75 7,75	18,80	16,26 14,73	15,49 17,02
M5 x 0,8 ISO	580 580	0,50-3,30 3,30-5,70	3.3 5.7	7,60	8,64	0,48	12,07 14,86	7,52	8,00 8,00	25,15	21,46 18,67	18,54 21,34
M6 x 1,0 ISO	610 610	0,70-4,20 4,20-6,60	4.2 6.6	10,00	11,56	0,55	14,73 17,27	9,91	9,65 9,65	30,23	25,53 22,99	22,73 26,29
M8 x 1,25 ISO	8125 8125	0,70-3,80 3,80-7,90	3.8 7.9	13,50	15,11	0,55	17,53 20,45	13,46	11,94 10,80	35,31	29,85 26,04	25,27 28,45
M10 x 1,5 ISO	1015 1015	0,70-3,80 3,80-7,90	3.8 7.9	13,50	15,11	0,55	17,53 20,45	13,46	11,94 10,80	35,31	29,85 26,04	25,27 28,45

*Dimensions in minimum grip condition.

Part Numbering System

Part Number	Product Style	Material	Finish	Thread	Grip	Type
Example: BKS4-420-165	Small Flange Knurled Body Thin Wall Series	S - Steel 1010/1008 A - Aluminum 5056	4 - Steel - Zinc/Yellow Dichromate	Call Out	Call Out	Empty - Open End B - Closed End

Special order materials available: brass, stainless, & monel. Minimums will apply.
Clear protective coating on steel, aluminum & brass material. Minimums will apply.

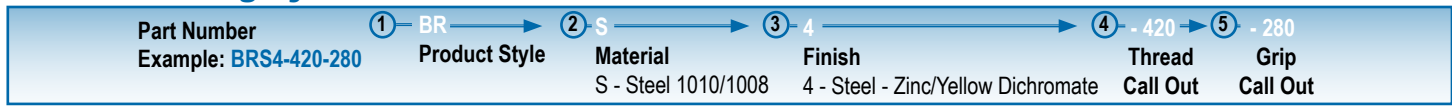


Pre-Bulbed "PlusNut"®

TYPE	THREAD SIZE	THREAD CALL OUT	GRIP RANGE	GRIP CALL OUT	HOLE SIZE	HD	HH	L	D	IL MAX.	GRIP ID MARK
STANDARD	10-32 UNC	N/A	.020-.175 .175-.320	175 320	.312-.317	.500	.033-.043	.650-.950 .990-1.200	.310	.425	Blank 1 Rad
	1/4-20 UNC	420 420	.020-.280 .280-.500	280 500	.390-.396	.610-.645	.053-.063	.985-1.015 1.219-1.249	.368-.382	.520	Blank 1 Rad
	5/16-18 UNC	518 518	.020-.280 .280-.500	280 500	.500-.506	.740-.770	.057-.067	1.126-1.156 1.360-1.390	.490-.495	.775	Blank 1 Rad
	3/8-16 UNC	616 616	.020-.280 .280-.500	280 500	.594-.600	.865-.895	.083-.093	1.205-1.233 1.237-1.267	.582-.587	.775	Blank 1 Rad
METRIC	M5 x 0.8 ISO	580 580	0,5-4,45 4,45-8,10	4.45 8.1	8,55-8,70	12,45-12,95	0,96	20,65-21,41 23,42-24,18	8,35	10,00	Blank 1 Rad
	M6 x 1,0 ISO	610 610	0,5-7,1 7,1-12,1	7.1 12.7	10,00-10,15	15,49-16,38	1,35-1,60	25,02-25,78 30,96-31,72	9,35-9,8	13,21	Blank 1 Rad
	M8 x 1,25 ISO	8125 8125	0,5-7,1 7,1-12,7	7.1 12.7	12,70-12,85	18,80-19,56	1,45-1,70	28,60-29,63 34,54-35,31	12,47-12,57	19,69	Blank 1 Rad
	M10 x 1,50 ISO	1015 1015	0,5-7,1 7,1-12,7	7.1 12.7	15,09-15,24	21,97-22,73	2,11-2,36	30,61-31,32 NA	14,78-14,91	19,69	Blank 1 Rad

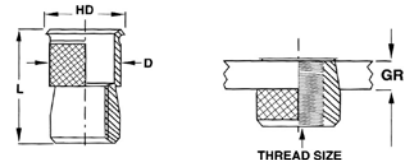
Designed for use in plastics & thin gauge sheet metal applications where pull-out resistance is required.

Part Numbering System



Benefits:

- Infinite grip range
- High shear strength
- Prevents spinning
- Popular in fiberglass applications
- Cadmium Free Plating



Material thickness .062"/1.57 min.

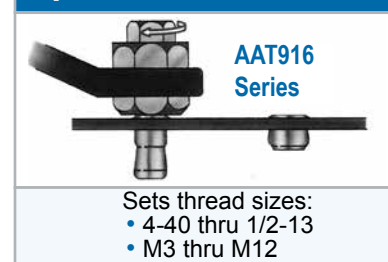
Knurled Body - Standard

THREAD SIZE	HD	L	D	HOLE SIZE
	±.005	±.015	MAX.	+.005/- .000
6-32 UNC	.255	.370	.233	.234
8-32 UNC	.285	.370	.264	.266
10-24 UNC	.320	.370	.295	.297
10-32 UNC	.320	.370	.295	.297
1/4-20 UNC	.415	.515	.389	.391
5/16-18 UNC	.550	.615	.528	.531
3/8-16 UNC	.615	.740	.590	.594

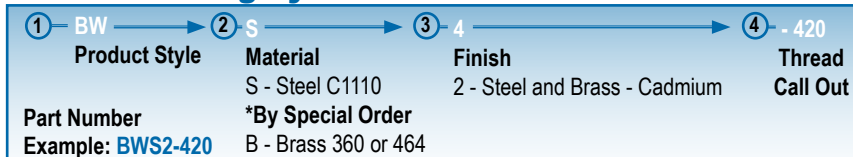
Knurled Body - Metric

THREAD SIZE	HD	L	D	HOLE SIZE
	±.013	±.38	MAX.	+.13/- .00
M4 x 0,7 ISO	7.24	9.40	6.71	6.75
M5 x 0,8 ISO	8.13	9.40	7.50	7.54
M6 x 1,0 ISO	10.54	13.08	9.88	9.92
M8 x 1,25 ISO	13.97	15.62	13.41	13.49
M10 x 1,5 ISO	15.62	18.80	14.99	15.00

Expendable Tool for small volumes:



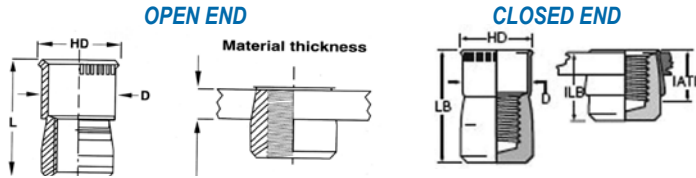
Part Numbering System



NOTE: Actual hole size can be affected by parent material and material thickness.

Contact Byler Rivet Supply for details.

Clear protective coating on steel & brass - tin plate material. Minimums will apply.



Benefits:

- High shear strength
- Great for limited clearance applications
- Reduces inventory
- Installs into a variety of materials

Standard

THREAD SIZE	THREAD CALL OUT	HOLE DEPTH MIN.	OPEN END TYPE			CLOSED END TYPE				MAT. THICK .030-.090	MAT. THICK .091-.124	MAT. THICK .125-.186	MAT. THICK .187-OVER
			HD ±.005	L ±.015	D MAX.	IL MAX.	LB ±.015	ILB MAX.	IATD** MAX.	DRILL SIZE	DRILL SIZE	DRILL SIZE	DRILL SIZE
4-40 UNC	440	.400	.211	.370	.1875	.205	.660	.495	.395	3/16	#10	#10	#9
6-32 UNC	632	.400	.240	.370	.2185	.205	.675	.505	.410	7/32	#2	#1	#1
8-32 UNC	832	.400	.269	.370	.2495	.205	.675	.505	.410	1/4	"F"	17/64	17/64
10-24 UNC	1024	.400	.306	.370	.2805	.205	.685	.520	.385	9/32	"L"	"L"	19/64
10-32 UNF	1032	.400	.306	.370	.2805	.205	.685	.520	.385	9/32	"L"	"L"	19/64
1/4-20 UNC	420	.540	.400	.515	.3745	.275	1.005	.760	.615	3/8	3/8	"W"	25/64
5/16-18 UNC	518	.640	.528	.615	.4995	.325	1.065	.770	.630	1/2	1/2	33/64	33/64
3/8-16 UNC	616	.770	.588	.745	.5615	.390	1.450	1.095	.890	9/16	9/16	37/64	37/64
1/2-13 UNC	813	.960	.800	.935	.7485	.485	N/A	N/A	N/A	3/4	49/64	25/32	51/64

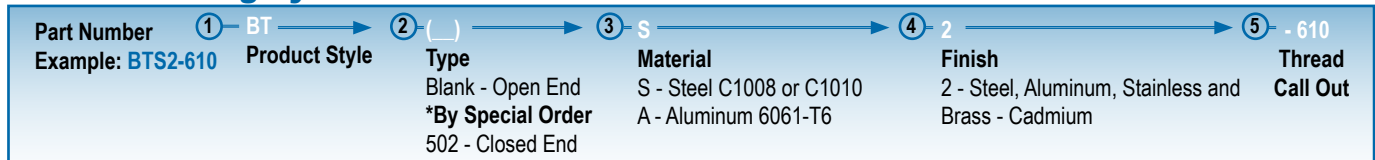
Metric

THREAD SIZE	THREAD CALL OUT	HOLE DEPTH MIN.	OPEN END TYPE			CLOSED END TYPE				MAT. THICK 0,76-2,29	MAT. THICK 2,31-3,15	MAT. THICK 3,17-4,72	MAT. THICK 4,72-OVER
			HD ±0,13	L ±0,38	D MAX.	IL MAX.	LB ±0,38	ILB MAX.	IATD** MAX.	DRILL SIZE	DRILL SIZE	DRILL SIZE	DRILL SIZE
M3 x 0,5 ISO	350	10,16	5,36	9,40	4,76	5,21	16,77	12,57	10,03	4,75 (.1875)	4,90 (.1935)	4,90 (.1935)	4,97 (.1960)
M4 x 0,7 ISO	470	10,16	6,83	9,40	6,34	5,21	17,15	12,83	10,41	6,35 (.2500)	6,52 (.2570)	6,74 (.2656)	6,74 (.2656)
M5 x 0,8 ISO	580	10,16	7,77	9,40	7,12	5,21	17,40	13,21	9,78	7,14 (.2812)	7,36 (.2900)	7,36 (.2900)	7,54 (.2969)
M6 x 1,0 ISO	610	13,72	10,16	13,08	9,51	6,99	25,53	19,30	15,62	9,52 (.3750)	9,52 (.3750)	9,80 (.3860)	9,92 (.3906)
M8 x 1,25 ISO	8125	16,26	13,41	15,62	12,69	8,26	27,05	19,56	16,00	12,70 (.5000)	12,70 (.5000)	13,09 (.5156)	13,09 (.5156)
M10 x 1,5 ISO	1015	19,56	14,94	18,92	14,26	9,91	36,83	27,81	22,61	14,28 (.5625)	14,28 (.5625)	14,68 (.5781)	14,68 (.5781)
M12 x 1,75 ISO	12175	24,38	20,32	23,75	19,01	12,32	N/A	N/A	N/A	19,05 (.7500)	19,44 (.7656)	19,83 (.7810)	20,24 (.7970)

**Dimensions in minimum grip condition.

Actual hole size can be affected by parent material and material thickness. Contact Byler Rivet Supply for details.

Part Numbering System



Special order materials available: brass & stainless. Minimums will apply.

Clear protective coating on steel, aluminum & brass - tin plate material. Minimums will apply.

Tooling

PNT210 Ratchet Tool



IDEAL FOR B-T & B-W SERIES

SSG800 Series Spin-Spin Tool



Features quick change nose piece for head set replacement without tools

C722 Rivnut Hand Tools

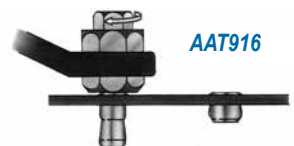
Available for Rivnuts & Plusnuts



Sets Rivnut sizes:
• 5/16" thru 1/2"
• Metric M7 thru M12

Sets Plusnut sizes:
• 5/16" thru 3/8"
• Metric M8 thru M10

Expendable Tool

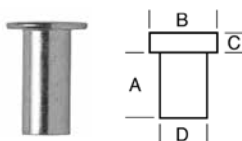


AAT916

Sets thread sizes:
• 4-40 thru 1/2-13
• M3 thru M12

ALSO AVAILABLE:

Flat Head



Thin Sheet Nutserts provide an almost flush installation.
Sizes: 6-32, 8-32, 10-24, & 10-32



Poly-Nuts are used for permanent threads in material too thin for tapped threads.

Installation Tooling:



325-RN/34604
Heavy Duty Thread Setter Tool
Part # 5534604

**Includes 1/4-20 mandrel & nosepiece*
Sets:
 Sizes 10-24 thru 3/8-16 & 5mm to 10mm in aluminum or steel



DLHT-Double Action Lever Tool
Part # 0202242

Sets: 1/4-20 thru 1/2-13
**Includes: 1/4-20, 5/16-18, 3/8-16, and 1/2-13 set ups*
Part # 0202241, Sets: M6-M12



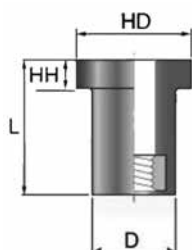
AA510
Plunger-Double Action Lever Tool
Part # 0202510

Sets:
Steel 4-40 thru 5/16-18, M3 thru M8
Aluminum 4-40 thru 3/8-16, M3 thru M10
**Ask about Thread Setter Kit Part # 5534501 and Pneumatic Rivet Nut tools.*

THREAD SIZE	ALUMINUM PART #	STEEL PART #	GRIP RANGE	HOLE SIZE DRILL #	A ±.015	B ±.015	C NOM.	D +.000/- .004	IL REF
4-40 UNC	08011100060	08012100060	.010-.060	.155-.158	.345	.270	.025	.155	.230
	08011100085	08012100085	.060-.085	5/32	.370				.230
	08011100100	08012100100	.085-.100		.400				.230
6-32 UNC	08011101075	08012101075	.010-.075	.189-.192	.438	.325	.032	.189	.300
	08011101120	08012101120	.075-.120	#11	.500				.315
	08011101160	08012101160	.120-.160		.500				.270
8-32 UNC	08011102075	08012102075	.010-.075	.221-.224	.438	.357	.032	.221	.300
	08011102120	08012102120	.075-.120	#2	.500				.315
	08011102160	08012102160	.120-.160		.500				.270
10-24 UNC	08011103080	08012103080	.010-.080	.250-.253	.531	.406	.038	.250	.380
	08011103130	08012103130	.080-.130	1/4	.594				.390
	08011103180	08012103180	.130-.180		.641				.390
10-32 UNF	08011104080	08012104080	.010-.080	.250-.253	.531	.406	.038	.250	.380
	08011104130	08012104130	.080-.130	1/4	.594				.390
	08011104180	08012104180	.130-.180		.641				.390
1/4-20 UNC	08011105080	08012105080	.020-.080	.332-.335	.625	.475	.058	.332	.450
	08011105140	08012105140	.080-.140	Q	.687				.450
	08011105200	08012105200	.140-.200		.750				.450
5/16-18 UNC	08011106125	08012106125	.030-.125	.413-.416	.750	.665	.062	.413	.505
	08011106200	08012106200	.125-.200	Z	.875				.555
	08011106275	08012106275	.200-.275		.937				.540
3/8-16 UNC	08011107115	08012107115	.030-.115	.490-.493	.844	.781	.088	.490	.585
	08011107200	08012107200	.115-.200	12.5mm	.938				.595
	08011107285	08012107285	.200-.285		1.031				.605
1/2-13 UNC	08011108150	08012108150	.050-.150	.625-.638	.906	.906	.085	.625	.605
	08011108250	08012108250	.150-.250	5/8	1.031				.630
	08011108350	08012108350	.250-.350		1.141				.640

Well Nuts

The **WELL NUT** is a rubber, flat head blind rivet nut that is installed when the mating screw is tightened. It is available in Chloroprene for standard applications and EDPM when exposed to sunlight and ultra violet rays. The internal threads are made of brass.



MFG #	BYLER PART #	THREAD SIZE	D	HOLE SIZE	GRIP RANGE	L	HH	HD
10S	08082204192	10-32	.375	.375	.015-.192	.554	.036	.500
J1032	080822042271				.030-.227	.700	.080	.750
G1032	08082204227				.030-.227	.807	.187	.750
Q1032	08082204232				.035-.232	.665	.040	.562
H1032	08082204450				.312-.450	.847	.035	.554
10SL	08082204643				.312-.643	1.051	.051	.562
1/4S	08082205111				1/4-20	.500	.500	.015-.111
D1420	08082205187	.031-.187	.829	.187				.750
W1420	08082205342	.197-.342	.801	.051				.635
J1420	08082205457	.250-.457	1.051	.051				.625
JL1420	08082205830	.625-.830	1.432	.051				.635
E51618	08082206151	5/16-18	.620	.625	.015-.156	.725	.125	.875
Z3816	08082207125	3/8-16	.750	.750	.015-.125	1.050	.350	1.730
A3816	080822074357				.015-.437	1.062	.187	1.250

Jack Nuts

The **JACK NUT Threaded Insert** is an economical blind fastener designed for use in thin, soft, or brittle materials. When tightened, the body collapses to form legs which grip the inside of the mounting surface, leaving a permanent, threaded insert.



#	PART #	SIZE	BODY DIA.	THREAD SIZE	GRIP RANGE
8S	070810810	1/4	.438	1/4-20	.015-.187
8L	070810820				.187-.375

**4S, 4L, 6S, and 6L also available.*

Heavy-Duty Hand Tool
Part # 07092400

**Comes with 6/32, 10-24, & 1/4-20 mandrels*



Jack Nut Friction Wrench
Part # 0709075



ELECTRICAL CONNECTORS

SEALED, CRIMP & SOLDER



Sealed for maximum durability and soldered for superior strength and conductivity.

SEALED SOLDER



Sealed & soldered for mechanical reliability.

SEALED CRIMP



Sealed for maximum durability.

SEALED MULTIPLE WIRE



Joins two wires to one wire. Replaces 3-way connectors.

CONNECTOR TYPE	STYLES	TYPE	PART	GAUGE	COLOR	DESC.	SEAM	BYLER PART #
SEALED CRIMP & SOLDER (Heat Shrink Connectors)	Butt Connectors	Standard		10-12 AWG 14-16 AWG 18-20 AWG 22-24 AWG	Yellow Blue Red Clear	- - - -	Seamless Seamless Seamless Butted	30510104 30510143 30510182 30510221
	Step-Down Butt Connectors	Step-Down		10-12 to 8 AWG 14-16 to 10-12 AWG 18-20 to 14-16 AWG 22-24 to 18-20 AWG	Pink Yellow Blue Red	- - - -	Seamless Seamless Seamless Butted	30515105 30515144 30515183 30515222
SEALED SOLDER (Heat Shrink Connectors)	Butt Connectors	Standard		10-12 AWG 14-16 AWG 18-20 AWG 22-24 AWG	Yellow Blue Red Clear	- - - -	- - - -	30410104 30410143 30410182 30410221
SEALED CRIMP (Heat Shrink Connectors)	Butt Connectors	Brazed Seamless Seamless Seamless Butted		8 AWG 10-12 AWG 14-16 AWG 18-20 AWG 22-24 AWG	Pink Yellow Blue Red Clear	Standard	Brazed Seamless Seamless Seamless Butted	30310085 30310104 30310143 30310182 30310221
	Step-Down Butt Connectors	Seamless		10-12 to 8 AWG 14-16 to 10-12 AWG 18-20 to 14-16 AWG 22-24 to 18-20 AWG	Pink Yellow Blue Red	Tapered	Seamless	30315105 30315144 30315183 30315222
	Fully-Insulated Slip-On Connectors	Butted		10-12 AWG 10-12 AWG 14-16 AWG 14-16 AWG 18-20 AWG 18-20 AWG	Yellow Yellow Blue Blue Red Red	Male .250" Tab Female .250" Tab Male .250" Tab Female .250" Tab Male .250" Tab Female .250" Tab	Butted	303521041 303521042 303521431 303521432 303521821 303521822
	Ring Terminals	Brazed		14-16 AWG	Blue	3/8" Stud 5/16" Stud 1/4" Stud #10 Stud #8 Stud #6 Stud	Brazed	3032114383 3032114313 3032114253 3032114103 3032114083 3032114063
	Flanged Spade Terminals	Brazed	 (Spring Spade and Standard Spade available)	14-16 AWG	Blue	#6 Stud #8 Stud #10 Stud	Brazed	3033114063 3033114083 3033114103
		Brazed		10-12 AWG	Yellow	#6 Stud #8 Stud #10 Stud	Brazed	3033110064 3033110084 3033110104
Butted		18-20 AWG		Red	#6 Stud #8 Stud #10 Stud	Butted	3033110062 3033110082 3033110102	

➔ Most common sizes listed. Many others available! ➔

Other Styles:



Slip-On Connectors



Multi-Stud Terminals



Bullet Receptacles



Bullet Plugs



Spring Flanged



Window Butt Connectors



Lug Terminals

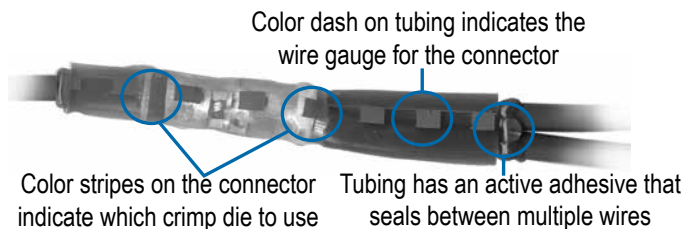


4-Way Connectors



3-Way Connectors

Sealed Multiple Wire Connectors



- Joins two wires to one wire
- Replaces 3-Way Connectors and Quick Taps

CONNECTOR TYPE	STYLE	PART	GAUGE	TUBING COLOR	COLOR STRIPE ON CONNECTORS	WIRE	CRIMP DIE (INSULATED)	BYLER PART #
SEALED MULTIPLE WIRE CONNECTORS	IN-LINE BUTT CONNECTORS		12-10 AWG	Clear / Yellow Dashes	Side 1: Yellow Side 2: Red	One 12-10 AWG Two 12-10 AWG	Yellow (12-10 AWG) Red (8 AWG)	30710109
			16-14 AWG	Clear / Blue Dashes	Side 1: Blue Side 2: Yellow	One 16-14 AWG Two 16-14 AWG	Blue (16-14 AWG) Yellow (12-10 AWG)	30710148
			20-18 AWG	Clear / Red Dashes	Side 1: Red Side 2: Blue	One 20-18 AWG Two 20-18 AWG	Red (20-18 AWG) Blue (16-14 AWG)	30710187
			24-22 AWG	Clear / White Dashes	Side 1: White Side 2: Red	One 24-22 AWG Two 24-22 AWG	White (24-22 AWG) Red (20-16 AWG)	30710226

Sealed Heat Shrink Tubing

Description

Flexible Adhesive-Lined (Shrink Ratio: 3 to 1)
A flame-retardant tubing (except clear) with an internal layer of thermo-plastic adhesive which provides a barrier against contaminants and corrosion. Protects automobile, marine and truck wire splices as well as harness breakouts.

Heavy Wall

(Shrink Ratio: 3 to 1)
A sturdy, heavy wall tubing with excellent insulating, abrasion-resisting, & strain-relieving properties. The thermo-plastic adhesive provides superior environmental protection.

- Battery splices and terminals
- **DIRECT BURIAL, UNDERWATER ENVIRONMENTS**
- Meets UL486D

Specifications

Colors: Black, Clear, Red
Standard Cut Lengths: 48", 12", 6"
Pre-Shrink ID: 1/8", 3/16", 1/4", 3/8", 1/2", 3/4", 1"



Colors: Black, (Red - For Maintenance)
Standard Cut Lengths: 6", 12" & others available
Pre-Shrink ID: .30", .40", .50" and up



Mini Assortment

Part # 30109002



Sealed Crimp
3 Items - 60 pcs

Starter Kit

Part # 301090021



Part # 30101002



Sealed Crimp
31 Items - 320 pcs

Maintenance Assortments

Part # 30101112



Sealed Solder
30 Items - 259 pcs

Part # 30101203



Sealed Crimp & Solder
24 Items - 285 pcs

Kits

Ask your Byler Sales Representative for a complete list of sizes per kit



Part # 3001115

Multi-Purpose Hand Tool

T-R-15

- Cuts, crimps and strips 26 to 10 gauge wire and crimps ignition terminals
- Cuts and rethreads 4-40, 6-32, 8-32, 10-24 and 10-32 machine screws



Part # 3001150

Ratchet Tool

T-R-50

- 4 crimp nests - 8, 10-12, 14-16, 18-22
- Designed for insulated connectors



Part # 3001251

Self-Igniting Super Blaster Torch

T-MTC-51B (Includes Butane)

- Plastic canister torch
- 2500°F/1300°C
- 120 minutes of continuous use
- Refillable / Windproof flame

Tooling

Manus-Bond®



Manus-Bond 76AM is self-leveling and exhibits excellent adhesion to many substrates including aluminum, brass, steel, glass, mortar, granite, marble, wood and many plastics.

Benefits: Cures fast, even at low temperatures, highly weather resistant and paintable with most paints, contains no solvents or isocyanates, non-yellowing.

Color	Part #	Tensile	Lap Shear
Aluminum Gray	03760002	175 psi	210 psi



Manus-Bond 65-A is a one component adhesive/sealant with exceptional strength, durability, flexibility, and adhesion characteristics without priming. Ideal for permanent weathertight bonding and sealing of wood, metal, fiberglass, and plastics.

Benefit: No priming.

Color	Part #	Tensile	Lap Shear
White	03650001	N/A	≈ 175 psi
Grey	03650002		
Beige	03650005		



Manus-Bond 25AM is a **fast cure**, high strength adhesive/sealant. Adheres to aluminum, brass, steel, glass, mortar, concrete, wood and many plastics.

Benefits: Highly weather resistant, paintable with most paints, contains no solvents or isocyanates, non-yellowing.

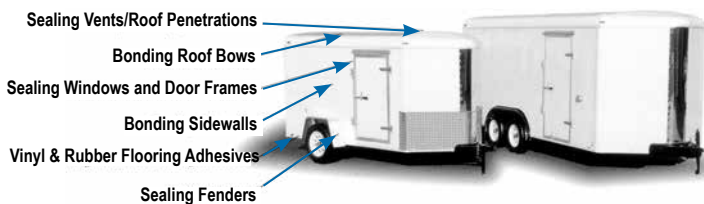
Color	Part #	Tensile	Lap Shear
White	03250001	475 psi	550 psi



Manus Prene 65-H is a one-component neoprene sealer which demonstrates excellent adhesion, weather resistance and sealing properties to concrete, mortar, aluminum, wood and many plastics. Will dry quickly to form a tough durable seal and retain its flexibility for years. **Used for trailer, trucks and truck bodies.**

Color	Part #
White	03651001

Storage life on most adhesives/sealants is 6 months.



Industrial grade


Manus-Bond 75AM exhibits excellent adhesion to many substrates: aluminum, brass, steel, glass, mortar, granite, marble, wood, and many plastics. **Benefits:** Paintable, non-yellowing, and cures fast.

Color	Part #	Tensile	Lap Shear
White	03750001	225 psi	275 psi
Aluminum Gray	03750002		
Black	03750003		
Black 5 Gallon Bucket	037500031		
Penske Yellow	03750004		



Manus-Bond 73-A is a one component room temperature curing silicone elastomeric adhesive/sealant. Does not require the addition of activators or catalysts. Specially designed for bonding and sealing a wide variety of structural materials such as glass, steel, aluminum and plastics and has exceptional resistance to weathering and temperature extremes.

Color	Part #	Tensile	Lap Shear
White	03730001	280 psi	N/A



Manus-Bond 64-A Polysul-Grip Tape is a 100% solid preformed synthetic polymer based adhesive/sealant tape which has excellent adhesion to aluminum, glass, galvanized steel and many other porous & non-porous surfaces.

Benefits: Adhesion improves with age and remains permanently flexible, even at low temperatures, conforms with the performance requirements of AAMA 807.3-92, 806.1-92 and 804.1-92.

Available in various widths and thicknesses in roll form.

Color	Part #
1/16 Thick 1/2 Wide	03640000
1/8 Thick 5/8 Wide 65' Roll	03640001
1/8 Thick 3/4 Wide 60' Long	036400412
1/8 Thick 1" Wide 65' Long	036400416
1/8 Thick 3" Wide 30' Long	036400448

Packaging:

Manus-Bond® products available in a variety of packaging:

- Standard case = 24 tubes per case
 - 10.3 fl. oz. cartridges
 - 10.3 oz. & 20 oz. sausage packs*
 - 1, 3, 5, & 55 gallon containers
- *20 oz. sausage packs = **Part # 0375000120**



- Seal Exterior Frame & Corner Caps
- Bonding Roof Bows
- Bonding Sidewalls
- Seal Exterior/Interior Seams
- Bonding FRP Wall Panels



Silaprene®



North America's Premier Adhesive/Sealant is the premier product when bond strength is required in an Adhesive/Sealant. Remains resilient and grows stronger with age. Outstanding resistance to UV, heat, cold, moisture, oils, gasoline and highway chemicals. Available in a range of viscosities and colors. Paintable.

Color	Part #
Premier Super White	038700011
Premier Grey	03870002
Aluminum	03870003
Black	03870004



Silaprene HAPs Free Sealant are available for those manufacturers with operations that want the quick curing of solvent based sealants but want to avoid the reporting of Hazardous Air Pollutants. It is available in clear and colored versions that have good finger-tooling properties.

Equivalent to: Chemrex Pro-2000 which contains HAP's

Color	Part #
White	03812381



Silaprene Solid Bond is a one-part urethane adhesive/sealant that provides flexibility and high strength. Solid Bond can be used to replace rivets, welds and other fasteners in applications such as sidewall and roof bow bonding.

Color	Part #
White	03860001
Gray	03860002
Black	03860003
Black Polyurethane Adhesive Bonding Adhesive	038600038
	-

Transportation Applications:

- Bonding FRP wall panels
- Bonding headliners
- Bonding door panels
- Bonding floor mats
- Bonding roof bows
- Bonding sidewalls
- Bonding trim pieces
- Sealing exterior frame and corner caps
- Sealing exterior/interior seams
- Sealing vents/roof penetrations
- Sealing windows and door frames

Packaging:

Silaprene® products are available in a variety of packaging:

- Standard case = 24 tubes per case
- 10.1 oz. cartridges
- 10 oz. & 20 oz. sausages
- 5 gallon pails
- 55 gallon drums
- 110 & 275 gallon totes



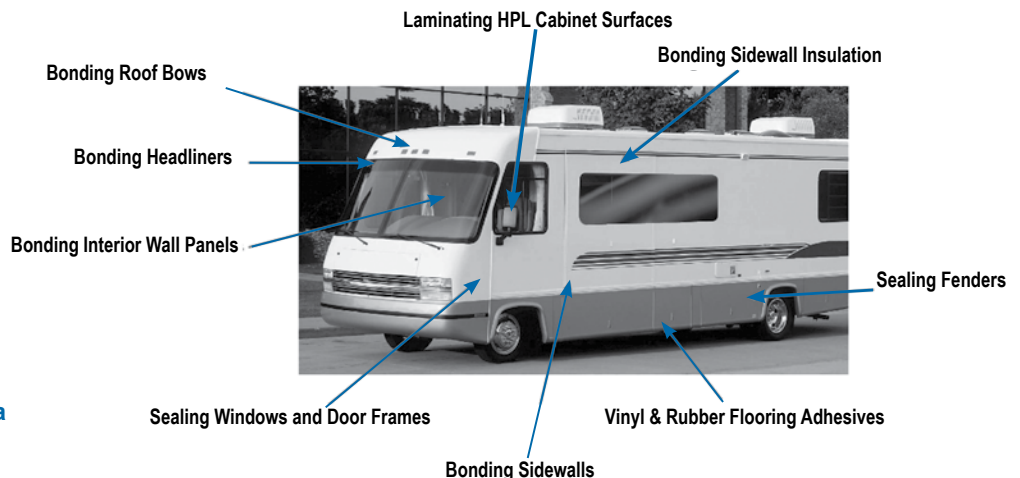
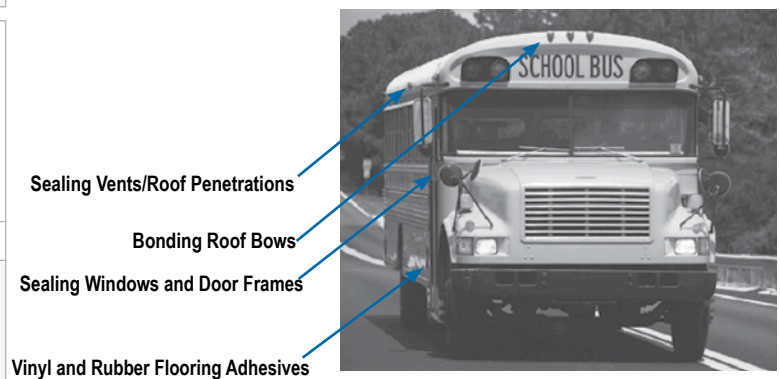
Silaprene Transportation Adhesive/Sealant is a flexible product that provides good adhesion and an excellent seal in applications that do not require the high strength priorities of North America's Premier Adhesive/Sealant. Maintains joint integrity while absorbing shock and vibration. *On skin to frame applications solid bond should be used with SB100 Primer.

Color	Part #
White	03890001

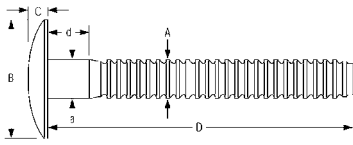


Silaprene Solid Seal is a one component polyurethane product that cures to form a permanently flexible seal on a wide variety of materials. Solid seal provides excellent adhesion on many bonding jobs such as adhering trim pieces and bonding interior plywood to wood, steel, and aluminum frames and walls.

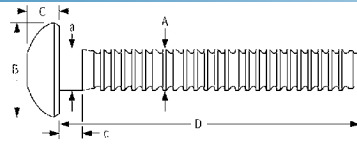
Color	Part #
White	03850001
Gray	03850002



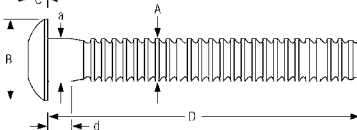
HUCK



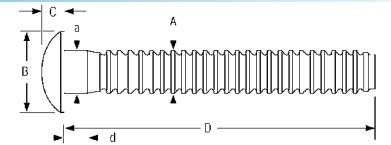
Broad Truss Head - MGP30



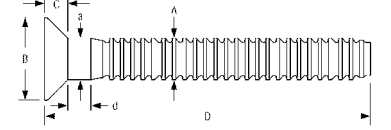
Button Head - MGPB



Truss Head - MGPT



MGP98T "Paccar" Head



90° Flush Head - MGP90

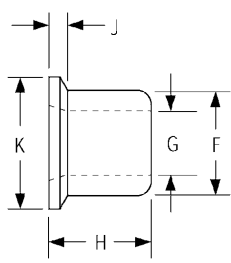
TYPE OF RIVET	DIA.	MFG. PART NO.	BYLER PART NO.	GRIP RANGE	RIVET DIMENSIONS				MIN. VALUES IN LBS.									
					A	B	C	D	a-ref	d-ref	SHEAR	TENSILE						
BUTTON HEAD Aluminum	3/16	MGPB-E6-10	430114090610	.062-.625	.183-.187	.356-.394	.113-.125	1.788	.191-.195	.114	750	900						
	1/4	MGPB-E8-10	430114090810	.062-.625	.245-.249	.475-.525	.136-.152	1.965	.250-.259	.125	1200	1620						
	5/16	MGPB-E10-12	430114091012	.125-.750	.307-.311	.594-.656	.181-.201	2.34	.274-.283	.250	2200	2500						
	3/8	MGPB-E12-14	430114091214	.125-.875	.369-.375	.713-.787	.223-.248	2.875	.380-.385	.188	3000	4000						
MGP98T HEAD Aluminum	3/16	MGP98T-E6-10	430114040610	.062-.625	.183-.187	.450-.488	.091-.105	1.788	.191-.195	.114	750	900						
		MGP98T-E6-20	430114040620	.312-1.25						.312								
TRUSS HD Aluminum	1/4	MGPT-E8-10	430114020810	.062-.625	.245-.249	.531-.594	.103-.115	1.965	.250-.259	.125	1200	1620						
		MGPT-E8-20	430114020820	.312-1.25						.312								
90° CSK Aluminum	3/16	MGP90-E6-10	430114070610	.062-.625	.183-.187	.323-.359	.092-.102	1.788	.191-.195	*	750	900						
	1/4	MGP90-E8-10	430114070810	.062-.625	.245-.249	.433-.478	.119-.128	1.965	.217-.226	*	1200	1620						
BROAD TRUSS Aluminum	3/8	MGP30-E12-24	430114031224	.625-1.50	.245-.249	.698-.802	.119-.149	3.375	.380-.385	.680	3000	4000						
BUTTON HEAD Steel	3/16	MGPB-R6-10G	4301200906101	.062-.625	.183-.187	.356-.394	.113-.125	1.788	.191-.195	.114	1725	1400						
		MGPB-R6-20G	4301200906201	.312-1.25						.312								
	1/4	MGPB-R8-10G	4301200908101	.062-.625	.245-.249	.475-.525	.136-.152	1.965	.250-.259	.125	2200	2550						
		MGPB-R8-20G	4301200908201	.312-1.25						.312								
5/16	MGPB-R10-12G	4301200910121	.125-.750	.307-.311	.594-.656	.181-.201	2.34	.274-.283	.250	3000	3910							
	MGPB-R10-22G	4301200910221	.625-1.375						.550									
3/8	MGPB-R12-14G	4301200912141	.125-.875	.369-.375	.713-.787	.223-.248	2.875	.380-.385	.188	4200	5625							
	MGPB-R12-26G	4301200912261	.812-1.625						.810									
MGP98T HEAD Steel	3/16	MGP98T-R6-10G	4301200406101	.062-.625	.183-.187	.450-.488	.091-.105	1.801	.191-.195	.087	1725	1400						
		MGP98T-R6-20G	4301200406201	.312-1.25						.312								
MGPT(C) TRUSS HEAD Steel	1/4	MGPT-R8-10G	4301200208101	.062-.625	.245-.249	.542-.582	.103-.115	1.965	.250-.259	.114	2200	2550						
		MGPTC-R8-10G	4301200308101	.062-.625						.250 max			.620 max	.165 max	1.965	.114	2200	2950
		MGPT-R8-20G	4301200208201	.312-1.25						.245-.249			.542-.582	.103-.115	2.56	.312	2200	2550
		MGPTC-R8-20G	4301200308201	.312-1.25						.250 max			.620 max	.165 max	2.56	.312	2200	2950
		MGPTC-R8-32G	4301200308321	1.062-2.00						.250 max			.620 max	.165 max	3.31	.312	2200	2950
	5/16	MGPT-R10-12G	4301200210121	.125-.750	.307-.311	.703-.797	.127-.141	2.34	.274-.283	.265	3000	3910						
		3/8	MGPT-R12-14G	4301200212141	.125-.875	.369-.375	.828-.922	.152-.168	2.875	.380-.385	.188	4200	5625					
MGPTC-R12-14	4301200312141		.188-.875	.375 max	1.327						.210 max			2.875	.385 max	.188	6000	
90° CSK Steel	3/16	MGP90-R6-10G	4301200706101	.062-.625	.183-.187	.323-.359	.092-.102	1.788	.191-.195	*	1725	1400						
	1/4	MGP90-R8-10G	4301200708101	.062-.625	.245-.249	.433-.478	.119-.128	1.965	.217-.226	.204	2200	2550						
MGP90-R8-20G	4301200708201	.312-1.255	.102-.115	2.56						.275-.280								
BROAD TRUSS Steel	1/4	MGP30-R8-10G	4301200308101	.156-.625	.245-.249	.937	.138-.162	1.965	.250-.259	.125	2200	2550						
		MGP30-R8-24G	4301200308241	.625-1.500						.562								
3/8	MGP30-R12-24G	4301200312241	.625-1.500	.369-.375	1.188-1.25	.188-.212	3.375	.380-.385	.680	4200	5625							
	MGP30-R12-32G	4301200312321	1.125-2.00						3.875			1.18						

* "d" dimension is not applicable to short grip CSK parts.
 * MGPTC -(C) denotes stainless steel cap

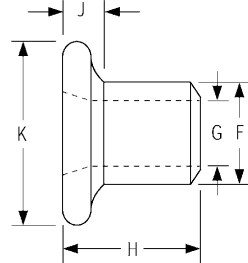
HOLE SIZE	DIA.	MAX HOLE SIZE	DRILL SIZE	DIA.	MAX HOLE SIZE	DRILL SIZE
	3/16		.203	13/64	5/16	.328
1/4		.265	17/64	3/8	.390	25/64



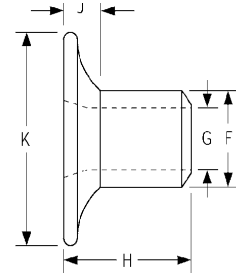
**We Repair
HUCK® Tooling
in House!**



Standard Flange MGC



Medium Flange MGCS



Wide Flange MGCW

TYPE OF COLLAR	DIA.	MFG PART #	BYLER PART #	COLLAR DIMENSIONS				
				F	G	H	J	K
MGC STANDARD Aluminum	3/16	MGC-F6	4301912106	.305-.315	.194-.204	.267-.283	.050	.360-.390
	1/4	MGC-F8	4301912108	.395-.405	.250-.260	.367-.383	.062	.485-.515
	5/16	MGC-F10	4301912110	.500-.510	.312-.320	.428-.448	.075	.605-.645
	3/8	MGC-F12	4301912112	.602-.612	.375-.385	.495-.515	.093	.730-.770
MGCW WIDE FLANGE Aluminum	3/16	MGCW-F6	4301912406	.305-.315	.194-.204	.290-.320	.100	.635-.760
MGC STANDARD Steel	3/16	MGC-R6U	43019202061	.305-.315	.187-.197	.267-.283	.050	.360-.390
	1/4	MGC-R8U	43019202081	.395-.405	.250-.260	.367-.383	.062	.485-.515
	5/16	MGC-R10U	43019202101	.500-.510	.312-.320	.428-.448	.075	.605-.645
	3/8	MGC-R12U	43019202121	.602-.612	.375-.385	.495-.515	.093	.730-.770
MGCS MEDIUM FLANGE Steel	3/16	MGCS-R6U	43019203061	.305-.315	.187-.197	.297-.303	.100	.490-.540
MGCW WIDE FLANGE Steel	3/16	MGCW-R6U	43019204061	.305-.315	.187-.197	.290-.320	.100	.635-.760
	1/4	MGCW-R8U	43019204081	.395-.405	.250-.260	.427-.467	.130	.850-1.010

U = Zinc Chromate Gold; F = 6061 Aluminum; C = Cadmium Plated

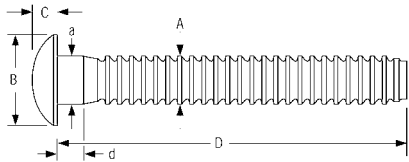
Installation Tools for MAGNA-GRIP®

3/16" and 1/4" DIA.		
MODEL #2025	MODEL #2480	
PNEUDRAULIC	HYDRAULIC	
DIA.	Nose Assembly	
	2025	2480
3/16"	592991456	592993201
1/4"	592991458	592993204

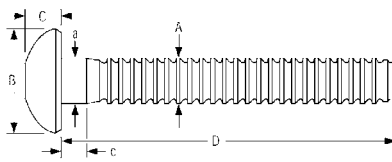
*Nose Assembly Sold Separately.

1/4", 5/16" and 3/8" DIA.		
MODEL #256	MODEL #2581	
PNEUDRAULIC	HYDRAULIC	
DIA.	Nose Assembly	
	256	2581
1/4"	592993207	
5/16"	592991439	
3/8"	592991440	

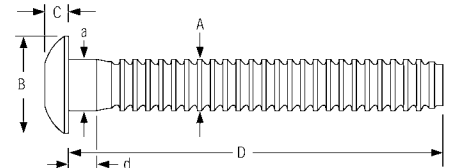
See also the Huck Tool pages 64-67



1903 - Paccar Head




1901 - Button Head



1905 - Truss Head

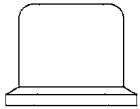
MAXLOK STEEL PINS



TYPE OF RIVET	DIA	MFG PART#	BYLER PART #	GRIP RANGE	VALUES IN LBS.		DIMENSIONS		
					SHEAR	TENSILE	B	C	D
BUTTON HEAD	3/16	01901-70610 01901-70620	1119010610 1119010620	.062-.625 .312-1.250	1855	2250	.395	.126	1.875 2.500
	1/4	01901-70810 01901-70820	1119010810 1119010820	.062-.363 .312-1.250	2650	3600	.525	.153	2.050 2.690
PACCAR HEAD	3/16	01903-70610 01903-70620	1119030610 1119030620	.062-.625 .312-1.250	1855	2250	.491	.111	1.875 2.500
	1/4	01903-70810 01903-70820	1119030810 1119030820	.062-.363 .312-1.250	2650	3600	.657	.126	2.050 2.690
TRUSS HEAD	3/16	01905-70610 01905-70620	1119050610 1119050620	.062-.625 .312-1.250	1855	2250	.470	.111	1.875 2.500
	1/4	01905-70810 01905-70820	1119050810 1119050820	.062-.363 .312-1.250	2650	3600	.595	.121	2.050 2.690

Steel Countersunk Headstyle (1902) and Aluminum Brazier Headstyle (1921) & collars are available.

Collars

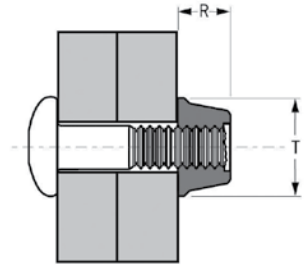


1981



FLANGE STEEL COLLARS

DIA	MFG PART#	BYLER PART #	DIMENSIONS	
			R	T
3/16	01981-70600	11198106	.344	.396
1/4	01981-70800	11198108	.531	.516



Tooling

Avdel nG4



Compatible Fasteners:

1/8" through 1/4" non-structural and structural blind rivets in all alloys. 3/16" & 1/4" Maxlocks

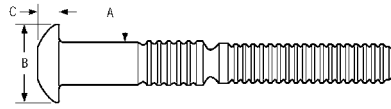
PULL FORCE	WEIGHT	STROKE
4200 lbs.	3.6 lbs.	.750 in.

The nG4 Pulls:

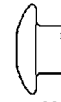
- Maxloks®
- Hemloks®
- Monobolts®
- Interlocks®
- Avex®
- Stavex®



• nG4 is designed to provide a single tool which replaces those products currently requiring 3 tools.



Brazier Head
02801 / 02621 / 02691



Truss Head
02803 / 02624



90° Countersunk Head
02802 / 02622

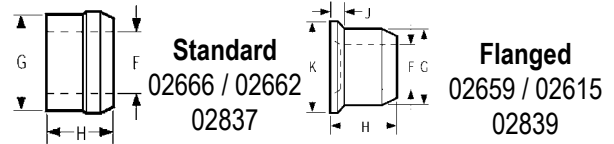
TYPE OF RIVET	DIA	MFG. PART #	BYLER PART #	GRIP RANGE MIN-MAX
BRAZIER HEAD Aluminum 02801	3/16	02801-00602	1128010602	.062-.187
		02801-00603	1128010603	.125-.250
		02801-00604	1128010604	.187-.312
		02801-00605	1128010605	.250-.375
		02801-00606	1128010606	.312-.437
		02801-00607	1128010607	.375-.500
		02801-00608	1128010608	.437-.562
		02801-00609	1128010609	.500-.625
	1/4	02801-00802	1128010802	.062-.187
		02801-00803	1128010803	.125-.250
		02801-00804	1128010804	.187-.312
		02801-00805	1128010805	.250-.375
		02801-00806	1128010806	.312-.437
		02801-00807	1128010807	.375-.500
		02801-00808	1128010808	.437-.562
		02801-00809	1128010809	.500-.625
	5/16	02801-01004	1128011004	.125-.375
		02801-01006	1128011006	.250-.500
		02801-01008	1128011008	.375-.625
	3/8	02801-01204	1128011204	.125-.375
		02801-01206	1128011206	.250-.500
		02801-01208	1128011208	.375-.625
		02801-01210	1128011210	.500-.750
		02801-01212	1128011212	.625-.875
BRAZIER HEAD Steel 02621	3/16	02621-70602	1126210602	.062-.187
		02621-70603	1126210603	.125-.250
		02621-70604	1126210604	.187-.312
		02621-70605	1126210605	.250-.375
		02621-70802	1126210802	.062-.187
	1/4	02621-70803	1126210803	.125-.250
		02621-70804	1126210804	.187-.312
		02621-70805	1126210805	.250-.375
		02621-70806	1126210806	.312-.437
		02621-70807	1126210807	.375-.500
		02621-70808	1126210808	.437-.562
		02621-70809	1126210809	.500-.625
		5/16	02621-71004	1126211004
	02621-71006		1126211006	.250-.500
	02621-71008		1126211008	.375-.625
	3/8	02621-71204	1126211204	.125-.375
		02621-71206	1126211206	.250-.500
		02621-71208	1126211208	.375-.625

Stainless steel and other grip ranges available. Minimums may apply.

Brazier Head - 02801 / 02621 Dimensions

DIA.	HOLE SIZE	MAX DIMENSIONS		VALUES IN LBS.	
		B	C	SHEAR	TENSILE
3/16	.203	.395	.132	AL: 1050 ST: 1940	AL: 1060 ST: 1650
1/4	.266	.526	.161	AL: 1875 ST: 3310	AL: 1780 ST: 3000
5/16	.328	.657	.214	AL: 2925 ST: 5030	AL: 2850 ST: 4900
3/8	.391	.788	.262	AL: 4200 ST: 7210	AL: 4200 ST: 6500

AVDELOK COLLARS



TYPE OF COLLAR	DIA.	MFG. PART #	BYLER PART #
STANDARD Aluminum 02666	3/16	02837-00600	11266606
	1/4	02837-00800	11266608
	5/16	02837-01000	11266610
	3/8	02837-01200	11266612
FLANGED Aluminum 02659	3/16	02839-00600	11280906
	1/4	02839-00800	11280908
	5/16	02839-01000	11280910
	3/8	02839-01200	11280912
STANDARD Steel 02662	3/16	02662-70600	11266206
	1/4	02662-70800	11266208
	5/16	02662-71000	11266210
FLANGED Steel 02615	3/16	02615-70600	11261506
	1/4	02615-70800	11261508
	5/16	02615-71000	11261510
3/8	02615-71200	11261512	

TYPE OF COLLAR	COLLAR DIMENSIONS				
	F	G	H	J	K
STANDARD	.187-.196	.304-.311	.220-.260	N/A	N/A
	.256-.265	.402-.409	.290-.320	N/A	N/A
	.304-.312	.485-.494	.350-.380	N/A	N/A
	.375-.385	.590-.600	.430-.460	N/A	N/A
FLANGED	.187-.196	.304-.311	.250-.280	.031-.062	.391-.359
	.256-.265	.402-.409	.349-.379	.047-.078	.484-.516
	.304-.312	.498-.507	.394-.426	.062-.094	.609-.641
	.378-.390	.599-.610	.502-.532	.062-.125	.719-.781

When using 2659/2615 collars, add flanged "J" dimension to thickness of material being fastened to determine grip number.

AVDELOK LD (Large Diameter)



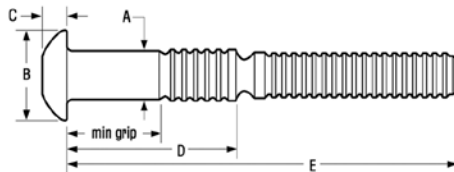
Avdel has steel Avdeloks in 1/2", 5/8", 3/4", 7/8" and 1" diameters. The pins are carbon steel (black) and the collars are zinc plated steel.

CALL FOR ADDITIONAL INFORMATION AND SAMPLES !

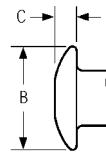
C6L®/C120® "HUCK" BOLTS



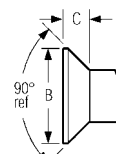
HUCK



Brazer Head - C6LB



Truss Head - C6LT



Flush Head - C6L90

TYPE OF RIVET	DIA.	MFG PART #	BYLER PART #	GRIP RANGE	RIVET DIMENSIONS					MIN. VALUES IN LBS.							
					A	B	C	D	E	SHEAR	TENSILE						
BRAZIER HEAD Aluminum	3/8	C6LB-C12-6	420111011206	.250-.500	.380-.385	.713-.787	.223-.248	0.934	2.250	4200	4200						
		C6LB-C12-8	420111011208	.375-.625				1.059	2.375								
		C6LB-C12-10	420111011210	.500-.750				1.184	2.500								
		C6LB-C12-12	420111011212	.625-.875				1.309	2.625								
BRAZIER HEAD Steel	1/4	C6LB-R8-4G	4201200108041	.188-.313	.254-.259	.475-.525	.136-.152	0.610	1.645	3050	3000						
		C6LB-R8-5G	4201200108051	.250-.375				0.673	1.708								
		C6LB-R8-6G	4201200108061	.313-.438				0.735	1.770								
		C6LB-R8-8G	4201200108081	.438-.563				0.860	1.895								
		C6LB-R8-10G	4201200108101	.563-.688				0.985	2.020								
		C6LB-R8-12G	4201200108121	.688-.813				1.110	2.145								
	5/16	C6LB-R10-6G	4201200110061	.250-.500	.317-.322	.595-.656	.181-.201	0.874	2.035	4725	4600						
		C6LB-R10-8G	4201200110081	.375-.625				1.000	2.156								
	3/8	C6LB-R12-4G	4201200112041	.125-.375	.380-.385	.713-.787	.223-.248	0.809	2.121	6825	6500						
		C6LB-R12-6G	4201200112061	.250-.500				0.934	2.246								
		C6LB-R12-8G	4201200112081	.375-.625				1.059	2.371								
		C6LB-R12-10G	4201200112101	.500-.750				1.184	2.496								
C6LB-R12-12G		4201200112121	.625-.875	1.309				2.621									
BRAZIER HEAD Stainless Steel	3/16	C6LB-U6-4	4201300106040	.188-.313	.191-.195	.356-.394	.078-.088	0.519	1.529	2000	1455						
		C6LB-U6-5	4201300106050	.250-.375				0.582	1.591								
		C6LB-U6-6	4201300106060	.313-.438				0.644	1.654								
	1/4	C6LB-U8-4	4201300108040	.188-.313	.254-.259	.475-.525	.136-.152	0.610	1.645	3550	2750						
		C6LB-U8-6	4201300108060	.313-.438				0.735	1.770								
		C6LB-U8-8	4201300108080	.438-.563				0.860	1.895								
	3/8	C6LB-U12-6	4201300112060	.250-.500	.380-.385	.713-.787	.223-.248	0.934	2.246	7950	6100						
		C6LB-U12-8	4201300112080	.375-.625				1.059	2.371								
		C6LB-U12-10	4201300112100	.500-.750				1.184	2.496								
TRUSS HEAD Stainless Steel	3/8	C6LT-U12-4	4201300212041	.125-.375	.380-.385	.828-.922	.186-.202	0.809	2.121	7950	6100						
		C6LT-U12-6	4201300212061	.250-.500				0.934	2.246								
		C6LT-U12-8	4201300212081	.375-.625				1.059	2.371								
		C6LT-U12-10	4201300212101	.500-.750				1.184	2.496								
		C6LT-U12-12	4201300212121	.625-.875				1.184	2.496								
C98LT HEAD Stainless Steel Bright Polished	3/16	C98LT-U6-3BR	420130180603	.125-.250	.191-.195	.406-.469	.078-.088	0.457	1.466	2000	1455						
		C98LT-U6-5BR	420130180605	.250-.375				0.582	1.529								
		C98LT-U6-7BR	420130180607	.375-.500				0.707	1.716								
		C98LT-U6-9BR	420130180609	.500-.625				0.832	1.841								
		C98LT-U6-11BR	420130180611	.625-.750				0.957	1.966								
		C98LT-U6-12BR	420130180612	.688-.813				1.019	2.029								
TRUSS HEAD Stainless Steel Cap Steel Body	1/4	C6LTC-R8-6	4201200308063	.313-.438	.254-.259	.610 max	.165 max	0.735	1.770	3050	3000						
		C6LTC-R8-8	4201200308083	.438-.563				0.860	1.895								
		C6LTC-R8-10	4201200308103	.563-.688				0.985	2.020								
		C6LTC-R8-12	4201200308123	.688-.813				1.110	2.145								
	3/8	C6LTC-R12-6	4201200312063	.250-.500	.380-.385	.828-.922	.152-.168	0.934	2.246	6825	6500						
		C6LTC-R12-8	4201200312083	.375-.625				1.059	2.371								
		C6LTC-R12-10	4201200312103	.500-.750				1.184	2.496								
		C6LTC-R12-12	4201200312123	.625-.875				1.309	2.621								
		C6LTC-R12-14	4201200312143	.750-1.00				1.434	2.746								

Contact Byler Rivet for C6L & C6L90 fasteners not published.

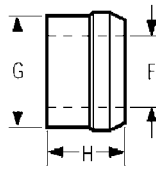
C120 - Grade 5
Pins & Collars available

Minimums may apply.

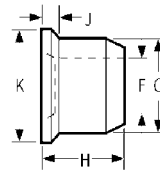
DIA.	MAX HOLE	DRILL SIZE
3/16	.219	13/64 = 16687010
1/4	.281	17/64 = 16687050
5/16	.359	11/32 = 16687100
3/8	.422	25/64 = 16687130



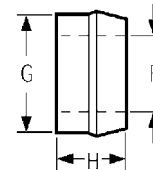
WE REPAIR
"HUCK"
TOOLS!



2LC



3LC



8LC

TYPE OF COLLAR	DIA.	MFG PART #	BYLER PART #	COLLAR DIMENSIONS		
				F	G	H
2LC STANDARD Aluminum	3/16	2LC-F6	42019133206	.187-.196	.311-.304	.218-.248
	1/4	2LC-F8	42019133208	.256-.265	.409-.402	.290-.320
	5/16	2LC-F10	42019133210	.304-.310	.485-.494	.350-.380
	3/8	2LC-F12	42019133212	.375-.385	.590-.600	.430-.460
2LC STANDARD Steel	3/16	2LC-R6G	42019202061	.187-.196	.311-.304	.218-.248
	1/4	2LC-R8G	42019202081	.256-.265	.409-.402	.290-.320
	5/16	2LC-R10G	42019202101	.304-.310	.485-.494	.350-.380
	3/8	2LC-R12G	42019202121	.375-.385	.590-.600	.430-.460
2LC STANDARD Stainless Steel	3/16	2LC-2CU6	42019302062	.187-.196	.311-.304	.218-.248
	1/4	2LC-2CU8	42019302082	.256-.265	.409-.402	.290-.320
	5/16	2LC-2CU10	42019302102	.304-.310	.485-.494	.350-.380
	3/8	2LC-2CU12	42019302122	.375-.385	.590-.600	.430-.460

TYPE OF COLLAR	DIA.	MFG PART #	BYLER PART #	COLLAR DIMENSIONS				
				F	G	H	J	K
3LC FLANGE Aluminum	1/4	3LC-F8	42019133308	.256-.267	.409-.402	.349-.379	.047-.078	.484-.516
	5/16	3LC-F10	42019133310	.304-.312	.498-.507	.394-.426	.062-.094	.609-.641
	3/8	3LC-F12	42019133312	.378-.390	.599-.610	.502-.532	.062-.125	.719-.781
3LC FLANGE Steel	3/16	3LC-2R6G	42019203061	.187-.196	.304-.311	.250-.280	.031-.062	.359-.391
	1/4	3LC-2R8G	42019203081	.256-.267	.409-.402	.349-.379	.047-.078	.484-.516
	5/16	3LC-2R10G	42019203101	.304-.312	.498-.507	.394-.426	.062-.094	.609-.641
	3/8	3LC-2R12G	42019203121	.378-.390	.599-.610	.502-.532	.062-.125	.719-.781
3LC FLANGE Stainless Steel	3/16	3LC-2CU6	42019303062	.187-.196	.304-.311	.250-.280	.031-.062	.359-.391
	1/4	3LC-2CU8	42019303082	.256-.267	.409-.402	.349-.379	.047-.078	.484-.516
	5/16	3LC-2CU10	42019303102	.304-.312	.498-.507	.394-.426	.062-.094	.609-.641
	3/8	3LC-2CU12	42019303122	.378-.390	.599-.610	.502-.532	.062-.125	.719-.781



• When using 3LC collars, add "J" dimensions to thickness of material being fastened to determine grip number.

***Wide Flange 3/16" and 1/4" collars available in steel and stainless steel. Minimums may apply**

Installation Tools for C6L®/C120®

3/16" and 1/4" DIA.	
MODEL #2025	MODEL #2480
DIA.	Nose Assembly
3/16"	592993003
1/4"	592993006

5/16" and 3/8" DIA.	
MODEL #256	MODEL #2581
DIA.	Nose Assembly
5/16"	5929999245
3/8"	59299100245



Model 940 Hydraulic POWERIG®

- Portable production and repair
 - .3 gpm
 - Electrically powered; 115 or 220 volts, single phase
 - Weighs 75 lbs
 - 12.5"L x 10.5"W x 18"H
- Part # **591940**

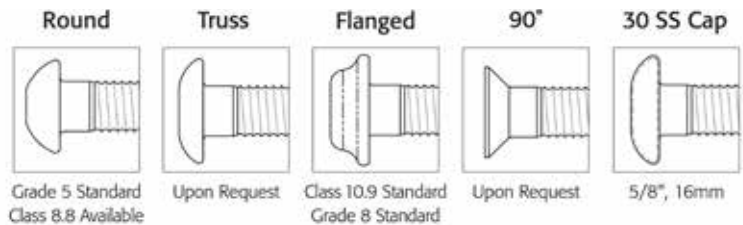
*** 256 Tool will pull 3/16" and 1/4" C6L/C120's, but requires reducing adapter #593102463.**

*** Nose Assembly sold separately.**

HUCK



Headstyle Options



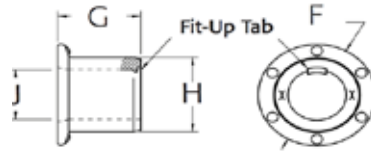
GRADE 8 - Metric - Steel - Large Diameter

TYPE	MFG PART #	BYLER PART #	GRIP RANGE* (MIN - MAX)	A MAX	B	C	D MAX	E MAX	MAX HOLE	MIN VALUES IN LBS.		
										SHEAR	CLAMP	TENSILE
FLANGED HEAD 12mm Steel	MBT-DT12-10	461023011210	5-15mm				3.8	34.2				
	MBT-DT12-15	461023011215	10-20mm				3.8	39.2				
	MBT-DT12-20	461023011220	15-25mm				3.8	44.2				
	MBT-DT12-25	461023011225	20-3mm	12.0	24.1-25.4	8.9-9.6	3.8	49.2	13.5mm	14,700	14,600	19,700
	MBT-DT12-30	461023011230	25-35mm				3.8	54.2				
	MBT-DT12-35	461023011235	30-40mm				3.8	59.2				
	MBT-DT12-40	461023011240	35-45mm				3.8	64.2				
FLANGED HEAD 14mm Steel	MBT-DT14-10	461023011410	5-15mm				3.8	37.1				
	MBT-DT14-15	461023011415	10-20mm				3.8	42.1				
	MBT-DT14-20	461023011420	15-25mm				3.8	47.1				
	MBT-DT14-25	461023011425	20-30mm	14.0	30.0 MAX	11.5 MAX	3.8	52.1	15.5mm	21,100	19,500	27,000
	MBT-DT14-30	461023011430	25-35mm				3.8	57.1				
	MBT-DT14-35	461023011435	30-40mm				3.8	62.1				
	MBT-DT14-40	461023011440	35-45mm				3.8	67.1				
FLANGED HEAD 16mm Steel	MBT-DT16-10	461023011610	5-15mm				3.8	40.1				
	MBT-DT16-15	461023011615	10-20mm				3.8	45.1				
	MBT-DT16-20	461023011620	15-25mm				3.8	50.1				
	MBT-DT16-25	461023011625	20-30mm	16.0	32.3-33.8	11.4-12.2	3.8	55.1	17.5mm	26,000	26,000	36,600
	MBT-DT16-30	461023011630	25-35mm				3.8	60.1				
	MBT-DT16-35	461023011635	30-40mm				3.8	65.1				
	MBT-DT16-40	461023011640	35-45mm				3.8	70.1				
FLANGED HEAD 20mm Steel	MBT-DT20-10	461023012010	5-15mm				3.8	45.9				
	MBT-DT20-15	461023012015	10-20mm				3.8	50.9				
	MBT-DT20-20	461023012020	15-25mm				3.8	55.1				
	MBT-DT20-25	461023012025	20-30mm	20.0	40.3-42.4	15.0-16.0	3.8	60.9	22mm	41,000	40,700	57,300
	MBT-DT20-30	461023012030	25-35mm				3.8	65.9				
	MBT-DT20-35	461023012035	30-40mm				3.8	70.9				
	MBT-DT20-40	461023012040	35-45mm				3.8	75.9				

*Grip ranges in mm. Other sizes available

GRADE 5 - Imperial - Steel - Large Diameter

TYPE	MFG PART #	BYLER PART #	GRIP RANGE* (MIN - MAX)	B	C	MAX HOLE	MIN VALUES IN LBS.		
							SHEAR	CLAMP	TENSILE
ROUND HEAD 1/2"	BTR-BR16-8GA	4610120116081	.500-.870	.861-.953	.297-.335	9/16"	14000	12050	17050
ROUND HEAD 5/8" Grade 5 Steel	BTR-BR20-4GA	4610120120041	.250-.620						
	BTR-BR20-8GA	4610120120081	.500-.870						
	BTR-BR20-12GA	4610120120121	.750-1.120	1.086-1.196	.367-.432	11/16"	22500	19200	27100
	BTR-BR20-16GA	4610120120161	1.00-1.370						
	BTR-BR20-20GA	4610120120201	1.25-1.620						
	BTR-BR20-24GA	4610120120241	1.50-1.870						
ROUND HEAD 3/4"	BTR-BR24-8GA	4610120124081	.500-.870	1.326-1.440	.455-.530	13/16"	32400	28400	40100
	BTR-BR24-12GA	4610120124121	.750-1.120						
TRUSS HEAD 5/8" Grade 5 Steel	BT30-BR20-4GA	4610120220041	.250-.620						
	BT30-BR20-8GA	4610120220081	.500-.870						
	BT30-BR20-12GA	4610120220121	.750-1.120	1.33	.340	.688	22500	19200	27100
	BT30-BR20-16GA	4610120220161	1.00-1.370						
	BT30-BR20-20GA	4610120220201	1.25-1.620						
ROUND HEAD 3/4" Grade 5 Steel	BT30-BR24-8GA	4610120240081	.500-.870	1.44	.530	.813	32400	28400	40100



Collars - Large Diameter

COLLAR STYLE	DIA.	MFG PART #	BYLER PART #	COLLAR DIMENSIONS			
				F	G	J	H
STEEL Zinc Plated	12mm	MBTC-R16BL	46119032161	24.1-25.4	17.3-17.7	18.3-18.5	12.1-12.3
	14mm	MBTC-R20BL	46119032201	28.2-29.6	20.5-21.0	21.1-21.5	14.0-14.4
	16mm	MBTC-R24BL	46119032241	32.3-33.8	23.1-23.7	24.1-24.5	16.0-16.4
	20mm	MBTC-R28BL	46119032281	40.3-42.1	29.0-29.6	30.2-30.6	20.1-20.5
	1/2"	BTC5-R16-UA	46119021161	1.010-1.080	.728-.748	.506-.516	.749-.759
	5/8"	BTC5-R20-UA	46119021201	1.270-1.330	.912-.932	.633-.645	.935-.945"
	3/4"	BTC5-R24UA	46119021241	1.520-1.600	1.095-1.115	.760-.774	1.132-1.142"

The installation indicator in the collar flange – a proprietary Huck design – indicates the BobTail collar has been fully swaged on

Lightweight, Technologically Advanced Tooling

Newly designed BobTail tooling makes the installation process quicker and easier by reducing the force required to install each fastener. More compact, light weight & offers greater operator flexibility. Extends reach into difficult areas. SWAGE-FORWARD® BobTail tools allow the operator to position his or her hand at a safe distance from the working structure during installation and is best for tight spaces.



Metric - Large Diameter Tools

DIAMETER	TOOL	NOSE	CUTTER
12MM	SF20 3585	99-7880 99-7830	99-7880CX 99-7830CX
14MM	SF20 3585	99-7884 99-7834	99-7884CX 99-7834CX
16MM	SF20 3585	99-7881 99-7831	99-2881CX 99-7831CX
20MM	SF32	99-7893	99-7893CX

Pull - Return Pressures - Metric

DIAMETER	TOOL	PULL GRADE 8	RETURN GRADE 8	PULL GRADE 5	RETURN GRADE 5
12MM 14MM 16MM	SF20	4200 5600 7000	2200 2900 3800	- 4400 5500	- 2300 2900
20MM	SF32	7700	3800	5100	2700
12MM 14MM 16MM	3585	2000 2700 3300	1500 1500 1500	- 2100 2700	- 1500 1500

Inch - Large Diameter Tools

DIAMETER	TOOL	NOSE	CUTTER
3/8"	256BT SFBTT80-12	99-7924	99-7924CC
1/2"	SF20 3585	99-7882 99-7835	99-7882CC 99-7835CC
5/8"	SF20 3585	99-7881 99-7831	99-7881CC 99-7831CC
3/4"	SF32 SF46 3585	99-7894 99-7864 99-7836	99-7894CC 99-7864CC 99-7836CC
7/8"	SF32	99-7863	99-7863CC
1"	SF46	99-7867	99-7867CC

Pull - Return Pressures - Inch

DIAMETER	TOOL	PULL GRADE 8	RETURN GRADE 8	PULL GRADE 5	RETURN GRADE 5
1/2" 5/8"	SF20	4400 7000	2300 3600	3100 5600	1600 2900
3/4"	SF32	7700	3800	5100	2700
3/4" 7/8" 1"	SF46	5200 - 7400	2800 - 4300	3400 4300 5500	2000 2900 3200
1/2" 5/8"	2624	2700 4400	1500 1500	1900 3500	1500 1500
1/2" 5/8" 3/4"	3585	2100 3300 5000	1500 1500 1500	1500 2700 2400	1500 1500 1500

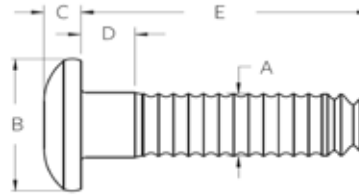
LOWER ALL PRESSURES WHEN INSTALLING BOBTAIL



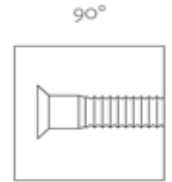
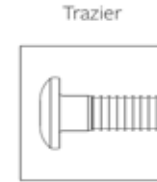
The BOBTAIL® pintail-less HuckBolt

Proven Performance

- SWAGED ON INSTALLATION
- SAFE, QUIET
- INSTALLS IN UNDER 2 SECONDS



Headstyle Options



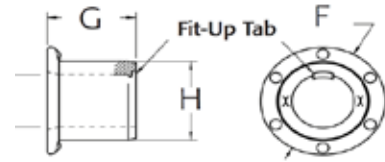
GRADE 5 - Inch - Small Diameter

TYPE	DIA.	MFG PART #	BYLER PART #	GRIP RANGE* (MIN - MAX)	B	C	MAX HOLE	MIN VALUES IN LBS.		
								SHEAR	CLAMP	TENSILE
BT Head Style STEEL	1/4"	BT-BR8-4GA	4610130108041	.125-.375	.507-.537	.120-.140	.281	4300	2300	3700
		BT-BR8-6GA	4610130108061	.250-.500						
		BT-BR8-8GA	4610130108081	.375-.625						
		BT-BR8-10GA	4610130108101	.500-.750						
		BT-BR8-12GA	4610130108121	.625-.875						
		BT-BR8-14GA	4610130108141	.750-1.000						
		BT-BR8-16GA	4610130108161	.875-1.125						
		BT-BR8-18GA	4610130108181	1.000-1.250						
		BT-BR8-20GA	4610130108201	1.25-1.375						
	5/16	BT-BR8-4GA	4610130110041	.125-.375	.640-.680	.150-.175	.359	6700	4200	6000
		BT-BR8-6GA	4610130110061	.250-.500						
		BT-BR8-8GA	4610130110081	.375-.625						
		BT-BR8-10GA	4610130110101	.500-.750						
		BT-BR8-12GA	4610130110121	.625-.875						
		BT-BR8-14GA	4610130110141	.750-1.000						
		BT-BR8-16GA	4610130110161	.875-1.125						
		BT-BR8-18GA	4610130110161	1.000-1.250						
		BT-BR8-20GA	4610130110201	1.25-1.375						
	3/8"	BT-BR8-4GA	4610130112041	.125-.375	.780-.820	.190-.210	.422	9600	5980	9300
		BT-BR8-6GA	4610130112061	.250-.500						
		BT-BR8-8GA	4610130112081	.375-.625						
		BT-BR8-10GA	4610130112101	.500-.750						
		BT-BR8-12GA	4610130112121	.625-.875						
		BT-BR8-14GA	4610130112141	.750-1.000						
BT-BR8-16GA		4610130112161	.875-1.125							
BT-BR8-18GA		4610130112181	1.000-1.250							
BT-BR8-20GA		4610130112201	1.25-1.375							
98T Head Style STEEL	1/4"	BT98T-R8-4GA	4610140108041	.125-.375	.595	.155	.281	3050	1805	3000
		BT98T-R8-6GA	4610140108061	.250-.500						
		BT98T-R8-8GA	4610140108081	.375-.625						
		BT98T-R8-10GA	4610140108101	.500-.750						
		BT98T-R8-12GA	4610140108121	.625-.875						
		BT98T-R8-16GA	4610140108161	.750-1.000						
		BT98T-R8-18GA	4610140108181	.875-1.125						
		BT98T-R8-20GA	4610140108201	1.000-1.250						
		90 Head Style STEEL	1/4"	BT90-BR8-4GA						
BT90-BR8-6GA	4610150108061			.250-.500						
BT90-BR8-8GA	4610150108081			.375-.625						
BT90-BR8-10GA	4610150108101			.500-.750						
BT90-BR8-12GA	4610150108121			.625-.875						
BT90-BR8-14GA	4610150108141			.750-1.000						
BT90-BR8-16GA	4610150108161			.875-1.125						
BT90-BR8-18GA	4610150108181			1.000-1.250						
BT90-BR8-20GA	4610130108201			1.25-1.375						

OTHER - Sizes, Material & Headstyles Available

Diameter	Code	Headstyles	Prefix	Material	Code	Grip	Finish	Suffix
1/4"	8	Trazier	BT	Grade 2 Carbon Steel	R	.125 to 1.25 Grips Vary by Dia.	Zinc Clear Chromate Geomet Plating	GA D1
5/16"	10	90 Degree	90	2024 Aluminum	C			
3/8"	12	Modified Trazier	BT98T	305 Stainless Steel	U			
				430 Stainless Steel	4U			

Collars - Small Diameter



COLLAR STYLE	DIA.	MFG PART #	BYLER PART #	COLLAR WIDTH
				H
STEEL	1/4"	BTC-R8GAHL	461190220821	.396
Zinc Plated GRADE 2	5/16" 3/8"	BTC-R10GAHL BTC-R12GAHL	461190221021 461190221221	.599
STEEL	1/4"	BTC5-R8GAHL	461190210821	.396
Zinc Plated GRADE 5	5/16" 3/8"	BTC5-R10GAHL BTC5-R10GAHL	461190211021 461190211221	.599



The installation indicator in the collar flange – a proprietary Huck design – indicates the BobTail collar has been fully swaged on

Lightweight, Technologically Advanced Tooling

Newly designed BobTail tooling makes the installation process quicker and easier by reducing the force required to install each fastener. More compact, light weight & offer greater operator flexibility as well as extended reach into difficult areas. BFor tight, space-constrained applications, SWAGEFORWARD® BobTail tools allow the operator to position his or her hand at a safe distance from the working structure during installation.



Model SFBTT8

This BobTail installation tool was specifically designed to perform in tight spaces with less than 5-1/2" of clearance.

Inch - Small Diameter Tools

DIAMETER	TOOL	NOSE	CUTTER
1/4"	244BT	99-7932	99-7932CC
	2480	99-7932	99-7932CC
	SFBTT8	99-7932	99-7932CC
5/16"	256BT	99-7923	99-7923CC
	SFBTT8	99-7929	99-7929
3/8"	256BT	99-7924	99-7924CC
	SFBTT8	99-7928	99-7928CC

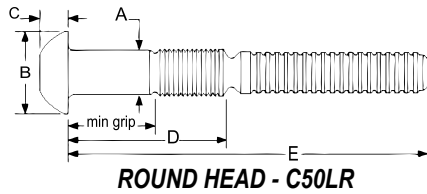
Many Collar Cutters are Made To Order - Lead Times May Apply



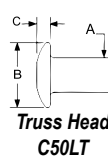
Model 2480

Tooling Weight & Dimensions

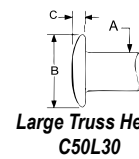
MODEL	TYPE	WEIGHT	LENGTH	HEIGHT	WIDTH
244BT	PNEUDRAULIC	6.3LBS	5.99"	12.79"	1.44"
256BT	PNEUDRAULIC	11 LBS	6.99"	14.85"	1.50"
2480	HYDRAULIC	22 LBS	8.21"	6.55"	1.82"
SFBTT8	HYDRAULIC	4.0 LBS	3.69"	2.29"	1.70"



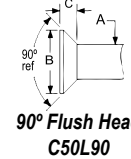
ROUND HEAD - C50LR



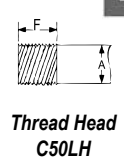
Truss Head C50LT



Large Truss Head C50L30



90° Flush Head C50L90



Thread Head C50LH

Other Headstyles Available:

Grip Data and Dimensions

TYPE	MFG PART #	BYLER PART #	GRIP RANGE (MIN - MAX)	B	D	E	MIN VALUES IN LBS.		
							SHEAR	CLAMP	TENSILE
ROUND HEAD STEEL 1/2"	C50LR-BR16-4	4203200816041	.250-.500	.922	1.213	3.172	14400	12050	17050
	C50LR-BR16-8	4203200816081	.500-.750		1.463	3.422			
	C50LR-BR16-12	4203200816121	.750-1.00		1.713	3.672			
	C50LR-BR16-16	4203200816161	1.00-1.25		1.963	3.922			
	C50LR-BR16-20	4203200816201	1.25-1.50		2.213	4.172			
	C50LR-BR16-24	4203200816241	1.50-1.75		2.463	4.422			
	C50LR-BR16-28	4203200816281	1.75-2.00		2.713	4.672			
	C50LR-BR16-32	4203200816321	2.00-2.25		2.963	4.922			
C50LR-BR16-36	4203200716361	2.25-2.50	3.213	5.172					
ROUND HEAD STEEL 5/8"	C50LR-BR20-4	4203200820041	.250-.500	1.141	1.433	3.656	22500	19200	27100
	C50LR-BR20-8	4203200820081	.500-.750		1.683	3.906			
	C50LR-BR20-12	4203200820121	.750-1.00		1.933	4.156			
	C50LR-BR20-16	4203200820161	1.00-1.25		2.183	4.406			
	C50LR-BR20-20	4203200820201	1.25-1.50		2.433	4.656			
	C50LR-BR20-24	4203200820241	1.50-1.75		2.683	4.906			
C50LR-BR20-28	4203200820281	1.75-2.00	2.933	5.156					
ROUND HEAD STEEL 3/4"	C50LR-BR24-8	4203200824081	.500-.750	1.375	1.768	4.406	32400	28400	40100
	C50LR-BR24-12	4203200824121	.750-1.00		2.018	4.656			
	C50LR-BR24-16	4203200824161	1.00-1.25		2.268	4.906			
	C50LR-BR24-20	4203200824201	1.25-1.50		2.518	5.156			
	C50LR-BR24-24	4203200824241	1.50-1.75		2.768	5.406			
	C50LR-BR24-28	4203200824281	1.75-2.00		3.018	5.656			
	C50LR-BR24-32	4203200824321	2.00-2.25		3.268	5.906			
	C50LR-BR24-36	4203200824361	2.25-2.50		3.518	6.156			
	C50LR-BR24-40	4203200824401	2.50-2.75		3.768	6.406			
	C50LR-BR24-44	4203200824441	2.75-3.00		4.018	6.656			
ROUND HEAD STEEL 7/8"	C50LR-BR28-16	4203200828161	1.00-1.25	1.594	2.421	5.188	43400	39250	55450
	C50LR-BR28-20	4203200828201	1.25-1.50		2.671	5.438			
	C50LR-BR28-24	4203200828241	1.50-1.75		2.921	5.688			
	C50LR-BR28-28	4203200828281	1.75-2.00		3.171	5.938			
	C50LR-BR28-32	4203200828321	2.00-2.25		3.421	6.188			
	C50LR-BR28-36	4203200828361	2.25-2.50		3.671	6.438			
C50LR-BR28-40	4203200828401	2.50-2.75	3.921	6.688					
LARGE TRUSS HEAD STEEL 5/8"	C50L30-BR20-4GA	4203200320041	.250-.500	1.375	1.433	3.656	22500	19200	27100
	C50L30-BR20-8GA	4203200320081	.500-.750		1.683	3.906			
	C50L30-BR20-12GA	4203200320121	.750-1.00		1.933	4.156			
	C50L30-BR20-16GA	4203200320161	1.00-1.25		2.183	4.406			
	C50L30-BR20-20GA	4203200320201	1.25-1.50		2.433	4.656			

*Truss head, 90° countersunk and stainless steel also available

*Factory minimums may apply

C50 Tooling



MODEL #2620



MODEL #3585

NOSE ASSEMBLIES			
DIA.	MODEL 2620	MODEL 2624	MODEL 3585
1/2"	592995000	592995021	-
5/8"	-	592995008	592995008
3/4"	-	-	592995010

MODEL 940 Hydraulic POWERIG®

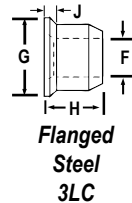
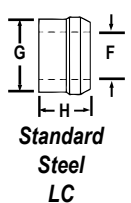


Part # **591940**

Tool Specifications:

- Portable production and repair
- 70 GPM
- Electrically powered; 115 or 220 volts, single phase
- Weighs 75 lbs, operational
- 12.5"L x 10.5"W x 18"H

Collars

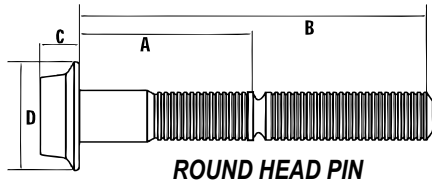



COLLAR STYLE	DIA.	MFG PART #	BYLER PART #	COLLAR DIMENSIONS			
				F	G	H	J
STANDARD STEEL LC	1/2	LC-2R16G	42039201161	.515-.540	.765-.800	.610-.645	N/A
	5/8	LC-2R20G	42039201201	.650-.665	.970-1.010	.845-.875	
	3/4	LC-2R24G	42039201241	.775-.790	1.160-1.185	.930-.960	
	7/8	LC-2R28G	42039201281	.910-.935	1.345-1.375	1.083-1.113	
FLANGED STEEL 3LC	1/2	3LC-2R16G	42039203161	.515-.535	.793-.807	.716-.746	.094-.156
	5/8	3LC-2R20G	42039203201	.650-.665	.970-1.010	.929-.959	.125-.187
	3/4	3LC-2R24G	42039203241	.775-.790	1.200-1.710	1.117-1.147	.156-.218
	7/8	3LC-2R28G	43039203281	.910-.930	1.360-1.375	1.300-1.330	.187-.250

*When using 3LC collars, include J dimension in grip dimension to determine grip number.

Grade 8 Fastener

The HP8®, provides an easy-to-use system that delivers a permanent, vibration resistant clamp. These fasteners, available in diameters ranging from 1/2" to 3/4", offer fast, tamper-resistant installation, with only a visual inspection required.



ROUND HEAD PIN



Fastener Dimensions

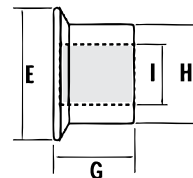
TYPE	MFG PART #	BYLER PART #	RIVET DIMENSIONS				GRIP DATA 1/2", 5/8", 3/4"	
			A	B	C	D	GRIP NO.	GRIP RANGE
1/2" ROUND HEAD (DT16)	HP8F-DT16-8	440140101608	1.625	3.550	.307	1.070	8	.250-.750
	HP8F-DT16-12	440140101612	1.875	3.800				
	HP8F-DT16-16	440140101616	2.125	4.050				
	HP8F-DT16-20	440140101620	2.375	4.300				
	***	***	***	***				
5/8" ROUND HEAD (DT20)	HP8F-DT20-4	440140102004	-	-	.498	1.330	12	.500-1.000
	HP8F-DT20-6	440140102006	-	-				
	HP8F-DT20-8	440140102008	1.820	4.038				
	HP8F-DT20-12	440140102012	2.070	4.288				
	HP8F-DT20-16	440140102016	2.320	4.538				
	HP8F-DT20-20	440140102020	2.570	4.788				
	HP8F-DT20-28	440140102028	3.070	5.288				
	HP8F-DT20-36	440140102036	3.570	5.788				
	HP8F-DT20-44	440140102044	4.070	6.288				
	***	***	***	***				
3/4" ROUND HEAD (DT24)	HP8F-DT24-8	440140102408	2.000	4.640	.600	1.590	16	.750-1.250
	HP8F-DT24-12	440140102412	2.250	4.890				
	HP8F-DT24-16	440140102416	2.500	5.140				
	HP8F-DT24-20	440140102420	2.750	5.390				
	HP8F-DT24-28	440140102428	3.250	5.890				
	HP8F-DT24-36	440140102436	3.750	6.390				
***	***	***	***					

*Longer lengths available. Minimums may apply.

Benefits:

- Heavy duty two piece fastener with a wide grip range
- High resistance to vibratory loosening
- Visual inspection to confirm joint integrity
- Meets strength performance of grade 8

DIA.	MFG PART #	BYLER PART #	COLLAR DIMENSIONS			
			E	G	H	I
1/2"	HPCF-R16U	440192010161	1.085	.750	.812	.519
5/8"	HPCF-R20U	440192010201	1.358	.922	1.009	.645
3/4"	HPCF-R24U	440192010241	1.600	1.107	1.213	.780



Collars

HP8 Tooling

1/2" DIA.	5/8" DIA.	5/8" & 3/4" DIA.
MODEL # 2620 / 2620PT	MODEL # 2624	MODEL # 3585PT
PT = Pass Thru		
NOSE ASSEMBLY	NOSE ASSEMBLY	NOSE ASSEMBLY
592995307 592995300 = Pass Thru	592995301	5/8" = 592995301 3/4" = 592995303

MODEL 940 Hydraulic POWERIG®

- Portable production and repair
- .3 GPM
- Electrically powered; 115 or 220 volts, single phase
- Weighs 75 lbs
- 12.5"L x 10.5"W x 18"H



Part # 591940

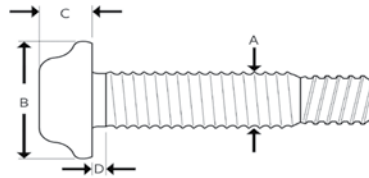
MODEL 918 Hydraulic POWERIG®

- High-production applications
- Operates up to 2 tools; 2 gpm flow rate
- Electricity powered; 220, 440, or 550 volts, 3 phase
- Weighs 708 lbs, operational 44"L x 25"W x 30"H



Part # 591918

HUCK



Benefits:

1. Unmatched Speed of Installation
2. A threaded pin, threaded collar, and no pintail
3. Pin protrusion allows easy removal with Spincutter system.
4. Flanged Collar and head spread load to ensure structural integrity

Dimensions - Inches

SIZE	MFG PART #	BYLER PART #	DIMENSIONS	
			B	C
1/2" ROUND HEAD (DT16) D = 1.07	HS2P-DT16-08	460160101608	1.01-1.08	.397
	HS2P-DT16-10	460160101610		
	HS2P-DT16-12	460160101612		
	HS2P-DT16-16	460160101616		
	HS2P-DT16-20	460160101620		
5/8" ROUND HEAD (DT20) D = 1.33	HS2P-DT20-04	460160102004	1.27-1.33	.498
	HS2P-DT20-06	460160102006		
	HS2P-DT20-08	460160102008		
	HS2P-DT20-10	460160102010		
	HS2P-DT20-12	460160102012		
	HS2P-DT20-16	460160102016		
	HS2P-DT20-20	460160102020		
	HS2P-DT20-24	460160102024		
	HS2P-DT20-28	460160102028		
	HS2P-DT20-32	460160102032		
	HS2P-DT20-36	460160102036		
3/4" ROUND HEAD (DT24) D = 1.59	HS2P-DT24-08	460160102408	1.52-1.60	.600
	HS2P-DT24-12	460160102412		
	HS2P-DT24-16	460160102416		
	HS2P-DT24-20	460160102420		
	HS2P-DT24-24	460160102424		
	HS2P-DT24-28	460160102428		
	HS2P-DT24-32	460160102432		
HS2P-DT24-36	460160102436			

Dimensions - Metric

SIZE	MFG PART #	BYLER PART #	DIMENSIONS	
			B	C
14mm ROUND HEAD (DT14) D = 30.00	MHS2P-DT14-10	46017011410	30 max	11.50
	MHS2P-DT14-15	46017011415		
	MHS2P-DT14-20	46017011420		
	MHS2P-DT14-25	46017011425		
	MHS2P-DT14-30	46017011430		
	MHS2P-DT14-35	46017011435		
	MHS2P-DT14-40	46017011440		
	MHS2P-DT14-50	46017011450		
	MHS2P-DT14-55	46017011455		
	MHS2P-DT14-60	46017011460		
20MM ROUND HEAD (DT20) D = 30.10	MHS2P-DT20-15	46017012015	42.4 max	16.10
	MHS2P-DT20-20	46017012020		
	MHS2P-DT20-25	46017012025		
	MHS2P-DT20-30	46017012030		
	MHS2P-DT20-35	46017012035		
	MHS2P-DT20-40	46017012040		
	MHS2P-DT20-45	46017012045		

Grip Data

INCHES		METRIC	
NO.	RANGE	NO.	RANGE
4	.125-.500	10	4-6
6	.125-.625	15	9-21
8	.250-.750	20	14-26
10	.375-.875	25	19-31
12	.500-1.00	30	24-36
16	.750-1.25	35	29-41
20	1.00-1.50	40	34-46
24	1.25-1.75	45	39-51
28	1.50-2.00	50	44-56
32	1.75-2.25	55	49-61
36	2.00-2.50	60	54-66

Installation

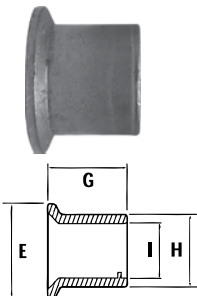
To install the Huck-Spin2® you need the following:

1. PowerRig® 940/PowerRig® 918
2. 3585PT Tool
3. Pulling Head
4. Gauge # 127444

Optional:

1. Collar Cutter for removal of Huck-Spin® only

Collars



TYPE	DIA.	MFG PART #	BYLER PART #	COLLAR DIMENSIONS			
				E	G	H	I
STANDARD	1/2"	BTC-R16BL	46119022161	1.01-1.08	.728-.748	.762-.772	.518
	5/8"	MBTC-R16BL	46119032161	1.127-1.33	.912-.932	.953-.963	.644
	3/4"	BTC-R24BL	46119022241	1.52-1.60	1.095-1.115	1.145-1.155	.774
METRIC	14mm	MBTC-R14BL	46119032141	28.2-29.6	20.5-21.0	21.1-21.5	14.4
	16mm	MBTC-R16BL	46119032161	1.127-1.33	.912-.932	.953-.963	.644
	20mm	MBTC-R20BL	46119032201	40.2-42.2	29.0-29.6	30.2-30.6	20.5

FINISH	SUFFIX
BLACK OILED GEOMET - 1 COAT	- NP

Huck-Spin2® Tooling

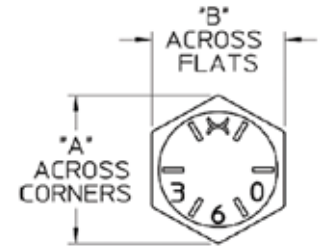
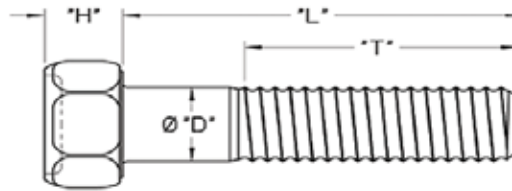
MODEL # 3585PT	DIA.	NOSE ASSEMBLY	COLLAR CUTTER
	1/2"	592997520	592997520cc
	5/8"	592997521	592997521cc
	3/4"	592997523	592997523cc
	14mm	592997531	592997531cc
	16mm	592997521	592997521cc
	20mm	592997468	592997468cc



PRESSURE SETTINGS 3585PT			
TYPE	DIA.	PULL	RETURN
Standard	1/2"	2100	1500
	5/8"	3300	1500
	3/4"	5000	1500
Metric	14mm	2700	1500
	16mm	3300	1500
	20mm	5100	1500

The Engineered Nut & Bolt Fastening System for Vibration Resistance

1. Resists vibration loosening no matter how extreme the environment
2. Quick Installation & Removal
3. Increased tensile and fatigue strength
4. Reduce maintenance, Save time



HUCK 360 INCH	DIA.	MFG PART #	BOLT DIMENSIONS						
			A	B	H	D	T		MIN ULT TENSILE
							6" OR SHORTER	OVER 6"	
GRADE 8 BOLT	3/8	360H-DT12x(**)(**)	.639	.557	.303	.372	1.14	1.39	11,600
	7/16	360H-DT14x(**)(**)	.710	.619	.361	.435	1.30	1.55	15,900
	1/2	360H-DT16x(**)(**)	.853	.743	.403	.497	1.42	1.68	21,300
	5/8	360H-DT20x(**)(**)	1.067	.930	.504	.622	1.71	1.96	33,900
	3/4	360H-DT24x(**)(**)	1.277	1.113	.604	.746	1.97	2.21	50,100
	7/8	360H-DT28x(**)(**)	1.491	1.299	.706	.871	2.24	2.49	69,300
	1	360H-DT32x(**)(**)	1.704	1.485	.790	.995	2.51	2.76	90,900

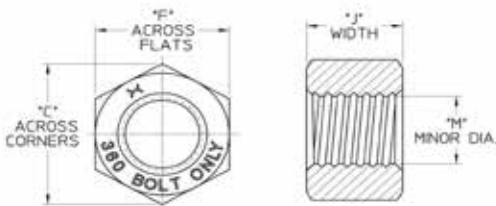
(***) = Length Code (**) = Finish

(***) = Length Code Denoted by "X" Then Length
Ex: DT20 with 1.25 length is 360H-DT20-X125

"L" - LENGTH UNDERHEAD IN INCHES - RANGE						
DT12	DT14	DT16	DT20	DT24	DT28	DT32
1.25-6.75	1.50-6.75	2.00, 2.25, 2.50, 3.00-6.75	2.25, 2.50, 2.75, 3.00-6.75	2.75, 3.00-6.75	3.00-6.75	3.00-6.75

FINISH	SUFFIX
BLACK OILED GEOMET - 1 COAT	- D1

360 Nut



HUCK 360 NUT	DIA.	MFG PART #	360 NUT					
			C	F	J	M	MIN ULT TENSILE	FINISH
GRADE 8 NUT	3/8	360N-R12(*)(**)	.779	.679	.450	.349	11,600	ZINC ELECTROPLATE WITH CLEAR OR COLORED TRIVALENT
	7/16	360N-R14(*)(**)	.848	.739	.525	.407	15,900	
	1/2	360N-R16(*)(**)	.990	.863	.600	.465	21,300	
	5/8	360N-R20(*)(**)	1.202	1.047	.750	.581	33,900	
	3/4	360N-R24(*)(**)	1.413	1.231	.900	.697	50,100	
	7/8	360N-R28(*)(**)	1.625	1.416	1.04	.805	69,300	
1	360N-R32(*)(**)	1.836	1.60	1.20	.930	90,900		

(*) = Diameter in 1/32" (**) = Finish

METRIC SIZES AVAILABLE - M360-DT-(*) X (**)(**)

DT10 THRU DT36 - CALL FOR AVAILABILITY

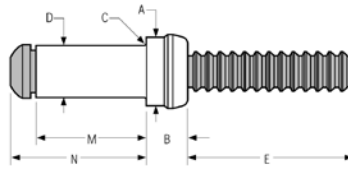
"L" - LENGTH UNDERHEAD IN (MM) - RANGE						
DT10	DT12	DT14	DT16	DT20	DT24	DT36
45-100	50-120	60-140	65-160	80-200	90-240	130-300

FINISH	SUFFIX
BLACK OILED GEOMET - 1 COAT	- D1

(*) = Diameter x (***) = Length Code (**) = Finish

360 Metric Nut Available - M360N-H-R(*)(**)

H = Straight Hex Style, R = Material, (*) = Diameter, (**) = Finish



Benefits:

- Structural high strength blind steel fastener
- Excellent pull-together properties, high clamping force

High-strength industrial blind bolt. Meets ASTM A307 strength requirements. Use in situations where a two-piece fastener would commonly be used. BOM® fastener install from just one side by a single worker--saving time and reducing cost.

DIA.	MFG PART #	BYLER PART #	GRIP RANGE	HOLE SIZE	RIVET DIMENSIONS												
					A	B	C	D	E	M ref							
3/16	BOM-R6-3	41022006031	.157-.219	7/32 NOM	.276-.286	.152-.168	.015	.196-.206	.785	.439							
	BOM-R6-4	41022006041	.220-.281	.208-.222						.501							
1/4	BOM-R8-3	41022008031	.157-.219	.277-.292	.368-.380	.205-.225	.020	.262-.275	.860	.523							
	BOM-R8-4	41022008041	.220-.281							.585							
	BOM-R8-5	41022008051	.282-.344							.648							
	BOM-R8-6	41022008061	.345-.406							.710							
	BOM-R8-7	41022008071	.407-.469							.773							
	BOM-R8-8	41022008081	.470-.531							.835							
	BOM-R8-9	41022008091	.532-.594							.898							
	BOM-R8-10	41022008101	.595-.656							.960							
	BOM-R8-11	41022008111	.657-.719							1.023							
	BOM-R8-12	41022008121	.720-.781							1.085							
	5/16	BOM-R10-4	41022010041							.188-.312	.348-.368	.468-.478	.266-.278	.025	.332-.346	1.285	.695
		BOM-R10-6	41022010061							.313-.437							.820
BOM-R10-8		41022010081	.438-.562	.945													
BOM-R10-10		41022010101	.563-.687	1.070													
BOM-R10-12		41022010121	.688-.812	1.195													
BOM-R10-14		41022010141	.813-.937	1.320													
BOM-R10-16		41022010161	.938-1.062	1.445													
3/8	BOM-R12-4	41022012041	.188-.312	.413-.435	.553-.563	.315-.327	.030	.393-.411	1.230	.766							
	BOM-R12-6	41022012061	.313-.437							.891							
	BOM-R12-8	41022012081	.438-.562							1.016							
	BOM-R12-10	41022012101	.563-.687							1.141							
	BOM-R12-12	41022012121	.688-.812							1.266							
	BOM-R12-14	41022012141	.813-.937							1.391							
	BOM-R12-16	41022012161	.938-1.062							1.516							
	BOM-R12-18	41022012181	1.063-1.187							1.641							
	BOM-R12-20	41022012201	1.188-1.312							1.766							
	1/2	BOM-R16-4	41022016041							.251-.375	9/16 NOM .546-.581	.745-.755	.415-.438	.035	.529-.544	1.530	1.000
BOM-R16-6		41022016061	.376-.500	1.125													
BOM-R16-8		41022016081	.501-.625	1.250													
BOM-R16-10		41022016101	.626-.750	1.375													
BOM-R16-12		41022016121	.751-.875	1.500													
5/8	BOM-R20-4GA	41022020041	.251-.500	11/16 NOM .687-.728	.931-.941	.507-.545	.040	.669-.685	1.710	1.213							
	BOM-R20-8GA	41022020081	.501-.750							1.463							
	BOM-R20-12GA	41022020121	.751-1.000							1.713							
	BOM-R20-16GA	41022020161	1.001-1.250							1.963							
BOM-R20-20GA	41022020201	1.251-1.500	2.213														
3/4	BOM-R24-4	41022024041	.251-.500	13/16 NOM .828-.873	1.120-1.130	.637-.654	.050	.795-.816	2.150	1.380							
	BOM-R24-8	41022024081	.501-.750							1.630							
	BOM-R24-12	41022024121	.751-1.000							1.880							
	BOM-R24-16	41022024161	1.001-1.250							2.130							

MIN VALUES IN LBS.		
DIA.	SHEAR	TENSILE
3/16	2800	1800
1/4	5100	3250
5/16	8050	5200
3/8	11100	7250
1/2	20150	13000
5/8	28500	20500
3/4	45100	29100

*All steel

BOM® Tooling



DIA.	NOSE ASSEMBLY - PNEUMATIC			NOSE ASSEMBLY - HYDRAULIC			MODEL 2480
	245	246 / 256	2025	2480	2581	2600	
3/16	-	-	59299994	59299994	-	-	
1/4	592998301	592998301	-	-	592998301	-	
5/16	-	59299769	-	-	59299769	592993119	
3/8	-	592991272*	-	-	-	592993122	

*Use only in very low volume repair applications

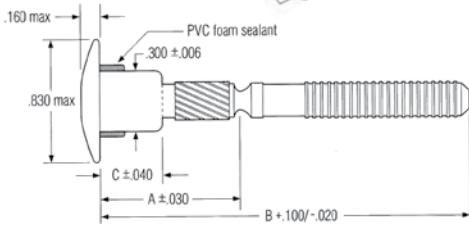
Contact Byler Rivet for more information about tooling regarding larger sizes. Minimums may apply.

Pin-Lock

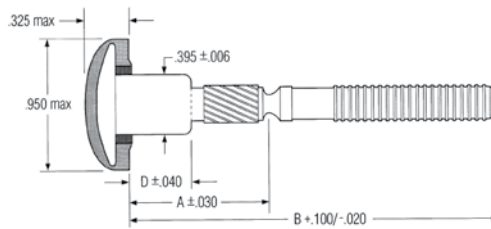
The optional pin-lock is a nylon "star" that retains the pin in the hole prior to installation.



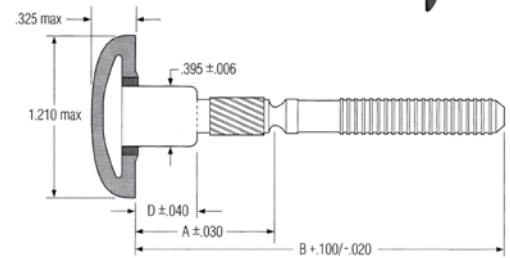
Hucktainer® fasteners are designed to meet the special needs of FRP fabrication. These fasteners install with consistent pressure that reduces potential crushing or crazing of FRP panels.



STANDARD LO PRO HEAD
with Pin-Lock



MEDIUM BEARING HEAD
Encapsulated with Pin-Lock



WIDE BEARING HEAD
Encapsulated with Pin-Lock

NOTE: Hole Size = .405-.421
Use Drill Bit #16687140 (13/32)

TYPE	STANDARD LO PRO HEAD		MEDIUM BEARING HEAD		WIDE BEARING HEAD		GRIP RANGE min - max	DIMENSIONS			
	MFG. PART #	BYLER PART #	MFG. PART #	BYLER #	MFG. PART #	BYLER #		A	B	C**	D**
	GRAY ENCAPSULATED		GRAY ENCAPSULATED		GRAY ENCAPSULATED						
STEEL ZINC PLATED GOLD CHROMATE Pin Diameter = .395	HLPP-R12-10PL	45011312102	HLPMPG-R12-10PL	450118121011	HLPEG-R12-10PL	45011612102	.562-.687	.624	2.232	.154	.079
	HLPP-R12-12PL	45011312122	HLPMPG-R12-12PL	450118121211	HLPEG-R12-12PL	45011612122	.687-.812	.749	2.357	.279	.204
	HLPP-R12-14PL	45011312142	HLPMPG-R12-14PL	450118121411	HLPEG-R12-14PL	45011612142	.812-.937	.874	2.482	.404	.329
	HLPP-R12-16PL	45011312162	HLPMPG-R12-16PL	450118121611	HLPEG-R12-16PL	45011612162	.937-1.062	.999	2.607	.529	.454
	HLPP-R12-18PL	45011312182	HLPMPG-R12-18PL	450118121811	HLPEG-R12-18PL	45011612182	1.062-1.187	1.124	2.732	.654	.579
	HLPP-R12-20PL	45011312201	HLPMPG-R12-20PL	450118122011	HLPEG-R12-20PL	45011612202	1.187-1.312	1.249	2.857	.779	.704
			WHITE ENCAPSULATED		WHITE ENCAPSULATED		GRIP RANGE	A	B	C**	D**
			HLPMW-R12-10PL	45011812101	HLPEW-R12-10PL	45011612102	.562-.687	.624	2.232	.154	.079
			HLPMW-R12-12PL	45011812121	HLPEW-R12-12PL	45011612122	.687-.812	.749	2.357	.279	.204
			HLPMW-R12-14PL	45011812141	HLPEW-R12-14PL	45011612142	.812-.937	.874	2.482	.404	.329
			HLPMW-R12-16PL	45011812161	HLPEW-R12-16PL	45011612162	.937-1.062	.999	2.607	.529	.454
			HLPMW-R12-18PL	45011812181	HLPEW-R12-18PL	45011612182	1.062-1.187	1.124	2.732	.654	.579
			HLPMW-R12-20PL	45011812120	HLPEW-R12-20PL	45011612120	1.187-1.312	1.249	2.857	.779	.704

HLPP: Longer grips available. Minimums may apply.

NOTE: Only wide bearing pin HLPE should be used directly against FRP.
**Use "C" dimension for unencapsulated hucktainer; use "D" for encapsulated.
Longer grip ranges available. Hertz and Ryder yellow encapsulated heads available. Minimums may apply.

Installation Tooling

MODEL #2025



PNEUDRAULIC

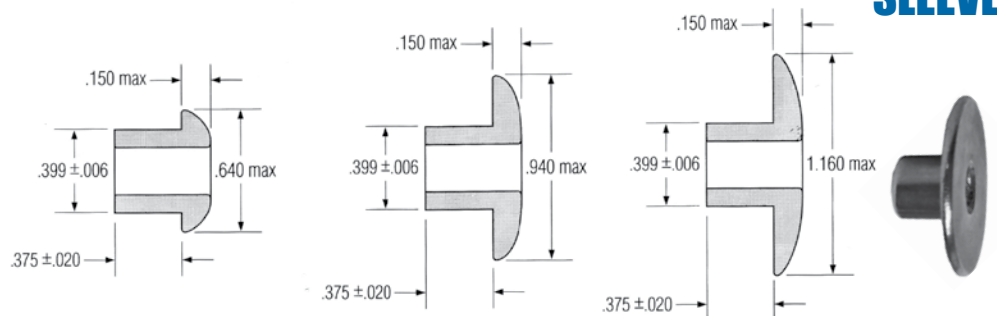
MODEL #2480



HYDRAULIC

Nose Assembly for 2025 & 2480

Part # 592993464



Clearance Sleeve

Medium Bearing Sleeve

Wide Bearing Sleeve

CLEARANCE SLEEVE		MEDIUM BEARING SLEEVE		WIDE BEARING SLEEVE	
MFG. #	BYLER #	MFG.#	BYLER #	MFG. #	BYLER #
HLPSC-R12	45019122	HLPSM-R12	45019123	HLPS-R12	45019121

NOTE: Only wide bearing sleeve HLPS should be used directly against FRP.

Special "Supreme" Collar
HLPTS-R12
Byler Part # 45019126



SLEEVES

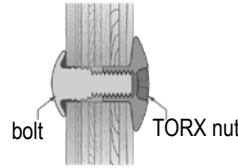
HUCK



Camtainer Flanged Nut

Installation

- Drill or punch hole to proper size:
5/16: 13/32 **M6:** Letter U
- Insert bolt into hole
- Assemble nut on inside of trailer
- Tighten nut



Standard Head



Gray Encapsulated Head

TYPE	BYLER PART #	MFG. PART #	SIZE	BIT SIZE	BIT PART #	TYPE OF HEAD	BYLER PART #	MFG. PART #	SIZE
Flanged Nut Hd Dia. = 1"	0789050000	890-50000 / 396-8004	M6 X 12.7mm	T-50	48550150	Standard Head Head Dia. = 7/8"	0788380460	883-80461 / 395-8148	5/16-18 X 5/8
	0789059000	890-59000 / 396-8006	5/16-18 X 3/8"	T-55	48550155		0788380500	883-80500 / 395-8150	5/16-18 X 3/4
	0789060008	890-60008 / 396-8002	5/16-18 X 1/2"	T-55	48550155		0788382112	883-82112 / 395-8149	5/16-18 X 7/8
	07890600050	890-60050 / 396-8003	5/16-18 X 5/8"	T-55	48550155		0788382920	883-82920 / 395-8156	5/16-18 X 1
	0789060055	890-60055 / 396-8011	5/16-18 X 1	T-55	48550155		0788383000	883-83000 / 395-8146	5/16-18 X 1-1/4
Flanged Nut Hd Dia. = 5/8"	0789060020	890-60020 / 396-8005	5/16-18 X 1/2	T-50	48550150	White Encap. Head Dia. = 1"	0788385090	883-85090 / 395-8154	5/16-18 X 1.437
						Gray Encap. Head Dia. = 1"	0788382113 0788382921	883-82113 / 395-8166 883-82921 / 395-8139	5/16-18 X 7/8 5/16-18 X 1

CROSS MEMBER BOLTS

HEAD STYLE	PART #	SIZE	BIT SIZE	BIT PART #	HEAD STYLE	PART #	SIZE	BIT SIZE	BIT PART #	
Torx Truss Head steel/zinc plated Head Dia = 3/4"	0753003	5/16-18 x 1/2	T-40	48550040	Torx Truss Washer Head w/ Shoulder Head Dia = 7/8"	0751002	1/4-20 X 3/4	T-30	48550030	
	0753004	5/16-18 x 3/4	T-40	48550040		0751251	5/16-18 X 5/8	T-40	48550040	
	0753006	5/16-18 x 15/16	T-40	48550040		Hex Washer Head Head Dia = 7/8"	075300512	5/16-18 X 3/4	T-40	48550040
	0753010*	3/8-16 X 1-1/4	T-45	48550045			0753007	5/16-18 x 1	T-40	48550040
	0753013*	3/8-16 X 1-7/8	T-45	48550045		Torx Truss Head Head Dia = 3/4"	077441015*	5/16-18 X 15/16	T-40	48550040
Torx Truss Washer Head Head Dia = 7/8"	0751049	1/4-20 X 1/2	T-30	48550030	Torx Truss Head w/ Cone Washer Head Dia = 3/4"		07741017	5/16-18 X 15/16	T-40	48550040
	0751051	1/4-20 X 5/8	T-30	48550030						
	0753005	5/16-18 x 3/4	T-40	48550040						

*Noted parts do not include lock patch

T-NUTS

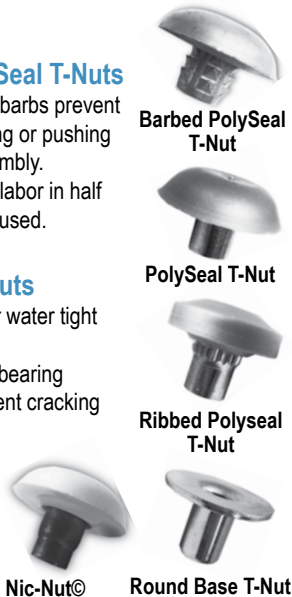
Benefits

Barbed PolySeal T-Nuts

- Cast-in locking barbs prevent part from rotating or pushing out during assembly.
- Cuts assembly labor in half
- Parts can be reused.

PolySeal T-Nuts

- Double Seal for water tight installation
- Provides more bearing surface to prevent cracking of panels



TYPE OF T-NUT	BYLER PART #	SIZE	HEAD STYLE
Barbed Poly-Seal T-Nuts	07534001	5/16-18 X 1/2	White Encapsulated
	07534002	5/16-18 X 1/2	Gray Encapsulated
PolySeal Grade 2 Steel zinc plated	07750071	5/16-18 X 7/16	White Encapsulated
	07750072	5/16-18 X 7/16	Gray Encapsulated
	07532002	5/16-18 X 5/8	White Encapsulated
	07532004	5/16-18 X 5/8	Gray Encapsulated
Ribbed PolySeal Grade 2 Steel zinc plated	0752021	1/4-20 X 7/16	Gray Encapsulated
	0752022	1/4-20 X 7/16	White Encapsulated
	07534001	5/16-18 X 1/2	White Encapsulated
	07534002	5/16-18 X 1/2	Gray Encapsulated
Round Base Steel T-Nut	0752000	1/4-20 X 7/16	Unencapsulated
	077510	5/16-18 X 5/8	Unencapsulated
Nic-Nut®	07642232	—	White Encapsulated

BOTTOM RAIL BOLT KITS ALSO AVAILABLE

Bottom Rail Bolt Kits

8 Piece Ribbed Neck Carriage Bolt Kit
3/8 X 1-1/4 with Plastic Washers & Nuts
Part # 9702122011

8 Piece Torx Button Head Kit
3/8 X 1-1/4 with Plastic Washers & Nuts
Part # 9702122010

Rail Bolts



Torx Button Head Rail Bolts available in steel/stainless in:
3/8-16 x 1, 3/8-16-1 1/4, 3/8-16-1 1/2

**We specialize in
STAINLESS!**

Bolts/Screws



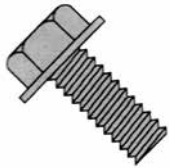
Hex Head
Cap Screws



Elevator
Bolts




Carriage
Bolts



Hex Washer
Head Bolts



Pan Head
Screws



Round Head
Screws



Thread Cutting
Screws/TEKS®



Floor Screws



Tapping Screws

1 Drives:



Phillips



Slotted



Torx



Hex Head



Hex Washer
Head

2 Materials:

Steel - Grade 2, 5, 8
Stainless - 18/8, 300 series

3 Plating:

Plain
Phosphorus Oil
Zinc
Zinc/Yellow

Other platings available


4 Screw Points:



A/AB
Self Tapping



Self-Drilling



Lag Screw



Machine
Screw/Bolt

Optional: Nylok® patch or pellet available
for any of these products.

Other Head Styles Available
Minimums may apply.


Nuts



Nylon Insert
Nut



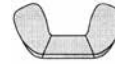
Kep
Nuts



Hex
Nut



Serrated Flange
Nut



Wing
Nut



Flanged
Nut

Materials:

Steel - Grade 2, 5, 8
Stainless - 18/8, 300 series

Platings:

Plain
Phosphorus Oil
Zinc
Zinc/Yellow

Washers



Regular
Split Lock



U.S.S.
Flat Washer



Fender
Washer



Bonded Seal
Washer

Material:

Steel, Stainless, Aluminum

Plating:

Plain, Black Ox, Zinc/Yellow, Hot Dip Galvanized



PHILLIPS			
POINT SIZE	HEX DRIVE	OVERALL LENGTH	PART #
#1	1/4"	1"	480101110
#1		2"	480101120
#1	5/16"	1"	480101210
#2	1/4"	1"	480102110
#2		2"	480102120
#2	5/16"	1"	480102210
#3	1/4"	1"	480103110
#3		2"	480103120
#3	5/16"	1"	480103210
#4		1"	480104210



SQUARE DRIVE			
POINT SIZE	HEX DRIVE	OVERALL LENGTH	PART #
#1	1/4"	1"	480501110
#2		1"	480502110
#2		2"	480502120
#2		3"	480502130




TORX				
POINT SIZE	HEX DRIVE	OVERALL LENGTH	PART #	
T10	1/4"	1"	480410110	
T15		1"	480415110	
T20		1"	480420110	
T20		2"	480420120	
T25		1"	480425110	
T25		2"	480425120	
T27		1"	480427110	
T27		2"	480427120	
T30		1"	480430130	
T30		2"	480430120	
T40	5/16"	1"	480440110	
T40		2"	480440120	
T25		1-1/4"		480425212
T30				480430212
T40				480440212
T45				480445212
T50				480450212
T55				480455212



SLOTTED			
POINT SIZE	HEX DRIVE	OVERALL LENGTH	PART #
#1	1/4"	1"	480201110
#2		1"	480202110
#3		1"	480203110
#3		2-3/4"	480203126



PHILLIPS POWER			
POINT SIZE	HEX DRIVE	OVERALL LENGTH	PART #
#1	1/4"	2-3/4"	480101126
#1		3"	480101130
#1		3-1/2"	480101134
#1		4"	480101140
#1		6"	480101160
#2		2-3/4"	480102126
#2		3"	480102130
#2		3-1/2"	480102134
#2		4"	480102140
#2		6"	480103160
#3		2-3/4"	480103126
#3		3"	480103130
#3		3-1/2"	480103134
#3		4"	480103140
#3		6"	48010160



SOCKET BIT HOLDERS		
DRIVE	HEX	PART #
1/4"	1/4"	481011
3/8"	1/4"	481031
3/8"	5/16"	481032
1/2"	1/4"	481041
1/2"	5/16"	481042




MAGNETIC BIT HOLDERS				
HEX DRIVE	HEX	LENGTH	TYPE	PART #
1/4"	1/4"	3"	SD	481211125
			HD	481211225
1/4"	5/16"	3-1/2"	HD	481212234
5/16"	1/4"	3-1/2"	HD	481221234
5/16"	5/16"	3-1/2"	HD	481222234

SD = Standard Duty

HD = Heavy Duty

See page 70 for Socket Tools & Kits

SPECIAL BITS AVAILABLE UPON REQUEST



# 6025123281	# 60210307341	# 602103077756

A threaded steel fastener used in a pre-drilled hole in the floor boards of flat bed trailers; used for attaching plywood for interior trailer applications. Pan head floor screws are great for deep channel metal floor applications.

Torx Self Drilling Screws



Torx Flat Head



Torx Pan Head



Torx Truss Head

HEAD STYLE	SIZE	ALLOY: STEEL		
		BLACK PHOS/OIL	ZINC PLTD	
		TYPE F	TYPE T	TYPE F
FLATHEAD	1/4-20 x 1	155081600	1550816000	-
	1/4-20 x 1-1/8	1550818000	-	-
	1/4-20 x 1-1/4	15508200	-	-
	1/4-20 x 1-1/2	155082400	1550824000	155082402
	1/4-20 x 2	155083200	1550832000	155083202
	1/4-20 x 2-1/4	155083600	155083601	-
	1/4-20 x 2-1/2	155084000	1550840000	155084002
	1/4-20 x 3	155084800	1550848001	155084801
	1/4-20 x 3-1/2	155085600	1550856000	-
	1/4-20 x 4	155086400	1550864000	-
	1/4-20 x 4-1/2	155087200	-	-
	1/4-20 x 5	155088000	1550880000	-
	1/4-20 x 6	155089600	1550896000	-
	5/16-18 x 1	-	1551016000	-
	5/16-18 x 1-1/4	155101800	-	-
	5/16-18 x 1-1/2	155103100	-	-
	5/16-18 x 2	155103200	1551032001	155103202*
	5/16-18 x 2-1/4	155103600	1551036000	-
	5/16-18 x 2-1/2	155104000	1551040001	-
	5/16-18 x 3	155104800	1551048000	155104801
	5/16-18 x 3-1/2	155105600	1551056000	-
	5/16-18 x 4	155106400	-	-
	5/16-18 x 4-3/4	155107600	-	-
	5/16-18 x 5	155108600	-	-
	5/16-18 x 6	155109600	-	-
	3/8-16 x 2	155123200	-	-

HEAD STYLE	SIZE	ALLOY: STEEL		
		BLACK PHOS/OIL	ZINC PLTD	
		TYPE F	TYPE T	TYPE F
PANHEAD	1/4-20 x 1-1/2	-	-	1550824002
	1/4-20 x 2	-	-	1550832002
	5/16-18 x 1	155101602	155101603	-
	5/16-18 x 1-1/4	-	-	155101800
	5/16-18 x 1-1/2	-	-	155103103
	5/16-18 x 2	155103201	-	155103202
	5/16-18 x 2-1/4	155103601	-	-
	5/16-18 x 2-1/2	-	-	155104001
	5/16-18 x 3	-	-	155104802
	5/16-18 x 3-1/2	155105601	-	-
TRUSS HEAD	5/16-18 x 4	155106402	-	155106401
	5/16-18 x 1-1/2	-	-	155103102

Torx Insert Bits used for installation:

T30 with 1/4" hex = [Part # 48550031](#)

T40 with 5/16 hex = [Part # 48550130](#)

Trailer Body Floor Drill

Part #: 6014952250

- 1 HP Heavy Duty Motor
- Ergonomic Handle Design
- Free Speed RPM: 2,250
- 1/2" HD Jacobs Chuck
- Average CFM 16
- 1/2" Drive Spindle
- Net Weight 7.8 lbs.
- Total Length 30"



*Available in Stainless Steel. Other platings available (minimums may apply)

Wafer Self Drilling Screws



Phillips Wafer Head



Phillips Square Wafer Head



Six Lobe Wafer Head

HEAD STYLE	SIZE	POINT
PHILLIPS WAFER	10-24 x 3/4"	#3
	10-24 x 1"	#3
	10-24 x 1-1/4"	#3
	10-24 x 1-7/16"	#3
	10-24 x 1-1/2"	#3
	10-24 x 2"	#3
	10-24 x 2-1/4"	#3
	10-24 x 2-1/2"	#3
zinc plated steel		

HEAD STYLE	SIZE	POINT
PHILLIPS SQUARE WAFER	10-24 x 3/4"	#3
	10-24 x 1"	#3
	10-16 x 1"	#2
	10-24 x 1-1/4"	#3
	10-16 x 1-1/2"	#2
	10-16 x 1-3/4"	#2
zinc plated steel		

HEAD STYLE	SIZE	POINT
SIX LOBE WAFER	10-16 x 1"	#2
yellow zinc plated steel	10-16 x 1-1/4"	#2

MECHANICS LENGTH DRILL 250-UB



Special **Hi-Molybdenum** tool steel. 135° Split Point, Gold Surface Treated for maximum lubricity



3-FLATS ON SHANK				
SIZE	PART #	OVERALL LENGTH	FLUTE LENGTH	QTY
1/16	16686920	1-7/8	7/8	12
5/64	16686930	2	1	
3/32	16686940	2-1/4	1-1/4	
7/64	16686950	2-3/8	1-5/16	
1/8	16686960	2-1/2	1-7/16	
9/64	16686970	2-5/8	1-9/16	
5/32	16686980	2-3/4	1-11/16	
11/64	16686990	2-7/8	1-13/16	
3/16	16687000	3	1-7/8	
13/64	16687010	3-1/8	1-15/16	
7/32	16687020	3-1/4	2	
15/64	16687030	3-3/8	2-1/16	
1/4	16687040	3-1/2	2	
17/64	16687050	3-5/8	2-1/8	
9/32	16687060	3-3/4	2-1/4	
19/64	16687070	3-7/8	2-3/8	6
5/16	16687080	4	2-1/2	
21/64	16687090	4-1/16	2-9/16	
11/32	16687100	4-1/8	2-5/8	
23/64	16687110	4-3/16	2-11/16	
3/8	16687120	4-1/4	2-11/16	
25/64	16687130	4-5/16	2-3/4	
13/32	16687140	4-3/8	2-13/16	
27/64	16687150	4-7/16	2-7/8	
7/16	16687160	4-1/2	2-15/16	
29/64	16687170	4-5/8	3	
15/32	16687180	4-3/4	3-1/8	
31/64	16687190	4-7/8	3-1/4	
1/2	16687200	5	3-3/8	

WHY CHOOSE ULTRA BOR (UB)?

- Substantially Longer Cutting Life
- Cuts Harder Materials
- Stops Drill Walking / Fast Penetration
- Holds Tighter Hole Size
- Runs Cooler, Uses Less Torque
- Stops Chuck Slippage
- Replaces Cobalt in Work Hardening Stainless Steel Applications
- Improved Performance at Lower Cost
- American Made 
- Sharpenable

3-FLATS REDUCED SHANK 258-UB



REDUCED SHANK

Special **Hi-Molybdenum** tool steel. 135° Split Point, Gold Surface Treated for maximum lubricity.

3-FLATS 3/8" REDUCED SHANK

SIZE	258-UB	OVERALL LENGTH	FLUTE LENGTH	QTY
13/32	16681560	4-3/8	2-13/16	6
27/64	16681570	4-7/16	2-7/8	
7/16	16681580	4-1/2	2-15/16	
29/64	16681590	4-5/8	3	
15/32	16681600	4-3/4	3-1/8	
31/64	16681610	4-7/8	3-1/4	
1/2	16681620	5	3-3/8	

MECHANIC LENGTH DRILL BIT SETS

Special **Hi-Molybdenum** tool steel. Precision ground: points, flutes, body, clearance and drill diameter for the ultimate in accuracy and performance. Gold surface treated for maximum lubricity. Designed for hand held drills. Recommended for stainless steel & other hard metal drilling applications. 3 flats on shank sizes 3/16" and larger.

SPM-15

Sizes 1/16" thru 1/2" by 32nds.

#16066470



SPM-15



SPM-29

SPM-29


Fractional Sizes 1/16" thru 1/2" by 64ths.

#16066480

SPM-21R 3/8" SHANK

1/16" - 1/4" by 64ths + 9/32" - 1/2" by 32nds

#16092340



ULTRA-DEX 29pc Sets

Super Premium 135° Split Point, 3 Flats on Shank. Mechanic Length Ultra Dex 135° Split Point



SPM-29P

Fractional sizes 1/16" thru 1/2" by 64ths

#16066820

RSPM-29 3/8" SHANK

with flats on shank

Fractional sizes 1/16" thru 1/2" by 64ths

#16057920

JOBBER LENGTH SETS

BLACK & GOLD PREMIUM



Super Premium, Heavy-Duty 135° Split Point, Gold treated for maximum lubricity & torsional strength.



SP-29

Fractional Sizes 1/16" thru 1/2" by 64ths.
#16044150



SP-21

Sizes 1/16" thru 3/8" by 64ths.
#16044130



SP-15

Sizes 1/16" thru 1/2" by 32nds.
#16044120

SUPER PREMIUM JOBBER LENGTH 240-UB



Special **Hi-Molybdenum** tool steel. 135° Split Point for fast penetration and accurate starting without a center point. Gold Surface Treated for maximum lubricity. Will not walk! For hardening grades of stainless steel and hard metal drilling applications.

JOBBER LENGTH			
LETTER			
SIZE	PART #	OVERALL LENGTH	FLUTE LENGTH
F	16639510	4-1/8	2-7/8
G	16639520		
WIRE			
WIRE GAUGE	PART #	OVERALL LENGTH	FLUTE LENGTH
4	16638970	3-3/4	2-1/2
5	16638980		
7	16639000	3-5/8	2-7/16
10	16639030		
11	16639040	3-1/2	2-5/16
20	16639130	3-1/4	2-1/8
21	16639140		
22	16639150	3-1/8	2
23	16639160		
24	16639170	3	1-7/8
25	16639180		
26	16639190	2-7/8	1-3/4
27	16639200		
28	16639210	2-3/4	1-5/8
29	16639220		
30	16639230		

SUPER PREMIUM DRILLS			
FRACTIONAL			
SIZE	PART #	OVERALL LENGTH	QTY
1/16	16605580	1-7/8	12
5/64	16605590	2	
3/32	16605600	2-1/4	
7/64	16605610	2-5/8	
1/8	16605620	2-3/4	
9/64	16605630	2-7/8	
5/32	16605640	3-1/8	
11/64	16605650	3-1/4	
3/16	16605660	3-1/2	
13/64	16605670	3-5/8	
7/32	16605680	3-3/4	
15/64	16605690	3-7/8	
1/4	16605700	4	6
17/64	16605710	4-1/8	
9/32	16605720	4-1/4	
19/64	16605730	4-3/8	
5/16	16605740	4-1/2	
21/64	16605750	4-5/8	
11/32	16605760	4-3/4	
23/64	16605770	4-7/8	
3/8	16605780	5	
25/64	16605790	5-1/8	
13/32	16605800	5-1/4	
27/64	16605810	5-3/8	
7/16	16605820	5-1/2	
29/64	16605830	5-5/8	
15/32	16605840	5-3/4	
31/64	16605850	5-7/8	
1/2	16605860	6	

ULTRA-DEX JOBBER LENGTH



SP-29P

Jobber Length Ultra Dex 135° Split Point
Fractional sizes 1/16" thru 1/2" by 64ths.
#16044170

SCREW MACHINE & SPECIALTY DRILL BITS

SCREW MACHINE LENGTH

260-UB



Special **Hi-Molybdenum** tool steel. 135° Split Point, Gold Surface Treated for maximum lubricity. Will not walk! For hardening grades of stainless steel and hard metal drilling applications. Extra rugged uncleared construction gives superior performance and less breakage.

SCREW MACHINE			
LETTER			
SIZE	PART #	OVERALL LENGTH	FLUTE LENGTH
F	16623651	2-5/8	1-7/16
G	16623661		

SCREW MACHINE	
FRACTIONAL	
SIZE	PART #
1/16	16687710
5/64	16687720
3/32	16687730
7/64	16687740
1/8	16687750
9/64	16687760
5/32	16687770
11/64	16687780
3/16	16687790
13/64	16687800
7/32	16687810
15/64	16687820
1/4	16687830
17/64	16687840
9/32	16687850
19/64	16687860
5/16	16687870
21/64	16687880
11/32	16687890
23/64	16687900
3/8	16687910
25/64	16687920
13/32	16687930
27/64	16687940
7/16	16687950
29/64	16687960
15/32	16687970
31/64	16687980
1/2	16687990
9/16	16688030
5/8	16688070
11/16	16689220
3/4	16689260

DOUBLE ENDED

490-G



DOUBLE ENDED			
WIRE			
WIRE GAUGE	PART #	OVERALL LENGTH	FLUTE LENGTH
10	16695020	2-5/16	5/8
11	16695010	2-1/8	
20	16695000	2	
30	16694990		

DOUBLE ENDED			
FRACTIONAL			
SIZE	PART #	SIZE	490-G
3/32	16695090	5/32	16695060
7/64	16695080	3/16	16695050
1/8	16695980	7/32	16695040
9/64	16695070	1/4	16695030

EXTRA LONG SUPER PREMIUM XGT-UB



Special **Hi-Molybdenum** tool steel. 135° Split Point, Gold Surface Treated for maximum lubricity, will not walk. All tools individually packaged in clear tubes.

EXTRA LONG LENGTH DRILLS			
XGT-UB			
SIZE	6"	9"	12"
1/8	16639240	16640780	16643050
9/64	16639260	N/A	N/A
5/32	16639270	16640790	16643060
11/64	16639280	N/A	N/A
3/16	16639300	16640800	16643070
13/64	16639320	N/A	N/A
7/32	16639330	16640810	16643080
15/64	16639350	N/A	N/A
1/4	16639360	16640820	16643090
9/32	16639380	16640830	16643100
5/16	16639390	16640840	16643110
11/32	16639400	16640850	16643120
3/8	16639410	16640860	16643130
13/32	16639420	N/A	N/A
7/16	16639430	16640870	16643140
1/2	16639440	16640880	16643150

SILVER & DEMING SHANK

280-UB



1/2" Reduced Shank, space age nitro-carburized steel withstands higher drilling temperatures while maintaining sharpness. 6" in length.

SILVER & DEMING			
DIA.	PART #	DIA.	280-UB
33/64	16629550	55/64	16629770
17/32	16629560	7/8	16629780
35/64	16629570	57/64	16629790
9/16	16629580	29/32	16629800
37/64	16629590	59/64	16629810
19/32	16629600	15/16	16629820
39/64	16629610	61/64	16629830
5/8	16629620	31/32	16629840
41/64	16629630	63/64	16629850
21/32	16629640	1"	16629860
43/64	16629650	1-1/32	16629870
11/16	16629660	1-1/16	16629880
45/64	16629670	1-3/32	16629890
23/32	16629680	1-1/8	16629900
47/64	16629690	1-5/32	16629910
3/4	16629700	1-3/16	16629920
49/64	16629710	1-7/32	16629930
25/32	16629720	1-1/4	16629940
51/64	16629730	1-5/16	16629950
13/16	16629740	1-3/8	16629960
53/64	16629750	1-7/16	16629970
27/32	16629760	1-1/2	16629980


SILVER & DEMING SET

Super Premium 1/2" Shank Drills, Black & Gold Finish. 135° Split Point, 6" Overall length. Three flats on Shank.



S&D-4SP # 16012250
Sizes: 9/16, 5/8, 3/4 and 1"

SUPER PREMIUM TAP & DIE SETS



18pc Set # 16057580

Super Premium, Heavy-Duty 135° Split Point, Black & Gold Jobber Length combined Spiral Point Taps
Sizes 1/16" thru 1/2" by 32nds.


Drill Sizes:

#36, 29, 25, 21, 7, F, 5/16, U & 27/64

Tap Sizes:

6-32, 8-32, 10-24, 10-32, 1/4-20, 7 5/6 -18, 3/8-16, 7/16-14 & 1/2-13

Spiral Point Plug Tap & Hex Drills



15pc Set #16035174

Set Contains:

HSS spiral point taps & HSS hex dies sizes: 6-32, 8-32, 10-24, 10-32, 12-24 & 1/4-20

T-Handle tap wrenches: 0 - 1/4"

Economy die stock & Screw pitch gauge.



25pc Set #16035173

Set Contains:

HSS spiral point taps & HSS hex dies sizes:
1/4-20, 1/4-28, 5/16-18, 5/16-24, 3/8-16, 3/8-24,
7/16-14, 7/16-20, 1/2-13 & 1/2-20

HSS pipe tap and hex die size: 1/8-27 NPT

T-Handle tap wrenches: 3/16" - 1/2"

Die stock & Screw pitch gauge.

Supplied in sturdy red plastic case.

Metric 23pc Set # 16035170

Set Contains:

HSS spiral point taps & HSS hex dies sizes:
3.0 - .50, 3.5 - .60, 4.0 - .70, 5.0 - .80, 8.0 - .125,
10.0 - 1.50 & 12.01 - 1.75

HSS pipe tap and hex die size: 1/8-27 NPT

T-Handle tap wrenches: 0 - 1/4" & 3/16" - 1/2"

Straight handle tap wrench: #4 - 1/2"

Die stock & Screw metric pitch gauge.

Supplied in sturdy red plastic case.

MULTI-DIAMETER STEP DRILLS 78-UB



Special moly alloy steel. Gold surface treated for maximum lubricity. Dual flute construction drills clean accurate holes in thin materials, quickly & easily. Use for rigid plastics such as plexiglas, wood or composite materials. A starter hole of the smallest step diameter will speed the drilling process.

STEP DRILLS

SIZE	PART #	# OF HOLE SIZES	RANGE	SHANK SIZE	STEP INC.	STEP THCKNS
1/8-1/2	16600700	13	1/8-1/2	1/4	1/32	1/8
3/16A	16600701	6	3/16-1/2		1/16	3/8
3/16B	16600702	12	3/16-7/8			1/8
1/4-3/4	16600703	9	1/4-3/4	3/8	1/32	5/32
9/16-1	16600704	8	9/16-1"			
13/16	16600710	10	13/16-1-3/8		1/8	*note
1/4 K0	16600711		1/4-1-3/8			



NOTE: Part # 16600711
Extra length steps at 7/8,
1-1/8 & 1-3/8 for conduit
knock-outs.

HEX SHANK STEP DRILL SET 78-QR (QUICK RELEASE)

Super Premium, Heavy-Duty 135° Split Point, Black & Gold Jobber Length combined with Super Premium Gold Spiral Point Taps, Gold Finish for maximum lubricity & torsional strength.

78-QR # 16001441

Sizes 1/8" - 1/2", 3/16" - 1/2" & 3/16" - 7/8"



BOLT & SCREW EXTRACTOR SET



BR-10 # 16058510 10pc Spiral Bolt Extractor Set

Five Super Premium left hand drills, gold finish.

Sizes:

3/32, 1/8, 3/16, 1/4 & 5/16 and five spiral screw extractors. Sizes 1, 2, 3, 4, & 5

CAR REAMER SET



51-UB, SM-4FS # 16012281

Super Premium 3 Flats on Shank
Five Super Premium left hand drills, gold finish.

Sizes:

5/16, 3/8, 7/16 and 1/2

HEAVY DUTY DRILL BITS

HEAVY DUTY



STUBBY/SCREW MACHINE

Black Finish, 135° Split Point, Surface Treated, High Speed Steel

EXTRA LONG HEAVY DUTY



EXTRA LONG LENGTH

Exceptional performance in deep hole drilling applications. Can drill 12 or more diameters deep, without drill removal to clear chips.

COBALT HEAVY DUTY



JOBBERS LENGTH

Gold Finish, Heavy Duty 135° Split Point. Cobalt permits speeds 30% over regular Heavy Duty Drills

DOUBLE ENDED



DOUBLE ENDED

Black Finish, 135° Split Point, Surface Treated, High Speed Steel

HEAVY DUTY DRILLS		
SIZE	SCREW MACHINE	JOBBER LENGTH
1/64	1644401	1611401
1/32	1644402	1611402
3/64	1644403	1611403
1/16	1644404	1611404
5/64	1644405	1611405
3/32	1644406	1611406
7/64	1644407	1611407
1/8	1644408	1611408
9/64	1644409	1611409
5/32	1644410	1611410
11/64	1644411	1611411
3/16	1644412	1611412
13/64	1644413	1611413
7/32	1644414	1611414
15/64	1644415	1611415
1/4	1644416	1611416
17/64	1644417	1611417
9/32	1644418	1611418
19/64	1644419	1611419
5/16	1644420	1611420
21/64	1644421	1611421
11/32	1644422	1611422
23/64	1644423	1611423
3/8	1644424	1611424
25/64	1644425	1611425
13/32	1644426	1611426
27/64	1644427	1611427
7/16	1644428	1611428
29/64	1644429	1611429
15/32	1644430	1611430
31/64	1644431	1611431
1/2	1644432	1611432
9/16	1644433	1611433
5/8	1644434	1611434
11/16	1644435	1611435
3/4	1644436	1611436
13/16	1644437	1611437
7/8	1644438	1611438
15/16	1644439	1611439

EXTRA LONG LENGTH DRILLS		
HEAVY DUTY		
SIZE	6"	12"
3/64	1657503	1658503
1/16	1657504	1658504
5/64	1657505	1658505
3/32	1657506	1658506
7/64	1657507	1658507
1/8	1657508	1658508
9/64	1657509	1658509
5/32	1657510	1658510
11/64	1657511	1658511
3/16	1657512	1658512
13/64	1657513	1658513
7/32	1657514	1658514
15/64	1657515	1658515
1/4	1657516	1658516
17/64		1658517
9/32	N/A	1658518
19/64		1658519
5/16	1657520	1658520
21/64		1658521
11/32	N/A	1658522
23/64		1658523
3/8	1657524	1658524
25/64		1658525
13/32	N/A	1658526
27/64		1658527
7/16	1657528	1658528
29/64		1658529
15/32	N/A	1658530
31/64		1658531
1/2	1657532	1658532

COBALT HEAVY DUTY DRILLS	
SIZE	JOBBER LENGTH
3/64	16608000
1/16	16608010
5/64	16608020
3/32	16608030
7/64	16608040
1/8	16608050
9/64	16608060
5/32	16608070
11/64	16608080
3/16	16608090
13/64	16608100
7/32	16608110
15/64	16608120
1/4	16608130
17/64	16608140
9/32	16608150
19/64	16608160
5/16	16608170
21/64	16608180
11/32	16608190
23/64	16608200
3/8	16608210
25/64	16608220
13/32	16608230
27/64	16608240
7/16	16608250
29/64	16608260
15/32	16608270
31/64	16608280
1/2	16608290

DOUBLE ENDED DRILLS	
SIZE	FRACTIONAL
7/64	1698807
1/8	1698808
9/64	1698809
5/32	1698810
3/16	1698812
7/32	1698814
1/4	1698816
SIZE	WIRE
11	1698811
20	1698820
30	1698830

Benefits of Heavy Duty Drill Bits



- Heavy Duty construction provides additional strength
- **American Made**
- Economical, all-purpose bits

DRILL SIZE	Decimal	DRILL SIZE	Decimal	DRILL SIZE	Decimal	DRILL SIZE	Decimal	DRILL SIZE	Decimal
00.10	.0039	54	.0550	25	.1495	H	.2660	29/64	.4531
97	.0059	01.40	.0551	03.80	.1496	06.80	.2677	11.80	.4646
96	.0063	01.45	.0571	24	.1520	06.90	.2717	15/32	.4688
95	.0067	01.50	.0591	03.90	.1535	I	.2720	12.00	.4724
94	.0071	53	.0595	23	.1540	07.00	.2756	12.20	.4803
93	.0075	01.55	.0610	5/32	.1562	J	.2770	31/64	.4844
92	.0079	1/16	.0625	22	.1570	07.10	.2795	12.50	.4921
00.20	.0079	01.60	.0630	04.00	.1575	K	.2810	1/2	.5000
91	.0083	52	.0635	21	.1590	9/32	.2812	13.00	.5118
90	.0087	01.65	.0650	20	.1610	07.20	.2835	33/64	.5156
89	.0091	01.70	.0669	04.10	.1614	07.30	.2874	17/32	.5312
88	.0095	51	.0670	04.20	.1654	L	.2900	13.50	.5315
87	.0100	01.75	.0689	19	.1660	07.40	.2913	35/64	.5469
86	.0105	50	.0700	04.30	.1693	M	.2950	14.00	.5512
85	.0110	01.80	.0709	18	.1695	07.50	.2953	9/16	.5625
84	.0115	01.85	.0728	11/64	.1719	19/64	.2969	14.50	.5709
00.30	.0118	49	.0730	17	.1730	07.60	.2992	37/64	.5781
83	.0120	01.90	.0748	04.40	.1732	N	.3020	15.00	.5906
82	.0125	48	.0760	16	.1770	07.70	.3031	19/32	.5938
81	.0130	01.95	.0768	04.50	.1772	07.80	.3071	39/64	.6094
80	.0135	5/64	.0781	15	.1800	07.90	.3110	15.50	.6102
00.35	.0138	47	.0785	04.60	.1811	5/16	.3125	5/8	.6250
79	.0145	02.00	.0787	14	.1820	08.00	.3150	16.00	.6299
1/64	.0156	02.05	.0807	13	.1850	O	.3160	41/64	.6406
00.40	.0157	46	.0810	04.70	.1850	08.10	.3189	16.50	.6496
78	.0160	45	.0820	3/16	.1875	08.20	.3228	21/32	.6562
00.45	.0177	02.10	.0827	12	.1890	P	.3230	17.00	.6693
77	.0180	02.15	.0846	04.80	.1890	08.30	.3268	43/64	.6719
00.50	.0197	44	.0860	11	.1910	21/64	.3281	11/16	.6875
76	.0200	02.20	.0866	04.90	.1929	08.40	.3307	17.50	.6890
75	.0210	02.25	.0886	10	.1935	Q	.3320	45/64	.7031
00.55	.0217	43	.0890	9	.1960	08.50	.3346	18.00	.7087
74	.0225	02.30	.0906	05.00	.1969	08.60	.3386	23/32	.7188
00.60	.0236	02.35	.0925	8	.1990	R	.3390	18.50	.7283
73	.0240	42	.0935	05.10	.2008	08.70	.3425	47/64	.7344
72	.0250	3/32	.0938	7	.2010	11/32	.3438	19.00	.7480
00.65	.0256	02.40	.0945	13/64	.2031	08.80	.3465	3/4	.7500
71	.0260	41	.0960	6	.2040	S	.3480	49/64	.7656
00.70	.0276	02.45	.0965	05.20	.2047	08.90	.3504	19.50	.7677
70	.0280	40	.0980	5	.2055	09.00	.3543	25/32	.7812
69	.0292	02.50	.0984	05.30	.2087	T	.3580	20.00	.7874
00.75	.0295	39	.0995	4	.2090	09.10	.3583	51/64	.7969
68	.0310	38	.1015	05.40	.2126	23/64	.3594	20.50	.8071
1/32	.0312	02.60	.1024	3	.2130	09.20	.3622	13/16	.8125
00.80	.0315	37	.1040	05.50	.2165	09.30	.3661	21.00	.8268
67	.0320	02.70	.1063	7/32	.2188	U	.3680	53/64	.8281
66	.0330	36	.1065	05.60	.2205	09.40	.3701	27/32	.8438
00.85	.0335	7/64	.1094	2	.2210	09.50	.3740	21.50	.8465
65	.0350	35	.1100	05.70	.2244	3/8	.3750	55/64	.8594
00.90	.0354	02.80	.1102	1	.2280	V	.3770	22.00	.8661
64	.0360	34	.1110	05.80	.2283	09.60	.3780	7/8	.8750
63	.0370	33	.1130	05.90	.2323	09.70	.3819	22.50	.8858
00.95	.0374	02.90	.1142	A	.2340	09.80	.3858	57/64	.8906
62	.0380	32	.1160	15/64	.2344	W	.3860	23.00	.9055
61	.0390	03.00	.1181	06.00	.2362	09.90	.3898	29/32	.9062
01.00	.0394	31	.1200	B	.2380	25/64	.3906	59/64	.9219
60	.0400	03.10	.1220	06.10	.2402	10.00	.3937	23.50	.9252
59	.0410	1/8	.1250	C	.2420	X	.3970	15/16	.9375
01.05	.0413	03.20	.1260	06.20	.2441	10.20	.4016	24.00	.9449
58	.0420	30	.1285	D	.2460	Y	.4040	61/64	.9531
57	.0430	03.30	.1299	06.30	.2480	10.30	.4055	24.50	.9646
01.10	.0433	03.40	.1339	1/4	.2500	13/32	.4062	31/32	.9688
01.15	.0453	29	.1360	E	.2500	Z	.4130	25.00	.9843
56	.0465	03.50	.1378	06.40	.2520	10.50	.4134	63/64	.9844
3/64	.0469	28	.1405	06.50	.2559	27/64	.4219	1	1.0000
01.20	.0472	9/64	.1406	F	.2570	10.80	.4252		
01.25	.0492	03.60	.1417	06.60	.2598	11.00	.4331		
01.30	.0512	27	.1440	G	.2610	7/16	.4375		
55	.0520	03.70	.1457	06.70	.2638	11.20	.4409		
01.35	.0531	26	.1470	17/64	.2656	11.50	.4528		

HUCK

Model 2025



PNEUDRAULIC TOOL

The Model 2025 is a high performance, ergonomic tool designed for use with blind rivets & small diameter two-piece Huck bolts. Made for both high speed production (**up to 35 fasteners/minute**) & repair applications. Lightweight, reliable & easy to use, these tools deliver a level of performance never before possible in a low cost pneudraulic tool.

Byler Part #:5912025

Fill Bottle
Part #:593120337



TOOL SPECIFICATIONS

- Sets:** 3/16" Bom, -12 Hucktainer; 3/16" & 1/4" Magna-Lok, Magna-Bulb, Auto-Bulb, Magna-Grip & C6L / 120L
- Weight:** 5.75 lbs.
- Req. Air Pressure:** 90-100psi
- Features:** in-line piston for one-stroke installation & a pintail deflector
- Fluid:** Automatic Transmission Fluid DEXTRON III® or equivalent
- Working Stroke:** .675"
- Capacity:** 5290 lbs @ 90 psi
- Options:** Extended Piston version (2025L) Optional Vacuum Collection System (2025V)

Model 2480



HYDRAULIC TOOL

The Model 2480 is a very lightweight tool which provides for high-speed installation of a wide range of HuckBolts and Huck blind fasteners. **Sets up to 32 fasteners per minute.** The tool has only one moving part, resulting in outstanding reliability and minimal maintenance. Great for use in limited clearance areas.

Byler Part #:5912480

TOOL SPECIFICATIONS

- Sets:** 3/16" Bom, -12 Hucktainer; 3/16" & 1/4" Magna-Lok, Magna-Bulb, Auto-Bulb, Magna-Grip & C6L / 120L
- Weight:** 2.2 lbs.
- Pull Pressure:** 8400 psi
- Return Pressure:** 3200 psi
- Stroke:** .85"
- Pull Capacity:** 5700 lbs

Nose Assemblies for 2025 & 2480

FASTENERS	DIA.	STANDARD 3"	LONG 6"
BOM®	3/16"	59299994	N/A
Magna-Lok® Magna-Bulb®	3/16"	592993300	
	1/4"	592993301	
		592993303*	592993306*
	3/16" & 1/4"	592993487	N/A
Hucktainer®	3/8"	592993464	
Hucklok® Autobulb®	3/16"	592993303	-
	1/4"	592993305	-
Magna-Grip®	3/16"	592991456	592991457
		592993201	592993202
	1/4"	592991458	592991459
		592993204	592993205
Magna-Tite®	3/16" 1/4"	5929934876	-
C6L®	3/16"	592993003	N/A
	1/4"	592993006 592992564	

*Replaceable Anvil Insert

Hydraulic Hose Assemblies



PART #	LENGTH
59311830912	12 ft
59311830926	26 ft
59311830938	38 ft
59311830952	52 ft

Complete Huck Cab Kit



Part # 650002

Includes:

- 2025 tool
- Four Nose Assemblies
- Magna-Loks®
- Huck Bolts® & Collars®
- Stainless Huck Bolts®
- "Paccar" Huck Bolts®
- Variety of Steel Inserts
- 2 Expandable Insert Tools

Hydraulic POWERIGS® for Model 2480



Part # 591940

940 RIG

- Operates:** 1 tool only
- Flow Rate:** .3 GPM
- Power:** Electric: 115 or 220 volts, single phase
- Weight:** 75 lbs, operational; 66 lbs without fluid
- Length:** 12.5" L x 10.5" W x 18" H



Part # 591918

918 & 918(-5) RIGS

- Operates:** 2 tools
- Flow Rate:** 2 GPM
- Power:** Electric: 220, 440 or 550 volts, 3 phase
- Weight:** 708 lbs, operational; 585 lbs without fluid
- Length:** 44" L x 25" W x 30" H
- Also Available:** **918(-5) RIG** operates up to 3 tools **Part # 5919185**



Ask your Byler Sales Representative about Huck Tooling Rentals!

HUCK

Model 256



PNEUDRAULIC TOOL

The Model 256 tool is designed for high-speed production applications, able to **install up to 20 fasteners per minute**. It features a concentric (inline) pull piston and new front gland design, allowing for easy piston removal & increased seal life, which adds to its durability.

Byler Part #:591256

Fill Bottle
#:693120337

Stall Nut
#:120824



Fill Tool
#:1124665

TOOL SPECIFICATION

- Sets:** 3/16", 1/4", 5/16" & 3/8" Huck bolts & fasteners in all alloys
- Weight:** 11.1 lbs without nose assembly
- Req. Air Pressure:** 90-100 psi
- Stroke:** 1.026"
- Pull Capacity:** 9986 lbs
- Fluid:** Automatic Transmission Fluid DEXTRON III® or equivalent

Sets 5/16 & 3/8 Huck Fasteners!

Model 2581



HYDRAULIC TOOL

The Model 2581 is a lightweight tool designed for use in a wide range of high-speed production applications. With only one moving part, the tool provides for increased reliability and requires minimal maintenance. An offset piston design allows the Model 2581 to easily fit in limited clearance applications. Each tool is complete with hydraulic hoses and couplings, electric switch and cord

Byler Part #:5912581

TOOL SPECIFICATION

- Sets:** 3/16", 1/4", 5/16" & 3/8" Huck bolts & fasteners in all alloys
- Weight:** 5.5 lbs without nose assembly
- Stroke:** .937"
- Pull Pressure:** 8400 psi
- Pull Capacity:** 10,700 lbs @ 7400 psi
- Fluid:** Automatic Transmission Fluid DEXTRON III® or equivalent

Nose Assemblies for Model 256 & 2581

FASTENERS	DIA.	STANDARD 3"
BOM®	3/16"	99-1053
	1/4"	99-830-1
	3/8"	99-1272
	5/16"	99-769
Magna-Lok®	3/8"	99-3318
C6L®	3/16"	99-2558
	1/4"	99-2564
	5/16"	99-99-245
	3/8"	99-100-245
Floortight®	1/4"	99-3341
	5/16"	99-3452
Magna-Bulb®	5/16"	99-3307
Magna-Grip®	3/16"	99-3206
	1/4"	99-1290
		99-3207
	5/16"	99-1439
3/8"	99-1440	

Protect Your Investment!

In-line Air Regulators are highly recommended for **ALL AIR & PNEUDRAULIC TOOLS**. They maintain continuous air pressure at the tool. **Part #: 6001100**



Pressure Gauge #124833

The T-124833 pressure gauge is a device for measuring pressure settings of Huck PowerRig Hydraulic Units. It consists of needle valve, two pressure gauge a hose, & hydraulic couplers that connect to the unit. MAX PSI 10,000

Hydraulic POWERIGS® for Model 2581



Part # 591940

940 RIG

The Model 940 POWERIG® is a portable unit sized for moderate production and repair applications. Choice of 115 or 220 Volt AC power, single phase. Has adjustable hydraulic outputs and quick-connect couplers for connecting installation tool hoses.

- Operates:** 1 tool only
- Flow Rate:** .3 GPM
- Power:** Electric: 115 or 220 volts, single phase
- Weight:** 75 lbs, operational; 66 lbs without fluid
- Length:** 12.5" L x 10.5" W x 18" H

918 RIG

The Model 918 POWERIG® is the largest hydraulic unit offered by HUCK. Sized for high production applications the unit can operate up to two tools independently. A 22-gallon reservoir stores hydraulic fluid, with a filter-strainer in the suction line to assure clean, filtered fluid. This electrically powered model also delivers sufficient power to operate the tools up to 100 feet away.

- Flow Rate:** 2 GPM
- Power:** Electric: 220, 440 or 550 volts, 3 phase
- Weight:** 708 lbs, operational; 585 lbs without fluid
- Length:** 44" L x 25" W x 30" H



Part # 591918

Also Available: **918(-5) RIG** operates up to 3 tools
Part # 5919185

Hydraulic Hose Assemblies



PART #	LENGTH
59311830912	12 ft
59311830926	26 ft
59311830938	38 ft
59311830952	52 ft

HUCK

Model 202



PNEUDRAULIC TOOL

The Model 202 is a lightweight, high-speed tool. **Suited for both production and maintenance repair where 3/16" Huck Bolts & 1/4" and smaller blind diameter fasteners are used.**

The 202 features an in-line piston for production rates of up to 35 installations per minute. The 202's ergonomically designed handle and light weight combine to minimize operator fatigue.

Byler Part #: 591202



TOOL SPECIFICATION

Sets: 3/16" & 1/4" Magna-Lok, Magna-Bulb, Auto-Bulb, 3/16" Magna-Grip & C6L / 120L

Weight: 5.1 lbs without nose assembly

Req. Air Pressure: 90-100 psi

Stroke: .750"

Hydraulic Fluid: Automatic Transmission Fluid DEXTRON II® or equivalent

Pull Capacity: 3889 lbs

Options: 202B - with pintail collection bottle
202V - with vacuum assist pintail collection bottle
202L - with extended piston
202LV - with vacuum & extended piston

Model 2022



PNEUDRAULIC TOOL

The Model 2022 is a lightweight, high-speed tool. Suited for both production and maintenance/repair where 3/16" Huck Bolts & 1/4" and smaller blind diameter fasteners are used. Ergonomically designed handle.

Byler Part #: 5912022

TOOL SPECIFICATION

Sets: 3/16" & 1/4" Magna-Lok, Magna-Bulb, Auto-Bulb, 3/16" Magna-Grip & C6L / 120L

Weight: 5.4 lbs

Req. Air Pressure: 90-100 psi

Stroke: 1.026"

Pull Capacity: 3889 lbs

Options: 2022B - with pintail collection bottle
2022V - with vacuum assist pintail collection bottle
2022L - with extended piston
2022LV - with vacuum & extended piston

Model 2024



PNEUDRAULIC TOOL

The Model 2024 is the workhorse of the Huck 2000 Series. It combines added stroke & increased pulling capacity to handle most jobs using up to 1/4" blind fasteners & two piece bolts. It is designed to pull 1/4" HuckLok in one stroke.

Byler Part #: 5912024

TOOL SPECIFICATION

Sets: 3/16" Huckbolts; 3/16" & 1/4" Magnalok; 3/16" & 1/4" HuckLok

Weight: 5.5 lbs

Req. Air Pressure: 90-100 psi

Stroke: .850"

Capacity: 3993 lbs @ 90 psi

Options: 2024L - with extended piston

Model 2015



PNEUDRAULIC TOOL

The Model 2015 is a lightweight, high-speed tool that features an in-line piston for one-stroke installations of up to 35 cycles per minute. Ergonomically designed handle. Anvil inserts for nail-type rivets can be easily changed out to accommodate various sizes. The tool's nose diameter of .78" makes it ideal for close clearance applications.

Byler Part #: 5912015

TOOL SPECIFICATION

Sets: 3/16" & 1/4" Magna-Lok, Magna-Bulb & Auto-Bulb

Weight: 5.6 lbs

Req. Air Pressure: 90-100 psi

Stroke: .683"

Capacity: 90 psi

Options: Nose Inserts 125154 & 125155 are furnished with tool; others sold separately.

LEGEND

- * Replaceable Anvil
- ** Countersunk Avail.
- *** Button Head Avail.
- ° Available in 3/32", 1/8" & 5/32"
- § Available in 1/8", 5/32"

Nose Inserts for 2015

FASTENERS	DIA.	INSERT
Auto-Lock®, Auto-Clamp® & Auto-Bulb®	3/16"	59125154
Magna-Lok® & Magna-Bulb®	3/16"	59125154**
Magna-Tite®	3/16"	59125280**
	1/4"	59125282***
Grip-Rite®	3/16"	59125154 °
Stronghold®	3/16"	59125283 §
Peel®	1/4"	59125184

Nose Assemblies for 202, 2022 & 2024

FASTENERS	DIA.	STANDARD 3"	LONG 6"
Magna-Grip®	3/16"	592991456	592991457
		592993201	592993202
C6L®	3/16"	592993003	N/A
Magna-Lok®	3/16"	592993300	
		592993003*	
		592993301	
	1/4"	592993305*	592993306*
	3/16" & 1/4"	592993487	N/A

Model 244BT



PNEUDRAULIC TOOL

The **Model 244BT** is designed for rapid installation of Huck Bobtail 3/16" and 1/4" diameters. The lightweight tool, featuring a minimal moving parts design, provides for fast, uniform installations, and delivers optimum stroke for one-cycle installation of fasteners.

Byler Part #: 59124401

TOOL SPECIFICATION

Sets: 3/16" Grade 2 Bobtail, 1/4" Aluminum Grade 2 steel, & 430ss stainless steel Bobtails, 5/16" Aluminum Bobtail

Weight: 6 lbs 5oz without nose assembly

Req. Air Pressure: 100 psi

Stroke: 1.032"

Hydraulic Fluid: Automatic Transmission Fluid DEXTRON II® or equivalent

Pull Capacity: 2365lbs

Max Operating Temp: 125 Degrees F

Speed Cycle: 30 per min.

Max Flow: 6.3 scfm

Model 256BT



PNEUDRAULIC TOOL

The **Model 256BT** is designed for rapid installation of Huck Bobtail fasteners. The 256BT features optimum stroke, one cycle fastener installation and minimal moving parts. The 256BT includes standard inline nose assemblies, ranging from 5/16" to 3/8"

Byler Part #: 59125601

TOOL SPECIFICATION

Sets: 5/16" & 3/8" Bobtail fasteners

Weight: 11lb

Req. Air Pressure: 90 psi

Stroke: 1.275"

Hydraulic Fluid: Automatic Transmission Fluid DEXTRON II® or equivalent

Pull Capacity: 6700 lbs at 90 psi.

Overall Height: 14.850"

Flow Rate: 22.4 scfm

Speed Cycle: 30 per min.

Power Source: Powerig Hydraulic Unit

Nose Assemblies & Collar Cutters for 244BT & 256BT

TOOL	FASTENERS	DIA.	STANDARD 3"	Collar Cutter
244BT BOBTAIL®		3/16"	592997921	-
		1/4"	592997932	99-7932CC
		5/16" Aluminum Only	592997933	-
256BT BOBTAIL®		5/16"	592997923	99-2923CC
		3/8"	592997924	99-7924CC

We Recommend:

In-line Air Regulator

Part #: 6001100



Model 256



PNEUDRAULIC TOOL

The Model 256 tool is designed for high-speed production applications, able to **install up to 20 fasteners per minute**. Designed to install various fasteners from 3/16", 1/4" 5/16" and 3/8" blind fasteners and 2 piece lockbolts. It features a concentric (inline) pull piston and new front gland design, allowing for easy piston removal & increased seal life, which adds to its durability.

Byler Part #:591256

Fill Bottle
#:693120337



Stall Nut
#:120824



Fill Tool
#:1124665

TOOL SPECIFICATIONS

Sets: 3/16", 1/4", 5/16" & 3/8" Huck bolts & fasteners in all alloys

Weight: 11.1 lbs without nose assembly

Req. Air Pressure: 90-100 psi

Stroke: .896"

Pull Capacity: 9986 lbs at 90psi

Air Consumption: 22.5 CFM, based on 18-20 cycles per minute

Fluid: Automatic Transmission Fluid DEXTRON III® or equivalent

Sets 5/16 & 3/8 Huck Fasteners!

Nose Assemblies for 256

FASTENERS	DIA.	STANDARD 3"	FASTENERS	DIA.	STANDARD 3"	FASTENER	DIA.	STANDARD 3"	FASTENER	DIA.	STANDARD 3"
BOM®	3/16"	592991053	Magna-Bulb®	5/16"	592993307	C6I/C120I	5/16"	592999245	Magna-grip®	1/4"	592993207
	1/4"	592998301		3/16"	592992558		3/8"	59299100245		5/16"	592992439
Magna-lok®	3/8"	592993318		1/4"	592992564	Magna-grip®	3/16"	592993206 MTO		3/8"	592991440

Portable Installation Tools



Byler Part #: 581000

Accubird®

The **AccuBird®** is a cordless, battery operated blind rivet installation tool. Nosetips for 3/32", 1/8", 5/32" and 3/16" diameter rivets are housed within the tool along with an integral wrench for quick setup changes. Sets: 3/32" to 3/16" diameter rivets.

BENEFITS OF ACCUBIRD® & POWERBIRD®

- Cordless
- Battery Operated
- Reliable
- Powerful
- Safe

Tool Specifications:

Sets: 3/32" to 3/16" diameter rivets

Weight: 4.8 lbs

Recharge: one hour

Stroke: .79"

Traction Power: 1900 lb

Includes: 12 volt battery pack, 110v/50Hz battery charger, 4 nosepieces & a heavy duty steel carrying case

Options: Extra length nosepieces & additional power packs available.

Tool Specifications:

Sets: 3/16" & 1/4" rivets, 9/32" bulb-tites

Weight: 4.8 lbs

Recharge: one hour

Stroke: .79"

Traction Power: 2900 lb

Includes: 12 volt battery pack, 110v/50Hz battery charger, 4 nosepieces & a heavy duty steel carrying case

Options: Additional power packs available.



Byler Part #: 581001

Powerbird®

The **PowerBird®** is a cordless, battery operated blind rivet tool that pulls 3/16" rivets & 9/32" bulb-tites. Its 2900 lbs of setting force enable it to install up to 1/4" rivets in all materials, including structural blind rivets.

Comes complete with two 3/16" & two 1/4" nose pieces. To set 9/32" Bulb-tites, the following parts are needed:

RV8840-B9 **Part #: 4972509**
RVA173 Adapter **Part #: 497173**

Pneumatic/Hydraulic Tool



Byler Part #: 5812000

PH2000®

The **PH2000's** composite construction provides high power & low overall tool weight. The integrated vacuum and spent mandrel collection system eliminate mandrel debris. It can also be set up for use with Bulb-tite Rivets

Tool Specifications:

Sets: Up to 1/4" in all materials

Weight: 4 lbs

Pulling Strength: 3525 lb @ 90 psi

Operating Air Pressure: 85-115 psi

Stroke: .875"

Hydro-Pneumatic Riveting Tools



Taurus® Series

The **Taurus** tools come in four different sizes with power & stroke optimized for a wide range of rivet applications. Taurus' improved jaw system further increases jaw traction and extends jaw life to reduce maintenance.

Taurus 1 Part #: 5817560001
Taurus 2 Part #: 5817590023
Taurus 3 Part #: 5817580010
Taurus 4 Part #: 5817590001

Benefits of Taurus® Series

- Cushioned Grip
- Low Operator Fatigue
- Reduced Maintenance
- Cost Effective
- Quiet Operation
- 3-jaw Traction Systems

Tool Specifications:

Taurus 1

Sets: 1/8" all materials & 5/32" aluminum/steel

Weight: 2.87 lbs

Pulling strength: 1150 lbs. @ 90 Psi

Working stroke: .590"

Operating Air Pressure: 90 psi

Taurus 3

Sets: up to 1/4" rivets all materials

Weight: 4.19 lbs

Pulling strength: 3900 lbs. @ 90 Psi

Working stroke: .984"

Operating Air Pressure: 90 psi

Taurus 2

Sets: up to 3/16" blind rivets all materials

Weight: 3.75 lbs

Pulling strength: 2500 lbs. @ 90 Psi

Working stroke: .709"

Operating Air Pressure: 90 psi

Taurus 4

Sets: up to 1/4" structural blind rivets

Weight: 4.4 lbs

Pulling strength: 5500 lbs. @ 90 Psi

Working stroke: .750"

Operating Air Pressure: 90 psi



Bulb-Tite Tooling



RV74G

**RV74G
Electric Tool**

The **74G** is the newest Electric Powered Bulb-tite installation tool designed for Metal Building Construction applications. It replaces the RV73G. *Pulling head sold separately.*

Byler Part #: 497039

Tool Specifications:

Sets: 5/32", 3/16", 1/4" & 9/32" Bulb-tite rivets

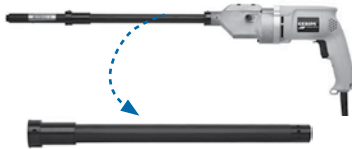
Weight: 6.5 lbs. with pulling head attached

Length: 14" without pulling head, 18" with pulling head

Traction Power: 3,000 lbs

Working Stroke: Continuous reciprocating .375" per cycle

Pulling Heads



**RV74-EXT
Pulling Head Extension**
Byler Part #: 497074

**RV8840
Bulb-Tite Pulling Head**



Designed for use with RV74G & RV28G. The **RV8840** series pulling heads set all Bulb-tite head styles except RV6602.

RV8840 Bulb-Tite Pulling Heads

Specify Bulb-Tite diameter when ordering to determine part #:

DIA.	PART #	DESCRIPTION
5/32"	4972505	for use with 5/32" rivets
3/16"	4972506	for use with 3/16" rivets
1/4"	4972508	for use with 1/4" rivets
9/32"	4972509	for use with 9/32" rivets

Length: 6.5"

"Shavehead" Tools



HS310

**HS310
Rivet Head Shavers**

The shaving tool attaches to standard drills to shave and finish the heads on the RV6607 series of shaveable aluminum Bulb-tite rivets.

Cutter Tips

5B = # 492455 6B = # 593124351
6S = # 49263310



snip shaved



RV57 Mandrel Trimmer

The **RV57** Trimmer is designed to trim excess shavehead mandrels. **Byler Part #: 497601**

Shaving Tools:

HEAD	PART #	DESCRIPTION
5B	497608	for use with 5/32" rivets
6B	497609	for use with 3/16" & 1/4" rivets
6S	497612	for use with 1/4" rivets with 5/8" head dia. *NEW*



24RE Bulbtite Removal Tool

The 24RE is designed to remove aluminum 9/32" (only) Bulb-tite rivets. **Byler Part #: 497642**

Manual Tools



Flipper

The **Flipper** has a unique ratcheting mechanism that reduces setting effort by 40%. Its ergonomic handles feature cushioned rubber grips. The mandrel collector also houses additional nose tips and wrench for easy changeover.

Byler Part #: 581003

Tool Specifications:

Sets: up to 3/16" aluminum/steel rivets

Weight: 1.6 lbs.

Length: 8.35"

Stroke: total: .638" single action: .070"



SN-2

The **SN-2 Lazy Tong Manual Riveting Tool** has a slim design for hard to reach riveting applications. The lattice levering system reduces operator fatigue.

Byler Part #: 5810021

Tool Specifications:

Sets: up to 1/4" rivets all materials

Weight: 4.6 lbs.

Length: 11.625" (Closed) 32.75" (Opened)

Stroke: .433"



HN-2

The **HN-2** is designed for comfort, safety and utility. The lever and gear design reduces physical strength required for all rivet sizes. The HN-2 has a spent mandrel collection system which swivels for easy removal

Byler Part #: 581002

Tool Specifications:

Sets: up to 1/4" rivets all materials **Weight:** 4 lbs.

Stroke: .394"

Length: 22"

Note: To set 9/32" Bulb-tites, the following parts are needed:

RV8840-B9 **Part #: 4972509**
RVA173 Adapter **Part #: 497173**

Air Riveters

POP  Avdel



BENEFITS OF PRG540 & PRG510

- Proven Reliability
- Durable
- Low cost
- Production quality
- Lightweight



Ask your Byler Sales Representative about POP Tooling Rentals!

PRG540

The Model **PRG 540** is an extremely strong, robust and reliable heavy duty pneumatic-hydraulic rivet tool. **Its low cost & proven reliability make it our #1 seller for blind rivet installation.** Comes complete to pull 3/16" & 1/4" diameter rivets. Includes jaws, nosetips & jaw pusher.

Byler Part #: 5707540

Tool Specifications:

Sets: POP®'s full range of blind fasteners from 3/32" to 1/4" in all alloys

Required Air Pressure: 85 psi maximum

Stroke: .687"

Weight: 4.85 lbs

Dimensions: 7-1/2" L, 11-3/16" H, 4-3/4" Base Dia.

Available with either a deflector (PRG) or Mandrel Collection System (MCS)

PRG510



The Model **PRG 510** is a simple, effective, and compact pneumatic rivet tool that is strong and trouble-free for continuous high-production riveting. Comes complete to pull 1/8", 5/32" & 3/16" diameter rivets. Includes jaws, nosetips & jaw pusher.

Byler Part #: 5707510

Tool Specifications:

Sets: 3/32" to 5/32" stainless steel pulls POP®'s full range of blind fasteners from 3/32" to 3/16" in aluminum *does NOT pull 3/16" all steel

Required Air Pressure: 85 psi

Weight: 4 lbs

Options: Extended nose housing available (Model PRG 511).

Available with either a deflector (PRG) or Mandrel Collection System (MCS)

Protect Your Investment!



In-line Air Regulators are highly recommended for **ALL AIR & PNEUDRAULIC TOOLS.** Air regulators are in stock. They maintain continuous air pressure at the tool. **Part #: 6001100**

Jaw Lube

Part #: 5707510130



Cordless Battery Riveter

Proset® PB3400



The ProSet PB3400 battery powered rivet tool – cordless design is designed for portability, durability, and easy maintenance. Sets up to 1000 structural blind rivets in 3/16" and 1/4" diameter per battery charge. Easy to Use with the Quick Release nose housing & jaw guide. **Sets 3/16" and 1/4" rivets**

Byler Part #: 570734002

Tool Specifications:

Sets: 3/16" and 1/4" Structural Blind Rivets

Stroke: 30mm

Weight: 2.10 kg with 2.0Ah battery, 2.42 kg with 4.0 Ah battery

Batteries: DeWalt 20V XR Li-ion 2.0Ah battery pack or DeWalt 20V XR Li-ion 4.0Ah battery pack

Pulling Force: 18,000 N

Options: Delivered in sets with 18V Li-on Batteries including fast charger and 6.4 mm flat nose piece equipment.



Manual Riveters

PS45



The **PS45** Heavy Duty Lever Rivet Tool is heavy duty with robust steel construction. Its two-position telescopic levers extend to maximize leverage and pulling force & non-extended position makes tool more compact.

Byler Part #: 570745

Tool Specifications:

Sets: rivets 1/4" diameter including high strength

Length: 19.3", 26.2" extended

Weight: 5.7 lbs

Nosepieces included: 1/8", 5/32", 3/16" & 1/4" rivets

Includes: nosepiece wrench & integral removal mandrel collector.

PS15



The **PS15** is a Professional Hand Plier Rivet Tool with robust aluminum casting and vanadium steel handle design & contoured handle grips for comfort. Rivet retaining handle design for one-handed riveting.

Byler Part #: 5707155

Tool Specifications:

Setting capacity: aluminum rivets up to 3/16"

Nosepieces included: 3/32", 1/8", 5/32" & 3/16" rivets

Includes: nosepiece wrench

**ProSet® XT Series
Hydro-Pneumatic Riveters**

BENEFITS OF PROSET® XT RANGE OF RIVETERS

Ergonomic

- Lightweight polymer construction
- On/Off left or right swivel air fitting for flexibility
- Directionable air exhaust

Performance

- **Quick disconnect nose housing**
- Quick disconnect jaw case
- Quick disconnect Mandrel Collection System



XT1

The **ProSet® XT1 Rivet Tool** is the lightest weight and reliable pneumatic/hydraulic rivet tool of the Proset Family. It has the highest force to weight ratio of any blind riveting tool in the industry. The ergonomic design is excellence for efficiency and comfort. The robust rubber tool base is desinged to avoid damage. **Sets Small Diameter 3/32" thru 5/32" rivets.**

Byler Part #: 50176001-00001

Tool Specifications:

Sets: 3/32" Open End/Closed End Rivets, 1/8" Pull-Thru, 1/8"-5/32" Avex, 1/8" Stavex, 1/8" Avibulb, 1/8"-5/32" Bulbex

Required Air Pressure: 90-101.5 lbf

Stroke: .700"

Weight: 2.58 lb

Pull Force: 1461 lbf

Cycle Time: 4 Seconds



XT2

The **ProSet® XT2 Tool** is compact, light weight and a reliable pneumatic/hydraulic power tool. Ideal for production environments. Designed to **Set a wide range of breakstem rivets from 3/32" to 3/16"** with a high pull force ratio of 2001 lbf. The robust rubber base is designed to avoid damage.

Byler Part #: 50176002-00001

Tool Specifications:

Sets: 1/8"-3/16" Open End/Closed End Rivets, 1/8" Pull-Thru, 1/8"-3/16" Avex, 1/8"-3/16" Stavex, 3/16" V-grip, 1/8"-3/16" Avibulb, 3/16" Interlock, 1/8"-3/16" Bulbex, 3/16" Monobolt (add nose assembly)

Required Air Pressure: 90-101.5 lbf

Stroke: .790"

Weight: 2.78 lbs.

Pull Force: 2001 lbf



XT3-Avdel

The **ProSet® XT3-Avdel Tool**, designed to set blind structural rivets at high speeds. A vacuum system for rivet retention and mandrel collection system for spent mandrels is standard with each tool. With the right nose and steel housing, it is ready to **Set up to 1/4" structural blind rivets.**

Byler Part #: 50176003-000031

Tool Specifications:

Sets: Blind Structural Rivets **up to 1/4"** in Aluminum, Steel & Stainless

Required Air Pressure: 72.5 - 101.5 lbf

Stroke: 1.02"

Weight: 4.41 lbs.

Pull Force: 3822 lbf

Cycle Time: .9 seconds



XT4

The **ProSet® XT4 Rivet Tool** is the strongest tool of the Proset Family. Highest pull force. It sets a large range of breakstem rivets, lockbolts and sealing plug sizes. The large stroke of 26mm allows the placement of larger rivets like Monobolt & Interlock structural blind rivets.

Byler Part #: 50176004-00001

Tool Specifications:

Sets: a wide range of blind breakstem rivets, including 1/4" structural high strength and stainless steel. Plus lockbolts.

Required Air Pressure: 90-101.5 lbf

Stroke: .71"

Weight: 4.41 lb

Pull Force: 5193 lbf

Cycle Time: 1.0 Seconds

We Recommend for ALL XT tools:

In-line Air Regulator

Part #: 6001100



Jaw Lube

Part #: 5707510130



Rivet Presenter®



The **RP4, RP5 & RP6 Rivet Presenters** allow your operators to spend more time building quality assemblies and less time handling rivets!

***POP® Rivet Presenters must have a specified receptacle for each size of rivet. Ask your Byler Rivet Salesman for the correct receptacle part number.**

Byler Part #: 5707181604

Tool Specifications:

Sets: RP4 sets 1/8" POP® rivets

RP5 sets 5/32" POP® rivets

RP6 sets 3/16" POP® rivets

Pulling force: 1700 lbs. at 85 psi

Air pressure: 85 psi

Mandrel Collectors: Capacity 8500 mandrels approx.

Rivet Feeders: Rate 60 rivets per minute.

Stroke: .63"

Pneumatic Tools

SSG Series



Spin-Spin Tools

Both tools have a quick-change nose assembly allowing head replacement with no additional tools.



ARO Series



Sets the following:

POP®



PNT1000L-PC

The PNT1000L-PC is a heavy-duty spin-pull to pressure POP NUT tool. It features a push to thread on mandrel, an auto adjust stroke as the material thickness varies, quick release mandrel system, one step trigger and a reverse override button. This heavy duty tool is designed to set larger size blind rivet nuts from 1/4-20 to 1/2-13 (M6 to M12)


Byler Part #: 57971000 Sets the following:



Tool Specifications:

Installs: 20 parts per minute
Weight: 6.1 lbs
Stroke: .05 - .413 lbs
Pull Force: 6,550 lbf @ 87 psi
Pressure: 72.5 - 87 psi
Sets Inserts: 1/4-1/2; M6-M12

Nosepiece styles available for PNT1000L-PC and PNT800L-PC



POP®



PNT800L-PC SmartSet®

The PNT800L-PC is a spin-pull to pressure POP NUT tool that can install the full thread size range of the TK, TL, and TH products. It features a push to thread on mandrel, and an auto adjust stroke as the material thickness varies. The PNT800L-PC also features a quick release mandrel system, one step trigger and reverse override button.

Byler Part #: 5707800 Sets the following:



Tool Specifications:

Installs: 20 parts per minute
Weight: 4 lbs
Stroke: .05 - .335 lbs
Pull Force: 4,590 lbf @ 87 psi
Pressure: 72.5 - 87 psi
Sets Inserts: 8-32-3/8; M4-M10

FLEX TOOL

One tool with Pull to Pressure & Pull to Stroke Capabilities.



The all aluminum Flex tools have a quick-change mandrel design, single stage trigger, push to start nose piece to spin on fastener, and is upgradeable to process monitoring.

Flex-5P = Pull to Pressure Byler Part #: 0201500
 Flex-5S = Pull to Stroke Byler Part #: 02015001

Conversion kits required to change 5P to 5S & 5S to 5P

Sets the following:



Tool Specifications:

Weight: 4.2 lbs
Stroke: .276 inch
Pull Force: 5,000 lbf @ 90 psi
Motor Speed On: 1,500 rpm
Motor Speed Off: 2,000 rpm
Cycle Time: 2-3 sec
Sets Inserts: 4-40-3/8-16; M3-M10

Installs Riv-Floats®



Hand Tools



PNT210 Manual Ratchet Tool Kits

The **PNT210** is a heavy-duty ratchet styled tool and can install the full range of POP NUT® fasteners in all thread sizes. The 210 tool is featured with a stroke control gauge and setting function.

Sets Inserts: 10-24, 10-32, 1/4-20, 5/16-18 & 3/8-16
M6, M8, M10 & M12

Mandrels Included!

Knurled Body
PNT210-IP
PNT210-MP

Pilot Nosepiece



TL TK TH

Smooth Body
PNT210-I
PNT210-M

Flat Nosepiece



ST



PNT310 Level Tool Kit w/plunger

The **PNT310** is a double lever tool with a pull-to-remove plunger. The 310 is designed to install the full range of POP NUT® products. The 310 tool is featured with a stroke control gauge.

Sets Inserts: 10-24, 10-32, 1/4-20, 5/16-18 & 3/8-16
M5, M6, M8, M10 & M12
(Mandrel & nose pieces included)

Optional: 6-32, 8-32, 1/2-13
(Mandrel & nose pieces sold separately)

Knurled Body
PNT310-IP
PNT310-MP



TL TK TH

Smooth Body
PNT310-I
PNT310-M



ST



AA112 Hi-Torquer Tool

Sets Inserts: 4-40 to 1/4-20
M3 to M10



AT AW



AA170 Plier Tool

Sets Inserts: 6-32 to 3/8-16
M4 to M10



AL AK

Conversion Kits Available!

Manual/Expendable Tools

BOLLHOFF
C722



Sets: Rivnut®

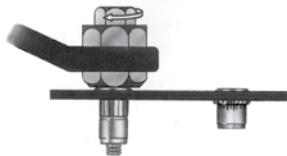
C845



Sets: Rivnut®

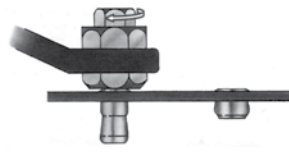


AA181



Sets Inserts: 6-32 to 1/2-13
M4 to M12

AA916



Sets Inserts: 4-40 to 1/2-13
M3 to M12



RNHT



Sets Inserts: 6-32 to 3/8-16
M3 to M10

Kits



Kit 2292 Master Assortment Kit

Contains AA170 plier tool and 250 pieces of the AL Series: 6-32 to 3/8-16 UNC.

Byler Part #: 02022292

Kit 2293 Metric Master Assortment Kit

Contains AA170 plier tool and 200 pieces of the AL Series: M4 to M10 ISO.

Byler Part #: 02022293



AL



LHF 202 Imperial Insert Tool with Set-ups

Contains Imperial Tool designed to install any rivet nut and includes set-ups for 8-32, 10-24, 1/4-20, 5/16-18, 3/8-16, and 1/2-13.

Byler Part #: 02022202

LHF 202M Metric Insert Tool with Set-ups

Contains Metric Tool designed to install any rivet nut and includes set-ups for M4, M5, M6, M8, M10, and M12.

Byler Part #: 02022201

Installs Riv-Floats®



Kit 34501 Thread Setter Kit

Contains the 39200 thread-setter tool and includes mandrels and nosepieces for 6-32, 8-32, 10-24 sizes and a mandrel for 1/4-20. The kit also includes 103 assorted Rivet-nuts and Poly-nuts, instructions and wrench.

Byler Part #: 5534501

Other Kits Available!

Air Hammers



CP714

The CP714 is an air hammer for professionals who want the best. This is the most controllable CP Hammer available has a extra sensitive tease throttle because of its spool valve which controls starts and stops.

Byler Part # 6021010714

Tool Specifications:

Shank Opening: .401
Average Air Consumption: 2.13 cfm
Bore Diameter: 9/16"
Piston Stroke: 3-1/8"
Min. Hose Size: 3/8"
Weight: 3.3 lbs
Air Inlet: 1/4" NPTF

Ideal For:

1. Front end work
2. Bushing removal
3. Installation of walking beams
4. Removal of truck springs

Tool Specifications:

Shank Opening: .498
Average Air Consumption: 3 cfm
Bore Diameter: 3/4"
Piston Stroke: 2-11/16"
Min. Hose Size: 3/8"
Weight: 4.75 lbs
Air Inlet: 1/4" NPTF



CP717

The CP717 is a Super Duty Air Hammer and is the most powerful air hammer available for automotive, truck and off road equipment. Extra large .498 shank for heavy duty applications. Positive action trigger for precise control.

Byler Part # 6021010717

Air Drill



CP785

The CP785 3/8" Standard Duty air drill features a powerful energy-efficient air motor to resist stalls. Ideal for accessory and air conditioner installation, engine work and auto body repair.

Byler Part # 6021020785

Tool Specifications:

Average Air Consumption: 4 cfm
Free Speed: 2,400 rpm
Min. Hose Size: 3/8"
Chuck Size: 3/8"
Weight: 2.25 lbs
Air Inlet: 1/4" NPTF



CP7300RQC

Chicago Pneumatic CP7300RQC 1/4" **Reversible Mini Drill w/ Keyless Chuck**. Excellent precision to allow for very slow startup and control throughout the drilling process.

Byler Part # 60210273001

Tool Specifications:

Average air consumption: 4.1 cfm
Free Speed: 2700 rpm
Min. Hose Size: 4.1 cfm
Chuck Size: 1/4"
Weight: 1.35 lbs
Air Inlet: 1/4" NPTF

Impact Wrenches



CP734H

This Chicago Pneumatic 1/2" heavy-duty air impact wrench with Dyna-Pact oil bath clutch to deliver smooth operation and extended durability. Delivers power and economy for general repair, transmission work, exhaust systems and body shops.

Byler Part # 60210307341

Tool Specifications:

Drive: 1/2"
Average Air Consumption: 3.75 cfm
Free Speed: 8,400 rpm
Standard Bolt Capacity: 9/16"
Working Torque: 25 - 310
Weight: 5.13 lbs
Max Torque(ft.-lb.): 425
Inlet Size: 1/4"



CP7775-6

This heavy-duty air impact wrench delivers awesome torque, yet is lightweight for less operator fatigue. Has 6in. anvil for extra reach. Perfect for tire work.

Byler Part # 60210377756

Tool Specifications:

Drive: 1"
Average Air Consumption: 8.75 cfm
Free Speed: 5,500 rpm
Weight: 25 lbs
Working Torque: 100 - 1200
Blows Per Minute: 750
Max Torque(ft.-lb.): 1,550
Inlet Size: 1/2"



S8008D Impact Socket Set

Premium high-performance sockets combine strength, durability, looks and top quality. From tough, chrome-moly steel construction to the laser-etched, easy-to-read socket size, these are the only impact sockets you'll ever need.

Byler Part # 6025113281

Tool Specifications:

Drive: 1"
SAE Socket Size: 7/8", 15/16", 1", 1 1/16", 1 1/8", 1 3/16", 1 1/4", 1 1/2"
Material Type: Chrome Molybdenum Steel

CONVERSION CHARTS

Inch-Metric Conversion Table

Inches			Inches		
Fraction	Decimal	mm	Fraction	Decimal	mm
1/64	.015625	.3969	33/64	.515625	13.0969
1/32	.031250	.7938	17/32	.531250	13.4938
3/64	.046875	1.1906	35/64	.546875	13.8906
1/16	.062500	1.5875	9/16	.562500	14.2875
5/64	.078125	1.9844	37/64	.578125	14.6844
3/32	.093750	2.3812	19/32	.593750	15.0812
7/64	.109375	2.7781	39/64	.609375	15.4781
1/8	.125000	3.1750	5/8	.625000	15.8750
9/64	.140625	3.5719	41/64	.640625	16.2719
5/32	.156250	3.9688	21/32	.656250	16.6688
11/64	.171875	4.3656	43/64	.671875	17.0656
3/16	.187500	4.7625	11/16	.687500	17.4625
13/64	.203125	5.1594	45/64	.703125	17.8594
7/32	.218750	5.5562	23/32	.718750	18.2562
15/64	.234375	5.9531	47/64	.734375	18.6531
1/4	.250000	6.3500	3/4	.750000	19.0500
17/64	.265625	6.7469	49/64	.765625	19.4469
9/32	.281250	7.1438	25/32	.781250	19.8437
19/64	.296875	7.5406	51/64	.796875	20.2406
5/16	.312500	7.9375	13/16	.812500	20.6375
21/64	.328125	8.3344	53/64	.828125	21.0344
11/32	.343750	8.7312	27/32	.843750	21.4312
23/64	.359375	9.1281	55/64	.859375	21.8281
3/8	.375000	9.5250	7/8	.875000	22.2250
25/64	.390625	9.9219	57/64	.890625	22.6219
13/32	.406250	10.3188	29/32	.906250	23.0188
27/64	.421875	10.7156	59/64	.921875	23.4156
7/16	.437500	11.1125	15/16	.937500	23.8125
29/64	.453125	11.5094	61/64	.953125	24.2094
15/32	.468750	11.9062	31/32	.968750	24.6062
31/64	.484375	12.3031	63/64	.984375	25.0031
1/2	.500000	12.7000	1	1.000000	25.4000

Decimal Equivalents of Standard Sheet Gauges

No. of Gauge	Thickness in Thousandths	
	Aluminum (B&S)	Steel (U.S. Std.)
10	.1019	.1345
11	.0907	.1196
12	.0808	.1046
13	.0720	.0897
14	.0641	.0747
15	.0571	.0673
16	.0508	.0598
17	.0453	.0538
18	.0403	.0478
19	.0359	.0418
20	.0320	.0359
21	.0285	.0329
22	.0253	.0299
23	.0226	.0269
24	.0201	.0239
25	.0179	.0209
26	.0156	.0179
27	.0142	.0164
28	.0126	.0149
29	.0113	.0135
30	.0100	.0120

Pounds to Kilograms Conversion

Number of LBS x .4536 = Kilograms

Kilograms to Pounds Conversion

Number of Kilograms / .4536 = Pounds

Standard Brazier Head Solid Rivet

APPROXIMATE PIECES PER POUND

Rivet Length Inches	Nominal Rivet Diameter In Inches ~Decimal Equivalents														
	1/16 (0.062)	3/32 (0.094)	1/8 (0.125)	5/32 (0.156)	3/16 (0.187)	7/32 (0.219)	1/4 (0.250)	9/32 (0.281)	5/16 (0.312)	3/8 (0.375)	7/16 (0.437)	1/2 (0.500)	9/16 (0.562)	5/8 (0.625)	3/4 (0.750)
1/16	19,833	6,587	3,012
3/32	16,644	5,761	2,698	1,479	887
1/8	14,337	5,120	2,443	1,357	823
3/16	11,225	4,187	2,055	1,166	720	481	337
1/4	9,223	3,542	1,773	1,022	640	432	305	224	169	103
5/16	7,827	3,069	1,559	910	576	392	279	206	156	97	64	45
3/8	6,798	2,708	1,391	820	523	358	257	191	145	90	60	42	31	23
7/16	6,009	2,422	1,256	748	480	330	238	177	136	85	57	40	29	22
1/2	5,383	2,191	1,145	684	443	306	222	166	127	80	54	38	28	21	13
9/16	4,875	2,000	1,052	632	411	286	207	155	120	76	51	36	27	20	13
5/8	4,456	1,840	973	587	384	268	195	147	113	72	49	35	26	20	12
11/16	4,102	1,704	905	548	360	252	184	139	108	69	47	33	25	19	12
3/4	3,800	1,586	845	514	338	237	174	132	102	66	45	32	24	18	11
7/8	3,314	1,394	748	457	303	213	157	119	93	60	41	30	22	17	11
1	2,937	1,243	670	412	274	194	143	109	85	56	38	28	21	16	10
1-1/8	2,638	1,122	607	375	250	178	131	100	79	52	36	26	19	15	9.5
1-1/4	2,393	1,022	555	343	230	164	122	93	73	48	33	24	18	14	9.0
1-3/8	939	511	317	213	152	113	87	68	45	31	23	17	13	8.6
1-1/2	868	474	295	198	142	106	81	64	42	30	22	16	13	8.2
1-3/4	754	413	258	174	125	93	72	57	38	27	20	15	12	7.5
2	666	366	229	155	112	84	65	51	34	24	18	14	11	6.9
2-1/4	329	206	140	101	76	59	47	31	22	16	13	9.9	6.4
2-1/2	299	188	128	92	69	54	43	29	20	15	12	9.2	6.0
2-3/4	273	172	117	85	64	50	40	27	19	14	11	8.6	5.6
3	252	159	108	78	59	46	37	25	18	13	10	8.0	5.3
3-1/4	148	100	73	55	43	34	23	17	12	9.6	7.6	5.0
3-1/2	138	94	68	52	40	32	22	16	12	9.0	7.1	4.7
3-3/4	129	88	64	49	38	30	21	15	11	8.5	6.8	4.5
4	122	83	60	46	36	29	19	14	10	8.1	6.4	4.0
4-1/4	79	57	43	34	27	18	13	10	7.7	6.1	4.1
4-1/2	75	54	41	32	26	18	13	9.5	7.4	5.9	3.9
4-3/4	71	52	39	31	25	17	12.4	9.1	7.0	5.6	3.7
5	68	49	37	29	23	16	11.8	8.7	6.6	5.4	3.6
5-1/4	47	36	28	22	15	11.3	8.3	6.2	5.2	3.5
5-1/2	34	27	22	15	10.9	8.0	5.9	5.0	3.3

Standard Modified Brazier Head Aluminum Solid Rivets

APPROXIMATE PIECES PER POUND

Rivet Length Inches	Nominal Rivet Diameter In Inches ~ Decimal Equivalents							
	1/16 (0.062)	3/32 (0.094)	1/8 (0.125)	5/32 (0.156)	3/16 (0.187)	1/4 (0.250)	5/16 (0.312)	3/8 (0.375)
3/32	23,256
1/8	19,231
3/16	14,085	6,188	2,932
1/4	11,111	4,876	2,392	1,362	840	478
5/16	9,174	4,023	2,016	1,168	735	417	223
3/8	7,813	3,423	1,745	1,025	649	369	202
7/16	6,803	2,980	1,536	909	584	331	184
1/2	6,024	2,638	1,373	819	531	300	169
9/16	5,405	2,366	1,240	746	485	274	156
5/8	4,902	2,145	1,132	684	448	253	145	91
11/16	4,484	1,962	1,040	632	414	234	136	86
3/4	4,132	1,808	961	588	387	218	128	81
7/8	3,571	1,562	840	515	341	192	113	72
1	3,135	1,375	740	458	305	172	103	66
1-1/8	2,801	1,228	666	413	276	155	93	60
1-1/4	2,532	1,110	602	375	251	141	85	55
1-3/8	1,012	549	344	232	130	79	51
1-1/2	930	507	317	214	120	73	48
1-3/4	801	440	275	186	105	64	42
2	703	387	243	165	92	57	38
2-1/2	312	197	134	75	46	31
3	262	165	113	63	39	29
3-1/2	142	98	55	34	23
4	125	86	48	30	20

Standard Universal Head Aluminum Solid Rivets

APPROXIMATE PIECES PER POUND

Rivet Length Inches	Nominal Rivet Diameter In Inches ~ Decimal Equivalents							
	1/16 (0.062)	3/32 (0.094)	1/8 (0.125)	5/32 (0.156)	3/16 (0.187)	1/4 (0.250)	5/16 (0.312)	3/8 (0.375)
1/16	24,390	8,457	3,968
3/32	19,608	7,197	3,436	1,908	1,261
1/8	16,667	6,250	3,040	1,712	1,136
3/16	12,658	4,926	2,457	1,418	952	427
1/4	10,204	4,049	2,066	1,212	813	377	214	149
5/16	8,547	3,436	1,783	1,057	714	338	193	135
3/8	7,353	2,994	1,565	935	633	306	177	123
7/16	6,452	2,646	1,397	840	571	279	163	114
1/2	5,747	2,375	1,261	763	521	257	151	105
9/16	5,181	2,151	1,148	699	476	238	141	98
5/8	4,747	1,969	1,055	645	441	222	132	92
11/16	4,329	1,811	971	599	408	207	124	86
3/4	4,000	1,681	909	559	382	195	117	81
7/8	3,472	1,466	794	493	337	174	105	73
1	3,067	1,300	709	441	301	157	95	66
1-1/8	2,488	1,168	637	398	273	143	97	61
1-1/4	2,092	1,059	581	364	249	132	81	56
1-3/8	971	535	334	229	122	75	52
1-1/2	893	493	310	212	113	69	49
1-3/4	775	427	270	185	99	61	43
2	680	377	238	163	88	55	38
2-1/4	338	214	147	80	50	34
2-1/2	306	194	133	73	45	31
2-3/4	279	177	122	67	41	29
3	257	163	112	62	38	27
3-1/4	151	104	57	36	25
3-1/2	141	97	53	33	23
3-3/4	132	91	50	31	22
4	124	85	47	30	21
4-1/4	81	45	28	20
4-1/2	76	42	27	19
4-3/4	72	40	25	18
5	69	38	24	17
5-1/4	36	23	16
5-1/2	35	22	15

CALL THE TOOLING EXPERTS!

Authorized Tool Repair & Warranty Center

Byler Rivet's factory trained technicians are certified to repair pneudraulic, air and hydraulic tooling from a variety of manufacturers. Our history of fast turn-around, in-stock parts, technical support, and tool rental options sets us apart from the competition.

At Byler Rivet, our knowledgeable tool staff will walk you through minor repairs over the phone, saving you time and money. You can trust when you send in your tools for service, getting you back into production is our top concern!

TOOL REPAIR SERVICE:

- **Rapid Turn-Around On Repairs**
- **Detailed Quotes provided prior to Service**
- **Technical Help & Troubleshooting - "Over the Phone"**
- **Tool Schematics and Charts Available**
- **Tool Parts and Nose Assemblies Stocked**
- **Factory Certified Technicians**
- **Huck, POP, AVK & Avdel Warranty Repair Center**



TOOL RENTAL:

Byler Rivet offers tool rentals for people who have small repairs or those who need to keep production running smoothly while their tools are being repaired. We rent Pneudraulic, Air and Hydrualic riveters for all your fastening needs.



Ask Us About A Tool Rental Today!



ON-LINE TOOL SUPPORT

Byler Rivet keeps you informed by providing technical videos, tool schematics and tool specs at bylerrivet.com to improve your riveting and tooling experience.



Detailed Tool Charts and Product Specs

Tool Schematics

Videos

- **Technical Data and Images**

- **Web Catalog**

For technical assistance and help on all your tools contact

tooldepartment@bylerrivet.com



www.BylerRivet.com



BYLERRIVET.COM
800-325-3147

Tel: 972-986-6792
Fax: 972-986-2832
Email: info@bylerrivet.com

2118 Parkside Ave.
Irving, TX 75061
www.bylerrivet.com