

Z-MAX™ 6A SHIELDED OUTLETS



PATENTED




Z-MAX™

WORK AREA

Combining exceptional category 6A performance with best-in-class termination time, the Z-MAX 6A shielded outlet is a vital part of an end-to-end Z-MAX 6A shielded cabling system. The Z-MAX module exceeds all applicable industry standards, including ANSI/TIA-568-C.2 and ISO/IEC 11801 Ed 2.2


This exceptional performance is achieved through Z-MAX's innovative Z-TOOL termination process, and linear termination module that eliminates split and crossed pairs. The exclusive diagonally-oriented IDC contact configuration maximizes pair-to-pair separation, minimizing alien crosstalk in even the densest category 6A patching environments.



STANDARDS COMPLIANCE


- ANSI/TIA-568-C.2
- ISO/IEC 11801 Ed 2.2
- ETL Tested
- IEEE 802.3an
- IEEE 802.3af (PoE)
- IEEE 802.3at (PoE+)
- ANSI/TIA 1096-A
- IEC 60603-7-51

Zero-cross termination module accelerates lacing and eliminates pair crossing



Optional spring loaded door minimizes exposure to dust and other contaminants.

Rapid shield connection and cable jacket strain relief via integrated hinged metal clip



Diagonal IDC alignment maximizes outlet to outlet pair separation to achieve AXT performance in high-density environments

The ergonomic and easy-to-use Z-Tool ensures a fast, low force termination

Hybrid design allows the same outlet to be mounted in flat or angled orientations

PRODUCT INFORMATION

Performance Specifications:

ELECTRICAL	
Contact Resistance	20 mΩ
Input to Output Resistance	200 mΩ
Min. Dielectric Withstand Voltage (contact to contact)	1000 V DC or AC peak
Min. Dielectric Withstand Voltage	1500 V DC or AC peak
Insulation Resistance	500 mΩ
Compatibility	Backwards to cat 5e and cat 6
Current Rating	1.5 A
PoE	Suitable for PoE and PoE+
MECHANICAL – GENERAL	
Operating Temperature	-10 to 60 °C (14 to 140 °F)
Flammability Rating	UL 94 V-0
Green Features	RoHS, lead-free, halogen-free, PVC free
Housing Material	Zinc die cast
Contact Materials	Plated phosphor bronze, stainless steel
Plastic Materials	Flame retardant thermoplastic
Dimensions (LxWxH)	41.2x14.5x21.1mm (1.6x.570x.832 in.)
Shield	360 degree enclosure
MECHANICAL – JACK	
Number of Plug Insertion Cycles	2500
Min. Contact Force	50g
Min. Plug Retention Force	50N
Plug Compatibility	Compatible with RJ45 (8-position) or RJ11 (6-position) plugs

MECHANICAL – TERMINATION	
Wire Size Range (nominal)	23-26 AWG solid and stranded
Wire Insulation Diameter Range (max)	1.48mm (0.058")
Conductor OD Size (max)	0.60mm (0.023")
Cable OD (max)	9mm (0.354")
Re terminations	5
Wiring	T568A/B



Z6A-S(XX) Z6A-S(XX)D Z6A-SK(XX) Z6A-SP

Z-MAX™ Shielded Outlets:

- Z6A-S(XX).....Z-MAX 6A shielded module, hybrid (flat/angled)
- Z6A-S(XX)D.....Z-MAX 6A Shielded module with door, hybrid (flat/angled)
- Z6A-SK(XX).....Z-MAX 6A shielded module, keystone*
- Z6A-SP.....Z-MAX 6A shielded panel outlet

* Note: Keystone module not available with door

Because we continuously improve our products, Siemon reserves the right to change specifications and availability without prior notice.
Z-MAX™ is a trademark of Siemon.

Use (XX) to specify color:
01 = black, 02 = white, 03 = red, 04 = gray, 05 = yellow,
06 = blue, 07 = green, 09 = orange, 20 = ivory,
25 = bright white, 80 = light ivory, 82 = alpine white

The hybrid outlet mounts into MAX® mounting hardware. It includes an icon card consisting of four attached icons: one color-matching, one red, one blue, and one blank icon.

The keystone version is designed for integration with various international mounting products and is not compatible with MAX mounting hardware. The icon is not compatible with keystone outlets.

For additional resource information:

Visit our web site at www.siemon.com

The Americas

Watertown, CT USA
Phone (1) 860 945 4200 US
Phone (1) 888 425 6165 Canada

Europe/Middle East/Africa

Surrey, England
Phone (44) 0 1932 571771

Asia/Pacific

Shanghai, P.R. China
Phone (86) 21 6390 6778

Latin America

Bogota, Colombia
Phone (571) 317 2121