



# HARDWARE FITTINGS

## FORGED STEEL

### HOT LINE EXTENSION LINKS

FORGED STEEL
H/F

Extension links are forged from high-strength steel and contain no welded joints. Because of the variety of fittings and lengths, links are made only to order. Please specify by catalog number and length required.

Material: Galvanized Steel.

NOTE: Link length available 1/2 in. increments. Use letter "D" to represent decimal point in catalog number when applicable. Example: HOO3020D5 for 20-1/2 inch length.

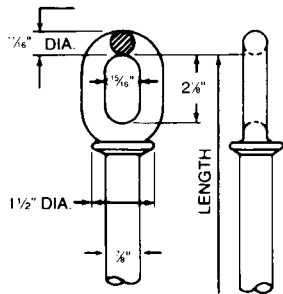
Normal manufacturing tolerances: Up to 50 inches – ±0.5 inch.  
Above 50 inches – ±1%.

TG-22

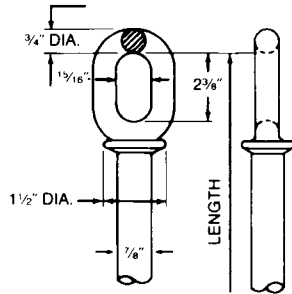
IDENTIFICATION	ULTIMATE STRENGTH LBS. (KN)	SHAPE AND ORIENTATION OF ENDS	CATALOG NUMBER	FIGURE	AVAILABLE RANGE OF LENGTHS		APPROX. PACKED WEIGHT* PER 100 MINIMUM LENGTH POUNDS (KG)	
					MINIMUM INCHES (MM)	MAXIMUM INCHES (MM)		
Chain Eye/Chain Eye	30,000 (133)		HOO30L	1	12 (304.8)	144 (3,658)	383 (174)	
	40,000 (178)		HOO40L		2	12 (304.8)	144 (3,658)	383 (174)
	60,000 (267)		HOO50L	3		13 (330.2)	144 (3,658)	536 (243)
	80,000 (356)		HOO80L		4	14 (355.6)	144 (3,658)	616 (279)
	Clevis Eye	30,000 (133)		FHCE30L		5 & 9	11 (279.4)	144 (3,658)
				FHCE30L90				
	Y-Clevis Eye	30,000 (133)		FHYCE30L	7 & 9	11 (279.4)	144 (3,658)	369 (167)
				FHYCE30L90				
Chain Eye/Eye	30,000 (133)		FOPE30L	2 & 9	11 (279.4)	144 (3,658)	294 (133)	
			FOPE30L90					
Clevis/Clevis	30,000 (133)		FHCC30L	5	12 (304.8)	144 (3,658)	372 (169)	
			FHCC30L90					
Chain Eye/Clevis	30,000 (133)		FHOEC30L	2 & 5	11 (279.4)	144 (3,658)	357 (162)	
			FHOEC30L90					
	50,000 (222)		FHOEC50L	3 & 6	12 (304.8)	144 (3,658)	527 (239)	
		FHOEC50L90						
Chain Eye/Y-Clevis	30,000 (133)		HYCOE30L	2 & 7	11 (279.4)	144 (3,658)	451 (205)	
			HYCOE30L90					
	50,000 (222)		HYCOE50L	3 & 8	14 (355.6)	144 (3,658)	451 (205)	
		HYCOE50L90						
Clevis/Ball	30,000 (133)		HBC30L	5 & 10	10 (254)	144 (3,658)	272 (123)	
Y-Clevis/Ball	30,000 (133)		HYBC30L	7 & 10	11 (279.4)	144 (3,658)	342 (155)	
	50,000 (222)		HYBC50L	8 & 11	11 (279.4)	144 (3,658)	442 (200)	
Chain Eye/Ball	30,000 (133)		HOEB30L	1 & 10	11 (279.4)	144 (3,658)	323 (147)	
	50,000 (222)		HOEB50L	3 & 11	11 (279.4)	144 (3,658)	430 (195)	

\* For links longer than minimum length, add to packed weight per 100 pieces, 28 pounds per inch for number HOO80L and HOOT80L. All others, add 17 pounds per inch. Refer to next page for dimensions.

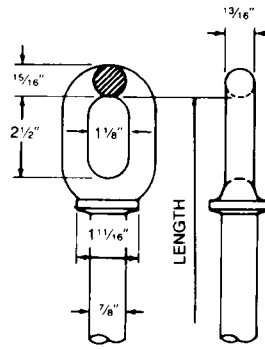
**FORGED STEEL**



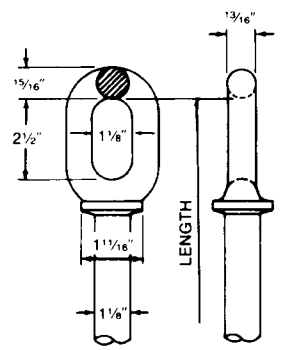
**Chain Eye**  
 Ultimate Strength – 30,000 Lbs.  
**FIGURE 1**



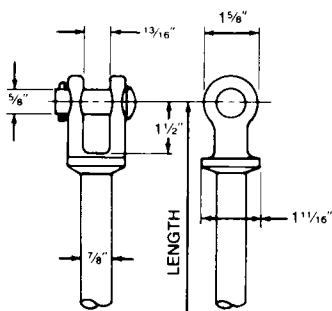
**Chain Eye**  
 Ultimate Strength – 40,000 Lbs.  
**FIGURE 2**



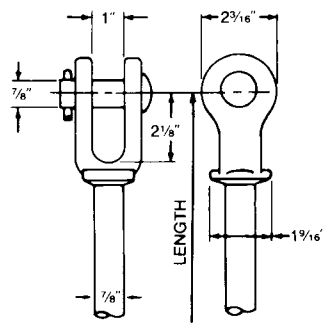
**Chain Eye**  
 Ultimate Strength – 60,000 Lbs.  
**FIGURE 3**



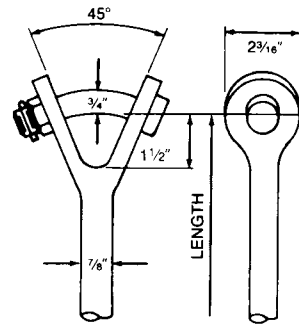
**Chain Eye**  
 Ultimate Strength – 80,000 Lbs.  
**FIGURE 4**



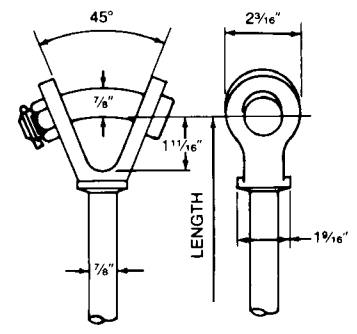
**Clevis**  
 Ultimate Strength – 30,000 Lbs.  
 Will connect with ANSI Class  
 52-4 and Class 52-6 insulators.  
**FIGURE 5**



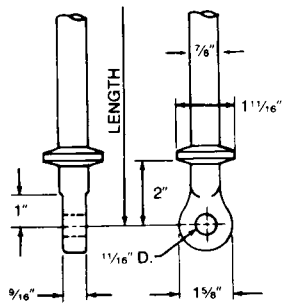
**Clevis**  
 Ultimate Strength – 50,000 Lbs.  
 Will connect with ANSI Class  
 52-12 insulators.  
**FIGURE 6**



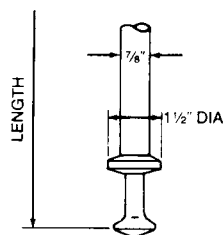
**Y-Clevis**  
 Ultimate Strength – 30,000 Lbs.  
**FIGURE 7**



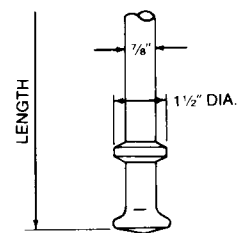
**Y-Clevis**  
 Ultimate Strength – 50,000 Lbs.  
**FIGURE 8**



**Eye**  
 Ultimate Strength – 30,000 Lbs.  
 Will connect with ANSI Class  
 52-4 and Class 52-6 insulators.  
**FIGURE 9**



**Ball**  
 Ultimate Strength – 30,000 Lbs.  
 ANSI Class 52-3 and Class 52-5.  
**FIGURE 10**



**Ball**  
 Ultimate Strength – 50,000 Lbs.  
 ANSI Class 52-8 and Class 52-11.  
**FIGURE 11**

TG-23