

# atech®

 **baufit®**

*The Mechanical Maestros*

atech® | **20<sup>th</sup>**  
ANNIVERSARY

[atech.com.tr](http://atech.com.tr)

**ALUMINIUM PROFILE WORKING MACHINERY**



# INDEX

Miter Saws

1-20



Corner Crimping Machine for Aluminium Profile

21



Profile Bending Machine

22



Composite Panel Dimensioning Saw

23



Copy Routers

24 - 26



End Milling Machines

27 - 29



Conveyors

30 - 31



Woodworking Machines

32 - 34



# Crater-A450

Automatic Upcut Saw Ø450 mm / 18"

**atech**<sup>®</sup>  
by  **baufit**<sup>®</sup>




- Two-hands safety system
- Strong machine body
- Greater cutting range than other manufacturers
- 90° cut on the left
- Miter movement
- Cutting at intermediate degrees
- World brand components

- Saw blade rising speed is hydro-pneumatically adjustable
- Equipped with double hand safety feature
- Cutting at standard angles and any intermediate angles
- Split type straight cut on left 90°

## Crater-A450

ALU PVC WD



2.2kW, 3 HP  
400 V - 230 V



D= 450 mm  
d= 30/32 mm



3000 r.p.m.



BAR AIR CONS.  
6-8 Bar  
20lt/min



80x96x138 cm



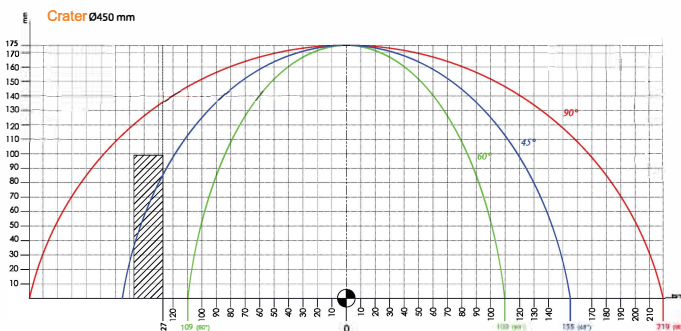
225 kg



# Crater-A450

Automatic Upcut Saw Ø450 mm / 18"

**atech**<sup>®</sup>  
by **baufit**<sup>®</sup>



### Standard

- 1 pc. 450 mm saw blade
- 2 pcs. vertical clamps
- Air blow gun

### Optional

- Conveyor
- Spray mist lubrication system
- Horizontal clamps
- Chip collector manifold
- Automatic opening for upcover
- Foot pedal control system
- Joystic control system

# Crater-M450

Manual Upcut Saw Ø450 mm / 18"


**atech**<sup>®</sup>  
by **baufit**<sup>®</sup>



- Practical and easy manual lifting
- Strong machine body
- Greater cutting range than other manufacturers
- 90° degree cut on the left
- Miter movement
- Cutting at intermediate degrees
- World brand components

- Cutting at standard angles and any intermediate angles
- Split type straight cut on left 90°

## Crater-M450



2.2kW, 3 HP  
400-230 V - 50/60 Hz



D= 450 mm  
d= 30/32 mm



3000 r.p.m.



BAR AIR CONS.



80x94x138 cm



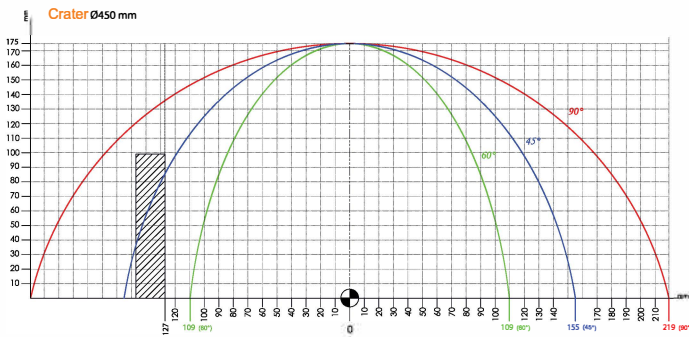
160

ALU PVC WD



# Crater-M450

Manual Upcut Saw  $\varnothing 450$  mm / 18"



#### Standard

- 1 pc. 450 mm saw blade
- 2 pcs. vertical clamps

#### Optional

- Conveyor
- Pneumatic clamps
- Spray mist lubrication system
- 3-Phase motor

# Crater-M450IL

Manual Upcut Saw Ø450 mm / 18"

**atech**<sup>®</sup>  
by  **baufit**<sup>®</sup>



- Practical and easy manual lifting
- Strong machine body
- Greater cutting range than other manufacturers
- 90° cut on the left
- Miter movement
- Cutting at intermediate degrees
- World brand components
- Sturdy and high rear miter system
- Sturdy and strong vertical clamps

- Cutting at standard angles and any intermediate angles
- Split type straight cut on left 90°

## Crater-M450IL



2.2kW, 3 HP  
400-230 V - 50-60Hz



D= 450 mm  
d= 30/32 mm



3000 r.p.m.



BAR AIR CONS.  
6-8 bar  
20lt/min



92x94x151 cm



170

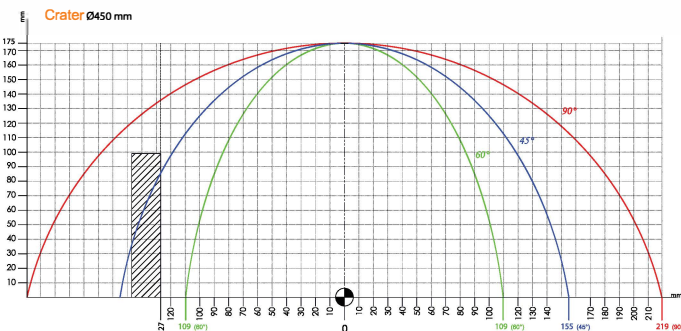
ALU PVC WD



# Crater-M450IL

Manual Upcut Saw Ø450 mm / 18"

**atech**<sup>®</sup>  
by **baufit**<sup>®</sup>



### Standard

- 1 pc. 450 mm saw blade
- 2 pcs. vertical Pneumatic clamps
- 2 pcs. Horizontal Pneumatic clamps
- Spray mist lubrication system

### Optional

- Conveyor
- 3-Phase motor

# Crater-A550

Heavy Duty Automatic Upcut Miter Saw  
Ø550 mm / 22"

**atech**<sup>®</sup>  
by  **baufit**<sup>®</sup>




- Strong machine body
- Greater cutting range than other manufacturers
- Two-hands safety system
- Cutting at intermediate degrees
- Miter movement
- World brand components
- More powerfull chip vacuum system with one manifold

- Saw blade rising speed is hydro-pneumatically adjustable
- Cutting at standard angles and any intermediate angles
- Split type straight cut on left 90°

## Crater-A550

ALU PVC WD



4kW, 5.5 HP  
400 V / 50 - 60Hz



D= 550 mm  
d= 30/32 mm



3000 r.p.m.



BAR AIR CONS.  
8 Bar  
30lt/min



150x130x137 cm



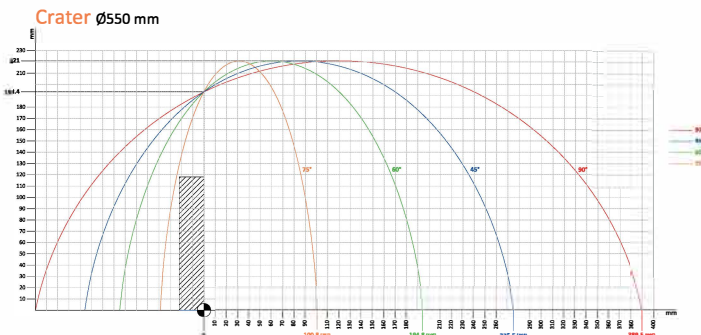
480



# Crater-A550

Heavy Duty Automatic Upcut Miter Saw  
Ø550 mm / 22"

**atech**<sup>®</sup>  
by **baufit**<sup>®</sup>



### Standard

- 1 pc. 550 mm saw blade
- 2 pcs. vertical clamps
- 1 pcs. Horizontal clamps
- Air blow gun
- Spray mist lubrication system
- Automatic opening for upcover

### Optional

- Conveyor
- 1 pcs. Horizontal clamps
- Chip collector manifold







# Crater-AP500

Automatic Upcut Saw  
Ø500 mm /20"

**atech**<sup>®</sup>  
by **baufit**<sup>®</sup>



- Saw blade speed and material infeed are servo motor
- Equipped with double hand safety feature
- Cutting at standard angles and any intermediate angles
- Split type straight cut on left 90°

<b>Crater-AP500</b>						
ALU PVC WD	4kW, 5.5 HP 400 V AC-3P, 50-60 Hz	D= 500 mm d= 30/32 mm	3000 r.p.m.	BAR AIR CONS. 6-8 Bar 50lt/min	WxLxH 154x121x139 cm	520 kg



# Crater-AP500

Automatic Upcut Saw Ø500 mm / 20"

**atech**<sup>®</sup>  
by **baufit**<sup>®</sup>



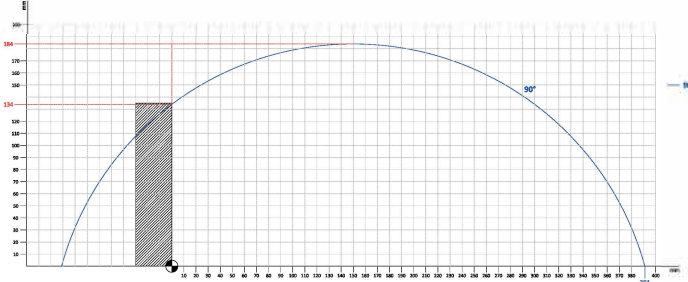
### Standard

- 1 pc. 500 mm saw blade
- 3+3 pcs. vertical clamps
- KN-M3 conveyor
- Spray mist lubrication system
- Lubrication unit for screwed pin
- Air blow gun

### Optional

- 2 pcs. chip collector manifolds
- Automatic opening for upcover


Crater - AP Ø500 mm



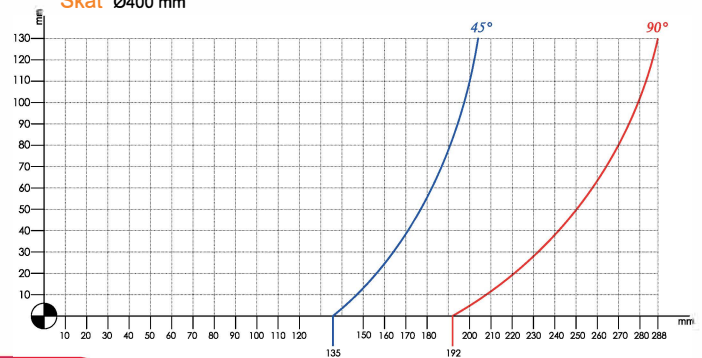
# Skat-1

Portable Miter Saw Ø400 mm / 16"

**atech**  
by **baufit**



Skat Ø400 mm



- Gas spring system
- Stopping system absorbing rear impacts
- Cutting at standard angles and any intermediate angles
- Easy grip ergonomic handle
- Custom designed fork & turntable connection system, which ensures set square accuracy
- Thermal protection switch
- User friendly clamps. Can be tilted to any direction, tightened with one move

### Standard

- 2 set mechanic clamp

### Optional

- Saw blade
- Single-phase motor
- Conveyor
- Mechanic spring system

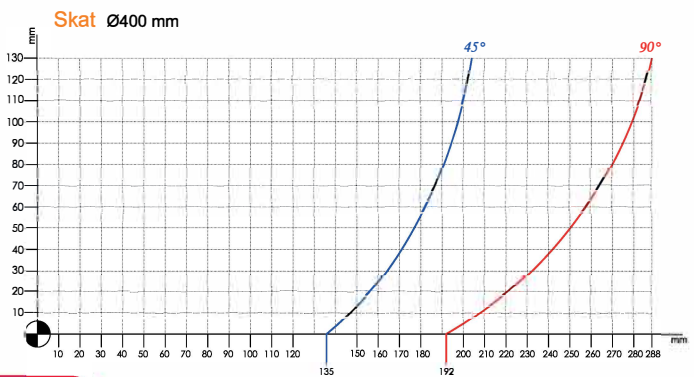

<b>Skat-1</b>								
ALU	PVC	WD	2.2kW, 3 HP 230 V - 400 V	D= 400 mm d= 30/32 mm	3000 r.p.m.	BAR AIR CONS.	68x90x79 cm	70



# Skat-2

Manual Miter Saw Ø400 mm / 16"

**atech**  
by **baufit**



- Gas spring system
- Stopping system absorbing rear impacts
- Cutting at standard angles and any intermediate angles
- Easy grip ergonomic handle
- Custom designed fork & turntable connection system, which ensures set square accuracy
- Thermal protection switch
- User friendly clamps. Can be tilted to any direction, tightened with one move

### Standard

- 2 set mechanic clamp

### Optional

- Saw blade
- Single-phase motor
- Conveyor
- Mechanic spring system

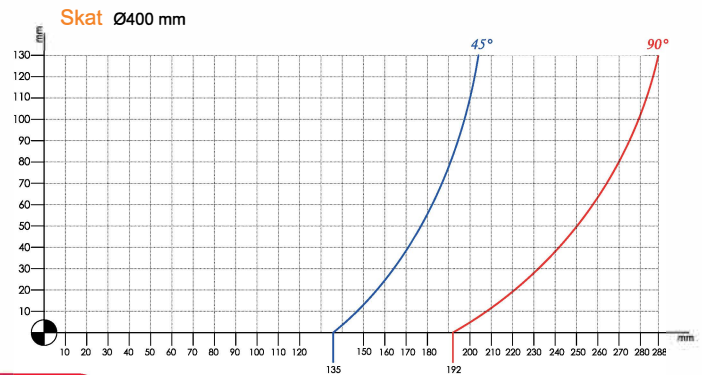

<b>Skat-2</b>								
ALU	PVC	WD	2.2kW, 3 HP 230 V - 400 V	D= 400 mm d= 30/32 mm	3000 r.p.m.	BAR AIR CONS.	68x90x163 cm	115



# Skat-3

Manual Miter Saw Ø400 mm / 16"

**atech**  
by **baufit**









- Gas spring system
- Stopping system absorbing rear impacts
- Cutting at standard angles and any intermediate angles
- Easy grip ergonomic handle
- Custom designed fork & turntable connection system, which ensures set square accuracy
- Thermal protection switch
- User friendly clamps. Can be tilted to any direction, tightened with one move

### Standard

- 2 set pneumatic clamp
- Air blow gun

### Optional

- Saw blade
- Single-phase motor
- Conveyor
- Mechanic spring system
- Vertical pneumatic clamps

<b>Skat-3</b>								
ALU	PVC	WD	2.2kW, 3 HP 230 V - 400 V	D= 400 mm d= 30/32 mm	3000 r.p.m.	6-8 Bar 5 lt/min	68x90x163 cm WxLxH	115 kg

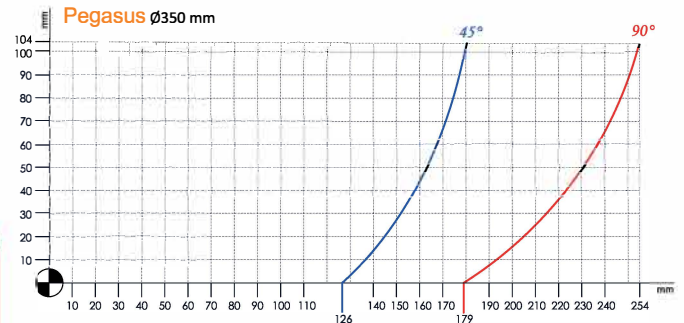




# Pegasus-1

Portable Miter Saw Ø350 mm / 14"

atech®  
by baufit®



- Gas spring system
- Stopping system absorbing rear impacts
- Cutting at standard angles and any intermediate angles
- Easy grip ergonomic handle
- Custom designed fork & turntable connection system, which ensures set square accuracy
- Thermal protection switch
- User friendly clamps. Can be tilted to any direction, tightened with one move

### Standard

- 2 set mechanic clamp

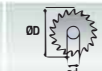
### Optional

- Saw blade
- Single-phase motor
- Conveyor
- Mechanic spring system

## Pegasus-1



2.2kw, 3 HP  
230 V - 400 V



D= 350 mm  
d= 30/32 mm



3000 r.p.m.



BAR AIR CONS.



68x86x77 cm



70

ALU

PVC


WD



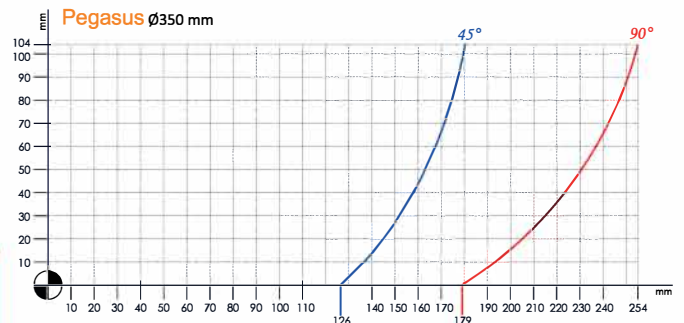
# Pegasus-2

Manual Miter Saw Ø350 mm / 14"

**atech**  
by **baufit**



- Gas spring system
- Stopping system absorbing rear impacts
- Cutting at standard angles and any intermediate angles
- Easy grip ergonomic handle
- Custom designed fork & turntable connection system, which ensures set square accuracy
- Thermal protection switch
- User friendly clamps. Can be tilted to any direction, tightened with one move



### Standard

- 2 set mechanic clamp

### Optional

- Saw blade
- Single-phase motor
- Conveyor
- Mechanic spring system



**Pegasus-2**



2.2kW, 3 HP  
230 V - 400 V



D= 350 mm  
d= 30/32 mm



3000 r.p.m.



BAR AIR CONS.



68x86x161 cm



115

ALU PVC WD

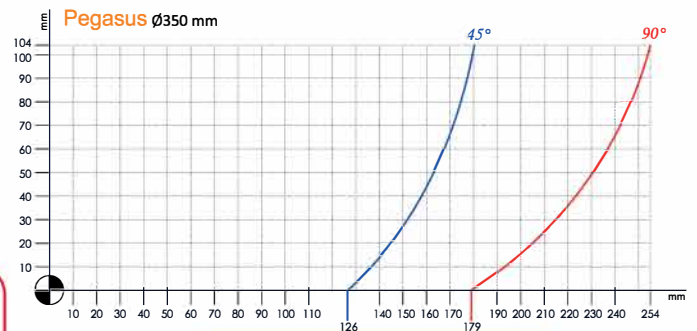
# Pegasus-3

Manual Miter Saw Ø350 mm / 14"

**atech**  
by **baufit**



- Gas spring system
- Stopping system absorbing rear impacts
- Cutting at standard angles and any intermediate angles
- Easy grip ergonomic handle
- Custom designed fork & turntable connection system, which ensures set square accuracy
- Thermal protection switch
- User friendly clamps. Can be tilted to any direction, tightened with one move



## Standard

- 2 set pneumatic clamp
- Air blow gun

## Optional

- Saw blade
- Single-phase motor
- Conveyor
- Mechanic spring system
- Vertical pneumatic clamp
- Spray mist lubrication system



## Pegasus-3



ALU PVC WD

2.2kW, 3 HP  
230 V - 400 V

D= 350 mm  
d= 30/32 mm

3000 r.p.m.

6-8 Bar  
5 lt/min

68x86x161 cm

115

# Zigma

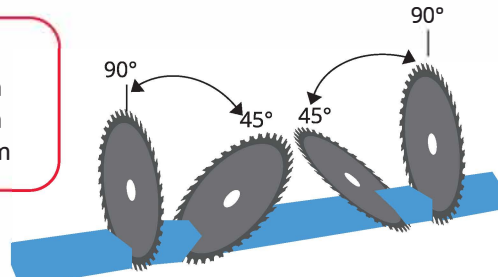
Double Head Saws Ø450 mm / 18"

**atech**  
by **baufit**



For Ø 450 mm

- 45° cutting capacity: 164x206 mm
- 90° cutting capacity: 164x291 mm
- Strok: min.350 mm, max.4100 mm



45° min. 480mm - 45° max. 4100mm  
90° min. 350mm - 90° max. 4100mm



**Zigma**

ALU PVC WD



2x2.2 kW  
400 V, 50/60Hz



D= 450 mm  
d= 30/32 mm



3000 r.p.m.



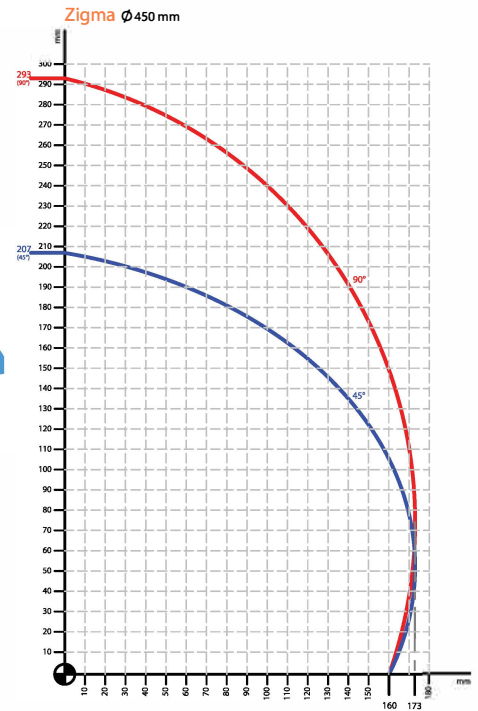
BAR AIR CONS.  
6-8 Bar  
100 lt/min



630x173x199 cm  
WxLxH



1250 kg



# Zigma

Double Head Saws Ø450 mm / 18"

atech®

by  baufit®



## Standard

- 2 pcs. 450 mm saw blades
- 2x2 pcs. front clamps
- Air blow gun
- Additional conveyor on the movable unit
- Profile support device

## Optional

- Spray mist lubrication system
- Chip collector manifold
- 3kW Electric motor

- It has been designed for straight and miter cut of aluminium and PVC profiles at any desired length.
- Both heads tilt to 45° and 90° angles automatically. Intermediate angle degrees can be adjusted manually
- Different versions are available
- The operator control panel is touch screen
- The cutting unit is hydro-pneumatic and the cutting speed can be adjusted precisely according to the material to cut
- Equipped with features of slicing, entering part quantity and programming
- Able to cut longer than the stroke
- Strong machine body
- Greater cutting range than other manufacturers
- Rail + Car system
- Servo motor movement
- Chip discharge manifold
- World brand components

# Alya

Portable Miter Saw with Tilting Head  
Ø305 mm / 12"

atech®  
by baufit®



- Head can be tilted to the left and fixed at 45°
- Zero surface with no elevation difference to prevent sawdust from entering
- Cutting at standard angles and any intermediate angles
- Made by special aluminium (sigma) profile support miter system
- User friendly clamp. Can be tilted to any direction, tightened with one move

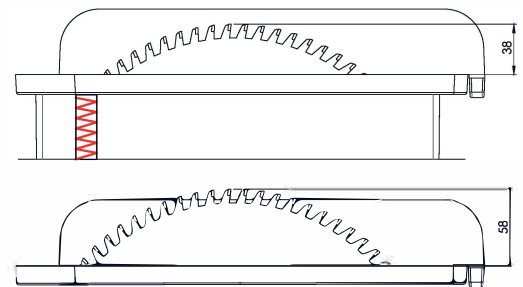
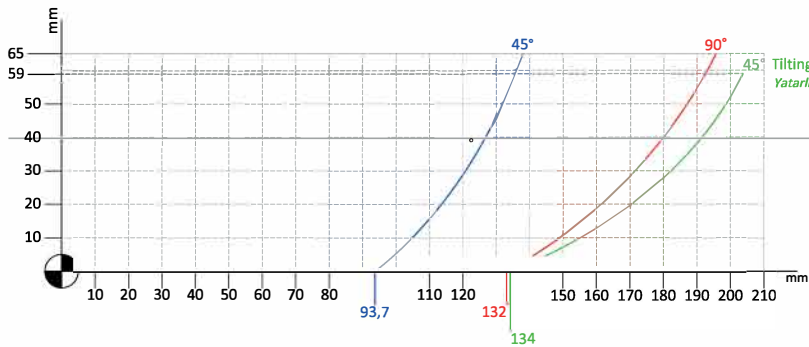
## Standard

- 1 pc. mechanic clamp
- 1 unit support

## Optional

- Saw blade
- Additional profile on desired length
- Clamp set
- 3-Phase motor

## Alya Ø305 mm



## Alya



ALU PVC WD

0,8kW,  
230 V 50-60 Hz

1,2kW  
400 V

D= 305 mm  
d= 30/32mm

3000 r.p.m.

62x49x41 cm

28

# Astra

Portable Miter Saw  
Ø305 mm / 12"

atech®  
by baufit®



- Zero surface avoiding insertion of sawdust
- Cutting at standard angles and any intermediate angles
- Made by special aluminium (sigma) profile support miter system
- User friendly clamp. Can be tilted to any direction, tightened with one move

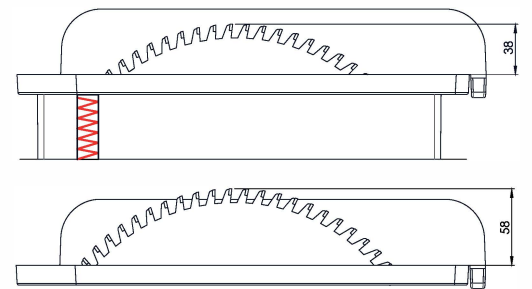
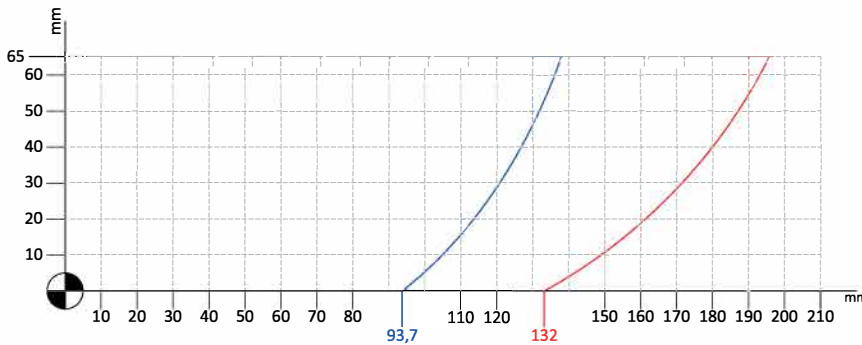
### Standard






- 1 pc. mechanic clamp
- 1 unit support

### Optional

- Saw blade
- Additional profile on desired length
- Clamp set
- 3-Phase motor

## Astra Ø305 mm




Astra								
ALU	PVC	WD	0,8kW, 230 V 50-60 Hz	1,2kW 400 V	D= 305 mm d= 30/32mm	3000 r.p.m.	62x49x41 cm	28

# Apis

Hydraulic Corner Crimping Machine  
For Aluminium Profiles

atech<sup>®</sup>  
by baufit<sup>®</sup>



- Corner joining of aluminium profiles at 90°
- Clamps work pneumatically, the crimping knives work hydraulic
- Depth of adjustment can be precisely adjusted depending on profile thickness
- Works with different angles
- Height of crimping knives, advancing of hydraulic cylinders and profile stop can be millimetrically adjusted
- The centering plate and the stop fence return to start position after crimping automatically
- Powerful hydraulic piston (5000kg2)
- Dual foot pedal for crimping action and pneumatic clamps
- Machine surface is equipped with Fiber Fenol sheet to avoid scratching of profile surfaces

### Working Data:

- Max crimping force 5000 Kg
- Knives stroke 65mm
- Bracing clamps stroke 130 mm
- Max crimping height 130 mm
- Horizontal operating range 130 mm
- Overall dimensions 910x1250x1050 mm








### Standard

- 2 pcs. Conveyor
- 2 crimping knives of each size 3 mm, 5 mm and 7 mm

### Optional

- Custom crimping knives se



Apis								
	ALU	1,6kW 50/60Hz	400V AC 3P PE	6/8 Bar Max: 100 Bar	5000 x 2 kg	Max: h:130mm	W:95 cm L:130 cm H: 115 cm	540



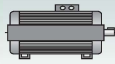


# Trigon

Profile Bending Machine

atech<sup>®</sup>  
by baufit<sup>®</sup>



- Used to bend tubes in various shapes and diameters at desired diameters
- The rear two waltzes are directly driven by motor
- Standard waltz rolls are manufactured from DELRIN material. Different moulds can be optionally made
- Thanks to its 4 movable and braking wheels, it can be easily moved to any place




<b>Trigon</b>			
<b>ALU</b>	0,55 kW 230V, 50 Hz	63x60x49 cm	60 kg

**Optional**  
· Custom waltz rolls

# KDM 1300/1500

Composite Panel Grooving and  
Dimensioning Saw

**atech**<sup>®</sup>  
by **baufit**<sup>®</sup>









- For grooving and cutting tasks of composite panels
- It works on horizontal and vertical position
- Easy to move due its wheeled system
- Practical, functional and ergonomic design

### Standard

- Grooving Blade

### Optional

- Cutting blade

ALU PVC WD						
<b>KDM 1300</b>	2000 W 230 V, 50/60 Hz	D=200 Max. d=30 mm	4100 r.p.m.	L: 4000 mm H: 1300 mm h: 18 mm	330x110x220 (drop foot)	200
<b>KDM 1500</b>	2000 W 230 V, 50/60 Hz	D=200 Max. d=30 mm	4100 r.p.m.	L: 4000 mm H: 1500 mm h: 18 mm	330x110x240 (drop foot)	220

# Libra-1 Pro

Portable Copy Router

**atech**<sup>®</sup>  
by  **baufit**<sup>®</sup>






- Used for aluminium and PVC profiles
- Belt driven system (there is no graphite motor in used)
- For milling of lock, handle, hinge and espagnolette slots
- Can be used for special shapes by changing the template

### Standard

- Router bit
- Copy template
- 2 pcs. mechanic clamps
- Profile support device

### Optional

- Custom copy template

<b>Libra-1 Pro</b>						
ALU PVC	1,1 kW 230 V, 50/60 Hz	14000 r.p.m.	x=235 mm y=120 mm z=150 mm	BAR AIR CONS.	WxLxH 55x46x62	38 kg

# Libra-2

Copy Router

atech<sup>®</sup>  
by baufit<sup>®</sup>



- Used for aluminium and PVC profiles
- Belt driven system (there is no graphite motor in used)
- For milling of lock, handle, hinge and espagnolette slots
- Can be used for special shapes by changing the template

### Standard

- Router bit
- Copy template
- 2 pcs. mechanic clamps
- Profile support device

### Optional

- Custom copy template
- 3 phase motor

<b>Libra-2</b>						
ALU PVC	1,1 kW 400-230 V, 50/60 Hz	14000 r.p.m.	x=235 mm y=120 mm z=150 mm	BAR AIR CONS.	55x46x145	60



# Libra-3

Copy Router

atech<sup>®</sup>  
by baufit<sup>®</sup>



- Used for aluminium and PVC profiles
- Belt driven system (there is no graphite motor in used)
- For milling of lock, handle, hinge and espagnolette slots
- Can be used for special shapes by changing the template

### Standard

- Router bit
- Copy template
- 2 pcs. pneumatic clamps
- Air blow gun
- Profile support device

### Optional

- Custom copy template
- Spray mist lubrication system
- 3-Phase motor

Libra-3



1,1 kW  
400-230 V, 50/60 Hz



14000 r.p.m.



x=235 mm  
y=120 mm  
z=150 mm



BAR AIR CONS.

6-8 Bar  
5 lt/min



WxLxH

56x45x145



kg

60

ALU PVC










# Tucana-1

Portable End Milling Machine

**atech**<sup>®</sup>  
by **baufit**<sup>®</sup>



• For aluminium & PVC mullion profiles

<b>Tucana-1</b>							
ALU PVC	800W 230 V, 50 Hz	D=130 Max. d=30 mm	3000 r.p.m.	80 mm	BAR AIR CONS.	35x51x42	30

### Optional








- Notching cutter
- Custom clamp fixture for profile

# Tucana-3

End Milling Machine



• For aluminium & PVC mullion profiles

<b>Tucana-3</b>							
ALU PVC	800 W 400-230 V, 50/60 Hz	D=130 Max. d=30 mm	3000 r.p.m.	80 mm	BAR AIR CONS. 6-8 Bar 5 lt/min	60x44x43	33

### Optional

- Notching cutter
- Spray mist lubrication system
- Custom clamp fixture for profile








# Tucana-4

Automatic End Milling Machine

**atech**<sup>®</sup>  
by **baufit**<sup>®</sup>



• For aluminium & PVC mullion profiles

<b>Tucana-4</b>							
	800 W 400-230 V, 50/60 Hz	D=130 Max. d=30 mm	3000 r.p.m.	80 mm	BAR AIR CONS. 6-8 Bar 5 lt/min	WxLxH 60x44x128	62
ALU PVC							

### Optional

- Notching cutter
- Spray mist lubrication system
- Custom clamp fixture for profile



# KN-M

Idle Conveyor


atech<sup>®</sup>  
by baufit<sup>®</sup>



· Linear system, manual fence

# KN-D

Digital Conveyor



· Can be delivered at any desired length  
· Sheet closing is optional

# ASP-300/600

Infeed & Outfeed Tables 300-600 cm

**atech**<sup>®</sup>  
by  **baufit**<sup>®</sup>



- It is a PLC controlled conveyor. It helps to cut the window glass profile lath to the desired dimensions precisely in the cutting machines
- Manual or automatic operation
- 10 " touch screen
- Manual or computer recipe creation
- Easy program transfer with USB memory
- Possibility to change the cutting list on the screen
- Parts are ordered and cut according to the data sent from the measuring bar
- Production in special dimensions according to demand

#### Standard Size

- 300cm
- 600cm

#### Optional

- Custom clamp fixture for profile

# Castor

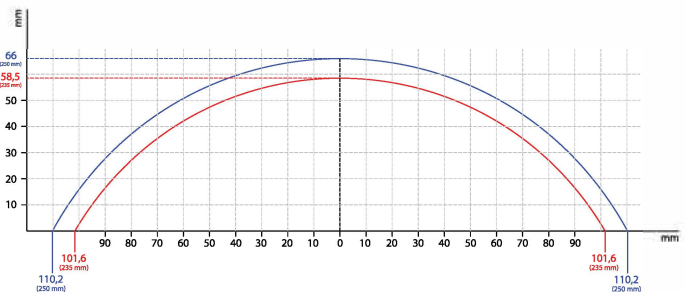
Portable Miter Saw for Parquet

**atech**<sup>®</sup>  
by **baufit**<sup>®</sup>



- Portable, practical and light weight
- Suitable for cutting parquet, chipboard and hard wood material
- 1pc. Ø235 mm saw blade

Castor Ø 235 / 250 mm



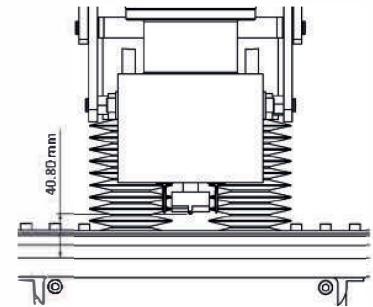
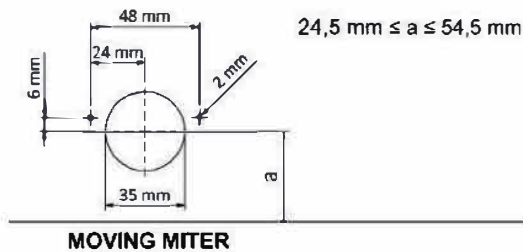
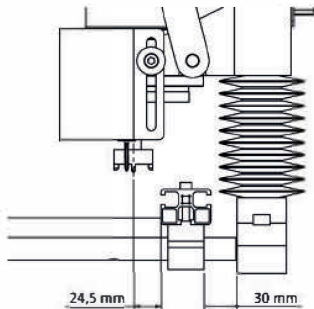

<b>Castor</b>					
<b>WD</b>	0,55 kW 230V, 50/60 Hz	D=235 mm d=30 mm	3000 r.p.m.	37x37x34 cm	18 kg

**Optional**  
• Ø235 mm saw blade

# Luna-1

Hinge Slot Milling Machine for Wood-Manual

**atech**  
by **baufit**



- 2 pcs. user friendly material support
- User friendly adjustable depth distance
- Adjustable and extendable fence profile system
- Opens reference holes for screwing during milling operation

### Standard

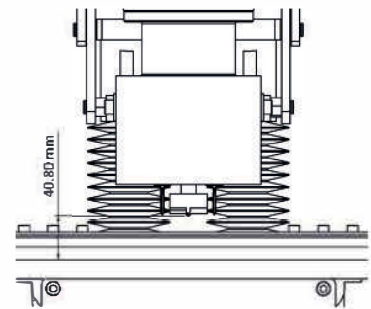
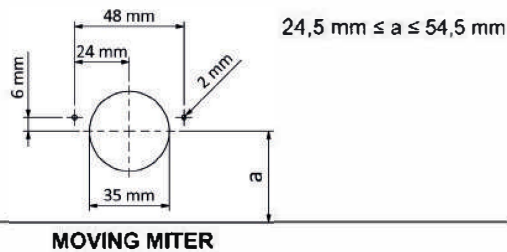
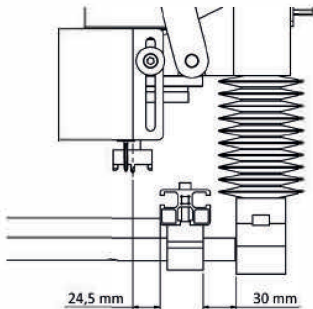


- 1pc Hinge milling drill bit
- 2 drill bits

<b>Luna-1</b>				
<b>WD</b>	0,55 kW 230 V, 50 Hz	BAR AIR CONS.	55x50x55	25

# Luna-2

Hinge Slot Milling Machine for Wood-Automatic

**atech**  
by **baufit**



- 2 pcs. user friendly material support
- User friendly adjustable depth distance
- Adjustable and extendable fence profile system
- Opens reference holes for screwing during milling operation
- Compressed air cleaning of saw dust

### Standard

- 1pc Hinge milling drill bit
- 2 drill bits

<b>Luna-2</b>				
<b>WD</b>	0,55kW 230 V,50 Hz	BAR AIR CONS. 6-8 Bar 5lt/min	WxLxH 55x50x55	kg 33



# Our Certificates



**T.C. TÜRK PATENT VE MARKA KURUMU**  
**MARKA TESCİL BELGESİ**  
Marka No : 3017 4697 - Hittet

**atech**

Marka Sahibi: **OSMANGAZİ BAĞCIYI T.C. ANONİM ŞİRKETİ**  
Ticaret Sicil No: 27330/17  
Kilid: 1/25  
Hittet.

İşin Marka Tarihi: 01.10.2011 tarihinden itibaren **ON YIL** süreyle  
17/07/2011 tarihinde tescil edilmiştir.

**TURK PATENT**

**T.C. TÜRK PATENT VE MARKA KURUMU**  
**MARKA TESCİL BELGESİ**  
**SURETİ**  
Marka No : 3017 21426 - Hittet

**atech**

Marka Sahibi: **ATECH BAĞCIYI SAKALTIYI T.C. ANONİM ŞİRKETİ**  
Ticaret Sicil No: 174/2008/17  
Kilid: 1/25  
Hittet.

İşin Marka Tarihi: 01.10.2011 tarihinden itibaren **ON YIL** süreyle  
17/07/2011 tarihinde tescil edilmiştir.

**TURK PATENT**

**kiwa**

**ATTESTATION OF CONFORMITY**  
Certificate Number: 1801-DUN-436

Certificate Owner: **OSMANGAZİ BAĞCIYI T.C. ANONİM ŞİRKETİ**  
Certificate Subject: **PORTABLE WATER SAMPLING WATER SAMPLER**

Product: **PORTABLE WATER SAMPLING WATER SAMPLER**

Type / Model: **ASBA**

Other Model (if applicable): **ASBA**

Technical File No: **1801-DUN-436**

Declaration: **DECLARATION OF CONFORMITY**

Report Number: **1801-DUN-436**

Date: **03.03.2018**

Signature: *[Signature]*

CE marking can be affixed on the product after the preparation of the necessary technical documentation and the conformity declaration as well as the production control guaranteed by the manufacturer and the provision of applicable directives fulfilled.

**kiwa**

**AT Tipi İnceleme Sertifikası**  
**EC Type Examination Certificate**

Certificate Owner: **OSMANGAZİ BAĞCIYI T.C. ANONİM ŞİRKETİ**  
Certificate Subject: **PORTABLE WATER SAMPLING WATER SAMPLER**

Product: **PORTABLE WATER SAMPLING WATER SAMPLER**

Type / Model: **ASBA**

Other Model (if applicable): **ASBA**

Technical File No: **1801-DUN-436**

Declaration: **DECLARATION OF CONFORMITY**

Report Number: **1801-DUN-436**

Date: **03.03.2018**

Signature: *[Signature]*

CE marking can be affixed on the product after the preparation of the necessary technical documentation and the conformity declaration as well as the production control guaranteed by the manufacturer and the provision of applicable directives fulfilled.

**kiwa**

**ATTESTATION OF CONFORMITY**  
Certificate Number: 1801-DUN-436

Certificate Owner: **OSMANGAZİ BAĞCIYI T.C. ANONİM ŞİRKETİ**  
Certificate Subject: **PORTABLE WATER SAMPLING WATER SAMPLER**

Product: **PORTABLE WATER SAMPLING WATER SAMPLER**

Type / Model: **ASBA**

Other Model (if applicable): **ASBA**

Technical File No: **1801-DUN-436**

Declaration: **DECLARATION OF CONFORMITY**

Report Number: **1801-DUN-436**

Date: **03.03.2018**

Signature: *[Signature]*

CE marking can be affixed on the product after the preparation of the necessary technical documentation and the conformity declaration as well as the production control guaranteed by the manufacturer and the provision of applicable directives fulfilled.

**kiwa**

**AT Tipi İnceleme Sertifikası**  
**EC Type Examination Certificate**

Certificate Owner: **OSMANGAZİ BAĞCIYI T.C. ANONİM ŞİRKETİ**  
Certificate Subject: **PORTABLE WATER SAMPLING WATER SAMPLER**

Product: **PORTABLE WATER SAMPLING WATER SAMPLER**

Type / Model: **ASBA**

Other Model (if applicable): **ASBA**

Technical File No: **1801-DUN-436**

Declaration: **DECLARATION OF CONFORMITY**

Report Number: **1801-DUN-436**

Date: **03.03.2018**

Signature: *[Signature]*

CE marking can be affixed on the product after the preparation of the necessary technical documentation and the conformity declaration as well as the production control guaranteed by the manufacturer and the provision of applicable directives fulfilled.

**kiwa**

**ATTESTATION OF CONFORMITY**  
Certificate Number: 1801-DUN-449

Certificate Owner: **OSMANGAZİ BAĞCIYI T.C. ANONİM ŞİRKETİ**  
Certificate Subject: **PORTABLE WATER SAMPLING WATER SAMPLER**

Product: **PORTABLE WATER SAMPLING WATER SAMPLER**

Type / Model: **ASBA**

Other Model (if applicable): **ASBA**

Technical File No: **1801-DUN-449**

Declaration: **DECLARATION OF CONFORMITY**

Report Number: **1801-DUN-449**

Date: **03.03.2018**

Signature: *[Signature]*

CE marking can be affixed on the product after the preparation of the necessary technical documentation and the conformity declaration as well as the production control guaranteed by the manufacturer and the provision of applicable directives fulfilled.

**kiwa**

**ATTESTATION OF CONFORMITY**  
Certificate Number: 1801-DUN-437

Certificate Owner: **OSMANGAZİ BAĞCIYI T.C. ANONİM ŞİRKETİ**  
Certificate Subject: **PORTABLE WATER SAMPLING WATER SAMPLER**

Product: **PORTABLE WATER SAMPLING WATER SAMPLER**

Type / Model: **ASBA**

Other Model (if applicable): **ASBA**

Technical File No: **1801-DUN-437**

Declaration: **DECLARATION OF CONFORMITY**

Report Number: **1801-DUN-437**

Date: **03.03.2018**

Signature: *[Signature]*

CE marking can be affixed on the product after the preparation of the necessary technical documentation and the conformity declaration as well as the production control guaranteed by the manufacturer and the provision of applicable directives fulfilled.

**kiwa**

**ATTESTATION OF CONFORMITY**  
Certificate Number: 1801-DUN-435

Certificate Owner: **OSMANGAZİ BAĞCIYI T.C. ANONİM ŞİRKETİ**  
Certificate Subject: **PORTABLE WATER SAMPLING WATER SAMPLER**

Product: **PORTABLE WATER SAMPLING WATER SAMPLER**

Type / Model: **ASBA**

Other Model (if applicable): **ASBA**

Technical File No: **1801-DUN-435**

Declaration: **DECLARATION OF CONFORMITY**

Report Number: **1801-DUN-435**

Date: **03.03.2018**

Signature: *[Signature]*

CE marking can be affixed on the product after the preparation of the necessary technical documentation and the conformity declaration as well as the production control guaranteed by the manufacturer and the provision of applicable directives fulfilled.



## **BauFit Asia Co.,Ltd (Head Office)**

### **ADDRESS**

321/1 Phatthanakan Rd, Khwaeng Prawet, Khet Prawet,  
Krung Thep Maha Nakhon 10250,  
Thailand

### **PHONE**

+66 2 101 2799  
+66818384870 Thai / English  
+66625933663 English

### **E-MAIL**

[sales@baufitasia.com](mailto:sales@baufitasia.com)  
[support@baufitasia.com](mailto:support@baufitasia.com)