

# Ole Miss

## BASEBALL

# 2023 GAME NOTES

Ole Miss Athletics Communications | 2301 S. Lamar Blvd. | Oxford, MS 38655  
**BSB Contact:** Kyle Birnbrauer | **Email:** kyleb@olemiss.edu | **Phone:** 662-816-3671  
**Web:** OleMissSports.com/sports/baseball | **Twitter:** @OleMissBSB | **Instagram:** @olemissbsb  
**Facebook:** Facebook.com/OleMissBaseball | **TikTok:** @olemissbsb

WEEK 8 // VS. #5 ARKANSAS

APRIL 6-8 // OXFORD, MISS.

RECORD	RECORD	RANKING
17-11	1-8	N/A
HEAD COACH	RECORD	YEAR
Mike Bianco	971-567-1	26th
OM RECORD	YEAR	
871-496-1	23rd	



VS



RECORD	RECORD	RANKING
23-5	6-3	5
HEAD COACH	RECORD	YEAR
Dave Van Horn	1,403-668	35th
ARK RECORD	YEAR	
818-428	21st	

### 2023 SCHEDULE

DATE	OPPONENT	RESULT/TIME (CT)
Feb. 17	Delaware	W, 11-2
Feb. 18	Delaware	W, 10-0 (8)
Feb. 19	Delaware	W, 14-4 (7)
Feb. 21	Arkansas State	W, 11-3
Feb. 24	#13 Maryland	L, 2-9
Feb. 25	#13 Maryland	W, 12-6
Feb. 26	#13 Maryland	W, 18-8 (8)
Feb. 28	Louisiana Tech	L, 5-6
Mar. 1	Louisiana Tech	W, 4-3 (6)
Mar. 3	vs. #18 Maryland#	W, 5-1
Mar. 4	at Minnesota#	W, 9-7
Mar. 5	vs. Nebraska#	W, 14-5
Mar. 7	#22 Southern Miss	W, 11-5
Mar. 10	Purdue	W, 15-7
Mar. 11	Purdue	W, 7-6 (10)
Mar. 12	Purdue	W, 6-1
Mar. 14	at Jacksonville State	L, 6-10
Mar. 16	at #6 Vanderbilt* [ESPNU]	L, 2-12 (8)
Mar. 17	at #6 Vanderbilt*	L, 0-8
Mar. 18	at #6 Vanderbilt*	L, 2-7
Mar. 21	Arkansas Pine Bluff	W, 11-1 (7)
Mar. 25	#3 Florida*	L, 7-9
Mar. 25	#3 Florida*	L, 8-12
Mar. 26	#3 Florida* [SEC Network]	L, 4-7
Mar. 28	vs. Southern Miss&	Canceled
Mar. 31	at Texas A&M*	L, 6-8
Apr. 1	at Texas A&M* [SEC Network]	W, 14-7
Apr. 2	at Texas A&M*	L, 4-5
Apr. 4	at Memphis	W, 7-2
Apr. 6	#5 Arkansas*	6:30 p.m.
Apr. 7	#5 Arkansas*	6:30 p.m.
Apr. 8	#5 Arkansas* [SEC Network]	2 p.m.
Apr. 11	Memphis	6:30 p.m.
Apr. 12	Alcorn State	6:30 p.m.
Apr. 14	at Mississippi State*	6 p.m.
Apr. 15	at Mississippi State* [SEC Network]	3 p.m.
Apr. 16	at Mississippi State*	1 p.m.
Apr. 18	at Arkansas State	6 p.m.
Apr. 21	LSU*	6:30 p.m.
Apr. 22	LSU* [ESPN2]	2 p.m.
Apr. 23	LSU*	1:30 p.m.
Apr. 25	vs. Mississippi State&	6 p.m.
Apr. 28	Georgia*	6:30 p.m.
Apr. 29	Georgia*	1:30 p.m.
Apr. 30	Georgia*	1:30 p.m.
May 2	Little Rock	11 a.m.
May 4	at Missouri* [SEC Network]	6 p.m.
May 5	at Missouri*	6 p.m.
May 6	at Missouri*	2 p.m.
May 11	Auburn* [ESPNU]	7 p.m.
May 12	Auburn*	6:30 p.m.
May 13	Auburn* [SEC Network]	2 p.m.
May 16	Austin Peay	6:30 p.m.
May 18	at Alabama*	6 p.m.
May 19	at Alabama*	6 p.m.
May 20	at Alabama*	2 p.m.
May 23-28	SEC Tournament%	TBA
June 2-5	NCAA Regionals	TBA
June 9-12	NCAA Super Regionals	TBA
June 16-26	College World Series	TBA

# - Cambria College Classic (Minneapolis, Minn.)  
 & - Pearl, Miss.  
 % - Hoover, Alabama  
 \* - Southeastern Conference game

### LEADING OFF

- Ole Miss returns to Swayze Field this weekend for a three-game series against No. 5 Arkansas.
- The Rebels and the Razorbacks matched up six times last year, including three times in the College World Series
- Ole Miss won two out of three games against Arkansas at the CWS including a 2-0 win to reach the CWS Finals. Dylan DeLucia pitched a nine-inning complete game, striking out seven and allowing just four hits.
- The Rebels have won four of the last six series between the two teams winning in 2016, 2017, 2018, and 2019.
- Ole Miss and Arkansas have played each other nine times over the last three postseasons (2019, 2021, 2022).
- Jacob Gonzalez was named to the 2023 Golden Spikes Award Midseason Watch List this week becoming the first Rebel to do so since 2014.
- Head coach Mike Bianco became the second-winningest SEC head coach of all time on Tuesday passing Skip Bertman with his 871st win.
- The Rebels have scored 17 runs with two outs over their last four games and are hitting .312 as a team with two outs.
- Kemp Alderman is ranked fourth in the SEC in RBI with 42 RBI in 28 games. He is averaging 1.50 RBI per game. Alderman is also ranked eighth in the SEC in home runs with 11, tying his total from 2022 already.
- Alderman is currently riding a 23-game on-base streak dating back to February 25, the longest streak of the season for Ole Miss. He also owns the longest hitting streak at 12 games (2/25-3/11).
- Ethan Groff is ranked eighth in the SEC in stolen bases with 11. He has only been caught stealing once in 12 tries.
- Ole Miss is ranked fourth in the SEC in fielding percentage (.981) and sixth in batting average (.302).

### GAME INFO

**Dates:** April 6-8  
**First Pitch (CT):** 6:30 p.m. / 6:30 p.m. / 2 p.m.  
**Location:** Oxford, Miss.  
**Venue:** Oxford-University Stadium/Swayze Field  
**TV:** SECN+ / SEC Network  
**PxP:** Richard Cross / Dave Neal  
**Analyst:** Matt McLaughlin / Kyle Peterson  
**Radio:** Ole Miss Radio Network  
**PxP:** David Kellum  
**Analyst:** Brad Henderson  
**Live Stats:** OleMissStats.com

### SERIES HISTORY

**All-Time:** 52-57 (.477)  
**Last Meeting:** June 23, 2022 (CWS) (W, 2-0)

### NUMBERS TO KNOW

- 13** Jacob Gonzalez has 13 two-out RBI so far this season. He is hitting .571 (16-for-28) in plate appearances with two outs.
- 11** The Rebels drew a season-high 11 walks in last Saturday's win over Texas A&M. Seven of those runners came around to score in the game.

### PROJECTED STARTING LINEUP

#### POSITION PLAYERS

Pos. No.	Name	Yr.	B/T	GP-GS	Avg.	R	H	2B	3B	HR	RBI	SLG%	BB	HBP	SO	OBP	SB-ATT
C	2 Calvin Harris	Jr.	L/R	28-28	.366	33	41	8	1	4	23	.563	14	0	21	.426	2-2
1B	20 Anthony Calarco	Sr.	L/R	27-27	.305	16	29	6	0	3	22	.463	13	4	23	.407	0-0
2B	1 Peyton Chatagnier	Sr.	R/R	28-28	.265	20	27	6	1	6	19	.520	11	1	24	.339	1-3
3B	9 Ethan Lege	Jr.	R/R	25-24	.222	16	18	4	0	1	9	.309	8	8	10	.340	2-3
SS	7 Jacob Gonzalez	Jr.	L/R	28-28	.346	29	36	11	0	5	27	.596	24	6	17	.485	0-2
LF	12 Kemp Alderman	Jr.	R/R	28-28	.358	22	39	6	0	11	42	.716	15	1	21	.430	4-4
CF	10 Ethan Groff	Sr.	R/R	28-28	.352	35	37	9	1	4	34	.571	22	7	17	.485	11-12
RF	4 TJ McCants	So.	L/R	25-23	.279	19	24	3	1	7	20	.581	11	0	30	.357	7-7
DH	35 Will Furniss	Fr.	L/R	26-19	.277	9	18	3	0	2	5	.415	6	2	16	.356	0-0

#### ON THE MOUND

Pos. No.	Name	Yr.	App-GS	W-L	ERA	IP	H	R	ER	BB	SO	2B	3B	HR	Avg.	WP	HBP
RHP	39 Jack Dougherty	Jr.	7-6	2-2	5.79	32.2	38	22	21	9	35	9	0	6	.284	1	2
LHP	33 Xavier Rivas	Jr.	7-7	4-2	5.61	33.2	30	23	21	19	39	6	0	8	.236	1	4
RHP	21 JT Quinn	Fr.	10-5	3-0	5.79	28.0	25	20	18	14	28	4	2	3	.240	4	4

**QUICK FACTS**

**UNIVERSITY**

Name .....University of Mississippi (Ole Miss)  
 Location .....Oxford, Miss.  
 Founded ..... Nov. 6, 1848  
 Enrollment ..... 22,967  
 Nickname .....Rebels  
 Colors ..... Cardinal Red & Navy Blue  
 Conference ..... Southeastern (West)  
 Chancellor ..... Dr. Glenn Boyce  
 Athletics Director ..... Keith Carter  
 Faculty Athletics Representative ..... Ron Rychlak

**STADIUM INFO**

Home Stadium ... Oxford-University Stadium/Swayze Field  
 Capacity ..... 11,477  
 Dimensions ..... LF-330, LC -365, CF-390  
 ..... RC-365, RF-330

**COACHING STAFF**

Head Coach ..... Mike Bianco  
 Alma Mater ..... LSU, 1989  
 Record at Ole Miss ..... 871-496-1  
 Year at Ole Miss ..... 23rd  
 Overall Record (26th Season) ..... 971-567-1  
 Assistant Coach ..... Carl Lafferty  
 Alma Mater ..... Ole Miss, 2004  
 Year at Ole Miss ..... 17th  
 Assistant Coach ..... Mike Clement  
 Alma Mater ..... Morningside College, 2002  
 Year at Ole Miss ..... 9th  
 Volunteer Assistant Coach ..... Chris Cleary  
 Alma Mater ..... Menlo, 2012  
 Year at Ole Miss ..... 5th

**PROGRAM HISTORY**

First Year ..... 1893  
 All-Time Record ..... 2,344-1667-20 (.585)  
 All-Time SEC Record ..... 883-995-2 (.471)  
 SEC Regular Season Championships ..... 7  
 (1959, '64, '69, '72, '77, 2009)  
 SEC Tournament Championships ..... 3  
 (1977, 2006, '18)  
 SEC West Championships ..... 15  
 (1954, '56, '59, '60, '63, '64, '67, '69,  
 '72, '77, '82, 2005, '09, '14, '18)  
 NCAA Tournament Appearances ..... 25  
 NCAA Tournament Record ..... 72-54 (.571)  
 NCAA Regional Championships ..... 12  
 (1956, '64, '69, '72, 2005  
 '06, '07, '09, '14, '19, '21, '22)  
 NCAA Super Regional Appearances ..... 8  
 (2005, '06, '07, '09, '14, '19, '21, '22)  
 College World Appearances ..... 6  
 (1956, '64, '69, '72, 2014, '22)  
 All-America Selections ..... 38  
 All-SEC Selections ..... 161  
 MLB Draft Selections ..... 209

**TEAM INFORMATION**

Letterwinners Returning/Lost ..... 18/18  
 Position Starters Returning/Lost ..... 4/5  
 Pitchers Returning/Lost ..... 8/9  
 Newcomers ..... 19

**DAILY SCHEDULE**

TUESDAY	WEDNESDAY	THURSDAY	FRIDAY	SATURDAY	SUNDAY
• at Memphis 6 p.m.	• Practice 2:30 p.m.	• vs. Arkansas 6:30 p.m.	• vs. Arkansas 6:30 p.m.	• vs. Arkansas 2 p.m.	• Off day

\* All times central and subject to change

**ATHLETICS COMMUNICATIONS:** Ole Miss Assistant Director of Athletic Communications Kyle Birnbrauer handles all communications duties for the Ole Miss baseball program. For any questions or special requests, contact him on his cell at (662) 816-3671 or reach him by email at [kyleb@olemiss.edu](mailto:kyleb@olemiss.edu).

**PRACTICES/INTERVIEWS:** The Rebels practice throughout the week at Oxford-University Stadium/Swayze Field, with practice typically occurring from 2-5 p.m. CT. All practices are open to the media. Media wishing to arrange interviews with coaches or players either in person or remotely should contact Assistant Director of Athletic Communications Kyle Birnbrauer. All interview requests must be made at least 24 hours in advance. Media availability for players is subject to the team's time management plan.

**CREDENTIALS:** Requests for credentials must be sent to Kyle Birnbrauer ([kyleb@olemiss.edu](mailto:kyleb@olemiss.edu)) at least 24 hours prior to each game. Please only submit credential requests for games you are sure to attend. Priority will be given to media outlets and members who regularly cover Ole Miss baseball.

**CREDENTIAL PICKUP/STADIUM ENTRANCE:** Credentials can be picked up on gameday at the Oxford-University Stadium will call window to the left of the main gate. Gates open one hour prior to first pitch for midweek games and two hours prior to weekend games, including Thursday games of weekend series. Outside of ADA considerations, media members are not permitted to utilize the elevator or enter the Diamond Club area. Media members can access the press box using the stairs between Section M and N.

**PARKING:** Media parking will once again be in Lot A, adjacent to the Main Athletics Building off of Gertrude Ford Blvd. When you are approved for single-game credentials, you will also be added to the pass list for Lot A.

**PHOTOGRAPHY/VIDEOGRAPHY:** Still photographers may shoot from the film deck behind home plate or inside the camera wells down both base lines. Photographers are not allowed to shoot from within the dugout area. Any photographer not following the guidelines may have his credentials revoked at any time. Credentials must be clearly and properly displayed at all times. To request a credential, please contact Kyle Birnbrauer in the Ole Miss Athletics Communications office.

**VISITING RADIO:** Please contact the Kyle Birnbrauer in the Ole Miss Athletics Communications Office for credentials. The visiting radio booth is behind home plate on the first base side of the plate. Space for a crew of four is allowed for each broadcasting medium. As required by the SEC, Ole Miss provides phone lines for visiting radio.

**POSTGAME MEDIA:** Both team locker rooms are **CLOSED** to the media following the game, by facility policy. Selected players will be brought to the media down the first base line following a 10-minute cooling off period. Ole Miss head coach Mike Bianco will address the media approximately 10 minutes after the game following player interviews. On some occasions, the selected players and coach may also be requested for radio interviews with the Ole Miss Radio Network or national television, and will meet those obligations for interviews first.

**TELEVISION INFORMATION:** All Ole Miss home games not already scheduled for national television are broadcasted live on SEC Network+ via WatchESPN.com and the ESPN app. Links for these broadcasts are made available on the schedule page at OleMissSports.com, as well as in each week's preview. All other games scheduled on the ESPN family of networks can be found on the schedule page online.

**LIVE STATS:** Live stats are available for each Ole Miss baseball game. Links to follow will be made available online at OleMissSports.com, and can generally be found specifically in game previews or game notes. For all Rebel home games, live stats are available via StatBroadcast on the schedule page at OleMissSports.com or by visiting [olemiss.statbroadcast.com](http://olemiss.statbroadcast.com).

**FTP:** Ole Miss offers free FTP downloads of game highlights and interviews with coaches and players for television stations to use during regularly scheduled news/sportscasts. To access the Ole Miss FTP site, please contact Jake Hromada at 440-242-1262 or [jahromad@olemiss.edu](mailto:jahromad@olemiss.edu). Press conferences, media opportunities, practices and any form of competition may not be broadcast live without prior consent of the athletics department. Content attained via FTP should be credited to Ole Miss Sports Productions.

**OLE MISS STYLE GUIDE**

**NAME**

Ole Miss (preferred)  
 University of Mississippi  
~~Mississippi~~

**NICKNAME**

Rebels

**LOGO**



**COLORS**

Cardinal Red (PMS 186)  
 Navy Blue (PMS 2767)

**MASCOT**



TONY

## 2023 ROSTER

## NUMERICAL

NO.	NAME	POS.	B/T	HT./WT.	YR.-EXP.	HOMETOWN/PREVIOUS SCHOOL
1	Peyton Chatagnier	IF	R/R	5-10/180	Sr.*-3L	Cypress, Texas/Cy-Fair
2	Calvin Harris	C/OF	L/R	6-0/215	Jr.-2L	Peosta, Iowa/Western Dubuque
4	TJ McCants	OF/IF	L/R	6-3/195	Jr.-2L	Cantonment, Fla./Pensacola Catholic
6	Reagan Burford	IF	R/R	6-0/195	Jr.-1L	Germantown, Tenn./Northwest Florida State
7	Jacob Gonzalez	IF	L/R	6-2/200	Jr.-2L	Glendora, Calif./Glendora
8	Bo Gatlin	IF	R/R	5-11/195	Jr.-JC	Oxford, Miss./Meridian CC
9	Ethan Lege	IF	R/R	6-1/215	Jr.-JC	Abbeville, La./Delgado CC
10	Ethan Groff	OF	R/R	6-0/200	Sr.-TR	Orlando, Fla./Tulane
12	Kemp Alderman	OF/C	R/R	6-3/250	Jr.-2L	Decatur, Miss./Newton County Academy
13	Jordan Vera	RHP	R/R	6-2/205	Fr.-HS	Miami, Fla./ESB Academy
14	Tim Simay	IF	R/R	6-0/190	Fr.-HS	Hoschton, Ga./Mill Creek
16	Will Plattner	C	R/R	6-1/210	Fr.-HS	Springfield, Ill./Glenwood
17	John Kramer	OF	L/L	6-1/225	So.-1L	Wildwood, Mo./Lafayette
18	Mitch Murrell	RHP	R/R	6-4/210	Sr.*-3L	Ocean Springs, Miss./Ocean Springs
19	Matt Parenteau	RHP	R/R	6-6/235	Sr.*-1L	Carmel, Ind./Parkland College
20	Anthony Calarco	IF	L/R	6-4/235	Sr.-TR	Wilmette, Ill./Northwestern
21	JT Quinn	RHP	R/R	6-6/205	Fr.-HS	Tampa, Fla./Berkeley Prep
22	Tommy Henninger	RHP	R/R	6-2/205	Jr.-JC	Louisville, Ky./John A. Logan College
23	Josh Mallitz	RHP	R/R	6-3/215	Jr.-2L	Tampa, Fla./Tampa Jesuit
24	Jackson Kimbrell	LHP	R/L	6-1/200	Sr.*-3L	Birmingham, Ala./Oak Mountain
25	Grayson Saunier	RHP	L/R	6-4/200	Fr.-HS	Memphis, Tenn./Collierville
26	Hunter Elliott	LHP	L/L	6-3/205	So.-1L	Tupelo, Miss./Tupelo
27	Judd Utermark	IF	R/R	6-5/230	Fr.-HS	Charlotte, N.C./Charlotte Christian
28	Banks Tolley	OF	R/R	6-0/185	Sr.*-1L	Madison, Miss./Meridian CC
29	Brady Disbro	RHP	R/R	6-2/215	Fr.-HS	Dana Point, Calif./Capistrano Valley
33	Xavier Rivas	LHP	L/L	6-4/225	Jr.-TR	Portage, Ind./Indianapolis
34	Riley Maddox	RHP	R/R	6-1/210	So.-1L	Pearl, Miss./Jackson Prep
35	Will Furniss	IF	L/R	6-4/245	Fr.-HS	Nacogdoches, Texas/Nacogdoches
37	Mason Morris	IF/RHP	R/R	6-4/225	Fr.-HS	Tupelo, Miss./Tupelo
38	Patrick Galle	RHP	R/R	6-2/200	Fr.-HS	Biloxi, Miss./Biloxi
39	Jack Dougherty	RHP	R/R	6-4/215	Jr.-2L	Collierville, Tenn./Collierville
40	Garrett Wood	IF	S/R	5-11/175	Sr.-2L	Claremore, Okla./Johnson County CC
43	Cole Ketchum	RHP	R/R	6-1/205	Fr.-HS	West Point, Miss./Heritage Academy
44	Cole Tolbert	RHP	R/R	6-4/210	So.-JC	Laurel, Miss./Pearl River CC
45	Mason Nichols	RHP	R/R	6-5/215	So.-1L	Jackson, Miss./Jackson Prep
46	Brayden Jones	RHP	R/R	6-0/200	Fr.-RS	Madison, Miss./Madison-Ridgeland Academy
47	Sam Tookoian	RHP	R/R	6-5/255	Fr.-HS	Fresno, Calif./Buchanan
48	Nathan Fink	OF	R/R	6-4/225	Fr.-HS	Charlottesville, Va./IMG Academy
90	Tyhone Malone	IF	R/R	6-4/315	So.-1L	Jamesburg, N.J./Bergen Catholic

\* - Has an additional year of eligibility due to COVID-19 pandemic

## ALPHABETICAL

NO.	NAME	PRONUNCIATION
12	Alderman, Kemp	
5	Bianco, Mike	BEE-ain-co
6	Burford, Reagan	
20	Calarco, Anthony	kuh-LAR-co
1	Chatagnier, Peyton	SHAT-an-yay
30	Clement, Mike	CLEM-et
29	Disbro, Brady	
39	Dougherty, Jack	
26	Elliott, Hunter	
48	Fink, Nathan	
35	Furniss, Will	
38	Galle, Patrick	GALL-ay
8	Gatlin, Bo	
7	Gonzalez, Jacob	
10	Groff, Ethan	
2	Harris, Calvin	
22	Henninger, Tommy	hen-in-GRR
46	Jones, Brayden	
43	Ketchum, Cole	
24	Kimbrell, Jackson	
17	Kramer, John	
9	Lege, Ethan	LAY-jay
34	Maddox, Riley	
23	Mallitz, Josh	MAL-its
90	Malone, Tyhone	tie-WAHN
4	McCants, TJ	
37	Morris, Mason	
18	Murrell, Mitch	
45	Nichols, Mason	
19	Parenteau, Matt	Pa-REN-toe
16	Plattner, Will	
21	Quinn, JT	
33	Rivas, Xavier	REE-vas
25	Saunier, Grayson	SAWN-yay
14	Simay, Tim	Sim-AY
44	Tolbert, Cole	
28	Tolley, Banks	
47	Tookoian, Sam	TWO-koy-ahn
27	Utermark, Judd	YOU-ter-mark
13	Vera, Jordan	
40	Wood, Garrett	

## COACHING AND SUPPORT STAFF

NO.	NAME	POSITION	AT OLE MISS	ALMA MATER (YEAR)
5	Mike Bianco	Head Coach	23rd Season	LSU (1989)
15	Carl Lafferty	Assistant Coach	17th Season	Ole Miss (2004)
30	Mike Clement	Assistant Coach	9th Season	Morningside (2002)
36	Chris Cleary	Volunteer Assistant Coach	5th Season	Menlo (2012)
	Sam Slavik	Director of Operations	3rd Season	Cincinnati (2011)
	Chris Goudoras	Director of Analytics	6th Season	Bentley (2015)
	Josh Porter	Senior Athletic Trainer	11th Season	UNCG (2007)
	John Carello	Strength and Conditioning	2nd Season	Kean University (2019)

## BY STATE

NO.	STATE	NO.	STATE
1	Alabama	12	Mississippi
3	California	1	Missouri
5	Florida	1	New Jersey
1	Georgia	1	North Carolina
2	Illinois	1	Oklahoma
1	Iowa	3	Tennessee
2	Indiana	2	Texas
1	Kentucky	1	Virginia
1	Louisiana		

**STAY GOLDEN**

Jacob Gonzalez was named to the 2023 Golden Spikes Award Midseason Watch List on Tuesday, becoming the first Rebel since 2014 to make the list. Gonzalez joined former Rebels Chris Ellis, Bobby Wahl, Stuart Turner, and Alex Yarbrough as the only representatives from Ole Miss to make the Midseason Watch List. Ellis was the last to do it during the 2014 season.

Before the 2023 season started, Gonzalez became the first Rebel since 2008 to make the Preseason Watch List twice, having also been named to the list prior to last season. He is also one of just two Rebel position players to make the list during that time with the other being Hayden Dunhurst in 2022.

**SECOND TO ONE**

Head coach Mike Bianco passed the legendary Skip Bertman for second-most wins by an SEC head coach Tuesday night with Ole Miss' 7-2 win over Memphis. Bianco played for Bertman at LSU from 1988-89 and coached on his staff from 1993-97. Ron Polk is the all-time leader with 1,218 wins at Mississippi State and Georgia.

**CLUTCH GENE**

Ole Miss scored eight runs with two outs in Saturday's win over Texas A&M. They have scored 17 total runs with two outs over their last four games, just over half of their run production during that stretch. The Rebels are hitting .312 with two outs as a team.

Jacob Gonzalez is hitting .571 (16-for-28) and has 13 RBI when batting with two outs in an inning. Kemp Alderman leads the team with 17 two-out RBI on the season.

**WALK BEFORE YOU RUN**

The Rebels drew a season-high 11 walks in last Saturday's win over Texas A&M in what was a return to form for the offense. Seven of the 11 runners that reached base on a walk came around to score.

Ole Miss drew 91 walks over their first 16 games but

have only drawn 33 in their first nine SEC conference games, averaging less than four per game.

**OUT OF THE GATE**

Ole Miss has scored 124 runs in the first four innings of games. Over half (55.1%) of their run production has occurred in those early innings. They are outscoring opponents 65-23 in the first two innings of play.

**GOING PRO**

With the MLB and MiLB seasons starting up last weekend, three former Rebels found themselves ranked in the Top-30 Prospects Lists for their organizations. Gunnar Hoglund is ranked as the No. 15 prospect in the Oakland Athletics organization, Ryan Rolison is ranked as the No. 28 prospect in the Colorado Rockies organization, and Doug Nixhazy is ranked as the No. 30 prospect in the Cleveland Guardians organization.

Lance Lynn (Chicago White Sox), Nick Fortes (Miami Marlins), Chad Smith (Oakland Athletics), Drew Pomeranz (San Diego Padres), and Ryan Rolison (Colorado Rockies) will all start the 2023 season on the active 40-man MLB roster for their respective clubs.

**BASH BROS**

During the first two games of Ole Miss' series against Purdue, Kemp Alderman and TJ McCants became the first pair of teammates to combine for six home runs in two-consecutive games since 1998. McCants hit two in Friday's matchup and added one more Saturday while Alderman hit two on Saturday after hitting one the night before. Alderman now leads the team with eight long balls while McCants is in second with six.

The last pair to accomplish the feat were brothers Jason and Josh Huisman (3/15/1998 at Kentucky and 3/17/1998 at NE Louisiana). Jason Huisman hit two home runs in each game while Josh Huisman added one in each.

**COMING HOME**

Jacob Gonzalez has been climbing the Ole Miss all-time runs scored leaderboard this season, currently ranked

**THE REBELS' RECORD WHEN...**

Category	Overall	SEC
Overall	17-11	1-8
Home	12-5	0-3
Away	3-6	1-5
Neutral	2-0	0-0
vs. Ranked teams	4-7	0-6
Day games	9-4	0-4
Night (4 p.m. or later) games	8-7	1-4
In February	6-2	0-0
In March	9-8	0-7
In April	2-1	1-1
In May	0-0	0-0
In June	0-0	0-0
vs. Left-handed starters	5-5	1-5
vs. Right-handed starters	12-6	0-3
One-run games	2-2	0-1
Two-run games	1-2	0-2
5+ run games	13-4	1-3
In extra innings	1-0	0-0
Shutouts	1-1	0-1
Scoring first	12-5	0-3
Scoring in 1st inning	10-4	0-3
Scoring 0-2 runs	0-4	0-3
Scoring 3-5 runs	2-3	0-2
Scoring 6-9 runs	4-4	0-3
Scoring 10 or more runs	11-0	1-0
Leading after six innings	14-2	1-1
Tied after six innings	0-1	0-0
Trailing after six innings	2-8	0-6
Leading after seven innings	13-1	1-1
Tied after seven innings	0-0	0-0
Trailing after seven innings	0-10	0-7
Leading after eight innings	11-0	1-0
Tied after eight innings	1-0	0-0
Trailing after eight innings	0-10	0-7
Outhitting the opponent	15-2	0-1
Outhit by the opponent	2-7	1-5
Same number of hits as opponent	0-2	0-2
Hitting a home run	14-4	1-3
Not hitting a home run	3-7	0-4
Allowing a home run	10-10	0-8
Not allowing a home run	7-1	1-0
Making no errors	11-6	0-4
Making one error	4-2	1-1
Making two or more errors	2-3	0-3
Opponent makes no errors	7-3	1-3
Opponent makes one error	8-5	0-3
Opponent makes two or more errors	2-3	0-2
In navy jerseys	5-4	1-2
In red jerseys	5-3	0-3
In pinstripe jerseys	3-1	0-0
In powder blue jerseys	4-3	0-3

**IN THE DUGOUT/WHERE THEY ARE ON THE FIELD**



**Mike Bianco**  
Mound Visits/Dugout



**Carl Lafferty**  
Bullpen/Dugout



**Mike Clement**  
3rd Base/Dugout



**Chris Cleary**  
1st Base/Dugout

ninth all-time with 169 runs scored in his career.

Gonzalez is only 29 runs off of the top spot with well over half of the season still left to play. Former player and current Ole Miss Sports Network color analyst Brad Henderson owns the record, scoring 198 runs over the course of his 203 career games.

Gonzalez owns the second and fifth-highest records for runs scored in a single season with 73 in 2021 and 67 in 2022.

**WHO YA GONNA CALL?**

With the game tied 6-6 in the 10th inning, Kemp Alderman hit a solo walk-off home run to give the Rebels the win in Saturday's contest with Purdue. Alderman's blast was the team's first true walk-off (9+ innings) of the season and the first since he hit a walk-off home run on April 24, 2021 against LSU.

**HOMERS ARE CONTAGIOUS**

From March 7 to March 11 the Rebels hit three or more home runs in three-consecutive games for the first time since the 2019 Oxford Regional. They hit three in a midweek win over Southern Miss, three in a series opening win over Purdue, and then four in their extra-inning win in game two against the Boilermakers. TJ McCants hit four of the 10 home runs, Kemp Alderman hit three, Peyton Chatagnier hit two, and Anthony Calarco hit one.

**MVP, MVP, MVP**

Ethan Groff was named MVP of the Cambria College Classic on March 3-5, hitting .500 (7-for-14) with eight RBI, five runs scored, and two stolen bases in Minneapolis. He drove in four runs against No. 18 Maryland and four more against Nebraska. The senior outfielder had at least two hits and scored at least one run in all three games of the tournament.

**SAUN-K**

Grayson Saunier struck out 11 batters in his third collegiate start against Minnesota on March 4. It was the most by an Ole Miss starter since Dylan DeLucia struck out 12 in the opening game of the Coral Gables Regional against Arizona last season.

**SUNDAY DRIVE**

Calvin Harris had a career day on February 26 against No. 13 Maryland, posting a career-high eight RBI in what was the first four-hit game and multi-home run game in his time as a Rebel. Harris became the first Rebel to drive in eight runs since Thomas Dillard in 2019 and is one of only three players to drive in eight runs in a game since at least 1997 (Sikes Orvis, 2015).

**NUMBER OF THE BEAST**

Ole Miss hit six home runs on February 26 in a victory over Maryland, becoming one of just three teams in the Mike Bianco era to accomplish that feat in a single game. The Rebels did it last season against Alabama and in 2019 against UAPB. Before 2019, the Rebels had not put together a six-home run game since March 2, 1999.

**OFF AND RUNNING**

The Rebel offense came out hot on Opening Weekend, scoring 35 total runs over their first three games.

That mark was the highest for an Opening Weekend series since 2008 when they scored 45 runs against Minnesota.

**WELCOME TO THE SHOW**

11 Rebel freshmen have made their debut in 2023: Will Furniss, Brayden Jones, Cole Ketchum, Mason Morris, Will Plattner, JT Quinn, Grayson Saunier, Tim Simay, Sam Tookoian, Judd Utermark, and Jordan Vera.

Saunier made his collegiate debut on Opening Weekend getting the start for game two against Delaware. He allowed just one hit over four innings while striking out five batters. Quinn made his first career start against Arkansas State while Furniss and Utermark each hit a home run in their first career at-bats. Jones, Ketchum, and Tookoian each posted scoreless outings in their debuts out of the bullpen.

REBELS IN THE SEC/NCAA			
TEAM	VALUE	SEC	NCAA
Base on Balls	135	12	105
Doubles	57	8	78
Earned Run Average	5.55	11	125
Hits	282	10	80
Hits Allowed Per Nine Innings	9.01	10	93
Home Runs	46	9	29
Home Runs Per Game	1.64	8	35
Runs	225	11	53
Sacrifice Flies	17	3	23
Scoring	8.0	10	45
Shutouts	1	10	95
Slugging Percentage	.519	9	32
Strikeout-to-Walk Ratio	2.05	12	110
Strikeouts Per Nine Innings	10.2	11	44
WHIP	1.55	10	117
W/L Percentage	.607	12	82
Walks Allowed Per Nine Innings	4.94	11	175
<b>INDIVIDUAL</b>			
<b>Kemp Alderman</b>			
Home Runs	11	8	22
Home Runs Per Game	0.39	9	37
RBI	42	4	12
RBI Per Game	1.50	4	15
Slugging Percentage	.716	18	82
Total Bases	78	11	51
<b>Jacob Gonzalez</b>			
Base on Balls	24	10	63
Doubles	11	4	47
Doubles Per Game	0.39	5	74
On Base Percentage	.485	19	130
<b>Ethan Groff</b>			
Base On Balls	22	18	128
On Base Percentage	.485	19	130
RBI	34	15	62
RBI Per Game	1.21	13	90
Runs Per Game	1.25	9	63
Stolen Bases	11	8	108
<b>Calvin Harris</b>			
Batting Average	.366	19	193
Hits	41	12	90
Hits Per Game	1.46	11	126
<b>Ethan Lege</b>			
Hit By Pitch	8	13	112
HBP Per Game	0.32	13	112

**RANKINGS ROUNDUP**

	Preseason	1	2	3	4	5	6	7	8	9	10	11	12	13	14	15	Final
Baseball America	10	9	8	8	6	15	--	--	--	--	--	--	--	--	--	--	--
Collegiate Baseball	24	21	15	13	11	23	--	--	--	--	--	--	--	--	--	--	--
D1 Baseball	4	4	4	4	3	13	--	--	--	--	--	--	--	--	--	--	--
NCBWA	7	5	5	5	2	13	22	--	--	--	--	--	--	--	--	--	--
Perfect Game	6	6	6	8	8	14	23	--	--	--	--	--	--	--	--	--	--
USA Today	7	7	5	5	3	13	25	--	--	--	--	--	--	--	--	--	--

**HOME SWEET HOME**

Ole Miss has now won its home opener in 21 of 23 seasons during the Mike Bianco era and has won the opening home series of the season in 20 of Bianco's 23 campaigns. The Rebels have lost a home opening series just once, losing two-of-three to UCF in 2021.

**SEC PRESEASON COACHES POLL****West (First Place Votes)**

1. LSU (12)
2. Texas A&M (1)
3. Arkansas
4. Ole Miss (1)
5. Alabama
6. Auburn
7. Mississippi State

**East (First Place Votes)**

1. Tennessee (12)
2. Florida (2)
3. Vanderbilt
4. South Carolina

5. Georgia
6. Kentucky
7. Missouri

**PACK 'EM IN**

2023's home opener against Delaware saw 11,242 fans pack the stands at Swayze Field, the second-highest Opening Day attendance number in program history. It was also the 18th highest single-game attendance number in the history of Swayze Field.

**MISSISSIPPI MADE**

Of the 39 players on Ole Miss' roster in 2023, 12 of them hail from the state of Mississippi. The next closest state is Florida with five followed by Tennessee and California with three. In all, 17 states are represented on the Rebels' roster.

**TOUGH CROWD**

Ole Miss will be playing against 10 opponents this season who participated in the 2022 NCAA Baseball Tournament. Just three of those opponents are of the

**REBEL RECOGNITION****KEMP ALDERMAN**

- D1Baseball Preseason Outfielder Power Rankings (11)
- D1Baseball 2023 Top College MLB Draft Prospect (66)
- D1Baseball 2023 Top College MLB Draft SEC Prospects (26)
- D1Baseball SEC Player of the Year Watch List
- Perfect Game Top-150 Juniors (64)

**ANTHONY CALARCO**

- D1Baseball Preseason First Baseman Power Rankings (14)

**PEYTON CHATAGNIER**

- D1Baseball Preseason Second Baseman Power Rankings (27)

**JACK DOUGHERTY**

- D1Baseball Preseason Relief Pitchers Power Rankings (15)
- D1Baseball 2023 Top College MLB Draft SEC Prospects (41)
- D1Baseball SEC Pitcher of the Year Watch List

**HUNTER ELLIOTT**

- Golden Spikes Award Preseason Watch List
- Collegiate Baseball Second Team Preseason All-America
- D1Baseball Second Team Preseason All-America
- NCBWA Second Team Preseason All-America
- Perfect Game Second Team Preseason All-America
- D1Baseball Preseason Starting Pitchers Power Rankings (7)
- D1Baseball 2024 Top College MLB Draft SEC Prospects (18)
- D1Baseball SEC Pitcher of the Year Watch List
- Perfect Game Top-100 Sophomores (31)

**WILL FURNISS**

- D1Baseball SEC Impact Freshmen (41)

**JACOB GONZALEZ**

- Golden Spikes Award Preseason Watch List
- Baseball America First Team Preseason All-America
- Collegiate Baseball First Team Preseason All-America
- NCBWA First Team Preseason All-America
- Perfect Game First Team Preseason All-America
- D1Baseball Second Team Preseason All-America
- MLB Pipeline 2023 Top Draft Prospect (5)
- D1Baseball Preseason Shortstop Power Rankings (2)
- D1Baseball 2023 Top College MLB Draft Prospect (3)
- D1Baseball 2023 Top College MLB Draft SEC Prospects (3)
- D1Baseball SEC Player of the Year Watch List
- Perfect Game Top-150 Juniors (3)
- Perfect Game Preseason All-SEC Team

**ETHAN GROFF**

- D1Baseball Preseason Outfielder Power Rankings (14)
- D1Baseball 2023 Top College MLB Draft SEC Prospects (39)

**CALVIN HARRIS**

- D1Baseball Preseason Catcher Power Rankings (5)
- D1Baseball 2023 Top College MLB Draft Prospect (58)
- D1Baseball 2023 Top College MLB Draft SEC Prospects (25)
- Perfect Game Top-150 Juniors (70)

**ETHAN LEGE**

- D1Baseball Preseason Third Basemen Power Rankings (32)

**RILEY MADDOX**

- D1Baseball 2024 Top College MLB Draft SEC Prospects (37)

**TJ McCANTS**

- D1Baseball Preseason Outfielder Power Rankings (90)
- D1Baseball 2023 Top College MLB Draft Prospect (94)
- D1Baseball 2023 Top College MLB Draft SEC Prospects (35)

**MASON NICHOLS**

- D1Baseball Preseason Relief Pitchers Power Rankings (20)
- D1Baseball 2024 Top College MLB Draft SEC Prospects (49)

**JT QUINN**

- D1Baseball SEC Impact Freshmen (46)
- Perfect Game Top-100 Freshmen

**GRAYSON SAUNIER**

- D1Baseball Preseason Starting Pitchers Power Rankings (57)
- D1Baseball Preseason SEC Freshman of the Year
- D1Baseball SEC Impact Freshmen (1)
- D1Baseball SEC Pitcher of the Year Watch List
- Perfect Game Top-100 Freshmen

**SAM TOOIOIAN**

- D1Baseball SEC Impact Freshmen (28)

**THE LAST TIME...****Ole Miss**

Shut out an Opponent.....	February 18, 2023 vs. Delaware (W, 10-0, 8 inn.)
Completed a three-game sweep.....	March 10-12, 2023 vs. Purdue (W, 15-7, 7-6, 6-1)
Swept a Ranked Opponent.....	May 13-15 2022 at LSU (W, 5-3, 11-1, 8-5)
Scored 15+ Runs.....	March 10, 2023 vs. Purdue (W, 15-7)
Scored 20+ Runs.....	June 6, 2022 vs. Arizona (W, 22-6)
Scored 25+ Runs.....	March 20, 2019 vs. UAPB (W, 25-0)
Scored 9 runs in one inning.....	May 29, 2022 vs. North Alabama (4th inning, 9 runs, W, 20-3)
Scored 10 runs in one inning.....	May 16, 2021 vs. Vanderbilt (3rd inning, 10 runs, W, 13-10)
Had 20+ Hits.....	June 2, 2019 vs. Jacksonville State (W, 19-4, 20 hits)
Hit 2+ home runs in one inning.....	February 26, 2023 vs. #13 Maryland (P. Chatagnier, C. Harris & T. McCants, 3rd inning)
Defeated a No. 1 ranked team.....	April 10, 2021 vs. #1 Arkansas (W, 13-6)
Defeated a Top 5 ranked team.....	June 26, 2022 vs. #4 Oklahoma (W, 4-2)
Defeated a Top 10 ranked team.....	June 26, 2022 vs. #4 Oklahoma (W, 4-2)
Won a series over a Top 5 ranked team.....	May 16, 2021 vs. Vanderbilt
Won a series over Top 10 ranked team.....	May 13-15, 2022 at LSU
Every starter recorded at least one hit, one RBI and one run.....	April 21, 2015 vs. Central Arkansas (W, 18-4)
Had a walk-off victory.....	March 11, 2023 vs. Purdue (W, 7-6, 10 inn.)
Rallied from a 5-run deficit for a victory.....	Apr. 24, 2021 vs. LSU (Trailed 9-1, Won 10-9)
Rallied in the ninth for a victory.....	March 25, 2021 at No. 23 Alabama (Trailed 3-1, Won 9-6)

**A Rebel**

Hit two home runs in a game.....	Kemp Alderman, March 11, 2023 vs. Purdue
Hit two home runs in the same inning.....	Nick Fortes, May 2, 2017 vs. ULM (6th inning)
Hit three home runs in a game.....	Tim Elko, June 6, 2022 vs. Arizona
Hit a grand slam.....	Calvin Harris, February 26, 2023 vs. #13 Maryland
Teammates hit a grand slam in the same game.....	Kevin Graham and Tim Elko, March 2, 2022 vs. ULM
Hit a lead-off home run to begin the game.....	Jacob Gonzalez, February 26, 2023 vs. #13 Maryland
Hit a pinch-hit home run.....	Judd Utermark, February 18, 2023 vs. Delaware
Had five hits in a game.....	Kevin Graham, May 8, 2022 vs. Missouri (5)
Had six hits in a game.....	Tommy Nichols, April 5, 1967 vs. Delta State
Had six RBI in a game.....	Calvin Harris, February 26, 2023 vs. #13 Maryland (8)
Had eight RBI in a game.....	Calvin Harris, February 26, 2023 vs. #13 Maryland (8)
Had 10 RBI in a game.....	Charlie Conerly, April 28, 1947 vs. Millsaps
Hit back-to-back HRs.....	Jacob Gonzalez & Kemp Alderman, March 21, 2023 vs. UAPB
Had a walk-off hit/plate appearance.....	Kemp Alderman, March 11, 2023 vs. Purdue (W, 7-6)
Hit a walk-off HR.....	Kemp Alderman, March 11, 2023 vs. Purdue (W, 7-6)
Struck out 10 hitters in a game.....	Grayson Saunier, March 4, 2023 at Minnesota (11)
Struck out 10 hitters in his debut.....	Will Ethridge, Feb. 21, 2017 vs. Arkansas State
Reliever recorded at least 10 strikeouts.....	Will Ethridge (10), April 12, 2018 vs. Arkansas
Threw a nine-inning complete game.....	Dylan DeLucia, June 23, 2022 vs. Arkansas (W, 2-0)
Threw a perfect game.....	None
Threw a no-hitter.....	Doug Nikhazy, Drew McDaniel and Jackson Kimbrell, Feb. 21, 2020 vs. Xavier (W, 13-0)
Threw a one-hitter.....	Doug Nikhazy, Apr. 17, 2021 at #3 Mississippi State (W, 9-0)
Threw a two-hitter.....	Gunnar Hoglund, Austin Miller and Cole Baker, Feb. 22, 2020 vs. Xavier (W, 9-0)

non-conference variety, with seven of their 10 conference opponents having made it to the big dance last year. Ole Miss was directly responsible for eliminating two of those opponents (Southern Miss and Arkansas) from postseason play in 2022.

**ON DRAFT**

The Rebels had seven players selected in last year's 2022 MLB Draft, their most in a draft since 2019. Derek Diamond, Hayden Dunhurst, and Dylan DeLucia were all selected in the sixth round of the draft. Diamond was picked by the Pittsburgh Pirates, Dunhurst was picked by the Kansas City Royals, and DeLucia was picked by the Cleveland Guardians.

Brandon Johnson was selected in the ninth round by the Kansas City Royals, Tim Elko was selected in the 10th round by the Chicago White Sox, Kevin Graham was selected in the 14th round by the Arizona Diamondbacks, and Justin Bench was taken in the 17th round by the San Francisco Giants.

**MISCELLANEOUS STATS**

Multiple Hit Games	2	3	4	5+	Total
12 Kemp Alderman	9	4	-	-	13
10 Ethan Groff	8	3	-	-	11
2 Calvin Harris	8	1	2	-	11
7 Jacob Gonzalez	7	1	1	-	9
1 Peyton Chatagnier	6	2	-	-	8
20 Anthony Calarco	4	3	-	-	7
4 TJ McCants	6	-	-	-	6
9 Ethan Lege	5	-	-	-	5
35 Will Furniss	3	-	-	-	3
6 Reagan Burford	1	-	-	-	1
TEAM	57	14	3	0	74

Multiple RBI Games	2	3	4	5+	Total
12 Kemp Alderman	6	3	-	3	12
10 Ethan Groff	2	3	3	-	8
7 Jacob Gonzalez	5	1	-	1	7
20 Anthony Calarco	3	1	-	1	5
1 Peyton Chatagnier	3	1	1	-	5
4 TJ McCants	1	2	1	-	4
2 Calvin Harris	3	-	-	1	4
40 Garrett Wood	2	-	-	-	2
35 Will Furniss	2	-	-	-	2
9 Ethan Lege	1	-	1	-	2
6 Reagan Burford	-	1	-	-	1
27 Judd Utermark	-	1	-	-	1
TEAM	28	13	6	6	53

Hitting Streaks	Longest	Current
12 Kemp Alderman	12	4
7 Jacob Gonzalez	11	9
2 Calvin Harris	11	2
10 Ethan Groff	9	8
1 Peyton Chatagnier	9	-
4 TJ McCants	7	-
20 Anthony Calarco	5	5
35 Will Furniss	5	-
9 Ethan Lege	3	1
27 Judd Utermark	2	1
40 Garrett Wood	2	-
90 Tywone Malone	1	-
14 Tim Simay	1	-
6 Reagan Burford	1	-
17 John Kramer	1	-

Reached Base Streaks	Longest	Current
12 Kemp Alderman	23	23
7 Jacob Gonzalez	18	9
20 Anthony Calarco	13	9
10 Ethan Groff	12	8
1 Peyton Chatagnier	11	-
2 Calvin Harris	11	7
4 TJ McCants	8	-
35 Will Furniss	6	4
9 Ethan Lege	4	1
90 Tywone Malone	3	-
27 Judd Utermark	2	1
40 Garrett Wood	2	-
17 John Kramer	2	-
6 Reagan Burford	2	1
14 Tim Simay	1	-

**AROUND THE SEC**

**SEC STANDINGS**  
(Week 8)

East	SEC	Pct.	Overall	Pct.	Last 10	Streak
Vanderbilt	9-0	1.000	24-5	.828	10-0	W12
Kentucky	8-1	.889	26-3	.897	9-1	W5
South Carolina	8-1	.889	27-3	.900	8-2	W2
Florida	7-2	.778	25-5	.833	8-2	W3
Tennessee	4-5	.444	21-8	.724	6-4	W1
Missouri	3-6	.333	19-9	.679	4-6	L3
Georgia	1-8	.111	16-13	.552	3-7	W1

West	SEC	Pct.	Overall	Pct.	Last 10	Streak
LSU	6-3	.667	25-4	.862	7-3	W1
Arkansas	6-3	.667	23-5	.821	7-3	W2
Alabama	3-6	.333	22-8	.733	6-4	W1
Auburn	3-6	.333	18-10-1	.638	5-5	L3
Texas A&M	3-6	.333	18-11	.621	5-5	W2
Ole Miss	1-8	.111	17-11	.607	3-7	W1
Mississippi State	1-8	.111	17-13	.567	4-6	W1

**PLAYER OF THE WEEK**

- Week 1: Jared Wegner, Arkansas
- Week 2: Jac Caglianone, Florida  
Dylan Crews, LSU
- Week 3: Wyatt Langford, Florida  
Charlie Condon, Georgia
- Week 4: Hunter Gilliam, Kentucky  
Connor Tate, Georgia
- Week 5: Tommy White, LSU
- Week 6: Jac Caglianone, Florida  
Dylan Crews, LSU  
Parker Noland, Vanderbilt
- Week 7: Tavian Josenberger, Arkansas
- Week 8:
- Week 9:
- Week 10:
- Week 11:
- Week 12:
- Week 13:
- Week 14:

**PITCHER OF THE WEEK**

- Week 1: Paul Skenes, LSU
- Week 2: Liam Sullivan, Georgia  
Noah Hall, South Carolina
- Week 3: Paul Skenes, LSU
- Week 4: Thatcher Hurd, LSU  
Will McEntire, Arkansas
- Week 5: Brandon Sproat, Florida  
Hunter Owen, Vanderbilt
- Week 6: Noah Hall, South Carolina
- Week 7: Devin Futrell, Vanderbilt
- Week 8:
- Week 9:
- Week 10:
- Week 11:
- Week 12:
- Week 13:
- Week 14:

**FRESHMAN OF THE WEEK**

- Week 1: Ike Irish, Auburn  
Bryce Chance, Mississippi State
- Week 2: Ike Irish, Auburn
- Week 3: Colby Shelton, Alabama
- Week 4: Charlie Condon, Georgia  
Jared Jones, LSU
- Week 5: Ethan Petry, South Carolina
- Week 6: Ethan Petry, South Carolina
- Week 7: Ethan Petry, South Carolina  
Chris Maldonado, Vanderbilt
- Week 8:
- Week 9:
- Week 10:
- Week 11:
- Week 12:
- Week 13:
- Week 14:

# MIKE BIANCO

## RUN DOWN

Ole Miss named Mike Bianco head coach of the Rebel baseball program on June 7, 2000. Since then, Bianco has become the winningest coach in program history, led the Rebels to the only national championship in program history and established Ole Miss as one of the premier programs in college baseball.

In 22 seasons leading the program, Bianco has delivered 18 postseason appearances, including eight Super Regional berths and a pair of trips to the College World Series. He has racked up 854 victories, holding a 854-485-1 (.638) record. Those wins are the most in Rebel baseball history and rank third all-time among coaches in the SEC. He also stands as the winningest and longest-active coach in the SEC among the sports of baseball, men's basketball and football. The Rebels have reached the 30-win plateau in each of Bianco's 21 full seasons, including 10 40-win campaigns, proving that the Rebels don't rebuild under Bianco—they reload.

To become the all-time winningest coach in Ole Miss history, Bianco passed Rebel legend Jake Gibbs with his 486th win on March 9, 2013, against Lipscomb in non-conference action. When his Rebels defeated Texas A&M 13-3 on Friday, April 26, Bianco won his 739th game as the head coach in Oxford, moving him to third all-time in SEC history ahead of South Carolina's Ray Tanner.

A road SEC win at Texas A&M on May 8, 2021 gave Bianco 900 for his career, including 800 in a Rebel uniform to become one of 16 active head coaches with 900 career victories and one of just two in the SEC alongside LSU's Paul Mainieri and Arkansas' Dave Van Horn. The SEC's winningest active coach joined Ron Polk and Skip Bertman as the only coaches in conference history with 800 wins.

The winning tradition has led to a wealth of success in the nation's strongest baseball conference. Under Bianco, the Rebels have won four SEC Western Division titles, two SEC Tournament titles and one SEC regular-season championship, coming in 2009. Ole Miss captured the SEC Tournament title in 2006 and again in 2018. The Rebels also won the SEC West crown in 2018, becoming just the second in program history to win both a divisional and tournament title in the same season.

### National Champion Rebels

In a career that has been filled with memorable seasons, the pinnacle without a doubt came during the 2022 campaign. Once sitting at 7-14 in the SEC and left for dead by fans and media across the country, Bianco's Rebels responded with one of the most miraculous turnarounds in college baseball history to not only right the ship, but finish on top.

Ole Miss finished 7-2 over its last three SEC series, including its first-ever sweep over LSU in Baton Rouge, to bolster its resume and ultimately garner the very last bid into the NCAA Tournament.

Despite Rebel captain Tim Elko's warning of "don't let the Rebs get hot," the college baseball world did just that. Once in the postseason, the Rebels never looked back, cruising through three-straight wins to claim the Coral Gables Regional and topping Southern Miss in the Hattiesburg Super Regional to advance to Omaha for the second time under Bianco.

Even at the College World Series, the Rebels couldn't be cooled down as Ole Miss defeated Auburn and took down Arkansas twice to advance to the championship series against Oklahoma. After Bianco's bunch eased past the Sooners in game one, an eighth-inning rally sealed the deal, securing the program's first national championship.

Following the triumphant season, the longtime Rebel skipper was tabbed the National Coach of the Year by D1Baseball, USA Baseball, the ABCA, and Collegiate

Baseball. It was the second season in which Bianco was named the national coach of the year, receiving the honor from Collegiate Baseball after leading Ole Miss to a 16-1 start to the 2020 season prior to the halting of play due to the COVID-19 pandemic.

### MLB Rebs

The excellence on the field has not gone unnoticed over the past 22 seasons under Bianco. The Rebels have seen 126 Major League Baseball draft picks in that time, including a combined 27 in the past five seasons.

At least three Rebels have been selected in each of the past 18 full seasons of the Bianco Era. Prior to Bianco's arrival, Ole Miss eclipsed four draftees just three times.

In the Bianco Era, Rebel pitchers have accounted for 71 selections in the MLB Draft, including three first-rounders. Drew Pomeranz was selected fifth overall in 2010, becoming the highest-selected Rebel ever, part of a class that featured five Ole Miss pitchers taken in the top 100 picks. Ryan Rolison joined Pomeranz as a first-round selection in 2018 when he was taken 22nd overall by the Colorado Rockies. Gunnar Hoglund became the third Rebel pitcher coached by Bianco selected in the first round, earning the No. 19 pick from the Toronto Blue Jays.

Bianco has also tutored 19 catchers who have gone on to sign professional contracts. In 2018 and 2019, three Rebels were drafted as catchers in the top six rounds. Nick Fortes signed with the Miami Marlins after they chose him in the fourth round in 2018, while Thomas Dillard (5th Round - Milwaukee Brewers) and Cooper Johnson (6th Round - Detroit Tigers) were quickly taken off the board in 2019. Hayden Dunhurst added to the recent run of Rebel backstops drafted highly in 2022, being selected in the sixth round by the Kansas City Royals.

In his 28 years as either an assistant or head coach at Northwestern State, LSU, McNeese State and Ole Miss, Bianco has coached 166 players who have gone on to sign professional contracts. Among those 166 players, 32 have made Major League rosters, including 21 Rebels in the past 22 seasons.

T.J. Beam (New York Yankees) was the first player from the Bianco Era to be called up in 2006, followed by Seth Smith (Colorado) in 2007 and Matt Tolbert (Minnesota) in 2008. Chris Coghlan (Florida) was named the 2009 National League Rookie of the Year, while Matt Maloney (Cincinnati) made his MLB debut that same season. Alex Presley (Pittsburgh) became the sixth Bianco-coached Rebel to get the call to the majors in 2010.

Right-hander Lance Lynn (St. Louis), shortstop Zack Cozart (Cincinnati) and left-hander Drew Pomeranz (Colorado) became the next crop of player to make their Major League debuts, getting the call to the big leagues in 2011. Those call ups gave the Rebels eight players active in the Majors in the 2011 season, the second most of any Southeastern Conference team that season. Seven players appeared on Major League rosters in the 2013 season, including the call up of right-hander Phillip Irwin (Pittsburgh) that year. Right-hander Aaron Barrett (Washington) made his Major League debut on March 31, 2014.

Matt Tracy was called up to the big leagues by the New York Yankees, April 11, 2015, and made his debut later that day. Just over one month later, another former Rebel pitcher made his Major League debut as David Goforth began pitching out of the bullpen for the Milwaukee Brewers. In 2016, Mike Mayers (St. Louis) became the 14th Bianco-coached Rebel to see his big league dream come true, earning a start for the Cardinals against the Los Angeles Dodgers on Sunday Night Baseball.

Johnny Bench Award winner Stuart Turner saw his dream



### QUICK HITS

POSITION	HEAD COACH
HOME TOWN	SEMINOLE, FLA.
ALMA MATER	LSU, 1989
CAREER RECORD	971-567-1 (26 SEASONS)
OLE MISS RECORD	871-496-1 (23 SEASONS)

come true when he made the Cincinnati Reds roster to start the 2017 season. Less than a month into the season, the Oakland Athletics called up Bobby Wahl as the next Rebel to make his MLB debut. Braxton Lee earned MLB Reb when he earned a spot on the 2018 Opening Day roster for the Miami Marlins. Two more Rebels added their names to the MLB ranks in 2019 as pitchers Chris Ellis (Kansas City) and Jacob Waguespack (Toronto) toed the rubber in the bigs and former backstop Nick Fortes reached the majors in 2021, clobbering a home run in his debut with the Marlins. Chad Smith became the latest Rebel to make it to the "big leagues" in 2022, debuting for the Colorado Rockies.

### Award-Winning Rebels

On the field, Bianco has established a tradition of developing some of the nation's top players, as the Rebels have seen a combined 92 selections to All-America and Freshman All-America teams over the past 22 seasons.

Three Rebels received All-American nods during Ole Miss' national championship campaign in 2022. College World Series Most Outstanding Player Dylan DeLucia was named a Third Team All-American by Baseball America, while three-time Rebel captain Tim Elko landed on the NCBWA's Third Team All-America squad. Rookie hurler Hunter Elliott received three different Freshman All-American designations, receiving plaudits from Collegiate Baseball, Perfect Game and D1Baseball.

During the 2021 campaign, Doug Nikhazy became the



program's fourth two-time All-American and its third unanimous All-American. Taylor Broadway and Jacob Gonzalez joined Nikhazy on the All-American teams, Gonzalez being just the second true freshman in program history, alongside Stephen Head, to be named an All-American. Gonzalez was also tabbed as a freshman All-American along with TJ McCants, giving Ole Miss two or more Freshman All-Americans for six consecutive seasons, a total of 14 in that span.

Ole Miss also became the first school to produce two different finalists for the Johnny Bench Award in consecutive seasons when Stuart Turner and Will Allen were named as finalists in 2013 and 2014, respectively. Turner claimed the award in 2013, becoming the first catcher in program history to be tabbed as the national catcher of the year. Nick Fortes and Hayden Dunhurst carried on the tradition in 2018 and 2021, earning Johnny Bench Award semifinalist nods.

Grae Kessinger added to the award-winning tradition in 2019. The Rebel legacy was named the Brooks Wallace Award Winner, given annually to the nation's top shortstop, becoming the first player in program history to win the award.

Another Rebel shortstop made history in 2021 when Jacob Gonzalez became the program's first National Freshman of the Year, bested by D1Baseball.

The Rebels have totaled 73 All-SEC nods under Bianco. Most recently, Gonzalez was the shortstop selection on the All-SEC First Team, while Elko's final collegiate season landed him on the All-SEC Second Team. Giving opposing hitters problems from the left side all season long, Hunter Elliott earned a Freshman All-SEC nod.

Bianco's Rebels have brought home a number of awards from the league office as well, including Stephen Head's SEC Player of the Year laurel in 2004, Drew Pomeranz earning SEC Pitcher of the Year honors in 2010 and the Rebels' trio of SEC Freshman of the Year winners: Seth Smith in 2002, Head in 2003 and Jordan Henry in 2007. In 2021, Tim Elko became the program's first SEC Scholar-Athlete of the Year.

Bianco has also coached five C Spire Ferriss Trophy winners, given annually to the best college baseball player in Mississippi. Head won it in 2004, followed by Brian Pettway in 2005, Scott Bittle in 2008, Pomeranz in 2010 and Auston Bousfield in 2014.

The Rebels have also celebrated great academic success under Bianco. Five of his Rebels have been named CoSIDA Academic All-District. The SEC's First-Year Academic Honor Roll has included 93 Bianco-coached Rebels, while 251 student-athletes have been selected to the SEC Academic Honor Roll.

### National Treasure

Bianco's on-field accomplishments have been recognized nationally, as the Rebel skipper was tapped as the manager of the USA Collegiate National Team before the start of the 2022 season. Under Bianco, the boys in Red, White and Blue earned the Bronze Medal at Honkbalweek in Haarlem, Netherlands.

Three Rebel players joined Bianco on the Collegiate National Team, with Jacob Gonzalez and Hunter Elliott making the travel squad that competed in The Netherlands and Mason Nichols earning a spot on the initial Collegiate National Team training camp roster that competed in the Stars vs. Stripes intrasquad series in North Carolina.

Ole Miss has a strong history with Team USA. 12 Rebels have competed internationally for USA Baseball in the Bianco Era. Seth Smith and Stephen Head both competed for the 2003 edition of the Collegiate National Team. Zack Cozart made the national squad in 2006, and Cody Satterwhite and Lance Lynn kept that going in 2007.

Drew Pomeranz became the sixth Rebel to sport the American flag uniform in 2009, followed by Bobby Wahl in 2012 and Dallas Woolfolk in 2017. Parker Caracci carried on the tradition in 2018, earning a spot on the Team USA roster, where he posted a perfect 0.00 ERA with two saves and opposing batting average of .094 in 9.2 innings of work. Doug Nikhazy made it three straight seasons with a

Rebel arm wearing the Stars and Stripes, earning a spot on the 24-man roster for the 2019 summer.

### Top Recruiter

Not only have fans and the media covering college baseball noticed Ole Miss' resurgence under Bianco, some of the top talent in the country is also taking a close look at the Rebels.

Seventeen of Bianco's 22 recruiting classes at Ole Miss have garnered top-20 national rankings, including 10 that have placed in the top-10. His first recruiting class was rated as one of the nation's 10 best by both Collegiate Baseball and Baseball America, including a No. 6 ranking by Collegiate Baseball.

The 2003 recruiting class was ranked No. 10 by Collegiate Baseball, while the 2011 class was ranked third nationally by Collegiate Baseball and fifth by Baseball America. It marked the first top-5 recruiting class for Bianco at Ole Miss. In the fall of 2016, Rebel Baseball earned the No. 1 ranking in national recruiting rankings by both Baseball America and D1Baseball.com. The top ranking was the first No. 1 recruiting class in the history of not only the baseball program but all of Ole Miss athletics.

Just when that 2016 class cycled through, the Rebels reloaded with another elite class. The 2019 Ole Miss class ranked No. 2 in the nation, highlighted by four prospects who were taken in the MLB Draft but chose instead to play in Oxford. The 2019 group included four of Perfect Game's top 50 prospects—the only class in the country of its kind. Bianco brought in another top-five class in 2022 with Perfect Game's No. 4 ranked recruiting class.

### Foundation of Success

Bianco's winning ways can be traced back to his playing days. After spending two seasons at Indian River (Fla.) Community College, he played two seasons for Skip Bertman at perennial national-power LSU in 1988 and 1989. He was the starting catcher and team captain for the Tigers' 1989 team that finished third at the College World Series in Omaha, Nebraska. He homered in LSU's 6-3 win over Miami (Fla.) in the 1989 CWS to help advance the Tigers to the semifinals.

While working behind the plate for LSU, Bianco caught major league pitchers Ben McDonald, Russ Springer, Curtis Leskanic, John O'Donoghue, Chad Ogea and Paul Byrd.

His time behind the plate as a player would later benefit him as he served as LSU's pitching coach during three World Series championship teams in the 1990s. Bianco also worked with the pitchers during his three years as head coach at McNeese State, and continues to serve in that same capacity with the Rebels.

### Omaha Experience

Following his playing career, he joined Jim Wells' (former head coach at Alabama) coaching staff at Northwestern State, where he served two seasons from 1991-1992 as a graduate assistant. He helped coach Northwestern State to a 1991 Southland Conference (SLC) championship and an appearance in the 1991 NCAA South I Regional.

He then returned to Baton Rouge where he joined Bertman's staff at LSU. In five seasons at LSU (1993-1997), the Tigers advanced to the College World Series four times and claimed three national championships. LSU also won three Southeastern Conference crowns and two SEC Tournament titles in that five-year span.

After the Tigers' 1997 College World Series title run, Bianco was named the head coach at McNeese State in July of that year.

### Bianco Earns Head Coaching Experience

After seven seasons as an assistant at Northwestern (La.) State and LSU, Bianco received his first head coaching opportunity, taking over the reins of McNeese State.

He quickly displayed his abilities to develop a competitive program. In his first season with the Cowboys in 1998, he engineered an 11-game improvement from 1997, posting a 30-26 record - the first of three 30-win seasons. The

1998 season also saw the Cowboys rise to third in the conference standings and qualify for the SLC Tournament.

Following a 31-25 campaign in 1999, Bianco's 2000 team produced one of the most successful seasons in McNeese State history. The Cowboys finished 39-20, including winning a school-record 20 SLC games en route to claiming their first conference title since 1988, and making their third-ever appearance in the NCAA Regionals. In recognition, Bianco was named the SLC's Coach of the Year.

Bianco's 2000 McNeese State team raked in the individual postseason awards. Four Cowboys were named to the SLC's first team, including the conference's Hitter and Newcomer of the Year in Chris Williamson, and the SLC's Pitcher of the Year in Chris Howay.

Power hitting was the Cowboys' trademark under Bianco, as they hit 212 home runs in his three seasons, including a school-record 81 in 1999. His 2000 team batted .305 and set a new school standard for hits in a season with 600.

### Personal Background

Bianco, 55, was born May 3, 1967, and is a native of Seminole, Florida. He is married to the former Camille Marquette, and the couple has five children: sons, Michael, Benjamin, Andrew and Samuel, and one daughter, Catherine.

Bianco was inducted into the Indian River Community College Hall of Fame in 2003. He was also named to the All-Alex Box Omaha Era Team by LSU in 2008. In 2010, Bianco was inducted into the Seminole High School Hall of Fame.

YEAR-BY-YEAR RECORD				
Year	School	W-L	Conf.	NCAA
1998	McNeese State	30-26	--	--
1999	McNeese State	31-25	--	--
2000	McNeese State	39-20		Regional
2001	Ole Miss	39-23-1	17-13	Regional
2002	Ole Miss	37-19	14-16	--
2003	Ole Miss	35-27	17-13	Regional
2004	Ole Miss	39-21	18-12	Regional
2005	Ole Miss	48-20	18-12	Super Regional
2006	Ole Miss	44-22	17-13	Super Regional
2007	Ole Miss	40-25	16-14	Super Regional
2008	Ole Miss	39-26	15-15	Regional
2009	Ole Miss	44-20	20-10	Super Regional
2010	Ole Miss	39-24	16-14	Regional
2011	Ole Miss	30-25	13-17	--
2012	Ole Miss	37-26	14-16	Regional
2013	Ole Miss	38-24	15-15	Regional
2014	Ole Miss	48-21	19-11	CWS
2015	Ole Miss	30-28	15-14	Regional
2016	Ole Miss	43-19	18-12	Regional
2017	Ole Miss	32-25	14-16	--
2018	Ole Miss	48-17	18-12	Regional
2019	Ole Miss	41-27	16-14	Super Regional
2020	Ole Miss	16-1	0-0	N/A
2021	Ole Miss	44-20	18-12	Super Regional
2022	Ole Miss	42-23	14-16	National Champ
2023	Ole Miss	17-11	1-8	--
<b>Total</b>	<b>26 Seasons</b>	<b>971-567-1</b>	<b>344-295</b>	
PATH TO OLE MISS				
	<b>Ole Miss Head Coach</b>			<b>2001-</b>
	<b>McNeese State Head Coach</b>			<b>1998-00</b>
	<b>LSU Assistant Coach</b>			<b>1993-97</b>
	<b>Northwestern State Assistant Coach</b>			<b>1991-92</b>



# 1 PEYTON CHATAGNIER

SR\* | IF | CYPRESS, TEXAS | CY-FAIR

## SEASON HIGHS


- ▶ Runs: 3, vs. Southern Miss (3/7)
- ▶ Hits: 3, 2x, MR vs. UAPB (3/21)
- ▶ Home Runs: 1, 6x, MR vs. UAPB (3/21)
- ▶ RBI: 4, vs. Delaware (2/17)
- ▶ Walks: 2, 2x, MR vs. Purdue (3/12)
- ▶ Stolen Bases: 1, vs. Delaware (2/18)
- ▶ Assists: 5, vs. UAPB (3/21)

## CAREER HIGHS

- ▶ Runs: 4, vs. Alcorn State (3/9/22)
- ▶ Hits: 4, 2x, MR vs. Arizona (6/6/22)
- ▶ Home Runs: 2, 2x, MR at UCF (3/4/22)
- ▶ RBI: 6, vs. Arizona (6/6/22)
- ▶ Walks: 3, vs. Memphis (3/3/20)
- ▶ Stolen Bases: 3, vs. Alcorn State (3/9/22)
- ▶ Assists: 6, vs. Auburn (5/25/21)

## CHATAGNIER'S CAREER STATS

Year	Avg.	GP	GS	AB	R	H	2B	3B	HR	RBI	TB	SLG%	BB	HBP	SO	GDP	OB%	SF	SH	SB	ATT	PO	A	E	FLD%
2020	.311	17	15	61	23	19	4	0	4	13	35	.574	13	3	16	0	.449	1	0	3	3	23	26	5	.907
2021	.271	56	56	221	41	60	13	0	6	43	91	.412	26	9	56	4	.368	2	1	0	3	66	94	4	.976
2022	.248	62	61	230	47	57	12	2	11	45	106	.461	18	8	63	3	.317	6	1	6	9	91	106	3	.985
2023	.265	28	28	102	20	27	6	1	6	19	53	.520	11	1	24	2	.339	1	0	1	3	48	54	3	.971
<b>TOTAL</b>	<b>.265</b>	<b>163</b>	<b>160</b>	<b>614</b>	<b>131</b>	<b>163</b>	<b>35</b>	<b>3</b>	<b>27</b>	<b>120</b>	<b>285</b>	<b>.464</b>	<b>68</b>	<b>21</b>	<b>159</b>	<b>9</b>	<b>.353</b>	<b>10</b>	<b>2</b>	<b>10</b>	<b>18</b>	<b>228</b>	<b>280</b>	<b>15</b>	<b>.971</b>



# 2 CALVIN HARRIS

JR | C/OF | PEOSTA, IOWA | WESTERN DUBUQUE

## SEASON HIGHS

- ▶ Runs: 3, vs. Maryland (2/26)
- ▶ Hits: 4, 2x, MR at Vanderbilt (3/16)
- ▶ Home Runs: 2, vs. Maryland (2/26)
- ▶ RBI: 8, vs. Maryland (2/26)
- ▶ Walks: 2, 2x, MR vs. Purdue (3/10)
- ▶ Stolen Bases: 1, at Vanderbilt (3/16)
- ▶ Assists: 2, 4x, MR at Vanderbilt (3/17)

## CAREER HIGHS

- ▶ Runs: 3, 2x, MR vs. Maryland (2/26/23)
- ▶ Hits: 4, 2x, MR at Vanderbilt (3/16/23)
- ▶ Home Runs: 2, vs. Maryland (2/26/23)
- ▶ RBI: 8, vs. Maryland (2/26/23)
- ▶ Walks: 2, 2x, MR vs. ULM (3/1/22)
- ▶ Stolen Bases: 1, 4x, MR at Vanderbilt (3/16/23)
- ▶ Assists: 2, 2x, MR vs. Southeast Missouri (4/19/22)

## HARRIS' CAREER STATS

Year	Avg.	GP	GS	AB	R	H	2B	3B	HR	RBI	TB	SLG%	BB	HBP	SO	GDP	OB%	SF	SH	SB	ATT	PO	A	E	FLD%
2021	.208	41	17	72	10	15	4	0	2	18	25	.347	9	0	20	4	.279	5	0	1	1	29	1	0	1.000
2022	.336	43	29	110	26	37	7	1	3	21	55	.500	15	1	31	0	.417	1	0	2	3	162	10	2	.989
2023	.366	28	28	112	33	41	8	1	4	23	63	.563	14	0	21	2	.426	3	0	2	2	238	15	3	.988
<b>TOTAL</b>	<b>.316</b>	<b>112</b>	<b>74</b>	<b>294</b>	<b>69</b>	<b>93</b>	<b>19</b>	<b>2</b>	<b>9</b>	<b>62</b>	<b>143</b>	<b>.486</b>	<b>38</b>	<b>1</b>	<b>72</b>	<b>6</b>	<b>.386</b>	<b>9</b>	<b>0</b>	<b>5</b>	<b>6</b>	<b>429</b>	<b>26</b>	<b>5</b>	<b>.989</b>



# 4 TJ McCANTS

JR | IF/OF | CANTONMENT, FLA. | PENSACOLA CATHOLIC

## SEASON HIGHS


- ▶ Runs: 2, 5x, MR vs. Purdue (3/12)
- ▶ Hits: 2, 5x, MR vs. Purdue (3/12)
- ▶ Home Runs: 2, vs. Purdue (3/10)
- ▶ RBI: 3, 2x MR vs. Purdue (3/10)
- ▶ Walks: 2, 2x, MR vs. Arkansas State (2/21)
- ▶ Stolen Bases: 1, 2x MR vs. Nebraska (3/5)
- ▶ Assists: --

## CAREER HIGHS

- ▶ Runs: 3, 3x, MR vs. Vanderbilt (5/15/21)
- ▶ Hits: 3, 4x, MR vs. ULM (3/1/22)
- ▶ Home Runs: 2, vs. Purdue (3/10/23)
- ▶ RBI: 4, vs. LSU (4/24/21)
- ▶ Walks: 2, 8x, MR vs. Arkansas State (2/21/23)
- ▶ Stolen Bases: 2, vs. Missouri (5/7/22)
- ▶ Assists: 2, 2x, MR vs. Central Arkansas (3/23/21)

## McCANTS' CAREER STATS

Year	Avg.	GP	GS	AB	R	H	2B	3B	HR	RBI	TB	SLG%	BB	HBP	SO	GDP	OB%	SF	SH	SB	ATT	PO	A	E	FLD%
2021	.300	60	56	217	47	65	10	2	5	35	94	.433	26	1	68	6	.369	5	0	11	13	127	8	3	.978
2022	.236	60	54	178	34	42	5	1	8	31	73	.410	22	3	65	1	.324	4	2	10	14	104	0	0	1.000
2023	.279	25	23	86	19	24	3	1	7	20	50	.581	11	0	30	2	.357	1	0	7	7	62	0	0	1.000
<b>TOTAL</b>	<b>.272</b>	<b>145</b>	<b>133</b>	<b>481</b>	<b>100</b>	<b>131</b>	<b>18</b>	<b>4</b>	<b>20</b>	<b>86</b>	<b>217</b>	<b>.451</b>	<b>59</b>	<b>4</b>	<b>163</b>	<b>9</b>	<b>.350</b>	<b>10</b>	<b>2</b>	<b>28</b>	<b>34</b>	<b>293</b>	<b>8</b>	<b>3</b>	<b>.990</b>



# 6 REAGAN BURFORD

JR | IF | GERMANTOWN, TENN. | NORTHWEST FLORIDA STATE

SEASON HIGHS	
▶ Runs: 3, at Texas A&M (4/1)	
▶ Hits: 2, at Texas A&M (4/1)	
▶ Home Runs: 1, at Texas A&M (4/1)	
▶ RBI: 3, at Texas A&M (4/1)	
▶ Walks: 2, vs. Maryland (2/25)	
▶ Stolen Bases: 1, 2x, MR at Texas A&M (4/1)	
▶ Assists: 2, at Texas A&M (4/2)	

CAREER HIGHS	
▶ Runs: 3, 2x, MR at Texas A&M (4/1/23)	
▶ Hits: 3, 3x, MR vs. Memphis (3/23/22)	
▶ Home Runs: 1, 4x, MR at Texas A&M (4/1/23)	
▶ RBI: 3, 3x, MR at Texas A&M (4/1/23)	
▶ Walks: 2, 2x, MR vs. Maryland (2/25)	
▶ Stolen Bases: 1, 3x, MR at Texas A&M (4/1/23)	
▶ Assists: 4, vs. Alabama (4/10/22)	

BURFORD'S CAREER STATS																											
Year	Avg.	GP	GS	AB	R	H	2B	3B	HR	RBI	TB	SLG%	BB	HBP	SO	GDP	OB%	SF	SH	SB	ATT	PO	A	E	FLD%		
2022	.260	38	30	104	24	27	8	0	3	19	44	.423	11	1	30	3	.322	5	0	2	3	21	33	11	.831		
2023	.154	18	9	26	8	4	1	0	1	5	8	.308	5	1	11	1	.303	1	1	2	2	2	3	0	1.000		
TOTAL	.238	56	39	130	32	31	9	0	4	24	52	.400	16	2	41	4	.318	6	1	4	5	23	36	11	.843		



# 7 JACOB GONZALEZ

JR | IF | GLENDORA, GA. | GLENDORA

SEASON HIGHS	
▶ Runs: 3, 3x, MR vs. Purdue (3/10)	
▶ Hits: 4, vs. Louisiana Tech (2/28)	
▶ Home Runs: 1, 4x, MR vs. UAPB (3/21)	
▶ RBI: 7, vs. Delaware (2/19)	
▶ Walks: 3, vs. Nebraska (3/5)	
▶ Stolen Bases: --	
▶ Assists: 4, vs. UAPB (3/21)	

CAREER HIGHS	
▶ Runs: 4, 2x, MR at Auburn (3/19/22)	
▶ Hits: 4, 4x, MR vs. Louisiana Tech (2/28/23)	
▶ Home Runs: 3, vs. Alabama (4/9/22)	
▶ RBI: 7, vs. Delaware (2/19/23)	
▶ Walks: 4, at South Carolina (4/14/22)	
▶ Stolen Bases: 1, 6x, MR vs. Missouri (5/7/22)	
▶ Assists: 7, vs. Mississippi State (4/21/22)	

GONZALEZ'S CAREER STATS																											
Year	Avg.	GP	GS	AB	R	H	2B	3B	HR	RBI	TB	SLG%	BB	HBP	SO	GDP	OB%	SF	SH	SB	ATT	PO	A	E	FLD%		
2021	.355	67	67	262	73	93	16	1	12	55	147	.561	38	6	34	2	.443	3	1	2	6	73	136	15	.933		
2022	.273	65	65	242	67	66	9	3	18	52	135	.558	50	5	32	7	.405	2	1	4	6	70	137	14	.937		
2023	.346	28	28	104	29	36	11	0	5	27	62	.596	24	6	17	1	.485	2	0	0	2	27	49	1	.987		
TOTAL	.321	160	160	608	169	195	36	4	35	134	344	.566	112	17	83	10	.435	7	2	6	14	170	322	30	.943		



# 8 BO GATLIN

JR | IF | OXFORD, MISS. | MERIDIAN CC

SEASON HIGHS	
▶ Runs: --	
▶ Hits: --	
▶ Home Runs: --	
▶ RBI: --	
▶ Walks: --	
▶ Stolen Bases: --	
▶ Assists: --	

CAREER HIGHS	
▶ Runs: --	
▶ Hits: --	
▶ Home Runs: --	
▶ RBI: --	
▶ Walks: --	
▶ Stolen Bases: --	
▶ Assists: --	

GATLIN'S CAREER STATS																											
Year	Avg.	GP	GS	AB	R	H	2B	3B	HR	RBI	TB	SLG%	BB	HBP	SO	GDP	OB%	SF	SH	SB	ATT	PO	A	E	FLD%		
2023	.000	1	0	1	0	0	0	0	0	0	0	.000	0	0	0	0	.000	0	0	0	0	0	0	0	.000		
TOTAL	.000	1	0	1	0	0	0	0	0	0	0	.000	0	0	0	0	.000	0	0	0	0	0	0	0	.000		



# 9 | ETHAN LEGGE

JR | IF | ABBEVILLE, LA. | DELGADO CC

SEASON HIGHS	
▶ Runs:	3, 2x, MR vs. Maryland (2/25)
▶ Hits:	2, 4x, MR vs. Purdue (3/12)
▶ Home Runs:	1, at Minnesota (3/4)
▶ RBI:	4, vs. Purdue (3/12)
▶ Walks:	1, 5x, MR vs. Nebraska (3/5)
▶ Stolen Bases:	1, vs. Purdue (3/12)
▶ Assists:	4, 3x, MR vs. Nebraska (3/5)

CAREER HIGHS	
▶ Runs:	3, 2x, MR vs. Maryland (2/25/23)
▶ Hits:	2, 4x, MR vs. Purdue (3/12/23)
▶ Home Runs:	1, at Minnesota (3/4/23)
▶ RBI:	4, vs. Purdue (3/12/23)
▶ Walks:	1, 5x, MR vs. Nebraska (3/5/23)
▶ Stolen Bases:	1, vs. Purdue (3/12/23)
▶ Assists:	4, 3x, MR vs. Nebraska (3/5/23)

LEGE'S CAREER STATS																									
Year	Avg.	GP	GS	AB	R	H	2B	3B	HR	RBI	TB	SLG%	BB	HBP	SO	GDP	OB%	SF	SH	SB	ATT	PO	A	E	FLD%
2023	.222	25	24	81	16	18	4	0	1	9	25	.309	8	8	10	2	.340	3	0	2	3	14	34	8	.857
TOTAL	.222	25	24	81	16	18	4	0	1	9	25	.309	8	8	10	2	.340	3	0	2	3	14	34	8	.857



# 10 | ETHAN GROFF

SR | OF | ORLANDO, FLA. | TULANE

SEASON HIGHS	
▶ Runs:	3, 3x, MR vs. Purdue (3/10)
▶ Hits:	3, 3x, MR at Jacksonville State (3/14)
▶ Home Runs:	1, 4x, MR vs. UAPB (3/21)
▶ RBI:	4, 3x, MR vs. Nebraska (3/5)
▶ Walks:	3, vs. Purdue (3/10)
▶ Stolen Bases:	2, 2x, MR vs. Arkansas State (2/21)
▶ Assists:	1, at Vanderbilt (3/17)

CAREER HIGHS	
▶ Runs:	5, 2x, MR at Southern University (4/6/22)
▶ Hits:	5, vs. Southeastern (3/1/22)
▶ Home Runs:	1, 19x, MR vs. UAPB (3/21/23)
▶ RBI:	4, 5x, MR vs. Nebraska (3/5/23)
▶ Walks:	3, 2x, MR vs. Purdue (3/10/23)
▶ Stolen Bases:	2, 2x, MR vs. Arkansas State (2/21/23)
▶ Assists:	1, 7x, MR at Vanderbilt (3/17/23)

GROFF'S CAREER STATS																									
Year	Avg.	GP	GS	AB	R	H	2B	3B	HR	RBI	TB	SLG%	BB	HBP	SO	GDP	OB%	SF	SH	SB	ATT	PO	A	E	FLD%
2020	.250	13	8	36	5	9	2	1	1	8	16	.444	1	0	10	1	.263	1	0	0	0	15	0	0	1.000
2021	.190	48	40	147	30	28	6	0	5	17	49	.333	15	10	37	4	.306	1	3	7	11	79	2	2	.976
2022	.404	41	39	151	49	61	15	2	9	35	107	.709	24	8	26	1	.503	2	1	7	12	72	4	1	.987
2023	.352	28	28	105	35	37	9	1	4	34	60	.571	22	7	17	3	.485	2	0	11	12	67	1	1	.986
TOTAL	.308	130	130	439	119	135	32	4	19	94	232	.528	62	25	90	9	.417	6	4	25	35	233	7	4	.984



# 12 | KEMP ALDERMAN

JR | OF/C | DECATUR, MISS. | NEWTON COUNTY ACADEMY

SEASON HIGHS	
▶ Runs:	2, 7x, MR vs. UAPB (3/21)
▶ Hits:	3, 3x, MR vs. Purdue (3/11)
▶ Home Runs:	2, vs. Purdue (3/11)
▶ RBI:	5, 3x, MR vs. Purdue (3/11)
▶ Walks:	4, vs. Purdue (3/12)
▶ Stolen Bases:	1, 3x, MR at Jacksonville State (3/14)
▶ Assists:	1, 3x, MR vs. UAPB (3/21)

CAREER HIGHS	
▶ Runs:	3, vs. Charleston Southern (2/20/22)
▶ Hits:	4, vs. Missouri (5/6/22)
▶ Home Runs:	2, vs. Purdue (3/11/23)
▶ RBI:	5, 4x, MR vs. Purdue (3/11/23)
▶ Walks:	4, vs. Purdue (3/12/23)
▶ Stolen Bases:	1, 5x, MR at Jacksonville State (3/14/23)
▶ Assists:	1, 2x, MR at Jacksonville State (3/14/23)

ALDERMAN'S CAREER STATS																									
Year	Avg.	GP	GS	AB	R	H	2B	3B	HR	RBI	TB	SLG%	BB	HBP	SO	GDP	OB%	SF	SH	SB	ATT	PO	A	E	FLD%
2021	.125	8	2	16	2	2	0	0	1	1	5	.313	0	0	11	0	.125	0	0	0	0	2	0	1	.667
2022	.286	61	58	203	41	58	15	0	11	45	106	.522	29	6	58	2	.388	2	0	2	3	10	0	3	.769
2023	.358	28	28	109	22	39	6	0	11	42	78	.716	15	1	21	2	.430	3	0	4	4	66	3	0	1.000
TOTAL	.302	97	88	328	65	99	21	0	23	88	189	.576	44	7	90	4	.391	5	0	6	7	78	3	4	.953



# 13 JORDAN VERA

FR | RHP | MIAMI, FLA. | ESB ACADEMY

## SEASON HIGHS

- ▶ IP (Start): 3.1, vs. Louisiana Tech (3/1)
- ▶ IP (Relief): 2.1, vs. UAPB (3/21)
- ▶ Strikeouts: 3, 2x, MR vs. Louisiana Tech (3/1)
- ▶ ER Allowed: 6, at Jacksonville State (3/14)
- ▶ Runs Allowed: 6, at Jacksonville State (3/14)
- ▶ Walks: 2, 2x, MR 6, at Jacksonville State (3/14)
- ▶ Hits Allowed: 4, at Jacksonville State (3/14)

## CAREER HIGHS

- ▶ IP (Start): 3.1, vs. Louisiana Tech (3/1/23)
- ▶ IP (Relief): 2.1, vs. UAPB (3/21/23)
- ▶ Strikeouts: 3, 2x, MR vs. Louisiana Tech (3/1/23)
- ▶ ER Allowed: 6, at Jacksonville State (3/14/23)
- ▶ Runs Allowed: 6, at Jacksonville State (3/14/23)
- ▶ Walks: 2, 2x, MR 6, at Jacksonville State (3/14/23)
- ▶ Hits Allowed: 4, at Jacksonville State (3/14/23)

## VERA'S CAREER STATS

Year	ERA	W	L	App	GS	CG	SHO	CBO	SV	IP	H	R	ER	BB	SO	2B	3B	HR	BF	B/Avg	WP	HBP	BK	SFA	SHA
2023	10.91	1	1	9	2	0	0	0	0	15.2	21	22	19	9	12	4	0	3	83	.309	2	5	1	0	1
TOTAL	10.91	1	1	9	2	0	0	0	0	15.2	21	22	19	9	12	4	0	3	83	.309	2	5	1	0	1



# 14 TIM SIMAY

R-FR | IF | HOSCHTON, GA. | MILL CREEK

## SEASON HIGHS

- ▶ Runs: 1, vs. Delaware (2/18)
- ▶ Hits: 1, vs. Delaware (2/18)
- ▶ Home Runs: --
- ▶ RBI: --
- ▶ Walks: --
- ▶ Stolen Bases: --
- ▶ Assists: --

## CAREER HIGHS

- ▶ Runs: 1, vs. Delaware (2/18/23)
- ▶ Hits: 1, vs. Delaware (2/18/23)
- ▶ Home Runs: --
- ▶ RBI: --
- ▶ Walks: --
- ▶ Stolen Bases: --
- ▶ Assists: --

## SIMAY'S CAREER STATS

Year	Avg.	GP	GS	AB	R	H	2B	3B	HR	RBI	TB	SLG%	BB	HBP	SO	GDP	OB%	SF	SH	SB	ATT	PO	A	E	FLD%
2023	.500	3	0	2	1	1	0	0	0	0	1	.500	0	0	1	0	.500	0	0	0	0	1	0	0	1.000
TOTAL	.500	3	0	2	1	1	0	0	0	0	1	.500	0	0	1	0	.500	0	0	0	0	1	0	0	1.000



# 16 WILL PLATTNER

FR | C | SPRINGFIELD, ILL. | GLENWOOD

## SEASON HIGHS

- ▶ Runs: --
- ▶ Hits: --
- ▶ Home Runs: --
- ▶ RBI: --
- ▶ Walks: --
- ▶ Stolen Bases: --
- ▶ Assists: --

## CAREER HIGHS

- ▶ Runs: --
- ▶ Hits: --
- ▶ Home Runs: --
- ▶ RBI: --
- ▶ Walks: --
- ▶ Stolen Bases: --
- ▶ Assists: --

## PLATTNER'S CAREER STATS

Year	Avg.	GP	GS	AB	R	H	2B	3B	HR	RBI	TB	SLG%	BB	HBP	SO	GDP	OB%	SF	SH	SB	ATT	PO	A	E	FLD%
2023	.000	2	0	1	0	0	0	0	0	0	0	.000	0	0	0	0	.000	0	0	0	0	7	0	0	1.000
TOTAL	.000	2	0	1	0	0	0	0	0	0	0	.000	0	0	0	0	.000	0	0	0	0	7	0	0	1.000



# 17 JOHN KRAMER

SO | OF | WILDWOOD, MO. | LAFAYETTE

### SEASON HIGHS

- ▶ Runs: 1, vs. Delaware (2/18)
- ▶ Hits: 1, vs. Delaware (2/18)
- ▶ Home Runs: --
- ▶ RBI: --
- ▶ Walks: --
- ▶ Stolen Bases: --
- ▶ Assists: --

### CAREER HIGHS

- ▶ Runs: 1, 4x, MR vs. Delaware (2/18/23)
- ▶ Hits: 1, 4x, MR vs. Delaware (2/18/23)
- ▶ Home Runs: 1, 2x, MR vs. Southeast Missouri (4/19/22)
- ▶ RBI: 1, 2x, MR vs. Southeast Missouri (4/19/22)
- ▶ Walks: 1, 3x, MR at Southern Miss (5/11/22)
- ▶ Stolen Bases: --
- ▶ Assists: --

### KRAMER'S CAREER STATS

Year	Avg.	GP	GS	AB	R	H	2B	3B	HR	RBI	TB	SLG%	BB	HBP	SO	GDP	OB%	SF	SH	SB	ATT	PO	A	E	FLD%
2022	.214	12	2	14	3	3	0	0	2	2	9	.643	3	1	6	0	.389	0	0	0	0	0	0	0	.000
2023	.125	6	1	8	1	1	0	0	0	0	1	.125	1	0	1	0	.222	0	0	0	0	0	0	0	.000
<b>TOTAL</b>	<b>.182</b>	<b>18</b>	<b>3</b>	<b>22</b>	<b>4</b>	<b>4</b>	<b>0</b>	<b>0</b>	<b>2</b>	<b>2</b>	<b>10</b>	<b>.455</b>	<b>4</b>	<b>1</b>	<b>7</b>	<b>0</b>	<b>.333</b>	<b>0</b>	<b>0</b>	<b>0</b>	<b>0</b>	<b>0</b>	<b>0</b>	<b>0</b>	<b>.000</b>



# 18 MITCH MURRELL

SR | RHP | OCEAN SPRINGS, MISS. | OCEAN SPRINGS

### SEASON HIGHS

- ▶ IP (Start): --
- ▶ IP (Relief): 2.1, at Minnesota (3/4)
- ▶ Strikeouts: 3, 4x, MR at Minnesota (3/4)
- ▶ ER Allowed: 2, 2x, MR vs. Maryland (2/26)
- ▶ Runs Allowed: 2, 2x, MR vs. Maryland (2/26)
- ▶ Walks: 1, 3x, MR vs. Southern Miss (3/7)
- ▶ Hits Allowed: 3, 2x, MR vs. Maryland (2/26)

### CAREER HIGHS

- ▶ IP (Start): --
- ▶ IP (Relief): 2.1, vs. Maryland (2/26/23)
- ▶ Strikeouts: 4, vs. Charleston Southern (2/18/22)
- ▶ ER Allowed: 3, vs. Arkansas State (5/4/21)
- ▶ Runs Allowed: 3, vs. Arkansas State (5/4/21)
- ▶ Walks: 2, 3x, MR vs. Southeast Missouri (4/19/22)
- ▶ Hits Allowed: 3, 2x, MR vs. Maryland (2/26/23)

### MURRELL'S CAREER STATS

Year	ERA	W	L	App	GS	CG	SHO	CBO	SV	IP	H	R	ER	BB	SO	2B	3B	HR	BF	B/Avg	WP	HBP	BK	SFA	SHA
2020	0.00	0	0	1	0	0	0	0	0	1.0	1	0	0	0	1	0	0	0	5	.250	0	1	0	0	0
2021	6.35	0	0	5	0	0	0	0	0	5.2	3	4	4	4	6	1	0	0	25	.143	2	0	1	0	0
2022	3.52	0	0	9	0	0	0	0	0	7.2	8	4	3	5	11	2	0	1	38	.276	4	2	0	0	1
2023	4.15	1	1	15	0	0	0	0	0	21.2	22	14	10	9	30	5	0	5	99	.250	4	0	0	2	0
<b>TOTAL</b>	<b>4.25</b>	<b>1</b>	<b>1</b>	<b>30</b>	<b>0</b>	<b>0</b>	<b>0</b>	<b>0</b>	<b>0</b>	<b>36.0</b>	<b>34</b>	<b>22</b>	<b>17</b>	<b>18</b>	<b>48</b>	<b>8</b>	<b>0</b>	<b>6</b>	<b>167</b>	<b>.239</b>	<b>10</b>	<b>3</b>	<b>1</b>	<b>2</b>	<b>1</b>



# 19 MATT PARENTEAU

SR | RHP | CARMEL, IND. | PARKLAND COLLEGE

### SEASON HIGHS

- ▶ IP (Start): --
- ▶ IP (Relief): 1.1, vs. Maryland (2/25)
- ▶ Strikeouts: 3, vs. Delaware (2/17)
- ▶ ER Allowed: --
- ▶ Runs Allowed: --
- ▶ Walks: 2, 2x, MR vs. Maryland (2/25)
- ▶ Hits Allowed: 2, vs. Maryland (3/3)

### CAREER HIGHS

- ▶ IP (Start): --
- ▶ IP (Relief): 1.1, 2x, MR vs. Maryland (2/25/23)
- ▶ Strikeouts: 3, vs. Delaware (2/17/23)
- ▶ ER Allowed: 2, at Kentucky (4/2/22)
- ▶ Runs Allowed: 2, at Kentucky (4/2/22)
- ▶ Walks: 2, 3x, MR vs. Maryland (2/25/23)
- ▶ Hits Allowed: 2, 3x, MR at South Carolina (4/14/22)

### PARENTEAU'S CAREER STATS

Year	ERA	W	L	App	GS	CG	SHO	CBO	SV	IP	H	R	ER	BB	SO	2B	3B	HR	BF	B/Avg	WP	HBP	BK	SFA	SHA
2022	4.76	0	0	8	0	0	0	0	0	5.2	7	4	3	4	7	0	0	2	30	.280	0	1	1	0	0
2023	0.00	0	0	4	0	0	0	0	0	3.0	4	0	0	5	5	0	0	0	18	.308	0	0	0	0	0
<b>TOTAL</b>	<b>3.12</b>	<b>0</b>	<b>0</b>	<b>12</b>	<b>0</b>	<b>0</b>	<b>0</b>	<b>0</b>	<b>0</b>	<b>8.2</b>	<b>11</b>	<b>4</b>	<b>3</b>	<b>9</b>	<b>12</b>	<b>0</b>	<b>0</b>	<b>2</b>	<b>48</b>	<b>.289</b>	<b>0</b>	<b>1</b>	<b>1</b>	<b>0</b>	<b>0</b>



# 20 ANTHONY CALARCO

SR | IF | WILMETTE, ILL. | NORTHWESTERN

## SEASON HIGHS


- ▶ Runs: 2, 2x, MR vs. Purdue (3/10)
- ▶ Hits: 3, 3x, MR vs. Purdue (3/10)
- ▶ Home Runs: 1, 2x, MR vs. Southern Miss (3/7)
- ▶ RBI: 5, at Minnesota (3/4)
- ▶ Walks: 2, vs. Louisiana Tech (3/1)
- ▶ Stolen Bases: --
- ▶ Assists: 2, at Vanderbilt (3/16)

## CAREER HIGHS

- ▶ Runs: 4, vs. Illinois (3/27/21)
- ▶ Hits: 4, 2x, MR vs. Penn State (4/9/22)
- ▶ Home Runs: 3, vs. Illinois (3/27/21)
- ▶ RBI: 5, 2x, MR vs. Minnesota (3/4/23)
- ▶ Walks: 3, vs. Maryland (5/1/22)
- ▶ Stolen Bases: 1, 2x, MR vs. Southern Illinois (3/25/22)
- ▶ Assists: 2, at Vanderbilt (3/16/23)

## CALARCO'S CAREER STATS

Year	Avg.	GP	GS	AB	R	H	2B	3B	HR	RBI	TB	SLG%	BB	HBP	SO	GDP	OB%	SF	SH	SB	ATT	PO	A	E	FLD%
2019	.178	29	19	73	9	13	3	1	0	6	18	.247	14	2	30	1	.326	0	0	0	0	30	3	0	1.000
2020	.176	7	6	17	2	3	1	0	0	0	4	.235	5	0	4	0	.364	0	0	1	1	31	1	0	1.000
2021	.295	36	36	149	35	44	13	0	9	19	84	.564	19	1	35	2	.379	0	0	0	0	275	24	3	.990
2022	.325	51	51	194	48	63	18	0	13	54	120	.619	34	4	52	2	.432	2	0	1	2	391	32	5	.988
2023	.305	27	27	95	16	29	6	0	3	22	44	.463	13	4	23	2	.407	1	0	0	0	145	11	1	.994
<b>TOTAL</b>	<b>.288</b>	<b>150</b>	<b>150</b>	<b>528</b>	<b>111</b>	<b>152</b>	<b>41</b>	<b>1</b>	<b>25</b>	<b>101</b>	<b>270</b>	<b>.511</b>	<b>85</b>	<b>11</b>	<b>144</b>	<b>7</b>	<b>.396</b>	<b>3</b>	<b>0</b>	<b>2</b>	<b>3</b>	<b>872</b>	<b>71</b>	<b>9</b>	<b>.991</b>



# 21 PJ QUINN

FR | RHP | TAMPA, FLA. | BERKELEY PREPARATORY

## SEASON HIGHS

- ▶ IP (Start): 5.0, at Texas A&M (4/2)
- ▶ IP (Relief): 1.0, 3x, MR vs. Purdue (3/12)
- ▶ Strikeouts: 7, 2x, MR vs. Florida (3/25)
- ▶ ER Allowed: 4, 2x, MR at Texas A&M (4/2)
- ▶ Runs Allowed: 4, 3x, MR at Texas A&M (4/2)
- ▶ Walks: 4, vs. Arkansas State (2/21)
- ▶ Hits Allowed: 6, at Texas A&M (4/2)

## CAREER HIGHS

- ▶ IP (Start): 5.0, at Texas A&M (4/2/23)
- ▶ IP (Relief): 1.0, 3x, MR vs. Purdue (3/12/23)
- ▶ Strikeouts: 7, 2x, MR vs. Florida (3/25)
- ▶ ER Allowed: 4, 2x, MR at Texas A&M (4/2)
- ▶ Runs Allowed: 4, 3x, MR at Texas A&M (4/2)
- ▶ Walks: 4, vs. Arkansas State (2/21/23)
- ▶ Hits Allowed: 6, at Texas A&M (4/2)

## QUINN'S CAREER STATS

Year	ERA	W	L	App	GS	CG	SHO	CBO	SV	IP	H	R	ER	BB	SO	2B	3B	HR	BF	B/Avg	WP	HBP	BK	SFA	SHA
2023	5.79	3	0	10	5	0	0	0	0	28.0	25	20	18	14	28	4	2	3	122	.240	4	4	0	0	0
<b>TOTAL</b>	<b>5.79</b>	<b>3</b>	<b>0</b>	<b>10</b>	<b>5</b>	<b>0</b>	<b>0</b>	<b>0</b>	<b>0</b>	<b>28.0</b>	<b>25</b>	<b>20</b>	<b>18</b>	<b>14</b>	<b>28</b>	<b>4</b>	<b>2</b>	<b>3</b>	<b>122</b>	<b>.240</b>	<b>4</b>	<b>4</b>	<b>0</b>	<b>0</b>	<b>0</b>



# 22 TOMMY HENNINGER

JR | RHP | LOUISVILLE, KY. | JOHN A. LOGAN COLLEGE

## SEASON HIGHS

- ▶ IP (Start): --
- ▶ IP (Relief): 1.0, 2x, MR vs. Nebraska (3/5)
- ▶ Strikeouts: 1, vs. Delaware (2/19)
- ▶ ER Allowed: 2, vs. Delaware (2/19)
- ▶ Runs Allowed: 2, vs. Delaware (2/19)
- ▶ Walks: 2, vs. Delaware (2/19)
- ▶ Hits Allowed: 1, vs. Delaware (2/19)

## CAREER HIGHS

- ▶ IP (Start): --
- ▶ IP (Relief): 1.0, 2x, MR vs. Nebraska (3/5/23)
- ▶ Strikeouts: 1, vs. Delaware (2/19/23)
- ▶ ER Allowed: 2, vs. Delaware (2/19/23)
- ▶ Runs Allowed: 2, vs. Delaware (2/19/23)
- ▶ Walks: 2, vs. Delaware (2/19/23)
- ▶ Hits Allowed: 1, vs. Delaware (2/19/23)

## HENNINGER'S CAREER STATS

Year	ERA	W	L	App	GS	CG	SHO	CBO	SV	IP	H	R	ER	BB	SO	2B	3B	HR	BF	B/Avg	WP	HBP	BK	SFA	SHA
2023	9.00	0	0	2	0	0	0	0	0	2.0	1	2	2	2	1	0	0	0	9	.143	0	0	0	0	0
<b>TOTAL</b>	<b>9.00</b>	<b>0</b>	<b>0</b>	<b>2</b>	<b>0</b>	<b>0</b>	<b>0</b>	<b>0</b>	<b>0</b>	<b>2.0</b>	<b>1</b>	<b>2</b>	<b>2</b>	<b>2</b>	<b>1</b>	<b>0</b>	<b>0</b>	<b>0</b>	<b>9</b>	<b>.143</b>	<b>0</b>	<b>0</b>	<b>0</b>	<b>0</b>	<b>0</b>



# 23 JOSH MALTITZ

JR | RHP | TAMPA, FLA. | TAMPA JESUIT

## SEASON HIGHS

- ▶ IP (Start): --
- ▶ IP (Relief): --
- ▶ Strikeouts: --
- ▶ ER Allowed: --
- ▶ Runs Allowed: --
- ▶ Walks: --
- ▶ Hits Allowed: --

## CAREER HIGHS

- ▶ IP (Start): 4.0, 2x, MR vs. La Tech (3/16/21)
- ▶ IP (Relief): 4.2, vs. Alabama (4/8/22)
- ▶ Strikeouts: 7, vs. Alabama (4/8/22)
- ▶ ER Allowed: 5, vs. Arkansas (4/11/21)
- ▶ Runs Allowed: 5, vs. Arkansas (4/11/21)
- ▶ Walks: 4, vs. Alabama (4/8/22)
- ▶ Hits Allowed: 5, 3x, MR vs. Alabama (4/8/22)

## MALTITZ'S CAREER STATS

Year	ERA	W	L	App	GS	CG	SHO	CBO	SV	IP	H	R	ER	BB	SO	2B	3B	HR	BF	B/Avg	WP	HBP	BK	SFA	SHA
2021	7.33	4	1	17	6	0	0	0	0	27.0	41	25	22	10	35	10	0	2	135	.339	3	0	0	3	1
2022	1.45	1	0	17	0	0	0	0	2	31.0	19	6	5	12	48	3	0	3	124	.171	2	1	1	0	0
2023																									
<b>TOTAL</b>	<b>4.19</b>	<b>5</b>	<b>1</b>	<b>34</b>	<b>6</b>	<b>0</b>	<b>0</b>	<b>0</b>	<b>2</b>	<b>58.0</b>	<b>60</b>	<b>31</b>	<b>27</b>	<b>22</b>	<b>83</b>	<b>13</b>	<b>0</b>	<b>5</b>	<b>259</b>	<b>.259</b>	<b>5</b>	<b>1</b>	<b>1</b>	<b>3</b>	<b>1</b>



# 24 JACKSON KIMBRELL

SR | LHP | BIRMINGHAM, ALA. | OAK MOUNTAIN

## SEASON HIGHS

- ▶ IP (Start): --
- ▶ IP (Relief): 2.1, vs. Louisiana Tech (2/28)
- ▶ Strikeouts: 4, vs. Louisiana Tech (2/28)
- ▶ ER Allowed: 2, vs. Jacksonville State (3/14)
- ▶ Runs Allowed: 2, vs. Jacksonville State (3/14)
- ▶ Walks: 1, 3x, MR vs. Southern Miss (3/7)
- ▶ Hits Allowed: 3, 2x, MR vs. Jacksonville State (3/14)

## CAREER HIGHS

- ▶ IP (Start): 5.0, at ULM (3/11/20)
- ▶ IP (Relief): 3.2, vs. Vanderbilt (5/16/21)
- ▶ Strikeouts: 5, vs. Memphis (3/2/21)
- ▶ ER Allowed: 3, vs. LSU (4/23/21)
- ▶ Runs Allowed: 4, vs. LSU (4/23/21)
- ▶ Walks: 2, 6x, MR at Auburn (3/18/22)
- ▶ Hits Allowed: 6, at ULM (3/11/20)

## KIMBRELL'S CAREER STATS

Year	ERA	W	L	App	GS	CG	SHO	CBO	SV	IP	H	R	ER	BB	SO	2B	3B	HR	BF	B/Avg	WP	HBP	BK	SFA	SHA
2020	2.45	2	0	5	2	0	0	1	0	11.0	11	4	3	3	9	0	0	1	48	.244	1	0	0	0	0
2021	5.74	5	1	24	0	0	0	0	0	31.1	28	21	20	19	38	5	0	3	142	.237	8	2	1	1	2
2022	4.00	1	0	8	0	0	0	0	0	9.0	3	4	4	4	12	0	0	0	37	.103	0	3	0	1	0
2023	9.00	0	1	6	0	0	0	1	0	5.0	7	5	5	4	5	2	0	1	24	.368	1	0	0	1	0
<b>TOTAL</b>	<b>5.11</b>	<b>8</b>	<b>2</b>	<b>43</b>	<b>2</b>	<b>0</b>	<b>0</b>	<b>2</b>	<b>0</b>	<b>56.1</b>	<b>49</b>	<b>34</b>	<b>32</b>	<b>30</b>	<b>64</b>	<b>7</b>	<b>0</b>	<b>5</b>	<b>251</b>	<b>.232</b>	<b>10</b>	<b>5</b>	<b>1</b>	<b>3</b>	<b>2</b>



# 25 GRAYSON SAUNIER

FR | RHP | MEMPHIS, TENN. | COLLIERVILLE

## SEASON HIGHS

- ▶ IP (Start): 5.0, at Minnesota (3/4)
- ▶ IP (Relief): --
- ▶ Strikeouts: 11, at Minnesota (3/4)
- ▶ ER Allowed: 5, at Minnesota (3/4)
- ▶ Runs Allowed: 5, at Minnesota (3/4)
- ▶ Walks: 4, 2x, MR vs. Purdue (3/11)
- ▶ Hits Allowed: 8, at Minnesota (3/4)

## CAREER HIGHS

- ▶ IP (Start): 5.0, at Minnesota (3/4/23)
- ▶ IP (Relief): --
- ▶ Strikeouts: 11, at Minnesota (3/4/23)
- ▶ ER Allowed: 5, at Minnesota (3/4/23)
- ▶ Runs Allowed: 5, at Minnesota (3/4/23)
- ▶ Walks: 4, 2x, MR vs. Purdue (3/11/23)
- ▶ Hits Allowed: 8, at Minnesota (3/4/23)

## SAUNIER'S CAREER STATS

Year	ERA	W	L	App	GS	CG	SHO	CBO	SV	IP	H	R	ER	BB	SO	2B	3B	HR	BF	B/Avg	WP	HBP	BK	SFA	SHA
2023	6.67	2	2	7	7	0	0	1	0	27.0	31	21	20	18	33	5	0	8	133	.290	1	6	0	1	1
<b>TOTAL</b>	<b>6.67</b>	<b>2</b>	<b>2</b>	<b>7</b>	<b>7</b>	<b>0</b>	<b>0</b>	<b>1</b>	<b>0</b>	<b>27.0</b>	<b>31</b>	<b>21</b>	<b>20</b>	<b>18</b>	<b>33</b>	<b>5</b>	<b>0</b>	<b>8</b>	<b>133</b>	<b>.290</b>	<b>1</b>	<b>6</b>	<b>0</b>	<b>1</b>	<b>1</b>





# 26 HUNTER ELLIOTT

SO | LHP | TUPELO, MISS. | TUPELO

### SEASON HIGHS

- ▶ IP (Start): 5.0, vs. Delaware (2/17)
- ▶ IP (Relief): --
- ▶ Strikeouts: 9, vs. Delaware (2/17)
- ▶ ER Allowed: 2, vs. Delaware (2/17)
- ▶ Runs Allowed: 2, vs. Delaware (2/17)
- ▶ Walks: 1, vs. Delaware (2/17)
- ▶ Hits Allowed: 3, vs. Delaware (2/17)

### CAREER HIGHS

- ▶ IP (Start): 7.0, at Southern Miss (6/12/22)
- ▶ IP (Relief): 4.0, vs. Tennessee (3/26/22)
- ▶ Strikeouts: 10, at Southern Miss (6/12/22)
- ▶ ER Allowed: 4, vs. Texas A&M (5/20/22)
- ▶ Runs Allowed: 4, 2x, MR vs. Texas A&M (5/20/22)
- ▶ Walks: 5, 2x, MR at Miami (6/5/22)
- ▶ Hits Allowed: 6, 2x, MR vs. Arkansas (6/20/22)

### ELLIOTT'S CAREER STATS

Year	ERA	W	L	App	GS	CG	SHO	CBO	SV	IP	H	R	ER	BB	SO	2B	3B	HR	BF	B/Avg	WP	HBP	BK	SFA	SHA
2022	2.70	5	3	20	12	0	0	0	0	80.0	57	29	24	34	102	10	0	4	332	.201	6	10	0	1	4
2023	3.60	1	0	1	1	0	0	0	0	5.0	3	2	2	1	9	0	0	1	19	.167	0	0	0	0	0
TOTAL	2.75	6	3	21	13	0	0	0	0	85.0	60	31	26	35	111	10	0	5	332	.199	6	10	0	1	4



# 27 JUDD UTERMARK

FR | IF | CHARLOTTE, N.C. | CHARLOTTE CHRISTIAN

### SEASON HIGHS

- ▶ Runs: 2, vs. Nebraska (3/5)
- ▶ Hits: 1, 3x, MR 2, vs. Nebraska (3/5)
- ▶ Home Runs: 1, vs. Delaware (2/18)
- ▶ RBI: 3, vs. Delaware (2/18)
- ▶ Walks: 1, vs. Nebraska (3/5)
- ▶ Stolen Bases: --
- ▶ Assists: --

### CAREER HIGHS

- ▶ Runs: 2, vs. Nebraska (3/5/23)
- ▶ Hits: 1, 3x, MR 2, vs. Nebraska (3/5/23)
- ▶ Home Runs: 1, vs. Delaware (2/18/23)
- ▶ RBI: 3, vs. Delaware (2/18/23)
- ▶ Walks: 1, vs. Nebraska (3/5/23)
- ▶ Stolen Bases: --
- ▶ Assists: --

### UTERMARK'S CAREER STATS

Year	Avg.	GP	GS	AB	R	H	2B	3B	HR	RBI	TB	SLG%	BB	HBP	SO	GDP	OB%	SF	SH	SB	ATT	PO	A	E	FLD%
2023	.182	10	6	22	6	4	0	0	1	4	7	.318	1	1	8	0	.250	0	0	1	1	4	0	0	1.000
TOTAL	.182	10	6	22	6	4	0	0	1	4	7	.318	1	1	8	0	.250	0	0	1	1	4	0	0	1.000



# 28 BANKS TOLLEY

SR | OF | MADISON, MISS. | MERIDIAN CC

### SEASON HIGHS

- ▶ Runs: --
- ▶ Hits: --
- ▶ Home Runs: --
- ▶ RBI: --
- ▶ Walks: --
- ▶ Stolen Bases: --
- ▶ Assists: --

### CAREER HIGHS

- ▶ Runs: 1, 5x, MR vs. Murray State (4/12/22)
- ▶ Hits: 1, 4x, MR at Kentucky (4/3/22)
- ▶ Home Runs: --
- ▶ RBI: 1, 3x, MR vs. North Alabama (3/29/22)
- ▶ Walks: 2, vs. Alcorn State (3/9/22)
- ▶ Stolen Bases: 1, at UCF (3/5/22)
- ▶ Assists: --

### TOLLEY'S CAREER STATS

Year	Avg.	GP	GS	AB	R	H	2B	3B	HR	RBI	TB	SLG%	BB	HBP	SO	GDP	OB%	SF	SH	SB	ATT	PO	A	E	FLD%
2022	.267	26	0	15	5	4	2	0	0	3	6	.400	2	0	5	0	.353	0	0	1	2	11	0	0	1.000
2023																									
TOTAL	.267	26	0	15	5	4	2	0	0	3	6	.400	2	0	5	0	.353	0	0	1	2	11	0	0	1.000



# 29 BRADY DISBRO

FR | RHP | DANA POINT, CALIF. | CAPISTRANO VALLEY

### SEASON HIGHS

- ▶ IP (Start): --
- ▶ IP (Relief): --
- ▶ Strikeouts: --
- ▶ ER Allowed: --
- ▶ Runs Allowed: --
- ▶ Walks: --
- ▶ Hits Allowed: --

### CAREER HIGHS

- ▶ IP (Start): --
- ▶ IP (Relief): --
- ▶ Strikeouts: --
- ▶ ER Allowed: --
- ▶ Runs Allowed: --
- ▶ Walks: --
- ▶ Hits Allowed: --

### DISBRO'S CAREER STATS

Year	ERA	W	L	App	GS	CG	SHO	CBO	SV	IP	H	R	ER	BB	SO	2B	3B	HR	BF	B/Avg	WP	HBP	BK	SFA	SHA
2023																									
TOTAL																									



# 33 XAVIER RIVAS

JR | LHP | PORTAGE, IND. | INDIANAPOLIS

### SEASON HIGHS

- ▶ IP (Start): 6.0, vs. Purdue (3/12)
- ▶ IP (Relief): --
- ▶ Strikeouts: 8, vs. Delaware (2/19)
- ▶ ER Allowed: 6, vs. Maryland (2/26)
- ▶ Runs Allowed: 6, vs. Maryland (2/26)
- ▶ Walks: 4, 2x, MR vs. Maryland (2/26)
- ▶ Hits Allowed: 7, vs. Purdue (3/12)

### CAREER HIGHS

- ▶ IP (Start): 6.0, vs. Purdue (3/12/23)
- ▶ IP (Relief): --
- ▶ Strikeouts: 8, vs. Delaware (2/19/23)
- ▶ ER Allowed: 6, vs. Maryland (2/26/23)
- ▶ Runs Allowed: 6, vs. Maryland (2/26/23)
- ▶ Walks: 4, 2x, MR vs. Maryland (2/26/23)
- ▶ Hits Allowed: 7, vs. Purdue (3/12/23)

### RIVAS' CAREER STATS

Year	ERA	W	L	App	GS	CG	SHO	CBO	SV	IP	H	R	ER	BB	SO	2B	3B	HR	BF	B/Avg	WP	HBP	BK	SFA	SHA
2023	5.61	4	2	7	7	0	0	0	0	33.2	30	23	21	19	39	6	0	8	154	.236	1	4	0	3	1
TOTAL	5.61	4	2	7	7	0	0	0	0	33.2	30	23	21	19	39	6	0	8	154	.236	1	4	0	3	1



# 34 RILEY MADDOX

SO | RHP | PEARL, MISS. | JACKSON PREP

### SEASON HIGHS

- ▶ IP (Start): --
- ▶ IP (Relief): --
- ▶ Strikeouts: --
- ▶ ER Allowed: --
- ▶ Runs Allowed: --
- ▶ Walks: --
- ▶ Hits Allowed: --

### CAREER HIGHS

- ▶ IP (Start): --
- ▶ IP (Relief): 2.2, 2x, MR at South Carolina (4/15/22)
- ▶ Strikeouts: 4, 2x, MR vs. Tennessee (3/27/22)
- ▶ ER Allowed: 3, vs. Oral Roberts (3/13/22)
- ▶ Runs Allowed: 3, vs. Oral Roberts (3/13/22)
- ▶ Walks: 3, vs. Southern Miss (4/5/22)
- ▶ Hits Allowed: 5, vs. Mississippi State (4/22/22)

### MADDOX'S CAREER STATS

Year	ERA	W	L	App	GS	CG	SHO	CBO	SV	IP	H	R	ER	BB	SO	2B	3B	HR	BF	B/Avg	WP	HBP	BK	SFA	SHA
2022	5.24	2	1	14	0	0	0	0	0	22.1	26	13	13	9	16	7	1	1	101	.289	2	2	0	0	0
2023																									
TOTAL	5.24	2	1	14	0	0	0	0	0	22.1	26	13	13	9	16	7	1	1	101	.289	2	2	0	0	0



# 35 WILL FURNISS

FR | IF | NACOGDOCHES, TEXAS | NACOGDOCHES

### SEASON HIGHS

- ▶ Runs: 1, 5x, MR vs. Louisiana Tech (3/1)
- ▶ Hits: 2, 2x, MR vs. Purdue (3/10)
- ▶ Home Runs: 1, 2x, MR vs. Arkansas State (2/21)
- ▶ RBI: 2, 2x, MR vs. Purdue (3/10)
- ▶ Walks: 2, at Minnesota (3/4)
- ▶ Stolen Bases: --
- ▶ Assists: 1, vs. Delaware (2/19)

### CAREER HIGHS

- ▶ Runs: 1, 5x, MR vs. Louisiana Tech (3/1/23)
- ▶ Hits: 2, 2x, MR vs. Purdue (3/10/23)
- ▶ Home Runs: 1, 2x, MR vs. Arkansas State (2/21/23)
- ▶ RBI: 2, 2x, MR vs. Purdue (3/10/23)
- ▶ Walks: 2, at Minnesota (3/4/23)
- ▶ Stolen Bases: --
- ▶ Assists: 1, vs. Delaware (2/19/23)

### FURNISS' CAREER STATS

Year	Avg.	GP	GS	AB	R	H	2B	3B	HR	RBI	TB	SLG%	BB	HBP	SO	GDP	OB%	SF	SH	SB	ATT	PO	A	E	FLD%
2023	.277	26	19	65	9	18	3	0	2	5	27	.415	6	2	16	2	.356	0	0	0	0	9	1	0	1.000
TOTAL	.277	26	19	65	9	18	3	0	2	5	27	.415	6	2	16	2	.356	0	0	0	0	9	1	0	1.000



# 37 MASON MORRIS

FR | IF/RHP | TUPELO, MISS. | TUPELO

### SEASON HIGHS

- ▶ IP (Start): --
- ▶ IP (Relief): 1.0, 3x, MR at Jacksonville State (3/14)
- ▶ Strikeouts: 1, 3x, MR at Jacksonville State (3/14)
- ▶ ER Allowed: 1, 2x, MR vs. Nebraska (3/5)
- ▶ Runs Allowed: 1, 2x, MR vs. Nebraska (3/5)
- ▶ Walks: 1, vs. Louisiana Tech (2/28)
- ▶ Hits Allowed: 2, 2x, MR vs. Nebraska (3/5)

### CAREER HIGHS

- ▶ IP (Start): --
- ▶ IP (Relief): 1.0, 3x, MR at Jacksonville State (3/14)
- ▶ Strikeouts: 1, 3x, MR at Jacksonville State (3/14)
- ▶ ER Allowed: 1, 2x, MR vs. Nebraska (3/5)
- ▶ Runs Allowed: 1, 2x, MR vs. Nebraska (3/5)
- ▶ Walks: 1, vs. Louisiana Tech (2/28)
- ▶ Hits Allowed: 2, 2x, MR vs. Nebraska (3/5)

### MORRIS' CAREER STATS

Year	ERA	W	L	App	GS	CG	SHO	CBO	SV	IP	H	R	ER	BB	SO	2B	3B	HR	BF	B/Avg	WP	HBP	BK	SFA	SHA
2023	8.31	0	0	6	0	0	0	0	0	4.1	8	4	4	2	4	1	0	1	24	.400	1	2	0	0	0
TOTAL	8.31	0	0	6	0	0	0	0	0	4.1	8	4	4	2	4	1	0	1	24	.400	1	2	0	0	0



# 38 PATRICK GALLE

FR | RHP | BILOXI, MISS. | BILOXI

### SEASON HIGHS

- ▶ IP (Start): --
- ▶ IP (Relief): --
- ▶ Strikeouts: --
- ▶ ER Allowed: --
- ▶ Runs Allowed: --
- ▶ Walks: --
- ▶ Hits Allowed: --

### CAREER HIGHS

- ▶ IP (Start): --
- ▶ IP (Relief): --
- ▶ Strikeouts: --
- ▶ ER Allowed: --
- ▶ Runs Allowed: --
- ▶ Walks: --
- ▶ Hits Allowed: --

### GALLE'S CAREER STATS

Year	ERA	W	L	App	GS	CG	SHO	CBO	SV	IP	H	R	ER	BB	SO	2B	3B	HR	BF	B/Avg	WP	HBP	BK	SFA	SHA
2023																									
TOTAL																									



# 39 JACK DOUGHERTY

JR | RHP | COLLIERVILLE, TENN. | COLLIERVILLE

SEASON HIGHS	CAREER HIGHS
▶ IP (Start): 6.0, 2x, MR at Texas A&M (3/31)	▶ IP (Start): 6.0, 2x, MR at Texas A&M (3/31)
▶ IP (Relief): 2.1, vs. Delaware (2/18)	▶ IP (Relief): 3.2, vs. South Carolina (5/1/21)
▶ Strikeouts: 7, 2x, MR vs. Florida (3/25)	▶ Strikeouts: 7, 4x, MR vs. Florida (3/25/23)
▶ ER Allowed: 6, vs. Purdue (3/10)	▶ ER Allowed: 6, 2x, MR vs. Purdue (3/10/23)
▶ Runs Allowed: 6, vs. Purdue (3/10)	▶ Runs Allowed: 6, 2x, MR vs. Purdue (3/10/23)
▶ Walks: 3, vs. Maryland (3/3)	▶ Walks: 3, 2x, MR vs. Maryland (3/3/23)
▶ Hits Allowed: 6, 2x, MR vs. Purdue (3/10)	▶ Hits Allowed: 8, vs. Tennessee (3/26/22)

### DOUGHERTY'S CAREER STATS

YEAR	ERA	W	L	APP	GS	CG	SHO	CBO	SV	IP	H	R	ER	BB	SO	2B	3B	HR	BF	B/AVG	WP	HBP	BK	SFA	SHA
2021	5.40	2	2	12	2	0	0	0	0	25.0	23	17	15	7	36	6	1	2	109	.232	2	1	0	1	1
2022	4.91	4	3	17	4	0	0	0	2	44.0	48	24	24	16	61	11	0	4	200	.273	3	4	0	1	3
2023	5.79	2	2	7	6	0	0	1	1	32.2	38	22	21	9	35	9	0	6	146	.284	1	2	0	1	0
TOTAL	5.31	8	7	36	12	0	0	1	3	101.2	109	63	60	32	132	26	1	12	455	.267	6	7	0	3	4



# 40 GARRETT WOOD

SR | IF | CLAREMORE, OKLA. | JOHNSON COUNTY CC

SEASON HIGHS	CAREER HIGHS
▶ Runs: 1, 2x, MR vs. Nebraska (3/5)	▶ Runs: 2, 2x, MR vs. Arkansas (6/20/22)
▶ Hits: 1, 2x, MR vs. Maryland (2/25)	▶ Hits: 1, 7x, MR vs. Maryland (2/25/23)
▶ Home Runs: --	▶ Home Runs: --
▶ RBI: 2, 2x, MR vs. vs. Maryland (2/25)	▶ RBI: 2, 2x, MR vs. Maryland (2/25/23)
▶ Walks: 1, vs. Maryland (2/25)	▶ Walks: 3, at Southern Miss (6/11/22)
▶ Stolen Bases: --	▶ Stolen Bases: --
▶ Assists: --	▶ Assists: 2, 5x, MR vs. Arkansas (6/22/22)

### WOOD'S CAREER STATS

Year	Avg.	GP	GS	AB	R	H	2B	3B	HR	RBI	TB	SLG%	BB	HBP	SO	GDP	OB%	SF	SH	SB	ATT	PO	A	E	FLD%
2021	.000	22	2	13	4	0	0	0	0	1	0	.000	6	0	2	1	.300	1	0	0	0	6	8	0	1.000
2022	.152	28	6	33	5	5	2	0	0	1	7	.212	10	0	14	0	.349	0	0	0	0	3	12	2	.882
2023	.333	12	1	6	5	2	0	0	0	4	2	.333	2	0	1	0	.500	0	0	0	0	9	1	0	1.000
TOTAL	.135	62	9	52	14	7	2	0	0	6	9	.173	18	0	17	1	.352	1	0	0	0	18	21	2	.951



# 43 COLE KETCHUM

FR | RHP | WEST POINT, MISS. | HERITAGE ACADEMY

SEASON HIGHS	CAREER HIGHS
▶ IP (Start): --	▶ IP (Start): --
▶ IP (Relief): 1.2, vs. Louisiana Tech (2/28)	▶ IP (Relief): 1.2, vs. Louisiana Tech (2/28/23)
▶ Strikeouts: 2, vs. Maryland (2/24)	▶ Strikeouts: 2, vs. Maryland (2/24/23)
▶ ER Allowed: 1, at Jacksonville State (3/14)	▶ ER Allowed: 1, at Jacksonville State (3/14)
▶ Runs Allowed: 1, at Jacksonville State (3/14)	▶ Runs Allowed: 1, at Jacksonville State (3/14)
▶ Walks: 1, 2x, MR vs. Southern Miss (3/7)	▶ Walks: 1, 2x, MR vs. Southern Miss (3/7)
▶ Hits Allowed: 2, at Jacksonville State (3/14)	▶ Hits Allowed: 2, at Jacksonville State (3/14)

### KETCHUM'S CAREER STATS

Year	ERA	W	L	App	GS	CG	SHO	CBO	SV	IP	H	R	ER	BB	SO	2B	3B	HR	BF	B/Avg	WP	HBP	BK	SFA	SHA
2023	2.35	0	0	8	0	0	0	0	0	7.2	7	2	2	2	7	1	1	1	31	.250	0	1	0	0	0
TOTAL	2.35	0	0	8	0	0	0	0	0	7.2	7	2	2	2	7	1	1	1	31	.250	0	1	0	0	0



# 44 COLE TOLBERT

SO | RHP | LAUREL, MISS. | PEARL RIVER CC

SEASON HIGHS	
▶ IP (Start):	--
▶ IP (Relief):	0.1, vs. Arkansas State (2/21)
▶ Strikeouts:	1, vs. Arkansas State (2/21)
▶ ER Allowed:	--
▶ Runs Allowed:	--
▶ Walks:	2, vs. Arkansas State (2/21)
▶ Hits Allowed:	--

CAREER HIGHS	
▶ IP (Start):	--
▶ IP (Relief):	0.1, vs. Arkansas State (2/21/23)
▶ Strikeouts:	1, vs. Arkansas State (2/21/23)
▶ ER Allowed:	--
▶ Runs Allowed:	--
▶ Walks:	2, vs. Arkansas State (2/21/23)
▶ Hits Allowed:	--

TOLBERT'S CAREER STATS																									
YEAR	ERA	W	L	APP	GS	CG	SHO	CBO	SV	IP	H	R	ER	BB	SO	2B	3B	HR	BF	B/AVG	WP	HBP	BK	SFA	SHA
2023	0.00	0	0	1	0	0	0	0	0	0.1	0	0	0	2	1	0	0	0	4	0	0	1	0	0	0
TOTAL	0.00	0	0	1	0	0	0	0	0	0.1	0	0	0	2	1	0	0	0	4	0	0	1	0	0	0



# 45 MASON NICHOLS

SO | RHP | JACKSON, MISS. | JACKSON PREP

SEASON HIGHS	
▶ IP (Start):	--
▶ IP (Relief):	3.0, vs. Purdue (3/11)
▶ Strikeouts:	5, vs. Purdue (3/11)
▶ ER Allowed:	4, vs. Florida (3/25)
▶ Runs Allowed:	4, vs. Florida (3/25)
▶ Walks:	3, at Vanderbilt (3/18)
▶ Hits Allowed:	4, vs. Florida (3/25)

CAREER HIGHS	
▶ IP (Start):	--
▶ IP (Relief):	3.0, 2x, MR vs. Purdue (3/11/23)
▶ Strikeouts:	5, 2x, MR vs. Purdue (3/11/23)
▶ ER Allowed:	4, vs. Florida (3/25/23)
▶ Runs Allowed:	4, vs. Florida (3/25/23)
▶ Walks:	3, at Vanderbilt (3/18/23)
▶ Hits Allowed:	4, 2x, MR vs. Florida (3/25/23)

NICHOLS' CAREER STATS																									
YEAR	ERA	W	L	APP	GS	CG	SHO	CBO	SV	IP	H	R	ER	BB	SO	2B	3B	HR	BF	B/AVG	WP	HBP	BK	SFA	SHA
2022	2.84	1	0	21	0	0	0	0	0	31.2	2	12	10	12	41	4	0	4	130	.193	1	3	1	1	0
2023	4.60	1	2	9	0	0	0	0	2	15.2	12	9	8	7	17	1	0	4	70	.200	2	3	0	0	0
TOTAL	3.42	2	2	30	0	0	0	0	2	47.1	34	21	18	19	58	5	0	8	200	.195	3	6	1	1	0



# 46 BRAYDEN JONES

R-FR | RHP | MADISON, ALA. | MADISON-RIDGELAND ACADEMY

SEASON HIGHS	
▶ IP (Start):	--
▶ IP (Relief):	3.0, at Texas A&M (4/1)
▶ Strikeouts:	4, 2x, MR at Texas A&M (4/1)
▶ ER Allowed:	1, 2x, MR vs. Purdue (3/10)
▶ Runs Allowed:	1, 2x, MR vs. Purdue (3/10)
▶ Walks:	2, 3x, MR vs. Florida (3/26)
▶ Hits Allowed:	4, at Texas A&M (4/1)

CAREER HIGHS	
▶ IP (Start):	--
▶ IP (Relief):	3.0, at Texas A&M (4/1/23)
▶ Strikeouts:	4, 2x, MR at Texas A&M (4/1/23)
▶ ER Allowed:	1, 2x, MR vs. Purdue (3/10/23)
▶ Runs Allowed:	1, 2x, MR vs. Purdue (3/10/23)
▶ Walks:	2, 3x, MR vs. Florida (3/26/23)
▶ Hits Allowed:	4, at Texas A&M (4/1/23)

JONES' CAREER STATS																									
Year	ERA	W	L	App	GS	CG	SHO	CBO	SV	IP	H	R	ER	BB	SO	2B	3B	HR	BF	B/Avg	WP	HBP	BK	SFA	SHA
2023	1.13	1	0	11	0	0	0	0	2	16.0	16	3	2	10	14	3	0	1	73	.267	4	2	0	1	0
TOTAL	1.13	1	0	11	0	0	0	0	2	16.0	16	3	2	10	14	3	0	1	73	.267	4	2	0	1	0



# 47 SAM TOOKOIAN

FR | RHP | FRESNO, CALIF. | BUCHANAN

## SEASON HIGHS

- ▶ IP (Start): --
- ▶ IP (Relief): 3.2, at Vanderbilt (3/17)
- ▶ Strikeouts: 5, vs. Maryland (2/25)
- ▶ ER Allowed: 4, at Vanderbilt (3/17)
- ▶ Runs Allowed: 4, at Vanderbilt (3/17)
- ▶ Walks: 4, 2x, MR at Vanderbilt (3/17)
- ▶ Hits Allowed: 4, at Vanderbilt (3/17)

## CAREER HIGHS

- ▶ IP (Start): --
- ▶ IP (Relief): 3.2, at Vanderbilt (3/17/23)
- ▶ Strikeouts: 5, vs. Maryland (2/25/23)
- ▶ ER Allowed: 4, at Vanderbilt (3/17/23)
- ▶ Runs Allowed: 4, at Vanderbilt (3/17/23)
- ▶ Walks: 4, 2x, MR at Vanderbilt (3/17/23)
- ▶ Hits Allowed: 4, at Vanderbilt (3/17/23)

## TOOKOIAN'S CAREER STATS

YEAR	ERA	W	L	APP	GS	CG	SHO	CBO	SV	IP	H	R	ER	BB	SO	2B	3B	HR	BF	B/AVG	WP	HBP	BK	SFA	SHA
2023	5.68	1	0	11	0	0	0	1	1	19.0	12	12	12	17	27	3	0	4	86	.176	4	1	0	0	0
TOTAL	5.68	1	0	11	0	0	0	1	1	19.0	12	12	12	17	27	3	0	4	86	.176	4	1	0	0	0



# 48 NATHAN FINK

FR | OF | CHARLOTTESVILLE, VA. | IMG ACADEMY

## SEASON HIGHS

- ▶ Runs: --
- ▶ Hits: --
- ▶ Home Runs: --
- ▶ RBI: --
- ▶ Walks: --
- ▶ Stolen Bases: --
- ▶ Assists: --

## CAREER HIGHS

- ▶ Runs: --
- ▶ Hits: --
- ▶ Home Runs: --
- ▶ RBI: --
- ▶ Walks: --
- ▶ Stolen Bases: --
- ▶ Assists: --

## FINK'S CAREER STATS

Year	Avg.	GP	GS	AB	R	H	2B	3B	HR	RBI	TB	SLG%	BB	HBP	SO	GDP	OB%	SF	SH	SB	ATT	PO	A	E	FLD%
2023																									
TOTAL																									



# 90 TYWONE MALONE

SO | IF | JAMESBURG, N.J. | BERGEN CATHOLIC

## SEASON HIGHS

- ▶ Runs: 1, 3x, MR vs. Louisiana Tech (2/28)
- ▶ Hits: 1, vs. Arkansas State (2/21)
- ▶ Home Runs: 1, vs. Arkansas State (2/21)
- ▶ RBI: 1, vs. Arkansas State (2/21)
- ▶ Walks: 1, 2x, MR vs. Louisiana Tech (2/28)
- ▶ Stolen Bases: --
- ▶ Assists: --

## CAREER HIGHS

- ▶ Runs: 1, 4x, MR vs. Arkansas State (2/21/23)
- ▶ Hits: 1, 5x, MR vs. Arkansas State (2/21/23)
- ▶ Home Runs: 1, 3x, MR vs. Arkansas State (2/21/23)
- ▶ RBI: 2, vs. VCU (2/27/22)
- ▶ Walks: 1, vs. Alcorn State (3/9/22)
- ▶ Stolen Bases: --
- ▶ Assists: 1, vs. Southeast Missouri (4/19/22)

## MALONE'S CAREER STATS

Year	Avg.	GP	GS	AB	R	H	2B	3B	HR	RBI	TB	SLG%	BB	HBP	SO	GDP	OB%	SF	SH	SB	ATT	PO	A	E	FLD%
2022	.444	7	0	9	3	4	0	0	2	4	10	1.111	1	0	3	0	.500	0	0	0	0	3	1	0	1.000
2023	.111	5	2	9	3	1	0	0	1	1	4	.444	2	0	5	0	.273	0	0	0	0	0	0	0	.000
TOTAL	.278	12	2	18	6	5	0	0	3	5	14	.778	3	0	8	0	.381	0	0	0	0	0	0	0	.000

## GAME-BY-GAME STARTERS BY POSITION

Opponent	C	1B	2B	3B	SS	LF	CF	RF	DH	P
Feb. 17 - Delaware	Harris	Calarco	Chatagnier	Lege	Gonzalez	Alderman	Groff	McCants	Burford	Elliott
Feb. 18 - Delaware	Harris	Calarco	Chatagnier	Lege	Gonzalez	Alderman	Groff	McCants	Furniss	Saunier
Feb. 19 - Delaware	Harris	Calarco	Chatagnier	Lege	Gonzalez	Alderman	Groff	McCants	Utermark	Rivas
Feb. 21 - Arkansas State	Alderman	Furniss	Chatagnier	Lege	Gonzalez	Harris	Groff	McCants	Malone	Quinn
Feb. 24 - Maryland	Harris	Calarco	Chatagnier	Lege	Gonzalez	Utermark	Groff	Alderman	Furniss	Dougherty
Feb. 25 - Maryland	Harris	Calarco	Chatagnier	Lege	Gonzalez	Burford	Groff	Alderman	Furniss	Saunier
Feb. 26 - Maryland	Harris	Calarco	Chatagnier	Lege	Gonzalez	Alderman	Groff	McCants	Furniss	Rivas
Feb. 28 - LA Tech	Harris	Calarco	Chatagnier	Lege	Gonzalez	Alderman	Groff	McCants	Malone	Quinn
March 1 - LA Tech	Alderman	Calarco	Chatagnier	Lege	Gonzalez	Harris	Groff	McCants	Furniss	Vera
March 3 - Maryland	Harris	Calarco	Chatagnier	Lege	Gonzalez	Alderman	Groff	McCants	Furniss	Dougherty
March 4 - Minnesota	Harris	Calarco	Chatagnier	Lege	Gonzalez	Alderman	Groff	McCants	Furniss	Saunier
March 5 - Nebraska	Harris	Calarco	Chatagnier	Lege	Gonzalez	Alderman	Groff	McCants	Utermark	Rivas
March 7 - Southern Miss	Harris	Calarco	Chatagnier	Lege	Gonzalez	Alderman	Groff	McCants	Furniss	Quinn
March 10 - Purdue	Harris	Calarco	Chatagnier	Lege	Gonzalez	Alderman	Groff	McCants	Furniss	Dougherty
March 11 - Purdue	Harris	Calarco	Chatagnier	Lege	Gonzalez	Alderman	Groff	McCants	Utermark	Saunier
March 12 - Purdue	Harris	Calarco	Chatagnier	Lege	Gonzalez	Alderman	Groff	McCants	Furniss	Rivas
March 14 - Jacksonville State	Alderman	Calarco	Chatagnier	Lege	Gonzalez	Kramer	Groff	Harris	Furniss	Vera
March 16 - Vanderbilt	Harris	Calarco	Chatagnier	Lege	Gonzalez	Alderman	Groff	McCants	Burford	Dougherty
March 17 - Vanderbilt	Harris	Calarco	Chatagnier	Lege	Gonzalez	Alderman	Groff	McCants	Burford	Saunier
March 18 - Vanderbilt	Harris	Calarco	Chatagnier	Lege	Gonzalez	Utermark	Groff	Alderman	Burford	Rivas
March 21 - UAPB	Alderman	Calarco	Chatagnier	Wood	Gonzalez	Harris	Groff	McCants	Furniss	Quinn
March 24 - Florida	Harris	Calarco	Chatagnier	Lege	Gonzalez	Alderman	Groff	McCants	Furniss	Dougherty
March 25 - Florida	Harris	Calarco	Chatagnier	Lege	Gonzalez	Alderman	Groff	McCants	Furniss	Saunier
March 26 - Florida	Harris	Calarco	Chatagnier	Lege	Gonzalez	Alderman	Groff	McCants	Burford	Rivas
March 31 - Texas A&M	Harris	Calarco	Chatagnier	Lege	Gonzalez	Alderman	Groff	McCants	Furniss	Dougherty
April 1 - Texas A&M	Harris	Calarco	Chatagnier	Burford	Gonzalez	Alderman	Groff	McCants	Furniss	Rivas
April 2 - Texas A&M	Harris	Calarco	Chatagnier	Burford	Gonzalez	Alderman	Groff	McCants	Furniss	Quinn
April 4 - Memphis	Harris	Calarco	Chatagnier	Burford	Gonzalez	Utermark	Groff	Alderman	Furniss	Saunier
April 6 - Arkansas										
April 7 - Arkansas										
April 8 - Arkansas										
April 11 - Memphis										
April 12 - Alcorn State										
April 14 - Mississippi State										
April 15 - Mississippi State										
April 16 - Mississippi State										
April 18 - Arkansas State										
April 21 - LSU										
April 22 - LSU										
April 23 - LSU										
April 25 - Mississippi State										
April 28 - Georgia										
April 29 - Georgia										
April 30 - Georgia										
May 2 - Little Rock										
May 4 - Missouri										
May 5 - Missouri										
May 6 - Missouri										
May 11 - Auburn										
May 12 - Auburn										
May 13 - Auburn										
May 16 - Austin Peay										
May 18 - Alabama										
May 19 - Alabama										
May 20 - Alabama										

## GAME-BY-GAME STARTERS BY BATTING ORDER

Opponent	1	2	3	4	5	6	7	8	9
Feb. 17 - Delaware	Gonzalez	Groff	Alderman	Harris	Lege	Calarco	Chatagnier	McCants	Burford
Feb. 18 - Delaware	Groff	Gonzalez	Alderman	Harris	Lege	Calarco	McCants	Furniss	Chatagnier
Feb. 19 - Delaware	Gonzalez	Lege	Alderman	Harris	Groff	Calarco	Utermark	McCants	Chatagnier
Feb. 21 - Arkansas State	Groff	Gonzalez	Alderman	Harris	Lege	McCants	Furniss	Malone	Chatagnier
Feb. 24 - Maryland	Groff	Gonzalez	Alderman	Harris	Lege	Calarco	Furniss	Utermark	Chatagnier
Feb. 25 - Maryland	Gonzalez	Groff	Alderman	Harris	Calarco	Lege	Furniss	Chatagnier	Burford
Feb. 26 - Maryland	Gonzalez	Groff	Harris	Alderman	Calarco	Lege	McCants	Furniss	Chatagnier
Feb. 28 - LA Tech	Gonzalez	Groff	Harris	Alderman	Calarco	Lege	McCants	Malone	Chatagnier
March 1 - LA Tech	Gonzalez	Groff	Harris	Alderman	Calarco	Lege	McCants	Furniss	Chatagnier
March 3 - Maryland	Gonzalez	Groff	Harris	Alderman	Calarco	Lege	McCants	Furniss	Chatagnier
March 4 - Minnesota	Gonzalez	Groff	Harris	Alderman	Calarco	McCants	Chatagnier	Furniss	Lege
March 5 - Nebraska	Gonzalez	Groff	Harris	Alderman	Calarco	Chatagnier	Utermark	McCants	Lege
March 7 - Southern Miss	Gonzalez	Groff	Harris	Alderman	Calarco	McCants	Chatagnier	Furniss	Lege
March 10 - Purdue	Gonzalez	Groff	Harris	Alderman	Calarco	McCants	Chatagnier	Furniss	Lege
March 11 - Purdue	Gonzalez	Groff	Harris	Alderman	Calarco	Chatagnier	Utermark	McCants	Lege
March 12 - Purdue	Gonzalez	Groff	Harris	Alderman	Calarco	McCants	Chatagnier	Furniss	Lege
March 14 - Jacksonville State	Groff	Gonzalez	Alderman	Harris	Calarco	Chatagnier	Furniss	Lege	Kramer
March 16 - Vanderbilt	Gonzalez	Groff	Harris	Alderman	Chatagnier	Calarco	Burford	McCants	Lege
March 17 - Vanderbilt	Gonzalez	Groff	Harris	Alderman	Chatagnier	Calarco	Burford	McCants	Lege
March 18 - Vanderbilt	Groff	Chatagnier	Harris	Alderman	Gonzalez	Burford	Calarco	Utermark	Lege
March 21 - UAPB	Groff	Harris	Gonzalez	Alderman	Calarco	Chatagnier	McCants	Furniss	Wood
March 24 - Florida	Groff	Harris	Gonzalez	Alderman	Calarco	Chatagnier	McCants	Furniss	Lege
March 25 - Florida	Groff	Harris	Gonzalez	Alderman	Calarco	Chatagnier	McCants	Furniss	Lege
March 26 - Florida	Groff	Gonzalez	Alderman	Harris	Chatagnier	Calarco	Lege	McCants	Burford
March 31 - Texas A&M	Groff	Harris	Gonzalez	Alderman	Calarco	Furniss	Chatagnier	McCants	Lege
April 1 - Texas A&M	Harris	Groff	Gonzalez	Alderman	Calarco	Chatagnier	Furniss	Burford	McCants
April 2 - Texas A&M	Harris	Groff	Gonzalez	Alderman	Calarco	Chatagnier	Furniss	Burford	McCants
April 4 - Memphis	Gonzalez	Groff	Harris	Alderman	Calarco	Burford	Furniss	Utermark	Chatagnier
April 6 - Arkansas									
April 7 - Arkansas									
April 8 - Arkansas									
April 11 - Memphis									
April 12 - Alcorn State									
April 14 - Mississippi State									
April 15 - Mississippi State									
April 16 - Mississippi State									
April 18 - Arkansas State									
April 21 - LSU									
April 22 - LSU									
April 23 - LSU									
April 25 - Mississippi State									
April 28 - Georgia									
April 29 - Georgia									
April 30 - Georgia									
May 2 - Little Rock									
May 4 - Missouri									
May 5 - Missouri									
May 6 - Missouri									
May 11 - Auburn									
May 12 - Auburn									
May 13 - Auburn									
May 16 - Austin Peay									
May 18 - Alabama									
May 19 - Alabama									
May 20 - Alabama									



SEASON STATISTICS

**2023 Ole Miss Baseball  
Overall Statistics for Ole Miss (as of Apr 04, 2023)  
(All games Sorted by Batting avg)**

Record: 17-11 Home: 12-5 Away: 3-6 Neutral: 2-0 SEC: 1-8

Player	avg	gp-gs	ab	r	h	2b	3b	hr	rbi	tb	slg%	bb	hp	so	gdp	ob%	sf	sh	sb-att	po	a	e	fld%	
2 Calvin Harris	.366	28-28	112	33	41	8	1	4	23	63	.563	14	0	21	2	.426	3	0	2-2	238	15	3	.988	
12 Kemp Alderman	.358	28-28	109	22	39	6	0	11	42	78	.716	15	1	21	2	.430	3	0	4-4	66	3	0	1.000	
10 Ethan Groff	.352	28-28	105	35	37	9	1	4	34	60	.571	22	7	17	3	.485	2	0	11-12	67	1	1	.986	
7 Jacob Gonzalez	.346	28-28	104	29	36	11	0	5	27	62	.596	24	6	17	1	.485	2	0	0-2	27	49	1	.987	
20 Anthony Calarco	.305	27-27	95	16	29	6	0	3	22	44	.463	13	4	23	2	.407	1	0	0-0	145	11	1	.994	
4 TJ McCants	.279	25-23	86	19	24	3	1	7	20	50	.581	11	0	30	2	.357	1	0	7-7	62	0	0	1.000	
35 Will Furniss	.277	26-19	65	9	18	3	0	2	5	27	.415	6	2	16	2	.356	0	0	0-0	9	1	0	1.000	
1 Peyton Chatagnier	.265	28-28	102	20	27	6	1	6	19	53	.520	11	1	24	2	.339	1	0	1-3	48	54	3	.971	
9 Ethan Lege	.222	25-24	81	16	18	4	0	1	9	25	.309	8	8	10	2	.340	3	0	2-3	14	34	8	.857	
-----																								
14 Tim Simay	.500	3-0	2	1	1	0	0	0	0	1	.500	0	0	1	0	.500	0	0	0-0	1	0	0	1.000	
40 Garrett Wood	.333	12-1	6	5	2	0	0	0	4	2	.333	2	0	1	0	.500	0	0	0-0	9	1	0	1.000	
27 Judd Utermark	.182	10-6	22	6	4	0	0	1	4	7	.318	1	1	8	0	.250	0	0	1-1	4	0	0	1.000	
6 Reagan Burford	.154	18-9	26	8	4	1	0	1	5	8	.308	5	1	11	1	.303	1	1	2-2	2	3	0	1.000	
17 John Kramer	.125	6-1	8	1	1	0	0	0	0	1	.125	1	0	1	0	.222	0	0	0-0	0	0	0	.000	
90 Tywone Malone	.111	5-2	9	3	1	0	0	1	1	4	.444	2	0	5	0	.273	0	0	0-0	0	0	0	.000	
37 Mason Morris	.000	1-0	1	0	0	0	0	0	0	0	.000	0	0	0	0	.000	0	0	0-0	0	1	0	1.000	
8 Bo Gatlin	.000	1-0	1	0	0	0	0	0	0	0	.000	0	0	0	0	.000	0	0	0-0	0	0	0	.000	
16 Will Plattner	.000	2-0	1	0	0	0	0	0	0	0	.000	0	0	0	0	.000	0	0	0-0	7	0	0	1.000	
34 Riley Maddox	.000	3-0	0	2	0	0	0	0	0	0	.000	0	0	0	0	.000	0	0	0-0	0	0	0	.000	
Totals	.302	28	935	225	282	57	4	46	215	485	.519	135	31	206	19	.401	17	1	30-36	710	196	18	.981	
Opponents	.257	28	922	161	237	44	3	46	150	425	.461	130	31	267	12	.364	9	3	37-43	691	224	25	.973	

LOB - Team (203), Opp (224). DPs turned - Team (14), Opp (23).

**(All games Sorted by Earned run avg)**

Player	era	w-l	app	gs	cg	sho	sv	ip	h	r	er	bb	so	2b	3b	hr	b/avg	wp	hp	bk	sfa	sha
33 Xavier Rivas	5.61	4-2	7	7	0	0/0	0	33.2	30	23	21	19	39	6	0	8	.236	1	4	0	3	1
39 Jack Dougherty	5.79	2-2	7	6	0	0/1	1	32.2	38	22	21	9	35	9	0	6	.284	1	2	0	1	0
21 JT Quinn	5.79	3-0	10	5	0	0/0	0	28.0	25	20	18	14	28	4	2	3	.240	4	4	0	0	0
-----																						
19 Matt Parenteau	0.00	0-0	4	0	0	0/0	0	3.0	4	0	0	5	5	0	0	0	.308	0	0	0	0	0
44 Cole Tolbert	0.00	0-0	1	0	0	0/0	0	0.1	0	0	0	2	1	0	0	0	.000	0	1	0	0	0
46 Brayden Jones	1.12	1-0	11	0	0	0/0	2	16.0	16	3	2	10	14	3	0	1	.267	4	2	0	1	0
43 Cole Ketchum	2.35	0-0	8	0	0	0/0	0	7.2	7	2	2	2	7	1	1	1	.250	0	1	0	0	0
26 Hunter Elliott	3.60	1-0	1	1	0	0/0	0	5.0	3	2	2	1	9	0	0	1	.167	0	0	0	0	0
18 Mitch Murrell	4.15	1-1	15	0	0	0/0	0	21.2	22	14	10	9	30	5	0	5	.250	4	0	0	2	0
45 Mason Nichols	4.60	1-2	9	0	0	0/0	2	15.2	12	9	8	7	17	1	0	4	.200	2	3	0	0	0
47 Sam Tookoian	5.68	1-0	11	0	0	0/1	1	19.0	12	12	12	17	27	3	0	4	.176	4	1	0	0	0
25 Grayson Saunier	6.67	2-2	7	7	0	0/1	0	27.0	31	21	20	18	33	5	0	8	.290	1	6	0	1	1
37 Mason Morris	8.31	0-0	6	0	0	0/0	0	4.1	8	4	4	2	4	1	0	1	.400	1	2	0	0	0
24 Jackson Kimbrell	9.00	0-1	6	0	0	0/1	0	5.0	7	5	5	4	5	2	0	1	.368	1	0	0	1	0
22 Tommy Henninger	9.00	0-0	2	0	0	0/0	0	2.0	1	2	2	2	1	0	0	0	.143	0	0	0	0	0
13 Jordan Vera	10.91	1-1	9	2	0	0/0	0	15.2	21	22	19	9	12	4	0	3	.309	2	5	1	0	1
Totals	5.55	17-11	28	28	0	1/1	6	236.2	237	161	146	130	267	44	3	46	.257	25	31	1	9	3
Opponents	7.97	11-17	28	28	1	1/0	5	230.1	282	225	204	135	206	57	4	46	.302	26	31	3	17	1

PB - Team (1), C. Harris 1, Opp (5). Pickoffs - Team (4), J. Quinn 2, X. Rivas 1, J. Vera 1, Opp (4).

## SEASON STATISTICS - SEC ONLY

**2023 Ole Miss Baseball**  
**Conference statistics for Ole Miss (as of Apr 04, 2023)**  
**(SEC games only Sorted by Batting avg)**

Record: 1-8 Home: 0-3 Away: 1-5 SEC: 1-8

Player	avg	gp-gs	ab	r	h	2b	3b	hr	rbi	tb	slg%	bb	hp	so	gdp	ob%	sf	sh	sb-att	po	a	e	fld%	
2 Calvin Harris	.389	9-9	36	11	14	3	0	2	4	23	.639	5	0	10	1	.463	0	0	2-2	75	7	1	.988	
35 Will Furniss	.313	8-5	16	3	5	1	0	0	0	6	.375	2	1	4	0	.421	0	0	0-0	0	0	0	.000	
7 Jacob Gonzalez	.294	9-9	34	6	10	5	0	2	9	21	.618	5	1	7	0	.381	2	0	0-0	9	20	1	.967	
12 Kemp Alderman	.263	9-9	38	2	10	2	0	2	9	18	.474	3	0	11	2	.317	0	0	1-1	13	0	0	1.000	
10 Ethan Groff	.243	9-9	37	7	9	2	0	0	6	11	.297	3	1	8	0	.310	1	0	0-0	19	1	1	.952	
20 Anthony Calarco	.233	9-9	30	4	7	2	0	1	3	12	.400	4	3	11	0	.368	1	0	0-0	56	7	0	1.000	
4 TJ McCants	.179	9-8	28	4	5	0	0	0	5	5	.179	5	0	11	1	.303	0	0	5-5	30	0	0	1.000	
6 Reagan Burford	.167	8-6	18	4	3	1	0	1	4	7	.389	1	1	7	1	.238	1	0	1-1	2	3	0	1.000	
9 Ethan Lege	.150	8-7	20	3	3	2	0	0	0	5	.250	3	2	4	2	.320	0	0	1-1	4	6	3	.769	
1 Peyton Chatagnier	.059	9-9	34	2	2	2	0	0	3	4	.118	2	0	10	1	.111	0	0	0-0	13	16	3	.906	
-----																								
27 Judd Utermark	.000	4-1	5	1	0	0	0	0	0	0	.000	0	0	1	0	.000	0	0	0-0	0	0	0	.000	
40 Garrett Wood	.000	2-0	0	0	0	0	0	0	0	0	.000	0	0	0	0	.000	0	0	0-0	0	0	0	.000	
Totals	.230	9	296	47	68	20	0	8	43	112	.378	33	9	84	8	.321	5	0	10-10	227	66	10	.967	
Opponents	.314	9	318	75	100	17	2	24	69	193	.607	40	11	79	4	.404	5	1	17-19	240	67	8	.975	

LOB - Team (56), Opp (73). DPs turned - Team (5), Opp (10).

**(SEC games only Sorted by Earned run avg)**

Player	era	w-l	app	gs	cg	sho	sv	ip	h	r	er	bb	so	2b	3b	hr	b/avg	wp	hp	bk	sfa	sha
33 Xavier Rivas	5.87	0-2	3	3	0	0/0	0	15.1	13	12	10	8	16	4	0	3	.224	0	3	0	3	0
39 Jack Dougherty	6.75	0-1	3	3	0	0/0	0	14.2	23	12	11	3	14	5	0	5	.343	1	1	0	0	0
21 JT Quinn	9.64	0-0	3	1	0	0/0	0	9.1	12	11	10	2	8	0	2	3	.343	1	3	0	0	0
-----																						
46 Brayden Jones	0.00	1-0	2	0	0	0/0	0	4.0	4	0	0	3	4	1	0	0	.250	0	0	0	0	0
43 Cole Ketchum	0.00	0-0	2	0	0	0/0	0	0.2	1	0	0	0	1	0	0	0	.333	0	0	0	0	0
18 Mitch Murrell	5.19	0-1	5	0	0	0/0	0	8.2	9	9	5	5	13	1	0	4	.250	0	0	0	1	0
13 Jordan Vera	8.10	0-0	2	0	0	0/0	0	3.1	4	5	3	2	4	1	0	0	.308	0	2	0	0	1
45 Mason Nichols	9.45	0-2	4	0	0	0/0	0	6.2	9	7	7	5	6	1	0	3	.310	1	0	0	0	0
47 Sam Tookoian	11.57	0-0	2	0	0	0/0	0	4.2	6	6	6	7	4	1	0	2	.316	2	0	0	0	0
25 Grayson Saunier	12.79	0-2	2	2	0	0/0	0	6.1	15	9	9	3	8	3	0	3	.455	1	2	0	0	0
24 Jackson Kimbrell	18.00	0-0	2	0	0	0/0	0	1.0	1	2	2	1	0	0	0	1	.333	0	0	0	1	0
37 Mason Morris	18.00	0-0	2	0	0	0/0	0	1.0	3	2	2	1	1	0	0	0	.500	1	0	0	0	0
Totals	7.73	1-8	9	9	0	0/0	0	75.2	100	75	65	40	79	17	2	24	.314	7	11	0	5	1
Opponents	4.72	8-1	9	9	1	1/0	4	80.0	68	47	42	33	84	20	0	8	.230	5	9	0	5	0

PB - Team (1), C. Harris 1, Opp (1). Pickoffs - Team (3), J. Quinn 2, J. Vera 1, Opp (1).

## RESULTS

Date	Opponent	Score	Inns	Overall	SEC	Pitcher of record	Attend	Time
Feb 17, 2023	DELAWARE	w 11-2	9	1-0-0	0-0-0	H. Elliott (W 1-0)	11242	2:43
Feb 18, 2023	DELAWARE	w 10-0	8	2-0-0	0-0-0	G. Saunier (W 1-0)	10512	2:45
Feb 19, 2023	DELAWARE	w 14-4	7	3-0-0	0-0-0	X. Rivas (W 1-0)	9983	2:41
Feb 21, 2023	ARKANSAS STATE	w 11-3	9	4-0-0	0-0-0	J. Quinn (W 1-0)	9799	3:08
Feb 24, 2023	#13 MARYLAND	L 2-9	9	4-1-0	0-0-0	J. Dougherty (L 0-1)	9993	3:03
Feb 25, 2023	#13 MARYLAND	w 12-6	9	5-1-0	0-0-0	J. Quinn (W 2-0)	10778	3:43
Feb 26, 2023	#13 MARYLAND	w 18-8	7	6-1-0	0-0-0	X. Rivas (W 2-0)	10115	3:06
Feb 28, 2023	LOUISIANA TECH	L 5-6	9	6-2-0	0-0-0	J. Kimbrell (L 0-1)	10098	2:55
Mar 01, 2023	LOUISIANA TECH	w 4-3	6	7-2-0	0-0-0	S. Tookoian (W 1-0)	9329	2:28
Mar 03, 2023	vs #18 Maryland	w 5-1	9	8-2-0	0-0-0	J. Dougherty (W 1-1)	550	2:46
Mar 04, 2023	at Minnesota	w 9-7	9	9-2-0	0-0-0	M. Murrell (W 1-0)	3888	3:03
Mar 05, 2023	vs Nebraska	w 14-5	9	10-2-0	0-0-0	X. Rivas (W 3-0)	2035	3:01
Mar 07, 2023	#22 SOUTHERN MISS	w 11-5	9	11-2-0	0-0-0	J. Quinn (W 3-0)	10551	3:00
Mar 10, 2023	PURDUE	w 15-7	9	12-2-0	0-0-0	J. Dougherty (W 2-1)	10337	3:08
Mar 11, 2023	PURDUE	w 7-6	(10)	13-2-0	0-0-0	M. Nichols (W 1-0)	9991	3:17
Mar 12, 2023	PURDUE	w 6-1	9	14-2-0	0-0-0	X. Rivas (W 4-0)	9377	3:24
Mar 14, 2023	at Jacksonville State	L 6-10	9	14-3-0	0-0-0	J. Vera (L 0-1)	1322	2:52
* Mar 16, 2023	at #6 Vanderbilt	L 2-12	8	14-4-0	0-1-0	J. Dougherty (L 2-2)	3802	2:40
* Mar 17, 2023	at #6 Vanderbilt	L 0-8	9	14-5-0	0-2-0	G. Saunier (L 1-1)	3802	2:24
* Mar 18, 2023	at #6 Vanderbilt	L 2-7	9	14-6-0	0-3-0	X. Rivas (L 4-1)	3802	2:20
Mar 21, 2023	ARKANSAS PINE BLUFF	w 11-1	7	15-6-0	0-3-0	J. Vera (W 1-1)	9330	2:10
* Mar 25, 2023	#3 FLORIDA-1	L 7-9	9	15-7-0	0-4-0	M. Nichols (L 1-1)	11560	3:23
* Mar 25, 2023	#3 FLORIDA-2	L 8-12	9	15-8-0	0-5-0	G. Saunier (L 1-2)	10392	2:43
* Mar 26, 2023	#3 FLORIDA	L 4-7	9	15-9-0	0-6-0	X. Rivas (L 4-2)	9823	2:56
* Mar 31, 2023	at Texas A&M	L 6-8	9	15-10-0	0-7-0	M. Murrell (L 1-1)	6118	2:43
* Apr 01, 2023	at Texas A&M	w 14-7	9	16-10-0	1-7-0	B. Jones (W 1-0)	6096	3:32
* Apr 02, 2023	at Texas A&M	L 4-5	9	16-11-0	1-8-0	M. Nichols (L 1-2)	5869	2:48
Apr 04, 2023	at Memphis	w 7-2	9	17-11-0	1-8-0	G. Saunier (W 2-2)	1383	2:42

( ) extra inning game

## TEAM GAME-BY-GAME STATISTICS

**2023 Ole Miss Baseball**  
**Team Game-by-Game for Ole Miss (as of Apr 04, 2023)**  
**Batting (All games)**

Date	Opponent	ab	r	h	rbi	2b	3b	hr	tb	bb	ibb	sb	cs	hbp	sac	sf	gdp	k	po	a	e	lob	avg
Feb 17	DELAWARE	34	11	13	11	3	0	4	28	6	0	3	1	0	0	1	0	5	27	5	0	6	.382
Feb 18	DELAWARE	32	10	11	10	1	0	1	15	8	0	3	0	1	0	1	2	2	24	3	0	10	.364
Feb 19	DELAWARE	31	14	14	13	2	1	3	27	5	0	0	0	1	0	2	0	1	21	6	0	7	.392
Feb 21	ARKANSAS STATE	34	11	12	10	5	0	3	26	3	0	3	2	3	0	0	1	9	27	9	0	5	.382
Feb 24	MARYLAND	33	2	6	1	1	0	0	7	0	0	0	0	0	0	0	0	12	27	7	1	4	.341
Feb 25	MARYLAND	39	12	14	12	2	0	1	19	8	0	0	0	1	0	0	0	7	27	0	1	12	.345
Feb 26	MARYLAND	30	18	14	18	2	0	6	34	7	0	0	0	2	0	0	1	8	21	6	1	3	.361
Feb 28	LOUISIANA TECH	37	5	13	5	1	1	0	16	7	0	1	0	1	0	0	2	12	27	8	0	13	.359
Mar 01	LOUISIANA TECH	23	4	6	4	0	0	2	12	6	0	0	0	0	0	0	1	5	18	4	0	7	.352
Mar 03	vs Maryland	35	5	9	5	2	0	2	17	2	0	0	1	0	1	0	0	3	27	8	0	6	.341
Mar 04	at Minnesota	37	9	16	9	3	0	1	22	7	1	1	1	1	0	2	2	5	27	8	0	11	.351
Mar 05	vs Nebraska	38	14	14	13	2	2	0	20	8	1	2	0	4	0	0	0	6	27	11	0	12	.352
Mar 07	SOUTHERN MISS	34	11	12	10	1	0	3	22	4	0	0	0	3	0	1	0	6	27	9	2	7	.352
Mar 10	PURDUE	38	15	14	15	1	0	3	24	6	0	2	0	1	0	1	0	11	27	8	0	7	.354
Mar 11	PURDUE	36	7	9	7	0	0	4	21	4	1	0	0	0	0	0	0	4	30	8	2	6	.346
Mar 12	PURDUE	29	6	8	6	1	0	0	9	8	1	1	1	1	0	1	1	2	27	7	1	9	.343
Mar 14	at Jacksonville State	35	6	9	6	4	0	0	13	2	0	1	0	1	0	2	0	14	24	9	0	7	.337
*Mar 16	at Vanderbilt	28	2	7	2	1	0	0	8	1	0	1	0	1	0	1	2	6	23	7	4	5	.333
*Mar 17	at Vanderbilt	29	0	2	0	0	0	0	2	1	0	0	0	0	0	0	0	11	24	5	0	3	.321
*Mar 18	at Vanderbilt	30	2	4	2	1	0	2	11	2	0	0	0	0	0	0	0	6	24	5	0	3	.313
Mar 21	ARKANSAS PINE BLUF	30	11	12	11	3	0	5	30	4	0	1	0	0	0	0	0	1	21	10	0	5	.316
*Mar 25	FLORIDA	36	7	11	7	4	0	0	15	3	0	3	0	3	0	1	0	12	27	8	0	9	.316
*Mar 25	FLORIDA	37	8	10	7	5	0	1	18	3	0	0	0	1	0	0	1	12	27	7	1	6	.314
*Mar 26	FLORIDA	31	4	4	2	1	0	0	5	8	0	0	0	0	0	0	3	8	27	9	2	8	.307
*Mar 31	at Texas A&M	38	6	11	6	2	0	3	22	3	0	2	0	0	0	0	0	11	24	7	2	8	.306
*Apr 01	at Texas A&M	36	14	10	13	3	0	1	16	11	0	3	0	2	0	1	0	10	27	9	1	9	.305
*Apr 02	at Texas A&M	31	4	9	4	3	0	1	15	1	0	1	0	2	0	2	2	8	24	9	0	5	.304
Apr 04	at Memphis	34	7	8	6	3	0	0	11	7	0	2	0	2	0	1	1	9	27	4	0	10	.302
Totals		935	225	282	215	57	4	46	485	135	4	30	6	31	1	17	19	206	710	196	18	203	.302

## RADIO/TV ROSTER




1 • Peyton Chatagnier  
Sr. • IF • 3L  
Cypress, Texas  
Cy-Fair



2 • Calvin Harris  
Jr. • C/OF • 2L  
Peosta, Iowa  
Western Dubuque



4 • TJ McCants  
Jr. • OF/IF • 2L  
Cantonment, Fla.  
Pensacola Catholic



6 • Reagan Burford  
Jr. • IF • 1L  
Germantown, Tenn.  
Northwest Florida  
State



7 • Jacob Gonzalez  
Jr. • IF • 2L  
Glendora, Calif.  
Glendora



8 • Bo Gatlin  
Jr. • IF • JC  
Oxford, Miss.  
Meridian CC



9 • Ethan Lege  
Jr. • IF • JC  
Abbeville, La.  
Delgado CC



10 • Ethan Groff  
Sr. • OF • TR  
Orlando, Fla.  
Tulane



12 • Kemp Alderman  
Jr. • OF/C • 2L  
Decatur, Miss.  
Newton County Academy



13 • Jordan Vera  
Fr. • RHP • HS  
Miami, Fla.  
ESB Academy



14 • Tim Simay  
Fr. • IF • RS  
Hoschton, Ga.  
Mill Creek



16 • Will Plattner  
Fr. • C • HS  
Springfield, Ill.  
Glenwood



17 • John Kramer  
So. • OF • 1L  
Wildwood, Mo.  
Lafayette



18 • Mitch Murrell  
Sr. • RHP • 3L  
Ocean Springs, Miss.  
Ocean Springs



19 • Matt Parenteau  
Sr. • RHP • 1L  
Carmel, Ind.  
Parkland College



20 • Anthony Calarco  
Sr. • IF • TR  
Wilmette, Ill.  
Northwestern



21 • JT Quinn  
Jr. • RHP • HS  
Tampa, Fla.  
Berkeley Prep



22 • Tommy Henninger  
Jr. • RHP • JC  
Louisville, Ky.  
John A. Logan College



23 • Josh Mallitz  
Jr. • RHP • 2L  
Tampa, Fla.  
Tampa Jesuit



24 • Jackson Kimbrell  
Sr. • LHP • 3L  
Birmingham, Ala.  
Oak Mountain



25 • Grayson Saunier  
Fr. • RHP • HS  
Memphis, Tenn.  
Collierville



26 • Hunter Elliott  
So. • LHP • 1L  
Tupelo, Miss.  
Tupelo



27 • Judd Utermark  
Fr. • IF • HS  
Charlotte, N.C.  
Charlotte Christian



28 • Banks Tolley  
Sr. • OF • 1L  
Madison, Miss.  
Meridian CC



29 • Brady Disbro  
Fr. • RHP • HS  
Dana Point, Calif.  
Capistrano Valley



33 • Xavier Rivas  
Jr. • LHP • TR  
Portage, Ind.  
Indianapolis



34 • Riley Maddox  
So. • RHP • 1L  
Pearl, Miss.  
Jackson Prep



35 • Will Furniss  
Fr. • IF • HS  
Nacogdoches, Texas  
Nacogdoches



37 • Mason Morris  
Fr. • IF/RHP • HS  
Tupelo, Miss.  
Tupelo



38 • Patrick Galle  
Fr. • RHP • HS  
Biloxi, Miss.  
Biloxi



39 • Jack Dougherty  
Jr. • RHP • 2L  
Collierville, Tenn.  
Collierville



40 • Garrett Wood  
Sr. • IF • 2L  
Claremore, Okla.  
Johnson County CC



43 • Cole Ketchum  
Fr. • RHP • HS  
West Point, Miss.  
Heritage Academy



44 • Cole Tolbert  
So. • RHP • JC  
Laurel, Miss.  
Pearl River CC



45 • Mason Nichols  
So. • RHP • 1L  
Jackson, Miss.  
Jackson Prep



46 • Brayden Jones  
Fr. • RHP • RS  
Madison, Miss.  
Madison-Ridgeland  
Academy



47 • Sam Tooioian  
Fr. • RHP • HS  
Fresno, Calif.  
Buchanan



48 • Nathan Fink  
Fr. • OF • HS  
Charlottesville, Va.  
IMG Academy



90 • Tywone Malone  
So. • IF • 1L  
Jamesburg, N.J.  
Bergen Catholic



5 • Mike Bianco  
Head Coach  
23rd Season



15 • Carl Lafferty  
Assistant Coach  
17th Season



30 • Mike Clement  
Assistant Coach  
9th Season



36 • Chris Cleary  
Volunteer Assistant Coach  
5th Season