


MUSIC - UNIVERSITY OF TORONTO



3 1761 07192 506 9



FACULTY
of MUSIC



UNIVERSITY
OF TORONTO

Presented to the
Faculty of Music Library
by

Doreen Hall

Wa

[Handwritten signature]

Herbert J. Linnin

Rock Cottage

Richmond Dr.

Wolkestone

22-11-94

Isner Hall

from Dr. Walker

1973

Works by the same Author.

MUSICAL THEORY. 3s. 6d.

The main divisions of the work are five; the Common Scale and Time, the Minor Mode and Transition, Musical Form, Expression, and Harmony.

THE TEACHER'S MANUAL. 5s.

The Art of Teaching in general, and especially as applied to Music.

HOW TO OBSERVE HARMONY. 2s.

The whole series of chords employed in Modern Music is described in progressive order, and by the use of single chants each is shown in its common connection.

THE STAFF NOTATION. 6d.

A Practical Introduction, on the principles of the Tonic Sol-fa Method.

HOW TO READ MUSIC. 1s.

Teaches Sight-singing by the Tonic Sol-fa system, then applies the knowledge gained to the Staff Notation, and teaches that thoroughly.

THE
STANDARD COURSE

OF LESSONS AND EXERCISES

IN THE

Tonic Sol-fa Method of Teaching Music

(FOUNDED ON MISS GLOVER'S "SCHEME FOR RENDERING PSALMODY CONGREGATIONAL," 1835)).

WITH

ADDITIONAL EXERCISES.

BY

JOHN CURWEN.

TENTH EDITION.

London :

J. CURWEN & SONS, 8 & 9 WARWICK LANE, E.C.

PRICE THREE SHILLINGS AND SIXPENCE.

Entered at Stationers' Hall. The right of translation reserved.

1892.



NOTICE.

Several friends have said to me "why do you not arrange your book in lessons? It would be so convenient for us, every time we go to our class, to know exactly how much and how little we have to teach." I would gladly have done this; but the different capacities, tastes, and circumstances of our pupils make it impossible. A School lesson and a lesson to an Evening class, a Reformatory lesson and a College lesson, differ exceedingly both in the manner of teaching and in the number of things which can be taught. I can only provide a general method, some points of which are essential and some non-essential, leaving the teacher to adapt this method to the particular class he has to deal with. Such topics as Harmony, Pronunciation, Musical Form, Voice Training, and the difficult parts of Time, Tune, and Expression may, however important, be reckoned as non-essentials, and will have to be omitted in many classes.

Although I could not fix the exact amount of instruction and exercise which every class can receive lesson by lesson, I have divided the method into Steps. By a step I mean a certain stage of the pupil's progress at which he is expected to stop and examine himself, and bring the different divisions of his labours (tune, time and expression) abreast of one another. This is what is called, in the counting house, "taking stock," in the House of Commons, "Reporting progress." It is ascertained that ordinary students do learn a certain proportion of each branch of the subject *concurrently*, and this proportion is given as nearly as possible in each step. One-sidedness of study is most dangerous and miserable to the student. A clever reader of *tune* who cannot keep *time* is constantly finding himself wrong, and annoying his neighbours, and a good *timeist* who is often singing out of *tune* feels himself to be unsatisfactory, and often stops the class to get his errors corrected. The steps, with their amplitude of questions at the end, enable all the members of a class to march together,—to keep step.

But the Lesson is a different thing from the Step. A very dull class may require three or four lessons before they finish the first stage of progress and

bring themselves up to the mark distinctly drawn by the examination at the close of the first step. Rarely have we found classes so quick and ready that they can accomplish the first step at a single lesson. The teacher studies the kind of class he is about to teach, and draws out the plan of his lessons accordingly. Until he knows his class more perfectly he will seldom be able to do in a lesson exactly what he had planned to do, but he always goes to his class with a plan,—having chosen the exercises to be done, and having anticipated in his own mind and pictured to his imagination, the blunders he will be required to correct, and the brief verbal explanations he will be expected to make.

When a *new* topic is introduced, it occupies a larger portion of time than the other topics, and may at first do this even to the exclusion of others. But directly a subject has reached the "wearying point" in a class it must stop, even if it has occupied only a short time. At first the chief care will be given to the subject of *tune*, and not until the attention of the class *gets near* the wearying point, does the teacher introduce the first elements of time, as a variety. When the association of syllable and interval in *d m s* is fully established, and not till then, will *much* attention be given to the earlier time names. It is not wise to introduce a great number of *new* topics in one lesson. The Voice exercises should occupy a brief portion of each lesson at its opening. On all teachers, taking up our Method, I urge faithful attention from the beginning to three things—the Pattern—the Mental Effects, and the preparation for Certificates. The experienced teacher knows how to arrange the topics of his class, how to pass promptly from one to the other, how to keep up the interest, and how to secure an even progress in all the branches of study. For the inexperienced teacher, I have gathered together all the helps I could think of, in the "Teacher's Manual of the Tonic Sol-fa method."*

JOHN CURWEN.

Plaistow, 2nd July, 1872.

INDEX OF TOPICS.

TUNE.

Absolute pitch and pitching tunes	3, 23, 29, 59
Key relationship	3
Octaves	5, 29
Mental effects	iv, 4, 15, 28
Speed of movement and ditto	28
Names and signs	3, 5
Pattern	3, 5, 7
Solf-a-ing and la-a-ing	3, 37, 77
Modulator	v, 3, 8, 11, 12, 24, 37, 42, 51, 77
Manual signs	17, 51
Ear exercises	12, 24, 42, 77
The scale	25, 48
Perception of Transition	49, 50
Distinguishing tones of 1st remove	50
Mental effect of transition	50, 51
The second remove	117, 118
Chromatic effects	52
Cadence transition	52
Passing transition	53
Extended transition	53
Memorizing adjacent keys	50, 77
The modes	84, 85, 86
The modern minor	86, 87
The Grave ray	46
Modulation and transitional ditto.	88
The third remove	123
Accidentals	123

TIME.

Accent, pulse, measure	6, 7, 18, 63, 64, 65
Beating time	7, 24, 65, 68
Time names and Taatal-ing	v, 6, 7, 8, 10
Continued tones and half pulses	7
Silent pulse. Pulse-and-a-half tones	
Quarter-pulse tones	18, 19
Silent half-pulse. Three-quarter pulse tones. Two quarters and a half. Half and two quarters.	
Syncopation	24
Silent quarter-pulse. Thirds of a pulse	64
Sixths, Eighths, Ninths, &c., of a pulse	110
Time ear exercises	24
Rate of movement, sustaining and remembering it	33, 34, 66

EXPRESSION.

Breathing for the sense	16
The normal force of a piece	30, 98
Type marks for expression of words	p. 30, Ex. 97, 98
General principles	30, 94
The degrees of Force, with their combinations and modes of delivery	95, 96, 97, 98,
Ascending and descending passages	99

Repeated and prolonged tones	99
Melodic imitations and marked entrance	100
Subordination of parts and accompaniment	100
Imitative sounds	101
Tones congenial to the sentiment or spirit of the tune	101, 102
Rapid passages	102
Effect of the Explosive and Pressure tones and the Legato & Staccato styles	103
Unison, Cadence, Distinguishing tones	103
Dissonances	104
Expression of words. Effect of speed and force	130 to 136
Phrasings	9, 16, 30, 69, 70, 98, 135, 149, 150

PRONUNCIATION.

Effect of vowels on Quality of tone	1, 14
Collective reading	15, 16
Recitation on a monotone	35, 36, 47, 59, 82
The Consonants or articulations	60, 61, 62
Importance of the Glide, in singing consonants	61
Order of accents in speech and song	63
Preparing recitations	35, 59, 63, 93, 94
The Vowels, their mechanism, and dialectic varieties	136 to 142
The Diphthongs	142 to 144

VOICE TRAINING.

Its importance	156
Position of Singer	2
Good Klang and quality	1, 2, 3, 14, 26, 45, 81, 95
Control of breath	2, 3, 14, 26, 45, 51
Breathing Places	9, 16, 30, 98
Tuning of voices together	14, 26, 45, 47, 51
Compass	29, 106, 109
The Registers	32, 66, 107
Thin Register	33, 67
Thick Register	67
Small Register	105
Voice Modulator	106
Examination of voices	81, 106, 109
Blending of Registers	67
Optional tones	82, 89, 110
Boys' voices	107
Voices and parts	29, 80, 81, 109, 109
Flattening	109
Choral contrivances	149
Resonances	149
Vocal ornaments, portamento, shake swell, appoggiatura, turn	150, 151, 155, 156
Training in class	150, 151

Agility, strength, and downward extension	151, 153
---	----------

HARMONY.

A chord	4
Relation of chords D & S	20, 27
The common intervals	21, 36
Positions and Constitutions of chords	26, 27, 48
Dissonances and their resolution	21, 36, 69
Chord 4S and <i>doh</i> against <i>ray</i>	21, 27
Chord 7S, <i>fah</i> against <i>soh</i> , and the partial dissonance	36, 46
Relationship of F with D and S, ambiguity	45, 46
Chords major, minor, or diminished	46
Chord RAH and grave <i>ray</i>	46
Chords T, L, M, and 7R	46, 47
Mental effects of Chords	47, 49
Cadences	49, 52, 69
Apologies for dissonance	69
Chromatic chords and their resolution	83
Chord relation in the Minor mode	87

MUSICAL FORM.

General principles and divisions of melody	69
The Parsing of melody	70
Relative motion of parts and imitations	36
Parsing fugal passages	104
Rounds	16
Chants	35, 63, 64
The Response, Chant, Hymn Tune and Anthem	144, 145
The Madrigal, Glee, Part Song and Chorus	146
The Canon and Fugus	146 to 149
Recitative, Opera, Oratorio and Cantata	148, 149

NOTATION.

Of tune and octaves	5, 29
Of accent and measure	6, 7, 18
Of vocal parts and musical sections	8
Of repetition	16
Of sounding and silent pulses and their parts	6, 7, 18, 34, 64
Of the hold	86, 87
Of chords	20, 26, 46, 47, 87
Of rate of movement	33, 35
Of chanting	35, 36
Of transition	51, 53
Of registers	68
Of the minor mode	86, 87
Of expression	30, 96, 97
Of consonantal sounds	61
Of vowel sounds	136
Writing exercises	12, 24, 77

FINGER-SIGNS FOR TIME,

AS SEEN FROM THE PUPIL'S (NOT THE TEACHER'S) POINT OF VIEW.



TAA.



TAAATAI.



tafatefe.



TAAatefe.



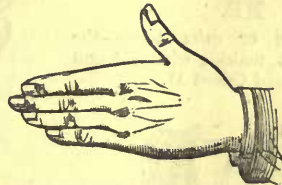
TAAafe.



tafatAI.



AA.



AATAI.



SAA.



TAASAI.

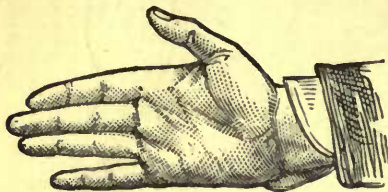


SAATAI.

MENTAL EFFECTS AND MANUAL SIGNS OF TONES IN KEY.

NOTE.—These diagrams show the hand as seen by pupils sitting on the left-hand side of the teacher. The teacher makes his signs in front of his ribs, chest, face, and head, rising a little as the tones go up, and falling as they go down.

FIRST STEP.

**SOH.**

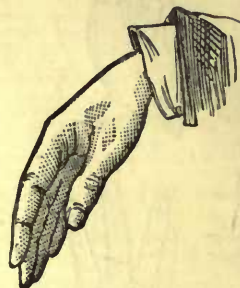
The **GRAND** or *bright* tone,—the Major **DOMINANT** Chord,—making with *Te* and *Ray* the Dominant Chord,—the Chord *S*, and with *Fah* also the Chord *'S*.

SECOND STEP.

**TE.**

The **PIERCING** or *sensitive* tone,—the Major **LEADING TONE**, making with *Ray* and *Fah* the weak Chord *T*.

THIRD STEP.

**LAH.**

The **SAD** or *weeping* tone,—the Major **SUBMEDIANT**, making with *Doh* and *Me* the Chord *L*.

**ME.**

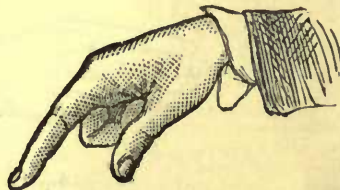
The **STEADY** or *calm* tone,—the Major **MEDIANT**, making with *Me* and *Soh* the rarely used Chord *M*.

**RAY.**

The **ROUSING** or *hopeful* tone,—the Major **SUPERTONIC**, making with *Fah* and *Lah* the Chord *R*,—in which case it is naturally sung a comma flatter, and may be distinguished as *Rah*.

**DOH.**

The **STRONG** or *firm* tone,—the Major **TONIC**, making with *Me* and *Soh* the Tonic Chord, the Chord *D*.

**FAH.**

The **DESOLATE** or *awe-inspiring* tone,—the Major **SUBDOMINANT**, making with *Lah* and *Doh*, the Subdominant Chord,—the Chord *F*.

, For *te* let the teacher point his first finger horizontally to the left. For *ta* ditto to the right. When seen by the class these positions will be reversed, and will correspond with the Modulator. For *se* let the teacher point his forefinger straight towards the class.

NOTE.—These proximate verbal descriptions of mental effect are only true of the tones of the scale when sung slowly—when the ear is filled with the key, and when the effect is not modified by harmony.

SECOND STEP.



TE.

The *PIERCING* or *sensitive* tone—the Major *LEADING* TONE, making with *Ray* and *Fah*, the weak Chord T.



RAY.

The *ROUSING* or *hopeful* tone—the Major *SUPERTONIC*, making with *Fah* and *Lah* the Chord R—in which case it is naturally sung a komma flatter, and may be distinguished as *Rah*.



TA.

NOTE.—These diagrams show the hand as seen by the pupil, standing in front of the teacher. The proximate verbal description of mental effect are only true of the tones of the scale when sung slowly—when the ear is filled with the key, and when the effect is not modified by harmony.

FIRST STEP.

The *GRAND* or *bright* tone—the Major *DOMINANT*, making with *Te* and *Ray*



SOH.

the *Dominant* Chord—the Chord S, and with *Fah* also the Chord $\frac{7}{5}$ S.



ME.

The *STEADY* or *calm* tone—the Major *MEDIAN*T, making with *Soh* and *Te* the rarely used Chord M.



DOH.

The *STRONG* or *firm* tone—the Major *TONIC*, making with *Me* and *Soh*, the Tonic Chord, the Chord D.



SE.

THIRD STEP.



LAH.

The *SAD* or *weeping* tone—the Major *SUBMEDIAN*T, making with *Doh* and *Me*, the Chord L.



FAH.

The *DESOLATE* or *awe-inspiring* tone—the Major *SUBDOMINANT*, making with *Lah* and *Doh*, the Subdominant Chord—the Chord F.



FE.

TONIC SOL-FA TIME CHART.

By JOHN CURWEN.

(Copyright.)

Wholes.	Halves.	Quarters.	Thirds.
:		: , , ,	: , ,
TAA		tafatefe	taataitee
:—		: , ,	: , —,
-AA		TAatefe	TAatee
:		: , ,	: , , —
SAA		TAAfe	taatai-ee
: ,		: , ,	: , ,
TAATAI		tafATAI	saitaitee
:—,		: , , ,	: , —,
-AATAI		safatefe	TAAsee
:,		: , , ,	: , ,
SAATAI		tafatefe	taasai-ee
: , .		: , .,	: , ,
TAASAI		TAAsefe	taasaitee

Eighths. : l, l, l, l	Sixths. : l, l, l
tanafanatenefene	3 accents. tafatefetifi
Ninths. : l l, l l, l l	Sixths. : l l, l l
taralateretirili	3 accents. taralaterete

NOTE.—“Ai” is pronounced as in *maid*, *fail*, &c. “Aa” is pronounced as in *father*, “a” as in *mad*, “e” as in *led*, and “i” as in *lid*. These time-names are copied from M. Paris’s “Langue des durées.” The minute divisions are seldom used except in instrumental music. In the Tonic Sol-fa notation we often write *two* measures in the place of *one* in the common notation, thus expressing the accent more truly.

The flats of the scale, ta, la, ma, ra, are pronounced *taw*, *law*, &c.; and the sharps, de, re, fe, le, are pronounced *dee*, *ree*, &c. Ba (the sharp sixth of the minor scale) is pronounced *bay*.

St. Co.

THE MODULATOR. (Copyright.)

The Modulator staff shows a sequence of notes and lyrics. The notes are arranged in two columns. The lyrics are: f', m', re', s, ba, m, r, d, t₁, se₁, s₁, ba₁, f₁, m₁, r₁. The notes are: d', t, l, se, s, ba, f, m, r, r, d, t₁, l₁, se₁, s₁, ba₁, f₁, m₁, r₁.

Fixed Jahn?

THE EXTENDED MODULATOR.

DOH=G^b D^b A^b E^b B^b F C G D A E B F^{##} C^{##} G^{##} D^{##}

Lah = E^b B^b F C G D A E B F^{##} C^{##} G^{##} D^{##}

se	ba	t	m	l	D ¹	r ¹	D ¹	s	d ¹	f	se		
s	d ¹	f			b		#	ba	t	m	l	r	s
ba	t	m	l	r	C ¹	DOH ¹	C ¹	f			se	ba	
f			se	ba	B	TE	B	m	l	r	s	d	f
m	l	r	s	d	b	ta	#	se		ba	t,	m	
se		ba	t,	m	A	LAH	A	r	s	d	f		
r	s	d	f		b	la	#	ba	t,	m	l,	r	
ba	t,	m	l,	r	G	SOH	G	d	f		se,		
d	f		se,		b	ba fe	#	t,	m	l,	r	s,	d
t,	m	l.	r	s,	F	FAH	F		se,		ba,	t,	
	se,		ba,	t,	E	ME	E	l,	r	s,	d	f,	
l,	r	s,	d	f,	b	ma	#	se,		ba,	t,	m,	l,
se,		ba,	t,	m,	D	RAY	D	s,	d	f,		se,	
s,	d	f,			b	ra	#	ba,	t,	m,	l,	r,	s,
ba,	t,	m,	l,	r	C	DOH	C	f,			se,	ba,	
f,			se,		B ¹	t,	B ¹	m,	l,	r	s,	d,	f,

THE STANDARD COURSE

OF THE

TONIC SOL-FA METHOD OF TEACHING TO SING.

FIRST STEP.

To produce a good tone. To train the muscles which rule the lungs. Given a key tone, to recognize and produce its fifth and third. To recognize and produce its upper octave and the lower octave of its fifth. To recognize and produce the simplest divisions of time.

VOICE TRAINING

A singing lesson is a calisthenic exercise, and should be preceded, where possible, by such gymnastic movements of the arms and shoulders as will exercise and strengthen the muscles of the chest.

Good Tone.—From the earliest exercise, the pupil should try to produce a good tone, that is, a tone clear and pure (without any admixture of breathiness), and of a pleasant quality. For this purpose constant, if possible, daily attention must be directed to three things: 1st, the “shock of the glottis;” 2nd, the throwing forward of the voice; and 3rd, the control of the breath. Purity of tone depends on the first and third of these, quality on the second and third. The lump in our throat called the larynx or “Adam’s apple,” is the instrument of voice. The glottis is the slit between those lips of the larynx (or vocal cords), which form its lower opening. When Garcia and other voice-trainers speak of the “shock of the glottis;” and when Dr. Rush, Mr. Melville Bell, and other elocutionists speak of the clear “explosion” of vowel sounds, they refer to the firm closing, followed by the distinct opening of these lips of the larynx. The action of the lips of the mouth, in pronouncing strongly the letter *p*, in *papa*, will illustrate this; and the “shock of the glottis” may be felt in a

slight cough, or in pronouncing clearly the letter *g*, as in *game*; or *k*, as in *keep*. This “shock” does not require force, but only definiteness of action. It must also be delivered with as little breath as possible. The word *skaalaa*, (*aa* as in *father*) which many voice-trainers use for their exercises, has this advantage, that its first syllable necessitates clearly marked “explosion” of the vowel of which we speak; but in using it, the *s* must be scarcely heard, and the *k* must be delivered sharply.

Quality of voice (*timbre*, that which makes the difference between a hard wiry voice, a soft clear voice, a full rich voice, &c.) depends chiefly on the habit of throwing the air-stream forward in the mouth. Professor Helmholtz’ experiments, as well as the practice of Garcia and others, support this view. The stream of vocalized air should strike against the palate as near as possible to the root of the upper teeth. Some vowels naturally favour this habit more than others. In English, *ee*, *ai* (as in *fail*, *maid*, &c.), *oa* (as in *oar*, *coat*, &c.), and *oo*, are all “forward” vowels, as any one may know by a few experiments with his own voice. The frequent use of these vowels, in vocalizing, in connection with a proper management of the breath, enables the voice-trainer “to form,” says Madame Seiler, “out of a sharp, hard, and dis-

agreeable voice, a voice sweet and pleasing." The open vowel *aa* (as in *father*) is commonly formed, by the English, the French, and the Germans, far back in the mouth; but "the Italians," says Madame Seiler, "form no vowel so far front as their clear-sounding beautiful *aa*." When we copy the old Italian voice-trainers in employing this vowel—so useful in vocalizing, because it opens the mouth properly—let us take care to throw it forward, and so give it the soft round Italian quality. It is unfortunate that our *ee*, *ai*, *oa*, and *oo*, do not, like the Italian *aa*, promote the proper opening of the mouth.

The proper management of breath promotes a correct striking of the tones, as well as their purity and quality. Insufficient breath causes flatness of pitch, at the same time with thin and poor quality. The slightest unnecessary force of breath makes itself heard along with the vocal klang, and causes mixture and impurity of tone. "Every tone," says Madame Seiler, "requires, for its greatest possible perfection, only a certain quantity of breath, which cannot be diminished or increased without injury." As the breath has to be received into the lungs by the same channel through which it leaves them, it is obvious that the regular action of breathing must be interrupted when we speak or sing. Hence the necessity of care and management. Elocutionists as well as voice-trainers recommend that the lungs should be kept fairly full. Mrs. Blaine Hunt says: "Accustom yourself to take breath wherever you can, although you may not feel the necessity for it at the time. This is important to beginners, as it teaches them soon to take it without exertion, and less perceptibly to the hearer." Of course the sensible singer cannot take breath in any place in which his doing so would spoil the sense and continuity of the words, or of the musical phrases. There is no need of noisy effort to draw in the breath; the nose and mouth being open, it is only necessary to expand the ribs and the lungs are filled. In the beginning of his studies the singer should take breath at the end, and at some convenient place in the middle of each line of poetry. Gradually the muscles which hold the ribs distended sideways, as well as those underneath the lungs, by which alone the breath should be expelled, or rather expended, will gain strength. A long sustained tone should not be expected at first; and the swell upon such tones, properly delivered, is, as Garcia, Bassini, and others shew, among the last attainments of vocal

power. Exercise steadily pursued, and nothing else can give to the muscles the requisite power of control. Voice exercises should, for a long time, be sung, as the old Italian masters required, *only softly*. The effort to sing softly (or *piano*), with a full but not overcrowded chest, compels attention to the control of the muscles; it also the better enables the pupil to perceive for himself what is meant by purity and beautiful quality of tone. Until this perception is formed nothing is done. The pupil in a popular evening class, must, in this matter, rely chiefly on himself and his daily practice. It is but little study of individual voices which a class-teacher can give. Much, however, is done in classes by imitation and sympathy. We have noticed that every teacher who himself understands what "a good tone" is, will have it in his class; and when once the right habit is established there, new comers naturally and easily fall into it.

Position.—The singer should (*a*) stand with heels together or in the soldiers' posture of "stand at ease;" (*b*) with head erect, but not thrown back; (*c*) with shoulders held back, but not up; (*d*) with lungs kept naturally filled—not with raised chest, except on extraordinary occasions—but with the ribs, never allowed to collapse, pressing against the clothes at each side, and the lower muscles of the abdomen drawn in; (*e*) with the mouth freely open, but not in the fish-mouth shape *O*,—the lips being pressed upon the teeth, and drawn somewhat away from the opening, so as not to deaden the sound,—the lower jaw falling,—the palate so raised as to catch on its front-part the stream of air from the lungs,—and the tongue flat, its tip just touching the lower teeth. These rules have to be carefully studied by the singer, and, at first, they will make him stiff and self-conscious; but soon, and with care, the proper position will grow into a habit. Everything will be most easy, and the motto of the old masters will be realized—"Pleasant face makes pleasant tone." The teacher "calls his pupils into position" by giving out as words of command—"a," "b," "c," "d," "e." At each order, the pupils take the position indicated by those letters as above, and the teacher watches to make sure that they do so properly. He makes a sign—a motion—with the fingers of his left hand to those who do not open the mouth sideways as much as he wishes, and another sign to those who do not keep their teeth about two finger-breadths apart. He shakes his head at those who do not make a "pleasant face," and so on. Garcia says: "Open mouths of

an oval shape, like those of fishes, produce tones of a sorrowful and grumbling character; those of which the lips project, in the form of a funnel, give a hard barking voice; very wide mouths, which exhibit the teeth *too* much, render the tone rough; those which have the teeth too close, form shrivelled tones." These points must be attended to at the commencement and in the course of every early lesson. There is no other way in which the pupil can be saved from slovenly habits and coarse flat singing.

Ex. 1.—*To train the muscles at the sides of the lungs and under them.*—To be repeated at the opening of each lesson of the first step.

The pupils standing, if possible, in single file, round the room (so that the teacher may approach each one and quietly signify any defect of position while the exercise is going on), the teacher raises his hand while the pupils take in breath slowly, and without noise. The pupils *hold** their breath while the hand remains high, and let out the breath again through the mouth, and *gradually* as the teacher lowers his hand. The teacher counts "one," "two," "three," &c. (at the rate of M. 60, or as slowly as a common eight-day clock ticks), while he lowers his hand. The pupils say, by holding up hands, who held out as far as "three," "four," "six," &c. The teacher is well satisfied with "four" at first, and does not require even that from weak lungs.

Ex. 2.—*To train the larynx for the production of pure vocal clang.* To be repeated at the opening of each lesson in the first step.

The teacher sings on the syllable *ai* (as in *gain*, *pail*, &c.) a middle tone of the voice, say G or A. The pupils imitate that tone, commencing immediately the teacher opens his hand, and cutting it off sharply the instant the teacher closes his hand. This done, he gives the vowel *ai* again, but immediately changes it into the more open and pleasant *aa*; changing, however, as little as possible the *ai* position of the tongue, so as to secure the "forward" Italian *aa*. The pupils imitate, attention being given exclusively to the position and to purity of the voice. This is done with various tones—say with D, with F, and with A.

FIRST EXERCISES IN TUNE.

Pitch.—By "pitch," we mean the *highness* or *lowness* of sounds; the difference between the sounds produced towards the right hand on the

piano and those towards the left, or between a squeak and a growl. We are not anxious, at present, to teach the *absolute pitch* of sounds. Our first and chief work is to teach the *relation* of sounds in a tune to what is called the key-sound of that tune.

Key Tone.—Everything in a tune depends on a certain "given" sound called its governing, or key-tone, from which all the other tones measure their places. At present the teacher will pitch the key-tone for the pupil. The modulator represents this key-tone with its six related tones, in the way in which they are commonly used. The pupil will learn to sing them by first learning to perceive their effects on the mind, and *not* by noticing their relative distances from each other.

Pattern.—The teacher never sings *with* his pupils, but sings them a brief and soft "pattern." The first art of the pupil is to *listen well* to the pattern, and then to imitate it exactly. He that listens best, sings best. When it is the pupil's turn to sing let him strike the tones firmly, and hold them as long as the teacher pleases. As soon as the modulator is used, the teacher points on it while he sets the pattern, and also while the pupil imitates.

Ex. 3.—The Teacher asks his pupils for a rather *low* sound of their voice. He gets them to sing it clearly, and well drawn out, to the open syllable *aa*. He takes it for the *key tone* of a tune. He sings it, and immediately adds to it what is known as the fifth above. The pupils try to imitate the "pattern," singing (still to *aa*) the key tone and its nearest related tone. When, by patient pattern and imitation, this is done,—

Ex. 4. The Teacher gives a *different* low sound of the voice for the key tone, and asks the pupils to give him that other related tone again. This he does several times, always changing the key tone.

Names and Signs.—Immediately that a thing is understood it is important to have a *name* for it, and sometimes a *sign* also. Any name or sign which is agreed upon between Teacher and pupil, will answer the purpose. But it is convenient to use the same names which others use. On our modulator and in our notation we call the key tone just given *Doh*, and the other nearly related sound *Soh*. For voice Exercises, in which the Teacher has to look at pupils while he gives them signals to guide their singing, it will be useful to employ the closed hand as a sign for *Doh*, and the open hand, pointing outwards, with the thumb upwards, for *Soh*.

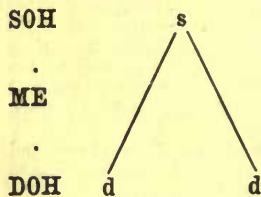
Ex. 5. The Teacher gives *Doh* and *Soh* (to the open *aa*) and, immediately after, another sound, different from *Soh*, which he knows as the third of the scale. The pupils imitate his pattern. The Tonic Solfa name for this sound is *Me*, and the sign is the open hand with the palm downwards,

Ex. 6. The Teacher, by the above named manual signs, causes the pupils to sing (while he watches their position and the opening of their mouths,) to the open sound *aa* such phrases as the following, *Doh, Soh, Me, Soh, Doh.*—*Doh, Me, Soh.*—*Soh, Me, Doh, Me, &c., &c.* The Teacher changes his key tone with nearly every new Exercise, lest the pupils should be tempted to try and sing by *absolute pitch*, instead of directing their attention to the *relation* of sounds.

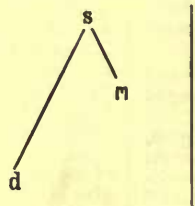
Mental Effect.—The effect felt by the mind as it listens to these three tones, arises first from their difference in pitch, one being higher or lower than the other, and secondly and chiefly from their agreeing well with each other,—so that it is pleasant to hear them one immediately after the other, and pleasant to hear them sounded together. The science of sound shows how closely and beautifully these three tones are related to each other, in the

number of their vibrations. Their agreement may be shewn by sounding together 1st *Doh* and *Soh*, 2nd *Doh* and *Me*, 3rd *Me* and *Soh*, and 4th *Doh* *Me* *Soh*. When three tones are thus related, and sounded together, they are called a *Chord*. The pupils will be led to notice the different effect on their minds of the three tones of this Chord. As they form the Chord of the key tone, they are the bold, strong, pillar tones of the scale, on which the others lean, but they differ in the manner of their boldness, one being brighter, another stronger and more restful, another more peaceful, &c. The Teacher, having brought his pupils to a clear conception of these tones, apart from syllabic association, now attaches to each of them its singing syllable,—teaching by pattern, and pointing on the modulator the six following exercises. For the sake of solitary students, who cannot be thus taught, these exercises are printed, in the form of diagrams, with skeleton modulators at the side. The first letters of the syllables on the modulator are used to indicate the notes, and so point to the modulator in the mind's eye. A narrower type and somewhat altered form is given to the letter *m* (*n*), for convenience in printing.

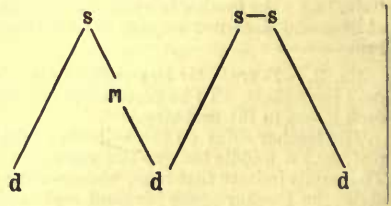
Ex. 7. KEYS D & F.



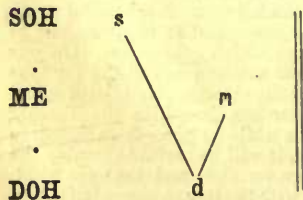
Ex. 8. KEYS D & F.



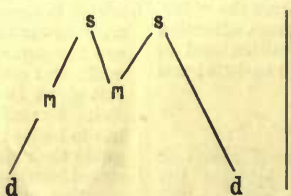
Ex. 9. KEYS D & F.



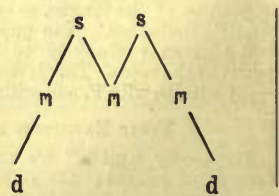
Ex. 10. KEYS D & F.



Ex. 11. KEYS D & F.



Ex. 12. KEYS D & F.



Octaves or Replicates.—It is in the nature of music, that tones, which vibrate twice as fast or twice as slow as some other tone, should sound so like that other tone, and blend so perfectly with it, that they are treated as the same tone and receive the same name. They are *the same* in Relative position and mental effect,—the difference of pitch being the *only* difference between them. Thus every sound has its “replicate” or repetition above and below. The two sounds are called octaves one to another, because if you count the tones of a scale from any sound to its replicate (including the tones at both ends) you count *eight* or an octave of sounds. We put a figure one upward thus—(1), as a mark for the upper octave, and downward thus—(1), as a mark for the lower octave. If we wish to indicate higher or lower octaves still, we use the figure (2). The *sign* for a higher octave would be given by

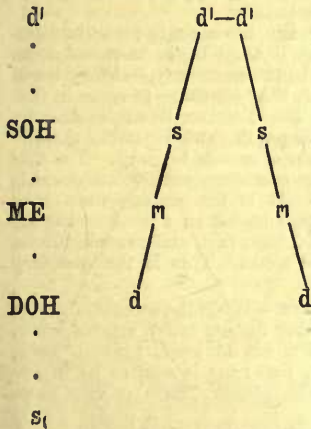
raising the hand which gives the sign, and for a lower octave by lowering it.

Ex. 13. The Teacher gives a *low* sound of the voice for *Doh*, and patterns to the open syllable *aa*, *d*, *m*, *s*, *d*¹. The pupils imitate. Again, by manual signs, the Teacher requires the pupils to sing which ever of these notes he pleases, while he watches the position and the opening of the mouth,—in each exercise varying the key.

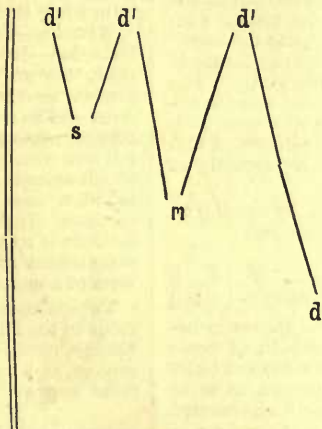
Ex. 14. The Teacher gives a *middle* sound of the voice for *Doh*, and then patterns to the open *aa*, *d*, *m*, *s*, *s*₁, *d*. The pupils imitate. Again, watching his pupils, he requires them, by manual signs, to make any of these tones he pleases, in each exercise varying the key.

The Teacher sets for each of the following Exercises a Solfa pattern on the modulator.

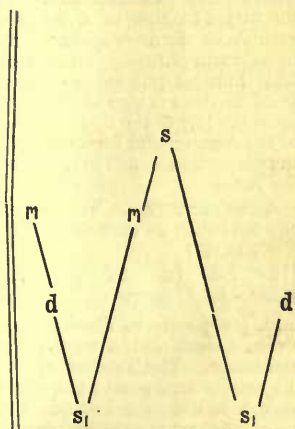
Ex. 15. KEY C.



Ex. 16. KEY C.



Ex. 17. KEY G.



FIRST EXERCISES IN NOTATION.

In the following Exercises, “Key G,” “Key C,” “Key A,” tell the Teacher where to pitch his *Doh*. The letters point on the *modulator in the mind’s eye*. The Teacher pitches the key tone. The pupils “sound the chord,” singing (when they have a middle sound of the voice for *Doh*,) *Doh*, *Soh*, *Me*, *Doh*, and when they have a low sound, *Doh*, *Me*,

Soh. As there is no indication of time, the tones may be made as long or as short as the Teacher likes. A gentle tap on the desk will tell the pupils when to begin each tone. During this Exercise it may be well to let the large modulator hang before the pupils, that they may glance at it when their mental modulator fails them.

Ex. 1C. KEY G.

s, d m s m s m d

Ex. 19. KEY C.

s d' s m s m s d

Ex. 20. KEY A.

d s, d m s m d

Ex. 21. KEY C.

s m s d d' m s d

Ex. 22. KEY A.

m d m s s s, d

Ex. 23. KEY C.

s m d' m s d m

FIRST EXERCISES IN TIME.

Time and Rhythm. The word time is commonly used in three different senses. Sometimes it means the *degree of speed* at which the music is sung, as when we speak of quick time, slow time, etc. This we call "The Rate of Movement." Sometimes it means the arrangement of accents in a tune, as when we say "common time," "triple time," etc. This we call "The Measure." Sometimes it means the varied lengths of a set of notes standing together, as when we speak of "keeping the time" in a certain phrase. These time-arrangements of brief musical phrases we call "Rhythms." The word Rhythm is also used in a general sense to express the larger relations of time and accent, such as the number and kind of measures in a tune, and the proportion which is given to each "section" of the tune.

Accent or Stress. The Teacher, by singing on one tone such an exercise as the following,

KEY G.

|| d : d | d : d || : d | d : d | d ||
 || aw - ful | dawn - ing || a - wake, a - rise. ||

leads his pupils to distinguish the difference between a *weak* and a *strong* accent both in words and music. The Teacher will be careful not to let his pupils exaggerate the strong accent, so as to make a jerked tone instead of simply an accented tone. Accent is produced by the combined use of *distinctness* (or abruptness) and *force*—in their various degrees, and it differs in quality as one or the other element predominates. An upright bar (|) shews that the note which follows it is to be sung with the stronger accent. Two dots, thus, (:), shew that the note which follows them is to be sung with the weak accent.

Pulses.—It will be noticed that in music the voice is naturally delivered in successive beats or impulses, some having the strong and some the

St. Co. (New.)

weak accent. These we call *Pulses*. The Teacher illustrates this. The pulses move faster in some cases and slower in others, but the pulses of the same tune are equal in length one to the other. The Teacher illustrates this. The beginning of a pulse of time is indicated by an accent mark as above, and its end is shown by the next accent mark. In Tonic Solfa printing we place the accent marks in each line of the music, at equal distances, so as to measure time pictorially.

Measure.—In music the accents recur in regular order,—that is, if they begin thus,—*strong*, *weak*, they go on in the same way,—if they begin *strong*, *weak*, they continue to recur in that order and so on. The Teacher illustrates this by singing tunes to his pupils, and requiring them to tell him which *order of accents* he uses. The *time* which extends from one *strong* accent to the next is called a *measure*. It is the *primary* form of a measure. If the tune begins on a weak accent the measure is reckoned from that, and extends till the same accent recurs again. This is the *secondary* form of a measure.

Two-pulse measure.—When the accents of a tune recur in the following regular order, *strong*, *weak*, *strong*, *weak*, and so on, or *weak*, *strong*, *weak*, *strong*, and so on, that tune is said to be in *two pulse measure*. The primary form of two pulse

measure would be represented thus | | : | {
 and the secondary form thus | : | | {

Time Names.—We call a single pulse (whatever be the rate of movement) TAA.

Ex. 24. The Teacher causes his pupils to sing a number of primary two-pulse measures on one tone to the time-names, while he beats the time steadily. He does this till all have "got into the

swing" of the rhythm (TAA, TAA, TAA, TAA, &c.), so that all the voices strike the beginning of each pulse perfectly together. Alternate measures are then sung by teacher and pupils, maintaining the same rate. They do this again with an entirely different rate of movement, only taking care to keep up the rate of movement when once begun. In this exercise let the pupils be careful to sing each pulse fully to the end. The second vowel AI is often added to make him do so.*

Ex. 25. The teacher in the same manner makes his pupils practise secondary two-pulse measures TAA, TAA, TAA, TAA, &c.

Ex. 26. Sing Exs. 20, 22, and 23, beginning with the strong accent, and again beginning with the weak.

Ex. 27. Sing Exs. 18, 19, and 21, beginning with the weak accent, and again beginning with the strong.

Three-pulse Measure.—When the accents of a tune recur at regular intervals thus, strong, weak, weak, strong, weak, weak, and so on (that is like the accents in the words "heavenly," "happiness," and so on) or weak, strong, weak, weak, strong, weak, and so on, (that is like the accents in the words "amazing," "abundant," and so on) the tune is said to be in *three pulse measure*. The primary form of three pulse measure is this | : : || and the secondary this : | : || In the three pulse measure, *when sung slowly*, the second accent is not weak, but often nearly as strong as the first. For convenience, however, we always write this measure as above.

Ex. 28. The Teacher will make his pupils sing TAA, TAA, TAA (primary three-pulse measure) on a single tone, while he beats time, first at one rate of movement and then at another rate, always sustaining, in each exercise, the rate at which he commences it.

Ex. 29. The teacher will do the same with TAA, TAA, TAA (secondary three-pulse measure).

Ex. 30. Sing exercises 20 and 22 in the primary three-pulse measure, making two measures, and the first pulse of the next, to each exercise.

Ex. 31. Sing exercises 18 and 19 in secondary three-pulse measure, making for each exercise, two measures and two pulses of a third measure.

Continued Tones.—When a tone is continued from one pulse into the next, we mark the continuation by a horizontal line, thus (—). The time-name for continuations is always obtained by dropping the consonant, thus, TAA, -AA, &c. Pupils are apt to

fail in giving their full length to prolonged tones.

Half-pulses.—When a pulse (TAA) is equally divided into two parts, we give it the name TAATAI. The sign for an equally divided pulse is a dot in the middle, thus (| . :), and thus (| d . m :).

Beating Time.—Pupils should never be allowed to "beat" time till they have gained a *sense of time*.

Speaking in Time.—The value of the Time-names depends on their being habitually used in *time*—each syllable having its true proportion.

Taatai-ing.—We propose to use this as a short word for the phrase "singing on one tone to the time names," just as we use "Solfaa-ing" to save the circumlocution "singing with the use of the Solfa syllables." In the early steps of any art it is better to learn each element separately. As the pupil has first learnt tune separately from time on the Modulator, so now, with the help of the Time Chart, he studies time separately from tune. The rule of good teaching that, at the first introduction of any distinct topic, that topic should occupy much more than its ordinary proportion of each lesson, will strongly apply in this case; for we have to establish in the *memory* an association of syllable and *rhythm*, just as, in teaching tune, we have already begun to establish a mnemonic association of syllable and *interval* through mental effect. 1st. The teacher patterns and points on the Time Chart (just as he patterns and points on the Modulator) and the pupils imitate (taatai-ing on one tone) the first *half* of one of the time exercises. The Teacher's pointer will sufficiently well beat time as it strikes on the Chart. 2nd. Teacher and pupils Taatai the time-phrase *alternately*, the teacher singing softly, with clear accent and very exact and well filled time, but only pointing or tapping on the Time Chart when the pupils take their turn. This is done till the pupils "get into the swing," striking the accent well together and giving each tone its full length. 3rd. The second half of the exercise is taught in the same way by pattern and alternating repetition. 4th. The two parts are put together and patterned and alternated as above, but at a quicker rate, without pointing,—the teacher beating time only when it is the pupils turn to sing. 5th. The pupils Taatai from the book as directed in Ex. 32. The other processes of Time-laaing, of Tuning the time-forms and of Taatai-ing in tune, are introduced a little later, when the time-names are familiar. Each process is only continued till the exercise is

perfect. These many processes, each increasing in difficulty, give variety to the work of the learner | and keep his attention fixed on an otherwise uninteresting but most important subject.

Ex. 32. *First slowly*—repeated so at least three times—and *then quickly*, and repeated so six times.

{ 1 TAA	: 1 TAA	{ 1 TAA	: — -AA	{ 1 TAA	: — -AA	{ 1 TAA	: 1 TAA	
------------	------------	------------	------------	------------	------------	------------	------------	--

Ex. 33. *Slowly—and quickly.*

{ 1 TAA	: 1 TAA	{ 1 TAA	: 1 TAA	{ 1 TAA	: — -AA	{ — -AA	: — -AA	
------------	------------	------------	------------	------------	------------	------------	------------	--

Ex. 34. *Slowly—and quickly.*

{ : 1 TAA	{ 1 TAA	: — -AA	{ — -AA	: 1 TAA	{ 1 TAA	: 1 TAA	{ 1 TAA	
--------------	------------	------------	------------	------------	------------	------------	------------	--

Ex. 35. *Slowly—and quickly.*

{ 1 TAA	: 1 TAA	{ 1 TAA	: — -AA	: 1 TAA	{ 1 TAA	: 1 TAA	{ 1 TAA	
------------	------------	------------	------------	------------	------------	------------	------------	--

Ex. 36. *Slowly—and quickly.*

{ : 1 TAA	{ 1 TAA	: 1 TAA	{ 1 TAA	: — -AA	: — -AA	{ 1 TAA	: 1 TAA	
--------------	------------	------------	------------	------------	------------	------------	------------	--

Time Laa-ing.—The Teacher when *all* the above exercises have been properly learnt, with time names, will cause them to be sung again in the same way, but to the open syllable *Laa*. The time syllables are, like the Solfa syllables, valuable as mnemonics, and must be much used, especially in the early steps. But they must not be too exclusively used, lest our pupils should be able to sing correct time to nothing else.

Ex. 37. *Laa* Exs. 32 to 36.

TUNE.

Tune Laa-ing.—As soon as the memory-helping Solfa syllables have been rendered familiar, every tune should be *Laaed from the book*. Some teachers make a habit of *Laa-ing from the modulator*, directly after the Solfa pattern has been learnt. One study should be always before the teacher's mind while his pupils are *Laa-ing*,—that of the blending and tuning of the voices. As all are using the same syllable *Laa* (not *lavo* or *loa*) it is more easy to notice whether *in unison* (that is when all sing the same tones) the tones *blend* as into one voice,—and whether, in *harmony* (that is when several melodies are sung together) the tones *tune* well with each other.

Two-part Singing.—It is at first very difficult for

St. Co. (New.)

pupils to sing independently one of another. The simplest form of two-part singing is that in which one set of voices repeatedly strikes the same tone ("tolls the bell"), while the other set sings the tune, as in exercises 38 to 41. These exercises should first be taught by pattern from the modulator, and then sung from the books, the Teacher beating the pulses by gentle taps on the desk. If the long tones are not held the proper length, they must be sung to the time names.

{ **Brackets** are used both at the beginning and ending of lines to shew what parts of the music may be sung together.

Double Bars (||) are used to shew the end of a tune, or the end of what is called a musical "section," generally corresponding to a line of poetry. Where the double bar occurs, the regular accent mark, whether strong or weak, is omitted. But it must nevertheless be understood and observed.

Exchanging Parts.—The exercises of this and the second step do not go too high for low voices, or too low for high voices. All kinds of voices can sing both the upper and the lower parts. At these two steps, therefore, as soon as an exercise is sung, and without a moments pause, it should be sung over again,—those who have sung the higher part

taking the lower, and those who have sung the lower taking the higher. It is obvious that these early exercises are best fitted for those classes in which the voices are all of the same sort, that is, all men's voices, or else all women's and children's voices. If, however, the class is a mixed one, the exercises can well be used, although they will not be so pleasant. It is better in this case to let the voices be mixed for both of the parts; for variety, however, the teacher may occasionally give the higher part to the ladies, and the lower to the gentlemen.

music naturally divides itself into short portions or *phrases*. Just before the opening of a phrase is, musically considered, always the best breathing place. The pupil will soon learn to select breathing places for himself; but at the present step we have marked the most convenient breathing places by means of a dagger thus †. The endings of lines, however, are not marked, as breath should *always* be taken there. The pupil who sings on till his ribs collapse and his lungs are empty, and then takes breath, produces a flat tone, and feels uncomfortable.

Breathing Places.—It will be soon felt that

Ex. 38. KEY D. †

{	d	:	m	:-	s	:-	d'	:-	d'	:-	s	:-	m	:-	d	:-		d'	
{	d	:	d	:	d	:	d	:	d	:	d	:	d	:	d	:	d	:	.

Ex. 39. KEY D. †

{	d	:	m	:	m		s	:	s		d'	:	d'		d'	:	d'		s	:	s		m	:	m		d	:-		.		
{	d	:-	d	:-	d	:-	d	:-	d	:-	d	:-	d	:-	d	:-	d	:-	d	:-	d	:-	d	:-	d	:-	d	:-	d	:-		SOH

Ex. 40. KEY F. †

{	d	:-	s	:-	m	:-	d	:-	s	:-	s	:-	d	:-	-	:-		.														
{	d	:	d	:	d	:	d	:	d	:	d	:	d	:	d	:	d	:	d	:	d	:	d	:	d	:	d	:	d	:		ME

Ex. 41. KEY D. †

{	d	:	m		s	:	m		s	:	m		d'	:-	d'	:	s		m	:	s		s	:	m		d	:-		.		
{	d	:	d		d	:	d		d	:	d		d	:-	d	:	d		d	:	d		d	:	d		d	:	d	:		DOH

Ex. 42. KEY D. *Quickly.* †

{	d	:	m		m	:	s		s	:	d'		d'	:-	d'	:	s		s	:	m		m	:	d		d	:-		.
{	d	:-	-	:-	m	:-	-	:-	m	:-	-	:-	m	:-	-	:-	d	:-	-	:-	d	:-	-	:-	d	:-	-	:-		.

Ex. 43. KEY B. †

{	d	:-	s ₁	:-	m	:-	d	:-	m	:-	d	:-	s ₁	:-	d	:-		s ₁												
{	m ₁	:	m ₁	:	m ₁	:	m ₁	:	s ₁	:	s ₁	:	m ₁	:-	d	:	s ₁	:	m ₁	:	d ₁	:	m ₁	:	s ₁	:	d ₁	:-		.

Ex. 44. KEY F. *Quickly.* †

{	d	:	m		s	:	m		d	:	m		s	:	m		d	:	m		s	:	m		s	:	s		s	:-	}	
{	d	:-	s ₁	:-	d	:-	m	:-	d	:-	s	:-	m	:-	-	:-	-	:-	-	:-	-	:-	-	:-	-	:-	-	:-	-		.	
{	s	:	m		d	:	m		s	:	m		d	:	m		s	:	m		d	:	m		d	:	d		d	:-		.
{	m	:-	d	:-	m	:-	d	:-	s ₁	:-	-	:-	-	:-	d	:-	-	:-	-	:-	-	:-	-	:-	-	:-	-	:-	-		.	

Ex. 45. *Slowly,—and quickly.*

l	:l .l	l	:l .l	l .l	:l .l	l	:—	
TAA	TAAATAI	TAA	TAAATAI	TAAATAI	TAAATAI	TAA	-AA	
KEY C.								
d	:m.s	d'	:s.m	s.m	:s.m	d	:—	
KEY G.								
d	:s ₁ d	m	:d.d	m.d	:m.d	s	:—	
KEY C.								
d'	:s.m	d	:m.s	d'.s	:d'.s	m	:—	
KEY G.								
d	:s ₁ s ₁	d	:s ₁ m	d.d	:s ₁ m	d	:—	

Ex. 46. *Slowly,—and quickly.*

l	:l	l .l	:l	l .l	:l .l	l .l	:l	
TAA	TAA	TAAATAI	TAA	TAAATAI	TAAATAI	TAAATAI	TAA	
d	:m	s.m	:d	s.m	:s.m	s.m	:d	
m	:d	d.m	:s	d.m	:s.m	d.m	:s	
d'	:s	m.s	:d'	d'.s	:m.s	m.s	:d	
d	:s ₁	d.m	:d	d.s ₁	:d.s ₁	d.m	:d	

Taatai-ing in Tune.—*Laa-ing* on one tone helps to form that *abstract* idea of a rhythm which is desired. But such an idea is never truly established until the ear can recognize a rhythm as *the same*, through all the various *disguises* which different tune-forms put upon it. To learn the abstract, you must recognize it in *many* concretes,—the abstract idea “round” in the concretes—wheel, plate, full moon, penny, &c., &c.; of “crimson” in a shawl, a feather, a flower, a punctured finger, &c., &c. If we saw nothing round but a wheel, we could not form an *abstract* idea of “roundness.” As a help to this distinct conception of rhythm, it is useful to *taatai* each time exercise on *various* tune forms. The Teacher 1st, *tunes* the time-form, solfaa-ing and teaching, by pattern, one of the phrases printed under the time exercises,—2nd,

patterns the same from the Modulator, as before, but *taatai-ing*, as he points, instead of solfaa-ing. The pupils imitate. The time-names shew them the sameness of the rhythm, while the modulator points them to the difference in tune,—3rd, causes his pupils to sing the same from the book.

Ex. 47.—*Taatai in tune*, all the tune-forms printed below Ex. 45 and 46, and any others, the Teacher may invent.

The following exercises (introducing three-pulse measure without divided pulses, and *taatai* in two-pulse measure), should now be solfaad by pattern, from the modulator, *taataid* from the book, *solfaad* from the book, and *laad* from the book. Let each “part” be taught separately before the two parts are sung together.

Ex. 48. KEY D. *Quickly,—and slowly.*

d	:d	:d	m	:—	:—	m	:m	:m	s	:—	:—	}
d	:—	:d	d	:—	:—	d	:—	:d	m	:—	:—	}
s	:s	:s	d'	:d'	:d'	s	:s	:s	d	:—	:—	
m	:—	:m	m	:—	:—	m	:—	:m	d	:—	:—	

St. Co. (New.)

Ex. 49. KEY D. *Quickly,—and slowly.*

d	: m	: s	d'	: —	: —	d'	: s	: m	d	: —	: —	}	d'
d	: —	: d	m	: —	: —	m	: —	: d	d	: —	: —		

m	: s	: d'	s	: —	: —	s	: m	: s	d	: —	: —	}	SOH
m	: —	: m	m	: —	: —	m	: —	: m	d	: —	: —		

Ex. 50. KEY G. *Slowly,—and quickly. †*

: s ₁	d	: —	: d	m	: d	: m	s	: —	: s	m	: —	}	ME
: s ₁	m ₁	: —	: s ₁	d	: —	: d	m	: —	: m	d	: —		

: d	s ₁	: d	: m	s ₁	: d	: m	: s	: —	: s ₁	d	: —	}	DOH
: m ₁	m ₁	: —	: s ₁	m ₁	: s ₁	: d	m ₁	: —	: s ₁	m ₁	: —		

Ex. 51. KEY C. *Slowly,—and quickly.* †

d	: m	s	: s	† d . m : s . d'	s	: —	m	: s	d'	: d'	d' . s : d' . s	m	: —	}	s ₁
d	: d	m	: m	d . d : m . s	m	: —	d	: m	m	: m	m . m : m . m	d	: —		

Ex. 52. KEY G. *Slowly,—and quickly.* †

: s ₁	d	: m . d	s ₁ † : d	m	: d	: s	: m	d	: s ₁ . d	m	: d	: s	: s ₁	d	}
: s ₁	m ₁	: m ₁ . m ₁	m ₁ . m ₁ : m ₁	s ₁	: d	: s ₁	: s ₁	m ₁	: m ₁ . s ₁	d . d : d	m ₁	: s ₁	m ₁		

Ex. 53. KEY D. *Slowly,—and quickly.*

d . m : m	d . m : m	† s	: s	m	: —	† m . s : s	m . s : s	† d'	: s	d'	: —	}
d	: d	d . m : m	d	: —	m : m	m : m	m : m	m . s : s	m	: —		

MODULATOR VOLUNTARIES.

At every lesson, the pupils will be exercised in following the Teacher's pointing on the modulator, *without a pattern*. The difficulty of this is, that the pointer cannot shew accent,—but, in cases of difficulty, by means of the time names the teacher can explain any rhythm he wants. The pupils will learn to follow promptly, and to form the habit of holding the tones as long as the pointer stays on a note.

The movements of the pointer are most visible when it passes from note to note with a curve sideways. The Teacher can invent his voluntaries or take them from other Courses. But they should never include greater difficulties than belong to the step which the class has reached. See the "Hints for Voluntaries." These Exercises will prepare for the next.

EAR EXERCISES.

The Teacher will now give his pupils short musical phrases, sung to figures, and ask them to tell him to which figure or figures *d* fell?—to which *m*?—to which *s*?—to which *d*?—to which *s*? He will also give them a key tone and chord, singing immediately to the sharply opening syllable *skaa*, either *d, m, s, d',* or *s₁*, and requiring the pupils to tell him *what* tone he has sung. The answers to these exercises should not come from a few only of the class, but the Teacher will contrive (by subdividing the class or otherwise), that *all shall feel the responsibility* of thinking and preparing an answer, and all will be interested. See "Hints for Ear Exercises." It is a great advantage when the answers to these ear exercises can be written by the pupil, and afterwards examined and registered by the teacher or his assistants.

POINTING FROM MEMORY.

At the close of each lesson the pupils should take a pride in showing their teacher how many of the previous exercises they can point and Sol-fa from memory. These Exercises should be registered in favour of each pupil. Musical memory should be cultivated from the first, because it will greatly facilitate the progress of the pupil in futuro steps, and will be of constant service to him in after life.

WRITING EXERCISES.

Notation is best taught by writing, and the thing *noted* is more quickly and easily practised when the notation is clear and familiar to the mind. Hence the value of writing exercises. For the first step the teacher should bid his pupils draw on slate or paper four (or eight or sixteen) two pulse measures, in the primary (or secondary) form. The teacher may do the same on a black board to *show* his pupils what is meant. When the measures are properly drawn out, the teacher will *dictate* the notes to be written in each pulse, or he will write them on the blackboard for his pupils to copy. These notes he may invent for himself, or copy from other courses, but they must always belong to the same "step."

DICTATION.

Dictation has always been difficult as soon as the *time* became at all complicated, but the time

names give us a means of dictating, by very brief orders, *one pulse at a time*, "Rhythm," "Accent," and "Tune," at once. Thus, if we were dictating Ex. 52, we should first say to our pupils "secondary two-pulse measure." "Prepare for 8 measures." "TAA lower *s₁*," "TAA *d*," "TAATAI *m d*," &c., or in Ex. 53 "TAATAI *m*," "TAA *m*," &c.

The Tonic Sol-fa music paper will be found very useful for dictation. By this means a whole class may be permanently supplied with copies of a tune, while in the process of writing they make a thorough acquaintance with the tune, and are thus prepared to sing it. The Sol-fa music paper is so ruled that the copyist can keep his pulses of equal lengths throughout the tune. He can allow one compartment to a pulse, or two. In either case he will not find it necessary to mark *with the pen* or pencil more than the strong accents.

WRITING FROM MEMORY.

Pupils should also be well practised in writing tunes from memory. Even where it is difficult for a whole class to point on their modulators from memory at the same moment, so as to be seen by the teacher, it is not difficult to engage a whole class at the same moment, in writing with closed books from memory, the tunes they have learnt. If every pupil has his number, and writes that number on the right hand upper corner of the exercise, instead of his name, assistants can be employed to correct the exercises, and to register a mark for every *pulse* properly written.

SUPPLEMENTARY EXERCISES.

The Teacher naturally desires to see that all the members of his class (except the careless and inattentive who have no claim upon him) have mastered the topics of each step before that step is left. Some classes require longer practice on one topic, and some on others. For this purpose as well as with the view of gathering all eyes to one point in his elementary explanations, he is recommended to make good use of the black board, and the "Standard Charts," pp. 1 to 5 (Tonic Sol-fa Agency). The "Wall Sheets," No. 1 (for time exercises), and Nos. 7 and 8 (for tune) may also be used as supplementary to the exercises of this step.

QUESTIONS FOR WRITTEN OR ORAL EXAMINATION.

DOCTRINE.

- 1 To what three practices must the pupil give daily attention in order to produce a *pure* and *pleasant* tone?
- 2 What two habits improve the *purity* of tone?
- 3 What two habits improve the *quality* of tone?
- 4 Which are the forward vowels in the English language?
- 5 What three things are promoted by a proper management of the breath?
- 6 What mismanagement of the breathing causes flatness of pitch?
- 7 What effect on a tone arises from the use of too much breath?
- 8 Where should a beginner regularly take breath?
- 9 Where should we not take breath?
- 10 By the action of which set of muscles should the breath be expended?
- 11 What are the two reasons for singing the early voice exercises softly?
- 12 Describe the best position for the body in singing—for the head—for the shoulders—for the chest—for the mouth—the lips—the lower jaw—the palate—the tongue.
- 13 Describe the bad effects of any wrong positions of mouth or body.
- 14 What do we mean by the "pitch" of sounds?
- 15 What is your idea of a key tone?
- 16 Why is it important to listen well to the pattern?
- 17 What is the name for the key tone of a tune, and what is its manual sign?
- 18 What are the names and signs (1) for the tone which is commonly known as the fifth above the key tone, and (2) for that which is known as the third above it?
- 19 From what two causes arise the different effects of the related tones *Doh*, *Me*, and *Soh* on the mind?
- 20 What is the name given to a set of three tones thus related?
- 21 What is an octave or replicate, and its sign?
- 22 We can tell pupils what tones of the scale to sing, either by pointing on the modulator, or by giving them manual signs. What other way have we of doing so?
- 23 What do "Key G," "Key C," "Key A" mean at the beginning of a tune?
- 24 What are the three common uses of the word "Time," and what distinct name do we give to each of the three things?
- 25 How is "Accent" produced?
- 26 What is the sign for a strong accent, and what for a weak?
- 27 What is the name we give to the time which extends between one accent (of either sort) and the next?
- 28 What is the time name for a one-pulse tone?
- 29 In what cases may pulses be different in length one from the other?
- 30 In what circumstances are pulses the same in length one with the other?
- 31 What is the order of accents in the primary form of two-pulse measure? What in its secondary form?
- 32 What is the order of accents in the primary form of three-pulse measure? What in its secondary form?
- 33 Give the time names which represent a primary two-pulse measure, and a secondary three-pulse measure?
- 34 How do you mark a two-pulse tone, and how do you name it?
- 35 How do you mark and name a three-pulse tone?
- 36 Why is it important, in elementary teaching, to use distinct names for continuations?
- 37 What educational principle distinguishes the early steps of any art?
- 38 How long should the pupils repeat the first time exercises?
- 39 What is the difficult thing which the teacher has to *maintain* in the time exercises?
- 40 Why are the pupils at first not to *beat* time?
- 41 How is it that the Sol-fa syllables come to be mnemonics (or memory-helps) of tune, and the time syllables mnemonics of time?
- 42 What is the use of *Laa-ing*?
- 43 What is the meaning of a bracket?
- 44 What is the meaning of a double bar?
- 45 What are the best breathing-places when music only is considered?
- 46 What is the sign for a pulse equally divided into two-parts? What is its time name?
- 47 What do you mean by *taatai-ing*?
- 48 What is meant by *taatai-ing* in tune?
- 49 How does the practice of *taatai-ing* help the mind to individualize—to form a distinct conception of—a rhythm?
- 50 In the practice of modulator voluntaries, what two habits must the pupil form?
- 51 What difficulties must not be included in voluntaries?
- 52 Describe the two forms in which ear exercises can be presented?
- 53 Why should musical memory be cultivated?
- 54 What is the best way of teaching notation?
- 55 What advantage does the singer get from the practice of writing music?
- 56 How would you dictate the air of the first four measures of Ex. 53?

PRACTICE.

- 57 Hold a *steady* tone, without taking breath, for five seconds.
- 58 Sing any two of the exercises 38 to 44, and 48 to 53, chosen by the teacher, to the open syllable *Laa*, correctly and without breathiness of tone.
- 59 Sing to the open syllable *Laa*, the *Soh* any *Doh* the teacher gives you.
- 60 Sing in the same manner the lower *Soh*.
- 61 Sing in the same manner the upper *Doh*.
- 62 Sing in the same manner the *Me*.
- 63 Sing in the same manner the lower *Me*.
- 64 *Taatai* the upper "part" in one of the Exs. 51, 52, or 53, chosen by the teacher.
- 65 *Taatai* in tune one of the Exs. 51, 52, or 53, but not the same as in the last requirement, chosen by the teacher.
- 66 Point on the modulator from memory any one of the Exs. 46 to 51, chosen by the teacher.
- 67 Write down from memory another of these exercises.
- 68 From any phrase (belonging to this stage) sung to figures, tell your teacher, or write down, which figure was sung to *Me*.
- 69 Ditto *Soh*.
- 70 Ditto *Doh*.
- 71 Ditto *Doh*'.
- 72 Ditto *Soh*'.
- 73 Having heard the chord, tell, or write down which tone of the scale was sung to *Skaa*. Do this with two different tones belonging to this step.
- 74 Follow to the teacher's pointing on the modulator in a new voluntary, containing *Doh*, *Me*, *Soh*, *Doh*' and *Soh*'.
- 75 Write from dictation, and afterwards sing a similar exercise.

SECOND STEP.

To train the voice in purity, beauty, and good accord. To distinguish the mental effects of d, m, s, t and r. To produce them. To distinguish and produce the medium accent and the four-pulse and six-pulse measures,—also the whole-pulse silence, the half-pulse sounds in three pulse measure, and the fourths of a pulse in their simplest form. To observe the reasons for breathing places. To commence the study of chords, intervals, dis-cords, and passing tones.

VOICE TRAINING.

The teacher calls his pupils into position just as he did at the beginning of every lesson in the first step. Every lesson of the present step should open with the following three exercises. It is exceedingly important that the pupils should cultivate for themselves a good position in singing. It will then become an easy habit.

Ex. 54. CHEST EXERCISE, to strengthen the muscles under the lungs and on its sides, and give them control over the slow emission of breath. The same as Ex. 1, except that the breath should be breathed out more slowly, and that a sound may accompany it. Some will now be able to continue the tone while the teacher slowly counts ten, say for ten seconds. The weak-chested must not be discouraged. This exercise daily practised will be life and health to them.

Ex. 55. VOCAL KLANG EXERCISE.—The same as Ex. 2, except that instead of using only one tone the pupils will sing the Tonic chord. They will sing, in obedience to the teacher's manual signs *d m s d' d' s m d*. The manual signs enable the pupils to watch the posture of his pupils, and the teacher to watch the commands and intimations of the teacher. This exercise will be sung slowly (say at M. 60) and also *softly*, for the sake of studying beauty in the quality of tone. When in any exercise, the teacher feels that he has secured that good quality, he occasionally ventures on a *middle* force of voice, but always strives to maintain the same good quality. In mixed classes of men and women this exercise will, of course, be sung in octaves, as the voices of men and women are naturally an octave apart. The importance of this simple exercise, and the difficulty of obtaining a perfect and pure unison of voices in it are strongly enforced by Fetis (see "Choir and Chorus Singing," page 9).

The exercise is 1st, *sol-faad once*, 2nd, sung *once* to the forward syllable *lai*. 3rd, sung *three* times to the forward and pleasant Italian syllable *laa*, and 4th, sung *once* to the best English syllable for the sharp accented delivery of tones—*koo*, striking four sharp *koo*s to each tone. The first step of this process puts the ear in tune: the second places the

tongue properly, and so prepares the mouth for the real Italian *aa*: the third gives the best form of mouth for the production of a beautiful sound: and the fourth strengthens the voice by vigorous (not forced) action, and favours that downward motion of the larynx on the delivery of short and accented (though not loud) tones which has to be formed into a habit for after use. The exercise, having been thus *six* times sung in Key C, the same process will be repeated in Key D.

Tuning Exercises can now be added for the purpose of teaching voices singing different parts to study one another, and to chord well together. To some extent this is done in every exercise, but it requires also separate study. The teacher divides his women's and children's voices into three "parts," (1st, 2nd, and 3rd) and causes them first to *sol-faa* and then to *lai* and *laa*, the following exercise. When this is done to the teacher's satisfaction he utters the word "change" and those who have sung the first part take the second, the second the third, and the third the first. At the word "change" again the same process is repeated. The teacher then divides his men's voices in a similar manner and carries them through the same six-fold exercise. The teacher, in this exercise, watches his pupils—*first*, to ensure the holding of their books easily, not cramping the chest, as high as possible (so as just to see their conductor over the top) and without bending the head,—*second*, to secure a uniformly clear, *soft* tone, making a signal to anyone whose voice is so prominent as to stand out from the rest,—and *third*, to maintain the perfect *tuning into each other* of all the parts of the chord. The distinct entry of each "part" is meant to assist the perception of "just" or exactly true intonation. See Fetis, page 9. It is not every class that has the thoughtfulness and courage to take this exercise at the beginning of the second step, but it should be attempted. The division of voices is a severe test of independence, and therefore useful. Some singers will never be independent till you compel them to try. For some time the accord of the voices will be very rough and imperfect, but soft singing and listening will amend the fault.

Ex. 56. KEYS F and G.

[Silent pulse, see p. 18.]

1st.	:	:	s :—	m :—	s :—	— :—	m : s	s :—
2nd.	:	m :—	m : m	d :—	:	m :—	s : s	m :—
3rd.	d :—	— :—	d : d	d :—	:	:	d : s	d :—

TUNE.

Mental Effects.—It is of small importance *what* names the pupil gives to the mental effect of the different tones, but it is all-important that he himself (not his teacher, nor his class-mates) should give those names, or if he cannot find a name, that he should at least form for himself a *distinct* idea of each mental effect. Let him listen carefully, therefore, while his teacher sings to the class such “exercises for ascertaining the mental effect” as those below. (a) The teacher first sings the exercise to consecutive figures, telling his pupils that he is about to introduce a new tone (that is, one *not* d m or s) and asking them to tell him on which figure it falls. (b) When they have distinguished the new tone, he sings the exercise again—laa-ing it—and asks them to tell him how that tone “makes them feel.” Those who can *describe* the feeling hold up their hands, and the teacher asks one for the

description. But others, who are not satisfied with words, may also perceive and feel. The teacher can tell by their eyes whether they have done so. He multiplies examples (like those in “Studies,” &c., which he may point on the modulator) until *all* the class have their attention fully awakened to the effect of the new tone. (c) This done he tells his pupils the Sol-fa name and the manual sign for the new tone, and guides them by the signs to Sol-fa the exercise, and themselves produce the proper effect. The signs are better, in this case, than the modulator or the notation, because with them the teacher can best *command the attention* of every eye, and ear, and voice, and at the first introduction of a tone, attention should be acute.

The manual sign for *ray* is the upturned hand, open, and shewing the palm; that for *te* is the upturned hand, pointing with the forefinger.

Ex. 57. KEY B \flat . Effect of *Ray*, high in pitch.

d : s ₁ m : d r :— d :—
--

Ex. 58. KEY B \flat . Ditto.

: s ₁ d :— : m r :— : s ₁ d :—
--

Ex. 59. KEY F. Effect of *Ray*, low in pitch.

: s ₁ d : m : d r :— : m d :—
--

Ex. 60. KEY D. Ditto.

d : s m : d r :— m :—

Ex. 61. KEY D. Effect of *Te*, high in pitch.

d : m s : t t :— d' :—

Ex. 62. KEY D. Ditto.

d : m s : t t : s d' :—

Ex. 63. KEY F. Effect of *Te*, low in pitch.

d : s m : t ₁ t ₁ :— d :—

Ex. 64. KEY F. Ditto.

: s ₁ d : m s :— t ₁ :— d

Collective Reading.—The following exercises 65 to 70 (including leaps of r and t without any new difficulties of time) will now be taught, in the same manner and with the same processes as Ex. 48 to 53. with this addition, that after the tune has been *Laad* correctly and easily, *the words* will be studied. The Teacher reads the portion of words from *one breathing place to another*, giving clear vowels and sharp consonants, the pupils imitate collectively. Vowels are ways of emitting the breath; conso-

nants ways of interrupting it. Both require *definite* positions and movements of the lip and tongue. Many uneducated persons are lazy in their use of both organs. The object of the teacher will be to shew *by pattern* that marked and clear utterance which is the beauty of speech. Musical tones cannot be prolonged on consonants; the vowels are therefore the more important to the singer. The elocutionary studies of “accent,” and “inflection,” need not occupy the time of the class, because there

is no inflection in a musical tone, and the music necessarily decides the accent. A simple monotonous delivery of vowels and consonants will therefore be sufficient for the teacher's present purpose. The pupils will enjoy this exercise in proportion as their teacher criticises their pronunciation with care. A closer study of the subject will follow in the fourth step.

Breathing Places have, thus far been chosen to suit the natural division of a line of music into "phrases." But the sense of the words is more important than the marked distinction of phrases. It therefore over-rules all. Let the pupil notice that in Ex. 65, we take breath before each cry of "fire." This is a case of "breathing for emphasis," and illustrates an important rule for taking breath. In Ex. 67 let him notice that the musical phrasing would place the breathing place between "I" and "love," but the poetic phrasing does not allow us to disconnect any parts of a word or any two closely related words. "Morning bells I" would not sound well, therefore the division "Morning bells" † "I love to hear." This is a case of "breathing for sense." In Ex. 69, the musical phrases of the first line naturally divide between *m* and *r*, each being two measures in length. This breathing place is quite suitable for the first and third verses, but it would cut a word in two if it were used for the second or the fourth. In the third line the musical division suits the first and second verses, but if adopted for the third and fourth verses would make the nonsense "Shall foster and" † "mature the grain," and "The angel reap" † "ers shall descend." The practice of dividing the "announcements" for Collective Reading at the breathing places, is of great use in calling attention to this important

subject. In every exercise of this step there should be with the collective reading a discussion on the correctness or doubtfulness of the breathing places here marked,—but the teacher will decide for the whole class, so that the breathing may be with one consent. A delightful effect of unity and clear expression is produced by this unanimity of breathing.

Rounds.—Ex. 65, is a Round for four "parts." The first "part" commences the Round alone, and goes on steadily repeating it until stopped. When the first "part" is going to strike the note under the asterisk (*) the second "part" strikes the first note of the Round, and so on. The third "part" follows the second, as the second imitated the first. A clap or some other signal of the teacher's hand tells you when to stop a Round. It should first be learnt from the modulator by the whole class as one part, and should not be sung as a "round" till the third step, unless the class has been very well practised in *maintaining* the rate of movement. When the whole class can sol-fa it "by heart," watching the teacher's beat and keeping most exact time with the stroke of his hand,—let the class be divided into four parts, and each part tested in the power to sing separately. Even when this is fairly done, the parts will still find it difficult to "hold their own," as soon as the other parts enter. The difficulty of maintaining the rate of movement is very much increased when the Round is in three-pulse measure or contains divided pulses. It is this difficulty which makes the Round so valuable an exercise in time keeping.

Da Capo pronounced *Daa Caapoa* [oa as in *coal*] and abbreviated *D.C.* means "return to the beginning."

Ex. 65. KEY G. A round for four parts.

†	†	†	†	†	†	†	†
s ₁ : s ₁	d : d	s ₁ : s ₁	d : d	r [*] : —	m : —	r ^{>} : —	m : —
Scot-land's	burn - ing,	Scot-land's	burn - ing,	Look	out,	Look	out,
†	†	†	†	†	†	†	D.C.
s ^{>} : —	s ^{>} : —	s ^{>} : —	s ^{>} : —	t ₁ : r	d : d	t ₁ : r	d : d
Fire!	Fire!	Fire!	Fire!	Pour on	wa - ter,	pour on	wa - ter.

Ex. 66. KEY D. A round for four parts.

†	*	†	†	†	†	†	D.C.
d : r	m : d	m : s	s : —	d' . d' : t . t	d' . s : m . d	s : s	d : —
Sing it	o - ver	with your	might,	Never leave it,	Never leave it	'till 'tis	right.
<i>St. Co. (New.)</i>							

m' r' d' t . s . n r d t . s

Ex. 67. KEY C. A round for four parts.

								D.C.				
d : s		s : s		m* : s		d' : -		d' : r'	m'.d':d'†	s : t	d' : -	
Morn-ing		bells I		love to		hear,		Ring-ing		merri-ly,		loud and clear.

"GONE IS THE HOUR OF SONG."

Ex. 68. KEY E.

Round for four parts.

J. C.

d' : d'.d'	t : t	d' : -	- : -	s* : s.s	s : s	s : s	m : -	}
Gone is the	hour of	song,		Now let us	say to	all,	good night.	

D.C.

m : m.m	r : r	m : m	d : -	d : d.d	s ₁ : s ₁	d : -	- : -	
Sweetsleep & plea - sant	dreams, Good	night,		Once more to	all,	good	night!	

"SOW IN THE MORN THY SEED."

A. I. G.

Ex. 69. KEY G.

Words by James Montgomery.

d	m : m	m : r	d : -	- : t ₁	r : m	r : d	t ₁ : -	- : s ₁
1. Sow	in the	morn † thy	seed,	At	eve † hold	not thy	hand;	To
2. The	good † the	fruit - ful	ground,	Ex -	pect not †	here nor	there;	O'er
d	d : d	s ₁ : s ₁	m ₁ : -	- : s ₁	t ₁ : d	s ₁ : m ₁	s ₁ : -	- : s ₁
3. Thou	canst not	toil † in	vain:	Cold,	heat, † and	moist and	dry,	Shall
4. These,	when the	glo - rious	end,—	The	day of	God † is	come,	The

d : d	t ₁ : d	r : m	r : s	s : m	r : r	d : -	-	
doubt and	fear † give	thou no	heed, Broad	-cast it †	o'er the	land.		
hill and	dale, † by	plots, 'tis	found Go	forth, then, †	ev - 'ry -	where.		
m ₁ : m ₁	s ₁ : m ₁	s ₁ : d	t ₁ : s ₁	m : d	d : t ₁	d : -	-	
fos - ter †	and ma -	ture the	grain, For	gar - ners †	in the	sky.		
an - gel	reap - ers †	shall de -	scend, And	heav'n cry †	"Har-vest	home."		

Ex. 70. KEY B.

"FRET NOT THYSELF."

R. P.

s ₁ : m ₁	s ₁ : s ₁	d : t ₁	d : d	m : r	d : d	d : -	-	t ₁ : -	r
Fret not	thy-	self † tho'	thy	way be	† all	drear - -	-	y,	A
m ₁ : d ₁	m ₁ : m ₁	m ₁ : r ₁	m ₁ : m ₁	d ₁ : r ₁	m ₁ : s ₁	s ₁ : -	-	s ₁ : -	t ₁

m : d	m : r	r : t ₁	r : r	d : m	r : r	r : -	-	d : -	-
bright-er	to -	mor - row	† is	dawn - ing	† to	cheer		thee.	
d : d	d : d	t ₁ : t ₁	t ₁ : t ₁	d : s ₁	s ₁ : s ₁	s ₁ : -	-	d : -	-

Cease thy complaining—† thy thoughtless † repining.
 The clouds may be black, † but the sun is still † shining.
 Though thou art hemm'd in † by mountains † of sorrow,
 Stand still—† a broad path † may be open'd † to-morrow.

TIME.

The **Medium Accent**.—Pupils will easily be brought by examples and illustrations to notice that in addition to the strong and weak accent, there is also a medium accent to many tunes. The introduction of the medium accent makes two two-pulse measures into a four-pulse measure, and two three-pulse measures into a six-pulse measure. This mark | is used for the medium accent.

It will be noticed that several of the exercises already sung, require (when not sung slowly) this medium accent, in place of every alternate strong

NOTE.—When the pupil has learnt to hold his tones to their full length, and where nearly all the pulses are undivided, it will be sufficient to call a pulse TAA, omitting the *ai*.

A primary four-pulse measure.

	1	:	1	:	1	:	1	
TAA		TAA		TAA		TAA		

A secondary form.

:	1		:	1		:	1	
TAA		TAA		TAA		TAA		

Six-pulse Measure.—When the accents of a tune are arranged in the order **strong, weak, weak, MEDIUM, weak, weak** (as in the words "*spirituality*,"

A primary six-pulse measure.

	1	:	1	:	1	:	1	:	1	
TAA		TAA		TAA		TAA		TAA		TAA

A secondary form.

:	1		:	1		:	1	:	1	
TAA		TAA		TAA		TAA		TAA		TAA

Silent Pulse.—It is more difficult for pupils to appreciate time in silences than in sounds. Therefore the silent pulse was not introduced in the first step. The name for a silent pulse is *SAA*. In taatai-ing, after the first time of going through an exercise, or as soon as the rhythm is perfectly learnt, the silence-syllables should be less and less heard. M. Paris uses only the one word "Hush" for all the silences. In dictation, as well as for the purpose of first marking and measuring them distinctly to the mind, we find the advantage of a separate name for each silence corresponding with

St. Co. (New.)

accent. Let the pupils try Ex. 65 and 69, singing them quickly and lightly. They will soon perceive the natural necessity for a medium accent. The teacher, however, must not expect too great a nicety of distinction at first. The finer points, both of time and tune, require much practice.

Four-pulse Measure.—When the accents of a tune are arranged in the order **strong, weak, MEDIUM, weak** (as in the words "*momentary*," "*planetary*"), and so on, it is said to be in the four-pulse measure. The pupils will taatai on one tone, as below, while the teacher beats, first slowly, then quickly.

Another form.

:	1		:	1		:	1	
TAA		TAA		TAA		TAA		

Another form.

:	1	:	1		:	1	:	1	
TAA		TAA		TAA		TAA		TAA	

"*immortality*"), and so on, it is said to be in six-pulse measure. The pupils will taatai on one tone, as below, while the teacher beats slowly.

Another form.

:	1		:	1	:	1	:	1	:	1	
TAA		TAA		TAA		TAA		TAA		TAA	

Another form.

:	1	:	1		:	1	:	1	:	1	
TAA		TAA		TAA		TAA		TAA		TAA	

the names we use for sound. Silences are denoted in the Tonic Sol-fa notation, by the simple absence of any name for sound. Even if an accent mark is placed at the end of a line, a silent pulse is supposed to follow it.

Pulse and a half Tones are very common and easily learnt. They are named and written as below.

Quarter Pulse Tones are more easily learnt when the pulse is divided into four distinct quarters than when it is divided into a half and two quarters—two quarters and a half—or a three-quarter tone

and a quarter tone. Therefore the "four quarters" are introduced in this early step. They are thus named, *tafatefe* [*a* is the *short* vowel for *aa*, and *e* is the short vowel for *ai*.] Thus the vowels still divide the pulse as before. If the time-names are to become aids to the memory, we must again repeat that even in *speaking* both teachers and pupils should *form the careful habit* of uttering them in their proper time. Thus, TAA should be as long as TAATAI, and "tafatefe" should occupy no more time than either;

neither TAA nor TAI should have longer utterance one than the other; and *tafatefe* should form four exactly equal lengths. In the Tonic Sol-fa notation a comma divides a half pulse into quarters.

Let the Exercises 71 to 75 be (*a*) taught by pattern and repeated, see page 7. The exercise may be divided into two patterns if necessary. It should be sung at at least two distinct rates. (*b*) Alternated, see p. 7. (*c*) Laad, see p. 8. (*d*) Taataid in tune, see p. 10.

Ex. 71.

{ 1 : 1 : 1 : l . l 1 : l	
TAA SAA TAA SAA TAA TAATAI TAA TAA	
KEY G. d : d : d : d . r m : d	KEY A. s ₁ : t ₁ : d : s ₁ , t ₁ d : r
KEY F. s : s : s : m . r d : m	KEY F. s : r : r : t ₁ , d r : m
KEY A. d : r : m : t ₁ , r d : s ₁	KEY F. m : s : m : r . t ₁ r : d

Ex. 72.

{ 1 : l : l . l 1 : - . l 1 . l : l	
TAA TAA SAA TAATAI TAA -AATAI TAATAI TAA	
KEY G. d : s ₁ : d . r m : - d t ₁ , d : r	KEY B. d : t ₁ : r . d s ₁ : - d m . r : d
KEY F. m : d : r . d s : - m r . d : t ₁	KEY F. m : r : d . m s : - t ₁ r . d : d
KEY G. r : s : r . t ₁ , s ₁ : - t ₁ d . r : m	KEY F. m : d : s . m m : - r m . s : s

Ex. 73.

{ 1 : - . l : l . l 1 . l : l : 1 . l : l : l	
TAA -AATAI TAATAI TAATAI TAA SAA TAATAI TAA TAA	
KEY G. d : - t ₁ : d . r m . r : d : m . r : d : s ₁	KEY A. d : - s : m . d s ₁ , t ₁ : r : s ₁ , t ₁ : r : t ₁
KEY F. d : - r : m . s t ₁ , r : d : t ₁ , r : d : s ₁	KEY A. m : - d : t ₁ , d m . r : m : d . t ₁ : d : s ₁
KEY A. m : - r : d . t ₁ r . d : d : r . d : t ₁ : d	KEY G. s ₁ : - t ₁ : r . t ₁ d . m : m : m . s : s : m

St. Co. (New.)

Ex. 74.

$\left\{ \begin{array}{l} 1 : 1 \\ \text{TAA} \quad \text{TAA} \end{array} \right.$	$\left\{ \begin{array}{l} 1 . 1 : 1 \\ \text{TAATAI} \quad \text{TAA} \end{array} \right.$	$\left\{ \begin{array}{l} 1 . 1 : 1 . 1 \\ \text{TAATAI} \quad \text{TAATAI} \end{array} \right.$	$\left\{ \begin{array}{l} 1 . 1 : 1 \\ \text{TAATAI} \quad \text{TAA} \end{array} \right.$
$\left\{ \begin{array}{l} 1, 1, 1, 1 : 1 . 1 \\ \text{tafatefe} \quad \text{TAATAI} \end{array} \right.$	$\left\{ \begin{array}{l} 1, 1, 1, 1 : 1 . 1 \\ \text{tafatefe} \quad \text{TAATAI} \end{array} \right.$	$\left\{ \begin{array}{l} 1, 1, 1, 1 : 1 . 1 \\ \text{tafatefe} \quad \text{TAATAI} \end{array} \right.$	$\left\{ \begin{array}{l} 1 . 1 : 1 \\ \text{TAATAI} \quad \text{TAA} \end{array} \right.$
KEY G.			
$\left\{ \begin{array}{l} s_1 : s_1 \\ s_1, s_1, s_1, s_1 : s_1 \end{array} \right.$	$\left\{ \begin{array}{l} s_1 . m : d \\ s_1, t_1, t_1, t_1 : t_1 \end{array} \right.$	$\left\{ \begin{array}{l} s_1 . m : d . s_1 \\ d, d . d, d : d \end{array} \right.$	$\left\{ \begin{array}{l} s_1 . m : d \\ r . t_1 : s_1 \end{array} \right.$
KEY G.			
$\left\{ \begin{array}{l} s : s \\ s, s . s, s : s \end{array} \right.$	$\left\{ \begin{array}{l} s . m : d \\ m, m . m, m : m \end{array} \right.$	$\left\{ \begin{array}{l} s . m : d . m \\ r, r . r, r : r \end{array} \right.$	$\left\{ \begin{array}{l} s . m : d \\ d . m : s \end{array} \right.$

Ex. 75.

$\left\{ \begin{array}{l} 1 : 1 . 1 \\ \text{TAA} \quad \text{TAATAI} \end{array} \right.$	$\left\{ \begin{array}{l} 1 : 1 \\ \text{TAA} \quad \text{TAA} \end{array} \right.$	$\left\{ \begin{array}{l} 1 . 1 : 1 . 1 \\ \text{TAATAI} \quad \text{TAATAI} \end{array} \right.$	$\left\{ \begin{array}{l} 1 : 1 \\ \text{TAA} \quad \text{TAA} \end{array} \right.$
$\left\{ \begin{array}{l} 1 : 1, 1, 1, 1 \\ \text{TAA} \quad \text{tafatefe} \end{array} \right.$	$\left\{ \begin{array}{l} 1 . 1 : 1 \\ \text{TAATAI} \quad \text{TAA} \end{array} \right.$	$\left\{ \begin{array}{l} 1, 1, 1, 1 : 1, 1, 1, 1 \\ \text{tafatefe} \quad \text{tafatefe} \end{array} \right.$	$\left\{ \begin{array}{l} 1 . 1 : 1 \\ \text{TAATAI} \quad \text{TAA} \end{array} \right.$
KEY G.			
$\left\{ \begin{array}{l} d : m . d \\ d : m, r, d, r \end{array} \right.$	$\left\{ \begin{array}{l} r . t_1 : r . t_1 \\ m : d : d \end{array} \right.$	$\left\{ \begin{array}{l} r, d, t_1, d : r, d, t_1, d \\ r . t_1 : s_1 \end{array} \right.$	$\left\{ \begin{array}{l} d : m : m \\ t_1, d, r, t_1 : d, r, m, d \end{array} \right.$
KEY E.			
$\left\{ \begin{array}{l} d : t_1 . r \\ d : m \end{array} \right.$	$\left\{ \begin{array}{l} t_1, r : d \\ m : r \end{array} \right.$	$\left\{ \begin{array}{l} r : s \\ d : s \end{array} \right.$	$\left\{ \begin{array}{l} d : m : m \\ t_1, d, r, t_1 : d, r, m, d \end{array} \right.$

TUNE.

The Two Principal Chords.—As the tones d m and s , sung together form a chord, so do the tones s t and r . The first we call the chord of *Doh*, the second the chord of *Soh*. We always write chord-names in capital letters, D, S. These two chords considered separately and in themselves, are exactly alike. Their tones are precisely at the same distances of pitch one from the other, and if the chord S, or the successive tones s t r were heard without the sound of any previous chord of D, or succession of d m s , they would produce precisely the same effect upon the mind. But as soon as we place two such chords at a certain interval one from the other we establish a new set of relations, and so enrich the mental effect. It is no longer *one* chord and its

interval relations which the ear perceives, but *two* chords and their relations to each other,—so strong and rapid is the power of mental association. That chord, in a tune, which is the *first* to occupy the ear, rules the chords which follow. Thus in Exercises 57 to 64 we were careful to “establish the key” by making d m s heard before we could make the mental effects of t and r felt. This relation between D and S, that is between any chord and that other which starts from its own highest tone, is a peculiar and very important one. It is called the relation between Tonic (D) and Dominant (S). It is the chief element in key-relationship. These two chords alone are sufficient to make music. Many a single page of brilliant classic music consists of the chords D and S.

Thirds, Sixths, and Tenths.—Most classes and all self-teaching pupils will be glad to study the harmony (or the sounding together of tones) as they sing, and they will sing the better for doing so. Intervals or distances between tones, are generally counted step-wise on the scale—always including the two extremes. Thus the distances between *d* and *r* or *m* and *f* are called a second, those between *d* and *m* or *r* and *f* are called a third, and so on. By counting, in this way, on the modulator, it will be seen that from *d* to the *m* next above is a *third*,—from *d* to the *m* next below (*m*₁) is an *inverted third*, or a *sixth*,—and from *d* to the higher octave of its *m* above (*m*¹) is a *tenth*. So also from *l*₁ to *d* is a third (a *minor* or lesser third) from *l* to *d* is a sixth, and from *l*₁ to *d*¹ is a tenth. What are the intervals between *m* and *s*?—*m* and *s*₁?—*m* and *s*¹? These intervals (which are the third in various positions) form the *sweetness* of all harmony, and are therefore, abundantly used. In Exercise 69 find twelve thirds and six sixths. In Exercise 80 find a sixth followed by a tenth.

Octaves and Unisons.—Exercise 69 has its first tone and its last, in both parts, *the same*, that is *in identical unison*. At the beginning of the last line of words it has an octave between the parts. These unisons and octaves do not give the true feeling of harmony,—that is, separateness with agreement, and they are seldom used on a strong pulse where they would be much noticed, but they are useful in the flow of the harmony—allowing the parts to pass through them to something sweeter or stronger, or bringing them to a close on the key tone. Two such intervals, one following the other, would make the harmony disappear. Therefore, such a succession is, as the pupil will notice, carefully avoided. In speaking of unison above, we have referred to *absolute unison*, but the word unison is also commonly used to indicate the singing of the same tones, by male and female voices, an octave apart, as in our “Vocal Klang Exercises.”

Fifths and Fourths.—In Exercise 69 there are two fifths (*s*, to *r* in both cases) and in Exercise 70 there is a fourth *s*, to *d*. The two tones of a fifth agree with one another more *perfectly* than those of any other interval except the octave, but they have not the sweetness of the thirds. Their agreement is somewhat hard and cold, though strong and sure. They are, therefore, not very much used in two-

part harmony, and *two* of them in succession are the dread of all composers. Fourths are the *inversions* of fifths (as sixths are of thirds) but are very much less acceptable to the ear. They have neither the *perfect* agreement of the fifths, nor the *sweet* agreement of the thirds, and are much avoided in two-part harmony; even bald unisons and octaves being preferred to them. Where used they are found on a weak (and therefore, less observed) pulse or on a strong pulse in places where they suggest to the mind certain familiar habits of chords to be hereafter explained.

Discords.—Octaves, fifths, fourths, and thirds are *concord*s. Seconds, as *f* against *s*, or *d* against *r*, whether close together or separated by octaves (that is, whether seconds, or sevenths, or ninths) are *discord*s. They sound harshly together. But a Discord may be so sweetly introduced, and so pleasantly brought to a close, and the “part” which contains it may move so smoothly that it is made agreeable. This is because the ear naturally notices the *motion* of the two melodies as well as the actual consonance or dissonance of the moment. Thus, in Exercise 69, we have, on the fifth pulse counting from the last, or the fifth-last pulse, *d* dissonating against *r*, but it is so “prepared” by its own previous “sweet” consonance with *m*, and so smoothly “resolved” by going down step-wise to *t*, and there satisfying the ear with another sweet consonance, that it cannot be called unpleasant. It is only unpleasant when singers are afraid of it, and so put themselves out of tune. Hence the advantage of *knowing* what you sing. Find a similar discord at the close of Exercise 78. A note undergoes preparation when it is heard in a previous chord as a consonance; it undergoes resolution when (being a discord) it moves down one step.

Passing Tones.—As we have observed that the weak pulse is less noticed by the ear than the strong pulse, so is the second or weak *part* of a pulse less noticed than the first part. Therefore, things may be allowed there which the ear objects to elsewhere. Thus in Exercise 79, second score, third measure, second pulse, we find an apology for the dissonant *r*, because it is on the weak part of a pulse, and because it moves *smoothly* step-wise from one tone of the scale to the next. Find other examples of the same “part-pulse passing tone” in the same Exercise 79.

Ex. 76.—Name, pulse by pulse, the harmonic intervals of Exercises 69, 70, 77, 78, 79, and 80.

Let the Exercises which follow, be taught with the same process of Pattern from the Modulator, first one part and then the other—taatai-ing in tune every difficult rhythm—Sol-faa-ing from the book—laa-ing from the book—collective reading of words

—study of breathing places—and singing to words, as before. Before each exercise, when the key-tone is pitched, let the pupils sol-faa by the manual signs the two chords, thus— $d\ m\ s, s\ t\ r^1\ d^1$, or in middle keys $d\ s_1\ m, s_1\ t_1\ r\ d$.

EX. 77. KEY A.

WHEN LANDS ARE GONE.

R. P.

{	s_1		d	:	$-\ d$		m	:	r		m	:	d		r	:	r		m	:	$-\ m$		s	:	r		m	:	r		d	}		
	When		lands		are		gone		†	and		mon		- ey's		spent,		Then		learn		- ing		is		†	most		ex		- ocl		- lent.	}
{	s_1		m_1	:	$-\ m_1$		s_1	:	s_1		d	:	d		t_1	:	t_1		d	:	$-\ d$		t_1	:	t_1		d	:	s_1		m_1	}		

{	:		:			:	r		d	:	$-\ m$		m	:	s		s	:	d		r	:	$-\ r$		m	:	r		d	}	
							and		mon		- ey's		spent,		Then		learn		- ing		is		†	most		ex		- cel		- lent.	}
{	d		t_1	:	$-\ r$		r	:	:		:	m		t_1	:	d		s_1	:	$-\ s_1$		s_1	:	s_1		d					}
	When		lands		are		gone						Then		learn		- ing		is		†	most		ex		- cel		- lent.	}		

2 In youth † the time we thus employ,
Is counted as † the richest joy.

3 When little else † old age can cheer,
These harvests are † most rich and rare.

EX. 78. KEY B \flat . M. 72.

FARMER JOHN.

A. L. C.

{	s_1		d	:	s_1		m_1	:	d_1		s_1	:	s_1		s_1	:	s_1		t_1	:	t_1		d	:	d		t_1	:	$-\$		$-\$	}
	1. A		hale		old		man		†	is		Far		- mer		John,		A		hap		- py		man		is		he;				}
	2. Hard		work		- er,		too,		†	is		Far		- mer		John,		He		la		- bours		ev		- 'ry		day,				}
	3. Con-		tent		- ed		soul		†	is		Far		- mer		John,		Light-		heart		- ed,		gay,		and		free;				}
{	s_1		d	:	s_1		m_1	:	d_1		s_1	:	s_1		s_1	:	s_1		s_1	:	s_1		m_1	:	d_1		s_1	:	$-\$		$-\$	}

{	s_1		d	:	s_1		m_1	:	d_1		s_1	:	s_1		s_1	:	s_1		m	:	m		r	:	r		d	:	$-\$		$-\$:	}
	He		ris		- es,		†	with		the		lark		†	at		morn,		And		sings		right		mer		- ri		- ly.			}	
	And		as		he		ploughs,		†	or		sows		the		seed,		He		sings		his		cheer		- ful		lay.				}	
	In		win		- ter		cold,		†	or		sum		- mer		bright,		He		whis		- tles		mer		- ri		- ly.				}	
{	s_1		d	:	s_1		m_1	:	d_1		s_1	:	s_1		s_1	:	s_1		d_1	:	d		t_1	:	s_1		d	:	$-\$		$-\$:	}

{	s_1, s_1, s_1, s_1		s_1	:	s_1		t_1		r	:	$-\$		s_1, s_1, s_1, s_1		d		m	:	$-\$		s_1	}		
	Tralala		la		la,		la,		la,			Tralala		la,		la,		la,		la,			Tra	}
{	s_1, s_1, s_1, s_1		s_1	:	s_1		t_1	:	$-\$		s_1, s_1, s_1, s_1		m_1		d_1	:	$-\$		s_1	}				

{	m	.	m	:	r	.	r		m, m, m, m	:	r	.	r		d	.	d	:	d	.	t_1		d	}
	la		la		la		la,		†	Tralala		la		la,		Tra		la		la		la	la.	}
{	d_1	.	d	:	t_1	.	t_1		d, d, d, d	:	t_1	.	s_1		m_1	.	m_1	:	r_1	.	r_1		d_1	}

St. Co. (New).

THE DAISY.

Ex. 79. KEY F. M. 76. Words by Fletcher.

A. L. C.

{	s . s : s : m	m . r : r :	d . d : d : m	r . r : r :	}
{	1. Little flow'r with	starry brow,	Slumb'ring in thy	bed of snow;	}
	2. Basking in the	gladsome beam;	Or, be-side some	murmuring stream,	
	m . m : m : d	d . t : t ₁ :	d . d : d : d	s ₁ . s ₁ : t ₁ :	
{	3. Thee no wind nor	storm can tear,	From thy love - ly	mountain lair;	}
	4. Type of truth, and	emblem fair.	Virtue strug - gling	through despair,	

{	s . s : s : m	m . r : r :	d . d : d . r : m . r	d : - :	}
{	Or with light - ly	tinged ray,	Winter gone & storms a-	way.	}
	Gently bow - ing	from thy nest,	Greet the water's sil-ver	breast.	
	m . m : m : d	d . t ₁ : t ₁ :	d . d : d . d : d . t ₁	d : - :	
{	Nor the slee - ty,	sweeping rain,	Root thee from thy native	plain.	}
	Close may sor - rows	hem it round,	Troubles bend it to the	ground;	

{	r . r : r : m	r . d : t ₁ :	d . r : m : s	m . d : r :	}
{	Peeping from thy	couch of green,	With thy mod - est	simple mien,	}
	Or mid fis - sure	of the rock,	Hidden from the	tempest's shock,	
	t ₁ . s ₁ : t ₁ : d	s ₁ . s ₁ : s ₁ :	d . d : d : m	d . d : t ₁ :	
{	Winter's cold, nor	summer's heat,	Blights thee in thy	snug re-treat;	}
	Yet the soul with -	in is calm,	Dreads no an - guish,	fears no harm:	

{	s . s : s : m	m . r : r :	d . d : d . r : m . r	d : - :	}
{	How I love to	see thee lie,	In thy low se - re - ni - ty.		}
	Vie with snow - y	li - ly's bell,—	Queen and fai-ry of the	dell.	
	m . m : m : d	d . t ₁ : t ₁ :	d . d : d . d : d . t ₁	d : - :	
{	Chill'd by snow or	scorch'd by flame,	Thou for ev-er art the	same.	}
	Conscious that its	head may rise,	Planted 'neath congenial	skies.	

COME, GENTLE MAY.

Ex. 80. KEY D. M. 60, twice.

A. L. C.

{	m : - : -	m : r : m	s : - : -	- : - :	d' : - : -	t : r' : t	}
{	1. Come,	gen - tle	May,		Come,	gen - tle	}
	2. Come,	flow' - ry	May,		Come,	flow' - ry	
	3. Come,	love - ly	May,		Come,	love - ly	
	d : - : -	d : t ₁ : d	m : - : -	- : - :	m : - : -	r : t ₁ : r	

{	d' : - : -	- : - :	m : s : s	m : s : s	d' : - : m	s : - : -	}
{	May,		Win-ter, cold win - ter † has	ling - er'd long			}
	May,		Chil-dren are long - ing † for	ver - dant fields,			
	May,		Deck with thy beau - ty † each	wav - ing bough,			
	m : - : -	- : - :	d : t ₁ : t ₁	d : m : m	m : - : d	t ₁ : - : -	

St. Co. (New.)

t	: t	: t	d' : - : s	s : - : m	r : - : -	m : s : s	m : s : s
Now let thy balm - y†	breez - es	play;				Fill all the woods† with the	
Deck'd with thy flow'rs † so	bright and	gay,				Longing for plea-sure † thy	
Bring us the haw - thorn's†	whit - en'd	spray;				Beau-ti - ful May-time, † why	
r : r : r	m : - : m	m : - : d	t ₁ : - : -	d : t ₁ : t ₁	d : m : m		

d' : - : m	s : - : -	m : - : -	m : r : m	s : - : -	- : - : -
birds' sweet song :	Come,	gen - tle	May.		
pres - ence yields;	Come,	flow' - ry	May.		
ling - 'rest thou?	Come,	lov - ly	May.		
m : - : d	t ₁ : - : -	d : - : -	d : t ₁ : d	m : - : -	- : - : -

Beating twice to the measure.—Let Ex. 80 be patiently *taataid*, while the teacher beats every pulse, never pausing and never hurrying. Only thus can the exact lengths of sound and silence be appreciated. But when six-pulse measure moves more quickly than this should do, each pulse is regarded by the ear as a third of a pulse, and the whole measure as a two-pulse measure with ample use of "thirds." In this case the conductor beats only twice in a measure.

Modulator Voluntaries are used at every lesson.

Ear Exercises, like those in "Hints for Ear Exercises," and if possible, ear exercises in which the pupil writes the answer, will also be as constant as the lesson hour. If the teacher finds that the pupils do not discover which is *r* easily, he does not either tell them or let them guess, but he reminds them again of the mental effect of *r*, and illustrates over again the high rousing *r* and the low prayerful *r*, and then again tests them. After the *Sol-fa* prelude, the pupils must be very careful to note to which tone figure one falls. They do not possess a sufficient clue unless they catch the *first note*. The teacher should be very careful to make his own pattern clear. One way in which a teacher keeps all his class at work is to cause all that can answer to hold up their hands, and then to select those whose answers he wishes. Another way is to give the proper answer and ask all who were right to hold up hands.

In *time* ear exercises the teacher 1st *taatai* with accent two plain measures, then continuously *laas* a rhythm of two measures on one tone, which he requires his pupils to write or *taatai*. 2nd, he *sol-faas* a short rhythm, and requires his pupils to *taatai* it *in tune*. Many of the old exercises and some of the "Hints for Ear Exercises" will give him ready materials.

St. Co. (New.)

Dictation.—Notation, and with it, clear perception, will be cultivated by Dictation Exercises. The second part of Ex. 77, second score (or line), fifth measure (always counting the first part of a measure as one) would be dictated thus:—"TAA lower *t*," "-AA-TAI *r*" "TAA *r*" "SAA," "SAA" &c. Ex. 78, third score, first measure, would be dictated thus:—"tafatefe lower *s*₁ *s*₁ *s*₁ *s*₁" "TAATAI lower *s*₁ lower *t*₁" "TAA -AA *r*."

Pointing from Memory and Writing from Memory will still be practised diligently, as recommended at page 12. The teacher who can appoint half an hour before or after the regular class meeting for memory pointing, memory writing, and dictation exercises finds the interest of his class and the accuracy of its knowledge ten folded. At the close of every lesson, one or two of the exercises should be chosen for the memory exercises of the next meeting. The pupil should copy that exercise six or ten times from the book, until he finds by testing himself that he can write it from memory. In the presence of the teacher, even at first, ten minutes is sufficient for writing from memory on clear paper without book. Meantime the teacher may walk about his class to give advice or information. In less than five minutes the quickest have their exercises ready. The teacher glances over them and marks them as suggested at page 12, and the secretary credits the marks in favour of each pupil, in the class book. The teacher can make remarks on the common errors, or shew them on the black board.

Elementary Certificate.—Pupils now begin to make up their list of six tunes for the Elementary Certificate. See Preface.

SUPPLEMENTARY EXERCISES for this step may be found in Wall Sheets.

QUESTIONS FOR WRITTEN OR ORAL EXAMINATION.

DOCTRINE.

1 Is the watchfulness of a Class-teacher sufficient to form in his pupils *habits* of position, &c.? Who must form them?

2 What is the object of the "Chest Exercises?"

3 In the "Vocal Klang Exercises" what are the chief points of the pupil's study?

4 Describe the four steps of this exercise and the reasons for each?

5 What is the special purpose of the "Tuning Exercises," and what are the three points to which the teacher will give attention during these exercises?

6 When the tonic chord is established in the ear, what do you yourself feel to be the mental effect of a high *Ray* when sung somewhat slowly? Describe the effect in your own words, as nearly as you can describe it, but be careful to describe only your own perceptions not those of others.

7 In the same way, describe the effect of a low *Ray*.

8 What mental impression do you receive from a high *Te*?

9 What feeling is produced by a low *Te*?

10 How do you distinguish vowels and consonants?

11 What kind of persons are commonly *lazy* in their use of lip and tongue, and consequently *indefinite* in their vowels and consonants?

12 Why is the clear and marked delivery of *vowels* so important to the singer?

13 In choosing breathing-places, what consideration is more important than that of the natural division of the musical line or section into phrases?

14 Give an example (different from those referred to above) in which "breathing for sense" would contradict the "breathing for phrase."

15 Give an illustration of "breathing for emphasis."

16 Describe the "musical form" called a Round.

17 What is the chief difficulty in singing a Round?

18 Describe the Four-pulse Measure.

19 Describe the Six-pulse Measure.

20 What sign is used for the medium accent?

21 What is the time name for a silent pulse?

22 What is the name for a tone a pulse-and-a-half long?

23 How do we name that quarter of a pulse which occurs at the end of the first half—that, at the end of the second half—that, at the beginning of the first half—that, at the beginning of the second half?

24 How would you dictate the last three measures of Ex. 79.

25 When tones related to one another as *Doh*, *Me*, and *Soh* are, or as *Soh*, *Te*, and *Ray* are, are sung together or in succession, what is such a combination called?

26 When one such chord has been first heard and has pre-occupied the ear,

if another such chord starts from the highest tone of the first what can you say of the relationship between them?

27 Name or write a third,—a sixth,—a tenth.

28 How are sixths related to thirds? How are tenths related to thirds?

29 What is the quality in these intervals which makes them so much used in Harmony.

30 What is the difference between a common unison and an identical unison?

31 Where are octaves and identical unisons useful in two-part harmony?

32 What effect on the harmony would *consecutive* octaves and unisons produce?

33 Name or write two fifths, and two fourths.

34 How are fourths related to fifths?

35 Of fifths, fourths, and thirds, which contain the nearest or most *perfect* agreement of vibrations? Which the *sweetest*?

36 In what case are fifths avoided by composers?

37 Why are they not very much used in two-part harmony?

38 How are fourths regarded in relation to harmony?

39 Name or write four different sorts of Concords.

40 Name or write several Discords.

41 Describe how the Discords you have heard are prepared and resolved.

42 Describe the passing tones you have noticed on the weak part of a pulse.

PRACTICE.

any *Doh* the teacher gives you.

50 Taatai from memory any one of the Exs. 71 to 75, chosen by the examiner.

51 Taatai the upper part of one of the Exs. 77 or 78, chosen by the teacher.

52 Taatai-in-tune the upper part of one of the Exs. 79 or 80, chosen by the examiner.

53 Point on the modulator from memory (sol-fa-ing) any one of the following four Exs. 65, 66, 67, 69, chosen by the examiner.

54 Follow the examiner's pointing in a new "voluntary," containing *Doh*, *Me*, *Soh*, *Te* and *Ray*, but no difficulties of time.

55 Write, from memory, any other of these exercises chosen by the examiner.

56 From any phrase (belonging to this stage) sung to figures, tell your ex-

aminer (or write down) which figure was sung to *Ray*,—to *Ray*¹,—to *Te*,—to *Te*.

57 Having heard the tonic chord, tell your examiner (or write down) which tone of the scale (*Doh*, *Me*, *Soh*, *Te* or *Ray*) was immediately sung to *skaa*. Do this with two different tones.

58 Taatai any Rhythm of at least two measures belonging to this step which the examiner shall *laa* to you. He will first give you the measure and the rate of movement by taatai-ing two plain measures and marking the accents without beating time, but the two measures you have to copy he will simply *laa* on one tone.

59 Taatai-in-tune any Rhythm of at least two measures, belonging to this step, which, after giving the measure and rate as above, the examiner may sol-faa to you.

43 Hold a steady tone without taking breath for ten seconds.

44 Sing *Doh*, *Me*, *Soh*, *Doh*¹, *Doh*², *Soh*, *Me*, *Doh*, in Keys D or C, to the "forward" Italian *Laa*, as softly and as pleasantly as you can.

45 Sol-fa any example you please shewing the Mental Effect of high *Ray*¹,—of low *Ray*,—of high *Te*,—of low *Te*.

46 Sing to words the upper part of any one of the Exs. 65 to 70, chosen by the examiner. Sing correctly as to Time Tune and Pronunciation, without breathiness of tone and with proper breathing places. Marks should be given for each of these four points.

47 Ditto with Ex. 77 to 80.

48 Sing to *Laa* the *Ray* and the *Te*₁ to any *Doh* the teacher gives.

49 Sing to *Laa* the *Ray*¹ and the *Te* to

THIRD STEP.

To execute more difficult Chest, Klang and Tuning Exercises. To recognize the a and b positions, and the various constitutions of Chords,—the resolution of the “Major Dominant,”—and the dissonance d against r in S. To recognize and produce the Fourth and Sixth of the Scale. To observe the relation of speed of movement to mental effect. To recognize the different sorts of voices. To recognize and produce one tone in absolute pitch and one rate of movement. To pitch tunes. To select breathing places. To gain first ideas of Expression. To become conscious of the great break from the thick or first to the thin or second register. To strengthen in men the thin or second register. To recognize and produce half-pulse silences, various divisions of sound produced by combinations of quarter-pulse and syncopations. To study the elements of Chanting. To recognize the partial dissonance t f, and the unprepared dissonance f against s. To recognize the relative motion of two parts.

Ex. 81. CHEST EXERCISE. The same as Ex. 54, except that 15 seconds may now be expected from all instead of ten. If the teacher is not quite sure of being able to count M. 60, he will use at least a string metronome.

Ex. 82. VOCAL KLANG EXERCISE. To be used with Manual Signs and with the same processes as Ex. 55. After exercising in each key, let the teacher test the pitch. There should be no flattening in these chordal exercises.

KEY C, B and D. Vocal Klang Exercise.

{ | d : m : s | d : m : s | s : t : r' | s : t : r' | d' : — : — ||

Ex. 83. TUNING EXERCISE. To be used with the same processes as Ex. 56, taking care to secure a soft tone, each part listening for the others and

learning to enjoy the perfect blending of the voices. Ex. 85 and 86 to be used in the same way, without words.

KEY D. Tuning Exercise for three “equal” voices.

{ | d' : — | s : d' | t : | : | r' : — | s : t | d' : — | — : — ||
 { | m : — | s : m | s : | t : — | — : — | s : r' | m : — | — : — ||
 { | d : — | m : d | s : — | — : — | s : — | t : s | d : — | — : — ||

Positions of Chords.—In connexion with the tuning exercises, a study of the “positions” and “constitutions” of chords will promote thoughtful, and therefore sure singing. Only the more intelligent classes, or the more intelligent members of classes will be expected to pursue this study. When the tones of a chord stand one above the other as closely as possible (as D when it stands in the order d, m, s counting upwards,—or S when it stands in the order s, t, r) they are said to be in their normal position, the lowest tone being called the Root, the middle tone its Third, and the highest its Fifth. In Ex. 56, measures 3 and 8 D is in its “normal” position. In Ex. 83, measure 3, pulses 1 and 2 S is in its normal position. Let the pupils listen to them afresh, and feel their strength. In Ex.

83, measure 3, pulse 4, S has its root in the lowest part, but is not in its normal position. When the root is in the lowest part the chord, even if not in its close normal form, the chord is in the a position. When the third is in the lowest part, the chord is in its b position. See Db in Ex. 85, measure 2, pulse 1, and Sb in Ex. 83, measure 3, pulse 3. Let the pupils listen to them afresh and mark their comparative weakness. When the fifth is in the lowest part, the chord is in its c position. This will be illustrated at the next step. The a position is best and most used. The b position is much used to make the melody of the lowest part smoother or more pleasant. The c position is only used in special cases, to be afterwards noted, but chiefly in the close of a section, as in Ex. 85.

Constitution of Chords.—One or more of the constituent parts of a chord may be omitted or doubled. In Ex. 56, measures 3 and 8 D is complete. *Completeness* we mark (when we wish to mark constitutions) by a figure 1, thus Da1. See Sa1 in Ex. 83, measure 3, pulses 1, 2, and 4. The root (the most important tone of the chord) is often and freely doubled. The trebling of the root (not uncommon in four-part harmony) is marked by 2. In Ex. 56 measure 7, pulse 2, the root is trebled,—indeed, the chord has to be *supposed*. If, however, a third or fifth were added to this trebled root we should call it the chord Sa2. The *third*, the source of sweetness, is rarely omitted. Its omission would be indicated by 3. The third is doubled frequently in Da, Dc, Fa, and Fc; but in D^b and F^b, where the third is already made prominent by being in the lowest part, its doubling (too much sweetness) is avoided (See Minor Chords, page 46) except for the sake of better melody in the parts; and in S the third cannot be doubled, because its t always goes to d' of the next chord, and we should then have the bald effect of two t's going to two d's—consecutive octaves. See page 21. The *doubled* third is marked by 4. It is quite common to omit the fifth. Being so like the root, its presence or absence is less noticed than that of the third. Its omission is marked 5, its *doubling* 6. See Da5 in Ex. 56, measures 4 and 7, and Ex. 83, measures 1 and 4. See Sa5 in Ex. 83, measure 2, and S55 in

measure 3. Omitted roots—omitted foundations—are marked *om*, but we only interpret a chord as having its root omitted when the habits of the ear make it absolutely necessary for us to *think* of the absent root in such a place. See Ex. 83, measure 1.

Progression of S.—Notice that S seldom moves to any other chord than D, its t going to d', its r to m or d, and its s to d or s or more rarely to m. See the close of Ex. 83, and Exs. 85 and 86. Thus these two chords, which are in their own internal structure the same, acknowledge a relationship to one another. S proves itself the clinging dependent on D. But, like other dependents, it is said to dominate—that is to rule the key,—and is called the Dominant. In fact, its clear declaration of allegiance to D decides the key. Wherever, in the region of pitch, two such chords thus cling together *there* is a key. Let the pupils listen afresh to the softly *laid* close of Ex. 83.

The Chord Four Soh.—Notice, at the close of Ex. 86, the dissonance d against r occurring in the chord of S, the third of the chord being omitted to make room for it. It would be counted as a fourth in this chord. We call the chord “Four Soh,” and write it thus 4S. In this case the position is a and the constitution 3.

Ex. 84. Name, pulse by pulse, the chords, with their positions and constitutions, of Ex. 85 and 86. Thus Da5, Sa1, &c.

Ex. 85. KEY C. Tuning Exercise, as above.

{	\hat{d}^1 d^1 : d^1 t : -	{	\hat{t} d^1 : d^1 d^1 : t d^1 : -
	m s : m s : -		s s : m m : r m : -
	d m : d s : -		s m : d s : s d : -

Words to Ex. 85 to be taught at Ex. 110.

'From all that dwell-be | low the skies —
Let the-Cre | a tor's praise a rise —
Let the-Re deem er's | name be sung —
Through every | land by ev' ry tongue —

Words to Ex. 86 to be taught at Ex. 110.

Glory-to thee-my God-this night 'for all-the
blessings | of the light —
Keep-me-O keep-me King-of Kings 'be neath-
thine | own Al might y wings —
For give-me Lord-for thy-dear Son 'the ill-that
I-this | day have done —
'That with-the world-my self-and thee . I
ere-I | sleep at peace may be —

St. Co. (New.)

Ex. 86. KEY G. Tuning Exercise, as above.

{	\hat{m} m : r m : -	{	\hat{m} r : d r : r m : -
	d d : t d : -		d t : d d : t d : -
	d d : s d : -		d s : m s : s d : -

'E ternal are-ty | mer cies Lord —
'E ter nal | truth at tends thy word —
'Thy praise-shall sound 'from | shore to shore —
'Till suns-shall | rise and set no more —

Teach-me-to live-that I-may dread 'the grave-as
little | as my bed —
Teach-me-to die-that so-I may . rise glorious
| at the judg ment day —
'O may-my soul-on thee-re pose 'and with.sweet
sleep-mine | eye lids close —
Sleep-that-may me-more vigorous make 'to
serve-my | God when I a wake —

The Hold (∧) signifies that the note below it may be held as long as the conductor or singer pleases.

Mental Effects of Fah and Lah.—The mental effects of these tones are developed with the same process which was used for t and r, page 15.

The manual sign for *fah* is the hand firmly pointing downwards. The manual sign for *lah* is the hand hanging down from the wrist.

Ex. 87. KEY A. Effect of high *Fah*.

| d . t₁ : d . r | m : d | f : — ||

Ex. 88. KEY A. Effect of high *Fah*.

| d : m | t₁ : s₁ | f : f | m : — ||

Ex. 89. KEY A. Effect of low *Fah*.

| d . t₁ : d . r | m : d | f₁ : — ||

Ex. 90. KEY A. Effect of low *Fah*.

| d : t₁ d | m . r : d | f₁ : f₁ | s₁ : — ||

Ex. 91. KEY G. Effect of low *Lah*.

| d . r : m . t₁ | r : l₁ | d : t₁ | l₁ : — ||

Ex. 92. KEY F. Effect of low *Lah*.

: s₁ | d : m : d | l₁ : — : t₁ | d : — ||

Ex. 93. KEY D. Effect of high *Lah*.

: d | m : s | t : l | l : — | d' ||

Ex. 94. KEY D. Ditto.

| d : m | s : m | l : — | s : — ||

Ex. 95. KEY A. Effect of *Fah* and *Lah*.

| d : s₁ | m : d | l₁ : f | m : — ||

Ex. 96. KEY D. Ditto.

| d : s | m : l | f : s | d : — ||

Speed of movement and mental effect.—Hitherto we have studied the mental effect of tones when sung slowly. Let the pupils sing any exercise containing *lah* and *fah* very slowly indeed, and notice how their mental effects are brought out. Then let them sol-faa the same piece as quickly as they can, keeping the time and observing the change. *Lah* and *fah* are now gay and abandoned

instead of weeping and desolate in their effect, and the other tones undergo a similar modification. Let the pupils try in the same way any other tunes which are deemed most characteristic. They will thus discover for themselves that great speed of movement makes the bold tones (*d m s*) sharper in their effect, though still firm; and makes the emotional tones (*r f l t*) more bright and lively, but leaves them still the emotional tones of the scale. Handel in his songs calls "to arms" chiefly by the use of *d m s*, but he also employs *d m s* with great rapidity of movement to express the abandonment of jolly laughter. *Emotional* laughter, however, he expresses by the rapid use of *r f l*. It is also well known how effectively his songs employ these emotional tones in their slow and more serious moods. Ex. 113 includes good illustrations of *f* and *l* in both aspects. In measure 3, pulse 2, and measure 4, pulse 2 we have the quick *fah* in its lively, abandoned spirit. In measure 5, pulses 1 and 2 we have the slower *fah* in its more solemn effect. In measure 7, pulse 1 we have the quick *lah* in its brilliant emotion. In the second-last measure we have the slower *lah* in its loving, earnest, serious emotion.

The Scale.—We have now studied a key-tone with its six related tones. Seven tones thus related to each other are called a scale. The successive tones of the scale ascending in pitch are, *d r m f s l t d'* descending, *d' t l s f m r d*. The pupil must now practise himself in repeating the names of the notes, in their successive order both in ascending and descending. *d m* and *s* are readily classified as the bold and strong tones of the scale, and *t r f l* as the leaning tones. Of these last *t* and *f* have the strongest leaning or leading tendency, *t* leading upward to *d'*, and *f* downward to *m*. Of the intervals of this scale and its harmonic structure, more at the next step.

d'
t
l
s
f
m
r
d

The Standard Scale of Pitch.—Hitherto the teacher has fixed the pitch of the key-tone. The pupils themselves should now learn to do it in turn. Any conceivable sound can be taken as a key-tone, and the relationships of chord and scale, which we have already studied, will spring out of it. But,—it is found convenient to have one standard scale of pitch tones by which others may be gauged. For this purpose a certain tone called tenor or middle C, which stands high in a man's voice—low in a woman's, and is producible by a

stretched string giving 256 complete vibrations in a second, is fixed upon as the standard, and its scale is called the "standard scale." This is given at the side. The octave of this tone C' (512 vibrations) is usually given in tuning-forks for vocal purposes.

Pitching Tunes.—The pupil strikes the C' tuning-fork, and runs down to the tone he wants. That tone he swells out, and then repeats it to the syllable *doh*. At first it will help the pupil's memory to notice that he has to spell the words "bag" and "fed" in running down this scale, thus:—

| d' : - | t : l | s : f | m : r | d' : - ||
 C' B A G F E D C

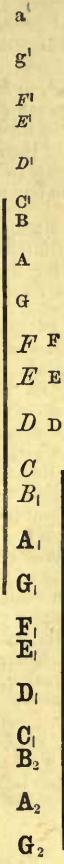
Remembering C'.—It is much more easy to fix on the memory *one* tone in absolute pitch than is commonly thought, and it is a great advantage to be able to do so. *Frequently* the teacher asks his pupils to sound C' (which in a man's voice is really C) and then tests them with the tuning-fork. In this way the power of recollection is soon developed. In estimating the chances of certainty, however, we should always bear in mind that any bodily or mental depression has a tendency to flatten even our recollections.

Classification of Voices.—In the following exercises the parts are not kept within so close a range as before. It will not now be possible to "exchange parts." It is therefore necessary that the teacher should (either himself or by his assistants) examine every voice in his class and divide them into higher and lower voices. The female and children's voices are naturally pitched about an octave higher than the men's. The pitch tone G stands at about the middle of the range of female and children's voices. In examining these voices, the teacher pitches this tone as a key tone and requires the pupil to sol-faa, first upward and then downward from it. If the fuller—more beautiful—and more easily produced tones of the voice lie above G it may be classed as a high voice. If the best tones of the voice lie below G, it may be called a low voice. Cultivation may afterwards make a difference, but this simple mode of classification answers our present purpose. The high voices of women and children are called Soprano (pronounced Soprano); the low voices, Contralto. The G, an octave lower than the last, serves to divide the men's voices in the same way. It is the *quality* of the tones above and below G

or G, not the present reach of the voice, which decides the question. The high voices of men are called Tenor; the low voices, Bass.

The Compass of Voices upward and downward *varies greatly*, and is not a sufficient test of their fitness for the high or low "part" in the music, but it is useful to bear in memory that the *easy* compass of most voices is about an octave and a half. Basses and Contraltos easily compass—one from G₂ to C, the other from G₁ to C'. Tenors and Sopranos *easily* compass—one from C, to F, and the other from C to F'. Voice trainers commonly give the name *Mezzo* (pronounced *Metso*) Soprano to voices which seem to be between Contralto and Soprano, and Baritone to voices which are neither Bass nor Tenor. But the most scientific of them have reached the conclusion that true medium voices are comparatively rare, and that those which seem so are commonly only un-cultivated Tenors or Contraltos,—the high part of a man's voice and the low part of a woman's being the most liable to neglect. The diagram, at the side, shows the common easy compass of voices as given above. The difference of the type in the letters and the double printing of F, E, D is explained under the heading "Registers," p. 32.

Octave Marks.—The pitch of *doh* is always taken from the unmarked octave of the Standard Scale, and this d with the scale above it are without octave marks. But, to save the unnecessary multiplicity of octave marks both in writing and printing, the Tenor and Bass part are always written an octave higher than they really are. In quoting octave marks, as in dictation, it may be useful to distinguish the higher octave marks by naming them before the note, and the lower by naming them after,—thus D² "two-D" — D₂ "D-two" — G³ "three G" C₁ "C-one," &c. It will help the memory to notice that the higher comes first. Thus, we say that the easy Bass compass is, as above, "from G-two to unmarked C," that of the Contralto "from G-one to one-C," that of the Tenor "from C-one to



unmarked F," that of the Soprano "from unmarked C to one-F."

Men's and Women's Voices.—Ask a man to sound the same note as a woman, girl, or boy, or ask them to sing together the air of a tune, and they will sing an octave apart. If you doubt this, get the woman, girl, or boy, after sounding what is commonly called the same note, to sing down the scale an octave; the man then resounds the note he first struck. The ear will then feel that these two sounds last struck are really in unison, and that what commonly goes by the name of unison is really octaves.

Naming of Parts—In the titles of tunes the initial-letters are used to name the parts, thus:—S for *Soprano*, C for *Contralto*, T for *Tenor*, and B for *Bass*.

Breathing Places.—After Ex. 113, the breathing places are no longer marked, but if the markings already given have been carefully studied, the pupils will be able to mark breathing places for themselves. Before the words are read collectively the class should do this under the guidance of the teacher, who will often remind them of the principles laid down, page 16. In addition, it may be noticed that if one wishes to take breath before a strong pulse, the time of the breath must be taken from the end of the previous weak pulse; but that if one wishes to take breath before a weak pulse, the time of it may be taken away from the beginning of the same pulse; that it is not only convenient but necessary to take a good breath before all long sustained tones or long connected passages. In sol-fa-ing or lazing breath should still be taken "for phrasing." This will lead to a study of the musical phrases. The importance of taking breath for clear soft "emphasis" will appear in such Exercises as 97, where the purity of the tone on the first d' will be wonderfully improved by requiring a breath to be taken before it.

Expression is such a use of *loudness* and *softness* in singing as tends to make the music more expressive. Even in the earliest steps, pupils enjoy thus embellishing their music. In the fifth step the subject is more fully treated. Here it is enough to draw attention occasionally to what is indeed the chief part of expression—that which is suggested by the words. In our Tonic Sol-fa books we early adopted the plan of using type-marks for this kind of expression. First, there must be fixed the *medium* or normal degree of force proper to the *general sentiment* of the piece to be sung; then whatever words are printed in the common type are to be sung with that appropriate medium force, whatever words are printed in small CAPITALS are to be sung louder, and whatever words are printed in *italics* are to be sung more *softly*. In writing, a single line is drawn under the words for italics, and a double line for small capitals. These marks of the pen can be easily added by the student to his printed copy. In Ex. 97, the general sentiment of the words is subdued and prayerful; therefore the common type indicates soft singing, but in the last two lines the spirit of earnestness rises to a climax, and demands greater force of voice. The general spirit of Ex. 100 is soft and gentle, but it should begin *very softly*—increasing in force as the phrase *ascends*. Ex. 101 and 102 also open with ascending phrases to be treated in a similar way. Continuous or repeated tones, as in the second line of Ex. 103 and in Ex. 65, suggest the same treatment. Notice that any tunes like Ex. 102 and 103 which require a light and tripping style, require also a *soft* voice. Observe, in all these cases, how useful this distinction of loud and soft is in marking out the musical phrases or in "phrasing."

Ex. 97 to 103 should now be taught in the same manner as before, except that previous to each exercise, the teacher will put the voices in tune by causing his pupils to sing, after his manual signs, for a low key-tone, d m s—f l d'—s t r' d'—and for a middle key-tone d s, m d—f, l, d—s, t, r. d.

SUN OF MY SOUL.

Ex. 97. KEY C.

Mainzer.

	s	s	:s	d' : t	l : l	s : l	f : s	m : d'	t : l	s				
1.Sun	of	my	soul,†	thou	Sa - viour	dear,	It	is	not	night†	if	thou	be	near :
2.When	the	soft	dew	s†	of	kind - ly	sleep	My	wear - ied	eye - lids†	gen - tly	steep,		
:m	m	:m	d	: r	f	: f	m	: d	r	: t, d	: m	r	: d	t,
3.A -	bide	with	met	from	morn	till	eve,	For	with - out	thee†	I	can	- not	live :
4.Come	near	and	ble	us	when	we	wake,	Ere	thro' the	world†	our	way	we	take :

St. Co. (New).

{	: s	s	: s	d ^l	: t	l	: l	s	: s	l	: t	d ^l	: m ^l .r ^l	d ^l	: t	d ^l	
	Oh	may	†	no	earth - born	cloud	a	-	rise,	To	hide	thee	†	from	thy	ser - vant's eyes.	
	Be	my	last	thought,†	—How	sweet	to	rest	For	ev - er	†	on	my	Sav - iour's breast!			
{	: s	f	: f	m	: s	l	: f	m	: m	f	: r	m	: f	s	: - .f	m	
	A -	bide	with	me	†	when	night	is	nigh,	For	with - out	thee	†	I	dare	not	die.
	TILL	IN	THE	O -	CEAN†	OF	THY	LOVE	WE	LOSE	OUR -	SELVES†	IN	HEAV'N	A -	BOVE.	

LABOUR'S STRONG AND MERRY CHILDREN.

Ex. 98. KEY G.

Round for two parts.

{	d	: m	s	: s	l	: s	f	: m	f	: m	r	: d	t ₁	: d	r	:	}
	La -	bour's	strong	†	and	mer -	ry	chil -	dren,	Com -	rades	†	of	the	ris -	ing	sun,
	No	de -	spond -	ing,†	No	re -	pin -	ing!	Lei -	sure	must	†	by	toil	be	bought;	}

D.C.

{	s	: - .s	f	: - .f	m	: - .m	r	: r	d	: s ₁	l ₁	: t ₁	d	: -	-	: -	
	Let	us	sing	†	a	song	to -	ge -	ther,	Now	our	toil	†	is	done.		
	Nev -	er	yet	†	was	good	ac -	com -	plished,	With -	out	hand	†	and	thought.		

ALL THE SPRINGING FLOWERS.

Ex. 99. KEY F. Round for two parts.

{	d	: r	m	: f	f	: -	m	:	*	: f	s	: l	t	: -	{ d ^l :	}
	All	the	spring -	ing	flow -	-	ers,	All	the	fruit -	ful	show	-	ers,		}

D.C.

{	d ^l	: l	s	: f	f	: -	m	: s	l	: f	s	: t ₁	t ₁	: -	d	:	
	All	the	stars	a -	bove,	Are	tell -	ing	God	is	love.						

LULLABY.

Ex. 100. KEY D. Round for two parts.

{	d	: r	: m	.f	s	: -	d ^l	: d ^l	t	: -	l	: l	s	: -	f	: f	m	: m	†	}
	Lulla -	lul -	la -	by,	lul -	la -	by,	lul -	la -	by,	Sweet -	ly	sleep	with						}

{	r	: r	d	:	f	: f	m	: -	l	: l	s	: -	}
	lul -	la -	by,	lul -	la -	by,	lul -	la -	by,				}

D.C.

{	f	: f	m	†	: m	r	: r	d	: -		:		:	
	Sweet -	ly	sleep	with	lul -	la -	by.							

St. Co. (New.)

DOH, RAY, ME.

Ex. 101. KEY G. Round for four parts.

{	d : — — : —		r : — — : —		* m : — — : —		f : — — : —	}
{	<i>Doh,</i>		<i>Ray,</i>		<i>Me,</i>		<i>Fah,</i>	}
{	s : s l : s	†	f : f s : f		m : m f : m		r : r m : r	
{	HOLD YOUR HEAD UP		in sol - faa - ing,		O - pen well		your mouth in laa - ing.	

WHO COMES LAUGHING?

Ex. 102. KEY E \flat . Round for three parts.

{	d : d r : r	†	m : m f : f		s : d' s : m		r : d.r m : —	}
{	<i>Who comes laugh - ing,</i>		<i>laugh - ing,</i>		<i>laugh - ing,</i>		<i>Who comes laugh - ing</i>	<i>here a - main?</i>
{	* m : m f : f	†	s : s : s s : f : m : r		d : s m : d		s ₁ : s ₁ d : —	}
{	<i>We come laugh - ing</i>		<i>Ha, ha, ha, ha, ha, ha, ha, ha,</i>		<i>We come laugh - ing</i>		<i>here a - main,</i>	}
{	s : s : s s : f : m : r	†	d : d : d r : r : r		m : m : m s : s : s		s : f : m : r d : —	
{	<i>Ha, ha, ha, ha, ha, ha, ha, ha,</i>		<i>Ha, ha, ha, ha, ha, ha, ha, ha,</i>		<i>Ha, ha, ha, ha, ha, ha, ha, ha,</i>		<i>Ha, ha, ha, ha, ha.</i>	

GLAD HEARTS AND FREE.

Ex. 103. KEY A. Round for four parts,

{	d : r : t ₁		d : — :		* m : f : r		m : — :	}
{	<i>Glad hearts and</i>		<i>free,</i>		<i>Come sing with</i>		<i>me.</i>	}
{	s : s : s		s : f . m : r . d		s ₁ : s ₁ : s ₁		d : — :	
{	<i>La, la, LA,</i>		<i>La, la, la, la,</i>		<i>Well we</i>		<i>A - GREE.</i>	

Registers.—In the highest part of the compass of men's voices, and in the lowest part of the compass of women's voices, may be noticed a remarkable change in the quality of the tones. The place where this change occurs is called "the great break." It is in all voices between F and G. The break arises from the different way in which the tones are produced in the larynx. Below the break the tones are produced by what we may call the first or thick register of the voice, above the break by the second or thin register. In women's voices there is a yet higher register, beginning with g', which we may call the third or small register. These registers of the voice are indicated on page 29, the "thick" register being shown by large capital letters, the "thin" by ordinary small

capitals, and the "small" by common letters.*

Optional Tones.—Although the lower registers cannot be forced upward, beyond the limits mentioned, without injury to the voice, the higher registers can in all cases be used some way below their proper limit. So much is this the case with the thin register, that the three tones F, E, and D are called optional tones, and the pupil is advised to exercise his voice in order to equalise the quality and power of these three tones, and to use either register interchangeably. In women's voices it is this thick register at the bottom which is commonly found to be uncultivated, and in men's voices it is the thin register at the top which is commonly left untrained.

* Italic capitals shew the *Upper* thick and thin registers.

Recognition of the Lower Thin Register.—It will be seen from the scale, p. 29, that women naturally use this register in the middle of their voices and have no difficulty in recognising it,—that, among men, Basses have little need for it except for solo singing and for any part-music which demands an uncommon compass of voice,—but that Tenors require a careful cultivation of this register and of the “optional tones.” It may also be noticed that Contraltos require a special cultivation of the first or thick register, but that is deferred till the next step. In order to enable men to discover and recognise the thin register, the teacher causes them to take a loud tone for *doh* (say D), which is decidedly within the thick register, and then guides them by his manual signs to sing the chord slowly, thus, *d m s*. If he allows them to sing the *soh* softly, they will instinctively produce it in the thin register. Having once found that register, it will not be difficult for them to continue the same quality of tone in a downward phrase like the following, *s f m r d*. Having got back to the *doh* in the thin register they may then take breath and sing it again in the thick. Of course the pupils can take A_1 or G_1 for their key-tone. They will then have to follow the manual signs thus, *d m s d!*; —*d!* will be delivered softly in the thin register, and the descending passage in the same register would be *d! t l s f m r d*. It is better that *all* the men’s voices should go through this experiment.

Strengthening of the Lower Thin Register.—Exercise—regular exercise—strengthens the tones of this register so as to make them blend easily into the tones of the stronger register. Like all other exercises intended to strengthen the muscles, it must have something of force and violence in it, a marked shock of the glottis (see p. 1), but must not be over-strained. For strengthening the legs a run is better than a walk, but *over-exertion* does more harm than good. Therefore the necessity in the following exercise of using well the *forceful* staccato syllable *koo*. It will be remembered that a new combination of the delicate muscles of the larynx is required for every conceivable sound which it produces and that all these muscles and combinations of muscles have to be exercised. Hence, the necessity of using this exercise in various keys, so as to bring intervening tones into play. Ex. 104 should be first sol-faad with the manual signs; second, sung to *koo* five or more times, much more quickly and forcefully; third, sol-faad again. On sol-faaing the second time the quality of the tone will be found

to be very much improved. But care must be taken not to fatigue the voices. At first five *kooings* will do this, and there must be a rest before the exercise is used in another key. The first and second keys will be quite fatiguing enough at first. The keys are so arranged that without the use of the tuning-fork the teacher can pass from one to another. For example, after exercising in key B, he strikes *ray*, calls it *doh*, strikes the chord and proceeds with the exercise again. After thus using what is called the key of C sharp, he strikes *te*, calls it *doh*, strikes the chord and proceeds with the exercise in key C. In the same way the *ray* of key C will give him key D. This exercise should be used for a very short time, at every future lesson of this step. If the class is a mixed one, women should join in this exercise, which lies in the lower compass of their voices, and is easy to them. They will encourage the men’s voices, and prepare themselves for a blending of the thick and thin registers at the next step.

Ex. 104. To strengthen the Lower Thin Register. To be sung in the highest part of men’s voices, and the lower part of women’s voices.

KEYS B, $C_{\sharp}^{\#}$, C, D.

{ : s | m : f | r : m | d : r | t : — | d ||

TIME.

The **Metronome** (pronounced *metronoam*) is an instrument for regulating the rate of movement in a piece of music. It is a pendulum which can be made to swing at various rates per minute. M. 60 placed at the beginning of a tune in the Tonic Sol-fa notation means “Let the *pulses* of this tune move at the rate of 60 in a minute.” The *stroke* of the metronome is the moment when it passes the lowest point of its arc. In the case of very quick six-pulse measure, the metronome rate is made to correspond not with pulses but with half measures—“beating twice in the measure.”

Sustaining the rate of Movement.—When a tune, as in psalmody, is intended to be sung to several verses, the singers may vary the rate of movement according to the sense of the words, and in simple songs this rate of movement may be occasionally accelerated or retarded to suit the sentiment. But even this power of *varying* the rate of movement with any good effect depends upon a previously gained power of *sustaining* the rate of movement uniformly. Exercises for the cultiva-

tion and testing of this power are frequently introduced. The teacher causes his pupils to taatai on one tone a simple measure, thus, TRAA TAA TAA TAA, repeating it steadily, say six times with the metronome, so as to get into the swing. He then stops the metronome and they continue holding the rhythm steadily for another six measures. Just at the stroke of the first pulse in the next measure he lets his metronome go, and then the class immediately see whether they have sustained the rate. Accomplished musicians say that this power of sustaining a uniform speed is one of the first and most important musical elements. The irregular and ever-varying speed of movement, without any apology, on the ground of Expression, which many organists and preceptors indulge in, is very painful to practised ears.

Remembering M. 60.—It is quite common among Tonic Sol-faists to be able by habit to form a conception in their own minds of the rate of movement given in the title of a tune, without referring to a metronome. This power is gained by first fixing in the mind the rate of M. 60 as a standard of comparison. Then, twice that speed, M. 120, or a speed half as fast again, M. 90, are easily conceived. Even some intermediate rates are recollected with considerable precision. To fix M. 60 in the mind, the teacher frequently asks his pupils to begin *taatai-ing* at what they conceive to be that rate, and then tests them well with his metronome. The recollection of rate of movement is, like the recollection of pitch, affected by temperament of body and mood of mind. But these difficulties can be conquered, so that depression of either kind shall not make us sing too slowly.

The silent half-pulse is indicated by the absence of any note between the dot which divides the pulse in two and the accent mark. It is named *SAA* on the accented and *SAI* on the unaccented part of the pulse. See Exs. 105, 106, 107.

The three-quarter-pulse tone is indicated by a comma placed close after a dot, leaving a quarter to fill up the pulse. It is named as below, *TAAfe*.

Ex. 105. *Slowly,—and quickly.*

1	.1	:	.1	1	.1	:
TAATAI			SAATAI	TAATAI		SAA

KEY F.

m.r :	.d	r.d :	s.f :	m :	.d :	
-------	----	-------	-------	-----	------	--

KEY G.

s.d :	.t,	d.m :	f.r :	t,	s.m :	.d :	
-------	-----	-------	-------	----	-------	------	--

St. Co. (New).

With lighter accent and quicker speed *TAAfe* is the same thing as *TAA-AA-TAI*. And this is the same thing in small as *TAA-AA-AA TAA*. The teacher causes such an exercise as 71 to be sung quickly and lightly.

Two quarters and a half are indicated by the use of the comma and dot, as below, Ex. 106. This pulse-form is called *tafATAI*. It is the same thing in its nature with the larger and more strongly accented time-forms *TAATAI TAA* and *TAA TAA TAA -AA*. The teacher causes such exercises as 72 to be sung rapidly.

A half and two quarters are indicated as below, Ex. 107, and are called *taatefe*. This pulse-form is the same in its nature as *TAA TAATAI* and *TAA-AA TAA TAA*. See Ex. 75

Synco-pation is the anticipation of accent. It requires an accent to be struck before its regularly recurring time—changing a *weak* pulse or weak part of pulse into a *strong* one and the immediately following strong pulse or part of a pulse into a *weak* one. Its effect in time is like that of a discord in tune. It is a contradiction of the usual and expected. Both the discord and the synco-pation should be boldly attacked and firmly held by the voice,—just as one grasps a stinging nettle to master it. Insufficient definitions of synco-pation have led many singers to strike the new accent, indeed, but also to retain the original strong accent on the immediately following pulse. This common misunderstanding entirely destroys the intended effect. In Ex. 108 the first line shews how synco-pations are commonly written, and the second line shews the real alteration of accent which they create and the manner in which they should be sung. Note that it is difficult to “beat the measure” in the ordinary way (see preface) during synco-pations, because they seem to contradict the beating. It is easier to beat simply pulse by pulse.

Exs. 105 to 109 should be taught as above, pp. 7, 8, and 19, especially with “time-laa-ing,” p. 8.

1	.1	:	1	.	1	.1	:	1	.	
TAATAI			TAATAI	TAASAI	TAATAI			TAATAI	TAASAI	

KEY F.

s.m :	.l	s.m :	s.f :	r :	f.m :	.d :	
-------	----	-------	-------	-----	-------	------	--

KEY F.

m.s :	.s	f.l :	f.r :	f :	m.d :	.m :	
-------	----	-------	-------	-----	-------	------	--

Ex. 106. *Slowly,—and quickly.*

l .l ,l : l .l	.l : l	l ,l .l : l .l	l . : l	
TAAtefe	TAATAI	SAATAI	TAA	

this mark ' before a syllable denotes a silence on the first half of a pulse and a convenient breathing place,—that this mark . denotes a silent pulse, and this — the continuation of a sound. In Ex. 85 notice the rhythms to the short recitations TAA TAATAI twice, SAATAI TAA TAA once, and SAATAI TAATAI once, and the rhythms to the longer recitations SAATAI TAATAI TAATAI twice, TAA TAATAI TAA TAA once, and SAATAI TAATAI TAA SAATAI once. Verify each of these rhythms and study the reasons for their differences of rhythmic form. Why will not one form do for all the short recitations, and another for all the long ones? It is important to notice that the pulses of the cadence and of the recitation move at the same rate although it is customary and also natural to put more syllables into each pulse of the recitation than into those of the cadence.

In teaching Chanting the teacher causes his pupils (a) to *taatai* a line by pattern, (b) to recite it by pattern, clearly and distinctly, and (c) to sing it to the chant already learnt by heart.

Ex. 110. Chant the words to Exs. 85 and 86.

New Consonances.—Hitherto we have had for thirds and sixths and fifths and fourths (See p. 21):

m s t r' s r'

AND

d m s t d s

Now, there are added

l d' f d' l m'

f l r AND f m l

The harmony student will find and *mark* cases of each new consonance, and listen to them while the music is sung.

The Partial Dissonance.—The very peculiar interval of the scale f to t with its inversion f to t, is not a discord according to the description at p. 21. But its effect on the ear forbids it to be called a concord. The ear requires rest and sweetness after it, and therefore expects f to go to m and t, to d. We call it the partial dissonance. See and *hear* Ex. 116, l 4, m 1, p 4.—NOTE.—l stands for *line* or *score*, m for *measure*, and p for *pulse*.—Ex. 119, l 1, m 4, p 4. But the effect of the partial dissonance is specially illustrated in the cadences of Ex. 99.

New dissonances.—We have hitherto studied (see p. 21) one dissonance, d against r. It is the *model* of those dissonances which occur on the *strong* pulse and

are regularly "prepared" and "resolved." We now have other dissonances of the same kind. In Ex. 114, in addition to d against r in m 3 and 6, we have s against l in m 4, and f against s in m 2. In Ex. 116, in addition to the ordinary d against r, l 5, m 1, we have the same dissonance with *delayed* resolution l 4, m 1, and m against f with the less common *interrupted* resolution,—the consonance l "interrupting" the resolution of m' upon r', and f against s in l 1, m 2.

f against s.—Although this dissonance is used on the *strong* pulse, and with the same kind of preparation as above, it is far more commonly used on the *weak* pulse and often without any sort of preparation. Its favourite form of melodic preparation, however, is when the f comes down stepwise from s and goes on as it always must to m. See and *listen* to Ex. 97, l 2, m 2, p 1, 2,—Ex. 111, m 7, p 1—where f is unprepared and has an interrupted resolution,—and Ex. 118, m 5, p 2. This dissonance f against s is the *model* of unprepared discords.

Relative Motion of Parts.—Two parts may follow each other upward or downward at the same time. This is called *similar* motion, and is generally sweet and pleasant, as in Ex. 97, m 5, and in Ex. 99, when the first two measures are sung with the second two. Two parts may move upward and downward in opposite directions. This is called *contrary* motion, and is exceedingly gratifying to the ear. See and listen to Ex. 97, pulses 3 to 6 and 9 to 12, and Ex. 99, when the third and fourth measures are sung with the fifth and sixth. In the last case, indeed, the parts cross one another. The crossing of parts is common in Rounds, but not in other compositions. Anything which tends to confuse one part with another is objected to in modern music. *Oblique* motion is that in which one part "stands"—that is, continues the same sound, while the other part moves downwards or upwards. See Ex. 117, m 6, 7, and Ex. 97, beginning of line 2. Very much of the relative motion of parts cannot be described by these simple terms. The ear could not be satisfied with one sort of relative motion only. It requires variety; but that which satisfies longest is the *similar* motion.

Imitation.—The music-student cannot fail to notice that every kind of imitation is agreeable to the ear. It is a great help to the singer to notice such cases. Imitations in the waving of the

melody—or *melodic figure*—such as that simple one in Ex. 70, 12, where the air of the second measure imitates, in figure, that of the first,—or that in Ex. 98, between the two parts at the opening of line 2,—or those in Ex. 101, 12, are easily perceived. The imitations in Ex. 116 are interesting. In the opening, the second part is imitated by the first, for a measure and a half, starting a *fifth* above. In the second line the music of “grief of heart” is replied to, a fifth above, by that of “killing care;” then, the second part repeats “grief of heart” a small step higher and is again replied to by the air a fifth higher. Let the student carefully verify observations like these; it will teach him to see more in a piece of music than most others see. When the imitation is in two or more parts simultaneously, as in Ex. 97, pulses 9, 10, with 11, 12, it is called a harmonic *sequence*. The study of *rhythmic* imitation is very interesting. See in Ex. 113, 12, tafatai tafatai TAA quickly replied to by the same rhythm with contrary motion. See TAA TAATAI TAA in Ex. 116. Find other examples.

“Elementary Rhythms,” containing passages selected from popular songs, and published separately, will now make good home practice and prepare for the elementary certificate.

Laa Voluntaries.—When once the use of the Sol-fa syllables is fixed in the ear and has obtained mnemonic power, it becomes very important to prevent that otherwise useful power satisfying the pupil. The practice of *laa-ing* every tune which has already been *sol-faad* is a step towards liberty, but *laa-ing* the Modulator voluntaries is a step further still towards that ready perception of the mental effects of the tones, *apart from associated syllables*, which is desired. This practice, therefore, of *laa-ing* at first sight from the teacher's pointing should be constantly used.

The Pupil's Pointing on the Modulator while he sol-faas must still be encouraged. Where it is possible for the pupils to point in class—each using a mounted “Home Modulator,” and holding it up, while the teacher passes along the rows behind or stands on a chair or table so as to overlook all—that is the best plan. It makes all work.

The “Standard Additional Exercises” appended to this book, introduce four-part pieces at this step.

The “Standard Mixed-Voice Exercises” and the “Standard Men's Voice Exercises” introduce four-part music in the course of this step.

OH! GIVE THANKS.

Ex. 111. KEY A. Round for four parts.

†				*		†	
{ d : r	{ m : d	{ d r : t	{ d : s	{ m : f	{ s : m	{ m f : r	{ r m : d
{ Oh! give	{ thankstothe	{ God of	{ hea - ven,	{ For his	{ mer - cy en -	{ dur - eth for	{ ev - er. }

							D.C.
{ :	{ :	{ s ₁ : s ₁	{ s ₁ : d	{ :	{ :	{ s : s	{ s : m
{	{	{ Hal - le -	{ lu - jah,	{	{	{ Hal - le -	{ lu - jah.

PEACE, LOVELY PEACE.

Ex. 112. KEY E♭. Round for four parts.

							†
{ d : r	{ .r	{ m : -	{ .r	{ m .m : f	{ .f	{ s :	{ .s
{ Peace,	{ love - ly	{ peace	{ a -	{ gain re -	{ news her	{ youth,	{ Hur -

							D.C.
{ s	{ .d	{ : t	{ .r	{ d	{ .s : s	{ .f	{ m : r
{ rah,	{ hur - rah	{ for	{ veace and	{ lib - er -	{ ty	{ and	{ truth.

St. Co. (New.)

PRAISE YE THE LORD.

A. L. C.

Ex. 113. KEY A.

{	s ₁ : - .s ₁ d	: - .s ₁ m	: r	d	: .s	s, f, m : f, m, r m	: .s	}
	Praise	the Lord	† with	cheer - ful	voice,	† Re-	joyce,	
{	m ₁ : - .m ₁ m ₁	: - .s ₁	d	: s ₁	m ₁	:	.t ₁ d	: † re-
								Re-joyce,

{	s, f, m : f, m, r m	:	f	: - .f m	: - .m	r	: f	}
	joyce,	:	.t ₁ d	: .s ₁	l ₁ , t ₁ , d : t ₁ , d, r d	: .s ₁	l ₁ , t ₁ , d : t ₁ , d, r	
							re - joyce,	re - joyce,

{	m	: .s	l, s, f : m	.s	f, m, r : d	.m	r	: - .r d	:	}
	voice,	re-	joyce,	-	-	-	-	re - joyce.		
{	d	:	l ₁ .t ₁ : d	.s ₁	l ₁ .t ₁ : d	.s ₁	f ₁	: - .f ₁ m ₁	:	
								Praise	the Lord,	re - joyce,

{	t ₁ : - .d r .d : t ₁ .d	r	: m	f	: -	m	: - .f s	: d	}
	1. In	his tem - ple	† joy - ful	raise	To	our God	† the		
{	r ₁ : - .m ₁ f ₁ .m ₁ : r ₁ .m ₁	f ₁ : s ₁	l ₁	: -	s ₁	: - .f ₁ m ₁	: m ₁		
	2. Now	his migh - ty	acts † re - cord,	Sing	the great - ness				
{	3. Now	to praise † the	name di - vine,	Ev	- 'ry liv - ing				

{	r .m : r .d t ₁ : -	s ₁ : - .s ₁ d	: - .s ₁	m	: r	d	: -	}
	song of praise,	While the fir - ma - ment † on high,		m ₁ : - .m ₁ m ₁	: - .s ₁	d	: s ₁ m ₁ : -	
{	f ₁ .s ₁ : f ₁ .m ₁ r ₁ : -	Trum - pet, harp,	† and	psal - t'ry	bring,			
	† of our Lord,	Bring your sweet - est,	† no - blest	song,				
{	† crea - ture	join,						

{	s : - .f m .r : m .f	m	r	d	: .r	m, r, d : r, d, t ₁ d .r : m .s	}
	Sing	his pow'r † and	ma - jes - ty.	† Re-	joyce,	- - - † re-	
{	m : - .r d .t ₁ : d .l ₁	s ₁ : f ₁	m ₁	:	.s ₁ d	: - .m	
	Sound	his praise † with	tune - ful	string.	Re-joyce,		
{	Swell	the chor - rust	† loud and	long,			

{	s, f, m : f, m, r m .f : s	l	: - .l	s	: - .d	t ₁ : r	d	: -	}
	joyce,	Praise	the Lord	† with	cheer - ful	voice.			
{	m, r, d : r, d, t ₁ d .r : m	f	: - .f ₁ m ₁	: - .m ₁	s ₁	: - .f ₁ m ₁	:	-	

St. Co. (New.)

AMEN.

Ex. 114. KEY C.

Mainzer.

: s	: d'	- : t	l : r'	- : d'	- : t	d' : -
d : f	- : m	r : s	- : f	m : l	r : s	d : -
A	A					men,
						d
						men,

s : d'	f : t	m : l	r : s	- . t : l . t	d' :
A . m : - . l	- . r : - . s	- . d : - . f	- . t ₁ : - . m	r . s : f	men.
A					m :
					men.

THE SKYLARK.

Ex. 115. KEY E♭. Words by Hogg. M. 96.

A. L. C.

s : - . l : s	s : - . f : m	m : - . f : s	l : - . s : f	m : r : m
1. Bird of the rep. Em-blem of	wil - der-ness, hap - pi -ness,	Blithe - some and Blest is thy	cum - ber-less, dwell - ing-place—	Sweet be thy Oh! to a -
m : - . f : m	m : - . r : d	d : - . r : m	f : - . m : r	d : t, : d
2. Then, when the rep. Emblem, &c.	gloom - ing comes,	Low in the	hea - ther blooms,	Sweet will thy

s : - . f : m	1st time.	D.C.	2nd time.	d : - :
ma - tin o'er bide in the	r : m : f	m : - :	r : m : r	thee!
m : - . r : d	moor-land and	lea!	de - sert with	d : - :
wel - come and	t, : d : r	d : -	t ₁ : t ₁ : t ₁	thee!
	bed of love	be;	de - sert with	

^p l . t, d' : s . m : s	l . t, d' : s . m : s	d . r, m : r . m, f : m . f, s	f . s, l : s . l, t : d'
La la la la,	la la la la,	La la la	la la la,
f . f : m . d : m	f . f : m . d : m	d . : t ₁ . : d .	r : m . f : m

^{pp} l . t, d' : s . m : s	l . t, d' : s . m : s	d . r, m : f . s, l : s . l, t : d'	: - :
La la la la,	la la la la,	La la la	la
f . f : m . d : m	f . f : m . d : m	d . : r . : m . f	m : - :

St. Co. (New.)

IN SWEET MUSIC.

Ex. 116. KEY C.

Gebhardt.

{	;		:		s	:	l . t		d'	:	d'		d'	:	t . l		s	:	-		l	:	s . f		m	:	}	
	d	:	r . m		f	:	f	:	m . r		m	:	d	:	l	:	s . f		m	:	-		f	:	m . r			d
	In sweet mu - sic is such art, is such art,																											

{	r	:	-		r	:	f		m	:		:	:		t	:	s		r'	:	-	-	:	-	-	:	-	}
	Kill	-	ing	:	care,	:	kill - ing	:	care,	:	-	-	:	-	-	-	-	-	-	-	-	-	-	-	-	-	-	
	t _i	:	-		t _i	:	r	:	d	:	s	:	-	-	-	-	-	-	-	-	-	-	-	-	-	-	-	
	and grief of heart, and grief of																											

{	-	:	-		d'	:	l	:	m'	:	-	-	:	-	-	:	l		r'	:	-	-	:	s		d'	:	-	}
	l	:	-	-	kill - ing	:	care,	:	and grief	:	of heart,	:	-	-	-	-	-	-	-	-	-	-	-	-	-	-	-	-	
	heart,	:	-	-	-	-	-	-	-	-	-	-	-	-	-	-	-	-	-	-	-	-	-	-	-	-	-	-	
	Fall a - sleep, fall a - sleep, fall a -																												

{	-	:	d'		t	:	t	:	d'	:	-	:	:		l	:	-		s	:	f		m	:	-		m	:	-	}
	r	:	m . f		s	:	f	:	heart,	:	-	-	:	-	-	-	-	-	-	-	-	-	-	-	-	-	-	-	-	
	sleep, or hear - ing die, die, Fall a - sleep or																													

{	r	:	-		r	:	-	:	d	:	-	:	:		d	:	-	:	:		d	:	-	:	:		d	:	-	}
	hear	-	ing	:	die.	:	-	-	-	-	-	-	-	-	-	-	-	-	-	-	-	-	-	-	-	-	-	-	-	
	d	:	-		t _i	:	-	:	-	-	-	-	-	-	-	-	-	-	-	-	-	-	-	-	-	-	-	-	-	

HALLELUJAH.

Ex. 117. KEY D.

Mainzer.

{	:	:	d'	:	t	:	-	l	:	s	:	f . m	:	r . l	:	s . f	:	m . d	:	-	-	:	t	:	d'	:	}	
	Hal -	:	le	-	lu -	:	jah,	:	Hal -	:	le	-	lu -	:	jah,	:	A -	-	-	-	-	-	-	-	-	-		-
	A -	:	-	-	-	-	-	-	-	-	-	-	-	-	-	-	-	-	-	-	-	-	-	-	-	-	-	-
	men, Hallelu - jah, Hallelu - jah.																											

HALLELUJAH, AMEN.

Ex. 118. KEY A.

Mainzer.

{	d . s	:	-	f	:	-	m	:	-	r	:	r . d	:	-	t _i	:	d .	:	m	:	r	:	f	:	m	:	s	:	f	:	r	:	d .	:	}
	Halle	-	lu	-	jah,	:	A -	:	men,	:	A -	:	men,	:	Hal -	:	le	-	lu -	:	jah,	:	A -	:	men,	:	A -	:	men,	:	A -	:	men.	:	
	d	:	t _i	:	l _i	:	s _i . s _i	:	l _i	:	s _i . f _i	:	m _i . s _i . d . t _i	:	-	s _i .	-	t _i	:	-	d .	:	-	r	:	-	d .	:	-	-	t _i	:	d .	:	
	men, Hallelu - jah, Hal - le - lu - jah, A - men.																																		

St. Co. (New.)

ART THOU POOR.

Ex. 119. KEY A.

F. L. R.

{	: d . t ₁ d	: - . r m , f : s , d t ₁	: - d	: - r	: - m	: f	m	: -	}
{	Art thou	poor, yet hast	thou golden	slum - bers,		O	sweet con -	tent!	}
{	: m ₁ . f ₁ m ₁	: - . t ₁ d , l ₁ : t ₁ , d	s ₁	: - d	: - d	: - d	: t ₁	d	: -

{	: m , f r	: - . d t ₁ , r : d , m r	: -	:	d	: - t ₁	: l ₁	}
{	Art thou	rich	yet is thy	mind per -	plex'd,	Oh	pun - ish -	}
{	: d , r t ₁	: - . l ₁ s ₁ , t ₁ : l ₁ , d t ₁	: -	:	l ₁	: - r ₁	: r ₁	}

{	s ₁	: -	: d . t ₁ d	: - . r m , f : s , d t ₁	: d	- . r : m , f s	: f	}	
{	ment!		Dost thou	laugh	to see how	fools are	vex - ed	To add to	gold - en
{	s ₁	: -	: m ₁ . s ₁ l ₁	: - . t ₁ d , r : m , d s ₁	: d	- . t ₁ : d , l ₁ t ₁	: r	}	

{	m	: r	f	: m	r	: d	r	: - m	: r	d	: - -	:	
{	num - bers		gold - en		num - bers,	Oh		sweet con -	tent!				
{	d	: t ₁	l ₁	: s ₁	f ₁	: m ₁	r ₁	: - s ₁	: f ₁	m ₁	: - -	:	

WHERE DO THE FAIRIES DWELL?

Ex. 120. KEY C.

A. L. C.

{	s	. l , t : d' . r'	m' . r' : d'	r' , d' t :	m' , r' , d' :	. d' : t . d'	}
{	Tell me	where the fair-ies	dwell, †	† Tell me,	† Tell me	† where	fair-ies
{	m . r	: m . f s . f : m		: s , f . m	: f , m . r	m	: r . m
				Tell me,	Tell me		

{	r'	:	. r' : m' . r' d'	: -	f . f : f	- . m : r . f	l	: . l	}	
{	dwell?		where fair-ies	dwell?	In some	cav - ern	dark and	deep?	Oh	
{	f	: s , f , m	f	: s . f m	: -	r . r : r . r	r . d : t ₁ , r	f	: -	
	Tell me					In some	cavern	dark	and	deep?

{	r'	:	s . s : s - . f : m . d' t	: . t m' :	r' . r' : r' - . d' : t . l	s	: . s	}		
{	no!		In some	qui - et	mossy	cell?	Oh	no!		
{	-	:	m . m : m . m m . r : d . m	s	: - -	f . f : f . f f . m : r . f	m	: -		
			In some	quiet	mos - sy	cell?	In the	depths of	shady	woods?

{	d' : .s	r' : .s	m', r', d' : r' .t	d' ; —	—	: .m'	}
	no! : Not	there,	not there do the fair-ies	dwell		Then	
	— : .s	t : .s	s .f, m : f .r	m : —	—	:	

{	r', d' .t :	m', r', d' :	t̂ : r̂	f' : —	s .m', r' : d' .t	}
	tell me,	tell me,	where, where,	where?	All a - mong the	
	: s, f, m	: f, m, r	s : f	r : —	m .s, f : m .s	
	tell me,	tell me,				

{	l .t, d' : s	f .s, l : s .f	m .f, s : r	s .m', r' : d' .t	l .t, d' : s .s	}
	fra-grant flow'rs,	'Neath the drooping li - ly's bell,	In the pur-ple vio-let's bed, 'Tis			
	f .f : m	r .m, f : m .r	d .d : t,	m .s, f : m .s	f .f : m .m	

{	r' .d', t : m' .r'	d' : —	s .m', r' : d' .t	l .t, d' : s	f .s, l : s .f	}
	there the fair-ies dwell.		La la la la la la la la la,	La la la la la		
	f .f : s .f	m : —	m .s, f : m .	f .f : m	r .m, f : m .	

{	m .f, s : r	s .m', r' : d' .t	l .t, d' : s .s	r' .d', t : m' .r'	d' : —	}
	la la la la.	La la la la la la la la la 'Tis	there the fair-ies dwell.			
	d .d : t,	m .s, f : m .	f .f : m .m	f .f : s .f	m : —	

Modulator Voluntaries have now increased in *rapidity* and difficulty, though they are still confined to one scale. To make sure of avoiding mannerisms and to secure variety, the best teachers find it necessary to study and prepare their voluntaries when they come to this step. The "Hints for Voluntaries" are only intended to *suggest* such as are suitable for each step. The teacher who wishes his pupils to follow his pointing *rapidly* can teach them to do so, by *never letting his pointer wait for them*.

Ear Exercises.—A few two-part Ear Exercises, as in the "Hints," can now be wisely introduced, but only to quick and observant classes. To others each "part" of the exercise will serve as a separate exercise. When the great majority of the class do not follow the ear exercises with pleasure, the teacher goes back to earlier steps,—continually reminding his pupils, not by words, but by examples and illustrations, of the *mental effects* of particular tones, and continually urging them to notice the *first* tone of the exercise after the "prelude." The

necessity of *written* answers to the ear exercises increases with the length of the exercises.

Time Ear Exercises as at page 24, are still continued.

Dictation.—See pp. 12, 24, but name the octaves as at p. 29. Thus, the beginning of the last line above "TAATEFE m f s"—"TAA r" "TAATEFE s, one-m, one-r."

Pointing from memory, writing from memory as at pp. 12 and 24.

Elementary Certificate Slips being given to the pupils, they are *now*,—that is six weeks before the close of the class,—constantly coming up for individual examination in one requirement or the other, first passing the examination of the assistants, and then that of the teacher himself. The examination is conducted sometimes before the whole class, sometimes privately, according to the convenience of teacher and pupils. All the requirements must be done within six weeks, else the examination begins again.

QUESTIONS FOR WRITTEN OR ORAL EXAMINATION.

DOCTRINE.

- 1 What is a "hold"—What does it signify?
- 2 What is the advantage of a knowledge of chords to the singer?
- 3 Describe the normal position of a chord?
- 4 What are the root—the third—and fifth of a chord?
- 5 What is the difference between the *a* position and the normal position of a chord?
- 6 What is the *b* position of a chord?—the *c* position?
- 7 Which of these positions is the most acceptable to the ear? and how are the other positions used?
- 8 What does the name "Constitution" of chords refer to?
- 9 How do we figure the omission of the third?—of the fifth?—of the root?
- 10 How do we figure the doubling of the third?—and fifth?—and trebling of the root?
- 11 Which of the three tones of a chord is most easily omitted without notice?
- 12 What quality of a chord is lost by omitting the third?—the root?
- 13 Which tone of a chord can be easily doubted because it is the least noticed?—and which because it is the most characteristic and important?
- 14 In the resolution of *S* into *D* where does *to* go?—*soh!*—*ray!*
- 15 Why is *S* called the Dominant?
- 16 Describe the chord *4s*.
- 17 What do you yourselves feel to be the mental effect of low *lah!*—of high *lah!*?
- 18 What is the effect of high *fah!* of low *fah!*?
- 19 How does greater speed of movement modify the mental effect of *doh*, *me*, and *soh!*—of *ray*, *fah*, *lah*, *te!* Mention any examples that occur to you.
- 20 Which are the strong tones of the scale, and which the leaning tones? Which have the strongest leaning tendency?
- 21 What are the successive tones of the scale descending in pitch?—What are they ascending?
- 22 How many vibrations in a second give the standard pitch tone, middle *C!*—In what part of men's voices is this *C!* Where is it in women's voices?
- 23 Describe the manner in which tones are pitched from the standard scale.
- 24 What variable circumstances affect our power of recollecting a tone in absolute pitch?
- 25 What pitch tone stands at about the middle range of female and children's voices!—of male voices?
- 26 How do we judge whether an uncultivated voice belongs to the contralto or bass class of voices, or to the soprano or tenor?
- 27 What is the easy compass of the soprano voice!—of the contralto?
- 28 What is the easy compass of the tenor voice!—of the bass?
- 29 Among uncultivated voices, which part of a man's voice is most commonly found to be neglected?—of a woman's?
- 30 The octave marks of a tune being taken from *doh*, how do we know which *doh* is to be without an octave mark? In key *G* how would the *lah* below the key-tone corresponding with the pitch *E* be marked? In key *C* how would the *me* above the key-tone corresponding with the pitch *E* be marked?
- 31 With what octave marks are the bass and tenor parts written?
- 32 In speaking of octave marks for the purposes of dictation, how do you distinguish the lower *doh* from the higher *doh!*—the lower *C₂* from the higher *C₄*?
- 33 If we want fresh breath on a strong pulse, where do we take away the time of the breathing? And if on a weak pulse?
- 34 Write down all the rules for breathing places which you can remember.
- 35 What is meant by "Expression" in music?—and what are the elements of tone chiefly employed in it?
- 36 In using the type-marks for expression of words what has to be first settled in the mind before those marks obtain their true meaning?
- 37 What, then, is the meaning of common type!—*Italic* type!—SMALL CAPITALS!
- 38 What is the writing mark for *Italics!*—for small capitals?
- 39 How are ascending passages and continuous or repeated tones naturally treated for expression?
- 40 What other means are there, besides taking breath, of separating and distinguishing musical phrases one from the other while one sings!
- 41 What is the "great break of register" in the voice!
- 42 Where does it occur in men's voices!—in women's! Between what tones in absolute pitch is it always found?
- 43 Where does the "small register," peculiar to women's voices, commence?
- 44 What are the three commonly used "optional tones" between the thick and thin registers?
- 45 Describe or write the exercise by means of which men come to perceive their thin register.
- 46 Why is forceful action of the larynx necessary to the strengthening of the thin register? What syllable puts the organs of voice into the best position for this kind of vigorous effort?
- 47 Why is it necessary to employ the strengthening exercise in various keys?
- 48 Describe the process of using the strengthening exercise, Ex. 104.
- 49 What is a metronome?
- 50 What is the meaning of *M. 80*. placed in the title of a tune?
- 51 How is the rate of very quick six-pulse measure marked?
- 52 Why is it necessary to have exercises for sustaining a uniform rate of movement?
- 53 Describe the exercises for attaining this power.
- 54 Why should the rate indicated by *M. 60* be fixed in the mind?
- 55 Describe the exercise for teaching this.
- 56 What is the name for a silence on the first half of a pulse!—for the second half?
- 57 How is a three-quarter-pulse tone indicated in the *Sol-fa* notation?
- 58 How is the pulse divided into three-quarters-and-a-quarter indicated in the time-names? What are its two larger relatives?
- 59 How is the pulse divided into two quarters-and-a-half indicated in the *Tonic Sol-fa* notation and in the time-names? What are its larger relatives?
- 60 How is the pulse divided into a half-and-two-quarters indicated in the *Tonic Sol-fa* notation and the time names? What are its larger relatives?
- 61 What is syncopeation? How does it affect the next following strong pulse?
- 62 What is there in *tune* like syncopeation in Time! In what style should syncopeation be sung?
- 63 What is chanting?
- 64 Describe an Anglican single chant—a double chant.

65 What is the most important rule in chanting?

66 Why should a student of chanting begin by chanting hymns?

67 By what marks are the words divided for chanting, so as to separate the words of the reciting-tone from those of the cadence? How is TAA or any division of TAA indicated in the printing of the words? How is SAA indicated? SAATAI?

68 What relation is there between the rate at which the pulse of the cadence move and those of the recitation?

69 What is the process of teaching chanting recitations?

70 What are the new Consonances introduced at this step, distinguishing the thirds from the fifths?

71 What is the partial-dissonance, and its effect upon the mind?

72 What new prepared dissonance have we in this step?

73 What dissonance is considered the model of unprepared discords? On what kind of pulse does it most commonly occur, and what is its favourite melodic preparation?

74 Describe what is meant by the similar motion of two parts in relation to each other,—by contrary motion,—by oblique motion.

75 Which kind of relative motion is the least wearying to the ear? Which is the most exciting?

76 What is meant by imitations of melodic figure?

77 What is meant by imitation of rhythmic form?

78 What is meant by harmonic sequence.

PRACTICE.

79 Hold a steady tone with one breath for a quarter of a minute.

80 Sing, softly and pleasantly, to the Italian *Laa*, Ex. 82 in keys B and D.

81 Name, pulse by pulse, the chords with positions and constitutions in Exs. 85 and 86.

82 Sol-faa from memory any example you please, shewing the mental effect of high *fa*,—low *fa*,—low *lah*,—high *lah*.

83 Give from memory an example of the manner in which speed of movement modifies mental effect.

84 Repeat the names of the scale tones upward,—downward,—repeat the strong tones upward and downward,—repeat the leaning tones upward and downward.

85 Strike, by the help of a tuning-fork, the pitch tone C (for women's voices C; for men's voices unmarked C), and run down the standard scale of pitch.

86 Pitch the key D,—G,—A,—F.

87 Strike from memory the pitch note C (for women) and C unmarked (for men).

88 Are the best tones of your voice above G (for women and children) or G, (for men) or are they below that tone?

89 What is the easy compass of your voice?

90 For which of the four common parts in music is your voice best fitted?

91 Write the Soprano of a tune in key C with the proper octave marks. Do the same in key B.

92 Write down "three G"—"G three"—"two ray"—"ray two"—"unmarked G."

93 Write the letters by which you would indicate in the title of a tune that it is to be sung by two Sopranos

and a Contralto,—by Soprano, Tenor, and Bass,—by Soprano, Contralto, and Tenor.

94 Mark breathing places, considering the phrasing only, to Exs. 10, 101, 98, and 115.

95 Mark breathing places for emphasis in Exs. 115 and 120.

96 Mark breathing places to correspond with the sense of the words in Ex. 116.

97 Mark with your pen underneath the words the style of "expression" you think it best to give to them in Exs. 112, 119, and 120.

98 Sing to words any one of the exercises from 97 to 103 as required, page 25, question 46.

99 Ditto with exercise 110 to 120.

100 Sing to *laa* the *lah* and the *lah*, to any *doh* the teacher gives you.

101 Sing to *laa* the *fa* and the *fa*, to any *doh* the teacher gives.

102 Sing A in the thin register of your voice,—in the thick register.

103 In the key of C what are the Sol-fa names of your three principal optional tones?—in the key of G?—in the key of D?—in the key of A?

104 Sing to *loo* Ex. 104 with your thin register in key D.

105 Taatai with accent a four-pulse measure, at the rate of M. 60 from memory,—at the rate of M. 120,—at the rate of M. 90.

106 Taatai with accent *eight* four-pulse measures, sustaining the rate of M. 60,—the rate of M. 90.

107 Taatai from memory any one of the Exs. 105 to 107 chosen by the examiner, the 1st measure being named.

108 Taatai the upper part of any one of the Exs. 113, 115, or 120 chosen by the examiner.

109 Taatai in tune the upper part of any one of the Exs. 111, 112, 114, 116, 117, 118, or 119 chosen by the examiner.

110 Recite in correct time any two of the recitations in the words to Ex. 86 chosen by the examiner.

111 Show examples of the new consonances introduced at this step.

112 Ditto of the semi-dissonance.

113 Ditto of the new prepared dissonances.

114 Ditto of *fa* against *soh* unprepared.

115 Shew an example of similar motion between parts,—of contrary motion,—of oblique motion.

116 Shew an example of rhythmic imitation,—of melodic imitation,—of harmonic sequence.

117 Follow the examiner's pointing in a new voluntary containing all the tones of the common scale but no difficulties of time greater than those of the *second* step.

118 Point and sol-faa on the modulator from memory any one of the following seven exercises, 97, 98, 99, 100, 103, 111, 112, chosen by the examiner.

119 Write from memory any other of these seven exercises chosen by the examiner.

120 Tell which is *lah*,—which is *fa*, as directed, page 25, question 56.

121 Tell what tone of all the scale is *shaa*, as at page 25, question 57.

122 Taatai any rhythm of two four-pulse measures belonging to this step, which the examiner shall *laa* to you, see page 25, question 58.

123 Taatai-in-tune any rhythm of two four-pulse measures belonging to this step, which the examiner sol-faas to you, see page 25, question 59.

FOURTH STEP.

To perform Exercises for Strengthening the Chest, securing Purity of Tone, and perfect Blending of "Parts." To know by ear the Chords of the Subdominant, Dominant-Seventh, Supertonic, Leading-tone, Submediant, and Mediant in the Major Mode. To observe Cadences. To remember the structure of the Scale in its conjunct intervals. To perceive Transition to the First Sharp and the First Flat Keys, its mechanism and its mental effect. To perceive Chromatic Resolution. To distinguish Cadence, Passing, and Extended Transition. To Pitch Tunes. To learn correct Recitation, with special regard to the consonants. To learn the art of Chanting. To become familiar with the silent quarter-pulse and the sounding thirds of a pulse. To learn the art of Beating Time. To strengthen the Thin Register in Men. To recognise and strengthen the Thick Register in Women. To Blend the Registers. To understand Part-pulse Dissonances. To observe various points of Musical Form.

EX. 121. CHEST AND KLANG. These exercises are now united. The lower part is to be sung as a chest exercise, always to the word "skaa-laa," and on one breath. When taken at the rate of M. 50 the pupil will have to economise his breath for 20 seconds. Those who sing the upper part may take breath at the places marked. They must deliver the first measure very softly (*pp*), the second measure softly (*p*), the third measure with a medium force of voice (*m*), and the fourth measure with full force of voice (*f*). As soon as the exercise is thus sung, the singers must change parts for the sake of rest and variety, and this is reckoned one performance of the exercise. Let the exercise be performed thus: *first time* in key C, the upper voices "slurring" each measure to the forward Italian "laa," at the rate of M. 60. *Second time*, the same in key D. The teacher will pass from key to key as directed, p. 33. *Third time*, in key C#, the upper voices singing to the

staccato "koo," at M. 50. *Fourth time*, the same in key D#. *Fifth time*, in key D, the upper voices laa-ing as above, at M. 50. Laa-ing is used here as a rest before the last effort. *Sixth time*, in key E, the upper voices sol-faaing, at M. 70. Sol-faaing is used here to make sure of correctness of tune in the highest tones. The teacher will be careful not to carry the voices any higher than is here indicated, for, especially in an exercise with increasing force, he may cause the first or thick register of men to be strained, and unfit them for changing the register on the optional tones. It is remarkable that the woman's voice changes into the small register just where, an octave lower, the man's voice changes into the thin register. But women do not commonly use optional tones below the G'. Their voices, however, require equal care to avoid straining. Basses may use this thin register for d' in keys D#, D, and E.

KEYS C, D, C#, D#, D, E.		Chest and Klang		Exercise.		M. 70, 60, and 50.*	
<i>pp</i>	<i>p</i>	<i>m</i>	<i>f</i>	<i>f</i>	<i>f</i>		
{	d . m : s . m	{	d . m : s . m	{	f . l : d . l	{	f . l : d . l
	Skaa		- - - - -		- - - - -		s . t : r' . t
	d : - - : -		f : - - : -		s : - - : -		d' : - - : -
							laa.
							d' : - - : -

EX. 122. TUNING EXERCISE. To be used with the same processes as described at p. 14, except that KEY E. Tuning Exercise for three equal voices.

{	d' : t	{	d' : -	{	f :	{	d' : - t : -	{	d' : - - : -
	m : r		m : -		l : -		- : - f : -		m : - - : -
	d : s ₁		d : -		f : - - : -		f ₁ : - s ₁ : -		d : - - : -

The Chord Fah.—The tones f, l, and d sung together form the chord of Fah. This chord considered separately and in itself is exactly the same as the chords D and S. But when placed in relation

the parts cannot be changed. Exs. 123 to 126 are to be employed in the same way, without words.

with those chords,—that is, when starting from the fifth below the first or leading chord D, just as the chord S starts from the fifth above,—it obtains a distinct mental effect. See p. 20. In Ex. 123 there

St. Co. (New). * As to style of rendering, see page 81, close of first paragraph.

are two cases of F in its *a* position. Let the exercise be softly laad, F being dwelt upon longer than its proper time, and let the pupils decide its mental effect. If D is called the *Resting* chord and S the *Moving* chord, F may perhaps be called the *Serious* chord. When D is called the Tonic and S the Dominant, F is called the Subdominant. It is much used before these chords in the Tonic close or cadence. See Ex. 123. It is also much used in its *b* position. See Exs. 124, 125, and 126.

The Chord Seven-Soh.—When *f* intrudes as a dissonance into the chord of *Soh*, the chord thus modified is called *Seven-Soh*, and written ⁷S. The figure 7 is used because the *f* commonly occurs at the interval of a seventh above the *s*; but it may occur at the interval of a second beneath the *s*. There is often an additional octave (making a fourteenth or a ninth) between the dissonance *f* and its resisting tone *s*. When this is the case the dissonant effect is very slight. The dissonant *f* follows, both in its preparation and resolution, the rules named in the paragraph "*f* against *s*," page 36. Let the pupils softly *laa* again Ex. 123, lingering and listening on ⁷S and its resolution.

Ambiguity of Chords.—Observe that there is nothing in the structure and intervals of the first phrase of Ex. 123 to prevent the ear interpreting the chords as : S | S : D | S. But according to the principle named at page 20, the ear naturally prefers to regard the first chord which rules it as a principal chord, and has, therefore, no difficulty in interpreting the first phrase as : D | D : F | D. Except for this pre-occupation of the ear by the first chord which is emphatically struck, D, S, and F are ambiguous. But there is no ambiguity in ⁷S. It cannot be mistaken for any other chord. It decides the key with an absolute certainty which S does not possess.

Major, Minor, and Diminished Chords.—The chords hitherto described have a major or larger third at the bottom. Chords of this kind are by far the most acceptable to the ear. Their tones have a perfect agreement in every respect—a full sonorousness. But for contrast and for variety of mental effect, chords which have a lesser or minor third at the bottom are necessary. The minor chords of the scale are R, L, and M. Let the pupil point them out upon the modulator. They are glad of doubled thirds, even in the *b* position, p. 27. Far less sonorous than even the minor chords is the chord *Te*, for it has an imperfect or diminished fifth.

St. Co. (New.)

The Grave Ray.—When the tone *r* is required to tune with *f* (as *m* tunes with *s*, and *l* with *d'*), and when it is required to tune with *l* (as *d* tunes with *s*, and *f* with *d'*), the ear of singers, and of quartet players on stringed instruments, naturally seeks to produce the *r* a little lower than when it is required to tune with *s* and *t*. When we wish to distinguish this lower or "grave" form of *r* from its commoner form we call it *Rah*,—to make it correspond, in its vowel sound, with *Fah* and *Lah*. The interval between *rah* and *ray* is called a *komma*. General Thompson, who first drew attention to this point in his "Just Intonation," says that in the chord ⁷S the acute form of *r* is used because it is more important that it should agree with the root and third of a chord than with the dissonant seventh. His "Enharmonic Organ" proves this.

The Chord Ray, r, f, l, (more properly called *Rah*) is the most used of the minor chords. It frequently occurs in its *a* position when the bass moves thus—| ^{*}r : s, | d || But it is most commonly found in its *b* position. See Ex. 124. Let the pupils *laa* this exercise, dwelling on *Rb*, and listening to it. When F is called the "Serious" chord, R, from its similarity of effect, especially in its *b* position, is called the *semi-serious* chord.

The Chord Te, t, r, f.—The root and fifth of this chord form the "Partial-dissonance" described at page 36, and follow the rule of "Resolution" there described. This chord is much used as a "Substitutional Chord" for ⁷S. In many places in which there is not room for ⁷S, or where ⁷S does not allow so pleasant a melodic flow in the parts, this much weaker chord is substituted. It is chiefly used in its *b* position, which is less harsh than the *a* position. Listen well to *Tb* in Ex. 125. See *Te* in Ex. 126. *T*, in its relation to S and ⁷S, is called the *weak moving* chord.

The Chord Lah, l, d, m, has its chief use in the minor mode, which will be described in the next step. *Apart from this*, it is used almost exclusively in its *a* position, *Lb* being seldom seen, and *Lo* never. *La* is used, interchangeably with *Fb*, when the tone *l* is wanted in the bass, and when a minor chord is required to set off the clearer sonorousness of the major. Let Ex. 126 be laad and the *L* dwelt upon. Notice that S can resolve into L, as can also ⁷S and *T*,—for special effect. *L*, from its proper mental effect, is called the *sorrowful* chord.

The Chord M, m, s, t, though in itself as good as any other minor chord, for some reason not yet sufficiently explained is rarely used in Modern Music.

Perhaps the mental effect of its fifth contradicts too strongly the mental effects of its root and third. The tone *f* in ⁷S also contradicts the mental effect of the rest of the chord, but it is a decided dissonance, and is easily resolved downwards. *M* is called the *unmeaning* chord.

The Chord ⁷R has, in it, the dissonance *d* against *r* with which we are already familiar in the less-used chord ⁴S. See pp. 21, 27. The dissonating *d* is prepared and resolved in the same way, in this chord also. ⁷R⁶ is much used in closes, as a "substitutional chord" for *F*. Listen to it in Ex. 126.

For fuller explanations of the habits of these chords, reference should be made to "The Common-places of Music" and "How to observe Harmony." We can only attempt here to awaken such an interest in the subject, as will lead the singer to further study. A thorough knowledge of the nature and meaning of the music he sings, both heightens the pleasure of the singer, and gives him confidence in striking his tones. This *intelligent* singing is what we are most anxious to promote.*

The Mental Effects of Chords are much governed by the natural effect of that tone which is heard in the bass, especially if it is doubled. But the chief source of mental effect in a chord is its root. It follows therefore that the clearest mental effect of a chord is that which it gives in its *a* position. It then best develops the proper mental effect of its root. This should be shown by experiment.

Ex. 123. KEY G. Tuning Exercise, as above.

$$\left\{ \begin{array}{l} \widehat{\text{m}} \text{ m : l | s : - } \quad \widehat{\text{s}} \text{ m : l | r : f | m : - } \\ \text{m} \text{ d : f | m : - } \quad \text{t}_1 \text{ d : d | t : r | d : - } \\ \text{d} \text{ d : f_1 | d : - } \quad \text{s}_1 \text{ d : f_1 | s_1 : s_1 | d : - } \end{array} \right\}$$

'Be hold-how good-and HOW | PLEASANT IT is — || 'For brethren-to dwell 'to | gether in u ni ty —

As the | dew of Hermon — || And-as-the dew-that-de scended-up on 'the | moun — tains of Zion —

'For there-the Lord 'com | manded the blessing — || Ev en | life for ev er more —

'The grace-of-our Lord — | Je sus Christ — || Be — | with you all A men —

St. Co. (New.)

* For dogmatic summary of the subject see "Mus. Theory," Book V.

Ex. 124. KEY A. Tuning Exercise, as above.

$$\left\{ \begin{array}{l} \widehat{\text{m}} \text{ f : r | t_1 : - } \quad \widehat{\text{d}} \text{ l_1 : f | m : r | d : - } \\ \text{d} \text{ l_1 : l_1 | s_1 : - } \quad \text{s}_1 \text{ l_1 : d | d : t_1 | d : - } \\ \text{d} \text{ f_1 : f_1 | s_1 : - } \quad \text{m}_1 \text{ f_1 : l_1 | s_1 : s_1 | d : - } \end{array} \right\}$$

'The Lord — | bless — thee — || And — | keep — — — thee —

'The Lord make-his face . | shine up on-thee — || And be | gra cious un to thee —

'The Lord-lift up-his counte nance-up | on — thee — || and — | give — thee — peace —

Ex. 125. KEY A. Tuning Exercise, as above.

$$\left\{ \begin{array}{l} \widehat{\text{m}} \text{ m : f | s : - } \quad \widehat{\text{s}} \text{ f . m r | m : r | d : - } \\ \text{d} \text{ d : d | t_1 : - } \quad \text{d} \text{ t_1 : d | d : t_1 | d : - } \\ \text{d} \text{ d : l_1 | s_1 : - } \quad \text{m}_1 \text{ r_1 : d_1 | s_1 : s_1 | d : - } \end{array} \right\}$$

Ho every one-that thirsteth 'come|ye to-the waters — || . And he-that hath-no money . | come ye buy and eat — || . Yea come buy | wine and milk — || without — | money and-with out — price —

. . Wherefore do-ye spend money 'for that-which | is not bread — || . and-your labour for | that which satis fieth not — ||

. . Harken diligently unto me 'and eat-ye | that-which is good — || 'and let-your soul 'de | light it self in fatness —

'In cline-your ear 'and|come unto me — || Hear — | and your soul shall live — || Seek-ye-the Lord . while-He | may be found — || Call ye-up|on Him while He-is near —

Ex. 126. KEY A. Tuning Exercise, as before.

$$\left\{ \begin{array}{l} \widehat{\text{m}} \text{ s : f | m : - } \quad \widehat{\text{f}} \text{ f : m | r : r | d : - } \\ \text{d} \text{ m : r | d : - } \quad \text{d} \text{ r : d | d : t_1 | d : - } \\ \text{d} \text{ d : s_1 | l_1 : - } \quad \text{l}_1 \text{ t_1 : d | f_1 : s_1 | d : - } \end{array} \right\}$$

Now unto | him-that is able — || . 'to do-exceeding-A BUNDANT LY 'a bove | all-that we ask or think —

'Ac cording to-the power 'that | worketh in us — || . 'unto him-be glory-in-the church . | by Christ Je — sus —

THROUGH — | OUT ALL AGES — || world-with out | end — A — men —

Ex 127. Name, pulse by pulse, the chords with their positions and constitutions, of Exs 122 to 126.

Cadences.—It has already been noticed (p. 9) that music naturally divides itself into short portions or phrases. No one can sing over a tune without also observing that several such phrases together naturally form a larger division of the melody, and that these larger divisions close in such a manner as conveys to the mind with more or less completeness, a feeling of rest. These resting-points in a tune are called cadences. The teacher can sol-faa several melodies, and ask his pupils to hold up their hands, or make some other signal, when he comes to the natural points of rest. These cadences *cut* the tune into larger portions which we call *Sections*. These Sections correspond with lines in poetry. When harmony is added to melody, the cadences become more marked and decisive, and the chords move towards these points of rest in a very clear and marked manner. Properly speaking a cadence in harmony consists of the two last chords, but other chords approaching such a cadence are very carefully marshalled. The principal cadence is that of the Tonic. Listen to it in its various approaches in both cadences of Ex. 86, and 123, and in the second cadence of Exs. 85, 124, 125, and 126. Notice that the chords F, S, D, contain all the tones of the scale, so that when these three chords proceed to a cadence it is as though the whole scale were summoned to do homage to its Tonic. Among these Tonic cadences however is one in which the Dominant (S) is omitted, and there is nothing but the progression of the Sub-dominant (F) to the Tonic. This is called a plagal cadence. It produces a very solemn effect when the key is well established in the ear. See Ex. 123. The cadence next in importance to the Tonic is that on the Dominant. Listen to it with its various approaches in Exs. 85, 124, and 125. This cadence is felt to be one of expectancy as well as of rest. The only other cadence to be here noticed is that on L, just where from the common habits of cadences D would be expected. This we call the Surprise cadence. Listen to it in Ex. 126.

C Positions.—The *c* position (p. 26) of chords is chiefly used in *De*, as the third-last chord of a cadence. See Exs. 85, and 124. There is this great peculiarity about the third position of D, that it asserts the key very strongly, for while the chord itself is the Tonic, the Dominant of the key is allowed the emphasis and importance which belongs to the bass tone of a chord. When the cadence

moves thus, F, *De*, S, D, it is as though the music in coming to a close swung like a pendulum from Sub-dominant to Dominant, passing through the point of rest—the Tonic—to which it finally returns. The *c* position of chords is in its own nature unsonorous and partially dissonant, the ear is not satisfied that any other chords should use it except those on the Tonic, Dominant, and Sub-dominant. It commonly has some apology in the melodic motion of the bass. It is either “passing,” or “continuing,” or “accented and moving stepwise.”

Constitution of *7*S and Minor Chords.—(Compare p. 27.) Differing from consonant major chords, *7*S allows its third to be omitted, because by the help of its seventh, there still remains a third in the chord. Minor chords also differ from major chords in allowing their third to be doubled in the *b* position, because as the minor chords are in themselves somewhat harsh and unsonorous, additional sweetness improves them.

The Steps of the Scale.—We have now learnt the complete *common scale of music*, and have seen that these seven *peculiarly related tones* produce certain effects on the mind by virtue of that relationship. We have seen also that these mental effects repeat themselves in “Replicates” or Octaves.*

The pupils should now be led to observe the Steps, from one tone to the next, of this scale. The teacher may laa the scale and ask his pupils to tell by ear where the tones lie closest to each other. They will quickly see that the two *Little Steps*, are between m f and t, d. They will not be able to perceive by ear but they may be told, as a mathematical and musical truth, that there is a difference among the other steps of the scale,—that the three *Greater Steps* are between d r, f s and l t, and that the two *Smaller Steps* are between r m and s l. The difference between *ray* and *rah* called a *komma*, is the difference between a greater and a smaller step. The scale may therefore be described as consisting of two little steps, separated one way by a *couple* of steps, and the other way by a *triplet* of steps. One little step has a “major third” (couple of steps) above it, and the other has what is called a “tritone” (triplet of steps) above it. Doh may be defined as that tone of the scale which stands on a little step with two steps and a little step above. The great characteristics of d are, first, that one little step leads up to it, and second, that the other little step leads down to its third above. From t, up to f we have a major third with little steps above and below

St. Co. (New.)

* See fuller analysis of Scale “Mus. Theory,” Book I., pp. 5 to 10.

it. From *f* up to *t* we have the peculiar interval called a tritone.

Thus *t* and *f* become the most marked characteristic tones of the scale. From their mental effects *t* may be called the *sharp* tone of the scale, and *f* the *flat* tone of the scale. We shall presently see how the whole aspect of the scale changes whenever *t* is substituted for a *f*, or *f* for a *t*. It may be worth notice that the interval from *t*, to *f* is slightly greater than the true Tritone from *f* to *t*. Both contain a major third, but one has, in addition, to a *major third* two little steps, and the other one greater step,— and two little steps are larger than one greater step.

Perception of Transition.—Transition is the “passing over” of the music from one key into another. Sometimes, in the course of a tune, the music seems to have elected a new governing or key-tone; and the tones gather, for a time, around this new key-tone in the same relationship and order as around the first. For this purpose one or more new tones are commonly required, and the tones, which do not change their absolute pitch, change, nevertheless, their “mental effect” with the change of key-relationship. To those who have studied the mental effect of each tone, the study of “transition” becomes very interesting. At the call of some single new tone characteristically heard as it enters the music, the other sounds are seen to acknowledge their new ruler, and, suddenly assuming the new offices he requires, to minister in their places around him.

The musical *fact*, thus dogmatically stated, may be set before the minds of pupils in some such way as the following:—

“Listen to me while I sing to you a tune. I shall ‘figure’ the first line, and you will tell me what tone that is on which the figure ‘eight’ falls. The tune begins on *s*. What is ‘eight?’” Teacher sings to figures as below:—

KEY F.

{	<i>s</i>		<i>s</i>		<i>f</i>		<i>m</i>		<i>r</i>		<i>d</i>		<i>l</i>		<i>s</i>	}
{	1.		2.		3.		4.		5.		6.		7.		8.	}

“Yes, the ‘eight’ was *s*. What is the mental effect of *s*?” The grand or clear note. “Can you tell by your ears, the difference between *s* and *d*? Which gives the fullest feeling of *repose*,—is the stronger *resting tone*?” *d*. I will sing the second line of the tune. Tell me the effect on your minds of the tone which *now* falls to the syllable ‘eight.’” Teacher sings as follows:—

{	<i>s</i>		<i>d</i>		<i>t</i>		<i>l</i>		<i>s</i>		<i>s</i>		<i>fe</i>		<i>s</i>	}
{	1.		2.		3.		4.		5.		6.		7.		8.	}

“Was that *s*—the grand, clear trumpet-tone, or *d* the firm, final resting-tone? . . . Listen again, while I sing *both* lines, and you compare the two ‘eights.’” Teacher sings. “What was the difference between them? . . . Yes, the first was *s* and the second sounded more like *d*. And yet, let me tell you, the two sounds were exactly the same in pitch. How came the second ‘eight’ to produce so different an effect on our minds? What made it so much a tone of rest and conclusiveness? . . . Let us take the Modulator, and you shall sol-faa the two lines you have heard as I point to them.” The teacher points while the pupils sing, but gives the *f* of the original key where the accidental occurs.

Thus:—

{	<i>s</i>		<i>d</i>		<i>t</i>		<i>l</i>		<i>s</i>		<i>s</i>		<i>f</i>		<i>s</i>	}
{	1.		2.		3.		4.		5.		6.		7.		8.	}

“Was that as before?” No. “But try it thus again. . . Did the *s* sound like *d* then? Was it any way different from the other *s*?” No. “Then what do we want to make *s* sound like *d*?” A new tone instead of *f*. “Very well. Then we will call the new sound *fe*, and sing it properly. They sol-faa it from the centre column of the Modulator. “You feel that you have *passed over* into a new key.”

The same musical fact, in another transition, may be shewn thus:—

“I will *figure* two lines. Tell me what is the mental effect of the first *nine* and of the second *nine*? Each line begins on *d*. What is *nine*?” The teacher figures without the modulator—

KEY A.

{	<i>d</i>		<i>f</i>		<i>m</i>		<i>r</i>		<i>d</i>		—		<i>t</i>		<i>l</i>		<i>s</i>		<i>f</i>		—			
{	1.		2.		3.		4.		5.		6.		7.		8.		9.		10.		11.		12.	}

{	<i>d</i>		<i>f</i>		<i>m</i>		<i>r</i>		<i>d</i>		—		<i>ta</i>		<i>l</i>		<i>s</i>		<i>f</i>		—			
{	1.		2.		3.		4.		5.		6.		7.		8.		9.		10.		11.		12.	}

The first *nine* had strongly the effect of *f*; the second had the repose of *d*. “Yes, but they are both exactly the same tone in absolute pitch! What has altered the mental effect of the second?” You introduced a new tone instead of *t*. “Yes, it was the new tone which changed the effect of *f*. Then let us call that new tone *tau* (spelt *ta*) and

sol-faa these two lines from the modulator." They sol-faa. "You feel that we have, as before, *passed over* into a new key, but into a *different* new key."

Distinguishing tones of transition.—When transition is made by means of a new tone instead of *f*, the mental effect of the new tone is felt to be in contrast with that of the tone blotted out. The desolate tone is changed for a piercing tone, and the *flat* tone of the old key is thrown out to make room for the *sharp* tone of the new. We therefore call *fe* the sharp distinguishing tone. When transition is made by the introduction of another tone instead of *t*, it is felt that the sharp piercing tone of the old key has been exchanged for the flat desolate tone of the new key. *Taro* is therefore called the flat distinguishing tone. The teacher will know how to make this evident to the ear of the pupil.

Melodic tendency to transition.—Let the pupils *laa* (not sol-faa) from the modulator such a passage as this:—

KEY D.

{ | d : m.f | s : d' | t.l : s | t.l : s } }

{ | t : — | l : — | s : — | f : — | s } }

and they will *feel* that the *f* sounds unnatural. It is more natural to sing a sound which is "under-leading-tone to *s*, as *t*, is to *d*, a sound which we should call *fe*. Let them sing it again, using *fe*, and they will feel that the mental effect of *t l s* has become that of *m r d*. The reason is that our ears are so much accustomed to the *two full "steps" m r* and *r d* leading down to a key-tone, that whenever they perceive similar intervals accented in a similar manner they prefer to interpret them as *m r d*.

Try the only other interval of two full steps in the scale, *l s f*, and you will find the same habit of ear, the same tendency of mind to interpret this interval as *m r d*. Deal with this example as with the other.

KEY D.

{ | d : m | s : t | d' : l | f : — } }

{ | f.s : l̄ | f.s : l̄ | f : — | s : — } }

{ | l : — | t : — | l || }

Here *t* is felt to be the unnatural tone. You want an "over-leading-tone" to *l*, as *f* is to *m*. The ear naturally interprets the constantly repeated *f s l* as *d r m*, and desires to make the last three tones *m f m*. Indeed it may be noticed that the "tritone," as a melodic progression (with its three long steps) is not loved by the ear, and that the lower part of the scale is much preferred to the upper.

Adjacent keys in transition.—Such transitions as have just been studied are called transitions of one remove, because only one change is made in the pitch tones used. When *s* becomes *d* the music is said to go into the *first sharp key*. When *f* becomes *d* we say that a transition is made into the *first flat key*. Eighty per cent. of all the transitions of music are to one or the other of these two keys, and of them the first sharp key is the one chiefly used in "principal transition," or transition from the principal key of the music. The relation of these two adjacent keys should be very clearly understood by the pupil, and he should be led to notice how the pitch tones change their mental effect. This may be proximately described by the table below.

Piercing <i>t</i>	becomes	Calm <i>m</i> .
Sorrowful <i>l</i>	"	Rousing <i>r</i> .
Grand <i>s</i>	"	Strong <i>d</i> .
Desolate <i>f</i>	is changed for	Piercing <i>t</i> .
Calm <i>m</i>	becomes	Sorrowful <i>l</i> .
Rousing <i>r</i>	"	Grand <i>s</i> .
Strong <i>d</i>	"	Desolate <i>f</i> .

If the teacher has a black-board, it will be well for him to let his pupils construct the new key by the side of the old one in some such way as this:—

d' f	" I have drawn the scale [as at side]
te m	and you will see that I have observed
lah r	carefully the shorter distances between
sch—d	<i>m f</i> and <i>t d'</i> . Let us suppose that our
fah t	<i>s</i> is changed into <i>d</i> . To represent
me l	this I write <i>d</i> on the right of <i>s</i> .
ray s	What change now takes place in the
doh f	mental effect of <i>s</i> ?" * * * "In that
	case what will <i>l</i> become, and what
	will be the change of mental effect?"
	* * * "What will <i>t</i> become, and how
	will it change its effect?" * * *
	"What of <i>m</i> ?" * * * "What of
	<i>r</i> ?" * * * "What of <i>d</i> ?" * * *
	"What becomes of <i>f</i> ? Is there a
	Step or a Little Step between <i>d</i> and
	the tone below it?" * * * "What

is there between s and f?" * * "Then f is not near enough to the new d to form a proper 'leaning tone.' We therefore banish f from the new key, and use fe instead. This is the principal change of mental effect which occurs. How will you describe it?" Again the teacher may say "Let us suppose that f has become a new d. I will write d on the left hand of f. What shall I write on the left hand of m?—r?—d?—s?—l? What becomes of t?" * * "Yes, the new flat tone is put in its stead."†

Returning Transition.—As a rule all tunes go back again to their principal key, but the returning transition is not always taken in so marked a manner as the principal transition, because the principal key has already a hold on the mind, and the ear easily accepts the slightest hint of a return to it. Commonly also it is in the principal transition that the composer wishes to produce his effect, and in which he therefore makes his chords decisive, and his distinguishing tones emphatic. It is not always so, however, and in hymn-tunes the returning transition is often as beautiful and effective as the principal transition. Let it be carefully noticed that the return to the original key is the same thing in its nature as going to the first flat key, so that a study of the mutual relation of these two keys is the groundwork of all studies of transition. For convenience of memory it is well for the student to draw a diagram of a principal key with its first sharp and first flat keys, and to learn by rote the relations of their notes. Thus let him say aloud "d f, d s; r s, r l; m l, m t; f t to t, f d; s d, s r; l r, l m; t t to f, t m. It may be interesting to mention that in passing to the first sharp key, the new t requires the old l to be raised a komma to make it into a new r. If it were necessary, this form of the tone might be called *Lay*."

Notation of Transition.—Tonic Sol-fa pupils always prefer that their notes should correspond with the mental effects of the tones they represent. We therefore adopt the plan of giving to some tone closely preceding the distinguishing tone, a *double name*. We call it by its name in the old key as well as by that which it assumes in the new, pronouncing the

old name slightly and the new name emphatically, thus *M' Lah, S' Ray, D' Fah*, &c. These we call *bridge-tones*, and write them thus—m, sr, df. We call this the *Perfect Method* of indicating transition. But when the transition is very brief we write the new t as fe, and the new f as ta. This is called the *Imperfect Method*. The teacher will point on the modulator and teach by pattern such phrases as

d	: m	s	: d'	s d	: t ₁	d
or d	: m	s	: d'	s	: fe	s
and d	: m	s	: d's	f	: m	r
or d	: m	s	: d'	ta	: l	s

making the pupils sol-faa in both ways. Occasionally the transition is taken as in Ex. 129 and 123 on a bridge-tone which is *not* common to the two keys. In these cases we write the "better" notation of transition thus:—

f	: fet ₁	d	or	t	: taf	m
---	--------------------	---	----	---	-------	---

Signature of Transition.—The signature of the new key is placed over every transition when written according to the perfect method. If it is a sharp key (*i.e.* to the *right* on the modulator) the new tones are named on the *right* of the key name, thus, *A. t.*, or (if two removes) *A. t. m.* If it is a flat key (*i.e.* to the *left* on the modulator) the new tones are placed to the *left*, thus, *f. B.*, or *d.f. B.*, and so on. By this the singer knows that he has a new f or a new t to expect. More distant removes would have their two or three other distinguishing notes similarly placed.

Mental effects of Transition.—The most marked effects of transition arise from the distinguishing tones which are used. Transition to the first sharp key naturally expresses excitement and elevation; that to the first flat key depression and seriousness.

Manual Signs.—It is not advisable to use manual signs in teaching transition, because they are apt to distract attention from the modulator with its beautiful "trinity of keys." The greatest effort should be made to fix the three keys of the modulator in the mind's eye. But if, on occasion, it is wished to indicate transition by manual signs, the teacher may, to indicate transition to the *right* on the modulator, use his *left* hand (which will be to the pupils' right) thus. When with the right hand he reaches a bridge-tone, let him place his left hand close under it, making the sign proper to the new

key, then withdrawing his right hand, let him proceed to signal the music with his left. He can use the reverse process in the flat transition. Signs could easily be invented for *fe*, *ta*, etc., but we do not advise their use.

Chromatic Effects.—The ear forms such a habit of expecting *t* to move to *d'* and *f* to move to *m*, especially in cadences and other phrases meant to decide the key, that a new effect arises when the ear is disappointed of its expected gratification. This is markedly the case when a new *t* or a new *f* threaten to decide for us a new key. Some of the

most startling and a few of the most beautiful effects of modern music are thus obtained. See more on "Chromatic Resolution of Chords" in "How to Observe Harmony."

Such exercises as the following should be carefully taught by *pattern* from the modulator. Let them be first *sol-fad* and afterwards *laad*, the voices lingering on the distinguishing tone. But let the voices carefully mark the resolution (or "progression") of that tone, because on the resolution it depends whether the effect will be transitional or chromatic.

Ex. 127^b. KEY E. Effect of the new *t*.

{	: d	m	: d	s	: t ₁	f	: —	m	: m ₁	t ₁	: d	r	: t ₁	f	: —	m		s	d'	f		
																					t	m

Ex. 128. KEY A.

{	: d	t ₁	: d	m	: s	f	: —	m	: s	l	: t	d'	: r'	t	: —	d'		f	m	l	r
---	-----	----------------	-----	---	-----	---	-----	---	-----	---	-----	----	------	---	-----	----	--	---	---	---	---

Ex. 129. KEY E^b. Effect of *fe* chromatic.

{	: d	: r	m	: d	f	: fe	s	: —	d'	: s	l	: s	fe	: f	m	: —		d-f	t ₁	m	l ₁
---	-----	-----	---	-----	---	------	---	-----	----	-----	---	-----	----	-----	---	-----	--	-----	----------------	---	----------------

Ex. 130. KEY B^b. Effect of the new *f*.

{	: d	s ₁	: d	t ₁	: f	m	: r	d	: d _s	f	: m	r	: f	m	: r	d		l ₁	r	s ₁
---	-----	----------------	-----	----------------	-----	---	-----	---	------------------	---	-----	---	-----	---	-----	---	--	----------------	---	----------------

Ex. 131. KEY F.

{	: d	m	: d	s	: d'	t	: —	d'	: fd	m	: d	s	: d	f	: —	m		s ₁	d	f ₁
---	-----	---	-----	---	------	---	-----	----	------	---	-----	---	-----	---	-----	---	--	----------------	---	----------------

Ex. 132. KEY B. Effect of *ta* chromatic.

{	: m	r	: d	t ₁	: ta	l ₁	: t ₁	d	: s ₁	l ₁	: ta	t ₁	: d	m	: r	d		r ₁	s ₁	d ₁
---	-----	---	-----	----------------	------	----------------	------------------	---	------------------	----------------	------	----------------	-----	---	-----	---	--	----------------	----------------	----------------

Cadence Transition.—The commonest form of transition to the first *sharp* key is that in which it gives life and beauty to a cadence. See Exs. 133, and 134. When a transition does not begin before the second-last measure* of a line, and does not continue beyond the cadence, we call it cadence-transition. The first *flat* key is seldom used thus, but

see Ex. 141. We write cadence-transition in the "Imperfect" manner—that is, with *fe* or *ta*.

The Cadential Movement of the Bass.—| d : r | s or | r : r | s₁ sounds like | f : s | d or | s : s | d of the first sharp key, and suggests transition to the mind even without the *fe*.

LORD, WHILE FOR ALL.

Ex. 133. KEY A. *Firmly*.

Dr. Croft.

{	: d	m	: r	m	: d	r	: t ₁	d	: d	s	: r	m	: fe		(s	d)								
1.	Lord,		while		for		all		man -		kind		we		pray,		In		ov -		ry		clime		anú		coast,
2.	O		guard		our		shores		from		ev -		ry		foe,		With		peace		our		bor -		ders		bless;

St. Co. (New.)

* Or the third last accent.

{ s	f	r	m	d	f	m	r	t ₁	r	s	f	r	d̂
{ O	HEAR	US	FOR	OUR	NA -	TIVE	LAND,—The	land	we	love	the	most.	
{ m	r	t ₁	d	m ₁	l ₁	t ₁ d	t ₁ s ₁	f ₁	m ₁	f ₁	s ₁ f ₁	m ₁	
With	pros -	p'rous	times	our	cit -	ies	CROWN,	OUR	FIELDS	WITH	PLEN-TEOUS-	NESS.	

3 Unite us in the sacred love
Of knowledge, truth, and Thee,
And let our hills and valleys shout
THE SONGS OF LIBERTY.

4 *Lord of the nations! thus to Thee*
Our country we commend;
Be thou her refuge and her trust,
HER EVERLASTING FRIEND!

PRAISE TO GOD.

EX. 134. KEY A. *Joyfully.**German Chorale.*

{ m	r	d	m	s	f	m	—	l ₁	t ₁	d	r	t ₁	l ₁	s ₁	—
{ 1.	Praise	to	God! O	let	us	raise,		From	our	hearts	a	song	of	praise;	
{ d	t ₁	l ₁	d	t ₁ s ₁	l ₁ t ₁	d	—	f ₁	f ₁	m ₁	fe ₁	s ₁	fe ₁	s ₁	—
{ 2.	Praise	to	him	who	made	the	light,	Praise	to	him	who	gave	us	sight;	

{ d	t ₁	l ₁	d	f	m	r	—	s	f	m	r	d	t ₁	d	—
{ Of	that	good-ness	let	us	sing,			Whence	our	lives	and	bles-	sings	spring.	
{ m ₁	s ₁	f ₁	l ₁	t ₁ r	d l ₁	t ₁	—	m	r	d	f ₁	s ₁	- f ₁	m ₁	—
{ Praise	to	him	who	form'd	the	ear;		Will	he	not	his	chil-	dren	hear?	

3 Praise him for our happy hours;
Praise him for our varied powers;
For these thoughts that rise above,
For these hearts he made for love.

4 Praise his mercy that did send
Jesus for our guide and friend:
Praise him every heart and voice,
HIM WHO MAKES ALL WORLDS REJOICE.

Passing Transition.—The commonest form of the transition to the first *flat* key is that in which it makes a *passing* harmonic ornament, not in a cadence, but in the middle of a line or near the beginning. See Ex. 142, 144. The first sharp key is seldom used thus, but see Ex. 170, 171. We write *Passing transition* in the “improper” manner.

Extended Transition is that which is carried beyond a cadence. The first sharp key is much used in this way in hymn-tunes, often occupying the second or the third lines, and sometimes the greater part of both. See Ex. 135, 136, 137, 140.

The first *flat* key is seldom thus employed in tunes which are in popular use. It is rare to find such an example of it as Handel gives in Ex. 143.

The Exercises.—All the early transitions, and all the more difficult transitions which follow, should be well taught from the modulator. If this is not done transition will become a confusion instead of a beauty and a pleasure to the learner.

Missed Transitions.—If one “part” is silent while another changes key *twice*—when it enters *both* bridge-tones are given in some old music, thus *r̂* d, but this plan is not now adopted. When a part enters after others which are already in the new key the bridge-note is placed in brackets (d̂).

O SAVIOUR, GO BESIDE US.

Ex. 135. KEY E. *Gently.* M. 50.

(: d	m : r	m : l	s : f	m : l	s : f	m : r	m : -	-
1. O	Sa - viour, go	be -	side	us,	Wher -	ev - er	we may	go ;
: d	d : t ₁	d : f	m : r	d : f	m : r	d : t ₁	d : -	-
2. O	Shep - herd, go	be -	side	us,	And	lead thy	faint - ing	flock ;

B. t.

f. E.

(: s d	r : m	f : m	r : -	d : l ₁ m	f : m	r : r	d : -	-
And	let no	harm be -	side	us,	From	ma - lice	of the	foe.
: s ₁ d ₁	t ₂ : d ₁	l ₁ : s ₁	f ₁ : -	m ₁ : f ₁ d	t ₁ : d	f ₁ : s ₁	d : -	-
With	pas - tures	green pro -	vide	us,	And	well - springs	from the	rock.

3 O Master, stay beside us,
Our hearts with wisdom store ;
Be strength and grace supplied us,
To grow for evermore.

4 O Father, go beside us,
Till all our wand'rings end ;
LET WEAL NOR WOE DIVIDE US
FROM THEE, OUR FAITHFUL FRIEND.

LO! MY SHEPHERD'S HAND.

Ex. 136. KEY F.

C. t.

A. Stone.

(d : r	m : m	f : m	r : -	m ₁ : t	d ¹ : r ¹	m ¹ : r ¹	d ¹ : -
1. Lo! my	Shep - herd's	hand di -	vine!	Want shall	nev - er	more be	mine ;
d : t ₁	d : d	l ₁ : d	t ₁ : -	d f : r	m : f	s : f	m : -
2. When I	faint with	sum - mer's	heat,	He shall	lead my	wea - ry	feet

f. F.

(l ₁ m : m	f : f	r : r	m : -	s : f	m : r	d : t ₁	d : -
In a	pas - ture	fair and	large,	He shall	feed his	hap - py	charge.
f d : d	r : r	t ₁ : s ₁	d : -	m : r	d : f ₁	s ₁ : -	f ₁ m ₁ : -
To the	streams that	still and	slow,	Through the	ver - dant	mea - dows	flow.

3 He my soul anew shall frame ;
And his mercies to proclaim,
When thro' devious paths I stray,
Teach my steps the better way.

4 Though the dreary vale I tread,
By the shades of death o'erspread,
There I walk from terror free,
STILL PROTECTED, LORD, BY THEE.

Words by *Tupper.*

COURAGE!

Music by *A. L. C.*Ex. 137. KEY B^b. *Boldly.* M. 112.

(s ₁ : - . s ₁ s ₁ : l ₁ , t ₁	d : - t ₁ :	s ₁ : - . s ₁ l ₁ , t ₁ : d . r	m : - r :
Dan - gers do	not	dare	me,
s ₁ : - . f ₁ m ₁ : r ₁	d ₁ : m ₁ s ₁ :	f ₁ : - . f ₁ f ₁ : m ₁ , r ₁	d ₁ : d t ₁ :
s ₁ : - . f ₁ m ₁ : r ₁	d ₁ : m ₁ s ₁ :	f ₁ : - . f ₁ f ₁ : m ₁ , r ₁	d ₁ : d t ₁ :

F. t.

(r : - . d t ₁ , d : r . m	f : - f :	fet : - . t t : t	d ¹ : - d : -
God, my guide, I'll	bear	me	
t ₁ : - . l ₁ s ₁ : f ₁ , m ₁	r ₁ : - r :	Man - fully	for ev - er.
t ₁ : - . l ₁ s ₁ : f ₁ , m ₁	r ₁ : - r :	r s : - . s s : f	m : - d : -

St. Co. (New).

f. B7.

{	f d : - . t. r : d	t ₁ : - l ₁ :	m : - . r f : m	r : - d :	}
	Trou - ble's dark-est	hour,	Shall not make me	cow - er	
	l ₁ m ₁ : - . s. f ₁ : m ₁	f ₁ : - f ₁ :	d : - . t. l ₁ : s ₁	f ₁ : - m ₁ :	}

{	d : - . r m : f	s : - l :	t ₁ t ₁ : - f . f : -	m . d : - - :	
	To the Spec- tre's	pow - er,	Never, never,	never!	
	d : - . t. d : l ₁	m ₁ : - f ₁ :	s ₁ s ₁ : - s ₁ s ₁ : -	s ₁ m ₁ : - - :	

2 Up, my heart, and brace thee,
While the perils face thee,
In thyself encase thee
Manfully for ever.
Foes may howl around me,
Fears may hunt and hound me,—
Shall their yells confound me?
Never, never, never!

3 Constant, calm, unfeeling,
Boldly persevering,
In good conscience steering
Manfully for ever.
Winds and waves defying
And on God relying,
Shall he find me flying?
Never, never, never!

Ex. 138. Let this be practised until each syllable (A - and men) can be taken with one breath.

KEY C. M. 80.

G. t.

Mainzer.

{	d ^l : - - : -	- : - t : -	d ^f : l s : f	- : m . r m : d	}
	A - - -	- - -	- - -	men, A -	
	d : m l : s	f : r s : f	m ₁ l ₁ : - t ₁ : -	d : - d :	}

f. C.

{	- : m l : s	f : r s : f	m ^t : s l : t	d ^l : - - :	
	- - -	- - -	- - -	men.	
	d : - - : -	- : - t ₁ : -	d _s : - - : f	m : - - :	

O LITTLE CHILD, LIE STILL.

Words from the "Lamp of Love."

A. L. C.

Ex. 139. KEY D. Softly. M. 96.

{	: m	m : r	: m	s : - : f	m : - : r	r : - : -	d : r : m	}
1. O	lit -	tle	child,	lie	still	and	sleep!	Je - sus is
2. O	lit -	tle	child,	lie	still	and	rest,—	He sweet - ly
	d	d : t ₁	: d	m : - : r	d : - : t ₁	t ₁ : - : -	d : d : d	}
3. O	lit -	tle	child,	when	thou	must	die,	Fear no - thing
4. Then	with	thy	an - -	gel	wings	quick	grown,	Shalt thou as -

{	r : - : r	r : m : fe	s : - : (s)	s : l : t	d ^l : - : m	}		
near,	THOU	NEED'ST	NOT	FEAR;—	No one	need	fear	whom
sleeps	whom	Je -	sus	keeps,—	And	in	the	morn - ing
t ₁ : - : t ₁	d : - : d	t ₁ : - : (m)	m : - : f	r : m : - : d	}			
then,—	But	say	A -	men!	To	God's	com -	mand,
cend,	To	meet	thy	Friend,—	Je - sus	the	lit -	tle

St. Co. (New).

{	m : - : r	r : - : m	s : - : -	f : - : -	m : - : s	s : l : t	}
	God doth keep, By day or night. Then lay thee	wake, so blest, His CHILD to BE, Love ev - ry	d : - : t ₁	t ₁ : - : d	t ₁ : - : -	d : - : m	m : f : r
	qui - et lie In his kind hand Till he shall	child will own - Safe, at his side! And thou shalt					

{	d ^l : - : m	m : - : r	r : - : m	r : - : -	r : - : m	d : -	}
	down in slum - ber deep Till morn - ing light.	one, 'but love him best; - He first lov'd thee.	m : - : d	d : - : t ₁	t ₁ : - : d	d : - : t ₁	t ₁ : - : -
	say, "Dear child, come fly To HEAVEN'S BRIGHT LAND."	live be - fore the throne, Be - CAUSE HE DIED!					

BLEST BE THE HOUR.

Tune "Dublin."

Ex. 140. KEY G.

D. t.

{	m	m : s	f	m : r	d	r : l ₁	t ₁	d : -	r s	}
	1. Blest	be the	hour when	friends shall	meet,	Shall				
	2. Sweet	hope,	deep	cher - ish'd,	not	in	vain,	Now		

f. G.

{	l : t	d ^l	f : m	r	d : -	f d	r : -	m	f : -	m	}
	meet to	part no	more, And	with ce - les - tial	f : -	m	r : d	t ₁	d : -	t ₁	d
	thou art	rich - ly	crown'd, All	that was	dead	re -					

{	r : m	d	d : t ₁	s ₁	s : f	m	r : l ₁	t ₁	d : -	}	
	wel - come	greet, On	an - im - mor - tal	shore.	s ₁ : -	s ₁	t ₁ : -	d	f ₁ : -	f ₁	m ₁ : -
	vives a - gain;	All that	was lost	is found.							

3 And while remembrance, lingering still,
 Draws joy from sorrowing hours,
 New prospects rise, new pleasures fill
 The soul's capacious powers.

4 Their Father fans their generous flame,
 And looks complacent down;
 The smile that owns their filial claim
 IS THEIR IMMORTAL CROWN.

HALLELUJAH.

Ex. 141. KEY C. M. 72.

Natorp.

{	d : -	m : -	s : s	:	d ^l : -	ta : -	ta : l	:	}
	Hal - le - lu - jah!	Hal - le - lu - jah!							
	d : -	d : -	m : m	:	d : r	m : -	f : f	:	

St. Co. (New).

f	r^l : -	d^l : -	d^l : t	:	ff	f^l : -	f^l : -	m^l : -	f^l : -
	Hal -	le -	lu - jah!	:		Hal -	le -	lu -	jah!
	r : m	fe : -	s : s	:		s : l	t : -	d^l : -	f : -

f^l	: -	m^l	: -	r^l	: -	-	: -	d^l	: -	:
Hal	-	le	-	lu	-	-	-	jah!		
f	: -	d^l	: -	s	: -	-	: -	d	: -	:

Ex. 142. KEY B♭. M. 58.

THROUGH THE DAY.

s_1 : d	t_1 : d	r : d . t ₁ d : d	m : m	r . d : t ₁	l_1 : l ₁	s_1 : -
1. Through the day	thy	love has spar'd us,	Now we	lay us	down to	rest;
m_1 : m_1	s_1 : l ₁	f_1 : s_1 m_1 : m_1	d : d	t_1 . l ₁ : s_1	s_1 : fe ₁	s_1 : -
2. Pil - grims here	on	earth, and strang-ers,	Dwell-ing	in the	midst of	foes;

s_1 : d	t_1 : d	r : d . t ₁ d : d	m : m	r . d : t ₁	l_1 : l ₁	s_1 : -
Through the si - lent	watch-es	guard us.	Let no	foe our	peace mo - lest:	
m_1 : m_1	s_1 : l ₁	f_1 : s_1 m_1 : m_1	d : d	t_1 . l ₁ : s_1	s_1 : fe ₁	s_1 : -
Us and ours pre -	serve from dang - ers,	In	thine arms may	we	re - pose,	

d : ta ₁ l ₁ : l ₁	r : d t ₁ : -	d : r	m : f	m : r	d : -
Je - sus, now our	guar - dian be,	Sweet it is to	trust in	thee.	
d ₁ : m_1 f ₁ : f ₁	r ₁ : fe ₁ s ₁ : -	m_1 : f ₁ s ₁ : l ₁	s ₁ : s ₁	d : -	
And, when life's short	day is past,	Rest with thee in	heav'n at	last.	

Ex. 143. KEY F.

f. B♭.

GREAT IS THE LORD.

Handel.

d : m	f	s : -	: d ₁ s	f : -	: m	r : -	: m	l_1 : t ₁	d
1. Great is	the	Lord:	his	works	of	might	De -	mand	our
d : d	: r	m : -	: m t ₁	l_1 : -	: d	s_1 : -	: d ₁	f ₁ : r ₁	m_1
2. Great is	the	mer -	cy	of	the	Lord;	He	gives	his

F. t.

d . r : m	: r	d : -	: -	t ₁ m : s . f : m	m : r	d	d ^l : t . l : s . f
no -	blest	songs:		Let his	as -	sem -	bled
m_1 . f ₁ : s ₁	: s ₁	d ₁ : -	: -	s ₁ d : m . r : d	d : t ₁	: d	saints u -
child -	ren	food;		And, ev -	er	mind -	ful
							of
							his

m : r	: m	l_1 : t ₁	: d	d . r : m	: r	d : -	: -
nite	Their	har -	mo -	ny	of	tongues.	
d : t ₁	: d . m ₁	f ₁ : -	: m ₁	l_1 : s ₁	: s ₁	d : -	: -
word,	He	makes	his	pro -	mise	good.	

St. Co. (New).

"O'ER THE DARK WAVE OF GALILEE."

Ex. 144. KEY B \mathcal{O} . M. 72. Words by *Russell*.

A. L. C.

m : r : d	t ₁ : l ₁ : s ₁	l ₁ : — : t ₁	d : — : —	s ₁ : l : t _a ₁
1 O'er the dark	wave of Gal	- i -	lee	The gloom of
d ₁ : r ₁ : m ₁	f ₁ : — : m ₁	f ₁ : — : s ₁ .f ₁	m ₁ : — : —	m ₁ : f ₁ : s ₁
2 The wea - ry	bird hath left	the	air,	And sunk in -

l ₁ : — : r	l ₁ : t ₁ : d	t ₁ : — : —	m : r : d	t ₁ : l ₁ : s ₁
twi - light	ga - thers	fast,	And on the	wa - ters
f ₁ : — : f ₁	e : s ₁ : s ₁	l ₁ s ₁ : — : —	d ₁ : r ₁ : m ₁	f ₁ : — : m ₁
to his	shel - ter'd	nest;	The wand - 'ring	beast hath

l ₁ : — : t ₁	d : — : —	r : m : f	m : d : r	d : — : t ₁	d : — : —
drear - i - ly	De - scends the	fit - ful	ev - 'ning	blast.	
f ₁ : — : s ₁ .f ₁	m ₁ : — : —	f ₁ : m ₁ : r ₁	d ₁ : m ₁ : f ₁	m ₁ : — : r ₁	d ₁ : — : —
sought his	lair,	And laid him	down to	wel - come	rest.

3 Still, near the lake, with weary tread,
Lingers a form of human kind;
And, from his lone, unsheltered head,
Flows the chill night-damp on the wind.

Beasts have their dens, the bird its nest;—
He hath not where to lay his head.

4 Why seeks not he a home of rest?
Why seeks not he the pillowed bed?

5 Such was the lot he freely chose,
To bless, to save, the human race;
And, through his poverty, there flows
A rich, full stream of heavenly grace.

I LOVE MY LOVE.

Ex. 145. KEY C. M. 88, twice. Words by *Charles Mackay*.

A. L. C.

s : m : s	l : — : s	s : — : f	m : — : d'	d' : t	d' : m' : — : d'	t : — : —
1 Whatis the mean - ing	of the song	That	rings	so clear	and	loud,
m : d : m	f : — : m	m : — : r	d : — : m	m : r	m d : — : m	s : — : —
2 Whatis the mean - ing	of thy thought,	O	maid - en	fair	and	young?
3 O hap - py words!	at Beau - ty's feet	We	sing	themere	our	prime;

l - : : t	d' : — : m	s : — : t	d' : — : m	s : — : m'	m' : f' : m' r' : d' : t
Thou night - in - gale	a - mid	the copse,—Thou	lark	a - bove	the
l - : : s.f	m : — : d	t ₁ : — : s.f	m : — : d	t ₁ : — : d	s : l : s f : m : r
There is	such plea - sure	in	thine eyes,	Such	mu - sic on thy
And when	the ear - ly	sum - mers	pass,	And	care comes on with

St. Co. (New).

		G. t									
{	d' :- :- - : :	d' f	m :- : m	m :- : r	d :- : t ₁	d :- : (s)					
	cloud?	What	says	thy	song,	thou	joy	-	ous	thrush,	
{	m :- :- - : :	m l, t,	d :- : s ₁	s ₁ :- : f ₁	m ₁ :- : r ₁	m ₁ :- : (m ₁)					
	tongue;	There	is	such	g'lo	-	ry	on	thy	face—	
{	Time,	Still	be	it	ours,	in	care's	des	-	pite,	To
					f. C.						

{	s : s ₁ : s ₁ t ₁ :- : s ₁	d :- : - - : -								
	Up in the wal - nut	tree?								
{	m ₁ : m ₁ : m ₁ f ₁ :- : f ₁	m ₁ :- : - - : -								
	What can the mean - ing	be?								
{	join in the cho - rus	free—								
					f. C.					

{	d' :- : d' t :- : t	d' :- : - r' :- : -	m' :- : - - : -							
	cause I know My	love	loves	me,	I	love	my			
{	m :- : d. m	s :- : f	m :- : - s :- : -	d' :- : - - : -						

{	l :- : t	d' :- : d' t :- : s	m' :- : - r' :- : -	d' :- : - - : -				
	love be- cause I know My	love	loves	me."				
{	f :- : r	m :- : d. m	s :- : s	s :- : - f :- : -				

Pitching Tunes.—By this time the pupil is probably possessed of a C' tuning fork, but that should not prevent (it should rather promote) his constantly exercising himself to remember "one C" (C') as recommended p. 29. In pitching the key F, it is useful to suppose your C' s, and fall on your key-note thus, s m d. The pupil will not now find it necessary to run down to G, but will fall upon it at once from his C'. E may be pitched by falling to m, thus, C'd' s m - r'd. A may be pitched by falling on l, thus, C'd' l - r'd. D may be pitched thus C'd' r' - r'd'. The key may be pitched a little higher (sharper) or a little lower (flatter) than any tone of the "standard scale of pitch," p. 29. The tones thus required are named "F sharp," "E flat," &c., and the sign ♯ is used for "flat," and ♯ for "sharp." A sharp bears no relation to the tone below it and after which, for convenience, it is named, but its relation is to the tone above it. To that tone it is an under-little-step, as t₁ to d. It is like the f, in transition, changed into f. In order to strike it correctly we sing the tone above and then smoothly descend a little step to it. A flat bears no relation to the

tone above it and after which it is named. It is an over-little-step (as f to m) to the tone below it. It is like the t, in transition, changed into ta. To pitch it correctly in the cases of A ♯, G ♯, and D ♯, we should sing the tone below and then rise to it a little step. But in the more commonly used keys of B ♯ and E ♯ it is easier and surer to pitch thus:—For B ♯ suppose your C' to be s and sing s f - r'd. For E ♯, suppose it to be l and rise stepwise to d', thus, C' l - t' d'.

Recitation.—The art of reciting well on one tone is a very difficult but exceedingly beautiful one. A pure and exact enunciation, making every word stand out as it were in bright colours before you, is a wonderful charm even in common speech, but when one listens to the clear utterance of some great singer, words seem like old friends arrayed in startling beauty and inspired with new power. A good elocutionary recitation depends on the study and practice of the most suitable rhythms, emphases, and pauses for expressing well the meaning of the words, and on a thorough mastery and careful practice of the articulations and vowels of speech. The emphasis of words belongs to elocution rather

than to singing. The choice of accent also, in words set to music, belongs to the composer rather than to the performer. Varieties of rhythm the pupil will learn in the study of chanting. But the consonants and vowels, the articulations and continuations of voice, are proper objects of the singer's study. Of these, the vowels or continuations are the more important to the singer, because on them alone can a good tone be prolonged, and every fault a man has in speaking vowels is greatly magnified the moment he begins to sing. But the vowels have already been practised to some extent in connexion with the voice exercises, and will be studied more fully in the next step. Besides, in first attracting the attention of the pupil to the action of his vocal organs it is easier to begin with the consonants. In preparing the scheme of exercises on consonants and vowels, the author has been greatly aided by old studies of Dr. Rush on the Voice, and by Mr. Melville Bell's "Visible Speech" and "Dictionary of Sounds." But his chief help has come from the generous and patient personal assistance of Mr. Alexander J. Ellis, author of "English Phonetics," "Early English Pronunciation," and other works.

An **Articulation** is a joint. A joint implies in this case both a separation and a connexion of spoken sounds. The lips may come into contact with one another, or the lip touch the upper teeth, or the tongue touch teeth or palate. There may be thus an absolute or nearly absolute stopping of the vowel sounds. And these points of separation are also made points of junction. They are joints or articulations.

Qualities of articulation.—If the student produces strongly P and B, without any distinct vowel following them, as in *la-p, tu-b*, he will soon notice that P has a hard quality and gives nothing but breath; that B has a softer quality and something of voice in it. In fact the larynx takes part in the act of articulation. The same differences may be easily noticed between the Tip-tongue articulations T as in *pe-t*, and D as in *mai-d*, and between the Back-tongue articulations K as in *seek*, and G as in *plag(ue)*. These we propose to call the two qualities of articulation,—the **Breath quality**, and the **Voice quality**.

Modes of Articulation.—If the student pronounces carefully the Lip-articulations P as in *shee-p*, WH as in *wh-ile*, and with the use of the teeth F as in *li-f(e)*, he will soon notice that in

producing P the lips *shut* the passage of the breath; that in WH they give it a narrow *central* opening; and that in F they oblige the breath to force its way through chinks on *both sides* of the point of junction. It is easy to notice the same difference of passage in producing the Tip-tongue articulations T (with shut passage) as in *be-t*, S (with central opening) as in *la-ss*, SH (central) as in *la-sh*, and TH (with side openings) as in *wra-th*; and in the Back-tongue articulation K (shut) as in *la-k(e)*, and Mid-tongue Y (central) as in *y-oung*. Again, there is the trill or tremulous motion of the tip of the tongue for the rough R (written R') as in *herring*,—and a peculiar mode of articulation called nasal, in which the voice resounds within the nose, as for M, N, and NG. These we propose to call the five Modes of articulation: shut, central, side, trilled, and nasal.

Organs of Articulation.—The muscles of articulation reside chiefly in the lips and the tongue, for the teeth and the palate are comparatively stationary. The work has to be done by the Lips, or by the Tip, the Middle or the Back of the tongue. We may call the Lips, the Tip, Middle, and Back of the tongue the *four organs* of articulation. These Organs, Modes, and Qualities produce the following:—

The Lip articulations, P, B, WH, W, and M, are easily understood. But it will be seen that in F and V the upper teeth act with the lower lips in making the articulation.

The Tip-tongue articulations, T, D, I, N, and the trilled R' are also quickly understood. For TH, DH it will be seen that the tip of the tongue acts against the teeth. S, Z, and SH, ZH require both the tip and middle of the tongue, the teeth and lips also usually acting. S, Z use the tip more decidedly than SH, ZH. The letters DH, ZH, are commonly used by elocutionists to represent the soft forms of TH, SH.

The trilled R' occurs only before vowels. When not before a vowel, R is vocal and modifies the preceding vowel, forming diphthongs. See pp. 143, 144.

YH and Y require no explanation.

CH and J are double articulations, or consonantal diphthongs, and might be spelt TSH and DZH. Hence they are not included in the table.

The Aspirate H is simply the sound of breath driven sharply through the open larynx. Its impulse comes from the muscular floor on which the lungs rest. See p. 96.

TABLE OF ENGLISH ARTICULATIONS.*

	LIPS.		TIP-TONGUE.				BACK-TONGUE.	
	Lips.	Teeth.	Palate.	Mid-tongue.				
SHUT.								
Breath.	P <i>pea</i>	— —	T <i>toe</i>	— —	— —	— —	K <i>keen</i>	
Voice	B <i>bee</i>	— —	D <i>doe</i>	— —	— —	— —	G <i>gain</i>	
CENTRAL.								
Breath.	WH <i>wheel</i>	F <i>feel</i>	TH <i>thin</i>	— —	S <i>seal</i>	SH <i>rush</i>	YH <i>how</i> <i>(yheu)</i>	—
Voice.	W <i>weal</i>	V <i>veal</i>	DH <i>then</i>	— —	Z <i>zeal</i>	ZH <i>rouge</i> <i>(roozh)</i>	Y <i>you</i>	—
SIDE.								
Breath.	— —	— —	— —	— —	— —	— —	— —	—
Voice.	— —	— —	— —	L <i>lay</i>	— —	— —	— —	—
TRILLED.								
Voice.	— —	— —	— —	R <i>ray</i>	— —	— —	— —	—
NASAL.								
Voice.	M <i>sun</i>	— —	— —	N <i>sun</i>	— —	— —	— —	NG <i>sung</i>

How to sing a consonant.—A study of the above table will shew how little there is in any of the consonants which can be sung. The breath articulations with shut posture, P, T, K, have positively no sound; the hisses WH, F, TH, S, SH, YH, cannot be sung at all, and should be made as short as possible; the buzzes W, V, DH, Z, ZH, Y, are very disagreeable when continued, although it is just possible to sing them; the voice articulations with shut posture B, D, G, are far too smothered for singing; and although L, R, M, N, and NG may be more or less murmured or hummed, they cannot be properly sung. In passing, however, from consonant to vowel and vowel to consonant, that is from one fixed position to another, the organs necessarily assume an end-

less number of intermediate positions, and voice being uttered during the time of this change, there results a varying sound, which may be called a Glide. This is not a glide in pitch, but in vowel qualities. The organs do not change much, and there is comparatively little glide between *b* and *oo*, but there is a great change in the organs, and therefore a considerable glide between *b* and *ee*. A similar difference may be observed between the Glides *k* to *ai*, and *k* to *oa*. It should be noticed that as long as any two sounds, for example *m* and *ee*, are kept separate, however closely they are put together, there is no syllable. It is the glide which makes sounds into syllables. Indeed the only part of a consonantal effect which can be really sung is the glide. The exercise of singing a consonant, therefore, consists of making this glide conspicuous by opening the mouth well for the vowel and closing it smartly for the consonant. All real intelligibility in singing depends upon the manner in which the singer brings out the glide, taking care not to introduce puffs, or to prolong hisses or buzzes. On this exercise he will then concentrate his attention.

Ex. 146. Enunciation Exercises on the Lip articulations. Let the following lines be sung as in a chant, on the tone G, the pupils taking extreme care to make the requisite distinctions of articulation and to bring out the glide. When an exercise has been sung to the open *aa* it should be practised with the other principal vowels *ai*, *ee*, *au*, *oa*, *oo*; for each vowel will introduce a new glide.

- : . The | lips-pro : duce-with | shut : passage | $\overset{>}{paa}$: $\overset{>}{baa}$ | $\overset{>}{maa}$: | $\overset{>}{aap}$: $\overset{>}{aab}$ | $\overset{>}{aam}$: | $\overset{+}{aap}$: $\overset{+}{paa}$ |
 - : . The | lips-pro : duce-with | central : passage | $\overset{>}{whaa}$: $\overset{>}{waa}$ | $\overset{>}{whaa}$: $\overset{>}{waa}$ | &c.
 - : . The | lips-pro : duce-with | central : passage | $\overset{>}{faa}$: $\overset{>}{vaa}$ | $\overset{>}{faa}$: $\overset{>}{vaa}$ | $\overset{>}{aaf}$: $\overset{>}{aav}$ | $\overset{>}{aaf}$: $\overset{>}{faa}$ | $\overset{>}{aav}$: $\overset{>}{vaa}$ |
- St. Co. (New.) * For Diagrams see "Teacher's Manual," p. 193. + Don't open lips. † Note, p. 62.

Ex. 147. Enunciation Exercises on the Tip-tongue articulations.

: .The | Tip : tongue-pro | duces : .with | shut : passage | \overline{taa} : \overline{daa} | \overline{naa} : | \overline{aat} : \overline{aad} | \overline{aan} :
 | \overline{aat} : \overline{taa} | \overline{aad} : \overline{daa} |
 : .The | Tip : tongue-pro | duces : .with | centra : passage | \overline{sa} : \overline{za} | \overline{sa} : &c. *
 : .The | Tip : tongue-pro | duces : .with | central : passage | \overline{thaa} : \overline{dhaa} | \overline{laa} : | \overline{aath} : \overline{aadh} | \overline{aa} :
 : | \overline{aath} : \overline{thaa} | \overline{aadh} : \overline{dhaa} | &c.

Ex. 148. Enunciation Exercises on the Mid, Back, and trilled-Tip-tongue articulations.

: .The | Mid : tongue-pro | duces : .with | central : passage | \overline{sha} : \overline{zha} | \overline{aash} : \overline{aazh} |
 : .The | Back : tongue-pro | duces : .with | shut : passage | \overline{kaa} : \overline{gaa} | \overline{ngaa} : | \overline{aak} : \overline{aag} | \overline{aang} :
 : .The | Tip : tongue | trilled : .pro | duces : with | central : passage | \overline{raa} : \overline{raa} | \overline{araa} : \overline{araa} |

Ex. 149. Pronunciation of the Lip articulations. Recite on one tone (G) paying exact attention to the thick letters. This will require close attention to a careful pattern. Where the pronunciation varies from the spelling, the proper phonetic letters are introduced. The ending articulations and the double articulations are very difficult in singing. They must be delivered very *distinctly* but very *quickly*.

Cap, eab, pull, bull, cup, cub, pet, bet, mop, mob, babe, babble, bump, peep, stopcock, upmost, leapt, map, member, film, minimum, mumble, triumph.

When, wen, where, ware, while, wile, whither, wither, whim, whip, wharf, whatm, whimper, whistle, whiff.

Fain, vain, fault, vault, fear, veer, loist, voiced, life, five, serf, serve, safe, save, muff, puff, move, love.

Ex. 150. Pronunciation of the Tip-tongue articulations.

Bet, bed, tire, dire, neat, need, troll, droll, colt, cold, batch, badge, writer, rider, tight, tied, titilate, tetragon, tittle-tattle, tantalize, avidity, oddity, meditate, paint, pained, painless, nap, map, son, some, muttn, saddn.

Moss, moth, face, faith, seal, zeal, ice, eyes, base, baize, sport, store, skope, sere, smile, swear, sue, suit, jezuit, spazms, feasts, fifths, desks, zest, assassin, sashes.

Death, deaf, loth, loaf, thew, few, thrill, frill, path, padhs, oath, oadhz, mouth, moudhz, lath, ladhs, clodhz, close, ladhe, lave, owez, loathsome, loadheth, fair, fair'er, near, near'er, err, err'ing, fir, mirr'or, br'ide, thr'ee, eer'ly, r'ever'y, pr'uder'y, litter'ally, liter'ary, holdy, worldlyly, listlessly, jollily, blidhely, boldly, falsely, foully, eel-like, ill-look, play, flame, glass, slave, saddle, kettle.

Ex. 151. Pronunciation of the Mid and Back-tongue articulations.

Kape, gape, klass, glass, karter, garter, krats, grate, back, bag, duck, dug, peck, peg, pick, pig, frock, frog packt, akt, sekt, strikt, picknick, quikset, klik-klak, krickel, clang, clan, thing, thin, dinging, dinning, singing, sinning, angktious, compungktion, congkord, ungtuous, fungktion, longest, long-gest, rung, run.

Ashes, asses, shine, sign, Greeshian, adhezshion, shaises, incizhion, speeshial, seizhure, Rushian, treazhure, shreved, vishion, suspishious, intruzhion, batch, baj, batz, etch, lej, frets, leech, liej, beats.

Ear, year, ooze, yeuz, booty, byuty, do, dea (dew, due), pyure, tyune.

Ex. 152. Error exercises on the articulations.

“Foller,” follow, window, sorrow, pillow, shallow. “Runnin,” running, writing, speaking, walking, singing. “Laud,” lord, storm, worm, far, first, smart, worst. “Gwacious,” gracious, great, green, rich, rest, rough, right. “appy,” happy, heaven, hymn, hail, when, why, which, while. “Hone,” own, and, air, ill, eye.

St. Co. (New.)

* Don't let *naa* dh run into *dth*, nor *z* into *zs*, nor *v* into *vf*.

"The soldier's steer," the soldier's tear.
 "That lasts till night," that last still night.
 "Study deceit," studied deceit.
 "A languid aim," a languid dame.
 "His cry moved on," his crime moved on.

"Luxurious oil," luxurious soil.
 "Pray to nobody," prate to nobody.
 "Make lean your heart," make clean your heart.
 "Proof of utility," proof of futility.
 "Beer descending," beard descending on his breast.

Collective Reading.—This practice, commenced in the second step, p. 15, should now be revived with great care and constancy.

Pulses and Accents in Public Speaking.—Any one who listens to a good public speaker may notice that the *pulses* of his speech are of equal length and constant recurrence, like those of music,—but that he has a greater liberty of *accent*. His accents sometimes fall so as to divide the pulses into three-pulse measure, but more commonly into two-pulse measure. Some public speakers even beat time with their hands while they speak, and nothing interrupts the regularity of their movement but this occasional introduction of a three-pulse measure. Both in poetry and in music if we begin in three-pulse measure or in two-pulse measure, we must continue in it. But in prose the two-pulse and three-pulse measures are continually intermixed in the same line. Let the pupil try to speak, in a clear declamatory tone, and with proper emphasis, the following words, and to mark the pulses and accents of his voice as he does so. He will then soon understand our meaning:—"And suddenly there was with the angel a multitude of the heavenly host." The words "heavenly host" we may, for the moment, leave out of consideration, because in chanting they would belong to the cadence, and the cadence is rhythmical music—not recitation.

If we recite these words on a single musical tone, and then write down the rhythms we have used, they will probably have the following appearance:—

}	: 1	Two-pulse Measure.		Two-pulse Measure.	
		1 . 1	: 1 . 1	1	: 1 . 1
	And	sudden ly-there		was with-the	
}	Three-pulse Measure.		Three-pulse Measure.		
	1	: 1	: 1	1 . 1	: 1 . 1
	an - gel		' a		multi tude of-the

Here you notice that the first and second measures are of two beats, while the third and fourth are of three beats. Some of the old church chants had three-pulse cadences or closes, but in the recitations the frequent occurrence of three-pulse measures is

recognised by all who observe with care. Even the following well-known musical responses shew the natural tendency to the mixed-measures of *speech* in distinction from the unchanging measures of song. They are here given in various rhythmic forms, as we find them in the "uses" of different cathedrals. In the three-pulse forms we may notice the *heaviness* of the second pulse when this measure is sung slowly. Let each example be sung in exact time and accent.

KEY F.
 { | d : — | l₁ : t₁ | d : — ||
 { | Spare us good | Lord. ||

KEY F.
 { | d : l₁ : t₁ | d : — ||
 { | Spare us good | Lord. ||

KEY A.
 { | d . d : d | d : — . d | l₁ . l₁ : t₁ | d : — ||
 { | We beseech | thee to | hear us good | Lord. ||

KEY A.
 { : d . d | d : d . d | d : l₁ : t₁ | d : — ||
 { | We be- seech thee to | hear us good | Lord. ||

KEY G.
 { | : d | d : d . d | d : — . l₁ | l₁ : — ||
 { | And bless thine in- | her - i - tance. ||

KEY G.
 { : d | d : d : — . t₁ | l₁ . l₁ : l₁ ||
 { | And | bless thine in- | her - i - tance. ||

And, in reciting "Thou art the everlasting Son," every one will admit that it is better to use the three-pulse measure, thus—

| Thou : art-the : ever | last : ing | Son—
 than to sing thus—
 | Thou : art-the | ever : lasting | Son—

Chanting.—The chant is intended to aid the united recitation of prose words by many people. It supplies, therefore, a single tone for the *recitation*, and a short musical phrase for the *cadence* of each line of the words. A melodic cadence at the

end of sentences, is natural to public speakers when they rise into an excited state of mind: whether they be fishwomen quarrelling in Billingsgate, or preachers closing their discourses among the mountains of Wales or of Scotland, or even ministers of the Society of Friends speaking or praying under strong emotion. The reciting tone may be as long or as short as the words require. It is indicated by a Hold \curvearrowright placed over the note. This elasticity of the reciting tone should always be kept in mind by the accompanist as well as the singer. The music of a chant should always be learnt *familiarly* and by rote, before it is sung to words. Then the words should be taken *line by line*, and *taataid* by pattern, clearly recited by pattern, and sung to the music. At the present step the pupil must obey exactly the marking of the recitations. Afterwards he may learn to make "markings" of his own. The present labour will be repaid not only by the great enjoyment there is in a freely delivered chant, but also by marked and valuable improvement in Rhythmical Perception. The teacher can beat time in pulses, or better still, use a metronome. If he uses a baton let it move simply from left to right and back again; he will then have his accent sometimes on one side and sometimes on the other.

Ex. 153. Learn as above the rhythms of Ex. 123. Notice cases of three-pulse measures in the recitations *next before* the first cadence of the first verse, the second cadence of the second verse, the first cadence of the third, and the first cadence of the last verse. Two-pulse measures are much more common in this position.

Ex. 154. Learn as above the rhythms of Ex. 124.

Ex. 155. Ditto Ex. 125. Notice three-pulse measures from the beginning of the first recitation of the first verse, of the first recitation of the third verse, of the first recitation of the fourth verse, and of the first recitation of the fifth verse.

Ex. 156. Learn as above the rhythms of Ex. 126.

TIME.

The silent quarter-pulse is indicated, like the other silences, by a vacant space among the pulse-divisions. It is named *sa* on the accented and *se* on the unaccented part of the pulse. The time exercises should be taught as directed, p. 19.

Ex. 157.

{ | 1 : l .l | ,l .l,l : l .l ||
TAA TAA-TAI safatefe TAA-TAI

St. Co. (New).

KEY G.
| d : m .s | ,f .m,r : d d ||
KEY G.
| m : r .d | ,t, .d,r : m .m ||
KEY D.
| s : m .f | ,r .m,f : s .s |
KEY D.
| s : m .d | ,l .s,f : m .d ||

Ex. 158.

{ | l,l .l,l : l .l | l,l .l, : l,l .l, ||
| tafatefe TAATAI tafatefe tafatefe ||

KEY F.
| d,r .m,f : s .s | s,f .m, : m,r .d, ||
KEY F.
| m,r .d,t, : d .d | f,f .f, : m,m .m, ||
KEY D.
| s,m .d,m : s .m | r,m .f, : m,f .s, ||
KEY D.
| m,s .m,d : m .s | f,r .t, : s,m .d, ||

Thirds of a pulse are indicated by a comma turned to the right, thus—: , , ||. The first third of a pulse is named TAA, the second third TAI, the third third TEE, and the silences and continuations are named in the same manner as before.

Ex. 159.

{ | l : l .l .l | l ,l : l . ||
| TAA taataitee TAAfe TAASAI ||

KEY F.
| d : r ,m ,f | m ,.s : s ||
KEY F.
| m : f ,m ,r | m ,.d : d . ||
KEY A.
| s : m ,d ,m | s ,.s : s ||
KEY A.
| m : d ,l ,t, | d ,.d : d ||

Ex. 160.

{ | l .l : l : l ,l | l ,l ,l : l .l ||
| TAATAI TAAfe tataitee TAATAI ||

KEY F.
| d .r : m ,.f | m ,r ,d : r .d ||
KEY F.
| m .r : d ,.r | m ,f ,s : f .m ||
KEY A.
| d .s, : m ,.r | d ,t, ,d : m .r ||
KEY A.
| m .d : s ,.l | s ,f ,m : r .d ||

Ex. 161.

{ | l l l : l - l | l l . l l : l l | }
 taataitee ta-aitee tafatefe TAATAI

KEY F.

| d m s : m - d | d r m f s s ||

KEY F.

| s m d : m - s | s f m r d d ||

KEY A.

| d t d : m - d | r d r m d s ||

KEY A.

| m f m : r - m | s l s f m d ||

What is a pulse?—It will be noticed that the six-pulse exercises in this step move more quickly than Ex. 80, and that the time is most easily indicated by “beating twice to the measure,” as directed p. 24, and might have been written accordingly in two-pulse measure. Ex. 175 might have been written thus—

{ : s | s : - s | s : - s | s : - s | s : - s | }

{ | d' : - | l e t : d' l | s : d' | }

The present plan is only adopted for the sake of greater clearness to the eye in the time divisions. All such rapidly moving tunes should be *taataid* as “Two-pulse measure abounding in thirds.” It will also be noticed that many of the rhythms, given in our time-exercises might be written out more fully by making one measure into two. Tunes are differently written in this respect in the common notation as well as in the Tonic Sol-fa notation. Even Handel in one copy of a tune puts into two measures the music which in another copy he puts into one measure and in yet another into four measures. The principle which seems to guide composers is this. The quicker they wish the music to be sung the fewer measures they give it, and the slower they wish it sung the more measures they divide it into. They know that singing quickly makes the accents slighter and less observable, and that singing slowly develops accents which would otherwise have been scarcely noticed. As in common life it is only by occurrences that we can mark the flight of time, so in music it is only by accents that we can measure out our tones. The accents of a musical passage may be distinguished as the prin-

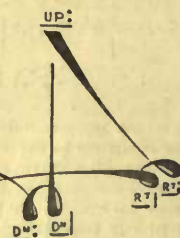
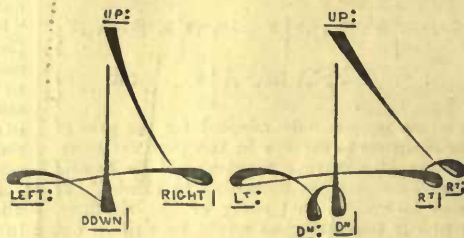
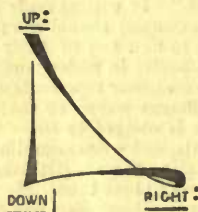
cipal and the subordinate ones. The principal accents should be marked by the divisions of a measure, and the subordinate accents by the divisions of a pulse. Whether any particular accent is principal or subordinate depends much on the rate at which the music is sung, and is always a matter of judgment. A pulse or beat we define as a unit of the principal and regularly recurring accents of a tune, but a pulse is not in all cases an absolute, undeniable, unmistakable unit. It is “a measure of estimation.” The composer sings or plays or *feels* his music, and where, in his estimation, the principal accents fall, there he writes the great pulses of his measure, the subordinate accents falling into their places *within* those pulses. But if the subordinate accents are numerous and regularly recurring, it is often better for the clear reading of his music that he should treat them as principal accents. Unfortunately in the common notation there is no certainty which note (crotchet, quaver, or minim) the composer means for a “beat.” If writers made it a law that the crotchet (for example) should always stand for what they mean to be a *beat* of their music, we should have no difficulty in understanding them, but even the same composer represents a pulse at different times in different ways; so that the Tonic Sol-fa translator is obliged to *listen* to the music, *feel* the accents, and write accordingly.

Beating Time.—Hitherto the pupil has not been allowed to beat time. He has only learnt to *sing* in time. Because no one can well learn two things at once, and, consequently, those who try to do so are constantly found beating to their singing instead of singing to an independent, steady beat. There are some, however, to whom the swing of the hand or the motion of the foot easily becomes instinctive. The beating goes on without need of thought or attention—like the swing of a pendulum. Such persons and such only can use *beating* in time as a criterion of *singing* in time. Hitherto the teacher has been the standard of time for his pupils. He has infused into them by watchfulness, by criticism, by decision, his own feeling of time. He is striving throughout to make his pupil's sense of *hearing* appreciate time; but when that failed, there was always his beating (communicating time through another sense, the sense of sight) to correct them. If he wishes, now, to give them a criterion of their own, he may proceed as follows. The teacher says, “Watch my beating, and do as I do.”

He beats the four-pulse measure at the rate of M. 60. The pupils imitate him. This should be done by one hand, silently, chiefly by the motion of the wrist (the thumb being always upwards), and with very little motion of the arm. The finger should pass swiftly and decidedly from one *point* of the beating to the next, and it should be held steadily at each point as long as the "pulse" lasts. When this is properly done, the teacher will say, "Now, you shall beat one measure, I the next, and so on." This not-easy exercise accomplished, a more difficult one is proposed. Let each pupil beat one measure, in turn, all taking care that there is no pause nor variation in the rate of movement. A more difficult exercise still—but most useful for establishing the sense of time in both ear and mind—will be for the teacher and pupils to beat time together for a few measures, and then at a

given signal to drop the hand, and pause for one, two, three, or more measures (as the teacher may have fixed beforehand), and to begin beating again at the right moment. In this exercise you will soon notice how fast time goes with the ardent temperaments, how slow with the heavy-minded, and how difficult it is for any one to attain an exact sense of time. The same series of exercises will be pursued in three-pulse measure, in two-pulse measure, and in six-pulse measure. A metronome may be introduced as a test, instead of the teacher's own judgment. There are various ways of beating time. We recommend the following as the most appropriate and the most clearly visible. The direction of the motion is from the thinner to the thicker end of each dash. The thick end of each dash shows the "point of rest" for each pulse.

TWO-PULSE MEASURE. THREE-PULSE MEASURE. FOUR-PULSE MEASURE. SIX-PULSE MEASURE.



NOTE.—It is better to beat the second pulse of "three-pulse measure" towards the right, than (as some do it) towards the left, because it thus corresponds with the medium beat of the "four-pulse measure," and the second pulse of three-pulse measure is like a medium pulse. It is commonly treated (both rhythmically and harmonically) as a continuation of the *first* pulse. Similar reasons show a propriety in the mode of beating recommended for "six-pulse measure;" but when this measure moves *very* quickly, it is beaten like the "two-pulse measure," giving a beat on each accented pulse.

M. 60.—Efforts to remember this rate and twice as fast, M. 120, and about *half* as fast again, M. 92, and between that and 60 *two* rates, M. 80 and M. 72, and between that and 120 *one* rate, M. 106, should be frequently made, as recommended, p. 34. By self discipline this can be done.

St. Co. (New.)

The Registers.—It has been shewn that the human voices make together one great organ—running through its various registers from the lowest bass to the highest soprano—so that the voices of a class containing men and women could run up one grand homogeneous scale of three or four octaves. See pp. 29 and 32. The compass of each particular voice is only a portion cut out of this great scale and taking the registers as they come. It should be carefully noted that the difference of male and female voices, as soprano, contralto, tenor, bass, does not necessarily make any difference of quality on identical tones. Thus a contralto, a tenor, and a bass, when naturally trained, do not generally differ in quality on G., A., and B., and a soprano, contralto, and tenor singing the identical tones C, D, E, could not be distinguished from one another except by the shades of difference which naturally mark individual voices,

or the more marked differences introduced by false training. Uncultivated male singers are commonly much ashamed of their weak Thin register until they have made it strong by practice. Already some progress has been made in strengthening it by means of Ex. 104, p. 33. This *staccato* koo-ing exercise must not be discontinued. It may, however, now be varied after the manner of the two exercises which follow.

* Ex. 162. KEYS F, G, F#, G#.

{ $\overline{m}^{\cdot}d^{\cdot} : r^{\cdot}t \mid \overline{d}^{\cdot}l : t^{\cdot}s \mid \overline{l}^{\cdot} : t^{\cdot} \mid \overline{d}^{\cdot} : - \mid \mid$
 { koo, &c.

Ex. 163. KEYS A, B, A#, C.

{ $\overline{d}^{\cdot} \mid \overline{t}^{\cdot}, t^{\cdot} : \overline{l}^{\cdot}, l \mid s^{\cdot}, s : \overline{f}^{\cdot}, f \mid s^{\cdot} : s \mid \overline{d}^{\cdot} \mid \mid$
 { koo, &c.

Recognition of the first or Thick Register.—As the Thin register was found to be neglected by men and commonly used by women, so the Thick register is neglected by women and commonly used by men. Many soprano singers do not know what it is, and even contraltos are afraid to employ what they think is a man's voice. M^{de}. Seiler says it is quite common for voice-trainers to encourage women to ignore altogether the *upper* Thick register using the Thin instead; so that when on A, they do at last enter the Thick register it is on its fully vibrated tones, and the change of quality is unpleasantly marked. To enable female pupils to recognise the Thick register, place the scale (p. 29) or the Voice Modulator (p. 106) before them, and then, beginning with a tone (B, A, or G) decidedly within the Thin (their easy) register, let them sing *downwards* (guided by the manual signs) $d^{\cdot} s^{\cdot} m^{\cdot} d^{\cdot}$ and with *increased force* on the lowest tone. This last tone will certainly be in the Thick register. Having got that quality of tone let them run up, retaining the same quality, to F. This is the converse of the process by which the tenors and basses learnt to recognise the Thin register, p. 33.

Strengthening of the Thick register.—Contraltos and sopranos will require the same *staccato* koo-ing exercise to strengthen the lower part of their voices, which tenors and basses required (p. 33) for the *higher* part of their voices. The process of strengthening must be upwards from the undoubted territory of the Thick register towards the borderland of Thick and Thin. Be careful not to force

this register too much, for the registers cannot be made to overlap *upwards* without injury. Male voices may join with the female voices in this exercise, for it is easy to them, and they may encourage the sopranos and contraltos, but they must sing softly lest the voices which need the exercise should be unheard. Let the following exercises be used after the manner described p. 33. The men will have to suppose the notes an octave higher than they are written.

Ex. 164. KEYS A, B, A#.

{ $\overline{d}^{\cdot} \mid \overline{r}^{\cdot}_1 : r_1 \mid \overline{f}^{\cdot}_1 : r_1 \mid s_1 : s_1 \mid \overline{d}^{\cdot}_1 \mid \mid$
 { koo, &c.

Ex. 165. KEYS G, A, G#, A#.

{ $\overline{d}^{\cdot}_1, r_1 : r_1, f_1 \mid \overline{r}^{\cdot}_1, s_1 : f_1, l_1 \mid s_1 : s_1 \mid \overline{d}^{\cdot}_1 : - \mid \mid$
 { koo, &c.

† Ex. 166. KEYS G, A, G#, A#.

{ $\overline{d}^{\cdot} \mid \overline{r}^{\cdot}_1, r_1 : \overline{r}^{\cdot}_1, r_1 \mid \overline{f}^{\cdot}_1, f_1 : s_1, s_1 \mid \overline{l}^{\cdot}_1 : s_1 \mid \overline{d}^{\cdot}_1 \mid \mid$
 { koo, &c.

Blending of Registers.—A good singer should be able to pass from one register to another without allowing the difference to be noticed. With this view the voice trainer strengthens on the "optional tones" (p. 32) the weaker of the two registers (in men the Thin—in women the Thick) till it equals, in volume, in quality, and in ease of production, the stronger one. He then tests the power of the singer in producing one or the other register at will, as in the following exercises imitated from Garcia. The notes in common type are to be sung in the Thick, and those in italics in the Thin registers. The effort will be to make the two tones as similar as possible. Let the pupil take no breath in passing from one register to the other, and let him sing each exercise quicker and quicker. Male voices will sing these exercises in the higher part of their range, and female voices in the lower part of their range. Men and women will sing identical tones. None of the keys must be omitted, because we have to give exercise to *all* the small Laryngeal muscles, through the whole range of the optional tones. This is a case in which class teaching is insufficient. It can only set the pupil in the right way. He must judge his own progress. The effort to do so will make him eager to enjoy the advantage of individual teaching.

* This Exercise can be used for the "Upper Thick," in key C, and for the "Upper Thin" in keys C', D', E', &c. It may be adapted for the "Small" in keys B', C', &c.

† Be careful not to carry the "Lower Thick" above B (or A, for men), but to change into the "Upper Thick."

Ex. 167. KEYS C, D, C[#], D[#].
 { d^l : m^l | d^l : n^l | d^l : u^l | d^l : — }
 { koo, &c. }

Ex. 168. KEYS C, D, C[#], D[#], D, E.
 { d^l : r^l | d^l : r^l | d^l : — }
 { koo, &c. }

Ex. 169. KEYS C, D, C[#], D[#], D, E, D[#], F,
 E, F[#].
 { d^l : d^l | d^l : d^l | d^l : d^l | d^l : — }
 { koo, &c. }

Recognition and Management of Optional Tones.

—Tenor singers should now systematically study the best use of their optional tones. First, before commencing any tune they should notice the key, and from that ascertain to what Sol-fa notes their optional tones will fall. The Voice Modulator p. 106 will at first assist them in this. Second, they should study the phrasing of each passage in which the optional tones are employed. Third, in cases in which a *piano* or *forte* is required they will remember that they can obtain a stronger tone with the Thick than with the Thin register. Some persons habitually change the register at a certain pitch, whatever the passage sung. Others try to avoid changing the register within any single musical phrase, as much as possible. Descending from the thin register, they keep it as far as they can. Ascending into the thin register, they begin their phrase, if possible, in that register. In Exercises 170 to 173 a thin horizontal mark is placed over the tone in which, for various reasons, it is thought best that a tenor voice should change into the thin register, and a double horizontal mark is placed where it is thought better to change into the thick register. Let the pupil be required to find the reasons for each of these changes, and be encouraged to suggest other and better changes.

A Knowledge of Dissonances is useful to the singer in making him fearless. If he does not recognise the fact that he is striking a dissonance, he feels as though something were wrong, and is tempted to sing falsely. But if he knows what he is doing he strikes his tone with courage, looks well to the resolution, and makes it beautiful. Notice the definition of dissonances, p. 21.

Part-pulse Dissonances.—At p. 21 there is an explanation of the commonest sort of dissonance which appears on the weak part of a pulse,—the *part-pulse passing tone*. Four other apologies are

also accepted by the ear for dissonances on the weak part of a pulse. When, like *s* in the following—| r .s : s || they simply *anticipate* the tone which follows them,—when like *l* or *t* in the following—| d .t : d^l | s .l : s || they *wave* upward or downward, or when, like *f* and *m* in the following—| s .f : r .m | d || they *hang* upward or downward from the proper tone of the chord, or when, like *t* and *l* in the following—| m .t : d .l | t, || they *guide*, generally by an upward step, to the tone which follows. All these melodic relations are accepted as an occasional apology for dissonances. In addition to these dissonances on the weak part of a pulse, dissonances are also allowed, though less frequently, on the first or *strong* part of a pulse. These are all called *Fore-strokes*. They nearly all “resolve” (see p. 21) by going a step downwards. The smoothest “preparation” for these discords is when, like *r* in the following—| r | r .d || the dissonance has just been heard as a consonance in the previous chord. This will be called a *Horizontal* forestroke. The preparation which stands next in acceptance with the ear is when, as *s* in the following—| l | s .f || the dissonance comes down from the tone above,—like a passing tone, but on the strong part of a pulse. This is called an *Oblique* forestroke. A less common apology is when, like *f* in the following—| | m : f .m || we have a *Waving* forestroke. Less frequently still we may have, like *m* in the following—| d .x : m .f | s || an under oblique forestroke resolving upward. But when the composer wishes not to apologize for a forestroke, but to *assert* it for the sake of a certain tart effect he leaves it *Unprepared*, like *l* in the following—| m | l .s : f ||. Advanced pupils only will have time to study these points. They may do so privately by marking beforehand, in the exercises, the cases they wish to notice, and, when the time for singing comes, *listening* for the effects. Or, if the whole class is sufficiently skilful and attentive, the teacher may lead the class to examine each of the following cases and then to sing the phrase softly to *laa* two or three times. See Examples of Part-pulse *Passing* tones in Ex. 133, l. 1, m. 4, p. 2; and m. 7, p. 1; and l. 2, m. 4, p. 1; and Ex. 172, l. 3, m. 3, p. 2, a peculiar case. See Anticipation tones, Ex. 174, l. 4, m. 2, p. 2. See Waving tones, Ex. 125, m. 5, p. 2; Ex. 171, l. 2, m. 3, p. 3; Ex. 174, l. 3, m. 3, p. 1, 2, 3; and l. 4, m. 1, p. 1, 2, 3. See Horizontal Forestrokes in Ex. 172, l. 2, m. 1, p. 2 and 3; and l. 2, m. 3, p. 3; and m. 4, p. 1 and 2;

Ex. 174, *l. 5, m. 1, p. 3*. See Oblique Forestrokes, Ex. 170, *l. 1, m. 1, p. 4*; and *m. 2, p. 4*; and *m. 3, p. 4*; and *m. 5, p. 4*; and *m. 6, p. 4*.

Full-pulse Dissonances.—All the apologies above described are also accepted by the ear as excusing full-pulse dissonances. If the music moves very quickly, Passing tones and other dissonances so common on the weak *part* of a pulse are freely used on the weak *pulse*, the strong and weak pulse being treated harmonically as though they were one pulse. But when the music moves slowly the ear is not so content with these slight apologies; and only the “passing tone” is much used. On the strong pulse, however, as on the strong *part* of a pulse, the various forestrokes are often employed. When prepared they are employed for the smoothness of melody, when unprepared for the sake of effect.

See examples of quick moving dissonances in Ex. 141, *l. 1, m. 3, p. 2*; and *l. 2, m. 1, p. 2*; Ex. 192, *l. 1, m. 3, p. 2* and *6*; *l. 6, m. 4, p. 2* and *6*; *l. 10, m. 2, p. 5*; Ex. 174, *l. 7, m. 3, p. 2*. See the partial dissonance (explained p. 36). Ex. 140, *l. 2, m. 1, p. 2*; and *l. 3, m. 3, p. 2*; and Ex. 143, *l. 3, m. 2, p. 2*; and “disguised” (d for f and fe for t), Ex. 174, *l. 7, m. 3, p. 4*; and also Ex. 144, *l. 1, m. 2, p. 1*, in which last case the t not being resolved on d sounds more like a forestroke. See Horizontal forestrokes in Ex. 170, *l. 1, m. 4, p. 4*, in which f, horizontally prepared, continues two pulses and then resolves on m. It is the same with m in the next measure and with r in the measure following. The waving fe in *l. 1, m. 4, p. 4*, waving against a dissonance is curious and harsh. Also in Ex. 174, *l. 7, m. 1, p. 1*; and Ex. 142, *l. 1, m. 4, p. 1*. See a case of “delayed resolution” in Ex. 137, *l. 1, m. 3*, where f passes through a consonance before it is resolved; and Ex. 141, *l. 2, m. 3, p. 1*, where it passes through consonance and partial dissonance to its resolution. See an Unprepared dissonance “l against t” introduced for its own touching effect in Ex. 174, *l. 7, m. 1, p. 3*. See d and s (Tonic and Dominant) exercising the privilege of long holding (or pedal) tones, in spite of dissonance, because of their relation to the key, in Ex. 138, *l. 1, m. 2, p. 2*; and *l. 2, m. 2, p. 2*; and *m. 3, p. 3*.

New Cadences.—In two-part music the full chords cannot be given. But, for reasons given in the “Common-places of Music” two-part consonances always suggest the chords of which they form a part. Thus, s, with d above it suggests the

chord Dc; m with s above it suggests, not the “unmeaning” and seldom used chord Ma, but D \flat ; t, with r above it suggests, not the “weak” chord T, but Sb; l with f above it suggests F \flat , and so on. Thus interpreted, the exercises in this step introduce us to two new cadences in addition to those (the D, the S, the F D, and the L cadences) which are named on p. 48. See the uncommon cadences on F and R in Ex. 137. See what we call ^{SD} cadences in Ex. 142, and a ^{FD} cadence in Ex. 143. See what we call a “weak-pulse cadence” in Ex. 141, *l. 2, m. 2, p. 2*; and a “^{FD} weak-pulse cadence” in *l. 1, m. 4, p. 2*.

Phrases, Sections, Periods.—The nature of a cadence has been explained at p. 48. There it has been shewn that the cadence naturally cuts the melody into parts, and that these parts are called “Sections.” “Phrases” are divisions of melody *within* a Section. “Periods” are divisions of melody including two or more Sections. In extended pieces of music we use the word “strain” to represent several periods combined in one melodic whole. A Section, which is two measures in length, we call a Duain, one of three measures a Triain, and one of four a Quadrain.

Musical Form.—A good form in house or ornament or animal must be symmetrical and varied and adapted, in all its parts, to its chief purpose. So, in music, a well-formed tune has symmetry and proportion in the length of its principal parts or “lines;” it has both symmetry and variety in the rhythms and melodic replies of its musical phrases; and its harmony as well as the style of its melody combine together to express the general sentiment desired. A disjointed, ill-formed tune would be like a picture in which a number of men and women beautiful and ugly, should be thrown together “any how.” A well-formed tune is like those men and women artistically grouped in one picture—where the beautiful are placed forward and the ugly kindly put in the shade, and the colours and postures all arranged for some unity of effect. It is pleasant when one sees a house or an ornament or an animal, to “know its points” of excellence, but we can receive much enjoyment from them without so intelligent an eyesight. In listening to music the case is similar. But in singing music the case is different. For the singer is an Artist. The sculptor and the painter can present their own works to the public view. But the musical composer is dependent on another artist—the singer or the player

--to present his works. By singing loudly or softly, quickly or slowly, in various places and various degrees, the singer can make or mar the handiwork of the helpless composer. Every intelligent singer will therefore feel it his duty to study his music beforehand, and to fix in his mind how, by the art of Expression (p. 30), its various rhythmical divisions and melodic ideas are to be distinguished and "set off" one from the other, how he can change a bare outline into a coloured picture. The main principles of Melodic Relation have already been suggested under the headings "Relative motion of parts" and "Imitation," pp. 36, 37. Some ideas of "phrasing"—or marking out of melodic divisions are suggested under the heading "Breathing-places," pp. 9, 30. Other principles of Rhythmic Proportion may be easily apprehended, and then an examination of a few examples will shew the pupil how to *begin* this enjoyable study. A fuller development of it is found in "Musical Theory," Book III.

Parsing or Analysis of Musical Form.—The practice of requiring a pupil to make a written or verbal analysis of the tune about to be sung is very useful. Even elementary pupils should answer the first and second questions,—

1st. What is the Form—as Psalm-tune, Song, Dance, March, etc.

2nd. What are the Key, the Measure, the Rate, and the Style?

3rd. What is the Rhythmical Division? (That is, does it divide itself into two principal parts, or into three? Is it Two-fold or Three-fold?) And what is its Cadence design? The first "Cadence design" makes its principal dividing cadence (the most important cadence next to the final one) on the first sharp key (SD), or in a minor mode tune on the relative major (D); the *second*, on the Dominant S (or SEM); the *third*, on the Tonic generally, with its Third or Fifth in the air (D³ D⁵ D or L³ L⁵ L); and the *fourth* must have some other Cadence in that place.

4th. What is the Structural Plan? That is, describe or mark the place where the Periods and Sections (p. 69) of the Tune begin, using the Roman figures, I, II, etc., to indicate Periods, and the small capitals, A, B, etc., to indicate Sections. Thus IA means First Section of First Period.

St. Co. (New.)

5th. What are the Transitions or Modulations most worthy of note?

6th. What are the Principal Responses? That is, first, (or Pds.), what are the *principal* Melodic or Rhythmic replies (see Imitation, pp. 36, 37), of Period to Period? Second (or Sec.), What are the principal Melodic or Rhythmic replies of Section to Section within each Period? Third (or Har.), What are the principal points in the relation of "Parts" in the Harmony? (See above, p. 36).

7th. What are the most interesting devices, that is, Sequence, Fugal Imitations, etc.?

8th. What is the Emotional Development and Point? That is, describe how, in the successive Sections, the "feeling" of the tune rises and falls; and say which in your opinion is the most remarkable and effective point (whether of elevation or depression) in all the tune.

Examples of Parsing.—The following examples should be tested by singing over and over again, and comparing one with another the various Sections and Periods of the tune. The teacher will find useful examples of Parsing from the *Charts* in "Teacher's Manual," p. 194.

Ex. 133 is—

1st. A Psalm-tune.

2nd. In key A, in two-pulse measure, of firm and prayerful style, about M. 80.

3rd. Is Two-fold, and of the first cadence design.

4th. IA a Quadrain, IB a Triain, lengthened by the "hold" to a Quadrain; IIA a Quadrain, IIB Triain, sung as a Quadrain.

5th. IB First Sharp Cadence.

6th. (Pds.) IIA contrasts with IA by setting of f against m; otherwise it imitates it. IIB contrasts the r s against the s r of IB, and has contrary motion in its second phrase. (Har.) contrary motion of parts at the end of IB, and similar motion at the beginning of IIA.

7th. None.

8th. IA seems to make a quiet assertion with a double emphasis on m. IB seems to give an exciting reply; IIA the assertion made more solemn by f twice emphasized. IIB, the joyful sure decision leaping up to the brilliant s and making the "point" of the tune by falling on the solemn f.

Exercise 137 is—1st. A song for S and C.

2nd. In key B \flat , in four-pulse measure, in a bold style, at M. 112.

3rd. Is Two-fold, and of the first cadence design.

4th. IA, a Duain, IB, Duain, IC, Duain, ID, Duain; IIA, Duain, IIB, Duain, IIC, Duain, IID, Duain.

5th. First sharp extended in ID.

6th. (Pds.) IIA B has contrasted motion to IA B. (Sec.) IB is a rising imitation of IA, and ID similarly rises out of IC. IIB imitates IIA a third higher, IIC again returns strongly to the rising motion which sets off the wide intervals and the elegant rhythm of IID. Rhythmical unity in the beginning and ending of every Section till the last which makes the rhythm of the last more effective. (Har.) I has principally contrary motion between

parts; IIA opens with contrary motion, IIB has chiefly similar motion, IIC has contrary motion, IID has oblique and similar motion.

7th. A melodic sequence in IIA and B.

8th. IA, a resolute thought (with TAA -AATAI and accented s and d), IB, repeated more earnestly, IC, a rising feeling, ID, passionate resolution; IIA, quieter counsels, IIB, repeated in loftier strain, IIC, return of the passion bringing the tune to its "point" of greatest energy, IID, the subsidence of passion in settled resolve.

When a systematic course is pursued, the exercises of the 3rd and 4th Steps can be taken in the following order:—97, 115, 134, 136, 140, 141, 142, 143, 144, 145, 113, 119, 120, 174, 175. Some of the exercises with fugal imitations are too difficult for the present step. For a fuller course, apply to the Secretary of the Tonic Sol-fa College.

HOSANNA.

Ex. 170. KEY C.

Optional Tones, d' r m' f' *

Mainzer.

{	s : <u>l.t</u> d' : —	- . l : t . d' r' : —	- . t : d' . r' m' : —	- . d' : r' . m' f' : —
	Ho - san - na, : . d : r . m	Ho-san - na, f : — - . r : m . fe	Ho-san - na, s : — - . m : f . s	Ho-san - na, l : — - . l : s . fe
	Hallelu- jah!	Hallelu- jah!	Hallelu- jah!	Hallelu-

{	- . f' : m' . r' m' : —	- . m' : r' . d' r' : —	- . r' : d' . t l : s . f	m : — — : —
	Ho-san - na, s : — - . s : f . m	Ho-san - na, f : — - . f : m . r	Ho - san - na. m : — - . f : m . r	na. d : — — : —
	jah!	Hallelu- jah!	Hallelu- jah!	Hallelu- jah!

HALLELUJAH.

Ex. 171. KEY C.

Optional Tones, d' r' m' f

Mainzer.

{	s : <u>l.t</u> d' : —	l : t . d' r' : —	t : d' . r' m' . s' : f' . m' f' : —	- . f' : m' . r'
	Hal - le - lu - jah! m : — - . s : f . m	Hal - le - lu - jah! f : — - . l : s . fe	Hal - le - lu - jah! A - men, s : — - . t : l . s	A - men, l : r' . d' t . l : s . f
	A - - -	men,	A - - -	men, Hal - le - lu -

{	m' : — - . m' : r' . d' r' : —	- . r' : d' . t d' : —	t : — d' : —	— : —
	men, A - - men, A - -	men, A - - men, A - -	men, A - - men, A - -	men, A - -
	m : d' . t l . s : f . m	r : t . l s . f : m . r	m . f : m . r s . l : s . f	m : — — : —
	jah! Hal - le - lu -	jah! Hal - le - lu -	jah! A - - -	men.

* A stroke over a note thus — shews where the Tenors are recommended to introduce the thin register. and a double stroke thus = shews where they are advised to use the thick register.

Ex. 172. KEY G.

AMEN. *Optional Tones, m f s l*

Albrechtsberger.

{	.d : r .m : f .s, f	m .d' : t .d' : l .t	d' .s, f : m .d : r .t _i	d : .l : f .s, f
	A - - -	men, A - - -	men, A - - -	men, A - - -
	:	.d : r .m : f .s, f	m : .m : f .r	m .s, f : m .d : r .t _i
	:	A - - -	men, A - - -	men, A - - -

{	m .d' : - .t : - .l	l ^r .d' : - .t, l : t .d, l ^r	m ^r .l, d' : t .d' : f	m .l : r : s
	men, A - - -	- - - - -	men, A - men,	A - - - -
	d .m : r .s : d	t _i m : r : s	d f : - .m : - .r	- .d : - .t, l : t _i .d, r
	men, A - - -	A - - - -	men, A - - -	- - - - -

{	d : m _i .d : r .t _i	d .s : r .m : f .s, f	m, s, l, t : d' : - .t	d' : - : :
	men, A - - -	men, A - - -	men, A - - -	men.
	m .d' : s _r .m : f .s, f	m : t _i .d : r .s _i	d : , m, r, d : r	d : - : :
	men, A - - -	men, A - - -	men, A - - -	men.

THE CUCKOO.

Ex. 173. KEY C. M. 112. Round for four parts. *Optional Tones, d' r' m'*

A. L. C.

{	s . : s ., s m' : d'	s : : l	s : l s : f	m : : :
	Hark! 'tis the cuc - koo's voice,	From	yon - der sha - dy	grove;

{	d' . : d' , d' d' : d'	t : : r' s	s : - .l s, f : m, r	d _s : : :
	List to the mel - low notes,	The	song I dear - ly	love.

{	:	:	: m' d' :	:	:	:	: m' d' :
			Cuc - koo!				Cuc - koo!

{	:	:	: m' d' :	:	:	:	: m' d' :
			Cuc - koo!				Cuc - koo!

{	m : m, m s : d'	t : : f	m : f m : r	d : : :
	Hark! 'tis the cuc - koo's voice,	From	yon - der sha - dy	grove;

St. Co. (New.)

	G. t.		f. C.	
{	m : m . m m : d	s :	tr m : - f m . r : d . t ds :	: :
}	List to the mel - low	notes,	The song I dear - ly	love.

{	d : d . d d : m	s :	d d : d t ₁ : t ₁	d : :
}	Hark! 'tis the cuc - koo's	voice,	From yon - der sha - dy	grove;

	G. t.		f. C.		D. C.
{	d : d . d d : m	s :	sd d : - d s ₁ : s ₁	ds :	:
}	List to the mel - low	notes,	The song I dear - ly	love.	

CODA. To be sung by all together.

{	<i>f</i> = m' d' :	<i>m</i> m' d' :	<i>p</i> - m' d' :	<i>pp</i> m' d' :	
}	Cu - koo!	Cuc - koo!	Cue - koo!	Cuc - koo!	

THE MAYTIME.

Ex. 174. KEY G.

WORDS BY J. S. STALLYBRASS.

A. I. C.

{	: .s ₁ d : -	d : .s ₁ m : -	d : .s ₁ s ₁ . f : r . t ₁ s : - .s ₁	}
	1. The May - time,	the May - time,	how love - ly and fair,	how
	3. In May - time,	in May - time,	oh, waste not the hours,	oh,
{	: .s ₁ m ₁ : -	m ₁ : .s ₁ s ₁ : -	m ₁ : : m ₁ : : s ₁ . f : r . t ₁	}
			How love - ly and	
			Oh, waste not the	

{	m . f : m . r d : - . f m : l . l r . fe : - . fe s : - - :	}
	love - ly and fair,	What pas - time and pleasure are there;
	waste not the hours,	Go twine you sweet garlands of flowers;
	s : - .s ₁ m . f : m . r d : - . d d : d . d t ₁ . r : - . d t ₁ : .s ₁	
	fair,	What pas - time and pleasure are there;
	hours,	oh, waste not the hours,
	how love - ly and fair,	Go twine you sweet garlands of flowers;
	Oh!	The

{	: : . r m : f . f s . f : m r . d . r : m . r . m f . m . f : s . s	}
	The lark it up - spring - eth,	La la la la la la la La
	And deep in the sha - dows,	La la la la la la la La
	t ₁ : d . d r . d : t ₁ s ₁ . d . t ₁ : l ₁ . l ₁ t ₁ . m . r : d . d t ₁ . : d . r . : m .	
	night - in - gale sing - eth,	La la la la la la la La
	far on the mea - dows,	La la la la la la la La

St. Co. (New.)

{	l . : s . f . : m . r d . r : - . r m : - . f s : - - : s . f }	}
{	la la la, O - ver field and hill and dale, O - ver la la la, There is fulness of life and joy, And there	}
{	f . s . f : m . f . m r . m . r : d . . . t ₁ : t ₁ . d - . s ₁ : d . r m : - - : }	}
{	La la la la la la, O'er field and hill and dale, La la la la la la, Is fulness of life and joy,	}

{	m . f : - . m r : - . r d : - - : . s s : - m : . m m : - d : . d }	}
{	field and hill and dale. The May - time, the May - time, the reacheth us no an - noy.	}
{	. r : r . d - . d : t ₁ . s ₁ d : - - : . m m : - d : . d s ₁ : - m ₁ : . m ₁ }	}
{	O'er field and hill and dale. The May - time, the May - time, the There reacheth us no an - noy.	}

{	t ₁ : > r - : f m : - d ^{FINE.} : : : : . s d ¹ }	}
{	love - - ly May - time. The	}
{	s ₁ : t ₁ - : t ₁ d : s ₁ m ₁ . d d : t ₁ . l ₁ m ₁ : s . f m . f : m . r d : d }	}
{	love - - ly May - time. 2 The gates of the earth that were lock'd up so fast, Let	}

{	d ¹ : t . l r ¹ : s . f m . f : m . r d : t ₁ d . , d : r m : f e . , f e }	}
{	gates of the earth that were lock'd up so fast, Let out their poor pris - 'ners at r . , r : r m t ₁ : t ₁ . , t ₁ d : - . s ₁ m ₁ : s ₁ d : d d : - }	}
{	out their poor pris - 'ners at last, Let out their pris - 'ners at	}

{	s : - - : . f m . f : - . f m . , r : d . m s . s : l . l s . f : m . r }	}
{	last, As li - lies, and ro - ses, And vi - o - lets for po - sies, And the	}
{	t ₁ : - - : . t ₁ d . r : - . r d . , t ₁ : d . d m . m : f . f m . , r : d . }	}
{	last, As li - lies, and ro - ses, And vi - o - lets for po - sies,	}

{	d . r : - . r m : m . f s : - s : s . f m . f : - . m r : - . r d : - - ^{D.C.} }	}
{	pinks, and the bunch - es of blue - bells, And the little red pim - per - nels. . t ₁ : t ₁ . d - . s ₁ : d . r m : - m : . r : r . d - . d : t ₁ . s ₁ d : - - }	}
{	The pinks and bunches of blue - bells, The little red pimper - nels.	}

THE SEA FOR ME.

Ex. 175. KEY D.

S SOPRANO.

A.L.C.

: :	: :	: :	: :	: s	s :- :-	- :- :s	s :- :-
CHORUS.				The sea		for me,	
m :m :m	m :- :m	m :m :m	m :- :	t ₁ :d :r	m :r :d	r :- :-	
La la la	la, &c.						
d :d :d	d :- :d	d :d :d	d :- :	s ₁ :l ₁ :t ₁	d :t ₁ :l ₁	t ₁ :- :-	

- :- :s	s :- :s	m ^l :- :r ^l	d ^l :- :-	- :- :	- :- :	l :- :t	d ^l :- :l	<i>res</i>
the	deep	blue sea	for	me,		Beau - ti - ful,	ma -	
t ₁ :- :	:m :m	:f :f	:m :m	m :- :	f :- :s	l :- :f		
s ₁ :- :	d :- :	s ₁ :- :	d :- :-	- :- :	f :- :	f :- :		

s :- :-	d ^l :- :-	t :- :d ^l	r ^l :- :d ^l	t :- :-	- :- :	- :- :	m ^l :- :-
jes - tic,	<i>cen</i>	glo - ri - ous,	<i>do.</i>	and free;		Rush -	
:m :m	:m :m	r :- :m	f :- :m	:r :r	r :- :	d :m :s	
d :- :	d :- :	s ₁ :- :	s ₁ :- :	s ₁ :- :-	- :- :	d :m :s	

- :m ^l :m ^l	r ^l :- :-	- :r ^l :r ^l	r ^l :- :-	- :- :r ^l	d ^l :- :-	- :- :d ^l	
- ing a -	long	with re -	sist -	- less	might,	Or	
d ^l :s :m	s ₁ :t ₁ :r	s :r :t ₁	s ₁ :t ₁ :r	f :r :t ₁	d :m :s	d ^l :- :	
d ^l :s :m	s ₁ :t ₁ :r	s :r :t ₁	s ₁ :t ₁ :r	f :r :t ₁	d :m :s	d :- :	

d ^l :- :t	t :- :d ^l	t :- :l	l :- :t	l :- :-	- :- :s	s :- :-	
lull -	ing	the	sai -	lor	to	slum - - ber	light.
m :- :	f :- :	s :- :	l :- :	fe :- :	fe :- :	: :t ₁	
d :- :	r :- :	m :- :	fe :- :	r :- :	r :- :	s ₁ :- :-	

- :- :s	s :- :-	- :- :s	s :- :-	- :- :s	d ^l :- :-	- :- :d ^l
The sea		for	me,	the sea		for
t ₁ :- :	t ₁ :d :r	m :r :d	r :- :-	t ₁ :- :	m :f :s	l :s :f
- :- :	s ₁ :l ₁ :t ₁	d :t ₁ :l ₁	t ₁ :- :-	s ₁ :- :	d :r :m	f :m :r

St. Co. (New.)

$\left\{ \begin{array}{l} d^l : - : - - : - : s \\ \text{me,} \qquad \qquad \qquad \text{the} \end{array} \right\}$	$\left\{ \begin{array}{l} s : - : - s : - : - \\ \text{deep} \qquad \qquad \qquad \text{blue} \end{array} \right\}$	$\left\{ \begin{array}{l} m^l : - : - - : - : r^l \\ \text{sea} \qquad \qquad \qquad \text{for} \end{array} \right\}$	$\left\{ \begin{array}{l} d^l : - : - \\ \text{me,} \end{array} \right\}$
$\left\{ \begin{array}{l} s : - : - m : - : \\ \text{m} : - : - d : - : \end{array} \right\}$	$\left\{ \begin{array}{l} : m : m : m : m \\ d : - : d : - : \end{array} \right\}$	$\left\{ \begin{array}{l} : s : s : f : f \\ s_1 : - : s_1 : - : \end{array} \right\}$	$\left\{ \begin{array}{l} : m : s \\ d : - : \end{array} \right\}$

FINE. A. t. dolce.

$\left\{ \begin{array}{l} - : - : - - : - : : \\ \text{Our} \end{array} \right\}$	$\left\{ \begin{array}{l} r s_1 m : - : - - : r : d \\ \text{ship} \qquad \qquad \qquad \text{on its} \end{array} \right\}$	$\left\{ \begin{array}{l} s : - : - - : f : m \\ \text{bo} \qquad \qquad \qquad \text{som} \end{array} \right\}$
$\left\{ \begin{array}{l} d^l : s : m \qquad : m : m m : - \\ : : d : - : - - : - \end{array} \right\}$	$\left\{ \begin{array}{l} s d : d : d d : : \\ s_1 d_1 : d_1 : d_1 d_1 : : \end{array} \right\}$	$\left\{ \begin{array}{l} t_1 : t_1 : t_1 t_1 : : \\ s_1 : s_1 : s_1 s_1 : : \end{array} \right\}$

$\left\{ \begin{array}{l} l : - : - - : s : l \\ \text{smooth} \qquad \qquad \qquad \text{ly} \end{array} \right\}$	$\left\{ \begin{array}{l} s : - : - - : - : \\ \text{glides,} \end{array} \right\}$	$\left\{ \begin{array}{l} s : - : - : f m : - : - : r \\ \text{Light - ly} \qquad \text{o'er} \qquad \text{the} \end{array} \right\}$	$\left\{ \begin{array}{l} d : - : - \\ \text{bil} \end{array} \right\}$
$\left\{ \begin{array}{l} d : d : d d : : \\ f : f_1 : f_1 f_1 : : \end{array} \right\}$	$\left\{ \begin{array}{l} m : m : m m : : \\ d : d : d d : : \end{array} \right\}$	$\left\{ \begin{array}{l} m : - : r d : - : t_1 \\ d_1 : - : d_1 : - : \end{array} \right\}$	$\left\{ \begin{array}{l} l_1 : - : \\ f_1 : - : \end{array} \right\}$

$\left\{ \begin{array}{l} - : r : m r : - : - - : d : l_1 \\ \text{- lows she} \qquad \text{gai} \qquad \qquad \qquad \text{ly} \end{array} \right\}$	$\left\{ \begin{array}{l} t_1 : - : - - : - : s_1 \\ \text{rides;} \qquad \qquad \qquad \text{Then} \end{array} \right\}$	$\left\{ \begin{array}{l} d : - : - - : t_1 : d \\ \text{join} \qquad \qquad \qquad \text{us} \end{array} \right\}$
$\left\{ \begin{array}{l} l_1 : - : t_1 : - : f e_1 : - : \\ f_1 : - : r_1 : - : r_1 : - : \end{array} \right\}$	$\left\{ \begin{array}{l} : s_1 : s_1 s_1 : - : \\ s_1 : - : - - : - : \end{array} \right\}$	$\left\{ \begin{array}{l} s_1 : s_1 : s_1 s_1 : : \\ m_1 : m_1 : m_1 m_1 : : \end{array} \right\}$

$\left\{ \begin{array}{l} r : - : - - : - : r \\ \text{in} \qquad \qquad \qquad \text{our} \end{array} \right\}$	$\left\{ \begin{array}{l} r : - : - - : d : r \\ \text{grate} \qquad \qquad \qquad \text{ful} \end{array} \right\}$	$\left\{ \begin{array}{l} m : - : - - : : s_1 \\ \text{song,} \qquad \qquad \qquad \text{As} \end{array} \right\}$	$\left\{ \begin{array}{l} d : - : - : r \\ \text{on} \qquad \qquad \qquad \text{ward} \end{array} \right\}$
$\left\{ \begin{array}{l} l_1 : l_1 : l_1 l_1 : : \\ f_1 : f_1 : f_1 f_1 : : \end{array} \right\}$	$\left\{ \begin{array}{l} t_1 : t_1 : t_1 t_1 : : \\ s_1 : s_1 : s_1 s_1 : : \end{array} \right\}$	$\left\{ \begin{array}{l} d : d : d d : : \\ d_1 : d_1 : d_1 d_1 : : \end{array} \right\}$	$\left\{ \begin{array}{l} m_1 : - : s_1 \\ d_1 : - : \end{array} \right\}$

$\left\{ \begin{array}{l} m : - : f s : - : - l \\ \text{to} \qquad \qquad \text{our} \qquad \text{home} \end{array} \right\}$	$\left\{ \begin{array}{l} : f m : - : - - : - : r \\ \text{we're} \qquad \text{borne} \qquad \qquad \qquad \text{a} \end{array} \right\}$	$\left\{ \begin{array}{l} f. D. \\ d s : - : - - : - : \\ \text{long.} \end{array} \right\}$	$\left\{ \begin{array}{l} D.S. \\ : m t_1 : t_1 t_1 : - \\ d s : - : - - : - : \end{array} \right\}$
$\left\{ \begin{array}{l} d : - : r m : - : r : - : \\ d_1 : - : d_1 : - : f_1 : - : \end{array} \right\}$	$\left\{ \begin{array}{l} d : - : t_1 : - : \\ s_1 : - : s_1 : - : \end{array} \right\}$	$\left\{ \begin{array}{l} : m t_1 : t_1 t_1 : - \\ d s : - : - - : - : \end{array} \right\}$	

Modulator Voluntaries now include transition of one remove. These should not be made too difficult by wide and unexpected leaps on to the distinguishing tone; nor too easy by always approaching the distinguishing tone stepwise. While the effects of transition are in process of being learnt these exercises may be *solfaad*, but the teacher cannot now be content with solfaa-ing. Every exercise should also be *laad*, p. 37, and that to the *Italian laa*, p. 2.

Two-part Modulator Voluntaries interest the pupils much and form good voice exercises when sung to the pure and open *skaalaa*, and the simpler they are the better for this purpose. But if they are made difficult to the pupil they become difficult to the teacher and his attention is so taken up with the music he is making that he forgets to listen for the proper quality of voice. The teacher who would use only good two-part music should prepare such exercises carefully.

Sight-laa-ing.—The laa-voluntaries are really sight-singing exercises, if the teacher does not get into self-repeating habits of pointing. See p. 42. But, at their best, they give no practice in reading time at sight. Therefore the absolute necessity of sight-laa-ing from new music (as the monthly *Reporter*) or the black-board.

Memorizing the three keys.—The pupils should now know from memory, not only what is above any one note on the modulator and what below it, but what is on its right and what on its left. The one key no longer stands alone on the mind's modulator. It has an elder brother on the right and a younger on the left, and each of its tones bears cousinship to the other two families and may be called to enter them. Therefore at all the later lessons of this step exercises should be given in committing to memory this relationship. p. 51. The pupils must learn to say these relations, collectively and each one for himself, *without* the modulator.

Memory Patterns.—It is difficult to indicate divisions of time by the motions of the pointer on the modulator with sufficient nicety to *guide* the singer in following a voluntary, and it is important to exercise the memory of tune and rhythm. For these reasons our teachers give *long patterns*—extending to two or more sections—including some of the more delicate rhythms. These patterns are given laa-ing but pointing on the modulator. The pupils imitate them, *without* the teacher's pointing, first solfaa-ing and then laa-ing.

St. Co. (New.)

Memory Singing.—The practice of singing whole pieces to words from memory,—in obedience to the order "Close books: eyes on the baton,"—is a very enjoyable one. The singer enjoys the exercise of subordination to his conductor along with a sense of companionship in that subordination, and delights in the effects which are thus produced. This practice is very needful at the present stage in order to *form a habit*, in the singer, of *looking up* from his book. This should now be his normal position. But, as from necessity, the learner's eyes have hitherto been much engaged with his book, he will have to make a conscious effort to form "the habit of looking up." Occasional "Memory Singing" will make him feel the use and pleasure of this.

Ear Exercises, as at pp. 24, 42, will fasten on the mind the mental effects of *fe* and *ta*.

Time Ear Exercises, as at p. 24, should still be continued with the new difficulties of time.

Dictation, as at pp. 12, 24, with the new language of time just introduced, will now be carried to a much greater extent. Copies of tunes belonging to this step from other courses, or original compositions, or pieces for special occasions, can thus be rapidly multiplied. When once the practice of Dictation and the use of the "Tonic Sol-fa Copy Books" has got into familiar use in school or class many things can be done by it. Some schools are taught entirely by a Modulator, a set of Wall Sheets and Copy Books. The further we go in Dictation the more useful the time-names become. The "announcements" for Ex. 174, L 3, m. 2, &c., would be as follows:—"TAA m"—"TAATAI f f"—"TAAfe s f"—"TAA m"—"taataitee r d r"—"taataitee m r m"—"taataitee f m f"—"taasaittee s s"—"TAASAI l"—"TAASAI s"—"TAASAI f"—"TAATAI d r"—"AATAI r" &c. The third measure of the same tune would be announced thus "TAATAI s-one f"—"TAATAI r t-one."

Pointing from memory and Writing from memory, as at pp. 12, 24, should still be practised. The second does not at all take the place of the first. We have known pupils who could write from memory, but could not point the same tunes on the modulator. It is important to establish in the memory that pictorial view of key relationship which the modulator gives, especially now that the study of Transition is added to that of the scale.

QUESTIONS FOR WRITTEN OR ORAL EXAMINATION.

DOCTRINE.

1 Name the tones of the chord of F. Say in what respect it is like the chords D and S? How is it related to the chord D, and how would you describe its mental effect?

2 Describe the chord 7S. In what case is the dissonant effect of *fa*h against *so*h more slightly felt? How is the *fa*h in this chord commonly prepared, and how is it always resolved?

3 What is meant by "ambiguity of chords," and which of the chords cannot be imagined to belong to more than one key?

4 What is a major chord!—A minor chord!—a diminished chord!—and which of these are in themselves the most acceptable to the ear?

5 What is the difference between the tones *ra*y and *ra*h? Which tones of the scale require *ra*h to tune with them, and which *ra*y?

6 What are the tones of the chord RAH? In what position is it most commonly found? And how would you describe its mental effect?

7 What are the tones of the chord T? How are its root and fifth usually resolved? In what position and under what circumstances is it commonly employed, and what is its mental effect?

8 What are the tones of the chord L? In what position is it used apart from the minor mode? And what chord is used interchangeably with it? What is its mental effect?

9 What are the tones of the chord M? Can it be easily substituted for the dominant or sub-dominant like the chords T and R? Is it much used?

10 What dissonance is there in the chord 7R? And how is it prepared and resolved? For what chord, in cadences, do modern writers often substitute 7R?

11 What is the chief source of mental effect in a chord? And in what position is that mental effect best developed?

12 What is a cadence? Name the last three or four chords of a tonic cadence.—Of a dominant cadence.—Of a plagal cadence.—Of a surprise cadence.

13 What is the principal case in which a chord is used in its *e* position, and what is the peculiarity of this case? In what other cases is the *e* position allowed, and what are its three principal apologies?

14 Can you remember any peculiarity in the doubling or omission of the third which belongs to the chord 7S?

Or any other peculiarity which belongs to minor chords generally?

15 Where are the little steps of the scale!—The greater steps!—The smaller steps! By what intervals are the two little steps of the scale separated from one another? How can you define *do*h?

16 Which are the most markedly characteristic tones of the scale? And how may they be described?

17 What is transition? In what respect are those tones of a tune changed which do not change their pitch?

18 What is the sharp distinguishing tone, and what is its effect on the ear? What is the flat distinguishing tone and its mental effect?

19 From the ear's dislike to the tritone as a melodic progression, what melodic phrases, often repeated, naturally suggest transition?

20 What is meant by the first sharp key!—The first flat key!—In going to the first sharp key, beside the substitution of the piercing tone for the desolate tone, what change of effect takes place in the tone a third above the distinguishing tone? Does any other change besides that of effect take place on the *la*h? (see "Grave ray" p. 46)

21 In going to the first flat key, besides the change of a piercing for a desolate tone, what change of effect, and what other change takes place in the third above the new distinguishing tone?

21 What is the difference between the principal and a returning transition?

22 What is a bridge tone? Give examples of a bridge tone making transition through the distinguishing tone of the new key.

23 What is the meaning of the little notes placed to the right or left of the key signature in transition?

24 What are the general mental effects of transition to the first sharp key:—And to the first flat key?

25 How would you indicate transition by the manual signs?

26 What kind of effect is produced on the mind when *so* does not move to *so*h in the next chord, or when *la* does not go to *la*h!—And by what name is that effect called?

27 What is the commonest case of transition to the first sharp key, and by what name is it called? What is the difference between the flat and sharp keys in this respect?

28 What is the commonest case of transition to the first flat key, and by

what name is it called? How does the sharp key differ from the flat in this respect?

29 How do you define extended transition? Which of the two transitions is more used in this way?

30 What is a sharp!—And what relation does it bear to the tones which stand below and above it in the scale? What is a flat!—And what relation does it bear to the tones above and below it in the scale?

31 On what particulars of knowledge and skill does a good musical recitation depend? What are other words for the articulations and continuations of voice? Which of these two is the more important?—And why? Why is the other of the two to be first studied?

32 Name and illustrate, by example, all the five lip articulations.

33 Name and illustrate the two articulations of lip and teeth.

34 Name and illustrate the two articulations of Tip-tongue and teeth.

35 Name and illustrate the five articulations of Tip-tongue and palate.

36 Name and illustrate the two articulations of the Mid-tongue with the Palate, in which the Tip-tongue takes a very decided part, the two in which it takes a less decided part, and the two in which it takes no part.

37 Name and illustrate the three Back-tongue articulations.

38 Name the six articulations with shut passage, placing the two qualities (breath and voice) together in couples.

39 Name, as above, the eight articulations with central passage.

40 Name, as above, the five articulations with side passages.

41 Name the three articulations with nasal passage.

42 Describe the aspirate *H*. In the articulations what organs of speech come in contact and separate?

43 Which are the consonants least capable of being sung? Which are the six Hisses? Which are the six Buzzes? How far are the Hisses and Buzzes capable of being sung? Which are the three smothered consonants? Which are the five which can be murmured or hummed. What is a Glide? What is the difference between the Glide joining *b* and *oo* and that joining *b* and *ee*? If two sounds are kept distinct, but pronounced rapidly one after the other, what *more* do they want to make them into a syllable? As scarcely any of the consonants are pleasant when sounded alone, what part of a consonantal effect

is it that can be really sounded? And what habit in the management of the organs of voice is it therefore important for the singer to form?

44 Describe in writing ten common errors in the use of consonants.

45 What is the difference between the recurrence of accent among the pulses of music and among the pulses of public speech? Give illustrations of the "mixed measures" of speech.

46 What is the purpose of a chant, and into what principal parts is it divided? What governs the length of the reciting tone? In teaching the music and words of a chant, which should be learnt by heart throughout the whole? How should the recitation of words be studied?

47 What is the name for a silent quarter of a pulse, when it comes within the accented half?—When within the unaccented half?—How is it indicated in the notation?

48 By what vowel is the first third of a pulse indicated?—the second?—the last? How are thirds of a pulse written in the notation?

49 What different sorts of accent are there in a musical passage, and how do you define a pulse? What must the Tonic Sol-fa translator do when he wishes to know whether crotchet, quaver, or minim, are treated as the pulse in a common notation tune? How should quickly moving six-pulse measure be *taa-taid*?

50 Why is the pupil not taught to beat time in the early steps?

51 Describe the kind of exercises by which the teacher endeavours to infuse into his pupils a sense of time.

52 Describe the most clearly visible ways of beating two-pulse measure—three-pulse—four-pulse—six-pulse.

53 The beat to the right being associated in four-pulse measure with a

medium accent, why is it also suitable to the second pulse of three-pulse measure?

54 Does the quality of tone in the lower part of a woman's voice differ in any respect from that of the same tone when produced by the higher part of a man's voice? What register of their voices are male singers commonly ashamed of before their voices are cultivated?

55 What register is most neglected in uncultivated women's voices? Describe the means by which the teacher leads his female pupils to recognise their thick register.

56 Describe the process by which the thick register in women is strengthened.

57 What is meant by the blending of the registers? Describe the exercises by which the thick and thin registers are equalized.

58 What are the Sol-fa names of the optional tones of a tenor voice in key C?—G?—B?—F?—A?—D? If a group of tones commencing on an optional tone ascends above G, in which register would you begin it? If such a group commencing below the optional tones ascends to F, in which register would you begin? If such a group beginning above G descends into the optional tones, what register would you use? If other things are equal, which register would you prefer on the optional tones for a *forte* passage?—for a *piano* passage?

59 What is the advantage of a knowledge of dissonances to the singer?

60 What are the five principal apologies for a part-pulse dissonance on the weak part of a pulse? What is the common resolution of part-pulse dissonances on the strong part of the pulse? What are the three preparations for such dissonances? And the names for those preparations? Why

does a composer sometimes leave a dissonance unprepared?

61 When a class is competent to study this subject of dissonances, how does the teacher introduce it practically to their attention?

62 Among full-pulse dissonances, which of them are used more freely when the pulses move quickly than when they move slowly? How are forestrokes used when smoothness of melody is the object, and how when dissonant effect is desired?

63 Describe the six additional cadences introduced in the two-part exercises of this step.

64 What is a section? What is a phrase? What is a period? What is a section of two measures called?—One of three measures?—One of four?

65 What are the three principal elements of good Form? Why is it more important for the singer to study the principles of musical form than for the listener?

66 What are the three questions which even elementary pupils should answer in respect to every tune, before it is sung? What are the other questions which pupils should answer in a complete parsing of musical form?

67 How should modulator voluntaries at this step be conducted?

68 Whence the necessity of sight-reading from books?

69 Whence the importance of memorizing the modulator?

70 Why are memory patterns of use?

71 Give reasons for the practice of memory singing.

72 What new powers of dictation do the time exercises of this step bring to us?

73 Why should pointing from memory as well as writing be continued?

PRACTICE.

74 Hold a steady tone with one breath for twenty seconds.

75 Sing with a beautiful forward quality of voice each part of Ex. 121 in key E, M. 70.

76 Name pulse by pulse the chords in the first and third measures of Ex. 122, p. 45.

77 Laa in perfect tune the second part of Ex. 122, while your teacher or some other person, with correct voice, laas the first or third part. p. 45.

78 The teacher having caused to be sung to figures consecutively, chord by

chord, Ex. 122, omitting the second measure, let the pupils say to which figures the chord Da was sung; the same with Exs. 123 to 126. Even elementary pupils should know by ear the mental effects of the principal chords in their a position. pp. 45 to 47.

79 In the same manner let the pupil distinguish the chord of Sa in Exs. 122 to 126.

80 In the same manner let the pupil distinguish Fa in Exs. 122, 123, and 124.

81 In the same manner let the pupil distinguish Sa in Exs. 122 & 123.

82 In the same manner let the pupil distinguish La in Ex. 126.

83 Listen to the laaing of Exs. 123 to 126 and name the cadences. p. 45.

84 In the same manner as question 78 let the pupil distinguish the chord Db in Exs. 124 and 125. This and the following four questions (to 88) may be answered by the more advanced pupils.

85 In the same manner let the pupil distinguish Dc in Exs. 124 and 125.

86 In the same manner let the pupil name Fb in Exs. 124, 125, and 126, carefully distinguishing it from La.

87 In the same manner let the pupil name *Rb* in Ex. 124, and *Tb* in Ex. 126, carefully distinguishing them from *Ea*.

88 In the same manner let the pupil name *To* in Ex. 128, and *Tb* in Ex. 125, carefully distinguishing them from *TSe* and *TSe*.

89 The teacher singing or causing to be sung to figures (one to seven twice) Ex. 127b, let the pupil decide on what figure the distinguishing tone of the first sharp key was heard. The same with Ex. 128. p. 50.

90 In the same manner let the pupil name the distinguishing tone of the first flat key in Exs. 130, and 131.

91 The teacher singing or causing to be sung to figures (eight to one line, six to the next) Ex. 133, let the pupil name by its figure first the distinguishing tone of transition, and second that of returning transition.

92 The same with Ex. 136. Sevens metre.

93 The same with Ex. 140. Common metre, or eight-sixes.

94 The same with Ex. 143.

95 Signal by manual signs and from memory, so that quick pupils could sing from your signalling, Exs. 65, 99, and the air of 97. p. 51 and preface.

96 Signal, as above, the first and third parts together of Exs. 85, 86, and 123.

97 Signal, as above, the first and third parts of Exs. 124, 125, and 126.

98 Mark the best breathing places (to suit the phrasing and the sense) for the first and second verses of Ex. 133, second line of the poetry, and Ex. 134, third line of the poetry.

99 Add any marks of expression (p. 30) which occur to you in Exs. 140, 142, 143, 144, and 145.

100 Pitch without a tuning-fork the keys B, B flat, E, E flat, and A flat. The pupil has to satisfy this requirement, if when tested he is found to be wrong so much as a step.

101 Sing to words any one of Exs. 133 to 145 as required, p. 25, question 46.

102 Enunciate, with freely moving jaw, Ex. 146, first with the vowel *aa*, next with the vowel *oo*. (p. 61.)

103 Enunciate Ex. 147, first with the vowel *ai*, and then with the vowel *oa*.

104 Enunciate Ex. 148, first with the vowel *ee*, and then with the *au*.

105 Sing correctly on a single tone any three words from each paragraph

of Ex. 149 which the teacher points to.

106 The same with Ex. 150.

107 The same with Ex. 151.

108 The same with Ex. 152.

109 Recite, in exact time, the examples in the second column, p. 63.

110 Taatai on a single tone, exactly as marked, the rhythms of Exs. 123, and 125.

111 Taatai from memory any one of the Exs. 157 to 161,—the first pulse being named.

112 Taatai the upper part of any one of the Exs. 170 to 174.

113 Beat, as directed (p. 66) four two-pulse measures at the rate of M. 60, pause for two measures, and continue the beating at the right moment for two measures more. A silent metronome not seen by the pupil is the best test of this exercise.

114 The same, with four-pulse measure, M. 90.

115 The same, with three-pulse measure, M. 60.

116 The same, with six-pulse measure, M. 120.

117 Sing to *kaa* with the thin register Exs. 162 or 163 whichever the teacher chooses. p. 66.

118 Sing to *kaa* with the thick register Exs. 164, 165, & 168, whichever the teacher chooses.

119 Sing to *kaa* Exs. 168, and 169, whichever the teacher chooses, making the registers of the same loudness and quality.

120 Mark, for the Tenor singer, in Ex. 133 first, the optional tones, and next the places at which it is most advisable to change register, as is done in Exs. 170 to 173, and as suggested, p. 68 and question 53 above.

121 The same, with Exs. 135, 136, 137, 138, 143, and 145.

122 Without, at the time, referring to pp. 68 and 69, turn to examples of the part-pulse passing tone—anticipation tone—waving tone—hanging tone—guiding tone—horizontal forestroke—oblique forestroke—waving forestroke—unprepared forestroke.

123 Without, at the time, referring to p. 69, turn to examples of the full horizontal forestroke—the oblique forestroke and the unprepared forestroke.

124 Without, at the time referring to p. 69, find examples of the following cadences, F—R,—S—D,—D—weak pulse S—weak pulse D.

125 Parse any one of Exs. 97, 115,

134, 136, and 140, which the teacher may select.

126 The same with Exs. 141 to 145.

127 The same with Exs. 113, 119, 120, 174, 175.

128 Mark the best breathing places in each part of Exs. 170 to 172, so as to sustain the voice, shew off the musical phrases, and not interfere with the sense of the words.

129 Add any marks of expression (see p. 30) which occur to you to Exs. 170 to 174.

130 Sing to words any one of Exs. 170 to 174, as required, p. 25, question 46, which the teacher may select.

131 Follow the examiner's pointing in a new voluntary, striking the distinguishing tones both of the first sharp and the first flat keys by leaps, and singing to *laa*.

132 Point and sol-faa on the modulator, from memory, any one of Exs. 133 to 144, chosen by the examiner.

133 Write, from memory, any other of these twelve exercises chosen by the examiner.

134 *Laa*, at first-sight, any exercise not more difficult than these twelve.

135 Say aloud or write down, without looking at modulator or book, the bridge tones, to right and to left of each scale tone, as directed, p. 51.

136 Tell which is *je* and which is *ta*, as directed, p. 25, question 56.

137 Tell what tone (*je* or *ta*) is *skaa*, as directed, p. 25, question 57.

138 Taatai any rhythm of two or three four-pulse measures, belonging to this step, which the examiner shall *laa* to you. See p. 25, question 58.

139 Taatai in tune any rhythm of two or three four-pulse measures, belonging to this step, which the examiner shall *sol-faa* to you.

140 Sing to words, from memory, any one of Exs. 133 to 145 chosen by the examiner, singing either part, but taking the *last* verse of the words.

141 Write correctly the three musical phrases which would be dictated as follows:—1st, "TAATAI *me doh*"—"sufatefe *me ray doh*"—"TAAfe *te₁ doh*"—"TAA *ray*." 2nd, "tafatefe *doh ray me*"—"TAATAI *me doh*"—"tafatefe *me ray doh te₁*"—"TAA *doh*." 3rd, "taataitee *doh me soh*"—"Taa-aitee *fah ray*"—"TAATAI *fah me*"—"TAATAI *ray doh*"—"TAA *te₁*."

FIFTH STEP.

To practise more advanced Chest Klang and tuning exercises. To read chords disguised by notation. To recognise chromatic chords. To perceive the power of cadence and emphasis in developing the mental effect of a tone. To distinguish the various Modes of the Common Scale. To recognise and produce the characteristic cadences, and distinguishing tones of the Modern Minor. To recognise and produce Modulation and Transitional Modulation. To recite correctly. To arrange words for Chanting. Perception of the various modes of delivering tones,—attack and release. To practise the degrees of Musical Force and Speed. To apply them to the various requirements of Melodic and Harmonic Expression. Parsing Musical Passages. The small Register. The lesser Breaks. Perception of Registers. Scales of Registers. Classification of voices. Management of optional tones. Agility of voice. Sixths, Eighths, and Ninths of a pulse. Rare divisions of Time.

Chest and Klang.—For each key the singers change parts. At M. 60 the lower voices will have to economise their breath for 24 seconds. Key E \flat , the upper voices slurring each Phrase of six tones to the forward Italian *laa*, M. 80. Key F, *koo-ing*, M. 72. Key E, *laa-ing* as above, M. 60. Key F \sharp ,

Sol-faing, M. 92. In all these keys Basses may use the thin register for d'. Tenors should not need to do so. This exercise is not to be sung *staccato*. The notes must not be detached, but on the other hand they must not be slurred into one another. There must be a clear stepping from note to note.

Ex. 176. KEYS E \flat , F, E, and F \sharp Chest and Klang Exercises.

\dagger : d m s d' l s m : d m s d' l s m : d m s d' l s m : d m s d' l s m : d m s d' l s m : d m s d' l s m : d m s d' l s m : d m s	\dagger : d f l d' l f : d f l d' l f : d f l d' l f : d f l d' l f : d f l d' l f : d f l d' l f : d f l d' l f : d f l	\dagger : d s ₁ t ₁ r f r t ₁ s ₁ t ₁ r f r t ₁ s ₁ t ₁ r f r t ₁ s ₁ t ₁ r f r t ₁ s ₁ t ₁ r f r t ₁ s ₁ t ₁ r f r t ₁ s ₁ t ₁ r f r t ₁ s ₁ t ₁ r	D.C. : - - - - - - - - - - - - - - - - - - - - - - - - - - - - - - -
{ Skaa - - - - - - - - - - - - - - - - - - - - - - }	{ : d - - - - - - - - - - - - - - - - - - - - - }	{ - - - - - - - - - - - - - - - - - - - - - - - - }	{ : - - - - - - - - - - - - - - - - - - - - - - - - - - - - - - - }
{ Skaa - - - - - - - - - - - - - - - - - - - - - - }	{ : f - - - - - - - - - - - - - - - - - - - - - }	{ - - - - - - - - - - - - - - - - - - - - - - - - }	{ : - - - - - - - - - - - - - - - - - - - - - - - - - - - - - - - }

\dagger : d f l d' l f : d f l d' l f : d f l d' l f : d f l d' l f : d f l d' l f : d f l d' l f : d f l	\dagger : d s ₁ t ₁ r f r t ₁ s ₁ t ₁ r f r t ₁ s ₁ t ₁ r f r t ₁ s ₁ t ₁ r f r t ₁ s ₁ t ₁ r f r t ₁ s ₁ t ₁ r f r t ₁ s ₁ t ₁ r f r t ₁ s ₁ t ₁ r	D.C. : - - - - - - - - - - - - - - - - - - - - - - - - - - - - - - -	: - - - - - - - - - - - - - - - - - - - - - - - - - - - - - - -
{ : - - - - - - - - - - - - - - - - - - - - - - - - - - - - - - - }	{ : d s ₁ - - - - - - - - - - - - - - - - - - - - - }	{ - - - - - - - - - - - - - - - - - - - - - - - - }	{ : - - - - - - - - - - - - - - - - - - - - - - - - - - - - - - - }
{ - - - - - - - - - - - - - - - - - - - - - - - - }	{ - - - - - - - - - - - - - - - - - - - - - - - - }	{ - - - - - - - - - - - - - - - - - - - - - - - - }	{ : - - - - - - - - - - - - - - - - - - - - - - - - - - - - - - - }

Examination of Voices.—Since the proximate classification of voices, at the third step, p. 29, many voices will have changed. Cultivation will have developed new capacities. Each voice should therefore be examined afresh, and a report of its present physical condition drawn out, shewing its easy Compass, and its Quality and Volume in each register. The teacher will know, by its Best Region, whether it should be called First or Second Soprano, First or Second Contralto, First or Second Tenor, or, First or Second Bass. In large classes, and in ordinary evening classes, the teacher will not have time to go through this important process, unless he can command competent assistance. But, where-

ever it can be done, every pupil should, several times in the Course, receive advice about the character and management of his voice. He should in fact be "put in charge" of his own voice, and expected to present it in improved condition at the next examination.*

TUNING EXERCISES, for the purpose described at p. 14, can now be continued, and with the same process—except that there can be no changing of parts. When the men's voices are practised, the parts marked for first and second Soprano, should be sung by first and second Tenors, and those marked first and second Contralto, by first and second Basses.

* See p. 103, and the "Voice Report Book," 1s.

Ex. 177. KEY G. S.S.C.C., or T.T.B.B.

$\left\{ \begin{array}{l} \hat{s} \\ m \\ d \\ d_1 \end{array} \right.$	d	:l		s	:—		\hat{m}	fe	:s		s	:fe		s	:—		
	m	s	:f		m	:—		d	r	:r		r	:r		r	:—	
	d	d	:d		d	:—		d	d	:t ₁		l ₁	:d		t ₁	:—	
	d ₁	m ₁	:f ₁		d ₁	:—		d	l ₁	:s ₁		r ₁	:r ₁		s ₁	:—	
$\left\{ \begin{array}{l} \hat{s} \\ m \\ d \\ d_1 \end{array} \right.$	f	.m		l	:—		\hat{s}	r	:m		r	:r		d	:—		
	m	r	:d		f	:—		d	r	:d		d	:t ₁		d	:—	
	d	t ₁	:d		d	:—		s ₁	s ₁	:s ₁		s ₁	:s ₁ .f ₁		m ₁	:—	
	d ₁	r ₁	:m ₁		f ₁	:—		m ₁	t ₂	:d ₁		s ₁	:s ₁		d ₁	:—	

'He is-de spised and-re | jected of men — || 'A man-of sorrows — | and ac
 quainted with grief — || . And-we hid-as-it were-our | fa ces from-him — ||
 . He-was-de spised 'and | we es teemed him not — ||
 . . Surely he-hath | borne our griefs — || And — | car ried our sor rows — ||
 Yet-we did-es | teem him stricken — || Smitten of | God and af flic ted — ||
 . 'But he-was wounded 'for | our trans gressions — || . He-was bruised for | our
 in i qui ties — || . 'The chastis ment-of our peace | was-up on him — || And with
 | his stripes we are healed — ||
 . . All we-like sheep 'have | gone a stray — || . we-have turned every | one
 to his own way — || . And-the Lord hath | laid on him — || The in | iqui ty
 of us all — ||
 . . He-was-op pressed 'and he-was | af flic ted — || Yet he | op' ned not his
 mouth — || . He-was brought as-a | lamb to-the slaughter — || . And-as-a sheep-be
 fore-her shearers 'is dumb . so he | op' ned not his mouth — ||

Ex. 178. KEY G.

D. t.

$\left\{ \begin{array}{l} \hat{d} \\ s_1 \\ m_1 \\ d_1 \end{array} \right.$	r	:f		m	:—		\hat{r}	\hat{s}		l . t	:d'		d'	:t		d'	:—	
	s ₁	r	:t ₁		d	:—		t ₁ m	f	:s		s	:f		m	:—		
	m ₁	s ₁	:s ₁		s ₁	:—		s ₁ d	d . r	:m		r	:r		d	:—		
	d ₁	t ₂	:s ₁		d ₁	:—		s ₁ d	f ₁	:m ₁ .f ₁		s ₁	:s ₁		d	:—		

f. G.

$\left\{ \begin{array}{l} \hat{d}'s \\ s r \\ m t_1 \\ d s_1 \end{array} \right.$	s	:ta		l	:—		\hat{l}	f	:m		r	:r		d	:—		
	s r	s	:m		f	:—		d	t ₁	:d		d	:t ₁		d	:—	
	m t ₁	d	:d		d	:—		f ₁	f ₁	:s ₁		s ₁	:s ₁		m ₁	:—	
	d s ₁	m ₁	:d ₁		f ₁	:—		f ₁	r ₁	:d ₁		s ₁	:s ₁		d ₁	:—	

And-I heard-a great voice out-of | heaven — saying — || 'Be hold-the Taberna cle-of
 | God — is with men — ||

'And he-will dwell-with them-and they-shall | be his people — || And God-him
 self-shall be-with | them and be their God — ||

And God shall wipe a way all tears — | from their eyes — || . 'And there shall be no more death — | nei ther sorrow nor cry ing —
 . . . Neither shall there be — | any more pain — || . For the for mer | things are passed a way —
 . . . What are these which are ar rayed 'in | white — robes — || And — | whence — came — they —
 . . . These are they which came out of | great tribu lation — || . And have washed their robes 'and made them | white in the blood of the Lamb —
 . They shall hunger no more . neither | thirst any more — || . Neither shall the sun light on them . | nor — an y heat —
 . For the Lamb which is in the midst of the throne 'shall | feed — them — ||
 . And shall lead them unto | liv ing foun tains of waters —
 || : 'And God 'shall | wipe a way — || All — | tears — from their eyes — ||

Disguised and Chromatic Chords.—In Ex. 177 the chord on the 7th pulse may at first be read ⁷E^bRe, but a little study of the modulator, and a quiet listening to the progression of the chord, show it to be ⁷Sc. It is disguised by what is called the improper notation of transition. (See pp. 52, 51). In analysing disguised chords we write the true name of the chord, and its resolution in parenthesis thus:—(⁷Sc D.)

Chromatic Resolution.—The same chord at the 12th pulse of Ex. 179 is *not* a disguised transition chord, because it is resolved chromatically. (See p. 52). Instead of moving to S, which would make

a real (S D), it moves to Dc, a chord which, like ⁷S and D^b, has a peculiar power of deciding the key. Dc, while it is itself the very Tonic of the key, puts also the very dominant tone of the key in the most prominent position,—the Bass. Thus the chord ⁷E^bRe, threatened a transition only to show how fast it clung to the original key. In the same way we notice that ¹²aD in the 15th pulse of Ex. 178 is only ⁷S disguised. It makes the transition which we express thus, (⁷S D). But, the same chord in Ex. 179—4th pulse, is not a disguised transition chord, because it is resolved on ⁷S, the deciding chord of the original key.

Ex. 179. KEY C.

W. G. M^rN.

s : s	d [*] : ta.ta t : d ¹	r ¹ : r ¹ .r r ¹ : m ¹	f ¹ : r ¹ r ¹ : r ¹	d ¹ : —
Lord, have	mer - cy up - on	us, And incline our	hearts to keep this	law.
m : m	s : s . s s : —	s : s . s s : s	l : l s : — . f	m : —
d ¹ : d ¹	d ¹ : d ¹ .d ¹ r ¹ : d ¹	t : t . t d ¹ : d ¹	d ¹ : d ¹ d ¹ : t	d ¹ : —
Lord, have	mer - cy up - on	us, And incline our	hearts to keep this	law.
d : d	m : m . m f : m	s : s . s d ¹ : d ¹	f : fe s : s	d : —

Ex. 180. Name all the chords in Exs. 177 to 179.

Effect of Accent, Cadence, and the Over-fifth in developing the mental effect of tones. It is easy to understand how the placing of any particular tone under the strong accent of a tune, will necessarily bring its proper mental effect into notice. It is also easy to understand how those resting points in a tune, called Cadences, p. 48, must give emphasis and importance to the tone on which they close. A close implies a pause to follow, and even in Elocution, a pause after a word gives it emphasis. In these Rhythmic

close there is also, very commonly, a descending motion of the Melody which gives weight to the tone it falls upon. The very name—"Cadence," springs from this idea. But another source of emphasis is more easily felt than explained. It is the influence on any tone of its over-fifth, or what is the same thing, of its under-fourth. Though we cannot give *reasons* for the power of the over-fifth in music, it may be interesting to observe that, in the order of consonances, the Fifth is, next to the Octave, the most perfect, and that the Fourth is next to it in truth of accord; that when a musical sound is resolved into its constituent parts, the

Fifth is the third part or "partial," the First after the Octave of the Fundamental Tone,—that in Harmony, which is only Closer Melody, the Fifth soon came to be called the Dominant on account of its acknowledged power in deciding the key, and that *Consecutive* Fifths in Harmony are felt to be hard and disagreeable, probably because they suggest the idea of two tones with Dominants where one only is wanted. In the first line of a well-known tune, "St. Bride's," we have *l* made emphatic and predominant.—1st, by the cadence upon it, and—2nd, by the motion to and from its under-fourth:—

:*l* | *m* :*l*.,*t* | *d* :*t* | *l* :— | — ||

By precisely the same means, in its next line, *ç* is made predominant:—

:*d* | *s* :*d*.,*r* | *m* :*r* | *d* :— | — ||

In the third line no one tone is made to predominate in the melody:—

:*m* | *r* :*d* | *t* :*l* | *s* :*f* | *m* ||

But in the last line, by the influence of its over-fifth, by accent and by cadence, *l* again predominates:—

:*m* | *l* :*r* | *d* :*t* | *l* :— | — ||

Another example is afforded by the old tune. "Martyrs." When written according to the oldest copies, those which correspond with the present singing of the tune in the Highlands of Scotland, the tone *r* is made to predominate, in the first line by its twice rising to its over-fifth, and making a cadence on it:—

:*r* | *f* :*r* | *l* :*f* | *m* :*r* | *l* ||

In the second line by its cadence on the under-fourth:—

:*l* | *d* :*l* | *t* :*r* | *l* :— | — ||

In the third line by its cadence:—

:*l* | *d* :*s* | *l* :*f* | *m* :*r* | *l* ||

And in the last line, after three cadences on the fifth of *r*, by a very decided cadence on *r* itself falling from its over-fifth:—

:*d* | *t* :*s* | *t* :*l* | *r* :— | — ||

The Modes.—This power of making any one tone of the Scale so prominent as to stamp its own character on the whole or any part of a tune, was early understood among all nations, long before that we now call harmony was known. In the

old Greek and Latin music there were as many *Modes* of doing this as there are tones in the Scale. In each mode special predominance was given to some one tone. Even to the present day the great eastern nations of Persia, India, and China, who dislike our harmony, are exceedingly exact about the correct intonation of the various modes of melody. (See examples in the "Historical Specimens" of my "Common Places of Music"). Much of the old music of Scotland, Ireland, Wales, and England, cannot be written as still traditionally sung, except by the use of these modes; and when (as in the case of "Martyrs" in Scotland, "Bangor" in Wales, and other well-known tunes) musical men, seeking to be wiser than Bach and Handel (who recognized the modes), altered the melody to suit the supposed requirements of modern harmony, and printed these altered melodies, the consequence was that the people either ceased to use the tune or continued to sing it differently from the printed copy.

The Modes are called by various names; by the Greek, the Latin, the Indian, and the Chinese writers on music. It will be sufficient for us to call them by the name of the Scale-tone, whose mental effect pervades them. Thus we have three modes with a major-third above the principal tone or Tonic—three major modes—those of *Doh*, *Fah*, and *Soh*, and three minor modes, those of *Lah*, *Ray*, and *Me*. The mode of *Te* with its diminished fifth, is but little used. Of the major modes, that of *Doh* is almost exclusively used in modern times and among the western nations. It was called, in ancient times, the Secular Mode—the mode of the dance and the song rather than of Ecclesiastical solemnity. No other mode suits modern harmony so well. Of the minor modes, the *Lah* mode has come to be the only one used among the nations of modern Europe, in connection with harmony. It could not be adapted to harmony, however, without alterations; and these so much modified the pure effect of the old mode, that we prefer calling the modified form "the Modern Minor" instead of "the Lah Mode." The history of the tune "Dundee" or "Windsor" will illustrate this. In its original form, and also as copied from ear by Dr. Mainzer, in his "Gælic Psalm Tunes," it is a *Ray* mode tune, and cleared from Gælic flourishes, reads thus:—

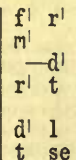
:*r* | *r* :*m* | *f* :*m* | *r* :*r* | *d* || *f* | *l* :*s* | *f* :*m* | *f* ||

:*f* | *l* :*s* | *f* :*m* | *r* :*r* | *d* || *f* | *m* :*r* | *r* :*d* | *r* !

This melody could have been written so as to begin on l instead of r, without altering the intervals. Melody alone would not decide which mode it is in. When harmony began to meddle with it, a "leading tone" to the r was wanted, and the three d's were changed in some printed copies into de—which is a little step beneath r. In this form the tune appears in Este's "Whole Book of Psalms," A.D. 1592. But, so strong was the resistance of the popular ear to such an alteration of the melody that, forty years later the tune appears in John Knox's Psalter with the first and second d's unaltered, and only the last made into de. Later still, harmonists found the *Ray* mode, for other reasons (See "Construction Exercises," p. 90.) unfavourable to their purpose, and wrote the tune in the *Lah* mode, altering the three notes as before, thus:—

:l | l :t | d':t | l:l | se|| d' | m':r' | d':t | d' ||
:d' | m':r' | d':t | l:l | se|| d' | t:l | l:se| l ||

But the alteration of the notes in the books did not necessarily alter the tones of the people's singing, and wherever books and instruments do not dominate, there may still be heard the clear, firm, solemn cadences of the old melodic mode, | l :l | s or in its older form | r :r | d and | l :s | l or | r :d | r. Thus, in the Highlands of Scotland, this tune is still sung. Even in England the modern version of the tune is seldom used, except where there is an organ or some other instrument to *make* the voices sing according to book. It is felt by all that *se* introduces a wierd unsettled effect, and greatly alters the whole spirit of the tune. It creates also a difficulty in striking the d' with which the next line begins. The ear naturally regards *se* as a new t, and can easily strike after it, t or r', because they have something to correspond with them in the supposed new key; but is puzzled to find d'. (See the diagram at the side). So, in the history of this tune, a curious thing happened. When musicians began to alter its melody, the people in the churches of Scotland, without presuming to resist the demands of harmony, or to contend against a learned Precentor or a Choir, fell instinctively into the expedient of striking some other tone of the



same chord, which was easier than the uncertain *se*, and from which they could more easily rise to d'. A new tune called "Coleshill"—not interfering with the harmonies of Dundee, was the result. It reads thus:—

:l | l :s | d' :s | l :l | m ||
:d' | m' :r' | d' :s | d' || d' | m' :r' | d' :s
| l :l | m || d' | s :l | r'.d':t | l ||

The Doric or Ray Mode.—Before the introduction of modern harmony, this mode was the principal one used for worship. Throwing its emphasis on the earnest "prayer-tone" r, it was *strong* and *hopeful* as well as *sad*. The softer *Lah* mode cannot take its place. Much less can the modern minor with its sense of restless unhappiness. In Wales, both North and South, this mode is much preferred to the *Lah* mode, and popular tunes, printed in one mode, are sung in the other. The difference

l	r	is easily observed, because (in addition to the question of the artificial leading tone) the expressive cadence d' t l in the
s	d	<i>Ray</i> mode, becomes s f m in the <i>Lah</i> mode.
t		It is like transition to the first-flat key.
f		(See diagram). Let the pupils notice and
m	l	describe the changes of melody, which
		would be necessary to put the tune
r	s	"Martyrs" above into the <i>Lah</i> mode.
		Let them do the same with the following
d	f	old <i>Ray</i> mode tunes—singing them in
t	m	both modes. The first is the burden or
		chorus of an ancient Christmas Carol
l	r	"Nowell, nowell," which Mr. Chappell
		ascribes to A.D. 1460:—

:r | r : - : f | m : - : d | m : - : r : d : t,
| l : - : l | d : - : d | r : - : r | m : - : m
| d : - : - | r : f : m | r : - : d | r : - : ||

The next—"Bangor," is a tune of the ancient British Church, as it may now be heard in the churches of Wales and Scotland whenever sung without book or instrument:—

:l | f : m | r : l | r' : d'.t | l ||
:l | l : d'.t | l : s | l ||

:l | r' :d' | r' :f' | r' :d'.t | l ||
 :l | r' :l .s | f :m | r ||

These studies are not mere matters of curiosity, or of history, for by far the largest part of the population of the world, at the present moment, makes use of these various modes in singing. Missionaries, above all others, should study this subject well.

The Modern Minor is built on the ancient *Lah* mode with adaptations to modern harmony. The relation of tones to one another is more strongly felt when they are sounded together in harmony than when they are merely heard successively in melody. Harmony, therefore, introduces new principles. The chief principle of modern harmony is that which chooses a particular chord, called the Tonic Chord, makes it preoccupy the ear, and ther. makes the chord on its over-fifth, its dominant, and that on its under-fifth, its sub-dominant, minister to it. The meanings and uses of these terms are given on pp. 20, 27, and 46, and at p. 48, this principle of "Chord Relation" is illustrated by the cadences. Those who not only see, but *listen* to these cadences, will understand what is meant. In the common, bright, clear *Doh* mode the chord relationship was satisfactory and pleasant. Two strong major chords, S and F, two-fifths apart, yielded and ascribed superiority to the chord D, which stood equidistant between them. The modern minor is an attempt to apply the same chord relation to the *Lah* mode. But in no other mode, except that of *Doh*, are the Tonic, Dominant, and Sub-dominant all major chords,—and the ear naturally dislikes two unsonorous minor chords (See p. 46), together, especially in a cadence.

SE.—In the *Lah* mode, *L* the Tonic, *M* the Dominant, and *R* the Sub-dominant are all minor. The first harmonists sharpened the third of the Tonic *L*, making the chord *l de m*, and this is still done sometimes in slow music, but the most satisfactory artificial arrangement is that which sharpens the third of the Dominant *M*, making *m se t*, whenever it is wanted as a dominant. Occasionally, however, *s* is still used, especially in descending stepwise passages. *Se* is related to *l* as *t* is to *d*.

Bay.—The use of *se*, instead of *s*, makes a great unpleasant gap in stepwise passages, between *se* and *f*. Therefore, in such passages the composer often introduces another tone which he uses in place of *f*. It is related to *se* as *l* is related to *t*. We call it *bay* and write it *ba*. :l | *se* : *ba* sounds much like :d' | *t* : *l* and :m | *ba* : *se* | *l* sounds like :s | *l* : *t* | *d*'. There are, therefore, two "alternative tones" in the modern minor, one introduced for harmony's sake, the other for the sake of melody. *Bay*, however, is not so often substituted for *f* as *se* is for *s*.

Difficulties of the Singer.—These arise from the modern minor, with its altered notes, being so like, and yet so unlike, the major of the same Tonic. See diagram at the side. The ear is drawn away from the key and confused. To prevent this it is best to train the singer to imitate the *relative* major, not the *Tonic* major, and so to keep the *Doh* in mind. Thus the teacher patterns on the modulator | *m* : *d* | *t* : *d* | and immediately follows it by | *d* : *l* | *se* : *l* |. After a time he will give any major phrase and *ask* for the corresponding minor. The difficulty, already noticed, of striking *d* after *se* is increased by the introduction of *ba*, because *ba* strengthens the feeling of a change of key. This feeling also makes it difficult to strike *f*, (especially by leap) as is seen by the diagram at the side, and felt by all singers. It will be easily seen from the diagram, and has often been felt by the teacher, that in singing such a phrase as this : *m* | *ba* : *se* | *l* : *t* | *d* : — the pupils will sing *de* instead of *d*, and even in singing such a passage as this : *m* | *ba* : *se* | *l* : — | *m* : — the pupils, instead of falling upon the same note with which they began, sometimes sing *de* as though it were the *m* of the major key drawn at the side. Such exercises as the following should be constantly practised from the Modulator, first *sol-fa*ing and then *la*ing, always singing its relative major before each minor phrase.

D.C.

| *d* : *m* | *r* : *t* | *d* : — | *l* : *d* | *t* : *se* | *l* : — |

D.C.
|d' : t | l : t | d' : - || l : se | ba : se | l : - ||

D.C.
|m' : d' | s : l | t : d' || d' : l | m : ba | se : l ||

D.C.
|m' : d' | t : l | s : - || d' : l | se : ba | m : - ||

D.C.
|s : l | t : s | m' : - || m : ba | se : m | d' : - ||

The teacher patterns the relative major.

|m : se | t : m | d' : l | se : l | m : se | l : - ||

|d' : t | l : se | l : ba | se : l | m : se | l : - ||

But few composers understand about this. They therefore sometimes introduce tones which give great trouble to the singer, without adding, in the least degree to the beauty of the music. When composers write for a hired theatre-chorus (who dare not say that anything is difficult—much less hint that it is unnatural), we cannot wonder at their mistake. Even Handel has sometimes thus erred, and his notes to the phrase “Till thy people pass over, O Lord,” are seldom correctly sung even by the Handel Festival chorus at the Crystal Palace. Tonic Sol-faists, after this warning, will know the difficulty and master it. Modern composers for the voice ought to know the difficulty and, except when it adds beauty to the music, avoid it.

The Exercises.—As the modern minor is so much the creature of harmony, it should be first studied in such exercises as the following six. They are simply previous Tuning Exercises changed into the modern minor:—

Ex. 181. KEY E. L is C#. Compare Ex. 85.

{ |l | l : l | se : - || se | l : l | l : se | l : - ||
|d | m : d | m : - || m | m : d | d : t₁ | d : - ||
|l₁ | d : l₁ | m : - || m | d : l₁ | m₁ : m₁ | l₁ : - ||

Ex. 182. KEY B. L is G. Compare Ex. 86.

{ |d | d : t₁ | d : - || d | t₁ : l₁ | t₁ : t₁ | d : - ||
|l₁ | l₁ : se₁ | l₁ : - || l₁ | se₁ : l₁ | l₁ : se₁ | l₁ : - ||
|l₁ | l₁ : m₁ | l₁ : - || l₁ | m₁ : d₁ | m₁ : m₁ | l₁ : - ||

St. Co. (New).

Ex. 183. KEY B. L is G. Compare Ex. 123.

{ |m | d : f | m : - || m | d : f | t₁ : r | d : - ||
|d | l₁ : r | d : - || se₁ | l₁ : l₁ | se₁ : t₁ | l₁ : - ||
|l₁ | l₁ : r₁ | l₁ : - || m₁ | l₁ : r₁ | m₁ : m₁ | l₁ : - ||

Ex. 184. KEY C. L is A. Compare Ex. 124.

{ |d | r' : t | se : - || f | f : r' | d' : t | l : - ||
|l | f : f | m : - || m | f : l | l : se | l : - ||
|l | r : r | m : - || d | r : f | m : m | l : - ||

Ex. 185. KEY C. L is A. Compare Ex. 125.

{ |d | d' : r' | m' : - || m' | r' : d' | t' : d' : t' | l : - ||
|l | l : l | se : - || l | se : l | l : se | l : - ||
|l | l : f | m : - || d | t₁ : l₁ | m : m | l : - ||

Ex. 186. KEY C. L is A. Compare Ex. 126.

{ |d | m' : r' | d' : - || r' | r' : d' | t : t | l : - ||
|l | d' : t | l : - || l | se : l | l : se | l : - ||
|l | l : m | f : - || f | m : l | r : m | l : - ||

Chord Relation in the modern minor. L is the Tonic of the minor mode as D is of the major. Therefore M, or with its commonly-sharpened third ^{se}M, is the Dominant, and R the Sub-dominant. What is said of the relations and habits of D, S, and F (pp. 21, 26, 27), applies almost equally to L, ^{se}M, and R in the minor. What is said of ⁷S (p. 46), applies to ^{7se}M, and the habits of ⁷R (p. 47), are imitated, as far as possible, by ⁷T, and so on. For exacter particulars—See “Construction Exercises” p. 90 to 101. The chord M (p. 46) is called the “Mediant” in the Major, and D is called “Mediant” in the Minor. “Minor D” (that is D in the minor mode) is as little used as Major M. R is called the “Super-tonic” in the Major, and T in the Minor. “Minor T,” and “Minor ⁷T,” are used like R and ⁷R (pp. 46, 47). L is called the “Sub-mediant” in the Major, and both F and BA are Sub-mediants in the Minor. T is the chord of the “Leading Tone” in the Major, and SE in the Minor. No chord on the flat-seventh of the Minor (S) is used in distinctively Minor passages. It will be noticed that we write the chord-names for the minor mode in Italic Capitals to distinguish them from the same chords when

influenced by the habits of the major mode; for the same purpose of distinction in *speaking* we say "Minor *L*," "Minor *T*," &c. The student should compare the above six chants in every respect with their major-prototypes. To make the comparison one of ear as well as eye, the two versions should be *laad* softly, the student *looking* at the major while the minor is sung, and at the minor while the major is sung.

Ex. 187. Name all the chords in Exs. 181 to 186.

Modulation originally meant singing in mode. We use it for a change of mode, as from the D mode to the *L* mode—from the major to the minor, or from minor to major. Major *tunes* frequently introduce touching cadences in their *Lah* mode or "Relative Minor." (See Exs. 195, Meas. 23, 212, Meas. 14). And, it is almost a necessity for a minor tune, that some large portion of it should be brightened by modulation to the relative major. (See Exs. 189,—5th Meas., 190,—11th Meas., 191,—5th Meas., 192,—4th Meas., 193,—10th Meas.) And even in 188 and 194 there are short phrases of major, with *f* and *s* to distinguish it.

Transitional Modulation.—When the music changes both its key and its mode, at the same time, some beautiful effects are introduced. The commonest change of this kind is that from the major mode to the relative minor of its first flat key. This originates a new "distinguishing tone" which we call (on the "improper method of notation") *de*. The *bay* is often used, disguised as *t*. The phrase : *r* | *de* : *t* ; *de* | *r* is really : 1 | *se* : *ba* : *se* | 1. (See Ex. 234, Meas. 5). This "transitional modulation" is more frequently used in Passing than in Cadence modulation. (See Exs. 233, 245, and 236.) Additional Exercises, —p. 33, 3rd score; p. 47, 4th score; p. 49, 1st score; p. 52, 1st score; p. 54, 2nd, 3rd, and 5th scores; p. 80, 4th score; p. 88, 2nd score, and p. 60, 1st score. Another, though not a frequent Transitional Modulation, is that from the

major to the relative minor of the first sharp key. This originates another distinguishing tone which we call *re*. The *bah*, in this case, is rarely used, but it would be called in passing modulation *de*. The transitional modulation of the first remove—minor to major is more common. Cases may be found moving to the first flat key in Add. Exs. p. 60, 3rd score; p. 69, 1st score; p. 88, 4th score,—and to the first sharp key in Add. Exs. p. 33, 3rd score; p. 59, 1st score; p. 60, 4th score; p. 79, 3rd score; p. 87, end of second score; p. 96, 1st score.

Accidentals.—Properly speaking, nothing is accidental in music, but this word is frequently used to indicate any tones which are out of the common scale. It will be the student's business to judge whether these tones indicate transition *from* the key, or lead to a chromatic effect *in* the key, or are merely brief ornamental passing or waving tones. In the Tonic Sol-fa notation we indicate a sharpened note by altering its vowel into *ee*, thus *d*, *dee*, (written to save space *de*) and a flattened note by altering its vowel into *au* as in *caught*, thus *m*, *mau*, *l*, *lau*, *s*, *sau*, and *r*, *rau*. To save space these are written—*ma*, *la*, *sa*, *ra*. See Ex. 247.

Rare Accidentals.—In uncommon cases like those in Ex. 247, the sharp of *l* is introduced. It is called *le*. It seldom has any very traceable key-relationship, but is introduced as an accompanying third to *de*. In the same way, but in exceedingly rare cases, *bay* is sharpened generally to accompany *le*. It is called *be*. In even rarer cases still, the sharps of *m* and *t* are required. They could not be properly written respectively *f* and *d*, because that would make them slightly too high. The sharp of any tone bears a fixed relation—that of a little step to the tone above. Its relation to the tone from which it is named, varies slightly according as it is taken from a greater or a smaller step of the scale; but it is always less than a little step. The sharp of *m* may be called *my*, that of *t* may be called *ty*. If in similar out-of-the-way cases, the flats of *d* and *f* were required, the flat of *d* would be called *du*, and that of *f* would be called *fu*. See "Staff Notation," p. 31.

FAREWELL, MY OWN NATIVE LAND.

Ex. 188. KEY B7. *L* is *G*. Rather slow.

Air "The Shepherd's Daughter."

{ : <i>m</i> <i>l</i> : - . <i>l</i> <i>t</i> <i>d</i> : <i>r</i> <i>d</i> <i>d</i> : - . <i>r</i> <i>d</i> : <i>m</i> <i>r</i> : - . <i>d</i> <i>t</i> <i>d</i> : <i>r</i> <i>t</i> } 1. Fare - well my own dear na - tive land, Dear friends a long fare - { : <i>m</i> <i>r</i> <i>d</i> : - . <i>l</i> <i>se</i> <i>l</i> <i>t</i> <i>se</i> <i>l</i> : - . <i>t</i> <i>l</i> <i>d</i> : <i>t</i> : - . <i>l</i> <i>se</i> <i>l</i> <i>t</i> <i>se</i> } 2. Fare - well to all my kin - dred dear, My child - hood's home, fare - St. Co. (New.)	<i>l</i> <i>t</i> <i>d</i> : <i>r</i> <i>d</i> <i>d</i> : - . <i>r</i> <i>d</i> : <i>m</i> <i>r</i> : - . <i>d</i> <i>t</i> <i>d</i> : <i>r</i> <i>t</i> } <i>d</i> : - . <i>l</i> <i>se</i> <i>l</i> <i>t</i> <i>se</i> <i>l</i> : - . <i>t</i> <i>l</i> <i>d</i> : <i>t</i> : - . <i>l</i> <i>se</i> <i>l</i> <i>t</i> <i>se</i> }
--	---

{	d	:-		-	:m	r	:-	.d	t ₁	:r	d	:-	.t ₁	l ₁	:d
	well,				Each	lov	-	ing	heart	and	kind	-	ly	hand,	I
	l ₁	:-		-	:m ₁	f ₁	:-	.fe ₁	s ₁	:t ₁	l ₁	:-	.se ₁	l ₁	:m ₁
}	well,				With	thro	-	bing	heart	and	fall	-	ing	tear,	I

CHORUS.

{	t ₁	:-	.l ₁	l ₁	:se ₁	l ₁	:-		-	:-	l ₁	:-	d	:-	t ₁	:se ₁	l ₁
	bid		you	now	fare	-	well.				Fare	-	well,		fare	yo	well.
	r ₁	:-	.r ₁	m ₁	:m ₁	.r ₁	d ₁	:-		-	:-	f ₁	:-	m ₁	:-	r ₁	:m ₁
}	bid		you	all	fare	-	well.				Fare	-	well,		fare	ye	well.

OUR LIFE IS EVER.

NOTE.—Sing it firmly, with the “pressure form” more or less marked on every second pulse of the measure

Ex. 189. KEY C. L is A. M. 66.

Gram.

{	:	:	:m	l	:-	:t	d'	:-	:r'	m'	:-	:f'	m'	:-	:r'
			Our	life	is	ev	-	er	on	the	wing,	And			
	:m	l	:-	:t	d'	:-	:r'	m'	:-	:f'	m'	:-	:r'	d'	:-
}	Our	life	is	ev	-	er	on	the	wing,	And	death	is			

{	d'	:-	:t	l	:-	:l	f'	:-	:f'	m'	:-	:m'	r'	:-	.d'	:r'	m'	d'	:-	.t	:d'	:r'
	death	is	ev	-	er	nigh;	The	mo	-	ment	when	our	lives	be	-							
	l	:-	:r'	d'	:-	:m'	-	:r'	:r'	d'	:-	:d'	t	:-	:t	l	:-	:l				
}	ev	-	er,	ev	-	er	nigh;	The	mo	-	ment	when	our	lives	be	-						

{	t	:-	:m'	d'.m'	f'.m'	r'.d'	r'.d':r'	:-	-	:d'	:d'	t	:-	.t	:t	t	d'	:-
	gin,	We	all	be	-	gin	to	die,	We	all	begin	to	die.					
	se	:-	:se	l	:-	:l	f.l:t.l	:se.ba	se	:m	:l	-	.l:se	:se	l	:-		
}	gin,	We	all	be	-	gin	to	die,	We	all	begin	to	die.					

SUMMER IS GONE.

Ex. 190. KEY B. L is G. *Slow.*

Air, “Fortune, my foe.”

{	l ₁	:-	l ₁	:-	.t ₁	d	:-		-	:t ₁	l ₁	:m	r	:d	t ₁	:-		-	:-		
	1. Sum	-	mer	is	gone,	And	sad	-	ly	sighs	the	breeze,									
	2. Sum	-	mer	is	gone,	And	here	I	sad	-	ly	sigh,									
}	S.S.C.	or	T.T.B.																		
	l ₁	:-		-	:-	.t ₁	d	:-		-	:	d	:t ₁		-	:l ₁	se ₁	:-		-	:-
	l ₁	:-		-	:-	.t ₁	d	:-		-	:	l ₁	:se ₁		-	:l ₁	m ₁	:-		-	:-
}	l ₁	:-		-	:-	.t ₁	d	:-		-	:	m ₁	:-		-	:-					
	Hm,										Hm,										

l_1 :-	$ l_1$:-	t_1 d :-	:-	$:t_1$	l_1 :m	$ r$:d	t_1 :-	:-	:-
Moan	- ing	it	goes	Through	bare	and leaf - less	trees,		
All,	all	a - lone,		Not	one	dear friend is	nigh;		
l_1 :-	:-	$:t_1$ d :-	:-	:-	d : t_1	$:-$ l_1	se_1 :-	:-	:-
l_1 :-	:-	$:t_1$ d :-	:-	:-	l_1 : se_1	$:-$ l_1	m_1 :-	:-	:-
l_1 :-	:-	$:t_1$ d :-	:-	:-	m_1 :-	:-	:-	:-	:-
Hm,					Hm,				

m :-	$ m$:-	m m :-	:-	$:m$	m :s	$ f$:m	r :-	:-	:-
Sweet	flow'rs	are	dead,	The	song - birds	all have	flown,		
Sigh	on,	ye	winds;	Though	spring	a - gain will	come,		
t_1 :d	$ r$:d	t_1 :-	:-	:-	d :m	$ r$:d	t_1 :-	:-	:-
se_1 : l_1	$ t_1$: l_1	se_1 :-	:-	:-	s_1 :-	:-	:-	:-	:-
m_1 :-	:-	:-	:-	:-	d_1 :-	$ t_2$: d_1	s_1 :-	:-	:-
Hm,					Hm,				

r :-	$ s$:-	f m :-	:-	$:r$ d	t_1 : l_1	$ l_1$: se_1	l_1 :-	:-	:-
Sigh	on,	ye	winds,	For	sum - mer	days are	gone.		
Those	dear,	dear	friends,	To	me	can - not re -	turn.		
r :-	:-	:-	d :-	:-	se_1 : l_1	$ m_1$: r :-	:-	:-	:-
t_1 :-	:-	:-	d :-	:-	m_1 :-	:-	r_1 d	:-	:-
s_1 :-	:-	:-	l_1 :-	:-	r_1 : d_1	$:-$ t_2	l_2 :-	:-	:-
Hm,					Hm,				

THE CHRISTIAN'S PARTING WORDS.

Words by James Montgomery.

Russian Air

Ex. 191. KEY C. L is A. M. 50.

D.C.

$ l$:l	$ l.d':t.l$	$ se$:se	$ set$:l.se	$ l$:l	$ l.d':t.l$	$ m'$:se	$ l$:-
l.Let me	go, the day is	break-ing, Dear com-	pan - ions, let me	go;			
r.We have	spent a night of	wak - ing, In the	wil - der - ness be -	low.			
$ d$:d	$ d.m:r.d$	$ t_1$: t_1	$ t_1.r$: $d.t_1$	$ d$:d	$ d.m:r.d$	$ d$: t_1	$ d$:-

$ d'$: d'	$ d'.m':r'.d'$	$ t$:t	$ t.r'$: $d'.t$	$ l$:l	$ l.d':t.l$	$ m'$:se	$ l$:-
Up - ward	now I bend my	way.	Part we	here at	break of	day.	
$ m$:m	$ m.s:f.m$	$ r$:r	$ r.f:m.r$	$ d$:d	$ d.m:r.d$	$ d$: t	$ d$:-

St. Co. (New).

2 Let me go—I may not tarry,
 Wrestling thus with doubts and fears;
 Angels wait my soul to carry
 Where my risen Lord appears;
 Friends and kindred, weep not so,
 If ye love me, let me go.

3 Heaven's broad day hath o'er me broken
 Far beyond earth's span of sky;
 Am I dead?—Nay, by this token
 Know that I have ceased to die.
 Would you solve the mystery?
 Come up hither, come and see.

DRIVE DULL CARE AWAY.

EX. 192. KEY G. L is E.

AIR.—“We be soldiers three.”

<p>1. Drive 1. Drive 2. Come,</p>	<p>dull dull come,</p>	<p>r :- care t₁ :- join</p>	<p>:d t₁ :- a - way, s₁ s₁ :- our song,</p>	<p> l₁ :- .t₁ :d Let us be l₁ :- .s₁ :l₁ Mer - ri - ly</p>
---	--	---	--	--

<p>hap - py, s₁ :-</p>	<p>blithe and gay; l₁ :- .s₁ :f₁ s₁ :-</p>	<p> t₁ :- s₁ :-</p>	<p>s :- .f :m r :- .d :r m :- .r :d m :- .r :d s₁ :- .l₁ :t₁ d :- .t₁ :l₁</p>	<p>join in our d :- .t₁ :l₁ sor - row be-</p>
---	---	---	---	---

<p>lay, s₁ :-</p>	<p>And let us all t₁ :- .d :l₁</p>	<p>sing and be s₁ .- .ba :s₁</p>	<p>mer - ry. l₁ :l₁ :-</p>	<p> - :- :- - :- :-</p>
--	--	--	--	---

Words by
 Byron.

THE DESTRUCTION OF SENNACHERIB.

Music by
 A. L. C.

EX. 193. KEY F. L is D.

<p>1. The Assyrian 2. Like the leaves 3. For the</p>	<p>- rian came of the An - gel</p>	<p>down like a for - est when Death spread his</p>	<p>wolf on the sum - mer is wings on the</p>	<p>fold green, d :-</p>	<p>And his That l₁ .,t₁ And</p>
--	--	--	--	---	---

<p>co - horts host with their d :d breath'd in</p>	<p>were their the</p>	<p>gleam - ing ban - ners face of</p>	<p>in at the</p>	<p>pur - ple sun - set foe as</p>	<p>and were he</p>	<p>gold; seen: pass'd;</p>	<p>And the Like the And the</p>
---	---	---	--	---	--	--	---

St. Co. (New).

{	d' :t :l	s :f :m	l :s :f	m :—	<i>p</i> :d ..r
	sheen of their	spears was like	stars on the	sea,	When the
	leaves of the	for - est when	Au - tumn hath	blown,	That
{	m :s :f	m :r :d	d :t ₁ :l ₁	se ₁ :—	:l ₁ ..t ₁
	eyes of the	sleep - ers waxed	dead - ly and	chill,	And their

{	<i>rit.</i>		<i>dim.</i>							
	m :m :r	d :d	m :m :m	l ₁ :—						
	blue wave rolls	night - ly	on	deep Ga - li - lee.						
host on the	mor - row	lay	with - er'd and	strown.						
{	d :d :t ₁	l ₁ :l ₁	:l ₁ ..l ₁	se ₁ :se ₁ :se ₁	l ₁ —					
	heart but once	heav - ed,	And for	ev - er	grew	still;				

THE JEWISH CAPTIVES.

Ex. 194. KEY A. L is F#. *Slow.*

A. L. C.

{	d :— m :— .r	d :— — :	:	d :— .t ₁
	1.Far, far from home,	Far, far from		from
	2.Far, far from home,	Far, far from		from
{	l ₁ :— se ₁ :— .se ₁	l ₁ :— — :	l ₁ :— m ₁ :— .r ₁	
	3.Far, far from home,	Far, far from		from

{	l ₁ :— — :f	m :— .r d :r	m :— — :m ₁	ba ₁ :se ₁ l ₁ .t ₁ :d .d
	home, Where	Baby - lon's wa - ters	roll, In	si - lence sit we
	home, Our	harps with un - tun'd	string On	wav - ing wil - lows
{	d ₁ :— — :r ₁	m ₁ :m ₁ l ₁ :t ₁ .l ₁	se ₁ :— — :m ₁	ba ₁ :se ₁ l ₁ .t ₁ :d .l ₁
	home, Can	cap - tives tune the	string?	Shall Zi - on's songs be

{	t ₁ :— — : .m	m :— m :—	m :— — : .m	f :— f :—
	down, And bit - ter	tears, And	hea - vy	
	hang, While cap - tors	scoff, And	ask for	
{	se ₁ :— — : .m ₁	r :d t ₁ :l ₁	se ₁ :— — : .m ₁	r :d t ₁ :l ₁
	sung? Je - ru - sa - lem!		My	chief - est

{	f :— — :m	d :r m :r	d :— t ₁ :—	l ₁ :— — :
	sighs, Ex - press the an - guish of	our	soul.	
	mirth, And bid us songs of	Zi - on	sing.	
{	se ₁ :— — :se ₁	l ₁ :t ₁ d :t ₁	l ₁ :— — :se ₁	l ₁ :— — :
	joy! A - way from thee, how can		we	sing?

St. Co. (New).

FORGIVE THINE ENEMY.

Ex. 195. KEY G. D. t. *Fuchs.*

:	:	:	sd ^l :—	t :s	l :t
d :—	t _l :s _i	l _l :t _l	For -	give thine	en - e -
For -	give thine	en - e -	my, thine	en - e -	my, thine

d ^l :s ^l	- .f ⁱ :m ^l	- .r ^l :d ^l .t	l .t :d ^l	- :t	d ^l :—
my, thine	en -	e - my,	thine en -	- e -	my,
m :- .r	d :- .t _l	l _l :l .s	f :- .m	r :-	d .r :m
en -	e -	my, thine	en -	e -	my,

:	:f	m :d	r :m	f :l	- :s .f
- .f :s .d	r :- .r	For - give thine	en - e -	my, thine	en - e -
Forgive thine	en -	e - my,	d :	l _l :f _l	l _l :t _l
en -	e -	my,	For -	give thine	en - e -

m :d ^l	- :t .l	se :—	l .m :l	- :se	l :—	:
my, thine	en - e -	my,	thine en	- e -	my,	:
d :t _l .l _l	f :-	- :m .r	d :- .r, d	t _l :- .t _l	l _l :-	f :-
my,	thine	en - e -	my, thine	en - e -	my,	For -

d ^l :—	t :s	l :t	d ^l :t .l	t .m :m ^l	- .r ^l :l .t	d ^l :—
For -	give thine	en - e -	my, thine	en - e -	my, thine en -	my,
m :d	r :m	f :m .r	m .l _l :l	- :s	f :-	- .m :d .m
give thine	en - e -	my, thine	en - e -	my,	thine en -	thine en -

f. G.

d ^l .s .f	:r .f	m :d ^l	- .t :l	- .s :f	- :m	r ^l :- .r	d :—
thine en - e -	my, For	- give	thine,	thine	en - e -	my.	d :—
r l _l :t _l	d .t _l :l _l .m	f :- .m	r :- .d	t _l .s _l :d	- :t _l	d :—	d :—
my, thine	en - e -	my, thine	en - e -	my, thine en	- e -	my.	d :—

Chanting.—The pupil will now learn the recitations of Exs. 177 and 178, paying special attention to the Consonants as taught at the last Step.

Ex. 196. Sing to words Exs. 177—178, having first learnt the music by heart.

Arranging Recitations.—In connection with the study of Chanting, it will be well for the Teacher to give out a portion of a Psalm or some other

passage of Scripture; to be fully marked for Chanting, with Cadence bars, Pulse divisions, Accent marks, and Type-expression. (See pp. 35, 36, 59). The comparison of these various plans, before the class at its next meeting, will prove both a fine exercise of taste, and an interesting study of the sense and meaning of the words. Besides, the Tonic Sol-faist should give himself the trouble of mastering all these principles of recitation practi-

cally, for he may some day have the duty and happiness of leading a congregation, and then, whether he uses a book marked for recitation like our exercises or not, he will require a practical mastery of our principles, unless he is content with tasteless, sinful "gabbling" instead of chanting.

In commencing such exercises, the student will first cut out the cadences. He will naturally try to arrange these so that the musical accent may correspond with the sense of the words. This cannot always be done. The attempt to do it, in difficult cases, often leads the marker to put too many syllables into the pulses of the cadence—so, that when it is sung quickly, as cadences should be sung, an irreverent dancing effect is produced, and when the cadence is sung slowly, it naturally makes the recitation also both heavy and jerky. The practice of putting *several* syllables into the pulses of a cadence, compels the reciter to put *many* syllables into the pulses of his recitation.* It is certainly better in the cadence—as far as sense will allow—to keep only one syllable for a pulse. Compare :

" : . Which | stilleth the : noise of the | seas
 : . the : noise of their || waves : and the
 | tumult : of the | people " with " : . Which
 | stilleth the : noise of the | seas : . the
 | noise : of their | waves : and the ||
 tu : mull | of : the | people." The last
 can be sung quickly; the first must be slow and heavy, and still jerky.

In preparing the Recitation, let the student first make sure of its beginning and ending. For he must remember that the chant is a mixture of Speech and Song. The Recitation is Speech; the Cadence is Song. This necessitates some compromise, at least some "management" at the points (before and after the cadence) where Speech and Song meet. As an accent comes at the beginning of every cadence, there must always be *before* it either an unaccented pulse, or a *pause* of a pulse supposed to be unaccented. As we cannot well have two strong pulses together, it is unnatural to make any other than a weak pulse between the reciting tone and the cadence. Thus, if in the following sentence we feel the necessity of emphasising both "martyrs" and "praise," we should not attempt to write—" : . The | noble : army
 of | martyrs | praise" but " : . the | noble
 : army of | martyrs : | praise, &c. As every cadence closes with a soft pulse the mind naturally expects the strong pulse to *follow*, and if the words will not bear this, you must give a *pause* to let the

accent pass by. Thus " | Thee : — || : . The
 | holy : Church : throughout | all " or
 better thus " : . The : holy | Church."

Another hint is this. It is important that the student should use a metronome for his recitation, else he will find himself continually varying his rate of movement, and that cannot be done by a great congregation. It is very unnatural to *hurry* the pulses of the reciting tone and *slacken* those of the cadence. They should all move at the same *rapid* rate. If you chant slowly it is impossible to make the pauses indicated by the dots.

In further studying the reciting tone, the careful marker will observe that the two-pulse rhythm is the most common and easy, but the best speech contains a well-arranged variety. As a general rule, the rhythms in which a passage is best *said* are those in which, for chanting, it should be sung. Chanting, however, is not private *talk*; it is public speaking. Public speaking differs from private *talk*ing in this—that the *pulses* in public speaking are necessarily more regular, in order that the voice may carry further. The student, moreover, must not despair if he finds it, in some cases, extremely difficult to reconcile sense and rhythm. Prose is often written more for the reader than the speaker. The prose style of a Bolingbroke, a Brougham, a Gladstone, or a Bright, is quite different from that of a student or a learned translator, who seldom speaks further than across a table, and it is altogether more rhythmical. It was not all the translators of the Bible who studied the rhythmical structure of their sentences. While the student is thus recommended to exercise his judgment and taste in deciding which plan best expresses the sentiments of the words and best draws out the voice of the whole people,—he should be always ready to unite cheerfully in the "use" which he finds established in the church in which he worships.

The following hints are for the Precentor. *First*, avoid chants with high reciting-tones out of the reach of ordinary voices. Long recitations on a high tone are screaming impossibilities to a congregation. *Second*, avoid chants with wide intervals in the cadence. Such cadences are not like the natural cadences of an excited public speaker. They are almost necessarily slow and heavy when a congregation sings them, and "slow" cadence makes jerky recitation.

Expression.—At page 30, a brief and superficial reference to this subject is made. The pupil being

St. Co. (New). * Because the pulses of recitation and cadence should move at the same rate.

now well grounded in the doctrine and practice of time and tune, is free to give full attention to expression. The subject is one of great intellectual and artistic interest, and both voice and mind should go through a thorough training in expression. The chief elements of expression are speed and force. How speed of movement influences the emotional effect of tones has been shown—p. 28. How the various Degrees of Force can influence expression is never known until the pupil has really learnt to control his own singing in this respect. It is one of the simplest, easiest, most effective, and *most neglected* of all the contrivances of music. Ordinary singers employ either an uniform weak draw, or an equally uniform shout. They have never cultivated a *medium force* of voice, and they can never give that light and shade of sound, which, like the varied distances and lights in a painting, throw such a charm over the musical picture. The first thing to be secured—the foundation of all the rest—is a good delivery of each tone, both for the sake of *quality* and *clearness* of impulse.

Delivery of the Voice.—In singing, the student must remember that he is not singing to the top of his head or the bottom of his throat, or to the inside of his mouth, but to an audience in front of him. He will, therefore, direct his breath outwards, in a steady, well-regulated stream, keeping his teeth always wide apart—even when he has to round his lips. By this means he will avoid shrill bird-warbling, bass growling, and vague humming, and will produce a *rich, round tone*, without discordant upper “partials.”

Attack and Release.—Closely connected with a good *quality* of sound, and essential to its production is that clear striking of every tone—that “good attack,” as M. Fétis calls it—that “shock of the glottis,” as Garcia describes it—that firm, but light and elastic “touch” as Mme. Seiler speaks of it—which should become a habit of the singer. Every tone should have a sharp confident opening as well as a distinct close. It should be like a newly cut coin. “Any one,” says Dr. Lowell Mason, “who gives attention to the production of tones by a good instrumentalist, or to the manner in which they strike the ear when the ‘attack’ is made upon them (or when they are first brought forth by a skilful player), cannot fail to observe their great superiority in promptness and energy of delivery, to those usually heard in singing. Indeed, choir or chorus singing can hardly be heard without rele-

ing the fact that whatever proficiency may have been made in reading music, so far as it relates to time and tune, the proper use of the vocal organs in the enunciation or emission of tone has been sadly neglected.” Any one who, in the Crystal Palace or elsewhere, has heard some great artist singing with the accompaniment of a vast chorus, must have been filled with wonder to notice how easily the artist’s voice was heard above the thousands of uncultivated voices. It was greatly because the artist had formed the habit of good attack, and made his voice reach the ear more quickly and more truly. The increasing habit in singing classes (when time, tune, and words are learnt) of studying delivery and expression, *with closed books*, under the guidance of the leader and his bâton, have done much in England to remove this defect,—of bad attack.

Mr. F. Kingsbury, in his sensible pamphlet on the voice says:—Pass the breath in a small stream letting it commence *suddenly*, as if produced by the sudden opening of a valve, but without any further effort. Unnatural forcing of the breath must be avoided, while care is taken not to let it *ooze* out. By this prompt attack, after a few experiments the singer will positively *feel* the back of the throat and mouth *simultaneously* filled, as it were, with a solid body. The muscular power of these parts is felt to grasp or lay hold of the sound. This sensation of laying hold of the tone should always be present to the singer. He will then be conscious of a power to mould and shape the sound at his will.

The following hints from Mr. Ellis will assist the teacher in observing, and the pupil in learning the proper mode of attack. Only, that which he calls the “clear attack,” forms the true action of the glottis to be practised by every singer. In this, the vocal membranes are brought into contact exactly at the moment when the breath is made to act upon them. In the “gradual” attack, the vocal membranes are brought together *while* the breath is being emitted, so that the passage *through* whisper to voice (whisper being speech without the vocal membranes) is unpleasantly audible. As this attack is common in speech, it is the more necessary to guard against it in song. It causes what we call “breathiness.” In the “check” of the voice, the vocal membranes are brought tightly together *before* the breath acts upon them, and are separated with a sensation of a click in the throat. Only for an extreme *staccato* effect should this be

used. In the "jerk," the *proper clear attack* is made with the addition of a sudden jerk of the breath, produced by the diaphragm or muscular floor on which the lungs rest. This jerk can be easily felt by the hand. It is the proper form of the aspirate H for the singer—that is H without "breathiness." But, care must be taken not to allow a puff of wind to escape before the vocal membranes are brought close enough together to make the clear attack. In the "slurred" attack (that is the attack on the second vowel, or the continued vowel in a slur) there is a simple *relaxation* in the emission of breath between the two vowel impulses. So that no very sensible sound is heard between the two vowels, and no "clear" attack is heard on the second. The distinction between the slur and the glide (p. 61.) is this: In the glide the voice continues in full force while the organs are passing from one vocal position to another, and in the slur the voice is continued, but with greatly lessened force. This is true—both in music, when we pass from one tone to another, and in speech when, without change of tone, we pass from one vocal position to another.

The "release" of the vowel by a clear action of the glottis, leaving no ragged ends to the sound, should be very carefully practised. It produces a beautiful an effect as the clear attack itself. The teacher will make his pupils *try all* the various modes of attack, but *practise only* the clear attack. The power of recognizing *bad* execut. on helps the pupil to understand and enjoy that which is *good*.

Degrees of Force.—To give his pupils a proper command of their voices, in this respect, the teacher will find distinct and frequent practice necessary. *The degrees of force* he may introduce in the following manner:—

"Sing me a tone to the open LAH, at an easy pitch of your voice, which shall be neither *loud nor soft*. . . . What shall we call it, if neither *loud nor soft*?" Medium. "Yes, it is called a *medium*, or, to use the Italian word (which has been adopted into all languages for this musical purpose) a *mezzo* (med-zoa)* sound of the voice. Let us write *m* in the middle of the black board, for *mezzo*, and you can

Ex. 197.

f	f	f	f	p	p	p	p	f	p	f	p	p	f	f	p	
1	:1	1	:1	1	.1	1	:1	1	:1	1	:1	1	:1	1	:1	

Ex. 198.

p	p	p	p	f	f	f	f	p	p	f	f	f	f	p	
1	:1	:1	:1	1	:1	:1	:1	1	:1	:1	:1	1	:1	:1	

St. Co. (New). * The inverted full point marks an accent on the preceding syllable.

sing with your medium force, whenever I point there. Let each one try to fix in his mind what is his own medium force of voice, and learn to produce it at command. Sing it now, as I point. . . . Again. . . . &c."

"Sing the same sound *louder*," . . . For the loud sound we use the word *forte* (fortai) or the letter *f*. We will write *f* to the right of *m*, on the black board. . . . "Now sing as I point." (*m. f. f. m. &c.*)

"Sing the same sound *softly*. For the soft sound we use the Italian word *piano* (pyaa'noa), and the letter *p*. We will write *p*, to the left of the *m*, thus:—

p. *m.* *f.*

"Now sing with 'medium,' 'weak,' or 'strong' (*mezzo, piano, or forte*) power of voice, as I point to one or the other of these letters." The teacher points sometimes slowly, sometimes quickly, sometimes in one order, sometimes in another, and the pupils sing accordingly.

When these rough outlines of vocal force have been ascertained, and a good command of them secured, the teacher may proceed to develop, in a similar manner, the *intermediate* and the *extreme* degrees of force, using the marks *m.p.* (*mezzo-piano*), and *m.f.* (*mezzo-forte*), for the intermediate degrees, and *ff.* (*fortissimo*), and *pp.* (*pianissimo*), for the extreme degrees, *very loud* and *very soft*. Let the teacher show, by example, that it is possible to give a very loud tone without *screaming*:—

The black board will now have the following signs marked on it:—

pp. *p.* *mp.* *m.* *mf.* *f.* *ff.*

The teacher will exercise his pupils in passing from one part of this scale of strength to another. A really *gradual* (not a jerking) passage from one end of this scale to the other, and then back again, is one of the most difficult feats in music. The pupil must take a good breath before he begins, and use his breath economically. The exercise is of first importance.

Ex. 199.

<i>pp</i>	<i>p</i>	<i>f</i>	<i>ff</i>	<i>ff</i>	<i>f</i>	<i>p</i>	<i>pp</i>	<i>ff</i>	<i>f</i>	<i>p</i>	<i>pp</i>	<i>pp</i>	<i>pp</i>	<i>pp</i>	<i>pp</i>
	:		:		:-	:-	:-		:		:		:		:


Ex. 200.


<i>pp</i>	<i>p</i>	<i>mp</i>	<i>m</i>	<i>mf</i>	<i>f</i>	<i>ff</i>	<i>ff</i>	<i>ff</i>	<i>ff</i>	<i>f</i>	<i>mf</i>	<i>m</i>	<i>mp</i>	<i>p</i>	<i>pp</i>
	:-	:-	:-	:-	:-	:-	:-	:-	:-	:-	:-	:-	:-	:-	:-

Ex. 201.

<i>ff</i>	<i>f</i>	<i>mf</i>	<i>m</i>	<i>mp</i>	<i>p</i>	<i>pp</i>	<i>pp</i>	<i>pp</i>	<i>pp</i>	<i>p</i>	<i>mp</i>	<i>m</i>	<i>mf</i>	<i>f</i>	<i>ff</i>	<i>ff</i>
	:-	:-	:-	:-	:-	:-	:-	:-	:-	:-	:-	:-	:-	:-	:-	:-

Crescendo (Kreshen'doa),*&c.—A long tone or a succession of tones passing gradually from the *piano* or *pianissimo*, to the *forte* or *fortissimo* is called a *crescendo* tone or passage. A long tone or a succession of tones passing from the *forte* or *fortissimo*, to the *piano* or *pianissimo* is called a *decrecendo* or *diminuendo* tone or passage. The gradual passing from *pianissimo* to *fortissimo* and back again to *pianissimo* is called a *swell*.

The *crescendo* is indicated thus, 

The *diminuendo* thus, 

The *swell* thus, 

For the development thus far of the subject of force in music, the Editor is indebted to Dr. Lowell Mason, of America, who was the first to reproduce, in the English language, the Pestalozzian prin-


ciples of music teaching, by which Nägeli and others had created a musical revolution in Germany. —See his "Boston Academy Manual of Vocal Music."

Pressure and Explosive Tones.—Pointing on the "scale of force," as above, let the teacher cause his pupils to perform a *very rapid crescendo*. A tone delivered in that manner is called a "pressure tone." It is indicated thus (<). In the same manner a quick or sharp *diminuendo* will produce the "explosive tone" marked thus (>). This manner of delivering a tone is also called *sforzando*, and marked *sf*. A combination of the two last modes of delivery on one short tone should be expressed thus (Λ). This musical ornament is very elegant, but difficult to perform. A tone delivered with *equal* force, from beginning to end, is called an "organ tone," and may be indicated thus (=).

Ex. 202. KEY D.

<i>d</i>	<	>	<i>r</i>		<i>m</i>	:	<i>f</i>		>	<i>s</i>	:	<i>l</i>		=	<i>t</i>	:	<i>d'</i>	

Staccato and Detached Tones.—When a tone is meant to be sung only half its proper length, and in a *marked* (not loud) manner, this is indicated by means of a small dash thus (!) placed over the note. This mode of singing is called *staccato* (stakkaa'toa). When a tone is meant to be sung about three-quarters of its proper length, this is indicated by a dot placed over the note. These tones would be called "half staccato" or "detached" tones.

Legato.—When it is intended that the tones should glide gently and easily one into the other (the degree of *force* with which the first tone *ends* being the same as that with which the second *begins*), a slur  or the word *legato* (legaa'toa) is written over the note. Sing the following,

St. Co. (New.)

first with *staccato*, next with *detached*, and lastly with *legato* tones. Do not make the *legato* dull and heavy, but smooth and elegant.

Ex. 203. KEY F.

{	<i>s</i>		<i>s</i>	:	<i>f</i>		<i>m</i>	:	<i>r</i>		<i>d</i>	:	<i>l</i>		<i>s</i>	
---	----------	--	----------	---	----------	--	----------	---	----------	--	----------	---	----------	--	----------	--

Application of Force.—The application of the various degrees of force to the sense of the words is deferred to the last step. But, the use of force, as suggested by peculiarities in the musical phrases which are sung (apart from any modification which words may suggest), is now to be studied. Of course the words cannot be neglected at any step.

* For pronunciation, see Teacher's Manual, p. 202.

Already some hints on the subject have been given at p. 30, and the teacher will add more as he comes to the cases in each tune sung. It is only the *systematic* study of verbal expression which is deferred to the next step; musical expression alone will now be systematically studied.

"Additional Exercises."—We shall, from this place freely use the Additional Exercises (Pts. 1, 2, and 3) for the illustration of various points in musical and verbal expression, in musical Form and in the Analysis of Harmony. Our illustrations will be principally taken from the earlier numbers, but for the Exs. all three numbers will be required. It is very important that the pupil should, as far as possible, not only see but "hear" the illustrations. When the class cannot sing the piece, a quartet should sing it to them. Pains have been taken—not only to suit these exercises to the progressive steps of this book, and to select them from the best composers, but also to secure in them as great a variety of style as possible. It is quite common for a class to sing a large quantity of music without really learning anything, because they are always singing the same sort of music. There is, however, always something new to learn in each of these Additional Exercises.

Normal Force.—By this is meant not the force of certain *passages*, but the general—the prevailing force of the whole tune. Some pieces of music by their bold character, evidently demand loud singing to bring out their proper effect—See "God speed the right," p. 1. "Freedom's sons," p. 13. "Time for joy," p. 15, &c. Others, equally by their gentle motion, suggest soft singing. "Hear me," p. 17. "Jackson," p. 2. "Hope," p. 12. "My Lady," p. 21, &c. Of course the sense of the words, and the character of certain phrases will introduce modifications in the course of the tune, but the "normal force" is that principally used. The pupil should endeavour to obtain full command of the Medium force of *his own* voice. The teacher should give out a tone, and require his pupils to sing it in various degrees of force as he demands them. Mezzo! piano! forte! piano! mezzo, &c. He should then require his pupils to judge from the musical style, speed of movement, &c., of various tunes, which of these three degrees of force should be the normal or general one given to the piece.

Piano Passages.—A true *piano* is sung, not with laxity, but with effort. To keep a *piano* passage from flattening in pitch, and to deliver it with clear

and just intonation is very difficult. Echoes are commonly sung by a few select voices in another room, but, for the *practice of pianissimo*, it is better that they should be sung by all. When a true blended and real *pianissimo* of many voices can be obtained, it is far finer than the *piano* of a few. Illustrations of piano and pianissimo, for simple musical effect, may be found in "The Waits" when sung the last time,—in the imitations of the "Cuckoo" and the "Quail,"—pp. 9 and 14, —at the change of measure in "Swiftly," p. 29; and again at the change of measure, p. 31, &c.

Forfe Passages should be sung with a very clear vocal *klang*, and should be perfectly free from the sound of breath. Such a *forfe* is very heart-stirring. But the rude, coarse *forfe* produced by strong lungs and harsh voice is only deafening. Illustrations of this may be shown in the manner of singing "God Speed the Right," p. 1. "The Waits," p. 8,—when sung the third time. The close of "Freedom's Sons," p. 13; close of "Hear Me," p. 19, and several closing parts of "Swiftly," p. 32, &c.

Melodic Phrasing is the art of dividing a melody into its natural parts, and showing by the manner of delivery that the singer himself distinguishes these parts, and wishes his hearers to distinguish them also. It is as important that these phrases should be distinctly marked by the good singer, as that the various members of a sentence (as indicated by the stops) should be marked by the good reader. This can be done by singing one phrase piano, another mezzo or forte and *vice versa*, by commencing a phrase forte and ending it piano and *vice versa*, by delivering the last tone of a phrase staccato, and shortening the first tone of the next phrase so as to allow a momentary silence before it, and so on. The proper choice of breathing places has a great effect in marking off the phrases. In some cases the phrasing of all the "parts" will be simultaneous; in other cases each "part" will have its separate phrasing. The phrases in "God Speed the Right" (p. 1.) are sufficiently marked out by the lines of the words. Each of the long lines is easily divided into two, however, if more breathing places are required.*

Ex. 204. Mark the phrases and breathing places, on the supposition that there are no words to modify your judgment, in "God Speed the Right," (p. 1.) and as the two opening periods consist of the same music, mark how you would distinguish them in musical expression.

- Ex. 205. Mark in a similar way "Jackson," p. 2.
- Ex. 206. Mark in the same way "The Waits," p. 8.
- Ex. 207. Mark in the same way "Freedom's Sons," p. 13.
- Ex. 208. Mark the phrases and breathing places in the Contralto and Tenor of "Spring Life," p. 3.
- Ex. 209. Mark in the same way the Soprano and Bass of "May-time," p. 5.
- Ex. 210. Mark in the same way all the parts of "Thou shalt show me," p. 7.

Ascending Passages.—Passages which *ascend* by the steps of the scale (or otherwise) should, as a general rule, be delivered *crescendo*. Each tone should run into the next with regularly increasing force. We naturally associate height of pitch with ideas of energy and spirit. Full force of sound also naturally suggests the same ideas, and (except where it would interfere with some greater effect) should always accompany ascent. The *gradual* nature of the ascent also tends to "set off" the wider skips of interval in the other parts. It is difficult to make the *crescendo gradual*, each tone running into the next with a steady and not jerked increase of force, neglecting for the moment the common accents of the measure. It is generally necessary to commence *piano*, in order that the singer may have breath and strength to spare for the end. The slightest signs of fatigue in a *crescendo*, would utterly and miserably kill its musical effect. Imitative illustrations may be presented in the opening of "The Fortune Hunter," p. 4, where there is an ascent of an octave from *s*, to *s*,—in the opening of "The Waits," p. 8, where there is an ascent of a fifth. *Ascending imitative phrases*, as in the last four measures of "Swiftly," p. 32, should be sung with a *crescendo* effect; notice also the ascending bass.—See also Standard Course Exercise 137. As a general rule, such passages as these should be commenced more or less *piano* in order to get the *crescendo*. For the same reason, it is almost always necessary to take breath before commencing such a passage.

Descending Passages should commonly be delivered *diminuendo*, because an idea of quiet and rest is naturally connected with descent of sound. *Descending imitative phrases* follow the same rule. Find examples in "Going Home," p. 2; "May Time," top of p. 6. But where the

character of the tune or the character of the words requires energy and power, this rule must be broken. See the bass—"Awake Æolian Lyre," p. 64, 1st score.

When an ascending passage, in one "part," comes into contrast with a descending passage in another, and both passages are properly delivered, the effect is very beautiful. See—"The Quail Call," p. 14, soprano and bass; "How Lovely," p. 60 (S. against C., and T. or S. and C. against T. and B.), three times in two scores to the words "Gone forth the sound of their." As a general rule, such passages as these must be commenced more or less *forte*, in order to get the *diminuendo*.

Repeated Tones.—The repetition of a tone, if it has any meaning, is intended to impress that tone upon the ear with cumulative force. To assist this purpose a repeated tone should be delivered *crescendo*, partly because the singer thus compensates the ear for want of variety in interval by variety in the degrees of force, and partly because he thus "sets off," by contrast, the *movement* of other parts, just as the line of the horizon "sets off" a varied landscape, and a quiet rock the rolling sea. The steadily increasing power also shows that the singer is not weary; and it is among the rules of art never to show weariness or exhaustion in the artist. See examples in 2nd score, "Going Home," p. 2; 2nd score, "Cuckoo," p. 9, and 1st score, "O, Saviour," p. 86. Repeated *phrases* and passages should be treated in the same way as repeated tones. See Standard Course Ex. 113; air, meas. 3 and 4, and contralto meas. 5 and 6. Ex. 115; meas. 11 and 12,—and "repeated passage," Ex. 120, last four measures.

Prolonged Single Tones.—Lifeless monotony is unbearable in music, and therefore every tone should take some form. It will be found by experiment that the form most suitable for holding tones is the swell, and this swell should be full and strong rather than soft and insignificant. The composer commonly means that the other parts should be covered with a flood of sound from the holding tones. "The greatest difficulty of this form of tone," says Fétis, "consists in employing an equal time in the increase of power and its diminution." A perfectly simultaneous and equal (not jerking) delivery of this "tone form" by a chorus is very difficult to attain. Only practising without book, but with the signal of the *gradually* outstretching and *gradually* returning hands of the

teacher, can lead to this attainment. See the close of "Hallelujah Amen," p. 28; "Swiftly from," three cases, pp. 29, 30. In the case of repeated tones running into a prolonged tone, or a prolonged tone breaking into repeated tones, the two should be treated as one, and the crescendo extended through both the prolonged and the repeated tones. See the bass in the close of "Cuckoo," p. 10; "Harvest Home," p. 39, two cases; "Theme Sublime," p. 68, 3rd score, and p. 70, 2nd score. See also Standard Course Ex. 138.

Melodic Imitations.—When a composer makes one section or period of a melody imitate another, he designs that the singer should, by his manner, draw attention to the imitation. The best way of doing this is to make a *contrast* of force between the two. One must be more or less loud and the other soft. The pupils must study "the points" of a tune in order to know which of the passages must be loud and which soft. In "Jackson's," p. 2, the second section imitates the first chiefly in its rhythm. As it is a "rising" imitation, it is natural that it should be sung louder than the phrase it imitates. In the "Quail Call," p. 14, the section beginning "Look at her" imitates the first section, and is itself imitated by the section which follows. As the imitations are all "rising," the first section must be delivered very *piano* to get anything like a *forte* on the last imitation. A striking rising imitation is in "Hear me," p. 18, 1st score. A falling imitation, which would naturally be softer, is in "Nearer," p. 35, 2nd score. In "Where the Gay," p. 65, we have a descending rhythmic imitation, preparing by its *diminuendo* for the striking succession of ascending imitations which immediately follow. See Standard Course Ex. 113, 6th score, at "Rejoice, rejoice." Ex. 188, meas. 5 to 9. Ex. 233, on "and in" to "me live."

Marked Entrance.—When (as in much of the old sacred music, in the old English Madrigal, &c., &c.) each "part" in turn, takes the *lead* in announcing (in fugal style) the principal melodial theme, that "part" should assume its passing office with dignity, decision, and expressive clearness. The other "parts" should, at the same time, "give way," and hold themselves subordinate. It is plainly the composer's intention, that the entrance of these phrases into the music should be *distinctly marked*, like the entrance of some distinguished guest into a drawing-room, when all conversation is hushed and all eyes are intent.

St. Co. (New).

Study examples in "Thou shalt show me," pp. 7, 8, in which all the parts hush, to listen to "thou shalt show me;" "Bon Accord," p. 11, where the same thing should take place on the words "O, Grant us by," or "Thy goodness more." Marked entrance is often effective when there is no fugal imitation, as in "Going Home," p. 2, second score; "Hear me," p. 18, 4th score; "Spring Life," pp. 3, 4; "May Time," pp. 5 to 7. See also Standard Course Ex. 116, scores, 1 and 2; and Ex. 113, scores, 1, 2, 6, —contralto, "Rejoice."

Subordination of Parts.—As in the rule of "marked entry" the other parts were kept subordinate to the part which was entering the music, so in many other cases this hushing of several parts for the better display of some principal part has to be observed sometimes, as in "Gipsies Tent," p. 36, end of 1st score; during part of the tune the melody is evidently given to the soprano, and the contralto, tenor, and bass sing a subdued accompaniment, like the soft accompaniment of a piano or organ. Sometimes, as in "O, the Joy of Spring," p. 57,—this is the case throughout the tune. Sometimes, as in "Saviour, Breathe," p. 92, the principal melodies are given at one time to the soprano and contralto, and at another time to the tenor and bass. When the chorus is only an accompaniment to the melody, the harmony should be delivered in careful accordance with the joyous or the saddened *spirit* of the ruling melody, and always so as to let that melody be well heard. An unsympathetic accompaniment disgusts the mind of the listener. Let it be understood however, that whenever the part accompanied is silent, the accompaniment itself may speak out in fuller force and claim the attention of the listener. See—"Gipsies Tent," p. 35.

Humming Accompaniment.—Humming accompaniments may be produced in several ways.—First, by tightening and vibrating the lips without any voice from the larynx, the lips vibrating all round and not on one side. This should only be done when something of a reedy buzzing effect is wanted.—Second, by a soft voice from the larynx with only a slight opening of the lips.—Third, by a soft voice from the larynx, resounding in the nose, the lips being closed. In this case the singer must be careful not to contract the muscles of the nose so as to produce a nasal quality of tone. Care should also be taken to secure an exact and unanimous striking of the tones, so as to imitate the effect

of stringed or reed instruments. See—"Night around," p. 22, and "Angel of Hope," p. 48. In these cases the third plan should be adopted. See also Standard Course Ex. 190.

Imitative Sounds.—When it is desired to imitate the rippling of water, the sighing of wind, or the sound of the drum or horn, the syllables commonly written under the notes, cannot be a sufficient guide to the singer; he must try to imitate the sounds intended, without caring to pronounce the exact syllables which dimly intimate them. The effect of nearness or distance is conveyed by loudness or softness of sound. Thus when the Christmas waits (p. 8) are supposed to be at a distance they sing softly; as they approach their singing sounds louder, and as they retire again their music dies away in the distance. The same remark applies to the sound of the drum, or any marching instruments. In a similar way the sound of distant bells, wafted by gusts of wind, may be imitated. See—"Come, let us all," pp. 24, 25. In imitating laughter we must remember that it has two characters; it is either light and trifling, or heavy and bold. Such a passage as "Fortune Hunter," p. 5, first score, may be treated in either way according to the spirit of the verses; if in the latter way it will contradict, but worthily, the natural diminuendo of a descending passage.

Ex. 211. What musical expression would you give to the air in "May Time," from end of p. 5, to first line p. 6?

Ex. 212. What musical expression would you give in "God Speed the Right," p. 1, to the air in first part of 3rd score,—to the air and bass in first part of 4th score,—to tenor and bass in 3rd score,—and to what part of this piece does the rule of subordination of parts apply?

Ex. 213. What musical expression would you give to "Harvest Home," p. 41, end of second and first part of 3rd score,—also to soprano and contralto, 2nd score,—also to tenor and bass, p. 40, first part of 2nd score,—and also, tenor and bass beginning with second part of 2nd score, ending at the top of p. 41?

Ex. 214. What musical expression would you give in "Loud the Storm-wind," p. 95, to the air of chorus, 2nd and 3rd scores?

Ex. 215. What musical expression would you give to the air of the first line in "Father," p. 34, and to the air of the first line in "If I had," p. 45?

Ex. 216. What musical expression would you give to the tenor and bass in the first eight measures of "Saviour, breathe," p. 91?

Ex. 217. What expression would you give to the music in "Hear me," p. 19, 2nd score, where each of the parts in turn utters the words—"It is thou;" and to the 1st and 2nd scores on p. 26; and to the 3rd and 4th scores of "Swiftly," on p. 31, and to the 3rd and 4th scores of p. 30; and to the first three scores of "We fly," on p. 20?

Ex. 218. How should the accompaniment be sung in "Home," p. 76?

Ex. 219. What expression would you give to the music in all the four parts, of "How Lovely," p. 61; scores, 3 and 4?

Ex. 220. What musical expression would you give to Standard Course Exercise 170, 1st score, both parts; Ex. 115, 3rd score, third and fourth measures; Ex. 170, 2nd score, both parts; Ex. 171, Amens in air, Hallelujahs, in contralto; Ex. 194, air in 9th and 10th measures, and 11th and 12th; Ex. 145, last eight measures; Ex. 193, first section, ditto second section; Ex. 190, first and second sections?

Ex. 221. What musical expression would you give to Ex. 136, air,—1st score; Ex. 195, 1st and 3rd scores; Ex. 195, contralto, fourth measure, from *lah* to third *me*; Ex. 116, contralto, half second, and whole of third score?

Congential Tones.—As every tune has its own proper character, (bold and spirited, cheerful, didactic, solemn, &c.) it is natural that the Tonic Sol-faist should give clearest force to those tones of the scale which correspond best with the general sentiment of the piece, are "congenial" with that sentiment. Thus, in a quick and stirring tune, he would naturally emphasize the *trumpet tone* *SOI*, the *rousing RAY*, the *strong DOH*, &c.; and in a slow and solemn tune, the *sorrowful LAH*, the *desolate FAH*, &c. With this idea in the singers' minds, the tune will immediately become a new thing. The pupils will soon discover that they possess the power of making this, or any other peculiar effect prominent in the general harmony, very much in proportion to the height, in their own voice, of the tone which gives that effect. Thus a high tenor tone will *tell* better than a low one. A high contralto tone will also command attention, because energy and spirit is implied in the very effort of the voice to rise above its medium compass, and the more piercing sounds are better heard. *Low*

sounds (in contralto and bass) also imply energy and force, and they are capable of yielding a good effect, especially when the harmony is "dispersed," and no other sound lies near. Some composers have great skill in setting the congenial tones of the music to that register, in each voice which is the most distinctive and the most beautiful.

Any high sound, or any favourably situated low sound which is *not* "congenial" with the general effect, the instructed singer will, therefore, deliver as lightly as possible. On the other hand, when the congenial tone occurs in a favourable position, he will never let it miss of its effect. With these principles to guide him, every singer may know where the strength of his "part" lies, and where it can best contribute to the general harmony. Psalm tunes, of the "didactic and variable" style, will thus be very differently treated according to the character of the words sung. If we were singing "The Fortuné Hunter," (p. 4) we should notice that it was a very lively and playful tune, meant to be sung in a light staccato style—that, therefore, the quickly uttered emotional tones of the scale, would produce an effect congenial with the general character of the music. The sopranos would find an opportunity of developing congenial tones with bright explosive force on the first *r* of their part, and the second *l* and the second *f*. To contrast with these and give force to the jollity, the first *s* and the second *d'* would be similarly delivered. The *l* being in the high part of the voice should be brilliantly attacked; and the piquant effect of *f* against the *t*, and *s* below it, should be brought out with sharp accent. The contraltos have nothing very effective till the two bursts of bright sounds under the soprano *l* and *d'*. The greatest power of the tenor lies in the delivery of *t* under the soprano *f*; and the best point of the bass is in the *s* of the same chord. "Rise my Soul" (p. 33) is naturally a tune of joy, changing into meditative mood on the last section. The sopranos will, therefore, find congenial tones in their first bright *s*, in the stirring *t* and the triumphant *d'*, for the change of character in the tune their returning *f* can be well given. The contraltos have a good *es*, in that full part of their voices, which best distinguishes them from other voices; they can help the excitement in the beginning of the second score by delivering their *s*, which is in the upper part of their voice, clearly and lightly. The tenors can set their mark on this tune by a prompt delivery of *s* in the first chord; their *l* at the

beginning of the last section is also in a characteristic part of their voice. The basses have a fine effect in the full part of their voice in the first cadence, and they can well employ the high part of their voice in the second cadence, where *f* for a joyful effect should be delivered curtly; the returning *f* which follows will be naturally well marked. But, if to suit the words this tune has to be sung with a solemn or mournful effect—everything is changed—each voice must then strive to bring out *f* and *l* wherever they occur, and to lessen the force of the brighter tones. In "Come, let us all," (pp. 24, 25) the bell ringing (which is heard as a distant subdued accompaniment to the cuckoo), is given to two parts. But of these two subdued parts, the most distinct and bell-like are first the tenor, afterwards the bass,—because the tones are thrown by change of key into the higher parts of those voices; and of the two subdued parts, these must always have the pre-eminence.—See also congenial *me* and *fa* in a tune which expresses at once solemnity and repose in Standard Course Ex. 136; the congenial *do*, *me*, *so*, in a tune of great boldness, Ex. 137, and the congenial *la* and *fa* in a tune which expresses soft and tender feelings, Ex. 140.

Ex. 222. Describe the general character of "Jackson's," p. 2, and its congenial tones; name those congenial tones in each "part" which lie in the full characteristic region, or in the higher or more marked part of each voice.

Ex. 223. Describe "The Waits," p. 8, as above.

Ex. 224. "Father," p. 34, as above.

Ex. 225. "Nearer my God," as above.

Rapid Passages.—The composer would never give the singer a rapid passage or run if he meant the notes to be blotched, and blurred and run into one another, so as to be little better than an indefinite and disagreeable single tone. He designs them to stand as distinctly united and as distinctly apart "as the pearls of a necklace, resting on a black velvet dress." The singers must give them the clearest articulation, and there must be perfect unanimity of attack. In order to secure this effect the pupil should always take breath at the beginning of a long run, and economise it carefully so that there be no appearance of fatigue at the end. In some choruses it will be necessary to "smuggle in" the breath even in the middle of the run. Illustrations can be found in "Thou shalt show

me' (p. 7) on the first syllable of the word "presence." An exact delivery of the TAA-efe, with unanimity of attack, will make this little run bright and beautiful. In "We fly by night" (p. 20) there are runs which will require careful forethought for the management of the breath. In "Hallelujah" (p. 27), unanimous and perfect delivery of TAA-efe, TAA-tefe, tafa-raf will be required. In "Swiftly" (p. 32) we very seldom hear "universal song" sung with pearl-like clearness; it is more like a skuttering upstairs of many irregular feet. Handel's runs should be cultivated with great care as exercises in flexibility. See also rapid passages in Standard Course Exs. 102, 120, 174, and 247.

Form of Single Tones.—The explosive tone naturally expresses vigour and decision of feeling. See pp. 12, 39, 42, 45, 57, and Standard Course Ex. 141.

When a composer alters the accent by syncopation for a moment, he wishes the syncopation to be noticed by the hearer. The singer must, therefore, give it the explosive tone. Syncopation generally expresses restless force or impatient desire. See p. 87, 4th score. See also "Ye spotted," p. 81, a case of piano-explosive tones, in tenor s, end of 1st score; contralto d, with soprano r, at beginning of 2nd score. See also Standard Course Ex. 114.

The pressure tone naturally suggests deepening emotion. In any touching three-pulse measure to deliver the second pulse with this tone, at least occasionally, produces a beautiful effect. See "Jackson's," p. 3; notice also "The Woods," p. 72, second score. See also Standard Course Ex. 139, and Ex. 140.

Pressure tones on a weak pulse, swelling into explosive tones on the next strong pulse, are often very effective. A good solo singer would often instinctively use them in slowly moving psalm-tones, on the last pulse of a measure moving to the next accent. See p. 57, 3rd score, and p. 17, last score. See also Standard Course Ex. 193.

The legato style of singing is a modification of the pressure tone. It gives a smooth, gliding effect to the tones, and lessens the distinctions of accent. See p. 63, 3rd and 4th scores; and p. 82, 1st and 2nd scores.

The staccato style of singing is a modification of the explosive tone. It gives an abrupt, forceful

effect to the tones, and necessarily lessens to a considerable extent the distinctions of accent. See tenor and bass, p. 40, and p. 42, first and last scores. See also a piano-staccato, immediately following a legato passage on p. 82, third score.

Unison Passages.—Passages in which all four parts strike either the same tones or their octaves together, should be sung with great care, so as to produce a perfect and clear blending of the voices. The voices should feel for one another, but not timidly, for such passages are generally meant to be very firm and strong. They should sing with conscious sympathy. See "God Speed," p. 1; "Fortune Hunter," p. 4; "O, Saviour," p. 87; "Harvest Home," p. 41, 2nd and 3rd scores; and "Stout Limbed Oak," p. 78, first and last scores.

Cadences.—Few things are more painful to a listener than to think that a singer is tired, few things more inspiring than to feel that he closes without fatigue. Even when the cadence is downward and diminuendo it should be firm, but in ascending cadences a sustained crescendo is absolutely requisite. See close of "Harvest Home," p. 41; and "Quail Call," p. 15, 1st and 2nd scores. Notice a vigorous descending cadence in "God Speed," p. 1; and others in "Theme Sublime," p. 71; "Rise my Soul," p. 33; "Stout Limbed Oak," p. 77, 4th score. See also contrasted cadences, Standard Course Ex. 145, last two scores.

Distinguishing Tones of transition of the minor mode and of chromatic resolution (except when occurring in some subordinate part, and evidently introduced more for the convenience of the harmonizer than for any effect upon the harmony), should always be delivered with marked emphasis; for they have an important meaning. They change the mental effect of all the other tones. For the voices, in whose part the accidental occurs, not to deliver it firmly is to rob the whole music of its meaning. The tones of "returning transition" should also be emphasized. But, if the transition itself were carelessly given, this second effect would be lost.

Those movements of the bass which mark the tonic cadence of a new key, as | d : r | s, and | r : r | s, : or of the relative minor, as | r : m | l, and | m : m | l should be markedly delivered, because they help to certify the transition or modulation. See p. 52.

Chromatic resolutions should also be firmly shown, because they are intended to reassert the key. Special attention should be given to those tones of the chord which would be quite differently resolved if a transition were meant. In "Hope will banish," p. 12; 2nd score, the *fe* in the air is not in a favourable position for accent, but that in the bass should be well delivered. In "How beautiful," p. 12, at the end of the 1st score, the cadence is made to change key, more by the movement of the bass than by the very light distinguishing tone in the contralto; therefore, let the bass move firmly. In the next score the distinguishing tone of returning transition, which in this case is *f*, although it does not appear till the end of the section, comes out then with effect, and should be clearly delivered by contralto and bass. The same voices have the "returning *f*" at the top of p. 13. In "Hallelujah," p. 26, the sopranos have a very effective returning *f*. In "Lord, in this," p. 33, of course, the *se* will be well marked, because it is the distinguishing tone of the minor. In the second line of words there is a modulation to the major, which should be strongly marked by the cadential movement of the bass, and by the tenors' clear use of *s* instead of the preceding *se*. In "Ye spotted Snakes," p. 81, the tenors have a returning *f* at the end of the 1st score, and the contralto a transitional *f* at the beginning of the next score. In "Saviour, Breathe," p. 91 and 93, the chromatic resolution of *fe* into *f* should be clearly marked by the voice. In this piece, as well as at pp. 79, 94, 95, and 96, the manner in which such tones as *de*, *re*, *ma*, &c., flow into the tones which follow them should be clearly and lovingly marked.

Dissonances.—In all cases of dissonance there is a "resisting" tone, and a "dissonating" tone. Every singer should know which of the two belongs to his part,—the strong resisting tone or the smoothly moving dissonance. See pp. 21, 36, &c. It is difficult for pupils with uncultured ears to sing either of these tones steadily. But they *must* be sung without any "giving way." Else, their purpose is lost, and their beauty gone. Where would be the beauty of a cataract if the resisting rock gave way to the struggling current which strikes against its side and then flows on? The resisting tone should be sung in a firm, almost "explosive" style, and the dissonating tone (which springs from its "preparation," and flows forward to its "resolution") should be delivered as part of

a short melodic phrase in a very smooth-connected manner. Let the pupils test their power of delivering dissonances well by singing "Jackson's" p. 3, where on the word "through" the contraltos have *d* dissonating against *r* of the soprano, and on the word "day" *r* against *m*, where also on the word "led" the sopranos have *t* dissonating against the tenor *d*, and on the syllable "vin" *m* slightly dissonating against *f*, in the bass; while, on the same syllable the tenors have *s*, not only dissonating against this low *f*, but beating as a second against the *l* of the contraltos. This study of the dissonances will not only give the singer courage but great enjoyment, and will wonderfully add to the beauty of the effect. See also Standard Course Exs. 114, 141, 244.

Ex. 226. What is the style in which you would sing the passage in "Harvest Home," p. 40, "O'er them the wavy wealth;" and "Theme Sublime," pp. 69, 71; and the "Stout limbed oak," pp. 77, 78?

Ex. 227. What form of expression would you apply to the following tones on p. 67. Bass *f*, 1st score; 2nd score, tenor *d*, followed by bass *s* and *f*?

Ex. 228. What form of musical expression would you give to the two *lahs* of contralto, p. 85, 3rd score?

Ex. 229. What style of expression would you give generally to the tones of Standard Course Ex. 140?

Ex. 230. In singing the *p.* passage, "Morning Prayer," p. 79, 1st score, what special care will be required from the singers in all the parts?

Ex. 231. Why should the contralto and bass in "Come, Freedom's," p. 13, 2nd score, third and fourth measures be firmly delivered; and what note, soon following in the same voices, should be specially emphasized? In "Rise, my soul," p. 33, what are the most noticeable distinguishing tones, and how should they be sung?

Ex. 232. What musical expression would you give to Standard Course Ex. 142, third score, *ta*, and *fe*; Ex. 189, third score, *se*; Ex. 193, second score, *ba*?

Parsing Fugal Passages.—The practice of parsing, described at the last step, becomes more difficult, but also more interesting when we have to analyse fugal imitations, or those in which one part seems to *fly* after another. In these cases the great rhythmical divisions of the melody are not so regular. One musical idea is made to interlace

with another—thus, in Ex. 234, before the first section is complete the second voice commences a section of its own, and it is so very frequently throughout this and other pieces. We are therefore obliged to describe the passages and sections in such manner as the following:—Ex. 234 consists first of a subject of one measure and a half, started by the upper part, and imitated at the interval of a *fourth below* by the lower part *after one measure*. This also, after one measure, is imitated in the fourth above with a varied cadence. This again, after one measure, is imitated in the fifth below; and again, after one measure, in the sixth above, and again in the sixth below. After two measures the original theme with the old cadence is taken up by the higher voice for two measures, while the lower voice ornaments it. Then follows a sequence of two measures, each portion of which contains an internal imitation. The piece is concluded by four measures of ornamental cadence. Ex. 195 opens with a subject in the lower part of three measures and a half which is imitated in the higher part, after three measures in the fourth above, the lower part supplying a soft and light accompaniment. Then follows eight measures of what may be called contrapuntal symphony—that is, a play of the parts one against the other without special meaning. One measure before this is concluded, the higher part starts the old three-measure theme, which is indefinitely imitated after two measures, and then for six measures more there is another contrapuntal symphony. Again the lower part starts its first theme with a varied cadence extending to five measures, and this is imitated again in the fifth above, not as before—after three measures, but after one measure. This *coming closer* of an imitation is called a *Stretto*. After a brief ornamental, fugal imitation, the piece closes with five and a half measures of contrapuntal symphony. The singer should mark with pencil the exact length of the fugal subjects. When the other part or parts merely accompany the fugal subject they will, of course, be kept subdued. In the interludes and symphonies the parts may be of equal force. In the *stretto* the entries should be strongly marked, but the parts may be of equal force till the first which entered has finished the imitated subject, leaving the second to be well heard in its close. These observations will show the importance of this study. Let the student be now required to write out analyses of such exercises as 233, 235, and 246.

It will be difficult to do so by sight, they should sing the exercises with a friend several times over.*

The *Small Register* is in the highest range of the human voice, and belongs to females and boys alone. They naturally pass into it on one-F \sharp (F \sharp '), or one-G (G'). It is remarkable that the change of breakage into this register should be just an octave higher than that into the thin register. It is this fact on which early students of the voice built the false theory, that the registers of the male and female voices were the same—only, an octave apart. The distinction in quality between the small register and the thin is not so marked as that between the thin and the thick. The small muscles by which the voice is produced in this register are very delicate, and Garcia recommends that they should not be overstrained by too much practice. Some deep contralto voices, though weak and breathy in the thin register, produce many tones of this highest register. Their larger larynx and stronger chest enable them to force these tones more easily than many sopranos; but, though the volume is greater the quality is inferior, and ordinary singers should be advised not to cultivate a useless and unpleasant part of their voice. Specially gifted solo singers, like Alboni and others, have had opportunities of cultivating and using every register of their voices in a manner which, to most contraltos, would be impossible.

For ordinary choral singing the tones of this register, except one-G (G'), are little used; but Bach, Handel, Haydn, Mozart, Beethoven, and Mendelssohn all use one-A (A) in some of their choruses, so that every choral society should be able to command full, clear and unstrained force on this tone. This can be best obtained by cultivating the small register of the sopranos. It is sweeter and brighter than that of the contraltos above referred to—and besides, it is continuous, in them, with a good thin register (which such contraltos generally lack), so that passages running across the “break” can be sung with an even quality of voice. The classic composers expect their *solo* singers to go much higher. Beethoven in *Engedi* requires two-D (D²); such things must be done by voices professionally trained. In psalm tunes written for trained choirs one-G (G') may be used even on holding tones; but, psalm tunes written for congregations should not even touch the small register, because the mass of women's voices in a congregation are not trained to its use.

THE VOICE MODULATOR.

D ²	A ²	E ²	B ²	F	C			C	G	D	A	E	B	THE GLOTTIS.
t	m	l	r	s	d		c ²	d	f					O
							b ¹	t	m	l	r	s	d	
							a ¹							UPPER DO.
							g ¹	l	r	s	d	f	t	
								s	d	f				UPPER DO.
							F ¹	t	m	l	r	s		
							E ¹	f	m	l	r	s	d	f
							D ¹	r					t	m
														THIN REG.
							C ¹	d	f	t	m	l	r	
							B	t	m	l	r	s	d	
							A							UPPER DITTO.
							G	l	r	s	d	f	t	
								s	d	f				
							F	t	m	l	r	s		UPPER DITTO.
							E	f	m	l	r	s	d	
							D	r					t	m
														THICK REGISTER.
							C	d	f	t	m	l	r	
							B ₁	t	m	l	r	s	d	
							A ₁							THICK REGISTER.
							G ₁	l	r	s	d	f	t	
								s	d	f				
							F ₁	t	m	l	r	s		THICK REGISTER.
							E ₁	f	m	l	r	s	d	
							D ₁	r	s	d	f	t	m	
							C ₁	d	f	t	m	l	r	
							B ₂	t	m	l	r	s	d	t
							A ₂							THICK REGISTER.
							G ₂	l	r	s	d	f	t	
								s	d	f				
							F ₂	t	m	l	r	s		
								f						

NOTE.—The thick horizontal line shews the “great break” between the Thick and Thin Registers, below G. The thin line, an octave above, shews the “small break” between the Thin and Small Registers. The dotted lines shew the average place of break, the other lines the highest place that is safe.
St. Co. (New.)

The small register, like the other registers, can overlap downwards; but it does not so frequently do so as the thin register in men's voices. It may often be of advantage and a relief, especially to a second soprano, to take one-F (F) habitually in the small register.

The Lesser Breaks of the voice divide both the thick and the thin registers into upper and lower parts. The break between the upper and lower thin register, is quite manifest in ordinary soprano voices between one-C (C) and one-D (D¹). The upper thin *may* overlap downward, but does not commonly do so. The break between the upper and lower thick registers is easily noticed in male voices between A-one (A₁) and B-one (B₁). The upper thick register *may* overlap downwards, but seldom does so in male voices. Madame Seiler says that in *women's voices* this break occurs one-third higher, between C and D; but we have noticed that many women habitually make the upper thick register overlap downwards, so that they change into the lower thick, just where the men do, on A-one (A₁).

Speaking Registers.—Men commonly speak in their thick register. Tenor voices, however, use the pleasant higher thick register. Very rarely a man may be heard speaking in his thin register, with a thin squeaking quality. Those who have to do with partially deaf persons ought to know that men are better heard when they speak gently at a high pitch of their voice, than loudly at a low pitch. This constant speaking in the thick register is the reason why men are tempted in singing to strain their voices too much upward, and to neglect the cultivation of their thin register. Women commonly speak in their thin register; but some contraltos use their rich upper thick tones, and occasionally a woman may be heard to speak in the rough lower thick register. It is this common habit of using the thin register in speech which tempts them, in singing, to employ it downward more than is necessary—and so, to neglect and ignore the better tones of the upper thick register.

Mechanism and Feeling of the Registers.—In the lower thick register, the whole length and the whole substance of the vocal membranes are thrown into full vibration. (See the Diagram at the side of the Voice Modulator). The air must, therefore, press upon the membranes with a greater volume than in the other registers. We *feel* the air passing into the windpipe from all parts of the lungs. This widens the rings of the windpipe, and as a con-

sequence, draws down the larynx. "One thus has a sensation," says Madame Seiler, "as if the whole body took part in this formation of sound."

In the upper thick register, while the whole thickness of the membranes is still in vibration, their *length* is greatly shortened. "The sensation," says Madame Seiler, "is as if the tones came from the upper part of the chest." These physical sensations do not show how the sounds are generated, but what parts of the nervous system are excited in the process. They help us, however, to recognize the distinctions of register, and they account for some of the conflicting names by which the registers have hitherto been known.

In the lower thin register the whole length of the membranes is again employed; but only their thin edges vibrate. "The feeling is as if they had their origin in the throat."

In the upper thin register the membranes are again shortened, and the feeling is "as if the throat had nothing to do with the tones—as if they were formed above in the mouth."

In the small register only a small part of the glottis to the front of the larynx is opened, and "one has the feeling," says Madame Seiler, "that the tones come from the forehead." Thus the singer is like the violin player who sometimes uses a thin string, sometimes a thick one, sometimes a short string, sometimes a long one. These points of information will help to fix the pupil's attention on the various changes of his voice.

Boys' Voices we find to be much the same, in their various registers, as women's voices, but they are commonly used more roughly and coarsely. The practice of permitting boys to shout against an instrument in village schools and churches, not only tears the voice to pieces, but destroys that tenderness and fineness of feeling which music ought to promote. It is this coarse use of boys' voices which has produced the impression that they are different in quality from those of women and girls, and incapable of gentle training; but of course the greater physical strength of boys gives a greater *volume* to their voices than girls possess. It is a great mistake to set all the boys in a school to sing the contralto, and all the girls soprano. The soprano and contralto voices are found in about equal proportions among both boys and girls. When the time of the "change of voice" comes, the practice of singing should, for a time, not be even attempted, and should be only gradually

and carefully resumed. Many voices have been ruined by the neglect of this precept.

Voices and "Parts."—The four principal "parts" of choral music are marked at p. 29; but for glees, anthems, and men's voice music, we require a more minute classification, and as the cultivation of the thin register has probably made some good tenors, and that of the thick register some good contraltos, the teacher should now advise each of his pupils as to the part or parts for which his voice is adapted. The "parts" which women have to sing are often divided into first soprano, second soprano, and contralto. Occasionally we meet with four-part women's music requiring the contraltos to be divided into first and second. The "parts" which men have to sing are frequently marked—first tenor, second tenor, and bass; an additional part being sometimes written for a first or second bass. Those who have analysed a great number of voices know that there is an almost boundless variety. Nothing should satisfy a teacher who wishes to use his class for the higher kinds of music, but an individual examination of each voice,—on the plan of the "Voice Report Book."

The process of examination is simple but needs to be conducted with deliberate care. The teacher gives in the case of women and boys, the pitch of G, and in the case of men G-one (G_1). If only a tuning-fork is used, the greatest care is necessary to secure the exact pitch. Beginning with G or G-one (G_1), the pupil *laas* downwards, (in long tones, taking breath before each), s, f, m, &c., while the teacher points on the "Voice Modulator."* The teacher takes notes or dictates them to an assistant. Doubtful tones should be tested over again. The various "breaks" should be crossed both upwards and downwards. When this has been done, the pupil, starting again from G or G-one (G_1), *laas* upwards, s, l, t, d', &c., while the teacher again studies and records the present condition of his pupil's voice. The teacher can bracket together several tones of the scale at the side of his Voice Report, and mark either by words or by figures (1 for fair, 2 for good, 3 for very good), first the quality then the volume; or, he can mark the tones singly in the same way. Figures showing degrees of excellence in the blending of the registers should be given in each case. The most useful men's optional tones should be named, and the place at which a woman's voice breaks, between the upper and lower thick registers, should be marked. After

this it will be easy to mark the full compass of the voice and its best region. These considerations will decide the name to be given to it, as first or second soprano, &c., first or second contralto, &c. A faithful "Voice Report Book" will be invaluable to the teacher when he wishes to select singers for any particular purpose, and it will lead the pupil to study and cultivate his own voice.

A *first Soprano* cannot easily be mistaken; she possesses in addition to a good thin register, a few tones of the small register which easily blend with it. A *second Soprano* is distinguished by the possession of a good upper thick register, along with a good thin register, even if she cannot command more than a tone or two of the small.

A *Contralto voice* is that which possesses good full tones in the distinguishing region of the contralto "part"—the upper and lower thick registers. The teacher must not be misled by the great compass upward which some of these voices possess, for their thin register is commonly weak and tuneless; whilst their small register, though strong, is hard. When first contraltos are wanted, the teacher will naturally select those which are weaker in the lower thick, and better in the upper thick registers than the rest. This last voice is sometimes called *mezzo* (med'zoa), soprano.

A *first Tenor* (as it is now called in Germany and France), or an old English "counter tenor," cannot be easily mistaken. He has a light and pleasant quality of voice in the upper thick and lower thin registers. Well-trained counter tenors can give good tones up to one-F (F^1) at the top of the upper thin register; but such a range is not common. The highest reach of men's voice "parts" in Palestrina's time was one-C (C^1), or one-D (D^1); the counter-tenor in Tallis and Morley's music reaches A and B \flat , and the first tenor in German men's voice music does not often go above B \flat . It is quite common for tenors to force their upper thick register as high as this tone, but it is the distinctive quality of the *first* tenor that he uses with pleasure his thin register, and produces with it *bright, yet soft and flute-like tones*. This first tenor, counter tenor, or tenor alto was used in England for the highest parts in men's voice music throughout the famous Elizabethan and Madrigalian age. But at the restoration of Charles II., the Italian Opera brought along with it the Eunuch singers, whose rich, strong contralto voices suggested to bass singers the employment of their equally powerful, but not rich, upper thin registers.

This unfortunate discovery led to the neglect of the softer and brighter counter-tenor, and all the contralto music through Handel's period was written for the hard-toned bass-alto, and the same voice is still used instead of the richer female contralto, in cathedrals and choral societies, in which eighteenth-century traditions are preserved. It has been observed above (See "Small Register") that contralto, as well as bass singers, possess the power through their larger larynx and stronger chest of *forcing* the highest register of their voices. Like them the bass-altos are weak and breathy in the next register below, so that there is no continuity and equality of voice across the break at G, and the change of register is marked and unpleasant. This peculiar, unsympathetic voice, is often uncertain and out of tune, and its cultivation is very undesirable. The Tyrolese basses use this thin voice in their Jodl songs; but do not attempt to employ the region of voice lying between. The true counter-tenor or tenor-alto is no more wanted to take the place occupied in modern times by the contralto than is the bass-alto. But, for men's voice music, and for solo singing, it is very valuable. The teacher will notice that many tenors have of late been misled by the false talk of a chest G or a chest A, so as to force their thick voice upwards, leaving the beautiful tones of their thin voice entirely uncultivated. The practice of men's voice music, either separately or for half an hour after a mixed-voice class, will remedy this, and restore to England her long lost counter-tenors. *The second Tenors* are known by the excellence of their lower tones; they have but little use for their thin register except on G. There, however, it should be truly cultivated if not also, as an optional register, on F. E. D. Tenors of both kinds, of the highest eminence, habitually change to the thin register on D or E. The shouting of the tenor part on a forced upper thick register is most painful to the ear, and a fruitful source of flattening.

The First Bass, or Baritone Voice may be distinguished from the second bass by its not possessing fulness below C-one (C_1), or B-two (B_2). Such voices seldom have the proper tones of the thin register, but they often find it a relief to employ that register as an optional one, instead of the higher two or three tones of the upper thick register; it saves them from straining and flattening. *The second Bass* is distinguished by its full robust tones on A-two (A_2), G-two (G_2), F-two (F_2), and even lower. In the upper part of the voice it is

not very dissimilar to the baritone. Those basses which have the so-called bass-alto or "head-voice" generally (though not always) of a shrill and screaming character, are advised not to use it. The examination of voices, here recommended, cannot occupy less than from fifteen to thirty minutes for each person, and should be regarded as a separate private lesson of great value to each pupil.

Compass.—It will be noticed that in these instructions for the classification of voices, we have avoided any reference to *compass* as a criterion of judgment. This is not only because we are thus free to secure the best quality and the best volume for each "part," but because of the great injury done to voices by the habit of singing beyond the range of their proper part. Teachers and psalmody conductors are specially exposed to this danger. They wish to show other people the right tones and are careless of the manner in which they produce them. Previous teaching by quiet *pattern* is really a quicker, as well as a better way, of reaching the desired result. Some highly trained solo singers may with impunity cultivate a great range of voice, but others are found to injure the tones of their proper compass by going much out of it. When the more minute classification of "parts" is required (each of the ordinary *four* parts being divided into first and second), it may be useful to note that few composers go beyond the limits marked on "The Voice Modulator," p. 106. The highest men's voice, the counter-tenor, and the lowest women's voice, the second contralto, coincide; they sing the same part. From this point upwards and downwards the common compass of parts rises and falls by thirds.

The Causes of Flattening are—1st, Physical Weakness. In this case the singer should restrain his enthusiasm for the sake of others, and sing softly, and listen.—2nd, The forcing of the Upper Thick Register in the higher part of men's voices which is immediately cured by the cultivation of the thin.—3rd, Breathiness of Tone and other defects in various parts of particular voices.—4th, Defects of Ear, to be cured by long and attentive listening, and by study of mental effects.—5th, Careless and lax-delivery of *Piano* or violent and coarse delivery of *Forțe*, which can easily be avoided.—6th, Habitually singing with "tempered" instruments, with their flat fifths and sharp thirds, putting the ear out of tune.—7th, Sympathy with bad singers who are near, and inattention to the leader.—8th, Bad posture in sing-

ing.—9th, Neglect of breathing places, and the consequent exhaustion, and—10th, Worst and commonest of all—*want of interest*, and its consequent drawing delivery. The teacher should make the maintenance of pitch a distinct object of his care, and should call the attention of his pupils to it, often testing them at the end of a piece. The close of one verse and the beginning of another is the commonest place for inattention and, therefore, for flattening. Let the teacher beware of it. If he is acting as a preceptor, let him make his voice heard on its effective tones, especially at the starting of the lines. An organist may maintain the pitch without playing loudly, by a skilful management of the more piercing stops. A cadence (S to D) delivered at a high pitch in an interlude, will impress the ear better than the loud roaring of the lowest tones.

Solfaa-ing the Break.—Tenor singers should, at this stage, be required to mark the places at which it is most advisable to change from the thick to the thin, and from the thin to the thick registers. See p. 68; but note that when the registers are well equalised, so that the change from the one to the other can scarcely be noticed by the hearer, it *may* be better always to change at one point of absolute pitch, instead of trying to suit the musical phrase; this is done by some of our best singers. Each pupil should study the capabilities of his own voice. Other voices, as well as the tenors, should form a habit of "Solfaa-ing their breaks" as soon as the key is pitched. Thus, for example, a second soprano, with a bad "upper thin" tone on one-F (F¹), who is advised to cultivate her "small" register on that tone, should learn to calculate the Sol-fa note on which it will fall. While Key C is being pitched, she calls to mind that the note she has to watch is f; while D is pitched, she thinks of her re and m; while E is pitched, she reminds herself of de and r, and so on. Mark the optional tones, and the places of change in the manner adopted in Exs. 170 to 175.—See questions at close of this step—No. 73.

Sixths, Eighths, and Ninths of a Pulse are very little used except in instrumental music. The *Eighths* of a pulse are thus named, *tanafanatenefene*, :111.111.11|. The Exercise of singing them to the teacher's beating, quicker and quicker, will be very amusing to the pupils, and will greatly help to refine their sense of time divisions. There are two ways in which a pulse may be divided into *Sixths*. It may first be divided into thirds and then the

St. Co. (New).

thirds into halves thus—*taataitee, tafatefetiſ*, :11.11.11| which we may call "thirds-sixes," or it may be first divided into halves, and then the halves into thirds thus—*TAATAI, taralaterete*, :111.111| which we may call "halves-sixes." The *Ninths* suppose the pulse to be divided into thirds, and then each third into thirds again, thus—*taataitee, taralatereteiriri*, :111.111.111|. It will be a useful exercise for the teacher while beating time to call for "halves," "quarters," "eighths," "thirds," "thirds-sixes," "ninths," "halves," "halves-sixes," and so on.

Bare Divisions of Time.—It will be useful here to give the notation for some of the less common rhythms. When a pulse is divided into a quarter tone, a half tone, and a quarter tone, it is written thus | t, l ., s : or better thus | t, l ., -s : When a pulse is divided into a three-quarter tone and two-eighths, it is written | r ., mf : When a pulse is divided into a three-eighths tone, an eighth-tone, and a half tone, it is written | d, -r, m : When a pulse is divided into a half-pulse continuation, and three halves-sixths, it is written : - .f, m³ | In instrumental music, especially for strings, it is sometimes necessary to divide a pulse into less than an eighth when the same tone has to be very rapidly repeated; in this case we place as many dots over a note as the parts into which it is to be divided. In the instrumental score of "Hallelujah to the Father," from Beethoven's *Mount of Olives* we find a half-pulse divided into six and another into nine; they would be written as follows:—

: .s l t d' r' m' | .m' r' d' t l s f m r ||

These exceedingly rare cases of rhythmical division require careful examination before they are sung, in the Common Notation as well as ours. It will be perceived that the Tonic Sol-fa Notation does not make any lower division of the pulse than that into eighths, and that division it indicates by the simple absence of a mark. The occasional practice of writing, in the Established Notation, two measures as though they were one (See—"What is a pulse?" p. 65), makes it necessary, in that Notation, to have a more minute subdivision of pulse. In the Tonic Sol-fa Notation we, in such pieces, put two measures for each one of the Established Notation. We find, practically, that this mode of writing secures a more ready appreciation, and a more exact execution of the time.

GIVE UNTO ME.

Ex. 233. KEY Eb. M. 96.

Gebhardt's.

{	s	:-		l	:-	.t		d'	:-		:-	:t		l	:t	.d'		r'	.d'	:t	.l		s	:l	.t	}
	Give	:		un	:	to		me,	:			made		low	:	-			-	ly	:		wise,	The	}	

{	d'	:-		:-	:t	:-		d'f	:d		:-	:f		:-	:m		s	:-		:-	:t	:-		:-	}
	spi	:		-	-	rit		of	self		-	sac	-	-	ri	-	fice;								}
		:		:	:	:		Give	un		-	to		me,										made	}

{	l ₁	:t ₁	.d		r	.d	:t ₁	.l ₁		s ₁	:l ₁	.t ₁		d	:-		con	-	fi	-		dence	of	free	-	dom	}
	low	-	-		-	-	ly			wise,	The	spi														rit	}

f. Eb.

{	m	:s		d'	:-		:-	:d'	:-		t	:-	:t		t	:d'		l	:-		:-	:l	:-		:-	}	
	give,	And		in				the	light		of			truth,	Thy		bonds	-			-		-		man	}	
	ds	:s		s	:m			r	:m	.f		s	.f	:m	.r		d	:-		:-	:d	:-		t ₁	:d	.r	}
	of	self	-	sac	-	ri	-	fice,	self	-	sac	-	ri	-	fice,									self	-	sac	-

{	se	:se		l	:-	.l		d'	:-	.r'		m'	:-		:-	:m'		f	:-	.f		l	:-	:t	:-	}
	let	me		live,	And	in		the	light,					And			in		the	light		of				}
	m	.r		d	:t ₁		l ₁	:-		l	:-	s	:-	.f		m	:m		f	:-		f	:-		:-	}
	-	ri	-	fice;	And			in	the	light	of			truth	And											}

{	d'	:-		:-	:t	:-		l	:r'		:-	:d'		t	:m'		l	:r'		:-	:f	:-		:-	}	
	truth,			In				the	light,	In		the	light	of			truth,	Thy								}
	m	:-	.r		d	:d		r	:s		s	:f		m	:l		:-	:s	:-		:-	:f	:-		:-	}
	in	the	light	of				truth,	Thy	bonds	-	man		let			me								live	}

{	s	:d'		d'	:-		t	:-		d'	:-		:-	:s		l	:l		l	:m	:-		:-	:de	:-		:-	}
	bonds	-	man		let		me		live,				And		in	the	light	of									}	
	-	:m		r	:l		s	:f		m	:-		:-	:m		de	:-		:-	:de	:-		:-	:de	:-		:-	}
		Thy	bonds	-	man	let	me	live.				And		in												the	}	

f	:-	-	:f	s	:s	s	:r	m	:-		:s	l	:-
truth,			Thy	bonds-	man	let	me	live,			Thy	bonds	-
r	:-	'-	:r	t ₁	:-	-	:t ₁	d	:-		:m	f	:-
light			of	truth,			Of	truth,			Thy	bonds	-

t	:-	d ¹	:-	m	:-	r	:-	s	:-	m	:-	-	:-
man		let		me,		let		me		live.			
r	:-	m	:-	d	:-	d	:-	t ₁	:-	d	:-	-	:-
man		let		me,		let		me		live.			

PRAISE TO OUR GOD.

Ex. 234. KEY D. M. 96.

Rinck.

s	:s.s	s	:d ¹	d ¹	:t		:	s	:s.s	s	:l.t	d ¹ .r ¹ :m ¹		:
Praise to our God and			glo - ry,					Praise to our God and			glo - ry,			
:		:	r	:r.r	r	:s	f	:m		:	d	:d.d	d	:r.m
			Praise to our God and				glo - ry,				Praise to our God and			

l	:l	.l	l	:t	.de ¹	r ¹ .m ¹ :f ¹	-	.m ¹ :r ¹ .d ¹	t	.d ¹ :r ¹		:				
Praise to our God			and		glo - ry,			and		glo - ry,						
f	:s	:l		:	r	:r.r	r	:m	.fe	s	:l	:t	-	.l	:s	.f
glo - ry,					Praise to our God			and		glo - ry,					and	

s	:s.s	s	:d ¹	d ¹	:-	t	:s.s	m ¹ .r ¹ :d ¹ .t	l	:l.l	r ¹ .d ¹ :t.l	s	:s.s
Praise to our God and			glo - ry, Halle-				lu - jah, Halle-			lu - jah, Halle-			
m.r:d		:m.m	f.r:m.f	s.f	:m.r	d	:d.d	l.s	:f.m	r	:r.r	s.f	:m.r
glo - ry,		Halle-	lu - - -			jah, Halle-lu -				jah, Halle-lu -			

d ¹	:-	-	:t	d ¹	:-		:s.s	l	:l		:t.t	d ¹	:-	d ¹	:
lu	-	-	-	jah,			Halle-	lu - jah,			Halle-	lu - jah!			
m	:d.d	f.l	:s.f	m	:-		:m.m	f	:f		:r.r	m.f:m.r	m	:	
jah, Halle-lu	-			jah,											

LOVE THY NEIGHBOUR.

Ex. 235. KEY B^b. M. 96.

J. Mainzer.

s ₁	:-	:l ₁ .t ₁	d	:t ₁	d	:r	m	:-	d	:-	:		:
Love		thy	neighbour as		thy	-	self,						
:		:	:		:		:d ₁	-	:r ₁ .m ₁	f ₁	:m ₁	f ₁	:s ₁
							Love		thy	neighbour	as	thy-	

St. Co. (New).

f. Ep. J. is C.

f	—	m	r	:-	d	t ₁	d	r	m	:-	—	r	d	s	m	—	ba	se
Love	thy	neigh	-	-	bour	as	thy	self,	Love	thy	neigh	-	-	bour	as	thy	-	-
l ₁	:-	s ₁	:-	s ₁	:-	l ₁ , t ₁	d	:t ₁	id	s ₁	:-	l ₁	m	:-	r	:-	-	-
self,		Love	thy	neigh	-	-	bour	as	thy	-	-							

l	:se	l	:t	d	:t	l	:se	l	:se	l	:r	:-	d	:t	l	se	:t	d
neigh	-	bour	as	thy	-	self,	Love	thy	neigh	-	bour	as	thy	-	self,	Love,	-	-
d	:m	:-	ba	se	l	:se	l	:t	d	:t	m	:-	:-	:-	:-	:-	:-	:-
self,	Love	thy	neighbour	as	thy	self,	Love,	-	-	-	-	-	-	-	-	-	-	-

t	:m	m	:-	:-	r	d	t	d	:r	t	d	:t	l	s	f	:s	f	m	:l
Love	thy	neigh	-	bour	as	thy	self,	Love	thy	neigh	-	bour	as	thy	neigh	-	bour	as	thy
:-	:se	l	:r	:-	d	:t	l	se	:t	se	l	:s	f	:m	r	:t	id	:d	
-	-	Love	thy	neigh	-	bour,	Love	thy	neigh	-	bour	as	thy	-	bour	as	thy	-	-

Bp. t.

s	d	:-	t ₁	:-	d	:	:	s ₁	:-	l ₁ , t ₁	d	:t	id	:r					
as	thy	-	self,	Love	thy	neigh	-	bour	as	thy	neigh	-	bour	as	thy	-	-	-	-
t ₁ m ₁	l ₁	s ₁	:f ₁	m ₁	:d ₁	:-	r ₁ , m ₁	f ₁	:m ₁	f ₁	:r ₁	m ₁	:s ₁	l ₁	:t ₁				
as	thy	-	self,	Love	thy	neigh	-	bour,	Love	thy	neigh	-	bour	as	thy	-	-	-	-

m	:r	:	m	:r	d	t ₁	d	:r	m	r	:s ₁	s	:-	:-	f	:m	r	:m	f	:r
self,			Love	thy	neigh	-	bour,	Love	thy	neigh	-	bour	as	thy	neigh	-	bour	as	thy	-
d	:t ₁	s ₁	:-	:-	:-	:-	:-	:-	t ₁	f	f	:m	r	:d	t ₁	d	:r	t ₁		
self,	Love	-	-	-	-	-	-	-	thy	neigh	-	bour	as	thy	neigh	-	bour	as	thy	

m	:r	:r	r	m	:r	:r	r	m	:r	s ₁	:-	:-	l ₁ , t ₁	id	:r			
self,	Love	thy	neigh	-	bour,	Love	thy	neighbour,	Love,	Love	thy	neigh	-	bour	as	thy	-	-
d	:t ₁	s ₁ , s ₁	d	:s ₁	s ₁ , s ₁	d	:s ₁	s ₁	:s ₁	s ₁	:-	:-	l ₁ , t ₁	id	:r			
self,	Love	-	-	-	-	-	-	-	Love	thy	neigh	-	bour	as	thy	-	-	

m	:r	m	:s	f	:m	m	:r	d	:r	m	:r	d	:s ₁	:-	l ₁ , t ₁	d	:r	m	f
neigh	-	bour,	Love	thy	neigh	-	bour	as	thy	self,	Love	thy	neigh	-	bour,	Love	thy	neigh	-
d	:t ₁	id	m	:r	d	s ₁ , f ₁ :m ₁ , f ₁	s ₁	:f ₁	m ₁	:s ₁	:-	:-	l ₁ , t ₁	id	:r				
neigh	-	bour,	Love	thy	neigh	-	bour,	Love	thy	neigh	-	bour,	Love	thy	neigh	-	bour,	Love	thy

s	:m	:r	,r	m	:m	f	:r	d	:-	t ₁	:-	d	:-	:-	:-			
neigh	-	bour,	Love	thy	neigh	-	bour	as	thy	thy	-	self.	-	-	-	-	-	-
m	:d	t ₁ , t ₁	d	:ta	l ₁	:f ₁	m ₁	:s ₁	:-	f ₁	m ₁	:s ₁	:-	:-	:-			
neigh	-	bour,	Love	thy	neigh	-	bour	as	thy	thy	-	self.	-	-	-	-	-	-

St. Co. (New.)

QUESTIONS FOR WRITTEN OR ORAL EXAMINATION.

DOCTRINE.

1. Describe your own voice. What is its easy compass—its quality and volume in each register—its best region? By what name is it called?—p. 81.

2. Under what name is the chord 7S disguised, by notation, in cadence transition to the first sharp key? How is the same chord disguised in passing transition to the first flat key? How do you know when the chords 76R , and 7AD are transitional, and when they are chromatic?—p. 83.

3. What are the three principal things which intensify the mental effect of particular tones in a tune?—p. 83.

4. When any particular tone of the scale is strongly emphasised throughout a tune or part of a tune,—how is this fact described in words, and in what parts of the world is modal music still used in the greatest variety.

5. Which are the modes with a major third above their principal tone or tonic—which are those with a minor third? Of the major modes which is the one almost exclusively used among Western nations? Of the minor modes which is the one exclusively used in connection with modern harmony? Describe the historical changes through which the tune Dundee or Windsor has passed. What is the mental effect of the introduction of se7 —and what is the difficulty which, especially in this tune, it occasions the singer?

6. Why is the Ray mode peculiarly suited for worship?—what is the peculiar cadence which distinguishes the Ray mode from the Lah mode?—p. 85.

7. What is the chief principle of modern harmony? In what respect has the Doh mode better chords for its Tonic, Dominant, and Sub-dominant than any other mode? What kind of chord does the ear object to when two such chords occur consecutively among the last four chords of a cadence?

8. How did the first harmonists overcome the difficulty of three minor chords in a cadence of the Lah mode? What is now found the most satisfactory arrangement for introducing variety in this cadence?—p. 86.

9. Where does the tone *bah* stand, and how is it related to *se7*? Why is it introduced? How many alternative tones are there in the modern minor,—and which of them is most used?

10. Describe the six chief difficulties

which arise to the singer from the introduction of *se* and *bah* in the minor mode.—p. 86.

11. Using the words Tonic, Dominant, Super-tonic, &c., as indicating the "Chord Relation," what is the chord relation of minor $L7$?—of minor $D7$?—of $\text{se}M7$?—of minor $T7$?—of $SE7$?—of BAH and $F7$?—of minor $R7$? How do we distinguish the chord names of the major from those of the minor, mode in writing, and how do we distinguish them in speech?

12. What is meant by the word Modulation? What are the commonest modulations from major to minor, and from minor to major?—p. 88.

13. What is meant by Transitional Modulation? What is the commonest change of this kind, and what new distinguishing tone does it introduce? What other change of this kind is common, and what distinguishing tone does it introduce?

14. What is the meaning of the word Accidental, and how are accidentals expressed in the Tonic Sol-fa Notation?—p. 88.

15. Describe six cases of very rarely occurring sharps and flats with the names given to them.

16. What is the practice chiefly to be avoided in chanting?—p. 94.

17. In marking passages for recitation what is the first thing which the student should do, and what are the faults he has to avoid in doing it?

18. What is the great distinction between the recitation and the cadence of a chant? What kind of pulse should always come before the beginning of a cadence? What kind of pulse should always come after the end of a cadence? What relation should there be between the speed of the reciting tone and that of the cadence?

19. What is the difference between the rhythms of public speaking and private talk?

20. In choosing chants, what are the two blemishes which should lead a preceptor to reject some?

21. What are the principal elements of expression in music? What are the common defects of singers who do not study expression?—p. 94.

22. What is the principal habit to be formed in the delivery of tones?—and for what quality of tone should we listen in our own voice?

23. By what other names is a good "attack" of the tones described? Give illustrations of its importance. Describe generally the sensations which accompany it both in the larynx and the mouth.—p. 95.

24. How do the breath and glottis act together in the clear attack?—in the gradual or breathing attack?—in the check?—in the jerk?—in the slur? What is the difference between a slur and a glide?

25. What is meant by a clear Release of the Tone,—and what is its importance?

26. Describe the manner in which a teacher should introduce his first exercises on the degrees of force.—p. 96.

27. What are the names and signs for a long tone, or a phrase increasing in force?—diminishing in force?—first increasing and then diminishing?

28. Describe the Pressure and Explosive tones.

29. Describe the Staccato, the Detached, and the Legato styles.

30. What are the two considerations which principally guide us in applying various degrees of force to music?

31. How is it that it is possible for classes to go on singing a large quantity of music without really learning anything?

32. What points in a tune have to be considered with the view of deciding whether it should be sung loudly or softly, or with a moderate degree of force?—p. 98.

33. How should a true *piano* be sung?

34. How should a real vibrating *forte* be sung?

35. What is "phrasing"? Show its importance. Mention three or four ways in which musical phrases can be marked off, and distinguished by the singer.

36. What is usually the best form of force in ascending passages, and why?

37. What is usually the best form of force in descending passages, and why?

38. How should Repeated tones be delivered, and why?

39. How should prolonged single tones be delivered, and why?

40. What is the best way of "setting off" the musical imitations in a melody?—p. 100.

41. How should the entrance of a "part" previously silent be treated?

42. In what two cases should any of the parts, in music, be subdued and subordinate?

43. How should accompaniment be delivered?

44. Describe the three ways of producing what is called a humming accompaniment. What should be specially noticed in the imitation of natural sounds?

45. What are the tones of the scale most congenial to a quick and stirring tune, and what to a slow and solemn tune? In what ranges of his voice is each singer able to make his tones most effectively heard in the midst of the harmony?—p. 101.

46. If in the harmony a singer finds a tone placed in an effective part of his voice, which is congenial with the sentiment he is singing,—how should he deliver it?

47. How should rapid passages and runs be sung, and when such pieces are sung in chorus, what point is it important to notice? In the management of the breath for a run, what point has the singer to notice at the beginning, and what at the end?

48. What kind of feeling is naturally expressed by the explosive tone, and what by the pressure tone? Which of these forms of tones is the exaggeration of the *legato* style, and into which of them does the *staccato* naturally break out?—p. 103.

49. In what manner should unison passages be sung, and what should each singer strive to do?

50. In what style should cadences be sung, and why?

51. How should distinguishing tones be sung, and why?

52. In cases of dissonances, what should every singer know in reference to his own part? How should the resisting tone be sung, and how the phrase which contains the dissonating tone?—p. 104.

53. Why is it difficult to parse the rhythm of pieces in which there are

fugal imitations? What is the name given to a fugal imitation which has been heard before, but which now follows its leader sooner?—p. 104.

54. Describe the highest register of female voices. State the pitch at which they pass into it. What is the name of this register? Why should contraltos generally refrain from using it? p. 105.

55. What is the highest pitch which classic choruses require the first Sopranos to sing? What is the highest pitch which should be used in church choirs where the congregation does not join? What is the highest pitch that can be expected from congregations?

56. What kind of voice will sometimes find it a relief to sing one-F (F¹) in the small register?

57. Describe the lesser breaks of the voice. How, and at what pitch-sound are these manifested in female voices? How in male voices?

58. What registers are commonly used by men in ordinary speaking, and what by women? What is the consequence of these habits on the singing voice?

59. What is the mechanism of the Lower Thick register, and what are the physical sensations felt in producing it?

60. What is the mechanism and sensation of the Upper Thick register?

61. What is the mechanism and sensation of the Lower Thin?

62. What is the mechanism and sensation of the Upper Thin?

63. What is the mechanism and sensation of the Small?

64. What points are noticeable in boys' voices when compared with voices of women? What course should be taken at the "change of voice"?

65. Name the four "principal parts" into which voices are most commonly classified. What other "parts" are sometimes required? p. 108.

66. Describe the manner in which voices are examined and recorded.

67. What are the characteristics of a first Soprano? What of a second Soprano?

68. What are the characteristics of a first Contralto? What of a second?

69. What are the characteristics of a first Tenor? What of a second? From what class of men's voices do we get the most agreeable tones in the upper thin register? Give two powerful reasons why basses should not use this register.

70. What are the characteristics of a first Bass? What of a second?

71. What are the two reasons why in classifying voices you do not take compass for your guide? In what choral part, as in Handel's choruses, do the voices of men and women coincide, singing identical tones? In men's voice music, what is commonly the highest tone of first Tenor, and the lowest of second Bass? In women's voice music, what is commonly the highest tone of first Soprano, and lowest of second Contralto?

72. State all the causes within your knowledge of "flattening." Mention anything you think likely to prevent, arrest, or correct it. p. 109.

73. Mark in the heading of Exs. 188 to 191, 193, 195, the Sol-fa names of the optional tones, at the command of a tenor voice,—mark also the places at which you think it desirable to change the register.

74. In what cases may singers form the habit of changing the register always on the same tone in absolute pitch? In what cases should other than tenor voices study carefully their optional tones?

75. What are the chief uses of sixths, eighths, and ninths of a pulse in music? How are eighths of a pulse named and written? How are thirds-sixths of a pulse named and written? How are half-sixths of a pulse named and written? How are ninths of a pulse named and written? p. 110.

76. Give the Time names for the following:—

:t,l, -,s || :r, ,m,f ||

3

:d, -r,m || :- .f,r ||

PRACTICE.

77. Hold a steady tone with one breath for twenty-four seconds.

78. Sing with a beautiful forward quality of tone, to the Italian *lah*. Ex. 176.

79. Analyse the harmony of one of

St. Co. (New.)

the Exs. 177 to 179—whichever the teacher chooses.

80. Give an example different from those quoted of increased intensity given to the mental effect of a tone by accent—by cadence—by the interval of

a fifth or under fourth.

81. Write from memory or sing the three versions of the tune Dundee or Windsor.—p. 84.

82. Draw from memory the diagram which shows the difference between the

Lah mode and the Ray mode. Write and sing the tune Nowell in the Ray mode and also in the Lah mode.

83. Laa from the teacher's pointing on the modulator all the exercises given in the paragraph "Difficulties of the singer."—p. 86.

84. Name the tones of the minor mode which belong to the following chord relations: Tonic,—Sub-dominant,—Dominant,—Super-tonic,—Leading Tone,—Sub-mediante,—Mediant.

85. Analyze any one of the chants, Exs. 181 to 186, which the teacher may require.

86. Point out examples, without having to look for them, of modulation to the relative minor, and of modulation to the relative major.—p. 88.

87. Point out examples, without having to look for them, of transitional modulation to the relative minor of the first flat key, and to the relative minor of the first sharp key.

88. Sing with correct time, tune, and expression, one of the Exs. 188 to 195, selected by the teacher.

89. Taa-tai on one tone the recitations of Exs. 177 and 178.

90. Mark the following passages of scripture for cadence and recitation.—Psalm 1, 8, 20, 84, 93, 98, 149. Isaiah. 12.

91. Deliver the vowels *aa*, *ai*, and *ee*, as forward in the mouth as possible, and with the best quality of voice you can produce.—p. 95.

92. Deliver the vowel *aa*, with clear attack,—with breathy or gradual attack,—with the check,—with the jerk,—with the slurred attack.

93. Sing the vowel *aa*, and end it

with a clear release.—p. 96.

94. Perform any one of the Exs. 197 to 201, which the teacher may select.

95. Select from memory and sing a crescendo passage,—a diminuendo passage,—a swell passage.—p. 97

96. Sing Ex. 202.

97. Select and sing a passage with staccato tones,—with detached tones.

98. Select and sing a legato passage.

99. Sing a tone with medium force of your voice,—forte,—piano; with which degree of force should the following pieces be sung through the greater part of their extent 1—Ex. 134, 141, 144, 188, 192, 194.

100. Select and sing a passage with true vigorous piano.—p. 98.

101. Select and sing a passage with clear vibrating forte.

102. Perform in the presence of the teacher any one of the Exs. 204 to 210, which he may select.

103. Select and sing an ascending passage in the proper manner.—p. 99.

104. Select and sing a descending passage with proper expression.

105. Select and sing with proper expression a good example of repeated tones.

106. Select and sing a good example of the prolonged single tone.

107. Select and sing a good example of imitations in melody.

108. Select and sing a good example in which the marked entrance of a "part" is required.

109. Select illustrations of subordination of parts, humming accompaniment, and imitative sounds.

110. Perform in the presence of the

examiner one of the Exs. 211 to 214, chosen by him.

111. Perform any one of the exercises 222—225 which the examiner may select.

112. Perform any one (chosen by the examiner) of the runs named in the paragraph "Rapid Passages," with proper delivery and proper management of breath.

113. Select and sing a good example of the Explosive tone,—of the Pressure tone.

114. Sing a Unison passage with some other voice in perfect blending and unanimity of attack.

115. Select and sing a cadence in a proper manner.

116. Select and sing three different examples of distinguishing tones.

117. Select and sing two different examples of dissonances, your teacher holding the resisting tone.

118. Describe or parse Exs. 194, 196, or 197, which ever the examiner chooses.

119. If your voice is soprano sing two tones, at least, in the Small Register.

120. Show, by singing, the place of the lesser break or breaks in your own voice, and what part or parts of the music you can sing best.

121. If you are a tenor or contralto singer mark, in presence of the examiner, the optional tones and the best places of change in any one of the Exs. 174, 175, which he may select.

122. Tell your examiner what are the Sol-fa names of your optional tones in key C,—F,—B flat,—E flat,—G,—D.—A.

DICTATION EXERCISES.

NOTE, that TAA standing alone may be used to indicate a whole pulse, and that after the first measure the accents are not necessarily marked by R and L. Observe also octave marks, p. 29.

Ex. 236. Write in correct time TAATEFE d, r, m—TAATAI f, m,—TAA r,—TAA d; and tafatai d, r, m—tafatai r, m, f,—TAATAI m, r,—TAA d.

Ex. 237. TAAFE s, f,—TAAFE m, r,—TAA d,—TAA t-one—TAAFE l-one, r—TAAFEFE d, t-one, d,—TAA r—TAA d.

Ex. 238. tafatefe d, r, m, f—TAATAI s, m—TAATAI l, s—TAA one-d—tafatefe one-d, t, l, s—tafatefe f, m, r, d—TAATAI s, s-one—TAA d.

Ex. 239. TAATAI d, r—TAA SAI m—TAATAI

f, s—TAA SAI l—SAATAI s—TAATAI s, s—TAA d.

Ex. 240. TAA s—safatefe l, s, l—tafatefe f, s, f, s—tafatai m, r, d; and TAATAI d, m—taataitee r, m, f—TAATAI m, d—saataitee s, f—taataitee m, r, d—TAATAI r, d.

Ex. 241. SAATAI s—tafatai m, f, s—SAATAI s—tafatai l, t, one-d—SAATAI s—TAATAI f, m—TAAFE r, d—TAA d.

Ex. 242. SAATAI d—taa-aitee m, r—taa-aitee d, t-one—taataitee l-one, t-one, d—TAA -AA s.

SIXTH STEP.

Continuation of Chest, Klang, and Tuning Exercises. To perceive the Physical Facts and Mental Effects of Two Removes in Transition, and to sing such a Transition. To perceive the Physical Facts and Mental Effects of Three Removes and to sing such a Transition. To understand Principles on which various degrees of Force and Speed are applied to Words, and to make use of them. To practise the Phrasing of Words. To exercise the Organs in sustaining vocal sounds clearly and correctly. To understand the Principal Forms of Vocal Music. To understand the Resonances and their use. To exercise the Voice for Strength and Agility.

Chest, Klang, and Tuning Exercises.—Exercises for strengthening the chest, for the cultivation of a pure and beautiful klang and for the exact tuning of the voices one with the other, should still be pursued, at the opening of every lesson. The various voice exercises in the beginning of the last step and the minor mode chants in three parts will answer the purpose well. The teacher will choose the kind of exercise which he finds his class requires. "Wall Sheets" will enable the teacher to use more complex voice exercises, while leaving him at liberty to walk among the ranks of his class and superintend the posture and vocal delivery of each pupil. See Nos. 21, 22, 23.

m l r¹ s d
 r s d¹ f
 t m l
 d f
 t m l r s
 l r s d f
 t m
 s d f
 t m l r
 f
 m l r s d
 t
 r s d f
 t₁ m l
 d f

Two Removes.—Transitions to the first sharp key or to the first flat key (p. 50) are transitions of *one remove*. But the music often passes over the key of the first remove to the key of its first remove; this we call a transition of *two removes*. The teacher will first lead his pupils to observe the physical facts connected with these removes. First, they will notice, that the second *sharp* key raises the key tone and with it the whole music a fullstep,—that it blots out f and d of the old key and introduces in their place m and t of the new key as marked in the signature,—and that, of the two distinguishing tones, t is the more important because it distinguishes the second sharp remove from the first.

Second, they will notice, that the second *flat* key depresses the key tone and with it the whole music a full step,—that it blots out the tones (which the sharp remove introduced) t and m,—and it introduces, for the new key, the tones (which the sharp remove blotted out) d and f,—and that of these two distinguishing tones, the f is the more important as distinguishing the second flat remove from the first.

These physical facts will prepare the mind for observing in the exercises which follow,—that the second sharp remove with its raised d and its effective t is even more expressive of rising emotion than the first sharp key,—that the second flat remove with its depressed d and its effective f, is even more expressive of seriousness and depression than the first flat remove. Compare p. 51. A transition of two removes from the principal key (a principal transition) is seldom used except for imitation and sequence. A transition of two removes from a subordinate (not principal) key of the piece is not uncommon and if the transition is from the key of the dominant to that of the sub-dominant or *vice versa* it is generally quite easy to sing. This kind of "oscillation" across the original key keeps that key in mind, and lessens the violent effect of the two removes. See "How to Observe Harmony," p. 54, and the "Common-places of Music," p. 111.

THE EXERCISES.—The following two exercises should be done with great care, every transition passage, being taught by pattern from the modulator. No words are provided, in order that attention may be given exclusively to the various points of difficulty in the transitions. Each part should be first solfaad and then clearly laad. If, in teaching the parts any difficulty arises, it is a good plan to teach the first phrase of the *new key* separately before the transition is attempted; for when the pupil knows what is on the other side of the bridge he crosses more boldly. This plan of introducing transition is even more important when the parts are sung together. Great assistance may be given to the pupils by shewing them on the modulator the first difficult interval or intervals which the new distinguishing tones create, and by likening these intervals to some others with which the ear is more familiar. The pupil must not begrudge any amount of patient care required in mastering these transitions, for such transitions occur in every classic work and sometimes very frequently. A

good study of the modulator with a thoughtful exercise of his voice will not only teach him these particular tunes, but will shew him the way to master similar difficulties in other music.

In Ex. 243 the transition to the second sharp key becomes comparatively easy when the pupils realize the exact imitation there is in all the parts. As mentioned above, *t* is the more important of the two distinguishing tones. If the third part strikes it firmly and promptly the second part will have little difficulty. In teaching the parts separately, the ear is not assisted by harmony to establish the new key; it will therefore be useful to show on the modulator what the notes would have been in the old key. Thus the third part would have *de l₁ r* and the second part would have *m de r*. The second distinguishing tone *m* is felt to be a little sharp but is seldom a difficulty. This should be traced on the modulator.

In Ex. 244 the difficulty of the "principal" transition of two removes is again lessened by imitation. The second distinguishing tone comes in

first, and then the second part strikes the first and more important distinguishing tone. When the second distinguishing tone is heard first the transition is easier to sing. It is something like taking one remove at a time. But the second case, that of a subordinate and "oscillating" two removes, at measure 9, is more difficult to sing because there is not the same help from imitation and second because the first distinguishing tone is first introduced. The next transition has a perfect imitation note for note in its second part, and in its first part there is an exact imitation of the melodical waving of the previous phrase one step lower. This last phrase would be *r f m r* (two more flat removes) if it were not harmonised chromatically, and so retained in the original key.

Other examples will be found in "Additional Exercises," p. 65 for imitation,—pp. 68 & 72 for oscillation and to give effect to the next transition,—and p. 83 a transitional modulation to the minor for special effect, also to prepare effect.

Ex. 243 KEY F.

{	<i>m</i> : <i>m.f</i> <i>s</i> : <i>s</i> <i>d</i> : <i>r</i> <i>m</i> : — <i>l</i> : <i>t</i> <i>d</i> ¹ : <i>m</i> <i>r</i> : — <i>d</i> : —
	<i>d</i> : <i>d</i> <i>t₁.r</i> : <i>d.t</i> <i>l₁.d</i> : — <i>t₁</i> <i>d</i> : — <i>f</i> : <i>f</i> <i>s</i> : <i>d</i> <i>d</i> : <i>t₁</i> <i>d</i> : —
	<i>d</i> : <i>d.l₁</i> <i>s₁</i> : <i>m₁</i> <i>f₁.l₁</i> : <i>s₁</i> <i>d</i> : — <i>f.m</i> : <i>r</i> <i>m.r</i> : <i>d</i> <i>s₁</i> : — <i>d</i> : —

G. t. m.

f. C.

{	<i>s</i> : <i>r</i> <i>m</i> : — <i>l s</i> : <i>r</i> <i>m</i> : — <i>f d</i> ¹ : <i>s</i> <i>l . t</i> : <i>d</i> ¹
	<i>r</i> : <i>t₁</i> <i>d</i> : — <i>m r</i> : <i>t₁</i> <i>d</i> : — <i>d s</i> : <i>m</i> <i>f</i> : <i>s.m</i>
	<i>t₁</i> : <i>s₁</i> <i>d</i> : — <i>det₁</i> : <i>s₁</i> <i>d</i> : — <i>l.m.r</i> : <i>d</i> <i>f . r</i> : <i>m . d</i>

f. F.

{	<i>r</i> ¹ : — <i>d</i> ¹ : — <i>r</i> ¹ <i>t</i> : <i>d</i> ¹ : <i>m</i> <i>r</i> : — <i>d</i> : —
	<i>f</i> : — <i>m</i> : — <i>t</i> <i>f</i> : <i>f</i> <i>s</i> : <i>d</i> <i>d</i> : <i>t₁</i> <i>d</i> : —
	<i>s₁</i> : — <i>d</i> : — <i>t</i> <i>f</i> : <i>r</i> <i>m</i> : <i>d</i> <i>s₁</i> : — <i>d</i> : —

Ex. 244. KEY F. M. 70.

W. G. M'N.

{	<i>d</i> : <i>r</i> <i>m</i> : <i>s</i> <i>s</i> : <i>m</i> <i>m</i> : <i>r</i> <i>m</i> : <i>s</i> <i>s</i> : <i>f</i>
	<i>d</i> : <i>t₁</i> <i>d</i> : <i>d</i> <i>t₁</i> : <i>d</i> <i>d</i> : <i>t₁</i> <i>d</i> : <i>d.ta₁</i> <i>l₁</i> : <i>l₁</i>
	<i>d</i> : <i>s₁</i> <i>d</i> : <i>m₁</i> <i>s₁</i> : <i>d</i> <i>s₁</i> : <i>s₁</i> <i>d</i> : <i>m₁</i> <i>f₁</i> : <i>f₁</i>

										<i>cres.</i>		G. t. m.		
{	r	:m	d	:—	{	m	:r	f	:m	{	f _m	:r	f	:m
	t ₁	:t ₁	d	:—		d	:t ₁	r	:d		r _d	:t ₁	r	:d
	s ₁	:s ₁	d	:—		d	:s ₁	s ₁	:l ₁		r _d	:s ₁	s ₁	:l ₁
f. C. <i>f</i>										d. f. B _p .		<i>dim.</i>		
{	l _m	:s ₁	f ₁	:r ₁	{	l	:t	d ₁	:—	{	d ₁ r	:f	m	:r
	d _s	:m	f	:l		r	:s	f	:m		l _{t₁}	:r	d	:t ₁
	f _d	:de	r	:f ₁		s ₁	:s ₁	d	:—		f _{s₁}	:s ₁	s ₁	:s ₁
F. t. <i>dim.</i>										p				
{	d _f	:la	s	:f	{	m	:s	f	:r	{	l ₁	:t ₁	d	:—
	l _r	:f	m	:r		d	:de	r	:l ₁		f ₁	:s ₁	m ₁	:—
	l _r	:t ₁	d	:s ₁		l ₁	:m ₁	f ₁	:f ₁		r ₁	:s ₁	d ₁	:—

OH, I'M THE BOY 'O THE MOUNTAIN.

Ex. 245. M. 80, twice. (Words adapted from UHLAND, by J. S. STALLYBRASS.)

A. L. C.

{	s ₁	s ₁ :d	:m	s :m	:d ₁	s :—	:f	r :—	:l ₁	l ₁ :r	:f	l :—	:s
1.The	Moun	- tain	Shep	- herd	boy,	am	I,	Your	lof	- ty	to'w's	be-	
{	s ₁	s ₁ :d	:m	s :m	:d	t ₁ :—	:t ₁	t ₁ :—	:l ₁	l ₁ :r	:f	f :—	:m
2.When	thun	- der	clouds	be-	low	me	crawl,	A-	bout	me	stands	a	
3.But	when	some	day	the	church	bells	ring,	And	vil	- lage	maids	in	

{	s	:—	:f	m :—	:s ₁	s ₁ :d	:m	s :m	:d ₁	s :—	:f	r :—	:l	s :—	:m
{	low	me	lie;	Here	shoots	the	sun	his	ear	- ly	rays,	With	me	the	
{	m	:—	:r	d :—	:s ₁	s ₁ :d	:m	s :m	:d	t ₁ :—	:t ₁	t ₁ :—	:f	m :—	:d
{	bright	blue	hall;	I	know	them	well,	they	hear	me	call:	"Oh	spare	my	
{	gar	- lands	sing,	I'll	take	the	tru	- est	for	my	bride,	And	sit	me	

f. B_p.

C. t. m.

{	s	:—	:f	m :—	:r	d :—	:m _{t₁}	d :—	:d	s ₁ :d	:m	m :—	:r	d :—	:det
{	long	- est	while	he	stays.	Oh,	I'm	the	boy	'o	the	moun	- tain,	Oh,	
{	m	:—	:r	d :—	:t ₁	d :—	:d _{s₁} ,f ₁	m ₁ :—	:m ₁	s ₁ :m ₁	:d ₁	s ₁ :—	:f ₁	m ₁ :—	:l _{s₁} ,f ₁
{	fa	- ther's	cot	- tage	wall!"	Oh,	I'm	the	boy	'o	the	moun	- tain,	Oh,	
{	by	my	own	fire-	side.	No	more	the	boy	'o	the	moun	- tain,	No	

f. F.

{	d ₁	:—	:d ₁	s	:d ₁	:m ₁	m ₁ :—	:r ₁	d ₁ :—	:f ₁ d ₁	d ₁ :—	:m	s	:r	:f	m :—	:r	d :—
{	I'm	the	boy	'o	the	moun	- tain,	I	am	the	boy	'o	the	moun	- tain.			
{	m	:—	:m	s	:m	:d	s :—	:f	m :—	:l _m	m :—	:d	t ₁ :t ₁	:l ₁	s :—	:f ₁	m ₁ :—	
{	I'm	the	boy	'o	the	moun	- tain,	I	am	the	boy	'o	the	moun	- tain.			
{	more	the	boy	'o	the	moun	- tain,	No	more	the	boy	'o	the	moun	- tain.			

St. Co. (New.)

HOLY, HOLY, HOLY.

Ex. 246. KEY C.

Telemann (1750)

{ s :— :s	l :— :l	ta :— :l	s :— :d ^l
{ Ho - ly,	ho - - ly,	ho - - - ly,	ly,
{ :m :d	f :— :f	s :m :f	— :m .r :m .d
{ Ho - ly,	ho - - - ly,	ho - - - ly,	ho - ly,
			Lord

{ — :t .d ^l :r ^l	r ^l :d ^l :m ^l	m ^l :r ^l :d ^l	t :s :d ^l
{ r :— :m :f	God of	Sa - - ba - oth,	Ho - ly,
{ Lord	God of	f :— :fe	s : :l
			Lord
			Sa - - ba - oth,

{ d ^l :— .t :d ^l	r ^l .m ^l :f ^l :m ^l	r ^l :— :	:
{ God of	Sa - - ba - oth!	s :— :	:s .s,s
{ s :f :m	t ^l :— :d	s :— :	Heaven and
{ God of	Sa - - ba - oth!		

G. t.

{ :	:	:	:d ^l f .s,s l .s,l:t .l,t d ^l .s :d ^l
{ l .s,l:t .l,t d ^l .s :d ^l	- .t,l:s .f	m	Heaven and earth are full of thy glo - ry, full,
{ earth are full of thy glo - ry	full	of thy glo - ry,	:d ^l f - .m,r:m .r,d
			Hea - ven and earth and

f. C.

f. F. L is D.

{ - .t,l:s .f	m .m,f :s r ^l ,m ^l ,d ^l ,r ^l	t .d ^l ,r ^l :m ^l ,f ^l ,r ^l ,m ^l	d ^l . :l m .m,m	ba .m,ba:se.ba,se
{ of thy glo - ry,	Ho - san - na!	Ho - san - na!	Heaven and earth are full of thy	
{ r :— .r	d .,r :m t .l	s .l,t :d ^l .t	l .m :l m	— :r
{ full, are	full, are	full of thy glo - ry.	Ho - san	- - -

G. t.m.

f. C.

{ l .m :l s	— :f .f	m .m :d s .s,s	l .s,l:t .l,t	d ^l .s :d ^l
{ glo - ry, full	of thy glo - ry,	Heaven and earth are full of thy	glo - ry, full	
{ d :l,s ₁ ,s ₁ ,s ₁	l ₁ .s ₁ ,l ₁ :t ₁ .l ₁ ,t ₁	d .s ₁ :d s ₁	— :f .f	m :— .f,s
{ na! Heaven and earth are full of thy glo - ry,	full	of thy glo - ry, full	of thy glo - - -	

{ - .r ^l ,m ^l :f ^l	m ^l .d ^l ,r ^l :m ^l ,f ^l ,m ^l ,f ^l	r ^l .t .d ^l :r ^l ,m ^l .r ^l ,m ^l	d ^l .l .t :d ^l ,r ^l .d ^l ,r ^l
{ are full	of thy glo - ry,	Ho - san - na!	Ho - san -
{ l :— .t	d ^l :d ^l	t .s,l:t	l :— .l
{ - - -	ry	Ho - san - - -	na!
			Ho -

St. Co, (New.)

t	.s	:d'	-	.t	,l	:t	.t	d'	:s	d	:
-	na	in					the	high	-	est.	:
s		:-	.f	,m	r		.r	d	:s	d	:
san	-	-	na		in		the	high	-	est.	:

GOOD NIGHT.

Words translated by J. S. STALLYBRASS.

A. L. C.

Ex. 247. KEY A.

[To illustrate chromatics.]

s ₁	:-	d	:	s ₁	:d	m	:	r	:-	.re	m	:d
1.Good		night!		good		night!		We		have	fought	our
2.Good		night!		good		night!		May		the	star	- ry
m ₁	:-	m ₁	:	m ₁	:-	s ₁	:	t ₁	:-	.l ₁	se ₁	:l ₁
3.Good		night!		good		night!		There's		an	eye	that
4.Good		night!		good		night!		Heav'n	-	ly	Fa	- ther,

s	:-	.f	m	:	r	:-	.de	r	:re	m	:-	.r	d	:s ₁
dai	-	ly	fight;		Peace		of	mind	and	rest		from	hea	- ven
splen	-	dour	bright		Cheer		the	eye	that,	sick		with	sor	- row
t ₁	:-	.t ₁	d	:	t ₁	:-	.le ₁	t ₁	:l ₁	se ₁	:-	.se ₁	l ₁	:m ₁
knows		no	night;		Child		of	man,	while	thou		art	sleep	- ing,
with		thy	might		Bless,		and	streng	- then,	and		re	- store	us,

r	:-	.de	r	:re	m	:-	.r	d	:s ₁	s	:-	.fe	s	:m
To		re	- ward	our	toil		are	giv	- en;	Noi		sy	day	has
Weep	-	ing	watch	- eth	for		the	mor	- row,-	Star	-	ry	splen	- dour
t ₁	:-	.le ₁	t ₁	:l ₁	se ₁	:-	.se ₁	l ₁	:m ₁	m	:-	.re	m	:d
Faith	-	ful	watch	and	ward		'tis	keep	- ing;	There's		an	eye	that
For		the	new	day's	work		be	- fore	us,	Heav'n	-	ly	Fa	- ther

m	:-	.re	m	:	d	:-	d	:	l ₁	:-	.s ₁	s ₁	:
tak	-	en	flight:		Good		night!		good		night!		
soft		and	bright!		Good		night!		good		night!		
s ₁	:-	.fe ₁	s ₁	:	m ₁	:-	.re ₁	m ₁	:	f ₁	:-	m ₁	:
wakes		all	night.		Good		night!		good		night!		
with		thy	might!		Good		night!		good		night!		

NIGHT SONG.

Ex. 248. KEY B \flat .

A.L.C.

p

:	:	:	s : f	m : -	m : r	d : -	:	m	m : -
1. On the	woods there	broods	Deep re -	pose,	deep re -	pose,	Not	one	
:	m . r	d : t ₁ l ₁ : -	t ₁ : t ₁ d : -	s ₁ : f ₁ m ₁ : -	:	:	No	pain	d
2. In the	heav'nly	land	An - gels	sing,	an - gels	sing,			Not
									No

m : -	m : r	d . t ₁ : d . l ₁ se ₁ : -	- . se ₁ : l ₁ . t ₁ d : t ₁
breath	stirs	A -	mong the
or	care	Can	en - ter
d . t ₁ : d . l ₁ se ₁ : - . se ₁	l ₁ . se ₁ : l ₁ . f ₁ m ₁ : - . m ₁	m ₁ : f ₁ m ₁ : r ₁	And no
one	breath	stirs	And no
pain	or	care	But sweet
	Can	en - ter	voic - ces
		there,	ze - phyr
			voic - ces

l ₁ : -	-	:	F. t.	d . r : m	s	- . f, m	r : -	-	:	d. f. E \flat .
blows.			The	birds have all	end - ed	their	song,			
ring.			On	earth we must	soon	end our	song,			
d ₁ : -	-	:	:	. s ₁ d ₁ m . m : m . r ₁ d ₁	t ₁ : -	-	:	:	l ₁ t ₁	
blows.				The birds have ended their	song,				The	
ring.				On earth we soon end our	song,				On	

:	:	tad' d' . d' : d' . t, l	se	: -	-	:	<i>mf</i>	s	: -	m . d'
		The birds have ended their	song,					Wait		a -
		On earth we soon end our	song,							
d . r : m	m	: - . r, d	t ₁ : -	-	:	:	t ₁	: -	d . m	
birds have all	end -	ed their	song,				Wait		a -	
earth we must	soon	end our	song,							

s	:	f	: -	m . f	r	:	<i>f</i> F. t. m.	l s	: -	m . d' s	:
while,		ere		long,			Wait		a -	while,	
m	:	r	: -	d . r	t ₁	:	det ₁	: -	d . m m	:	
while,		ere		long,			Wait		a -	while,	

St. Co. (New.)

		p f. B b.					
f	· m f	r	: r l ₁	s ₁	:- s ₁ l ₁	t ₁	d :-
ere		long,	Thine	eye	shall gent	- ly	close,
r	:- d r	t ₁	: ta f ₁	m ₁	:- s ₁ fe ₁	: f ₁	m ₁ :-
ere		long,	Thou'lt	with	the an	- gels	sing,

rall.

-	: s ₁	s ₁	:- fe ₁ s ₁ l ₁	: s ₁	s ₁	:-	-
-	Thine	eye	shall gent	- ly	close.		
-	: m ₁	m ₁	:- re ₁ m ₁ f ₁	: f ₁	m ₁	:-	-
	Thou'lt	with	the an	- gels	sing.		

Three Removes.—Almost the only cases of three removes are those of three *flat* removes with modulation to the *minor*, or of three *sharp* removes with modulation to the *major*. In these cases the similarity of the upper part of the two modes (m ba se l and s l t d') assists the ear in passing over from one key into the other, especially if that form of the

r s d f'
 t m l r s
 d f
 t m l r s d f
 t m
 l r s d f'
 se t m l r
 s d f
 bat m l r s d
 f se t
 m l r s d f
 bat m l
 r s d f
 t m l r s
 d f
 t m l r s d f
 t m
 l r s d f
 se t m l r
 s d f
 bat m l r s d

minor mode containing *bah* is used. The third flat remove is the more difficult to sing simply because the minor mode into which it enters is itself artificial and difficult. The third sharp remove is the less difficult, because the major mode into which it enters is more natural to the ear. The *Physical Changes*, therefore, made in three removes, vary with the varying use of *bah* and *se*. They may be greater or smaller than those of two removes. The *Mental Effects* are obvious,—for a modulation from major to minor and a flat remove together naturally produce a gloomy depression of feeling, and a modulation from minor to major combines with a sharp remove to produce a strange kind of excitement.

THE EXERCISES.—In the same manner as above the teacher will shew his pupils on the modulator that in Ex. 249 the transition to the third sharp key is not very difficult, first, because it moves to the

more familiar and more natural major mode, and second, because the *second* distinguishing tone (m) enters first, after that the *third* (l) and the most difficult (t) last of all. In teaching each part separately it may be well for the third part to remember that f m is the same thing as r de of the the preceding key,—and for the second part to notice d' fe is the same as f t. All three parts should hold out the d its full length in order to get it well into the ear before taking the new transition. The section in key C should be practised separately before it is united to the previous section in E b. This also should be the case with the section in key B b, which is difficult, being a sudden remove from the major to the artificial minor. Although the distinguishing tone of the second remove (f) comes late, it is only an alternative tone with *bah*, and so is awkward to sing. This tune contrasts very plainly the natural boldness of the "relative major" and the cold brightness of the "tonic major." In Ex. 250 the transition to the minor of the third flat key is very difficult to sing, first, because it is to the minor, and, second, because it introduces the "alternative tone" (f) so early. If the third part sings f, f correctly and boldly, the second part will have no difficulty. In learning the third part separately it may be well to remember that :l₁ | f₁ : f m | r is like :m | d : d' t | l of another key. It may scarcely be necessary to note that, in the second part, d r f is like ma f la of the previous key,—and in the first part m l is like s d'.

Other examples may be found in "Additional Exercises," pp. 78 & 94 for special effect,—p. 86 for subordinate transition and return,—and pp. 79, 84 & 92 for returning transition.

Ex. 249. KEY E \flat .

W. G. M^cN.

{	<i>p</i>	l	:se	l	:t	d'.t :- .l se	:m	s	:s	l	:t	}
	:d	d .m :- .m m	:f	m .r :m .f m	:m	m	:m	f	:f	:f	:f	
	:l ₁	d :t ₁ d	:r	l ₁ .t ₁ :d .r m	:d	d	:d	f	:r	:r	:r	

{	<i>p</i>	d' :- —	:m	l	:se	l	:t	d'.t :- .l se	:ms	:ms	:ms	}
	m	:— —	:d	d .m :- .m m	:f	m	:m	m	:m	f	:f	
	d	:— —	:d .t ₁	l ₁ :t ₁ d	:r	l ₁ .t ₁ :d .r m	:rf	:rf	:rf	:rf	:rf	

C. t. m. l.

{	<i>f</i>	d' :r ^l m ^l :r ^l	d ^l :— —	:d ^l r	d	:t ₁	l ₁	:se ₁	}
	s	:l d ^l t	d ^l :— —	:fese ₁	l ₁	:se ₁	l ₁	:m ₁	
	m	:f s :s ₁	d :— —	:r m ₁	m ₁	:m ₁	f ₁	:m ₁ .r ₁	

d. f. E \flat .

{	<i>f. E\flat.</i>	l ₁ :t ₁ .d r	:r ^l	d ^l :t .l t	:se	l	:— —	}
	m ₁	:f ₁ .l ₁ se ₁	:l ₁ m	f :f .l se	:m .r	d	:— —	
	d ₁	:r ₁ .m ₁ f ₁	:f ₁ d .t ₁	l ₁ :r .f m	:m ₁	l ₁	:— —	

Ex. 250. KEY C.

s. d. f. E \flat . L is C.

W. G. M^cN.

C. t. m. l.

{	s	:s .s l	:d ^l	s :s s	:sm	l	:l .se l	:d ^l	t	:— ms	:—	}
	m	:m .m f	:m	r :m .f m	:mad	r	:f f	:m .l	se	:— ms	:f	
	d	:d .d f	:d	t ₁ :d .r d	:d ₁	f ₁	:f .m r	:l ₁	m	:— m ₁ s ₁	:—	

dim.

{	s	:s .s l	:d ^l	s :s s	:se	l	:m ^l .r ^l d ^l	:t	d ^l :— —	:—	}
	m	:m .m f	:m	r :m .f m	:m	f :l s	:— .f	m	:— —	:—	
	d	:d .d f	:d	t ₁ :d .r d	:d	f :fe s	:s ₁	d	:— —	:—	

Ex. 251. KEY C. *Andante.*

THE LULLABY.

A. L. C.

{	<i>p</i>	s :- .s l	:s	d ^l :- .r ^l d ^l	:t	m ^l :- .r ^l d ^l .t	:d ^l .l	}
	Peace	- ful slum - b'ring	on	the o - cean,	Sea	- men fear no danger	}	
	m	:- .m f :m	m :- .f m	:r	s :- .f m .r	:m .fe	}	

St. Co. (New.)

{ s :— — : nigh, s :— — .f :m .r }	Winds and waves in waves in	s :— .s l 's m :— f :— }	d' :— .r' m' :d' gen - tle mo - tion, m :— .f s :m gen - tle mo - tion.	}
---	--------------------------------	----------------------------------	--	---

{ p s :— .m l .l :s .fe Soothe them with their lu-la- m :— .d f .f :m .re }	<i>rit.</i> by, re	<i>pp</i> s :— f .m :f .s m :— r .d :r .t. }	m :— — : d :— — : }	
---	--------------------------	---	-----------------------------	--

s.d.f. E). f { s m :— .m f :m 1. When the wind tem - mad :— .d r :d 2. 'Neath a hea - ven C. t.m.l.	}	d' :— .t l :se m :— .r d .t. }	m :— .r d .t. m :— .r d .t. Trust - ing One a - bove the	}
--	---	--	--	---

{ m s :— — : high, m s :— — .f :m .r sky, }	Still no fear of They in hor - rid fear of They in the hor - rid	s :— .s l :s m :— f :— }	d' :— .r' m' :d' dan - ger know - ing, tem - pest's how - ling, m :— .f s :m dan - ger know - ing, tem - pest's how - ling,	}
---	---	----------------------------------	--	---

{ s :— .m l .l :s .fe They in storms hear lulla- m :— .d f .f :m .re Hear a mo-ther's lul-la- }	}	<i>rit.</i> s :— f .m :f .s m :— r .d :r .t. }	m :— — : d :— — : }	
---	---	---	-----------------------------	--

MUSIC OF THE SPHERES.

Ex. 252. KEY A. Words translated from BESSELD, by J. S. STALLYBRASS.

{ d :— .d d :s ₁ .d 1. Stars are giv'n us our m ₁ :— .m ₁ m ₁ :m ₁ .s ₁ 2. See yon star written }	}	m :— .r r :d s ₁ :— .f ₁ f ₁ :m ₁ con - so - la - tion;	d .t ₁ l ₁ .se ₁ l ₁ And our dim m ₁ :f ₁ f ₁ "Here is past	}	A. L. C. :l ₁ .t ₁ :f ₁ .f ₁ all
---	---	---	--	---	---

{ d :d .l ₁ l ₁ :s ₁ path - way to light - en; m ₁ :l ₁ .f ₁ f ₁ :m ₁ earth's tri - bu - la - tion;	}	m :m m .d :f .m They can sweet - en the s ₁ :s ₁ s ₁ .m ₁ l ₁ .s ₁ Pil - grim, keep your	r :d t ₁ :— .(s ₁) scour - ing rod, They fe ₁ :fe ₁ s ₁ :— .(s ₁) cour - age high,	}
--	---	--	---	---

s.d.f. C.

}	s	: s	.f	m	: d	.r	m	: r	d	: —	ma	: d	.t	l	: se	
	raise	up	the	soul	to	her	Fa	-	ther,	God.	See	you	the	sol	-	emn
	t ₁	: t ₁	.t ₁	d	: m ₁	.f ₁	s ₁	: f ₁	m ₁	: —	ma	: d, r	: m	.m	f	: f

If thro' the dark you would climb the sky."

Hark to the ho - ly

}	l	.t	: d	.r	m	.re	: m	l	: l	.l	se	: se	.se	l	: f	.f	f	: m
	words	there	glow	-	ing:	"All	that	is	earth	-	ly	shall	soon	be	go	-	ing;	
	f	.f	: f	m	.re	: m	l	: l	.l	se	: se	.se	l	: f	.f	f	: m	

mel-o - dies ring - ing, They to the worlds and the a - ges are sing - ing:

A. t.m.l.

}	f	: f	.m	r	: r	.d	t	: -	.l	se	: —	l	: d	s ₁	: d	m	: —	—	: —
	No	-	thing	on	earth	a	bi	-	deth	sure;	Souls	that	are	pure,					
	l	: l	.s	f	: f	.m	r	: re	m	: —	de	: m ₁	: —	s ₁	: m ₁	d	: —	—	: —

There is an or-bit where thou shalt move, Or - der'd a - right,

}	s	: —	s	: f	m	: —	d	: r	m	: —	r	: —	d	: —	—	: —
	Souls	that	are	pure	shall	for	aye	en	-	dure."						
	t ₁	: —	t ₁	: t ₁	d	: —	m ₁	: f ₁	s ₁	: —	f ₁	: —	m ₁	: —	—	: —

Or - der'd a - right by e - ter - nal love.

SOUND THE LOUD TIMBREL.

Ex. 253. KEY C.

Words by MOORE.

A. L. C.

}	s	: —	.m	: s	m	: m	: r	d	: t	: l	s	: —	: s	s	: —	.m	: d	
	1.Sound	the	loud	tim	-	brel	o'er	E	-	gypt's	dark	sea!	Je	-	ho	-	vah	hath
	:	:	:	:	:	:	:	:	:	:	:	:	:	: s	m	: —	.d	: m

2.Praise to the Con - que - ror, praise to the Lord, His word was our

G. t.

}	s	: d	: d	d	: -	.t	: d	r	: —	: —	: —	: —	: —	: —	: —	: —	: —	
	tri	-	umph	d	-	his	peo	-	ple	are	free!	Sing	-	for	the	pride	of	the
	s	: m	: d	m	: -	.s	: d	t	: —	: —	: —	r	s ₁	: —	: m ₁	.s ₁	m	: m

ar - row, his breath was our sword! Who shall re - turn to tell

}	:	:	:	: r	: s	: —	.fe	: s	m	: d	: m	f	: f	: f						
	ty	-	rant	is	bro	-	ken,	His	cha	-	riots	and	horse	-	men	all	splen	-	did	and
	d	: t ₁	: l ₁	l ₁	: s ₁	: s ₁	m	: -	.re	: m	d	: d	: d	r	: l ₁	: t ₁				

E - gypt the sto - ry Of those she sent forth in the hour of her

St. Co. (New.)

f. C.

f	:m	:	:	:	:fd'	d'	:t	:d'
brave,	How	vain	was	their	boast - ing!	The	Lord hath	but
d	:—	:ds .s	f	:f	:f	:m	:m	:d
pride?	Forthe	Lord	hath	looked	out	from	his	pil - lar
								of

s.d.f. Eb.

m'	:r'	:d'l .t	d'	:t	:l	m	:m	:d .r	m	:m	:m
spo - ken,	And	cha - riots	and	horse - men	are	sunk	in	the			
d	:t ₁	:d l ₁ .t ₁	d	:t ₁	:l ₁	se ₁	:se ₁	:l ₁ .t ₁	d	:m	:m
glo - ry,	And	all	her	brave	thou - sands	are	dashed	in	the		

ffC. t.m.l.

l ₁	:—	:	m s	:—	.m :s	m'	:m'	:r'	d'	:t	:l
wave.			Sound	the	loud	tim - brel	o'er	E - gypt's	dark		
l ₁	:—	:	dem	:—	.d :m	s	:s	:f	m	:r	:f
tide.											

s	:—	:s	s'	:—	.m':d'	s	:d'	:d'	d'	:—	:r':t	d'	:—	:
sea;	Je -	ho	-	vah	hath	tri - umph'd—his	peo -	ple	are	free.				
m	:—	:s	m	:—	.d :m	s	:m	:d	m	:—	:f :r	m	:—	:

TRUE LOVE.

Ex. 254. KEY G.

A. L. C.

s ₁	:—	d	:m	m .r	:—	d	:	r	:—	l	:	s	:—	l ₁	: .f
1.True	love	can	never	die,	True	love,	true	love	can						
m ₁	:—	m ₁	:s ₁	s ₁ .f ₁	:—	m ₁	:	f ₁	:—	f ₁	:	m ₁	:—	f ₁	: .l ₁
2.True	love	can	never	die,	True	love,	true	love	can						

m .s	:—	f	:r	:—	d	:—	d	:—	.d	d	:r
never,	nev - er	die,			Al -	though	its	first	bright		
s ₁ .m ₁	:—	l ₁ .f ₁	:—	m ₁	:—	:la ₁ f ₁	m ₁	:—	.m ₁ l ₁	t ₁	
never,	nev - er	die,			Life's	spring	may	pass	a -		

m	:—		:m	s	:—	.f l ₁	:t ₁	d	:—		F. t.
gleam	May	fly	like	child - hood's	dream,						: r s .f
d	:—		:d	t ₁	:—	.l ₁ f ₁	:f ₁	m ₁	:—	:fe ₁ t ₁	Yet
way,	Soon	fade	its	sum - mer	day,						But

<i>cres.</i>				<i>G. t.m. cres.</i>			
{	<u>m</u> :r .m s :f .m		l :— — :	{	<u>fem</u> :r .m s :f .m		ex-
	burns its se - cret		fire,		Till life it - self		
	<u>d</u> :t ₁ .d l ₁ .t ₁ :t ₁ .d		f :— '— :		r d :t ₁ .d l ₁ .t ₁ :t ₁ .d		
	bright 'mid win - try		gloom,		True love will ev - er		

<i>f</i>				<i>cres.</i>			
{	l :— — :s „fe	s	:— m :l „t	d ^l	:— s :		
	pire :	Ev - er	glow - ing,	Ev - er	grow - ing,		
	<u>f</u> :— — :m „re	m	:— d :f „f	m	:— m :		
	blloom,	Still un - dy	- - ing,	Time de - fy	- - ing,		

<i>p</i>				<i>pp</i>			
{	<u>m</u> :— — :r		<u>d</u> :— — :	<u>s₁</u> :— l ₁ :t ₁		<u>d</u> :— — :	
	Till we		die,	Till we		die.	
	<u>d</u> :— s ₁ :f ₁		m ₁ :— — :	f ₁ :— f ₁ :—		m ₁ :— — :	

COME, FAYS AND FAIRIES.

Ex. 255. KEY D.

				<i>A. L. C.</i>			
{	<u>d^l</u> . :s „fe	s	:— m :			s . :m ^l „re ^l	
	Come, fays and fair	- - ies,				Come, fays and	
	<u>m</u> . :m „re	m	:— d :m „m	m	:—	m . :s „fe	
	Come,			Come a - way,		Come,	
	<u>d</u> . :	:		<u>d</u> „d	<u>d</u> :—	<u>d</u> . :	

				§			
{	<u>m^l</u> :—	<u>d^l</u> :		<u>s</u> „d ^l :m ^l „r ^l		<u>d^l</u> . t :l, t, d ^l	
	fair - - ies,		Yes,	Come, a - way ye		fays and fair - ies	
	s :—	m „m	m	f		m . r :f . m	
		Come a - way,	Yes,				
		<u>d</u> „d	<u>d</u> :t ₁	<u>d</u> . :d .		<u>d</u> . :d .	
				Come, come,		come, come,	

{	<u>s</u> . s :s, fe, s, l		<u>s</u> . f :r .		<u>s</u> . d ^l :m ^l „r ^l		<u>d^l</u> . t :l, t, d ^l		<u>r^l</u> . r ^l :r ^l , d ^l , t, d ^l
	While the moon is		shin - ing bright,		Now for - sake the		wood's deep sha - dows,		Come and dance in her
	<u>m</u> . m :m, re, m, f		m . r :t ₁ .		m . m :s „f		m . r :f . m		t . t :t, l, s, l
	<u>d</u> . :d .		s ₁ . :s ₁ .		<u>d</u> :d .		<u>d</u> . :d .		s . :s .
	Come, come,		come, come,		Come, come,		come, come,		Come, come,

St. Co. (New.)

t .l :s .s	s .d' :m' .,r'	d' .t :l,t,d'	s .s :s,f,e,s,l	s .f :r .
sil-ver light,yes,	Come a-way, ye	fays and fair-ies,	While the moon is	shin-ing bright,
s .fe :s .f	m .m :s .,f	m .r :f .m	m .m :m,rem,f	m .r :t ₁ .
r .r :s .t ₁	d . :d .	d . :d .	d . :d .	s ₁ . :s ₁ .
come a-way,yes,	Come, come,	come, come,	Come, come,	come, come,

FINE.

s .d' :m' .,r'	d' .t :i,t,d'	r' .t :s .l,t	m' .r' :d' .
Now for-sake the	woods' deep sha-dows,	Come and dance in her	sil-ver light.
m .m :s .,f	m .r :f .m	f .f :f .f,f	f .f :m .
d . :d .	d . :d .	t ₁ . :t ₁ .	s ₁ .s ₁ :d .
Come, come,	come, come,	Come, come,	come a-way.

d.f.C. f	s.l,t	d' .d' :d',r'.m'	r' .t :s	>	p	r' .d',d' :t .l	s .f :m .
Come, trip it merri-ly	m .m :m,f,s	r' .t :s	ho, ho, ho,	>	List to the li-ly	bell's sweet sound,	
d .r	d .d :d,d,d	t ₁ .r :s	s .s :s	>	r' .d',d' :t .l	s .f :m .	
Come, trip it merri-ly	ho, ho, ho,	t ₁ .r :s	s .s :s	>	r' .d',d' :t .l	s .f :m .	
	ho, ho, ho,			>	List to the li-ly	bell's sweet sound,	

.l,t	f	d' .d' :d',r'.m'	r' .t :s	>	p	r' .t :s .l,t	m' .r' :d'
Come, trip it merri-ly,	m .m :m,f,s	ho, ho, ho,	s .s :s	>	Lightly trip it	round and round.	
.r	d .d :d,d,d	t ₁ .r :s	s .s :s	>	f .f :f .f	f .f :m	
Come, trip it merri-ly,	ho, ho, ho,	t ₁ .r :s	s .s :s	>	t ₁ . :t ₁ .	t ₁ .t ₁ :d	
	ho, ho, ho,			>	Trip it	round and round.	

A. t.m.l.

pp	:	:	p	d ₁ .-r	m	:m	m	:-re,m	s	:-,-f
m s ₁ .	:s ₁ .	s ₁ .	:	Wear-ry	mor-	tals	now	are	sleep	-
La	la,	la,	la,	la,	la,	la,	la,	la,	la,	la,
d _{em}	:m ₁ .	m ₁ .	:m ₁ .	d ₁	:d ₁ .	d ₁ .	d ₁ .	d ₁ .	s ₁ .	:s ₁ .

m	.l,-,t	d	:d	d	:-,t ₁ d	m	:-,-r	d	s .,fe	s	:-
ing	Sil-ver	stars	the	watch	are	keep	-	ing,	Fays and	fair	-
d .	:l ₁ .	s ₁ .	:s ₁ .	s ₁ .	:s ₁ .	se ₁ .	:se ₁ .	l ₁ .	m .,re	m	:-
la,	La,	la,	la,	la,	la,	la,	la,	la,	la,	la,	Come, come,
d ₁ .	:f ₁ .	m ₁ .	:m ₁ .	m ₁ .	:m ₁ .	m ₁ .	:m ₁ .	l ₁ .	:	:	d . :d .

St. Co. (New.)

}	m	:m	.,re	m	:—	d	:	r	.t ₁ d:r	.	:
	ies,	Fays	and	fair	-	ies,		Come	from	the	glen,
	d	:		d	:d	d	:d	t ₁	:t ₁	t ₁	:t ₁
	d	:s ₁	.,fe	s ₁	:—	m ₁	:d ₁	s ₁	:s ₁	s ₁	:s ₁
	come,	Fays	and	fair	-	ies,	come,				

}	m	.d,r:m	.	:	s	.,fe	s	:—	m	:m	.,re	m	:—	
	Come	from	the	hill,		Fays	and	fair	-	ies,	Fays	and	fair	-
	d	:d	d	:m	.,re	m	:—	d	:	d	:d	d	:d	
	come,	come,	come;						d	:s ₁	.,fe	s ₁	:—	
	d ₁	:d ₁	d ₁	:	d	:d	come,	come,	come,	Fays	and	fair	-	

}	d	:	r	.t ₁ d:r	.t ₁	:	m	.d,r:m	f. D.	d	s	:—	D.S.
	ies.		Come	from	the	four-tain,		Come	from	the	rill,	yes.	
	d	:d	t ₁	:t ₁	t ₁	:t ₁	d	:d	ta _f	:—			
	come,	come,	Come,	come,	come,	come,	come	come,	yes.				
	m ₁	:d ₁	s ₁	:s ₁	s ₁	:s ₁	d ₁	:d ₁	m ₁ t ₁	:—			
	ies,	come,											

More Distant Removes are much used in modern music. They can be studied on the extended modulator. See also my "Construction Exercises," p. 154, and "The Staff Notation."

Effect of Speed and Force.—We all know that when we are excited our pulse moves quickly, and that when we are calm and meditative our pulse moves more gently and slowly. This is the general principle which must govern our speed of movement in singing. It should be regulated by the character of the emotion we are expressing. We may also notice, that the same state of our feelings, which naturally suggests that we should speak *quickly, generally* leads us, at the same time, to speak *aloud*. And the same emotions which lead us to speak *slowly, commonly* also suggest that we should speak *softly*. Hence the connection between *speed* and *force*. In this study, however, the following caution from Dr. Lowell Mason should be kept in mind. He says, "The very same words may be sung by different persons, or even by the same person at different seasons,—in different moods of mind,

and so with a pervading difference of expression. The hymn commencing, "When I can read my title clear," would be sung by one man (looking at his Christian hopes through the tears of penitence and sorrow) with a subdued trembling confidence, and by another man (who has long taken 'Jesus' for 'the Christ,' in whom his soul trusts) with the free full triumph of gratitude and faith. The Israelites, before they crossed the Red Sea, might have sung such a hymn as that which begins—

I sing th' almighty power of God,
That made the mountains rise;
That spread the flowing seas abroad,
And built the lofty skies.

But they would have sung it, in a very different strain *after* they had crossed the Red Sea! It might be said, that, in both these cases, the second way of singing is the *right* way. But allowances must, nevertheless, be made for this difference in the *general style* and manner of *delivery*." The principles here laid down are necessarily incomplete; but they will serve the purpose of setting the pupil to think. Each case gives

below, should be brought before the class, and submitted to the judgment of the pupils. They should then be requested to find other cases illustrative of the same principles, or cases developing any new principle. Let the pupil remember that this exercise of independent thought and feeling is *the only exercise*, in connexion with this subject, of any real value to him. The mere learning of rules for expression, without apprehending and testing their meaning, and without trying to apply them for yourself, or to invent others if need be,—would be just the putting on of so many weights and shackles to hinder all free movement.*

Loud and Quick.—These principles will naturally suggest to us that passages of music expressing joyful praise, gladness of heart, and other excited emotions, should be delivered with force, and with quick and sometimes accelerated speed. Besides this, among the many passages where music seems to *act the words*, there are some in which this dramatic delivery naturally assumes the same qualities of loudness and quickness.

Joyful praise.—Illustrations of this will be found in “Jacksons,” p. 2, v. 4, last line,—“Swiftly” p. 32 “Nature’s,” &c.,—and St. Co. Ex. 111.

Gladness.—See Sunshine, p. 45, last two lines of verses 1, 2,—“Spring life,” p. 3, where full voiced gladness bursts out on the words “Hurrah,” “grow away,” &c.,—see also St. Co. Ex. 174, at the opening and at the close before “FINE.”

Excited emotion.—By this we mean other exciting emotions besides those of praise and gladness; and any of these emotions when suddenly aroused. See the feeling of patriotism in p. 13, first 8 measures and last 8 measures,—see exulting confidence in “Rise my soul,” p. 33, v. 1,—see a change to excited confidence in “Nearer my God,” p. 34, v. 2, lines 1 to 5,—in “Hope will,” p. 12, close of each verse,—in “Hear me,” p. 18, third score, where the words are those of prayer but the feeling is that of exulting confidence,—and in “Saviour breathe,” p. 91, third score, where even the depressing sentiment of confession is naturally overlooked in the rising urgency of passionate entreaty. See cases in which the excited emotion suggests also, accelerated speed, in “We fly,” p. 20, through the whole,—and in “Awake,” p. 62, end of second score, contrasted with the slow and sustained music which precedes it.

Dramatic effects.—Cases in which our mental associations naturally suggest loudness and quickness

St. Co. (*New*).

* This subject is more fully treated in “Musical Theory,” Book IV.

in the “picturing out” or acting of a musical passage may be found in “Quail,” p. 14, score 2, “Ruthless the winter comes on,”—“Awake,” p. 64, score 4,—see also St. Co. Ex. 175, accompaniment in Tenor and Bass “rushing along.”

The student should here be cautioned against an unnatural straining after expression, against giving such expression to a single word, or to a single line of the poetry, as will distract the attention from the general sentiment—the pervading and predominating feeling of the piece.

The author of “Our Church Music” cites two striking illustrations of this. “The following stanza,” he says:—

Sinners rejoice, and saints be glad,
Hosanna, let his name be blest;
A thousand blessings on his head
With peace, and joy, and glory rest:

“is evidently throughout a *joyful* one; and the individual word *peace* does not change its character. I once heard a leader, with a powerful voice, singing this hymn. Catching at such words as ‘rejoice,’ ‘be glad,’ &c., he bounded on exultingly. But suddenly his eye fell upon the word ‘peace.’ This ‘gave him pause.’ He was startled. But, with ready presence of mind, he checked his musical career, and sinking his voice to a whispering *pianissimo*, faintly articulated the word *peace*. This accomplished, however, he rallied manfully for the remainder of the line, to depict the ‘joy’ and ‘GLORY’ of it.” The following stanza:—

See, the storm of vengeance gathering,
O’er the path you dare to tread,
Hark! the awful thunder rolling
Loud and louder o’er your head:

our author heard sung with an *AWFUL crescendo* on the third line, and a great thundering of the organs. But the true feeling of the verse is that of subdued solemnity. The attitude both of speaker and hearer is that of quiet listening. “Would not an effective reader,” he says, “sink his voice to a whisper, and turn the listener’s ear inward, to the thunder of his own conscience, rather than stun it by material noise?”

Let the student always ask himself—“What should be *my own state of mind* (excited, or quiet, &c.), while uttering this sentiment?” Let him determine first to *feel* the sentiment quietly and fully, next to *speak* it feelingly, and then to sing it so as to make others feel. If he does this he will never be found labouring to bring out expression

from unimportant words, and forgetting the main sentiment which he is uttering.

Loud and Slow.—Passages which express some grand idea on which the mind delights to dwell should be sung loudly, and not only without quickened movement; but often in a delayed and sustained manner.

Grand Ideas.—See examples in "God speed," p. 1—"Spring Life," p. 4, "praise and pray," where, in the same place, the other verses would be sung *loud and quick*,—and in "Quail," p. 15, end of third verse, where after trembling and fear, there comes a solemn confident utterance of thoughtful faith on the words "God for his creatures will care,"—"How lovely," p. 61, first score "throughout" to "tidings," expressing the universal triumph of the gospel. Musically considered, this *forte, rallentando* prepares the way, by contrast,—for the light *piano* which follows,—in "Sunshine," p. 45, where the singer is contemplating with strong satisfaction the blessings he has realised, and where, in the same place the previous verses would be sung *loud and quick*. See also St. Co. Ex. 139, last line v. 3 & 4.

Ex. 256. What musical expression is suitable to the words in "Morning prayer," p. 80, "I feel my being new created?"—in "May time," p. 5, opening of v. 1 and 3?

Ex. 257. What expression would you give to "Quail," p. 15, "God be thanked," and "Look she goes?"—to "Home," p. 76, "tell me heaven?"—and to "Saviour," p. 92, "for we are safe if thou."

Ex. 258. What expression would you give to "The stout limbed," p. 77, last score and p. 78, third score?—and to "How lovely," p. 58, last score. Give your reasons in both cases.

Ex. 259. What general musical expression would you give to the words in St. Co. Ex. 134,—and what special expression to Ex. 113, scores 1, 2, 3, 6, 7?—in Ex. 175, on the words "The sea," "The deep blue sea for me?"—what expression would you give to St. Co. Ex. 143, "Great is the Lord," "He makes his promise good."

Soft and Slow.—The principles stated at the commencement of this subject naturally suggest,—that words which express Worship, Sadness, or other Subdued Emotions as well as those which place the mind in the attitude of Meditation, Description, or Repose, should be sung more softly and often more slowly than other passages. There are

also several Dramatic Effects which can be well expressed by soft and slow singing.

Worship.—See examples in "Hear me," p. 17, at the opening, where the second score, being a repetition section and expressive of rising urgency is naturally sung louder than the first; but still *piano*,—"Lord in this," p. 33, v. 2, where the worshipful feeling is deeper and humbler than in v. 1, and should be sung more softly and slowly. This expression prepares for rising urgency of prayer in v. 3. See also St. Co. Ex. 135, v. 1.

Sadness.—See illustrations in "Shepherds lament," p. 89, score 4, where the closed door, produces a sadness, which sobs in the words "and all,—all," and deepens into utter desolation, delaying the utterance of the words "me, a dream to me,"—and in St. Co. Ex. 183, v. 2, second and third scores,—Ex. 190, v. 2, last two lines.

Subdued Emotion.—See examples in "Jackson's" p. 2, v. 2, first and last lines, and v. 4, second line. Note that in this piece, the last line of the last verse would be sung with a contrasting expression,— "Quail call," p. 14, "Ah! but" to "defend,"—also the same, "cold" to "cries,"—and the subdued feeling of the listener, v. 1 and 4 of the same,— "Come freedom's," p. 13, v. 2, lines 1, 2,— "Fortune hunter," v. 5, last two lines,— "Hope will," p. 12, v. 1, line 1, and v. 2, line 1. See also St. Co. Ex. 139, v. 3, first line.

Meditation, Description, or Repose.—See examples in "If I had," p. 45, last score "But thoughts" to "here,"—"How lovely," p. 58, duet,— "Swiftly," p. 31, "sweet," &c.,—"My lady," p. 21, where soft respectful "description" mingles with "excited emotion," which, see above, requires a different treatment,— "Spring life," p. 3,— "Hear me," p. 18, "I will,"—where the singer anticipates the sense of repose. See also St. Co. Ex. 119, "oh, sweet content" "oh, punishment."—Ex. 193, where, the whole is descriptive and subdued; but where, in the second and third verses, the second half is made softer and slower still by the "subdued emotion."

Dramatic Effect.—See illustrations in "Night around," p. 22. The accompaniment imitates the effect of a night breeze,— "The woods," p. 73, last score "and vanish," &c., when the *diminuendo, pianissimo* pictures the passing away of a dream,— "Ye spotted," p. 83, fourth score, "Beetles black," where the low voiced horror of the fairies, when thinking of the "beetles," is contrasted with their loud defiance of the spiders.

Soft and Quick.—On the same principles it is easy to see that passages expressing Gaiety or the feeling of Cunning and Inuendo are naturally delivered in a soft, light, and quick manner.

Gaiety.—See examples in “Come let,” p. 24, “trip it to and fro,”—“Fortune hunter,” p. 5,—“Gipsies’ tent,” p. 35,—and “O the joy,”—“The woods,” p. 71, where the light gaiety of the music is moderated by the descriptive character of the words. See also St. Co. Ex. 78, “Tra, la, la,”—Ex. 174 where the gaiety of the first half of the music is contrasted with the boldness of its opening and close, and with the more *legato* descriptive passage which follows.

Playful Cunning.—See examples in “Fortune hunter,” p. 4, v. 8, “Without asking my lady,” and v. 10, last line where the fun would be increased by a pause after “not,”—“Quail,” p. 14, v. 3, “here I lie.” See St. Co. Ex. 145 on the last words “my love loves me,” as though playing with a pleasant secret,—Ex. 120, where after the importunate “Tell me,” another set of voices seems to reply “Oh! no,” and p. 42, from “all among” to “dwell,” where the pretty little secret is let out.

Dramatic Effect.—See examples in “Swiftly,” p. 29, where first the quick fleeting shadows and afterwards the quickly glinting sunbeams are imitated, See St. Co. Ex. 102, where the rise and fall of laughter is not only imitated but enacted.

Ex. 260. What expression would you give to “O Saviour,” p. 86, 6 measures beginning “Save us?”—“Father my,” p. 34, v. 1, lines 5, 6?—“Lord in this,” p. 33, v. 4, line 2?—“Saviour,” p. 92, “Though” to “fly?”—“Loud the storm wind,” p. 95, “soft comes?”

Ex. 261. What expression should be given to St. Co. Ex. 97, v. 1, line 1, v. 3, lines 1 and 2?—to Ex. 194, v. 1, “In silence” to end,—and in what different manner should the mingled emotions of joy, and sustained, intensified agony, in “Jerusalem,” &c., be expressed?—Ex. 137, first line of each verse?—Ex. 139, v. 3, “and quiet lie?”

Loud to Soft.—Passages which suggest “Excited emotion” at their opening, gradually changing to “Subdued emotion,” will naturally be sung *diminuendo*. See “Spring,” p. 51, “Cloe” to “gone,”—“Going home,” p. 2, v. 2, last line,—“Morning prayer,” p. 79, where the *ma* in the contralto twice hushes the outburst of greeting at the solemn sense of the Divine presence,—and where, on the repetition, the feeling, still more deepened, may be expressed

by a *pianissimo*, *rallentando* finish to the *diminuendo*. The words of the second verse do not require such refined expression: but those of the third verse in the same place, demand all the feeling which conductor and singers can throw into them. See also St. Co. Ex. 79, score 4, v. 1.

Single tones may take the same shape, but in that brief and condensed form, which we call the explosive tone, when the singer wishes to express vigour and energy in a somewhat spasmodic manner. Let the pupils sing the scale upward and downward with a feeling of resolute determination, to the words, “No! I will not! No! I will not!” See also illustrations in the fairies saying “Hence, hence,” to the spiders, p. 83,—“Where the gay,” p. 65, score 4, the energetic climax of a remarkable *crescendo* passage,—“Hear me,” p. 12, first and fourth scores,—“The Shepherd’s,” p. 88 in which a number of explosive tones must be excused on account of the state of passionate excitement which the singer has to impersonate,—“Harvest Home,” p. 39.

Soft to Loud.—Passages which suggest “Subdued emotion” at their opening, gradually changing to “Excited emotion,” will naturally be sung *crescendo*. See “At first,” p. 54, first score, where the gathering force of a mountain stream is represented by *crescendo* and *accelerando*; and the same thing, p. 55, score 4,—“Loud the storm wind,” pp. 94 and 95, “loud,” &c., where the subdued feeling of description gradually changes into dramatic excitement. See also St. Co. Ex. 139, v. 2, “And in,” to “to be,”—Ex. 175, “Beautiful” to “free,” where contemplation rises into ecstasy.

Single tones may take the same shape but in that brief and condensed form which we call pressure tone, when the singer wishes to express the breathings of desire, entreaty, or any deepening emotion. Let the pupil sing the scale slowly upward and downward to the words “Oh! do, pray do! Oh! do, pray do!” See “Jackson,” p. 3, on the words, v. 2, last line,—“Father,” p. 34, v. 1, where a pressure tone on each syllable of “From human agony,” would well express the deepening emotion,—“Hear me,” p. 17, score 2, “O,”—ditto p. 18, second score, “prayer,”—“O Saviour,” p. 86, score 2, “Save,” “Help.” It should here be noticed, however, that the same emotion is sometimes expressed violently and passionately by the explosive tone which in other moods would require the desirable pressure tone; see “Saviour,” p. 87, “Save,” “Help,” and

“Home,” p. 76, score 1, “shall.” See also St. Co. Ex. 189,—Ex. 194, each syllable of “the anguish of our soul.”

Ex. 262. Mark for expression the following stanza, first on the supposition that the poet wishes the mind strongly impressed with the contrast in the picture, for the sake (for example) of some lesson he means to draw from it,—and, secondly, supposing the sentiment to mean nothing more than a descriptive meditation:—

In winter, from the mountain.
The stream, like a torrent, flows,
In summer, the same fountain
Is calm as a child's repose.

Ex. 263. Mark the following—from Gersbach's “Little Singing Bird,” translated by Mr. James Stallybrass:—

On airy wings
The skylark springs
To yonder cloud on high;
His thanks to God
He flings abroad,
And fills the wide blue sky.
O songster rare,
You swing up there—
Creation's morning bell!
My songs I'll blend
With yours, and send
Them up to heaven as well.

Ex. 264. Ditto, ditto.

Oh! never fear
Old Winter's cheer,
Though rude and sharp his greeting;
His coat is rough
His voice is gruff,
But warm his heart is beating.
He wears no smile
And for a while
He'll seem to hide our treasures;
But in the end
He'll prove a friend
And bring us back Spring pleasures.”

Ex. 265. Ditto, ditto.

When Spring unlocks the frozen ground
And scatters all its treasures round,
How sharp and active then is found,
Old Master Spade the Gardener!
When 'mong the crops feeds hungry Bun,
Oh! who will rise before the sun
To scare the rogue and make him run?
Old Master Spade the Gardener!

Suppose the last line in each stanza repeated, what would be your feeling in the repetition, and how would you mark it?

St. Co. (New.)

Ex. 266. Ditto, ditto.

Oh! there's not a sweeter pleasure
Than to know a faithful heart.
Ye that own so rich a treasure
Never, never with it part!
Blest are we, in joy and woe,
If but one true heart we know.

Ex. 267. Ditto, ditto.

Your cage is nice and ready;
Though green boughs, pretty bird,
Are now your home delightful
And rightful,—
Yet spiteful
Is Winter, and he'll pinch hard.
The cage has long been ready:
What says the pretty bird?
I'm still to freedom clinging
And swinging
And winging
My flight o'er the bright green sward!

Ex. 268. Mark this from “Favourite Welsh Hymns,” by Joseph Morris:—

Far on the ocean, one cold starless night
A small bark was sailing in pitiful plight;
The boom of the billows, as on rushed the storm,
O'ercame the stout hearts of the men with alarm.
But one in that lone boat was fearless the while,
The captain's bright boy,—looking round with a smile;
“The storm,” he said, “threatens, but still do not fear,
We safely shall land, for my father doth steer.”

Ex. 269. Mark this, by the Rev. W. B. R.:—

Never forget the dear ones,—
What songs, like theirs, so sweet?
What brilliant dance of strangers
Like their small twinkling feet?
Thy sun-lights on life's waters,
Thy rainbows on its foam;
Never forget the dear ones
Within thy house at home.

Ex. 270. Mark this, from Barry Cornwall:—

Oh! the summer night
Has a smile of light,
And she sits on a sapphire throne;
Whilst the sweet winds load her
With garlands of odour,
From the bud to the rose o'erblown.
But the winter night
Is all cold and white,
And she singeth a song of pain;
Till the wild bee hummeth
And warm spring cometh,
Then she dies in a dream of rain.

Ex. 271. How would you treat the last verse of “Oh! where and oh! where is your Highland laddie gone?” We once heard it sung all *in one piano*. Should question and answer be given alike?

Suppose, and suppose that your Highland lad should die!
The bagpipies should play o'er, him and I'd lay me down
and cry;
And 'tis oh! in my heart I wish he may not die.

Will you take the first line as a simple thoughtful remark of the questioner, as a solemn fear seriously entertained, or as a heartless mocking suggestion? Is the opening of the second line the sad musing of sorrow as it pictures the parting scene? Or is it the earnest voice of a momentary triumphant feeling, claiming, even in death, some honour for the Highland lad? Does the last line imply hope, or a troubled heart near despair? Mark the verse according to all these various readings.

Finally, on this subject of expression, let pupils be always reminded, that, in the preceding exercises, we have only introduced them to certain general principles and *instruments* of ART. But, to use the memorable words of M. Fétis, "ART WITHOUT LOVE IS POWERLESS. To persuade we must BELIEVE in what we say. TO MOVE WE MUST OURSELVES BE MOVED." If you want to see how this principle is forgotten, and how little the highest art can do without TRUTH and LOVE, go listen to the well-paid chorus in some first-rate opera-house of England or France, or to the unbelieving choir and organist in some of our greatest churches.

Phrasing of Words.—From the commencement of the course, as at pp. 9, 16, and 30, the attention of the student has been directed to the proper division of the melody into portions, marked by breathing places. At pp. 69, 70, instructions and exercises have been given in the art of quickly detecting the natural divisions of musical sections and phrases, and at p. 98, the principles of "Melodic Phrasing" are still further developed. But to the singer a yet more important art is that of dividing the words so as to give the sense most clearly and of making the hearer receive that sense as the singer feels it. When singers take breath in the middle of a word, or between words which so belong to one another as properly to make up a compound word, they commit an outrage on the poetry they sing. "Who would do so?" exclaims the irritable reader. "Let him listen attentively," says Mr. Wordsworth, "to the next ten singers and out of the number, nine shall be caught in what appears an impossible fault. Intelligent people have *sung* words thus punctuated,—

I saw the *vir*,—tuos man contend
With,—life's unnumbered,—woes.
And,—he was poor with,—out a friend.
PRESSED,—by a thousand foes."

The singer should form the habit of looking on words not singly but *in groups* joined together

naturally by the sense. In other languages than our own the little words are absorbed into the larger ones. Thus, in Latin or in Hebrew nearly all the "groups" marked in the verse below could be expressed by single words. Without studying deeply the details of grammatical analysis, the musical student will easily see, by his common sense, what words *belong to one another*. Let not such words be separated. When the smaller groups—the compound words—are readily distinguished, the student will begin to form these again into larger groups. Thus each line of the following verse may be divided into *two* larger groups as well as into three or four smaller ones. The stronger the retaining power of the lungs the larger the phrase they can easily deliver in one breath.

With all my powers of heart and tongue

I'll praise my Maker with my song

Angels shall hear the notes I raise

Approve the song and join the praise.

Mr. G. F. Root proposes that a verse, like the following, should be sung by the class to some familiar tune:—

While shepherds watched their flocks by night,
All seated on the ground,
The angel of the Lord came down,
And glory shone around.

Let the pupils be first required to take breath in the middle of the words "shepherds," "seated," "angel," and "glory." "All would feel," he says, "that taking breath between the syllables of a word is wrong, and thus one rule would be deduced. Next, the pupils might be asked to take breath after the words 'their,' and 'by' in the first line, and after 'the' in the second, &c. It would then be seen that the breath must not be taken after words that are *in close connexion* with other words. Finally, the pupils should sing the verse, taking breath where the stops occur, and after emphatic words. That will be found agreeable and expressive, and thus the rule for correct breathing would be established."

The musical and poetical phrases, in ordinary cases, coincide with each other. But where that is not the case, the words must rule. In the following illustration, from W. A. Wordsworth's "Treatise on Singing," the musical phrasing would suggest, as breathing places, those where the cross is placed. But such a phrasing would, in two places, be false to the sense. The other marking is

therefore necessary. Sing the passage in both ways.

KEY	A.	†	×	×										
{	s ₁		r	:-.m		f	:-.t		d	:-.r		m	:-.d	}
	It		is		not		that		its		meads		are	green, It
			†	×										
{	f	:-.r		m	:-.d		r	:f	.m		r	:-		
	is		not		that		its		hills		are		fair.	

In a chorus it is a point of special importance that all should be agreed as to the principal places of taking breath. It produces a delightful effect of unity and clear expression thus to make the "phrasing" *unanimous*.

Ex. 272. Divide the words of Ex. 191, 144, 140, into smaller groups and mark them after the manner of the verse above.—"With all," &c.

Ex. 273. Divide into larger groups, and mark in the same way, the words of "Hope will," p. 12, "Come freedom's," p. 13, "Lord in this," p. 33, "Father my spirit," p. 34.

Vowels.—The importance of vowel sounds to the singer has been shown, and the consonants have already been studied, pp. 59, 60. Whenever a class grows careless in the utterance of consonants, the "articulation exercises" Nos. 146 to 152 will have to be revived. This study of the consonants is sufficient to render intelligible the rapid recitations of a chant, or the quick speech of a comic song, but not to produce any lengthened tones with clearness and beauty. It is to the vowels that we owe the chief charm of speech in song. Unfortunately also it is the vowels in which the dialects of the different parts of the country principally differ. The local teacher may not always think it advisable to fight against an accepted and well confirmed local habit of speech. But he should at least know what the received sounds are, and how to produce them. Again, those vowels which are commonly short in speech have often to be sung to a long note, but few speakers have been accustomed to notice the exact formation of these vowels, or to sustain them, except for a passing moment. Now these vowels in English are rarely shortened utterances of the corresponding well known long vowels. They generally require some parts of the vocal organs to be differ-

ently arranged. Hence the power of sustaining them has to be learnt as a new art. So difficult are they that Kollmann and some other writers on musical pronunciation, misled by the word short, and not noticing that these vowels really differ from others in quality, take for granted that "the short vowel, cannot be prolonged." But to hear the quality of a vowel altered in singing, as for example steal, sate, cart, fool, substituted for still, set, cat, full, produces a most disagreeable, often painful effect even on the uncultivated hearer,—whereas a pure vowel is a pure delight. The following explanations will help to make the subject clear to the pupil's mind.

Mechanism of the Vowels.—Vowels are produced by giving certain fixed forms to the cavities between the larynx and the lips. These cavities act as a "resonator" to the tones produced in the larynx, just as the body of the violin acts as a resonator to the tones generated by its strings. By their varying shapes they modify the quality, and tend also to modify the pitch, of the vowels. Not only are some vowels of a much pleasanter quality than others, but some vowels are more easily and clearly produced at a low or a high pitch than others. As any fixed shape of the vocal cavities will produce a new vowel, the number of possible vowels is practically infinite, and the number acknowledged in various languages and dialects, without reckoning individual peculiarities, is very great. We shall of course confine our attention to the principal English vowels, indicating their commonest dialectic varieties.

The following diagram is a kind of vowel modulator, the vowels being for convenience expressed in glossic letters. The arrangement is according to natural pitch. If the vowels *oo*, *oa*, *au*, *aa*, *ai*, *ee*, are pronounced in a whisper, without any effort to give them any particular musical character, and run up quickly, the rise in pitch will be as perceptible, and much of the same character, as the rise in pitch produced by pouring water from a height into a jug till it is full. The exact relation of vowel quality to absolute pitch is still under investigation, but it is believed that when the change of register does not interfere, the character of the whispered vowel system is generally maintained, *ee* being best adapted to the higher, and *oo* to the lower pitches, and so on.

SCALE OF ENGLISH VOWELS.*

	GENERALLY LONG.	GENERALLY SHORT.
Open lips.	EE, in <i>beet</i> .	_____
	_____	I, in <i>bit</i> .
	AI, in <i>bait</i> .	_____
	_____	E, in <i>bet</i> .
Rounded lips.	_____	A, in <i>bat</i> .
	_____	U, in <i>but</i> .
	AA, in <i>baa</i> , <i>bazaar</i> .	_____
	AU, in <i>Paul</i> .	_____
Rounded lips.	_____	O in <i>pol</i> .
	OA, as <i>o</i> in <i>pole</i> .	_____
	OO, in <i>pool</i> .	_____
	_____	UO, as <i>u</i> in <i>pull</i> .

In speaking of the vowels it will be most convenient not to call them by their sounds, but by the usual alphabetic or spelling names of the letters composing their glossic form: *ee* will be "double-e," *i* will be "eye," *ai* will be "a-eye," and so on. The teacher will thus be able to call for a sound without first pronouncing it.

The open Italian *aa* forms the centre of this vowel scale. Proceeding upwards from *aa* the middle of the tongue is raised for each higher vowel. The lips are open throughout this series. Below *aa* the lips are gradually more and more rounded, being closest for *oo* or *uo*. At *oo* or *uo* the back of the tongue is highest, and the tongue is altogether lowest at *au* or *o*. The tongue is in precisely the same position for *oa* and *aa*, but for *aa* the lips are not rounded, and the larynx is lower.

Just as in studying tune we took the boldest tones of the modulator first, so in studying the vowels we commence with those most readily produced by the singer or most familiar as separate sounds to the speaker. The vowels will therefore be studied in five groups in the following order, first *aa*; second *au*, *oa*, *oo*; third *ai*, *ee*; fourth *u*, *a*, *e*, *i*; fifth *uo*, *o*. Here the first group stands alone; the second are all spoken with rounded lips; the third are the less

sonorous long vowels; the fourth are all short vowels with open lips; and the fifth are peculiar vowels with rounded lip.

FIRST GROUP; AA.

aa—in *baa*, *papa*, *father*, *harp*, *calf*, *ass*, *chance*, *aunt*, *laugh*, *guard*, *heart*. This sound is formed with the lips well open, and the teeth considerably separated. The tongue is depressed, lying almost flat, and quite free in the lower jaw. Pouting the lips, or closing the corners, so as partly to cover the teeth, much injures this, and all the upper vowels. If the tongue is lowered too much as for *au* (the lips not being rounded) a deeper, thicker, lower sound is formed, the glossic *ah*, which is much used in Scotland in place of both *aa* and *au*. A short form of *aa* or *ah* is used in the North in place of *a*, and in the West a long form of *a* is used for long *aa*. All these variations materially injure the quality of tone in singing. The *ah* is felt to be uttered in the throat, the long *a* is almost a bleat, driving the sound against the palate. Obtain the pure *aa* by keeping a medium position of the tongue, and endeavouring to drive the breath against the upper teeth, but keeping the teeth well opened. A still finer sound, the glossic *a'*, is made by keeping the tongue flat but altogether raising it in the mouth to the same position as for *u*, and is heard now in Paris and very much in London, in place of *aa* (in *ask*, *grant*, *pass*, *path*, and such words not containing *r*) but its use detracts from the pureness of the quality of tone.

As this Italian *aa* has been so much used in previous exercises, it is not necessary to give new exercises upon it here, but if from not perceiving the importance of pure vowels the pupils have been allowed to change *aa* into *au*, *ah*, *oa*, or *a*, they must now go through the klang and tuning exercises of this step over again with exclusive attention to the vowel *aa*. If there remains any difficulty in producing the Italian *aa*, let the plan recommended by Fredrick Wiek, of Dresden, and Madame Seiler be adopted, of beginning with *oo*, and then changing the vowel into *aa*, thus: *oo-aa*. The *oo* puts the mouth in a forward position and so prepares it for the best quality of tone that can be got on *aa*. Of course the teacher will be careful not to stop at *oa* or *au* on the road.

As *aa* is the central vowel we do not expect any marked difference to arise from the change in the pitch. Its tendency however to alter into *au* in the

lower part of men's voices is very noticeable. Try with the class such passages as second part of St. Co., Ex. 78, ms. 11 and 13, Ex. 136, sc. 2, m. 8. Add. Ex. p. 2, sc. 4, m. 3, v. 2, Bass, p. 9, sc. 1, m. 3, Bass. And it sometimes has a tendency to alter into *u* at the top of the soprano voice. Try such cases as St. Co. Ex. 172, last "Amen" 1st part,—and Add. Ex. p. 5, m. 1, soprano.

SECOND GROUP, AU, OA, OO.

an—as in Paul, daub, cause, caught, laud, law, all, talk, broad, brought, cord, fork, &c. The tongue is much lower than for *aa*, the back of it being as much depressed as possible. The middle parts of the lips are widely separated, but they are slightly rounded at the corners. The jaw is depressed.

As, in the North, deep *ah* is used for *au*, so in the West *au* is substituted for *au*, as *kaard* for "cord." The sound of *ao* (see Diphthongs p. 143) is frequently confused with *au* by people in the South, who for "more" (properly *maor*), will say *mawr*, or even *mau!*, and even confuse "court," (properly *kaort*) with "caught." Sometimes *au* is used provincially for *aa*, and *oo* or *oa* for *au*.

Ex. 274. After striking the tonic chord of Key G, sing the vowel *au* in lengthened tones, first downwards from G, then upwards from G, and always piano till the sound is securely struck at all pitches. The teacher will find it necessary to set a pattern for his pupils. He should guide them in the beginning and ending of the tones by means of the "manual signs." The pupils should take breath before each vowel, and deliver it with that clear and perfect attack (without breathiness, force, or hollowness), that "good touch," on which the quality of tone so much depends. Even on this almost invariably long vowel the pupils will soon perceive how difficult it is to hold a vowel position without change, for even a second of time. They will feel the constant tendency to relax the rounding of the lips so changing into *ah*, to rise into *aa*, to fall into *oa*, or to end with a slight *u*, representing a final *r*. If there is any difficulty in getting a good quality of tone on this vowel it should be practised on Wiek's plan described above. The singer will feel that this, like all other vowels, is more difficult to produce at certain pitches than at others. At no moment must his attention be withdrawn from the purity of the vowel sound. As high pitched and low pitched voices have different difficulties to con-

tend with in producing vowel sounds with purity the women's and children's and the men's voices should be practised separately and alternately; the alternation will give them rest and opportunity for self-improving criticism. As this is not an exercise in strength of lungs or compass of voice, certain voices will be allowed to drop out when the majority of the class has gone beyond their reach.

The tendency to change this vowel in the high part of the Sopr. voice may be studied in such cases as Add. Exs. p. 45, sc. 4, "thoughts."

oa.—as in load, shoal, coat, blow, hoe, globe, grove, most, folk, though. The tongue lies flat and free in the lower jaw, in the same position as for *aa*. The lips are much more rounded than for *au*, a considerable portion about the corners being quite closed. But the teeth inside the lips should be kept well apart, and the lips should not be pursed or outwardly rounded into the shape of an O, as either error much impairs the quality of the tone. In the South of England there is a tendency to finish the vowel by closing the lips still more and raising the back of the tongue, producing a final *oo*; this should be avoided in singing. In many places the larynx is too much depressed, producing the broader sound *ao*, which too closely resembles *au*: this is particularly unpleasant to a Southerner. Care must also be taken not to commence the vowel with a sound resembling *u* and then finish with *oa*: this arises from not rounding the lips at the moment of striking the vowel; it is very common and should be carefully avoided. The Cockney fault of almost confusing *oa* with the diphthong *ou*, making "no hoe" into "now how," (which is also the practice in Ireland, when the sound of long *ou* should be heard before *h*, as in "cold soul,") must of course never be tolerated. We may say the same of stain and bain or steen and been, sometimes heard in the far North for stone and bone.

Ex. 275.—Practise this vowel in key F \sharp , and in the manner described Ex. 274. Guard against the tendency towards *ah* or *au* in the lower, and *u* in the higher pitches. Study it at high pitches in St. Co. Ex. 175, last sc. m. 2, "home," and Add. Exs. p. 41, sc. 4, m. 4, "home." See it at low pitches in St. Co. Ex. 136, 2nd verse, last word, 2nd part. Add. Exs. p. 17, sc. 3, m. 2, bass, and p. 24, sc. 4, m. 3, bass, "fro."

Ex. 276.—Sing the following words to long sounds. Each pair should be sung to the same tone and the same breath: bought boat, caught coat, great

Grote, abroad road, flawed flowed, sawed sowed, gnawed node, naught note, sought creosote.

oo.—as in fool, cool, whose, lose, you, soup, two, rheum, wood, rude, rule, blue. The back of the tongue is raised nearly into the position required for *h*, and quite conceals the uvula, but the tongue is thick and not wide, the back part of it lies between, but does not touch the back teeth, and the tip presses gently below the lower gum. The opening of the lips is much more contracted than for *oa*, but the teeth must be kept wide apart to secure a good quality of tone. Be careful not to pout the lips, making a funnel of them, and thus muffling the tone. Be careful also not to raise the *middle*, instead of the *back* of the tongue, for if you approach the *ee* position with the tongue while the lips are rounded, you will get one of those French sounds so common in Scotland (glossic *eo*, *oe* or *ue*, French *eu* *ê* or *u*), and sounding like *ai* or *i* to English ears. Thus, as Mr. Melville Bell observes, when a Scotchman says "John has gone out to *cool* himself," an Englishman is apt to hear "to *kill* himself." As this vowel has been so much used in the *klang* exercises it is not necessary to practise it here except by way of comparison. Its natural changes at high pitches may be tested by the sopranos in such cases as St. Co. Ex. 175, sc. 9, 1st note. See instructions under *uo*.

Ex. 277.—Comparison exercises as above, Ex. 276: groove grove, coat coat, doom dome, room roam, stool toll, gloomy gloaming, boon bone, noose nose, stool stole, whom home, hoop hope, loof loaf, poop pope.

THIRD GROUP, AI, EE.

ai.—as in paid, ail, aim, ale, flame, hay, they, weigh, great, gauge. For this vowel the lips are wide open; any contraction of the opening spoils the sound. The teeth are wide apart, the *middle* (and *not* the *back*) of the tongue is raised. No part of it presses against the palate, though the edges lightly touch the back teeth, the tip of the tongue lies loosely near and slightly higher than the lower teeth, but must not touch them. There is a great tendency in the South to raise the middle of the tongue still higher towards the end of the sound, thus making it taper into *i*. Some elocutionists consider that this tapering *ai-i* gives a softness and a beauty to the speech; others think it may well be dispensed with. In singing, endeavour to produce *ai* without the tapering. In the North the tapering is not used, but there is a contrary tendency to broaden the sound into that heard in the

South only before *r*, as in "air, care, pear, pair, pare," which is the long sound of *e* explained below.

The indefinite article *a* is commonly spoken of as *ai*, but it has this sound only when emphatic; otherwise it is *e*, *u*, *a*, *a'* or *aa*, according to the habits of the speaker, and *u*, *aa*, are best adapted for singing. Notice the tendency of *ai* to change at low pitches, while the Basses sing Add. Ex. p. 33, sc. 2, last note "Face," and p. 45, sc. 1, last pulse "rain."

Ex. 278.—Practise these vowels in Key E and in the manner of Ex. 274.

Ex. 279.—Sing the following pairs of words on any tone, each pair to the same breath, and dwelling on the important syllables: pay-er pair, obey-er O bear, a stay-er a stair, decay-er care, lay-er lair, pray-er prayer, array-er rare, sway-er swear.

ee.—as in meet, meat, mete, me, tea, grief, seize, quay, people. The *middle* of the tongue is brought close to the middle of the palate, against which and the teeth it is pressed close on each side, leaving a narrow channel at the top for the breath to pass through. The tip of the tongue is directed down towards the back of the lower teeth, against which it is pressed in ordinary speaking, but in singing it should be kept free, as it will have to assume slightly different positions for different pitches, and as the tight pressure injures the quality of the tone. The teeth must be kept open, but cannot be opened so widely as for *ai*, without impairing the pureness of the tone. The larynx must be as high as possible, but as this cannot be maintained for low pitches, there is a constant tendency for this vowel to sink into a lengthened *i*. Notice this tendency while the Basses sing St. Co. Ex. 136, 4th verse last word, Add. Ex. p. 1, m. 3, "speed" and p. 74, m. 3, "dream." It can only be sung in great purity at high pitches. Before *r* it always falls into *i*, as in "ear, mere, pier." Singers must be careful not to let "leap, steal, feel, seen, green," sound the same as "lip, still, fill, sin, grin" lengthened. When, however, short or "brief" *ee* does not run on to the following consonant, it may be always sung as *i*, if more convenient.

Ex. 280.—Practise this vowel in Key B and in the manner described above. Men should guard against this sound descending into *i* (as in still) only lengthened.

FOURTH GROUP, U, A, E, I.

u.—short, in but, brush, judge, tun, sun, dun, blood, rough, money. For this vowel the tongue is almost flat, and altogether higher in the mouth

than for *aa*, but it is quite free from all the teeth, loose and unrestrained, filling nearly the middle of the hollow of the mouth. Many persons drop the tongue too deep, which destroys the beauty of this simple natural sound and gives it a disagreeable roughness or thickness. Care must be taken not to round the lips in the least. The teeth must be wide apart. If the larynx is lowered, as in the low pitches, the sound naturally approaches *aa*, but all approach to *aa* can be avoided by keeping the lips open. Notice this vowel at low pitches in the Bass, St. Co. Ex. 119, m. 8. "punish," and Ex. 145, m. 10, *joyous thrush*." Add. Ex. p. 47, sc. 4, m. 3, "shuts." Try to sustain it purely although not at low pitch in Add. Ex. p. 58, scs. 1 and 2, "lovely," St. Co. Ex. 98, last word, 1st v. "*done*," and Ex. 99, ms. 6 and 8, "bove" and "love." The deeper vowel (glossic *uu*) is common in North Wales and in the Provinces.

As a short vowel it is the commonest of conversational sounds and all our unaccented vowels have a tendency to fall into it. But notwithstanding this, many writers on elocution condemn it as slovenly and obscure. In the South of England this vowel is long before R in accented syllables, the R being generally omitted, as in mirth, earth. In none of these should *e* long (the modified *ai* of air) be tolerated. Other examples are in nurse, purse, murmur, word, world. In these a deeper sound, made by lowering the back of the tongue and much heard in the West, should be avoided. No approach to *aa* should be allowed. In both these sets of words the singer must learn to insert the *r* as a very slight rapid trill following the vowel. In Scotland these sets of words are pronounced with different short vowels before a trilled *r*.

Ex. 281.—Practise this vowel in Key D and in the manner described as above, Ex. 274. In order to guard against its great tendency to change, let the pupil think, while he sings, of one of the above words containing this vowel.

Ex. 282.—Comparison exercise as above. Ton tone, nuns nones, run roan, pup pope, sup soap, sun sewn, rut rote, rum roam, stirring starring, bird bard, occurred card, deterring tarring, serve salve, firm farm, gird guard, herd hard, girl garland, pearl parlance, further farther, serge sarjeant.

Ex. 283.—Sing on any tone each pair to the same breath : buck book, luck look, cud could,

St. Co. (*New*).

tuck took, knuckle nook, rush push, gullet bullet, pulp pulpit, null pull, hull bull, hulk bulk (*u* in both)

a.—in tap, pat, pant, sad, mash, flax, plaid, plait, bade. The whole tongue is greatly higher than for *aa*, and the middle of the tongue is more raised than for *u*. It is however much lower than for *ai*, and should be quite free of the back teeth, below which it hangs freely, the tip of the tongue being slightly higher than the lower teeth, but not obstructing the free opening of the mouth. Both teeth and lips must be wide open. Persons who mince their words in England pronounce the word man almost as though it were men. Mr. Bell accuses the mincers of saying "the ettitude is admirable." The sound which they really use is the open sound of *ai* (glossic *ae*) so much heard in France, Italy, and Germany, (*é, ä*), and frequently in some English provinces in place of *e*. The larynx is lower for *a* than for *ae*; partly for this reason, there is a natural tendency to convert *a* into *ae* at high pitches, which require the larynx to be raised. See *a* at high pitches in St. Co. Ex. 134, m. 3, v. 3, "happy," and Ex. 137, m. 7, "manfully." Foreigners always confuse *a* and *ae*. It is heard as a long vowel in the West and in Ireland in place of *aa*, and in Ireland it is the name of the first letter of the alphabet. In Scotland short *ah* (the deeper sound of *aa*) is constantly substituted for *a*, and the teacher should carefully correct any tendency to say *aa* for *a*, except in such words as "pass, glass, ask, path, lath, aunt, haunt, gauntlet, grant, sha'n't," *aa* is commonly used in these cases; the use of *a* is only common in the West and among the educated classes in the North. See cases St. Co. Ex. 133, v. 4, last line, "everlasting." Add. Ex. p. 21, sc. 3, m. 3, "glass." The unaccented *a* in *idea*, *China*, against, passable, is generally pronounced *u* and may be so sung, but the effect of *a* (see *aa*), or *aa*, is much finer in singing and is always admissible. See Add. Ex. p. 47, sc. 1, "alone," and p. 34, sc. 4, m. 4, "around." Any final trilled *r* in such cases must be avoided most sedulously, especially before a following vowel. In *-al, -an*, final, an *u* sound is generally used in speaking, but an *a* sound is admissible in singing. See Add. Ex. p. 32, sc. 4, "universal," p. 34, sc. 1, "human." Singers should never sing *l, n*, without any vowel when there is the least excuse for their inserting one, as the quality of their tones is so bad.

Ex. 284.—Practise this vowel in the Key D and in the manner described above, Ex. 274.

* This exercise should be introduced later, as 2906.

Ex. 285.—Comparison exercises as above: pat pate, pad paid, bat bate, back bake, ban bane, tap tape, tack take, dally dale, cap cape, can cane, gap gape, fat fate, fan fain, sat sate, sham shame, lack lake, mat mate, nap nape.

e.—short, in threat, dead, health, friend, said, neifer, leopard, any, many; long, before *r* and tapering into *u*, in there, where, ere, e'er, stair, stare, pear, bear, bare. The tongue is precisely in the same position as for *ai*, but the larynx is lowered. Hence in high pitches *e* has a tendency to become *ai*, or else the tongue is lowered into the position of *a*, and *ae* is substituted. See St. Co. Ex. 133, v. 4, "command," Ex. 171, m. 4, "Amen," Ex. 144, v. 4, "where," Ex. 145, m. 3, v. 3, "ere." The sound of *ae* is so commonly used for *e* in Scotland (where *e* is reserved for our *i*, the Scotch *pin* being sounded like our *pen*) and in the provinces, and even by many Southern speakers, that the use of *ae* for *e* need not be corrected, but care must be taken to avoid *a* for *e*, as is sometimes heard in Scotland. When *e* is written brief in unaccented syllables either *i* or *e* may be spoken but *e* is generally the best for the singer. See St. Co. Ex. 137, last note. The singer must be very careful not to prolong such words as "kept, set, met, wed, ell, Ben," into "caped, sate, mate, wade, ail, bane, &c., and hence must practise the prolongation of this vowel sound.

Ex. 286.—Practise this vowel in Key D. in the manner described above.

Ex. 287.—Comparison exercises as above: pct pate pat, bet bate bat, tell tale tallow, dell dale dally, kennel cane can, get gate gat, fell fail fallow, sell sale Sall, shell shale shall, let late lattice, met mate mat, neck snake knack.

i.—as in hip, pit, bid, cliff, his, gild, lynx. The tongue and lips are precisely in the same position as for *ee*, but the larynx is lowered, so that the voice naturally sinks from *ee* to *i* in lowering pitch and great care is required to sing both *ee* and *i* to the same pitch. The vowel *i* is very characteristic of English, and although it does not occur as a recognised long sound, it has to be constantly prolonged in singing. All meaning is lost if "lip, sit, grit, bid, hid, sick, sin," are prolonged into "leap, seat, greet, bead, heed, seek, scene." Such words as "happy, vanity, unity," have constantly a long tone to their last syllables, which must never be called *ee*. See prolonged *i* in St. Co. Ex. 116,

sc. 2, "kill," Ex. 139, m. 2, "little," Ex. 140, v. 3, "fill," Ex. 174, m. 12, "hill," Add. Ex. p. 30, sc. 3, "village." The great fault of English speakers is to use *i* long for *ee*, and of foreigners to use *ee* short for *i*. Before *r*, *i* long is always used for *ee* long, and after *r* many speakers find the pure *ee* difficult. Most bass voices take *i* for *ee*. In the Comparison exercises prolong the final *y* as in baby, etc, singing it to a note as long as that for the following *e* or *ee*, etc.

Ex. 288.—Practise this vowel in Key E in the manner described above.

Ex. 289.—Comparison exercises as above: let baby be, a paltry free, with ugly glee, a tiny knee, the glassy sea, make worthy thee, a wintry tree, thy enemy me, a flashy she, best city tea, they chiefly flee, cried gruffly flee, the lucky key, fit feet, sit seat, mill meal, knit neat, whip weep.

FIFTH GROUP, UO, O.

uo.—asin full, wool, could, book and foot. The tongue, teeth and lips are in precisely the same position as for *oo*, but the larynx is lower. Most elocutionists consider *uo* to be the same as *oo* short, but the Scotch pronounce "book, look, cook," with a real *oo* short, and the effect is so different from the English, that they are wrongly supposed to say *oo* long. Compare Yorkshire *book*, with *oo* long; Scotch *bòok*, with *oo* short, and Southern *bùok*, with *uo* short. Also compare English *pòol*, French *pòol*, written "poule," and English *pùol*, written "pull." The distinction between *oo* and *uo* is precisely the same as between *ee* and *i* and *e*, *au* and *o*. But a good imitation of *uo* (not of *oo*) can be made with widely opened lips, and sung at any high pitch on the scale, where *oo* cannot be touched. This sound is therefore valuable to singers. It is a common fault to say *riom*, *sion*, and even *fuod*, with *uo* short, in place of *ròom*, *sòon*, *fòod*, with *oo* long. But when "pull, full, could, would" are prolonged, the singer should never say "pool, fool, cood, wood." The words "wool, woman, would," present great difficulties to Scotch and Welsh, and even many English speakers. The pure *uoo* should be heard in each. In the provinces *u* and *uo* are constantly interchanged, so that "bull" is pronounced "bul" instead of "buol," and "foot" is pronounced "fut" instead of "fuot." Observe that *uo* and not *u* should be heard in bull, full, pull, (and their derivatives, bul-lace, bullet, bulwark, bullion, fuller, fullage, fullers, Fulham, pulpit, pullet, butcher, cushion, cushat, sugar, cuckoo, huzzar, huzzay! hurrah! push, bush, to put.

The game of *put* has *u*. The word *fulsome* is pronounced both ways. All other words with *u* short have *u* not *uo*. In *blood flood*, *oo* is sounded *u*; in *soot* both *u* and *uo* are heard.

Ex. 290.—Comparison exercises, as above: *pool* pull, *fool* full, *cood* could, *wood* would, *shood* should, *food* good, *who'd hood*, *shoot put*, *goose* puss. Ex. 290*b*—see above, Ex. 283.

o.—as in *nod*, *pond*, *stock*, *odd* and *dog*. The tongue, teeth and lips are precisely in the same position as for *au*, but the larynx is lower. Hence this sound has often been thought to be the same as *au* short, and most elocutionists put it down as such. But if any singer inadvertently prolonged the name of God into *gaud*, he would feel ashamed of the irreverence. The following exercise will shew how the sense may be utterly destroyed by not attending to this distinction. The difference between *au* and *o*, is of precisely the same nature as that between *ee* and *i*, *ai* and *e*, *oo* and *uo*. Let the student prolong *odd*, he will find it distinct from *aved*. Next let him shorten *aved* as much as possible, and he will not get *odd*. Foreigners usually say *ao* short in place of *o*, which is a peculiarly *English* vowel. The accented syllable *or* when no vowel follows is nearly always *aur*; the *au* is long and thereshould be slightly trilled for distinctness, though it is frequently altogether omitted. The words "soft, often, office, broth, groat, gone, cross," and sometimes "dog, long," especially in America, are pronounced with *au*, but either *o* long, or *ao* long are preferable, and *o* short is much used, and is indispensable in "dog, long." See prolonged *o* in St. Co. Ex. 68, m. 2, "song," Add. Ex. p. 1, m. 3, "God," p. 4, sc. 3, m. 2, "spot," p. 14, sc. 4, m. 2, "on."

Ex. 291.—Comparison exercises as above: *odd* *aved*, *pod* *pawd*, *so* *sawed*, *holiday* *haul*, *Moll* *maul*, *stock* *stalk*, *yon* *yawn*, *nod* *gnawed*, *fond* *fawnd*, *God* *gaud*, *pollard* *pall*, *rot* *wrought*, *hockey* *hawk*, *solid* *salt*, *totter* *taught*.

Ex. 292.—Error exercises on the vowels. The teacher sings on G the wrong pronunciation, and the pupils immediately (on the same tone, and prolonging the syllables) sing the *correct* pronunciation of that word, and of the other words like it. "atone" *atone*, *adore*, *among*, *alone*, *amaze*, *alarm*, *awake*, *above*, *about*, *amidst*, "Deivert," *divert*, *digress*, *direct*, *divulge*, *engine*. "Testimony," *migratory*, *patrimony*, *dilatory*, and *matrimony*. "Cummand," *command*, *complete*, *comply*, *commend*, *correct*, and *corrupt*. "Goodness," *goodness*, *endless*,

matchless, *boundless*, *anthem*, *forget*, *yes* and *instead*. "Evidence," *evidence*, *silence*, *prudence*, *ardent*, *excellent*, *providence*, *influence*, *contentment*, *judgment*. "Regelar," *regular*, *educate*, *singular*, *articulate*, *perpendicular*, *particular*. "Fee-aar," *fear*, *near*, *their*, *more*. "Ai house," *a house*, *a mile*, *a town*. "Thee bee," *thou bee*, *thou house*, *thou mile*, *thou town*. "Thu evening," *the evening*, *the upper*, *thee open*, *thee apple*, *thee autumn*. "Aimen," *aamen*. "Jeroosailum," *Jerusalem*. "A nice house," *an ice house*. "A nox," *an ox*. "This sour," *this hour*. "Our roan," *our own*. "This sage," *this age*. "On neither side," *on either side*. "Bear u sonward," *bear us onward*. "Tai kit," *take it*. "Ree din," *read in*. "Glory yand honour," *glory and honour*. "The glory, oand the power," *the glory and*.

Note that in the solemn style of music, the word "my" is pronounced fully, but in the familiar style, as it is in the last syllable of "clammy," "mummy," "Tommy,"—that the termination "ed" is in sacred music sung as a separate syllable,—that the word "wind" is sometimes in poetry pronounced *weind*,—that the word "heaven" is sometimes pronounced as one syllable, and sometimes as two, and that when pronounced in two syllables, the second should be very lightly dwelt upon.

Diphthongs.—There are four principal diphthongs in the English language; *ei* as in *height*, *oi* as in *foil*, *ou* as in *foul*, and *eu* as in *feud*. It will be convenient to treat along with the Diphthongs the vowel *ao*, as in *pore*, because although it is not a diphthong it is used in English only as the first element of one. A diphthong is not merely two vowels put close together. The word "cawing" might be repeated ever so quickly without its two vowels producing the sound of *oi* as in "coin." The two vowels must be cemented and bound together by the Glide already explained, p. 61. Thus in the phrase "papa is a Tonic Sol-faist," we have two cases of vowels put close together. The second vowel in each case has a clear separate "attack." If we allowed the voice to continue while the organs are passing from one vowel position to another, we should make these double vowels into diphthongs, thus, "papeiz a Tonic Solfeist." Let it be noticed that the common letters *i* and *u*, as usually pronounced, are really diphthongs though single letters, and that the sounds *au*, *ee*, etc., are simple vowels although they have two letters, and are hence properly distinguished as Digraphs. One

of the vowels which form a Diphthong is much shorter than the other. In a Diphthong, the Glide which is the characteristic part should always be longer than the shorter of the two vowels, and one of the two vowels should be formed by a closer approach of the lips or of the tongue and palate to each other. It is important to notice that the accent is generally laid on that vowel which has the widest opening.

ei.—as in I, eye, isle, buy, tie. This diphthong is very variously pronounced in speaking. The second element is always the same, *i*, not the foreign sounding *ea*. The first element, although it has the principal stress, is extremely short and difficult to catch, but is generally *u*, *a'* (not *a*) or *aa*. The stress suggests to the singer that the first vowel should be dwelt upon, but its indefiniteness, as spoken, leaves him to choose his own vowel, and he selects the beautiful *aa*. The Glide between *aa* and *i* should be very marked. When *ei* has to be sustained, in singing, prolong the pure *aa* sound, and finish rapidly, clearly and distinctly with the glide and *i*. See St. Co. Ex. 65, sc. 2, Ex 116, last word.

Ex. 293. Sing the following pairs of words on any tone, being careful not to raise the pitch on the final sounds. Sing the first word of each pair as short, and the second as long as possible. Pie pipe, buy bribe, tie tight, die died, fie fife, thy scythe, sigh size, sly slice, my mine, nigh nine.

oi in boil, boy, buoy, buoyed, toy, toyed, quoit, coin, joy. The proper first element of this diphthong is *o*, not *au*, and those who have learnt to prolong *o* will find a great refinement from its use, but others may use *au*. Even in speaking, the first element is somewhat prolonged; much more so in singing. Avoid the vulgarity of singing *oi* as *ei*. See cases in St. Co. Ex. 134, 174. When *oi* occurs before a vowel as in "toying," sing *oi* distinctly and commence the next syllable with *y* thus *toi-ying*.

Ex. 294. Sing on any tone or group of tones the following words. Anoint, ointment, oil, boil, broil, coil, foil, foist, froise, groin, hoise, hoist, join, joint, joist, loin, moil, point, poise, poison, soil, spoil; destroy, decoy, loyal, royal, voyage.

ou as in thou, how, now, cow, out, down, town, plough, round, house. This diphthong resembles *ei* in character. The first element is the same as in *ei*, and is always short in speech, having the stress. The second element is always *uo*, and may be lengthened in speech. Do not use the foreign *oo* for

uo. In singing select *aa* as the first element, and when the diphthong has to be sustained, prolong the pure *aa* (taking great care not to round the lips before the glide), and finish rapidly, clearly, and distinctly with the glide and *uo*. Be careful not to lower the pitch in finishing off with *uo*. The rule of making *aa* always the first element will prevent all sorts of vulgarities and provincialisms. See cases in St. Co. Ex. 80, 134.

Ex. 295. Sing as in Ex. 267, descending on *ei* and ascending on *ou*: how hound, now noun, cow cowed, about out, found out, round about, round sound, thou doubt'st, cow house.

eu in pew, imbue, tune, dew, cue, few, view. This diphthong is always preceded by a consonant. In *unite*, *union*, *use*, &c., a *y* is always prefixed in speech. The first element is *i* which is always short and *without* stress. The second element is *oo* and in accented syllables, is long, having the stress, but in unaccented syllables, as *document*, may be short. The glide from *i* to *oo* is very short, but longer than the *i* which is just touched. To make the first element long, as *ee* with the stress, in *tree-oo See-oo-sun* for "true Susan," is a great vulgariem, especially offensive in singing. This diphthong always becomes *oo* after *r*, as *rue*, *imbrue*, *crew*, etc., but not after *l*, *n*, *s*, *z*. In singing, dwell on the second element. See cases St. Co. Ex. 145, score 2, Ex. 174, score 9. Be careful not to change *t* and *d* into *ch* and *j* before *eu*, and not to pronounce -*ture*, -*dure*, - as in *nature*, *verdure*, either as -*chur*, -*jur*, or as -*tur*, -*dur*, but keep the *t*, *d* and the diphthong *eu* quite pure in singing, whatever may be your practice in speaking.

Ex. 296. Sing as above: lieu, lute, illumine, new, news, nuisance, newt; sue, consume, resume, pew, tune, dew, cue, few, view.

ao as in roar, tore, ore, more, four, is never used in received English except before *r*, forming part of a diphthong, and is hence placed here. But it is a pure vowel in itself. The tongue, teeth and lips are precisely in the same position as for *oa*; but the larynx is more depressed and hence the pitch is naturally deeper. It may be obtained by pronouncing *oa* and thinking of *ao*. If the student will sing *aa* to a very prolonged tone, and first round his lips and then open them successively, without interrupting the tone or in any way changing the position of his other organs, he will pronounce *aa*, *ao*, *aa*, *ao*, alternately, and gain much knowledge of the effect

on vowel quality produced by rounding the lips. When clearly produced, *oo* is a very beautiful vowel, much finer than either *au* or *oa*. It is very common in the provinces in place of *oa*, it is the true Welsh *o* long, it is the Italian open *o*, and is in general use on the continent. It may be used to replace *oa* in low pitches, but never when pure *oa* can be produced. It always replaces *oa* before *r*, and is sometimes used in place of *o* or *au* in such words as "soft, often, office, broth, gone, cross." It will require some practice for the pupil to hold the fixed position of this vowel. The learner will be assisted by remembering some familiar word in which it occurs. It is important to distinguish such words as *mow-er*, one who mows, from *more*, as in the Comparison exercises; the first words have *oa* and two syllables; the second *oo* and only one syllable.

Ex. 297. Practise this vowel in the key of F \sharp in the manner described above.

Ex. 298. Comparison exercises as above: *blow blower, ore ower, tore tow-er* (one who tows), *gorer, roar rower, hoar hoer, shore shower, lore lower, sore sower, more mower, store stower*.

Other Diphthongs such as *ai-i* in *day*, *oa-uo* in *know*, *i-u* in *beer*, *e-u* in *bear* (see Ex. 279), *oo-u* in *boar* (with the above vowel *oo* in place of *oa*), *uo-u* in *boor*, need not be separately practised. The singer should in the four last cases always trill the *r* even when final, at least slightly. And when *r* comes between two vowels as in *weary*, *Mary*, *glory*, he should be careful never to omit the glide to *u*; *wee-r'i* is Scotch, *Mai-r'i* is very vulgar, and *glou-ri* is old fashioned.

The South of England custom of ending *ai* with a vanishing *i* and *oa* with vanishing *uo*, rather spoils the vocal effect. Hence it is best to practise avoiding it in singing.

Special Forms of vocal music.* Of the various forms of vocal music adapted to special purposes, the simplest is,—

The Response.—This may be only the word "Amen," on one tone and in unison, or the same harmonized, or it may be a more lengthened sentence like the responses after the commandments. In any case, if a response is intended to be really sung by the whole mass of a congregation it must be as simple and natural as the "Gregorian tones," and must have a pitch and range easy to all kinds of voices. A humble full-voiced unisonous

"Amen" cannot be got at a higher pitch than E or F.

The Chant.—The practice of reciting a verse of a Psalm on one tone and ending each recitation with a natural cadence was older than Gregory or even Ambrose. It is the "form" of every excited speaker. Its essentials are a reciting-tone and a cadence. The length of the reciting-tone depends on the length of the words. The cadence may be of one, two, three or more tones. The regular form of the Anglican Chant (a reciting-tone with a two-measure cadence, followed by another with a three-measure cadence), p. 35, originated in England at the time of the Reformation. It has as much variety and beauty as can be desired in so elemental a form, but the reciting-tone is often placed too high or too low for the common voices of the people and the cadence is often made too wide in its intervals to be smoothly sung,—thus unfitting it for its proper use. Instructions in chanting are given, pp. 36, 27, 59, 63, 47, 82, 93.

Hymn Tunes.—There were metrical hymns, as distinguished from prose chants, in the earliest ages of the christian church, and although "time" and "measure" were not then written in music the tunes for these hymns were necessarily sung with the accents and measure of the hymns. At the time of the Reformation many of the old Latin hymn-tunes were revived, and others made. The attempt to sing them with large masses of voices, in simple people's harmony, encouraged musicians to study the progression of plain sustained chords, and so helped to form modern harmony. It is still this march of plain chords which is the glory of the hymn-tune. The introduction of chromatic resolution—of unprepared discords other than those which (like 'S, 'T, '7^{se}M, and 'SE) are familiar to the common ear—of difficult transitions and modulations like those in the Tonic-minor,—of the sharp sixth of the minor *ba*, except when moving from and to the seventh *se*,—of extreme compass for the "parts,"—and of difficulties in time—is ruinous to the congregational character of a psalm or hymn-tune. Let not the preceptor be misled by the great names of composer, or harmonist attached to such tunes. Very few great composers ever taught a psalmody class or took the trouble to make themselves acquainted with the capacities and incapacities of the common people's voice. We have many hymn-tunes for the Organ and many for the Choir, but only a few for the People.

The speed at which a hymn-tune is sung affects its harmonic character—its rhythmical impression—and its adaptation to the emotion of the hymn. When a tune—before sung at moderate speed—is sung very quickly, every *two* pulses (in two and four-pulse measures) or every *three*-pulses (in three and six-pulse measures) become practically to the ear, *one-pulse*, and the harmony should be altered accordingly;—the chords being made to change less frequently, and many “passing tones” allowed. Thus if “Jackson’s,” p. 2, were meant to be sung rapidly, as a *la, la, la* tune, the chords would have to be changed once in a measure (as they do in dances or quick marches) instead of twice;—and if the “Waits,” p. 8, were altered, by exceedingly slow singing, into a mournful hymn-tune, the chords should be made to change twice or three times as frequently as now—so as to suit the slow and solemn tread of the music. To sing at great speed a tune harmonized for slow singing, and changing its chords at every pulse, produces a heavy joggling effect. To sing slowly a tune harmonized for speed, produces a drawing effect. The precentor must look to his harmonies.

The more rapidly a tune is sung the more marked is the rhythm, and the greater necessity for Rhythmical Balance and proportion between the lines. The popular ear demands this balance. Witness its delight in dance-tunes and marches. If the tune books do not make the lines of equal length, it will be easy for the Precentor or Organist to do so, because “balance of rhythm” comes naturally to the people.

In selecting a tune for a hymn, the Precentor will have to consider what is the general sentiment of the hymn. He will find it convenient to classify hymns as first, the bold and spirited, second those expressive of cheerful emotion, third those which are didactic and varied in character, and fourth those which are solemn and prayerful. To the first class of hymns, tunes in two or four-pulse measure, moving somewhat quickly, and having *doh, me, and soh* placed in effective positions in the melody, are well adapted. Tunes of this character when sung very slowly and firmly, change their effect into the grandly solemn. To the second class of hymns, tunes in three or four-pulse measure having *te, ray, fah* and *lah* placed in the most effective positions, are well adapted. These cheerful tunes can be changed by slow and firm singing, not into grand tunes, but into prayerfully solemn tunes, of the fourth

class. To the third class of hymns, tunes must be adapted which give no special effectiveness in their melody either to the *strong* or to the *leaning* tones of the scale. These non-emotional tunes have generally a step-wise melody, and they cannot be much altered in mental effect by speed of movement.

Different speeds are used for the same tune in different places, but the natural force of habit prevents any great change of speed in the same tune at the same place. To some extent however change of sentiment from verse to verse may be indicated by change of speed. If the congregation are accustomed to the ways of their precentor, a bold tone or two from his voice will rouse them into spirited expressions as by electric sympathy; and a pause after a verse will easily suggest that the precentor desires the next verse to be sung softly and more slowly. This art of adapting music well to the words is a great secret of *spiritual* success in the precentor’s office.

Anthems differ from hymn tunes in giving musical expression to particular words rather than to the general sentiment of a hymn of many verses. See “Hear me when I call” p. 17, and “O Saviour” p. 85. The anthem is free to introduce repetitions of music and words, the silencing of parts, and fugal imitations, which are inadmissible in a hymn of many verses. Although these contrivances are essentially characteristic of an Anthem, they must be carefully used in one which is intended to be sung by a whole congregation. It will be well not to leave the tenors or contraltos, who are often weak in a congregation, to take the lead in a fugal passage, and it is unwise to attempt a fugal entry on a half-pulse, or to introduce any other perplexity of the time. *The Motet* is the ancient form of the anthem. Anthems often consist of various distinct movements, with changes of key and measure and speed,—one movement being so contrived as to set off by contrast the other movements. Cathedral anthems are written for choirs which are seated in two divisions, one on the Dean’s side (that is on the right hand as you enter from the nave) called *Deani*; and the other opposite on the Precentor’s side called *Cantoris*. Some parts of the anthems are sung by the full choir (marked “Full”), and other parts antiphonally, that is alternately by the two halves of the choir. Portions marked “verse” are to be sung by one voice to each part. These anthems also include solos, duets, &c., and bold recitations in unison, which are called choral recita-

tives. Anthems are generally intended to be sung with organ accompaniment, though many of the full anthems may be well performed without it.

The *Madrigal* is the oldest form of secular vocal music in parts. It partakes of the old style of harmony, abounding in fugal entry and imitation. No one part predominates over the others, but each takes its turn in specially claiming the ear of the listener. Any number of voices may join in a madrigal. The same style of music was used in the old anthems, of which "Bon accord," p. 11, is a short example. Some quaint point of sentiment at the close often characterizes the madrigal. There is no good example of a madrigal in the Additional Exercises. "The time for joy" p. 15, is the nearest. See however examples in the *Tonic Sol-fa Reporter*—"In going to my lonesome bed" No. 68, "The Silver Swan" No. 274, and "Flora gave me" No. 287. Many pieces are called madrigals which are only harmonized airs, such as "My lady" p. 21. A light form of the madrigal is the *Ballet*, which was sung chiefly to "fal-la," as an accompaniment to dancing. Instrumental accompaniment is out of place in this class of music.

The *Glee* is a musical form of English birth. It is meant for single voices, and therefore gives each an opportunity of display, and develops every nicety of time and tune. It is commonly extended, like the anthem, into several distinct movements, one relieving, by its variety of style, the general effect of the others. See "Swiftly" p. 29, "Come let us all" p. 24, "The Spring" p. 50, "Awake" p. 62, "The Stout limb'd oak" p. 77, and "Ye spotted snakes" p. 81. These glees will bear a number of voices on each part, though great care should be taken to secure unity and delicacy. But many glees contain too minute divisions of time for this. Instrumental accompaniment was never intended for such glees and would defeat their object in displaying the voices. But accompanied glees have been written by Sir Henry Bishop and others, in which the instruments play special parts and produce special effects.

The *Part Song* differs from the glee as the Hymn tune differs from the Anthem. The Part Song and Hymn-Tune repeat the same music to several verses, which the Glee and Anthem never do. The Part Song is claimed as of German birth. It is intended to bear many voices on each part. It differs from the madrigal in not admitting so much of the fugal style, in depending more upon modern

choral effects, and in permitting the upper part generally to predominate. Specimens of the German part songs are to be found on pp. 1, 3, 4, 5, 13, 14, etc. The Part Song as naturalized in England, is to be seen in "Sunshine after rain" p. 44, and "Harvest Home" p. 39. The greatest refinement of this style is to be found in the compositions of Mendelssohn (pp. 71 and 79) and Henry Smart (pp. 45 and 88). The *Harmonized Air* is practically a part song, but from the nature of its origin a greater comparative interest attaches to the melody. See the examples on p. 12 and pp. 57 and 65. The plainer part songs, like those first named, would bear accompaniment, but are better without it; such part-songs as those of Mendelssohn and Smart with their fine development of voice and expression, would be injured by it.

Oratorio Choruses are meant to be sung by large masses of voice, and to receive full band accompaniment, though the harmonies are generally complete without it. See "Hallelujah" p. 26, "How lovely" p. 58, and "Theme Sublime" p. 66.

Operatic Choruses are generally of a light style requiring accompaniment, but not a great mass of voices. See examples in the *Tonic Sol-fa Reporter*, "Market Chorus," No. 487 and "Carnovale," No. 142.

A *Canon* is a fugal imitation in which the music of the leading part is imitated through its whole length in the other parts. A fine example is "Thou shalt shew me" p. 7. It has four voices engaged on two subjects and is called a Canon "four in two." The leading subject is announced by the soprano, and continued to the first note of the second score of p. 8, after which it is repeated as far as its first cadence. This leading subject is again taken up by the tenor, but not till after six measures, and is carried on to the end, the tenor having time only just to commence its repetition. Meanwhile the counter subject has been announced by the contralto in the third measure. This is carried on to the end of the first measure of the second score, p. 8, the contralto having time to repeat nearly half of it. This counter subject is imitated by the bass, also after six measures. The bass has no time for repetition. The Counter Subject in this case closely resembles the leading subject itself, and may be called a "fugal imitation" of it. A *Round* is a canon with one subject, and in one "part" which is taken up successively by the different voices.

A *Fugue* does not require its subjects to be imitated exactly as in a Canon, or through their whole length. But it is a more lengthened piece and is more varied in the treatment of its subjects. It allows the parts which are not engaged upon the subject to sing beautiful phrases, as Accompaniments, which should be delivered in a subdued manner. It also permits short interludes or distinct Episodes, and various kinds of Closes, in which the Subject does not necessarily play any part.

The essentials of a *Fugue* are—that there shall be a Subject and a Response, carried through the various parts of which the music consists, and that this Subject shall be the main point of interest in the whole movement. Some make a counter-subject essential to the *Fugue*. Others say that there is no *Fugue* without a *Stretto* (see p. 105), and others again require for their true *Fugue* an Organ-point or Pedal. But the strict definitions are practically inconvenient. It is difficult to exclude from the category of *Fugues* any piece or movement the whole frame work of which is evidently built on some one Subject and Response. According however to our own definition, "Hallelujah, Amen," p. 26 is not a *Fugue*; for though it has a Subject in the first two measures which is simply repeated in the next two, and has a proper Response starting from a fifth above in the Soprano, and although the same subject is again announced in the Bass of sc. 4, and has again a Response a fifth above in the Tenor, and once more re-appears at the bottom of p. 27, yet the Subject is not carried through the parts in turn, and it is not made the principal point of interest in the greater part of the Chorus. Such pieces may be called Fugal passages or movements, but not *Fugues*. Two smaller passages of the same kind are in "Bon Accord" p. 11, and "Hear me" p. 19.

The Subject is a Phrase (seldom extending to a Section) of melody, which is imitated (more or less perfectly) in its rhythm or melodical waving or both in the after parts of the *Fugue*. It is of such character as can be easily recognised by the ear when it re-appears in different parts and in different keys. In the more complete *Fugues* it is imitated by the several parts successively, and that several times over in different ways. Each time of its being "carried through" the parts is called a new "Unfolding" of the Subject.

The Response or Answer is an exact or nearly exact Imitation of the Subject. It generally commences, the first time it is made, on the fifth above or the fourth below, or in the octave. Afterwards it may commence on the same tone as the Subject or on the 1st, 2nd, 3rd, &c., either above or below. It may be by contrary or similar motion. It may be in equal length of tones, or expanded or contracted. It may also be with contrary accents (*per arsin et thesin*), the Subject and Response beginning one on the weak and the other on the strong pulse.

The Counter Subject is really an Accompaniment to the Subject or to the Response or to both. There is often however no distinct Counter-subject, but the Accompaniment varies. On the other hand there are sometimes several Counter-subjects in different parts. A good illustration of the Counter-subject is in the first movement of "Theme sublime," p. 66. The Subject (of three and a half measures) is announced in the Contralto, with a Counter-subject in the Soprano. The Response is immediately given an octave below by the Bass, with the same Counter-subject above it in the Tenor. Next the Subject appears in the Soprano, sc. 2, with the Counter-subject below it in the Contralto. The two are inverted. Then comes the Subject in the Bass again altered in its first interval, with the Counter-subject in the Tenor. And lastly the altered Subject comes in the Soprano again with the Counter-subject under it in the Contralto. This is not quite a perfect "carrying" of the Subject "through" all the parts, and several other elements of *Fugue* are wanting; but as, with the exception of a little play of the Accompaniment and a cadence, there is nothing else in the movement but Subject, Counter-subject and Response, we prefer to call this a *Fugue*.

The *Stretto*.—The Response generally commences the first time it is made, after the Subject is completed, but it often commences with the last pulse of the Subject and sometimes earlier. In the latter parts of a *Fugue* it greatly adds to the excitement and beauty of the music when the Response appears in one part before the Subject has come to a close in the other. This drawing closer of the answer to the beginning of the Subject is called *Stretto*. Sometimes there is more than one *Stretto*, the Response coming each time closer to the beginning of the Subject.

Organ Point or Pedal.—Complete Fugues, after employing a vast variety of contrivances for shewing off in various lights their Subjects and Counter-subjects, often conclude with a long holding tone, commonly in the Bass, called an Organ Point, which floods with its grand sound the last parting phrases of their various themes. There is such an Organ Point in the close of "How lovely" p. 61, but it is placed in the instrumental part.

No Complete Fugue is to be found in Additional Exercises, but there are interesting illustrations of the less regular forms which should be carefully studied, each student being able to answer questions upon them. In the second movement of "Theme Sublime" p. 57, the Subject is "carried through" all the parts twice, first in the order,—Bass, Tenor, Soprano, Contralto; then in the order,—Soprano, Bass, Tenor, Contralto. It then occurs again, p. 68, sc. 1, m. 6, in the Bass and is answered in the Soprano.

In the third movement p. 69, sc. 1, m. 7, a Subject (of six and a half measures) is announced in the Contralto. The Response comes (with a Stretto of one pulse) in the Soprano sc. 3. It is taken up again (with a Stretto of one pulse) in the Tenor, sc. 4, but here the close is altered to accommodate the Bass which wishes to enter at the fifth instead of the seventh measure. After being thus "carried through" once, the subject re-appears slightly altered in the Soprano at the end of sc. 5, with the same Stretto which the Bass secured. Then follows a digression or episode of sixteen measures, containing the first four tones of Subject and Response fugally treated in Tenor, Contralto and Soprano. At the bottom of p. 70, the contracted Subject re-appears in the Contralto, and is again "carried through" the Bass, Soprano and Tenor, but with ever shortening proportions,—the close of its melody being broken off to make way for the cadence.

In "How lovely" p. 58, a Subject of eight measures commences in the Contralto, and after a full measure's interval the Bass takes up the Response an octave below. After a measure of interlude there enters p. 58, last score, an Episode of ten measures containing imitative passages, and passing into the first sharp key. Then p. 59, end of sc. 2, the Subject re-appears in the Tenor, but only the first half of it. Before this is concluded the Soprano takes up the Subject for the same length, but omitting

the middle part gives only the first and last portions. With a very close Stretto (after only one measure) the Tenor again introduces the Subject in the same way as the Soprano. At the bottom of p. 59, is a brief interlude. On p. 60 a new Subject is introduced in the Soprano with a Counter-subject in the Tenor; to which there is immediately a response in the Contralto with the same Counter-subject in the Bass. Then follows an Episode of fourteen measures containing phrases imitating those of the previous Episode. Once more softly and alone p. 61, sc. 2, about three quarters of the original Subject is delivered by the Contralto, but before it is finished the Soprano takes up its closing phrases, and the Tenor re-echoes them. A short cadence concludes the piece. In singing music of this kind it would be well for the Singer to mark in his own part, all those passages or phrases which contain the Subject, the Response, or the Counter-subject, and to sing them with clearness and vigour; singing everything else except the Episodes in a very soft and subdued manner.*

Recitative is a sort of artificial declamation, in which the singer endeavours to imitate the inflections, accents, and emphasis of natural speech. It differs from the recitation of a chant, chiefly in changing its key frequently, more frequently indeed than is common even in the wildest and most impassioned speech that is unconnected with music. Instruments (one or more) are employed to announce, and sometimes sustain the chords of each new key. The length of the notes in a Recitative are intended by the composer only as approximations. The singer delivers them absolutely according to his own fancy. He makes them long or short, quiet or impassioned, just as he thinks best. He must avoid the regular rhythm of an air. He must simply express with energy and propriety, whatever passion there is in the words. Recitatives serve to connect the different parts of an Opera, an Oratorio or a Cantata, by the narration of events or the suggestion of sentiments which carry on the story.

An Opera is a play in which the actors sing instead of speaking their parts, and which is accompanied throughout by a band. While developing some exciting story, it gives opportunity for the introduction of a great variety of musical forms. It might be supposed that this union of four arts, poetry, music, painting, and acting, to excite lively

St. Co. (New). * See other examples of Fugue analysed in "Musical Theory," Book III, pp. 223 & 226

interest and illusion, would elevate all the arts thus employed. But it is not so, because the human mind cannot appreciate the highest excellence in a number of arts at the same time, and the arts of acting and singing sadly interfere with one another. Hence, neither the best poetry, the best painting, the best acting, nor (except in solo singing) the best music are to be found in the Opera. For the best music we must look to

The Oratorio.—This is a sacred opera, without scenery or acting, in which music enjoys its full and undisputed sovereignty. It develops some sacred story by means of recitatives, songs, duets, trios, quartets, and single and double choruses. Choruses are more used, and solo voices, less than in the Opera. The attempt to bring an ordinary Opera into this pure sphere of music by singing it without the action and the scenery, only tends to shew how much exciting Operas are dependent on sensuous effects for their popularity.

The Cantata.—This, if a sacred one, is a short Oratorio,—if on a secular theme a short Opera, commonly without scenery or action.

Music for equal voices.—In England and in the United States most part singing is done by Mixed Voices—that is, by Male and Female voices together. This is best, both socially and musically; but it cannot always be attained. It is therefore desirable that women in their work-shops and men in theirs should have music specially harmonized for them. Our Tonic Sol-fa composers are rapidly using their skill to supply this want. Mr. Callaway has done our young men great service; and his investigations and historical enquiries on the subject have contributed much to the value of this work.

Choral Contrivances.—As we have often had occasion to notice that some even of the great composers are quite cruel in their demands on the vocal compass,—it is equally fair for a Chorus-leader to borrow a few voices from one part to assist another for a phrase or two. Thus the Tenors may aid the Contraltos when their part lies too low, and the Contraltos may assist the Tenors when their part is too high, and so on.

The Resonances.—If one takes a wide organ pipe or a wide brass instrument, which is of the same length as a narrow one, the *pitch* of the two will be the same, but that quality which arises from the resonance of air in the tube will be different. The *wide* resonator will give a pure but somewhat dull

and *sombre* tone. The *narrow* resonator will give a more marked and *clear* sound. So does the shape of the human mouth, in singing, affect the character of the sound. A *full* distended mouth gives the *Sombre Resonance*, fit for wailing awe and lamentation. A *narrowed* mouth gives the *Clear Resonance*, well suited to aid the expression of joy and exultation. A *medium* shape given to the mouth adapts it for quiet peaceful songs. Sing the following phrase, 1st to the words, "Hark, the voice of Rachel weeping," 2nd to "See the conquering hero coming," 3rd to "Sweet and peaceful is our meeting."

| d : s | f : r | r : f | m : d ||

It is important to cultivate the medium resonance as a *habitu*, from which to vary as the sentiment requires. Some persons *always* use the *sombre* resonance, and utter every sentiment with the same dull face and tone.

Ex. 299.—Say, with which Resonance each of the following songs should be sung, and give your reasons for the decision,—“Night around” p. 22, “Angel of hope” p. 48, and “Home” p. 74.

Breathing Places.—In addition to the suggestions already made for the choice of breathing places, pp. 16 and 30, it should be noticed that the little step of the scale f m, t d', fe s, de r, ta l, etc., is always most effectively delivered when the first tone glides into the second; we should therefore never take breath between two such tones. For a similar reason we should not take breath between a dissonating tone and its resolution. It is absolutely *necessary* to take breath before a crescendo or swell passage, or before any long holding-tone, or before a passage of quick tones—"a division," as it is called. Care must be taken always to do this *rapidly* and *easily*, so as to interfere as little as possible with the preceding rules.

"The mouth," says Dr. Mason, "should *retain* the position it had while performing the previous note, and by no means form itself into the shape necessary for the following note; neither must the mouth be, at all, closed while taking breath." There should be no sobbing or catching noise in the inhalation. "Emission of breath," says Sabilla Novello, in her "Voice and Vocal Art,"—"should be made as tardily as possible, and the student will do well to consider breath more as a propellant power which sends forth sound by *remaining behind it*, than as the sound itself. . . . The chest and the muscles below it should be kept *permanently*

expanded. Fresh supplies of air will thus be more readily admitted, and subsequently remain longer than if the walls of the chest are suffered to collapse."

Portamento, or the carrying of the voice from one tone to another, is made by a rapid and connected glide, or more properly by a slur, see p. 96. The voice passes through all the tones of the interval; but with a relaxation, in the emission of breath. This, in solo singing, and after a long and careful practice, may be made a very beautiful ornament; but the lazy imitations of it common among chorus singers, are discordant and disagreeable to all except the self-satisfied singer. It will be useful, however, to the chorus singer in cases in which the musical phrasing differs from the verbal. By a careful Portamento the musical connection may be retained while the verbal distinction is made. There can however be no breathing place in a Portamento.

Voice Training.—It is only to a small extent that voice training can be carried out in class,—but the experience gained in a well trained class will encourage many pupils to seek additional practise under the watchful ears of a master. The difficulty of voice exercises in a mixed class arises from this,—that each of the Seven "Parts" (See p. 106) requires to cultivate a different compass, and that voices singing the same exercises, an octave apart, must use different registers at the same time. It would therefore be necessary, (if breaks and registers are to be watched) to divide the class into Seven or at least Four parts, and the rest of the parts would have to sing "a second" softly while the teacher was attending to the one which performed the exercise. Only where the pupils themselves are intelligent and observant students of their own voices can voice-training in class be profitable. In ignorant and careless hands it may destroy voices by forcing them up into unnatural registers. No teacher should attempt to carry pupils far in these studies who has not patiently examined and reported on every voice in the manner described at the last step. It is well for the student to know at once that the secret of success will not be in the particular form of his exercises, or in the multitude of them, or in their being written by this man or the other.—but in their being frequently used and perfectly worked through. Gustave Nauenburg, in his "Daily Sing-studies for all Voices," says "The celebrated Singer,

Farinelli, was already reaping the first fruits of his fame, when he visited the singing master Pistocchi, to ask his unfettered judgement on his past performances. Pistocchi said, 'Nature has lent you all the qualities of an artist in song; with properly conducted *Voice-forming Studies* you would become a truly great singer.' This was not the answer Farinelli had expected; but inspired with a wish to attain the highest point in his art, he begged that he might pursue his studies with the worthy master. Pistocchi accepted the anxious scholar. The studies which Farinelli daily practised with persevering zeal, were all written on a single sheet. In a year's time the master dismissed his pupil with the character of an accomplished singer. 'What can the exercises on that sheet have been?' has often been asked." This question Herr Nauenburg answers by saying that doubtless they were such as would daily, 1st, Tune the voice to the different chords. 2nd, Strengthen it (securing equal strength for all its tones), and 3rd, Give it Flexibility. To these objects of Voice Training M. Seiler has taught us how to add Quality. Herr Nauenburg published on a single sheet a few simple and easily remembered exercises with these ends in view, and the exercises of this work, seeking strength and flexibility, are chiefly copied from his.

Manner of using voice exercises in class. The exercises used thus far have not had a range above F₂ for males and one-F₂ for females; so that none of them except the Register Exercises themselves have passed over any difficult points of breakage in the registers. But the pupil has now learnt how to study his own voice more minutely, and wishes to cultivate it to the fullest extent. He will see (p. 106) that the range of tones to be cultivated and the registers and breaks to be studied differ with each kind of voice, and for each new key he will have to "Sol-fa his breaks" (p. 110) afresh. If the pupil stands in front of a large Voice Modulator,* he cannot miss seeing, while he sings, the Register he is in and his place of break; but it may be useful to state distinctly what are the keys through which each of the following exercises should be worked by each different sort of voice, and what are the Sol-fa notes just below each break in each key. Although the use of a Voice Modulator renders all this unnecessary, it will serve to show what minute care is required even when we make the imperfect division of voices into only four "parts." Notice that the lower voices in each

part will have to be excused the highest tones, and the higher voices must not be forced to the lowest tones. It may also be noticed that each of these exercises can be made into "flying exercises,"—passing upwards or downwards through all the parts. For an upward flight, it is started low in the Bass, caught up by the Tenors the instant the Basses have finished, taking *s* for *d*, and sung in the new key,—caught up again by the Contraltos in the *new* dominant,—and once again, in the same way, flung to the top of the scale by the Sopranos. For a downward flight the exercise will be started by the Sopranos, and caught up by each lower part in the *Sub*dominant key.

EXERCISES WITH RANGE OF A TENTH (EX. 301 to 303), have to be thus worked.

Basses. Keys from F-two (F_2) to C-one (C_1). In F_2 , f^1 is the tone below the break; in G_2 r^1 ; in A_2 d^1 ; in B_2 t ; in C_1 .

Tenors. Keys from C-one (C_1) to G-one (G_1). In C_1 l ; in D_1 s ; in E_1 f and r^1 are tones below breaks; in F_1 f and d^1 ; in G_1 r and t .

Contraltos. Keys from E-one (E_1) to B \flat -one ($B\flat_1$). In E_1 s and r^1 ; in F_1 s and d^1 ; in G_1 f and t ; in A_1 r and l ; in $B\flat_1$ r , s and r^1 .

Sopranos. Keys from B_1 to $F\sharp_1$. In B_1 d , s and r^1 ; in C d , f and d^1 ; in D m , t and m^1 ; in E r , l and r^1 ; in F d , s and d^1 ; in $F\sharp_1$ d , s and d^1 .

EXERCISES WITH RANGE OF AN OCTAVE (EX. 304 to 307), may be worked each in two higher keys, as well as those given above.

Basses. Keys from F_2 to E_1 . In D_1 s ; in E_1 f .

Tenors. Keys from C_1 to B_1 . In A_1 d and l ; in B_1 s .

Contraltos. Keys from E_1 to D . In C d , f and d^1 ; in D m and t .

Sopranos. Keys from B_1 to $B\flat$. In G f and t ; in A m and l ; in $B\flat$ r and s .

EXERCISES WITH DOWNWARD RANGE may be worked thus:

Basses. Ex. 308. Range a *tenth*. Keys C down to $A\flat_1$; Ex. 309 down to F_1 ; and Ex. 310 from C down to $D\flat_1$. No break.

Tenors. Ex. 308. Range a *tenth*. Keys G down to $E\flat_1$; Ex. 309 down to B_1 ; no break; and Ex. 310 from G down to $A\flat_1$. In D m^1 .

Contraltos. Ex. 308. Range a *tenth*. Keys $B\flat$ down to G. In $B\flat$ s_1 and r_1 ; in A l_1 and r_1 ; in G t_1 and f_1 ; Ex. 309, down to $E\flat$. In F d and s_1 ; in $E\flat$ l ; Ex. 310, from $B\flat$ down to C. In F s_1 ; in E f_1 ; in D m , s_1 .

Sopranos. Ex. 308. Range a *tenth*. Keys G down to E. In G t , f_1 ; in F d and s_1 ; in E s_1 ; Ex. 309, down to C. In D l ; in C d ; and Ex. 310, from F down to G. In F d , s ; in D m , m ; in C d , f ; in B s ; in A m ; in G f .

Agility of Voice.—Ease and flexibility of the voice are commonly regarded as natural gifts, but Madame Seiler has shown that they are really dependent on the formation of certain habits in the action of the vocal organs. In all groups of tones rapidly succeeding each other, the vocal membranes have to be set vibrating in short, quick impulses, and after each impulse there is a natural recoil like that of a gun after the discharge. The breath retreating expands the windpipe, and thereby draws down the larynx. These momentary motions can plainly be seen outside the throat, so that the voice-trainer can watch and see whether his pupil is forming the habit on which is built agility of voice. This will suggest the reason why it is important that all exercises in agility should at first be practised slowly and piano—except in the case of the Italians generally, and of individuals in other nations, to whom the proper movements of the larynx have already grown into a habit, and seem to be natural and instinctive. Madame Seiler recommends the employment of simple exercises, using at first *koo*.—See p. 14 and 33. Let each of the following exercises, therefore, be first sung to the syllable *koo* without slurs, softly and slowly,—second more rapidly and more loudly,—third more so still,—fourth to the open and more beautiful vowel *aa*, on the word *skaa-laa*, with slurs and expression as marked:—

Ex. 300. KEYS $B\flat$ up to F. M. 60 to 132.

{	d	r	m	r	m	f	s	l	s	l	t	l	t	d	t	d	r	d
	Skaa																	laa.
	d	t	d	r	m	f	s											d

{	m	r	d	t	d	t	l	s	l	s	f	m	f	m	r	d		
	Skaa																	laa.
	d	t	l	s	f	m	t	d										d

St. Ca. (New.)

Ex. 301. KEYS B up to E. M. 60 to 132.

<i>eres</i>	<i>cen</i>	<i>do.</i>	<i>dimin</i>	<i>uen</i>	<i>do.</i>
{ :ḍ ṭ ḍ ṛ ḍ ṛ ṃ ṛ ṃ f̣ ṃ f̣ ṣ f̣ ṣ ḷ ṣ ḷ ṭ ḷ ṭ ḍ'	{ ḍ' ṛ' ḍ' ṭ' ḍ' ṭ' ḷ' ṭ' ḷ' ṣ' ḷ' ṣ' f̣' ṣ' f̣' ṃ' f̣' ṃ' ṛ' ṃ' ṛ' ḍ'				
{ Skaa		laa.	Skaa		laa.
{ :ḍ ṭ :ḍ ṛ :ṃ f̣ :ṣ ḍ	{ ḷ ṣ :f̣ ṃ :ṛ ḍ ṭ ḍ				

Ex. 302. KEYS B up to E. M. 60 to 160.

<i>p</i>	<i>eres</i>	<i>cen</i>	<i>do.</i>	<i>do.</i>	
{ ḍ . ṃ : ṛ . ḍ ṛ . f̣ : ṃ . ṛ ṃ . ṣ : f̣ . ṃ f̣ . ḷ : ṣ . f̣ ṣ . ṭ : ḷ . ṣ ḷ . ḍ' : ṭ . ḷ ṭ . ṛ' : ḍ' . ṭ ḍ' :-					
{ Skaa			laa.		
{ ḍ :- ṭ :- ḍ :- ṛ :- ṃ :- f̣ :- :- ṣ :- :- ḍ :- :-					
<i>f</i>	<i>di</i>	<i>min</i>	<i>u</i>	<i>en</i>	<i>do.</i>
{ ḍ' . ṃ' : ṛ' . ḍ' ṭ . ṛ' : ḍ' . ṭ ḷ . ḍ' : ṭ . ḷ ṣ . ṭ : ḷ . ṣ f̣ . ḷ : ṣ . f̣ ṃ . ṣ : f̣ . ṃ ṛ . f̣ : ṃ . ṛ ḍ :-					
{ Skaa				laa.	
{ ḷ :- ṣ :- f̣ :- ṃ :- ṛ :- ḍ :- ṭ :- ḍ :-					

Ex. 303. KEYS B up to E. M. 60 to 160.

{ :ḍ . ṃ ṛ . f̣ : ṃ . ṣ f̣ . ḷ : ṣ . ṭ ḷ . ḍ' : ṭ . ṛ' ḍ'	{ ṃ' . ḍ' ṛ' . ṭ' : ḍ' . ḷ ṭ . ṣ : ḷ . f̣ ṣ . ṃ : f̣ . ṛ ḍ
{ Skaa	laa.
{ :ḍ ṭ :ḍ ṛ :ṃ f̣ :ṣ ḍ	{ ḍ' ṭ' :ḷ ṣ' :f̣ ṃ' :ṛ ḍ'

Ex. 304. KEYS B up to F. M. 80 to 160.

{ ḍ : ṛ ḍ ṭ : ḍ ṛ : ṃ ṛ ḍ e : ṛ ṃ : f̣ ṃ ṛ e : ṃ f̣ : ṣ f̣ ṃ : f̣	
{ Skaa	
{ ḍ :- :- ṭ :- :- ḍ :- :- ṛ :- :- :- :- :- :-	
{ ṣ : ḷ ṣ f̣ e : ṣ ḷ : ṭ ḷ ṣ e : ḷ ṭ : ḍ' ṭ ḷ e : ṭ ḍ' : :- :-	
{ ṃ :- :- f̣ :- :- ṣ :- :- :- :- ḍ' :- :- ḍ' :- :-	
{ ḍ' : ṛ' ḍ' ṭ : ḍ' ṭ : ḍ' ṭ ḷ e : ṭ ḷ : ṭ ḷ ṣ e : ḷ ṣ : ḷ ṣ f̣ e : ṣ	
{ Skaa	
{ ḷ :- :- ṣ :- :- f̣ :- :- :- :- ṃ :- :- ṃ :- :-	
{ f̣ : ṣ f̣ ṃ : f̣ ṃ : f̣ ṃ ṛ e : ṃ ṛ : ṃ ṛ ḍ e : ṛ ḍ :- :-	
{ ṛ :- :- ḍ :- :- ṭ :- :- ḍ :- :- ḍ :- :-	

St. Co. (New.)

Ex. 307. KEY B \flat to A. M. 72, 60 & 50.

{	$\overset{\vee}{d}^{\flat}$:—	$\overset{\vee}{t}$:l	s :f	m :r	d :—	— :—	d :—	$\overset{\vee}{r}$:m	f :s	}
	<i>Skaa</i>	-	-	-	<i>laa,</i>	-	<i>Skaa</i>	-	-	
{	d :—	— :—	— :—	— :—	d :—	— :—	d :—	— :—	— :—	}
	-	-	-	-	-	-	-	-	-	

{	l :<	$\overset{\vee}{d}^{\flat}$:—	$\overset{\rho}{d}^{\flat}$:—	— :—	— :—	$\overset{f}{t}$:—	— :—	$\overset{\rho}{t}$:—	— :—	l :—	}
	-	<i>laa,</i>	<i>Skaa</i>	-	-	<i>LAA,</i>	-	<i>Skaa</i>	-	<i>LAA,</i>	
{	— :—	d :—	m :—	— :—	— :—	r :—	— :—	r :—	— :—	f :—	}
	-	-	-	-	-	-	-	-	-	-	

{	— :—	$\overset{\rho}{l}$:—	— :—	— :—	$\overset{f}{s}$:—	— :—	— :—	$\overset{\rho}{s}$:—	— :—	$\overset{f}{f}$:—	}
	-	<i>Skaa</i>	-	-	<i>LAA,</i>	-	<i>Skaa</i>	-	<i>LAA,</i>		
{	— :—	f :—	— :—	— :—	m :—	— :—	— :—	m :—	— :—	r :—	}
	-	-	-	-	-	-	-	-	-	-	

{	— :—	$\overset{\rho}{f}$:—	— :—	— :—	$\overset{f}{m}$:—	— :—	— :—	$\overset{\rho}{m}$:—	— :—	$\overset{f}{r}$:—	}
	-	<i>Skaa</i>	-	-	<i>LAA,</i>	-	<i>Skaa</i>	-	<i>LAA,</i>		
{	— :—	r :—	— :—	— :—	d :—	— :—	— :—	d :—	— :—	t ₁ :—	}
	-	-	-	-	-	-	-	-	-	-	

{	— :—	$\overset{\rho}{r}$:—	— :—	— :—	$\overset{f}{d}$:—	— :—	— :—	$\overset{\rho}{d}$:—	— :—	$\overset{f}{r}$:—	}
	-	<i>Skaa</i>	-	-	<i>LAA,</i>	-	<i>Skaa</i>	-	<i>LAA,</i>		
{	— :—	t ₁ :—	— :—	— :—	d :—	— :—	— :—	d :—	— :—	t ₁ :—	}
	-	-	-	-	-	-	-	-	-	-	

{	— :—	$\overset{\rho}{r}$:—	— :—	— :—	$\overset{f}{m}$:—	— :—	— :—	$\overset{\rho}{m}$:—	— :—	$\overset{f}{f}$:—	}
	-	<i>Skaa</i>	-	-	<i>LAA,</i>	-	<i>Skaa</i>	-	<i>LAA,</i>		
{	— :—	t ₁ :—	— :—	— :—	d :—	— :—	— :—	d :—	— :—	r :—	}
	-	-	-	-	-	-	-	-	-	-	

{	— :—	$\overset{\rho}{f}$:—	— :—	— :—	$\overset{f}{s}$:—	— :—	— :—	$\overset{\rho}{s}$:—	— :—	$\overset{f}{l}$:—	}
	-	<i>Skaa</i>	-	-	<i>LAA,</i>	-	<i>Skaa</i>	-	<i>LAA,</i>		
{	— :—	r :—	— :—	— :—	m :—	— :—	— :—	m :—	— :—	f :—	}
	-	-	-	-	-	-	-	-	-	-	

{	— :—	$\overset{\rho}{l}$:—	— :—	— :—	$\overset{f}{t}$:—	— :—	— :—	$\overset{\rho}{t}$:—	— :—	$\overset{f}{d}^{\flat}$:—	}
	-	<i>Skaa</i>	-	-	<i>LAA,</i>	-	<i>Skaa</i>	-	<i>LAA,</i>		
{	— :—	f :—	— :—	— :—	r :—	— :—	— :—	r :—	— :—	m :—	}
	-	-	-	-	-	-	-	-	-	-	

St. Co. (New.)

Downward Cultivation of Voice.—Nearly all the exercises in voice training books are adapted for the extension of the voice upward but the lower tones equally require cultivation with regard to strength, if not to flexibility. Mr. Proudman

found the following exercise very useful in training Contraltos and Bases for the Paris Prize Choir. To it are added two exercises from other teachers. These exercises have added to them, here, an accompanying *upper* part to be sung *piano*.

Ex. 308.	<i>cres.</i>	-	-	-	<i>cen.</i>	-	<i>do.</i>	<i>dim.</i>	<i>S. P.</i>
{ d' :— — :— m :s f :— m :r d :—									
{ Skaa - - - - -									laa.
{ d' :t .l s .f :m .r d :t ₁ l ₁ :— .t ₁ d :r m :—									

Ex. 309.					Ex. 310.				
{ d' :— t :— d' :— — :—					{ m :— — :f r :— d :—				
{ d' :t .l s .f :m .r d :— — :—					{ d :m d :s ₁ f ₁ :— m ₁ :—				

The Shake or Trill is an ornament much cultivated by the solo singer. When performed with great evenness and accuracy it produces a very delightful effect upon the hearer. It consists in rapidly alternating the principal tone with the tone *above* it in the scale. When a shake is introduced in a close, it is usual to commence it by accenting the *principal* tone. Thus if the cadence is r r | d the singer would strike r m r m r m &c., accenting the r, and ending thus:—m r d e r. When a Shake is introduced in the course of a song, for mere ornament, it is usual to commence it by accenting the higher tone thus:—m r m r m r &c., accenting the m and closing thus:—m r d e m r. M^{me}. Seiler says that the most beautiful trill is formed by practising triplets, thus:—m r m r m r, accenting first the higher and next the lower tone. She recommends that the trill should be practised at first *always piano*, to the syllable *koo* on each tone, and afterwards with other syllables slurred. The mouth, she says, must continue immovably open and the tongue must lie perfectly still. The trill must be sung very slowly at first; afterwards quicker and quicker. But it is no trill directly the two tones lose their distinctness.

The Swell, that is the practice of a lengthened *Crescendo* and *Diminuendo* on each tone of the scale, was at one time much practised by voice trainers, but it has been found injurious to many voices. Garcia speaks of it as a last acquirement. M^{me}. Seiler condemns it in the early steps and even

Cruvelli has abandoned it in the first part of his course. It is exceedingly difficult to perform this exercise with perfect evenness, that is without giving a jagged shake to the tone; and it is especially difficult to make the *diminuendo* as good as the *crescendo*. It was common, in a swell on the optional tones, to allow the singer to change register, so as to get the middle part of the swell on the lower and stronger of the two registers; this also required much art. Those however who wish to attain that magic power—a perfect control of the voice on every tone, in all its gradations of force, are commended to careful daily practice and a voice trainer.

The *Appoggiatura* (appod'jyatoora) is a grace note placed before a principal note, and occupying the place immediately above or below it. The long *Appoggiatura* occupies half the time properly belonging to the note before which it is placed, which time it takes from that note. Thus Haydn writes, :m | f :— :s | m :— ||. But by means of *appoggiaturas* he directs us to sing thus, :m | f :— :l .s | f :m ||. In the Tonic Sol-fa Notation there is no sign for the long *Appoggiatura*, it being thought much better to write the notes in the time in which they are to be sung. The *short Appoggiatura* can scarcely be said to take any time from the note before which it is placed. It only gives a kind of "fillip" to the accent. It is expressed in the Sol-fa Notation by a note like a bridge note of transition, distinguished from that however, by being in italic type, thus *rd*.

The Turn.—The direct Turn which is most common, consists of a triplet of notes beginning with that above the principal tone. Thus | f : f | m :— with a direct Turn on the second f would be sung

thus, | f : sf.m.f | m :— ||. As the writing of this Turn would spread out the music too much it is better to employ the sign of the common notation, thus ~. The *inverted Turn* consists of a triplet of notes beginning below the principal note. Thus | d : d with an inverted Turn of the second

note would be | d : t.dr.d ||. The sign for this is λ. When either the first or last note of the triplet has to be sharpened, this will be expressed by writing, in small size, the altered note under or

over the ~. Thus ^{fe}re would be sung | fem.re.m ||.

Both these Turns when used in a cadence may sometimes be allowed to delay the time, but not when they occur in the course of a piece. They should be delivered with subdued voice, but with great clearness. The direct turn gives spirit to the expression, the inverted turn gives tenderness.

“The natural voice,” says Nauenburg, “is merely the raw material, which has to be elaborated into an instrument of art. Even in the most favourable organization, if the voice be uncultivated, there will be found side by side with healthy and powerful tones, others that are sickly, feeble, shrill, in short, unavailable for the purposes of art, until they are trained and beautified. Indeed, the greatest irregularities come to light in voices in which the natural development of the organ has already been disturbed by unregulated singing and various physical influences. High tones, wrested

from nature, will by-and-by rob the lower tones of that clear ring of true *voice* which we call *Klang*, and of *fulness*. So long as the body, and with it the vocal organs, are yet growing, the voice will doubtless stand a good deal of mismanagement. but it is sure to collapse when the physical strength can no longer withstand unnatural treatment. The forced tones below as well as above, often lose their fulness and energy, nay, there occasionally happens quite a new break of the voice. Such results plainly prove that those tones were forced, and not founded in the nature of the organ.”

Voice exercises should be repeated every year, and at the opening of every season of singing practice meetings. Every one should seek to have a cultivated voice. The cultivated voice is known from another by its first sound. There is no mistaking *the master of his instrument*.

Finally, let us remember two things. First, that even music must be enjoyed “soberly,” and the more steadily and soberly it is pursued the more *fresh* will be our desire for its pleasures and the more keen the enjoyment they bring. And last, that all this vocal culture only puts into our hands a delicate but effective *instrument*. See, reader, that you use it nobly. Exercise yourself to win a humble, true, and joyous soul, and let your heart be heard singing in your voice. Use that voice for social recreation—innocent and elevating. But use it most rejoicingly for “the service of song in the house of the Lord.” If the singing at your place of worship does not satisfy you, try to improve it: but first of all show that you mean *cheerfully* to fulfil *your own personal duty* of vocal praise, whoever leads the singing, whatever tunes are used, and howsoever the organ is played.

THE CERTIFICATES.

The Tonic Sol-fa movement has been distinguished from all other efforts to promote music among the people by its System of Certificates for practice and theory. These certificates have grown into common use and general acceptance, partly through the good will of teachers and pupils towards the method and their desire to testify a grateful love—a proud fealty to it,—but chiefly because of their proved advantages. For the true pupil they find out (what he wants to know) his *weak places*, shew him in what direction *self-teaching* is specially demanded, and give him the *confidence* of knowing that he has really and satisfactorily reached a certain stage. When some unloving, unsocial

pupil boasts that “he could take the certificate if he would,” the surest way to destroy his boast is to try him. For the true teacher (who knows how easy it is to obtain merely one-sided or merely collective results and how deceptive) they offer the *only practicable* means of gauging his real work. The ambition to obtain them also promotes such an amount of home work that fully four-folds (as has been ascertained) the usefulness of the class.

All faithful teachers of our method “put honour” on the certificates, by definitely preparing the class, lesson by lesson, for each of the requirements, by making them necessary for admission to their higher classes, and above

all by *inflexibly* refusing to allow uncertificated singers—pupils ungrateful to the method and careless of their own progress and their teacher's honour—to take part in any public Demonstration or Concert. This is commonly the strongest power with which the teacher can enforce self-drill at home. Woe to the teacher who, by weakly yielding, throws this power away.

Our Certificates have been already accepted by other societies than our own as grounds of admission to Crystal Palace choirs, to Choral Societies, and to Precentorships. The more faithful we are to ourselves, in this matter, the more will our higher certificates grow in public acceptance and usefulness.

QUESTIONS FOR WRITTEN AND ORAL EXAMINATION.

DOCTRINE.

1. What is meant by transition of two removes? In going to the second sharp key, what tones of the old key are blotted out, and what tones of the new key are introduced? How does this move the key tone? In going to the second flat key, what tones of the old key are blotted out and what of the new introduced? How does this move the key tone? p. 117.

2. What emotion does the second sharp remove express?—what the second flat? For what purpose is a *principal* second remove chiefly used? How is a *subordinate* second remove commonly employed?

3. What are the three points to be observed in helping pupils to master Transitions? What are the points which make some transitions easier than others? What points make them more difficult?

4. In transition of three flat removes what Modulation generally takes place? What Modulation usually accompanies three sharp removes? What physical changes may, or may not be made in a transition of three removes? What is the common mentaleffect of three flat removes?—of three sharp removes?

5. What are the general principles which should guide us in fixing the speed of movement and the degrees of Force in singing? Which should be more studied—the actual words or the mood of mind in which they are uttered? Give an illustration. What is the exercise, in connection with this subject, which is of chief value? p. 130.

6. What kinds of passages should be sung loudly and quickly? Mention four kinds with illustrations to each.

7. What kind of passages should be sung loudly and slowly?

8. What kinds of passages should be sung softly and slowly? Mention five kinds with illustrations to each.

9. What kinds of passages should be sung softly and quickly? Mention three kinds with illustrations to each.

10. What kind of passages should be sung with a gradual change from loud to soft? Give illustrations from memory.

11. What is the mental effect of a sudden change from loud to soft on single tones? Give illustrations.

12. What kind of passages should be sung with a gradual change from soft to loud? Give illustrations.

13. What is the mental effect of a change from soft to loud on a single tone? Give illustrations.

14. What kind of Phrasing is more important than the proper division and marking out of the parts of a melody? What habit should the singer form in order to perceive quickly the proper phrasing of words? When musical and poetical phrasing do not agree, which of the two should yield? In Chorus singing, what is important in reference to phrasing? p. 135.

15. How often should the use of the articulation exercises of this step be revived? In what circumstances will a mastery of the consonants render singing intelligible without much study of the vowels? In what kind of singing is a study of the vowels absolutely necessary for clearness and beauty? In what elements of speech do the local differences and vulgarisms chiefly shew themselves? In what respects do the vowels commonly called short, in English, differ from the long vowels? What is the new art of vowel utterance which the singer has to learn but which the speaker does not require? p. 136.

16. If the cavities of the throat and mouth are held open steadily in any one fixed form while voice is produced, what element of speech will result? How many vowels are possible? Name the six principal vowels going upward in the order of natural pitch?

17. In what manner in speaking do we name the vowel sounds? What vowel forms the centre of the vowel scale? In proceeding upwards what change takes place with the middle of the tongue? In proceeding downwards how do the lips change their position? For which vowels is the back of the tongue highest and for which vowels is the tongue altogether lowest? Give the letter names (not the sounds) of the three principal descending vowels,—of the two principal less sonorous ascending vowels,—of the four ascending vowels that are commonly short in speech,—of the three more obscure descending vowels.

18. Mention three words in which *aa* occurs, without being so spelt. How is this sound formed? Give the position of the lips, teeth and tongue. How is the deeper, thicker, *ah* formed? What defects in pronouncing this vowel are common in your neighbourhood?

19. Mention three words in which *aw* occurs without being so spelt. What is the position of the tongue and lips in forming this sound? What difficulties are found in sustaining *aw*? In what pitch of what voice is there a tendency to change this vowel? What wrong pronunciation of this vowel are you familiar with? p. 138.

20. Mention three words in which the sound *oa* occurs, without being so spelt. What are the positions of the tongue, lips and teeth in forming this vowel? What are the tendencies of this vowel in the lower pitches and in the higher pitches? What faults in sounding this vowel are you practically acquainted with?

21. Mention three words in which *oo* occurs, though not so spelt. What is the position of the tongue, lips and teeth in producing this vowel? In which voice, and in what pitch it has this vowel a tendency to change? Name any defects in sounding *oo* with which you are familiar.

22. Mention three words in which the sound *oi* occurs, but not so spelt. What is the position of the lips, teeth and tongue for this vowel? In which voice and at what pitch has it a tendency to change? How is this vowel commonly mispronounced?

23. Mention three words in which the sound *ee* occurs, though not so spelt. What is the position of the tongue and teeth in producing *ee*? In which voice and at what part of its pitch is this vowel likely to alter?

24. Mention three words in which the sound *u* occurs, though not so spelt. What is the position of tongue, lips and teeth in holding this vowel? In what voice and at what part of its pitch is this vowel most likely to change? What defective pronunciation of it do you know? p. 139.

25. Mention two words in which the sound *a* occurs, though not so spelt. What is the position of the tongue, teeth and lips for this vowel? What is the natural change of *a* at high pitches? What defective pronunciations of this vowel are you personally acquainted with?

26. Mention three words in which the sound *e* occurs, though not so spelt. What is the difference between the positions of the organs in *ai* and in *e*? What is *e* likely to change into at high

pitches? What defects do you notice in the pronunciation of this vowel?

27. Mention three words in which the sound *i* occurs, in one of them at least the *i* being differently spelt. What is the difference of the position of the organs for *ee* and for *i*? What faults do you know of in the pronunciation of this vowel?

28. Mention three words in which the sound *uo* occurs, though not so spelt. What is the difference in the position of the organs for *oo* and for *uo*? What wrong pronunciation of this vowel are you acquainted with? p. 141.

29. Mention three words in which the sound *o* occurs. What is the difference between the position of the organs for *ae* and *o*? What three other cases are there in which vowel positions differ in the same way, though otherwise alike? Have you noticed any mispronunciation of *o*?

30. How is the pronounced before a vowel—how before a consonant? How is *my* pronounced?

31. What are the four principal diphthongs in the English Language? What vowel is treated along with the diphthongs, and why? What is the difference between two vowels put close together and a diphthong? Give an illustration. What is the difference between a diphthong and a digraph? Of the three elements of a diphthong, which is neither the longest nor the shortest? Of the two vowel elements, which generally has the accent? p. 142.

32. Mention three words in which the diphthong *ei* occurs, though not so spelt. On which vowel element does the stress fall, and what sound should be given to that element in singing? How should the glide be treated?

33. Mention three words in which the sound *ai* occurs, though not so spelt. What is the proper first vowel element and which of the two should be prolonged? What error in pronouncing this diphthong have you noticed?

34. Mention three words in which the sound *ou* occurs, though not so spelt. What is the second vowel element, and which of the two should be prolonged in singing and with what sound?

35. Mention three words in which the sound *eu* occurs, though not so spelt. What is the second element, what is the first? Which has to be prolonged in singing? What error has to be avoided in pronouncing *i* and *e* before *eu*?

36. What other diphthongs can you describe?

37. Mention three words in which the sound *ao* occurs, though not so

spelt. What is the difference in the position of the organs for *oa* and for *ao*? How may the pronunciation of this vowel be easily attained?

38. What are the musical properties proper to a Response? p. 144.

39. What are the essentials of a Chant? Describe the form of an Anglican Chant. What are two of the common faults in the construction of an Anglican Chant?

40. How did the modern hymn tune originate? What are some of the defects of structure which often unfit it for the voice of a Congregation?

41. How does the speed of a hymn tune affect its harmonic character?

42. How does the speed of a tune affect the rhythmical impression it produces, and what sort of speed demands the closer attention to rhythmical proportion and balance? p. 145.

43. What sort of tunes are best adapted to the bold and spirited hymns, and how do tunes of this character change their mental effect when sung slowly? What kind of tune is best adapted to hymns of cheerful emotion, and how do such tunes alter their mental effect when sung slowly?

44. What is the sort of tune which best suits hymns of didactic and varied character?

45. How can a preceptor best remind a Congregation of a change of sentiment in the hymn, and secure the proper expression?

46. How do Anthems essentially differ from Hymn tunes in their aim and in their musical character? When Anthems are meant for congregational use, what musical difficulties should be avoided? Explain the words *Decani*, *Cantoris*, *Full*, *Versa*.

47. What are the musical characteristics of a Madrigal? What kind of sentiment often characterises a Madrigal? What is a Ballet?

48. For what peculiarities of vocal arrangement was the English Glee specially adapted? What sort of Glees will bear a number of voices on each part?

49. How does the Part-Song differ from the Glee, and how does it differ from the Madrigal? How does the Harmonized Air differ from the Part-Song? p. 146.

50. Whence arises the importance of music for equal voices? p. 149.

51. For what vocal arrangement are Oratorio Choruses specially adapted?

52. What is the style of Operatic Choruses? p. 146.

53. What is a Canon, and what is meant by "a Canon four in two"?

54. How does a Fugue differ from a

Canon? p. 147.

55. What are the essentials of a Fugue, and what other musical contrivances are necessary to a fully developed Fugue? What sort of pieces may be called Fugal Passages or movements rather than Fugues?

56. What is a Subject in Fugue, and what is meant by its various expositions?

57. What is a Response in Fugue? Where does it commence the first time it occurs, and what are some of the various ways in which it is treated?

58. What is the Counter-subject in Fugue? What other forms often take the place of one distinct Counter-subject?

59. What is Stretto, and what is its emotional effect?

60. What is an Organ-point, and what is its effect?

61. How does a Recitative differ from the good recitation of a Chant? How should Recitative be sung and what is the chief use of it? p. 148.

62. What is an Opera, and why does a combination of arts fail to produce the highest development in any one of them?

63. What is an Oratorio, and how does it differ from the Opera?

64. What is a Cantata?

65. What choral contrivances are allowable when Composers write "parts" which are beyond the fair limits of a chorus voice? p. 149.

66. In what respect does a wide musical pipe differ in its effect from a narrow one? What kind of Resonance or Timbre is produced by a full distended mouth,—what by a narrow mouth,—what by a mouth of medium shape and size?

67. In what places of melody ought we not to take breath, and in what places are we obliged to do so?

68. How is the Portamento made? In what cases should it be used in Solo singing and in Chorus singing?

69. Whence arises the difficulty of carrying out voice exercises in a mixed class? In what cases only can voice training in a class be profitable? In what cases is it likely to be injurious? What is the secret of success in voice exercises? What, according to Nauenburg, are the three objects of voice training? What other object should be kept in view?

70. What is the use of the large Voice Modulator? p. 150.

71. How is flexibility of voice secured?

72. By what kind of practice is strength of voice maintained?

73. What is the special use of downward voice cultivation exercises?

74. In what does the Shake or Trill consist? In what case does the singer usually accent the principal tone, and how does he close?—in what case the upper tone, and how does he then close? How does Madame Seiler recommend that the Trill should be practised?

75. What is a Swell? Why has it been abandoned in the early steps?

76. What is the long Appoggiatura, and how is it expressed in the Sol-fa notation? What is the short Appoggiatura, and how is it expressed in the Sol-fa notation? p. 155.

77. What is the direct Turn and how is it written? What is the inverted Turn and how is it written?

78. What irregularities are com-

monly found in the natural uncultivated voice? What injury is produced by high tones wrested from nature?

79. What two things must we constantly bear in mind if we would gather the highest possible enjoyment from music?

PRACTICE.

80. Sing your part in Exs. 243 to 248, whichever the Examiner chooses.

81. Ditto Exs. 249 to 255.

82. Work Exs. 256 to 259, whichever the Examiner selects.

83. Work Exs. 260, 261, whichever the Examiner selects.

84. Work Exs. 262 to 271, whichever the Examiner selects.

85. Work Exs. 272, 273, whichever the Examiner selects.

86. Sing any one of the Exs. 274 to 280 which the Examiner may select.

87. Sing any of the Exs. 281 to 291, which the Examiner may select.

88. Sing Ex. 292.

89. Sing any of the Exs. 293 to 298 which the Examiner may select.

90. Sing (if your voice is bass) to the correct vowel "passing by" Add. Ex. p. 78, sc. 3, m. 4, second bass,— "go" Add. Ex. p. 33, sc. 2, last note, bass,— "amain," Add. Ex. p. 64, sc. 1,— "be" Add. Ex. p. 71, 1st pulse,— "love" Add. Ex. p. 61, sc. 3, m. 3.

91. Sing (if your voice is soprano) to the correct vowel, "la" Add. Ex. p. 8, sc. 5, m. 3, 1st note,— "storm" Add. Ex. p. 95, sc. 2, m. 3,— "roar" Add. Ex. p. 64, sc. 4, m. 1, 2, 3, and 4,— "troops" Add. Ex. p. 20, m. 4,— "shadows" Add. Ex. p. 43, sc. 3, m. 6,— "Amen" the last syllable St. Co. Ex. 172.

92. Sing (whatever your voice) to the

correct vowel, "love loves" St. Co., Ex. 145,— "rills" Add. Ex. p. 62, sc. 4, m. 4,— "along" St. Co., Ex. 175.

93. Sing, first using the vowel *aa* and then *a*, "last" Add. Ex. p. 39, sc. 3, m. 2, and "path" Add. Ex. p. 7, sc. 4, m. 4. Sing also first using *u* and then *a* to the first syllable "away" Add. Ex. p. 53, sc. 2.

94. Find words in Add. Ex. p. 34 and 53 in which *ai* is sometimes sounded instead of *a*.

95. Find cases in St. Co. Ex. 144 in which *ai* is sometimes sounded for the article *a*.

96. Find words in St. Co. Exs. 78 and 113 in which *ei* is sometimes sounded instead of *i*. See Ex. 299.

97. Find a word in St. Co. Ex. 143 in which *oa* is sometimes sounded instead of the sound *u*.

98. Find a word in St. Co. Ex. 98 in which *u* is sometimes sounded instead of *o*.

99. Find a word in St. Co. Ex. 115 in which *i* is sometimes sounded instead of *e*.

100. Find a word in St. Co. Ex. 77 in which *u* is sometimes sounded instead of *e*.

101. Find a word in Add. Ex. p. 77 in which *e* is sometimes sounded instead of *u*.

102. Find words in Add. Ex. p. 3 in which *ee-aa* is sometimes sounded before

r instead of *ee* with the mere vanishing *u*.

103. Find cases in St. Co. Ex. 144 and 145 in which "the" before a consonant is sometimes sounded *thee* instead of *thū*.

104. Find cases in St. Co. Ex. 144 and 145 in which "the" before a vowel is sometimes sounded *thū* instead of *thee*.

105. Find four cases in St. Co. Ex. 175 of the diphthong which is sounded *ei*, and sing them as directed.

106. Sing the diphthong *oi* in Ex. 113 as directed.

107. Sing the diphthong *ou* in Ex. 69 as directed.

108. Sing the diphthong sounded *eu* in St. Co. Ex. 145, v. 3, m. 2, dwelling on the second element.

109. Without referring to St. Co. write an analysis of "Thou shalt shew me," Add. Ex. p. 7.

110. Write an analysis of the fugal imitations in "Hallelujah Amen," Add. Ex. p. 26.

111. Write a fugal analysis of the first movement in "Theme sublime," Add. Ex. p. 66.

112. Write a fugal analysis of the second and third movements of "Theme sublime," Add. Ex. p. 67.

113. Write a fugal analysis of "How lovely," Add. p. 58.

114. Answer the question in Ex. 299.

APPENDIX.—CHROMATIC TONES.

Accidental Sharps and Flats.—The notes of the Chromatic Scale, which lie between the notes of the ordinary scale, are as follows:—

Flat.	Scale.	Sharps.
	t	
ta		le
	l	
la		se
	s	
		fe
	f	
	m	
ma		re
	r	
ra		de
	d	

The commonest and easiest use of Chromatic notes is as waving tones coming from and returning to the note a little step above or below.

Example of First Presentation: Sharps.—Teacher sings to *laa*, and points on modulator *d t*, *d* several times. He then does the same with *s fe s*. Without pointing he then sings, also to *laa*, *m re m* several times, questioning the class, varying it with *m r m*, and making them feel the resemblance to *d t*, *d* and *s fe s*, and the contrast with *m r m*. He elicits the fact gradually that the new note is higher than *r*; then names it, and gets the class to sing it. He then explains the names for all the sharps of the scale, *de re fe se le*, and gives copious exercises on them, always waving from and to the tone next above.

Flats.—These must be taught by comparison with *m f m*. Unlike the sharps they are most easily approached from the tone below. Thus:—

l ta l r ma r
s la s d ra d

Exercise on Waving Chromatics.

{ d' : t : d' | t : le : t | l : se : l | s : fe : s }

{ f : m : f | m : re : m | r : de : r | d : - : - ||

Stepwise Motion.—The Chromatic sounds must also be mastered in the form of stepwise progression in an upward or downward direction, thus:—

d de r t ta l
r re m l la s
f fe s s fe f
s se l m ma r
l le t r ra d

There is no model in the common scale for this. The notes may first be introduced as an ear exercise, the teacher singing to *laa d r*, and then *d de r*, and getting the class to perceive the new tone.

Leaps.—When both the Flats and the Sharps are familiar as waving tones and in stepwise motion, they may be approached and quitted by leaps, as frequently happens in modern music. All the exercises on leaps should be formed upon one pattern, namely, first giving the intervening note, and then omitting it. For example:—

Sharps.

m r de r m de r | d r re m d re m
f m re m f re m | f s se l f se l
l s fe s l fe s | s l le t s le t
d' t le t d' le t | s l le t s le t
f r de r f de r | r re m f r re f

Flats.

d r ma r d ma r | d' t ta l d' ta l
t, d ra d t, ra d | t l la s t la s
f s la s f la s | f m ma r f ma r
s l ta l s ta l | m r ra d m ra d
d' l la s d' la s | d r ma r d ma r
d' ta l s d' ta s | s la s f s la f

If the Voluntaries be all constructed on this principle, power over these chromatic leaps will gradually be gained.

Transitional Models.—It will be noticed that some of the above progressions of notes have already been studied under Transition (imperfect method) or the Minor Mode, and many difficult intervals which occur, such as *m ta, fe d', l de r, ta de', &c.*, are best referred to their prototypes in the key in which they really are.

Hints for teaching difficult intervals in the Minor Mode, by R. Dunstan, Mus.Bac.

Fah, Se.—This interval may easily be mastered by singing the following exercises from the modulator:—

{ | *m* :— | *l* :— | — ||

{ :*m* | *f* :*m* | *f* :*l* | *se* :— | — ||

{ :*l* | *se* :— | *se* :*l* | *f* :— | *l* :— | *f* :— | — ||

{ | *f* :— | *l* :— | *f* :— | — ||

{ :*l* | *se* :*l* | *f* :*l* | *se* :*l* | *f* ||

{ :*l* | *se* :— | *f* :— | *m* ||

{ :*m* | *f* :— | *se* :— | *l* ||

Doh' Se—
{ | *l* :— | *d'* :— | *l* :*d'* | *l* :*se* | *l* :*d'* }

{ | *d'* :*l* | *se* :— | *d'* :— | *se* :— | *l* :— ||

If the pupil “thinks of *laa*” he will readily be able to attack *se* (a little step below it) from any other note.

St. Co. (New).

Intervals.—The Chromatic tones may also be studied from the point of view of intervals. Without going into the subject of Intervals generally, we may explain that for the purposes of Intervals the scale is divided into twelve little steps, each of which, roughly speaking, is of the distance between *d t₁*. The following table shows the number of semi-tones which each interval contains:—

	Semi-tones.	Example.
Minor Second	1	<i>d t₁</i>
Major Second.....	2	<i>s f</i>
Augmented Second	3	<i>d re</i>
Minor Third	3	<i>l d'</i>
Major Third	4	<i>d m</i>
Diminished Third	2	<i>f re</i>
Perfect Fourth	5	<i>s d'</i>
Augmented Fourth, or } Plurperfect	6	<i>f t</i>
Diminished Fourth	4	<i>se d'</i>
Perfect Fifth	7	<i>d s</i>
Diminished Fifth, or } Imperfect	6	<i>t₁ f</i>
Augmented Fifth	8	<i>d se</i>
Major Sixth	9	<i>s m'</i>
Minor Sixth	8	<i>m d'</i>
Augmented Sixth	10	<i>f re'</i>
Major Seventh	11	<i>d t</i>
Minor Seventh	10	<i>s₁ f</i>
Diminished Seventh	9	<i>t₁ l</i>
Octave	12	<i>d d'</i>

It matters not whether the Intervals be comprised within the notes of the common scale or not. A Minor Third is the same Interval whether it occurs as *l, d* or as *d ma*. The teacher may, therefore, point Voluntaries which exhaust any one interval, presenting it in all its forms in the scale, both ascending and descending. For example, a succession of Minor Seconds:—

d t₁ r de m re f m s fe l se t le d' t d'

In reverse order:—

t d' le t se l fe s m f re m de r t₁ d

These two exercises, it will be observed, also comprise Minor and Diminished Thirds. Another exercise on Minor Thirds would be:—

*l₁ d t₁ t₁ r d d ma r r f
m m s f f la s s ta l*

Which could be shortened afterwards to:—

l₁ d t₁ r d ma r f m s f la s ta l

This process can be continued with the easier intervals, but with the wider and more difficult ones it would involve melodies which would be practically unsingable. The best practical course is for the teacher to follow, in his *Voluntaries*, the actual habits of composers, and present Chromatics interspersed with Diatonic notes.

Naming of Intervals.—Notice that intervals formed by two adjoining notes are seconds, however either of the two may be inflected; those formed by three adjoining notes, thirds, and so on. Thus *d ra*, *d r*, and *d re* are all seconds (Minor, Major, and Augmented), as also are *f fe*, *f s*, and *f se*. On the pianoforte *d re* is the same as *d ma*, and *f se* the same as *f la*. But in the language of intervals they are different. Thus *d re* is a second augmented because the sounds from which it is derived (*d r*) are two adjoining notes, and *d ma* is a third (minor) because the interval from which it is derived (*d* and *m*) is formed by three adjoining notes.

Flats or Sharps.—The teacher who wishes to point chromatic voluntaries may fairly ask, should I point sharps or flats, *d ra* or *d de*; *l le t* or *l ta t*; *s la l* or *s se l*. The notes being the same on the pianoforte, composers are often indifferent as to which they write. Some theorists hold that flats should generally be preferred to sharps, *r ma m* instead of *r re m*, &c. In music, however, especially of a popular kind, sharps are much more common than flats, and flats (because they are less often encountered) are more difficult to singers. The best way is for the teacher to point both by turns, and when he wishes his voluntary to be specially searching and difficult, to prefer flats.

The Extended Modulator.—It is to be wished that the Extended Modulator, which gives the complete range of keys, may become more common, and supersede, for advanced pupils, the small sectional modulators. It affords far better practice to the pupils, and gives much greater scope to a teacher whose fancy for the invention of melody is active. In using the Extended Modulator the teacher should always observe absolute pitch. Each column represents a key, and in the proper key the teacher should start. As a rule it is best to begin in *C* and return to it at the close of the voluntary. The loss of pitch, if any, can then be ascertained. The following will serve as a specimen of a somewhat advanced voluntary on the Extended Modulator:—

C.	E ₇ .
d' s m d m s d' —	d' l m d l, d m l —
l se t l —	C. D ₇ . E _b .
l' d' t r' d' d' t l d' t t l s	
G.	A _b .
t l l' f m s f m r f t, d —	d' t, d r m
G _b .	A _b .
d d' r m f s m —	s, l, t, d l, l, s, l, t, d
E _b .	C. D.
l, l, s, l, l, t, d l, l, s, l t d' l l' s l t d'	
C.	
l s f s l t d' l s f m r s t, s d	

In this voluntary the changes of key are made in the easiest way, by passing horizontally to a note of the same pitch in the new key. The more difficult exercise is to leap obliquely to a note of different pitch in the new key. The following is an example:—

C.	A _b .
s m' d' t d' r' —	l d' m' f r l, t, d — s,
E _b .	F.
l, r t, d r r r t, d r f m l s —	d f m —
E _b .	E _b .
r l, d f m l, m se t l d' —	d' — d e l m' m' r' l
r' r' d' s l s t l d' —	t — d' — —

The principles on which all *Voluntaries* on the Extended Modulator should be constructed are these:—

1. Take a phrase of six or eight notes, and having pointed it in one key seek to get imitations of it in other keys, and in their relative Minors.
2. Never change key without introducing promptly the distinguishing tones of the new key. A change of column without the new tones is merely a change of notation.
3. Do not be afraid to repeat a note. All good melodies repeat notes.
4. If possible, let your phrases fall into measures and become rhythmical. This makes the singing more spirited.

A VOCABULARY OF MUSICAL TERMS.

NOTE.—MR. ALEXANDER J. ELLIS, who has kindly added the pronunciations to the following words, states that they are mere English imitations of Italian, but that a very near approach to the true Italian pronunciations will be made, if in those given *ai* is never allowed to vanish into *ee*, or *oa* into *oo*; if *aa* be used always for *a*, and *ee* for *i*; the broad *ae* (St. Co., p. 140) for *e*, and the broad *ao* (St. Co., p. 143) for *o*; if also the consonants which are here doubled, be really doubled in speech, as in “book-keeping,” “boot-tree,” “mis-sent,” “un-noticed”; and *r* be always very strongly trilled. Italians do not generally pronounce their vowels so short as English short vowels, or so long as English long vowels. The full stop turned upwards (·) in the middle of a word, throws the accent on what precedes. If there are two such in one word, the first one has less weight than the second.

- Abbandono**, con (*koan abbastoa'noa*), with self-abandonment.
- **Accelerando** (*atchel-air'an'doa*), more and more quickly.
- **Accelerato** (*atchel-air'aa'toa*), increased in rapidity.
- Acciacatura** (*at'chiak'katoor'a*), a short appoggiatura.
- Adagio** (*adaa'jioa*), very slow and expressive.
- Adagio Assai** or **Molto** (*adaa'jioa assaa'i, moal'toa*), extremely slow and expressive.
- Adagio Cantabile e Sostenuto** (*adaa'jioa kantabilai ai sostenoo'toa*), slow, sustained, in a singing manner.
- Adagissimo** (*adaa'jis'simoo*), slower than *adagio*.
- Ad libitum** (*ad lib'itum*), Latin, at will or discretion.
- Affettuoso** (*affet'too-oo'soa*), with tenderness and pathos.
- Affizione**, con (*koan affeet'sioa'nai*), in a manner expressive of grief.
- Agilità**, con (*koan ajee'litaa'*), with lightness and agility.
- Agitato** (*aj'itaa'toa*), with agitation.
- Alla Breve** (*al'aa brev'at*), a quick species of common time used in Church music.
- Alla Cappella** (*al'laa kapel'laa*), in the Church style.
- Alla Stretta** (*al'laa str'ait'laa*), increasing the time.
- Allargando** (*al'laar'gan'doa*), with free, broad style.
- Allargretto** (*al'legr'ait'toa*), cheerful. Not so quick as *Allegro*.
- Allegro** (*alleg'r'oa*), quick, lively. Sometimes modified by the addition of other words, as follows:
- Allegro Assai** (*alleg'r'oa assaa'i*), very quick.
- Allegro con moto** (*alleg'r'oa koan mo'toa*), with a quick lively movement.
- Allegro con Spirito** (*alleg'r'oa koan speer'itoo*) quick. With spirit.
- Allegro di Molto** (*alleg'r'oa dee moal'toa*), exceedingly quick.
- Allegro veloce** (*alleg'r'oa velo'chai*), quick, to absolute rapidity.
- Allegro vivace** (*alleg'r'oa veevaa'chai*), with vivacity.
- Allegrissimo** (*allegr'ees'simoo*), superlative of *Allegro*.
- Amabile** (*amaa'bilai*), amiably.
- Amoroso** (*am-oo'r'oo'soa*), lovingly, tenderly.
- Andante** (*andan'tai*), “going” easily and rather slowly.
- Andante Affettuoso** (*andan'tai affet'too-oo'soa*), slow, with much pathos.
- Andante Cantabile** (*andan'tai kantabilai*), slow and in a singing style.
- Andante con Moto** (*andan'tai koan mo'toa*), slow and with emotion.
- Andante grazioso** (*andan'tai graa'tsioo'soa*), slow and gracefully.
- Andante Maestoso** (*andan'tai maa'estoo'soa*), slow and with majesty.
- Andante non troppo** (*andan'tai non tr'opp'oo*), slow but not in excess.
- Andantino** (*an'dantee'noa*), a little slower than *Andante*,—moving gently.
- Animato** (*animaa'toa*), with animation.
- Anima** con (*koan animaa'*), with soul, with fervour.
- A plomb** (*aa ploan'*), French,—*n'* indicating French nasality,—in a decisive, firm, steady manner.
- Appassionato** (*appas'sioana'toa*), with fervid, impassioned emotion.
- Appoggiatura** (*appod'jiaatoo'r'an*), a forestroke.

Ardito (*aar'dee'toa*), with ardour.

A tempo (*aa tem'paa*), after a change in speed, to return to the original rate of movement.

A tempo giusto (*aa tem'paa joos'toa*), in strict and equal time.

A tempo ordinario (*aa tem'paa or'dinaar'ioa*), in an ordinary rate of time.

Audace (*oudaa'chai*), better (*aaoo-daa'chai*), bold, fearless, impudent.

Al, All', Alla, Alle, Allo, Ai (*al, all, al'laa, al'lai, al-loa, aai*), to the, or, in the style of.

Basso Primo (*bas'soa pree'moa*), First Bass.

Basso Secondo (*bas'soa saikoan'doa*), Second Bass.

Bene Placito (*ben'ai plaachitoo*), at will.

Ben Marcato (*ben maar'kaa'toa*), in a clear, distinct, strongly marked manner.

Bis (*bees*), or (*bis*) as Latin; twice. A passage indicated by a stroke to be performed twice.

Bravura (*bravoora'aa*), with vigour, with boldness.

Brioso (*bree-oo'soa*) with spirit.

Brillante (*br'illan'tai*), in a showy, sparkling style.

Burlesco (*boor'lai'skoa*), with comic humour.

Cacophony (*kakof'uni*), English. A discordant combination of sounds.

Cadence (*kai'dens*), English. A close in melody or harmony. Also an ornamental passage at the end of a piece of music.

Cadenza (*kaden'tsaa*), Italian. An ornamental series of notes at the close of a piece of music.

Calando (*kalan'doa*), becoming softer and slower by degrees.

Cantabile (*kantab'ilai*), in a smooth, melodious, graceful, singing style.

Canticle (*kant'ikl*), English, *cantico*, pl. *cantici* (*kant'ikoa, kant'ichee*), Italian. Devotional song.

Canto (*kant'oa*), the highest part in a piece of vocal music.

Cantor (*kant'aur'*), Latin, *cantore* (*kantoar'ai*) Italian. A singer.

Cantoris (*kantoar'ris*), Latin. A term used in Cathedral music, to distinguish the singers on the left side, where the Cantor or Precentor sits.

Canzonet (*kanzoanet'*), English, *canzonetto* (*kant'soanait'oa*), Italian. A short song.

Capriccio (*kapr'eet'chioa*), in a fanciful style

Celerità (*cheler'itaa'*), with celerity, quick.

Cavatina (*kav'atee'naa*), an air of one movement only, sometimes preceded by recitative, of a dramatic character, and generally employed in Opera.

Chorus (*kaor'r'us*), Latin, *coro* (*kor'oa*), Italian.

A band or company of singers,
Chiaroscuro (*hyaar'oskoo'r'oo*), light and shade in *piano* and *forte*.

Comodo (*kom'odoo*), with composure, quietly.

Con (*koan*), with.

Con moto (*koan mo'toa*), with motion, or a spirited movement.

Con Spirito (*koan speer'itoo*) with quickness and spirit.

Coi, Col, Coll', Colla, Collo, (*kca'i, koal, koall, koal'laa, koal'loa*), with the.

Corale (*kor'aa'tai*), the plain chant.

Crescendo (*kr'aishen'doa*), becoming louder. Sometimes expressed thus <

Da Capo, or D.C. (*daa kaa'paa*), from the beginning.

Da (*daa*), from, *dal* (*daal*), from the.

Decani (*deekai'nei*), Latin. A term used in Cathedral music, to distinguish those singers who are placed on the right side of the building, (entering the choir from the nave), where the Dean sits.

Deerescendo (*dai'kr'aishen'doa*), gradually decreasing in power of tone.

Dell', Della, Dello, (*daill, dail'laa, dail'loa*) of the.

Detaché (*daitaashai*) French, make each syllable short and accent equally. French term for staccato.

Deliberato (*dail'ee'ber'aa'toa*) adj., *deliberatamente* (*dail'ee'ber'aatamain'tai*), adv., deliberately.

Demi (*dem'i*), English, (*du-mee*), after a consonant, (*d-mee*) after a vowel, French. A half.

Diluendo (*dee'loo-en'doa*), a washing away, a dissolving. Passages so marked to diminish in force, until they vanish into silence.

Diminuendo (*deemee'noo-en'doa*), diminishing the force.

Di Molto (*dee moal'toa*), much or very.

Dolce (*doal'chai*), in soft and sweet style.

Dolorosa (*do'loar'aa'saa*),

Dolente (*dolen'tai*), with an expression of pain, —dolorously.

Duett (*deu-et'*), English, **Duetto** (*doo-ait'toa*), Italian.

A **deu-et'** for two performers.

E, **Ed**, (*ai, aid*), and.

Eco, **Ecco**, (*ek'oa, ek'koa*) Italian, **echo** (*ek'oa*,

English. A repetition or imitation of a previous passage, with some modification of tone.

Elegante (*el'aigan'tai*), with elegance.

Energico (*ener'jikoa*), **con energia** (*koan en'er'jee'aa*)

energicamente (*ener'jikaamain'tai*), with energy.

Enharmonic (*en-haar'mon'ik*), English, **enarmonico**

(*en'aa'r'mon'ikoa*), Italian, proceeding by quarter tones.

Espressivo (*es'pr'esse'r'voo*), or **con espressione** (*koan*

espr'es'sioa'nai), with expression.

✓ **Extempore** (*eks-tem'puri*), Latin, unpremeditated.

✓ **Facilmente** (*fach'ilmain'tai*), easily, with facility.

Fermato (*fair'maa'toa*), with firmness and decision.

Fine (*fee'nai*), the end.

Forte (*for'tai*), loud.

Fortissimo (*for'tees'simoo*), very loud.

✓ **Forzando** (*for'tsan'doa*), **forzato** (*for'tsaa'toa*), with peculiar emphasis or force.

✓ **Forza** (*for'tsaa*), force, vehemence.

Fugato (*fooga'toa*) in the fugue style.

Furioso (*foor'ioa'soa*), with rage, furiously.

Gajamenta (*gaa'yaamain'tai*), Italian, **Gaiement**

(*gemon'*), French, *n'* nasal, **Gai**, **Gajo**, **Gajo**, with gait.

Giocoso (*jokoa'soa*), humorously, with sportiveness.

✓ **Giustamente** (*joo'staamain'tai*), justly, with precision.

✓ **Giusto** (*joo'stoa*), in just and exact time.

Glissando (*gleessan'doa*), in a gliding manner.

✓ **Grande** (*gran'dai*), great.

Grandioso (*gran'dioa'soa*), in grand and elevated style.

Gravamente (*gr'aar'vaimain'tai*), with gravity, dignified, and solemn.

Grave (*gr'aar'vai*), a very slow and solemn movement.

✓ **Grazia**, **con** (*koan gr'aa'tsiaa*), **graziosamente**, (*gr'aa'tsioa'saamain'tai*), **grazioso** (*gr'aa'tsioa'soa*), in a flowing, graceful style.

Gusto (*goo'stoa*), **gustoso** (*goostoa'soa*), **con gusto**, (*koan goo'stoa*), with taste, elegantly.

Il, (*eel*), the, as *il violino* the violin.

Impeto (*im'petoo*), **con impetuosità**, (*koan impet'oo-oo'sitaa'*), **impetuoso** (*impet'oo-oo'soa*), adj., **impetuosamente** (*impet'oo-oo'saamain'tai*), adv., with impetuosity.

Impoante (*im'ponen'tai*), with haughtiness.

Impromptu (*impr'om'teu*), Latin, an extemporaneous production.

Improvvisamente (*im'pr'ovvee'samain'tai*), extemporaneously.

Innocentemente (*in'noachen'taimain'tai*), **innocente** (*in'noachen'tai*), **con innocenza**, (*koan in'noachen'tsaa*), in artless simple style.

La (*laa*), the, as *la voce* (*laa vo'chai*), the voice.

Lagrimoso (*lagr'imoo'soa*), in a mournful dolorous style.

Lamentabile (*laa'mentab'ilai*), **lamentoso** (*laa'mentoo'soa*), plaintively, mournfully.

Languente (*lan-gwen'tai*), **languido** (*lan'gwidoa*), with languor.

Largamenta (*laar'gamain'tai*), very slowly.

Larghetto (*laar'gait'toa*), a slow and measured time; but less slow than **Largo**.

Larghissimo (*laar'gees'simoo*), extremely slow.

Largo (*laar'goa*), a very slow and solemn degree of movement.

Le (*lai*), the, as *le voci* (*lai vo'chee*), fem. pl. the voices.

Legatissimo (*lai'gatees'simoo*), very smoothly connected. [gliding manner.]

Legato (*laigaa'toa*), bound or tied, in a smooth

Leggiero (*led'jier'oa*), with lightness.

Leggerissimo (*led'jier'ees'simoo*), with the utmost lightness and facility.

Lentando (*lentaan'doa*), with increased slowness.

Lento (*len'toa*), in slow time.

Ma (*maa*) but; as *allegro ma non troppo* (*alleg'r'oa maa non tr'op'poo*), quick, but not too much so.

Maestà, **con**, (*koan maa-aistaa'*), **maestoso** (*maa-aistoo'soa*), with majesty and grandeur.

Marcato (*maar'kaa'toa*), in a marked and emphatic style.

Meno (*mai'noa*), less, as *meno forte*, less loud.

Mesto (*mes'toa*), **mestoso** (*mestoo'soa*), mournfully, sadly, pathetically.

Mezza voce (*med' dzaa voa' chai*), observe *not* (*met' tsa*), in a gentle, flute-like voice.

Mezzo (*med' dzoa* observe *not* *met' toa*), half, as *mezzo-piano*, rather soft; *mezzo-forte*, rather loud.

Moderato (*mod' air' aa' toa*), adj., *moderatamente* (*mod' air' aa' taamain' tai*), con *moderazione*, (*koan mod' air' aa' tsioo' nai*), with a moderate degree of quickness.

Moderatissimo (*mod' air' atees' simoa*), in very moderate time.

Molto (*moal' toa*), very, extremely; as *molto allegro*, very quick.

Molta voce, con (*koan moal' ta voa' chai*) with full voice.

Morendo (*mor' en' doa*), gradually subsiding, dying away.

Moto, or con *moto* (*mo' toa*, *koan mo' toa*, almost *mav' toa*), with agitation.

Nobile (*nob' ilai*), nobilmente (*nob' ilmain' tai*), with nobleness, grandeur.

Non (*non*) an adverb of negation, generally associated with *troppo* as,—

Non troppo allegro (*non tr' op' poa alleg' r' oa*), non *troppo presto* (*non tr' op' poa pr' es' toa*), not too quick.

Non molto (*non moal' toa*), not very much; as *non molto allegro*, not very quick.

Non tanto (*non tan' toa*), not too much; as *allegro non tanto*, not too quick.

Nuovo, di (*dee' nvo' voa*), newly, again.

O (*o*, nearly *au*), or; as *flauto o violino* (*flaa' ootoa o vee' olee' noa*, nearly *flout' toa au v.*), flute or violin.

Obligato (*ob' bligaa' toa*), a part to be performed by some particular instrument in conjunction with the principal part, and *indispensable* to the harmony and proper effect.

Obligati (*ob' bligaa' tee*), pl., two or more indispensable parts to be performed by different instruments in conjunction with the principal part.

Oppure (*oppoo' r' ai*), or else.

Ordinario (*or' dinaa' r' ioa*), usual; as *a tempo ordinario*, in the usual time.

Parlando (*par' lan' doa*), in a speaking manner.

Passionatamente (*pas' sioanaa' tamain' tai*), *passionato* (*pas' sioanaa' toa*), in an impassioned manner.

Pianissimo (*pyaanees' simoa*), extremely soft.

Piano (*pyaa' noa*), soft. The opposite of *forte*.

Piano piano or *più piano* (*pyaa' noa pyaa' noa*, *pyeu pyaa' noa*), more soft or very soft.

Più (*pyeu*), almost like the English *pew* an adverb of augmentation, as *più forte* louder, *più lento* slower.

Piacere al (*al pyaachai' r' ai*), at pleasure in regard to time.

Pin mosso (*pyeu mos' soa*), with more motion.

Più tosto (*pyeu tos' toa*), or *piuttosto* (*pyeuttoos' toa*), rather; meaning "in preference," as *allegretto o piuttosto allegro* (*al' leg' r' ait' toa o pyeuttoos' toa alleg' r' oa*), rather quickly, or in preference, quickly.

Placido (*plaa' chidoa*), calm, quiet.

Poco (*po' kooa*, almost *pau' kooa*), a little.

Poco meno (*po' kooa mai' noa*), somewhat less.

Poco più mosso (*po' kooa pyeu mos' soa*), a little faster.

Poco a Poco (*po' kooa aa' po' kooa*), nearly (*pauk aa pau' kooa*) by degrees, gradually.

Poggiato (*pod' jyaa' toa*), dwelt on, struck impressively.

Poi (*po' ee* almost *poi*), then; *adagio, poi allegro*, slow, then quick.

Pomposo (*poampoaa' soa*), in a grand and pompous manner.

Portamento (*por' tamen' toa*), sustaining the voice, gliding from note to note.

Precipitamento (*pr' echee' pitamain' tai*), *precipitato* (*pr' echee' pitaa' toa*), con *precipitazioni*, (*koan pr' echee' pitaa' tsioa' nai*), *precipitoso* (*pr' echee' pitaa' soa*), in a hurried manner.

Prestamente (*pr' estamain' tai*), hastily, rapidly.

Prestezza (*pr' estait' tsaa*), with haste and vivacity.

Prestissimo (*pr' estees' simoa*), exceedingly quick, quicker than *presto*.

Presto (*pr' es' toa*), very quickly.

Primo (*pr' es' moa*), first; as *primo tempo*, return to the original time.

Quasi (*koosaa' zee*, nearly *kwaa' zee*), in the manner or style of; as if; almost; as *quasi allegretto*, like an *allegretto*.

Quieto (*koee-et'oa*), nearly (*kwee-et'oa*), usual form *cheto* (*ket'oa*), with calmness and repose.

Rabbia (*r'ab'byaa*), with rage, furiously.

Raddolcente (*r'ad'dolchen'doa*), **raddolcente** (*r'ad'dolchen'tai*), with augmented softness.

Rallentando (*r'al'entan'doa*), more and more slowly

Rapidamente (*r'apee'damain'tai*), **con rapidità** (*koan r'apee'ditaa'*), **rapido** (*r'aa'pidaa'*), rapidly with rapidity.

Rattenendo (*r'att'enen'doa*), restraining or holding back the time.

Ravvivando (*r'av'vivan'doa*), reviving, re-animating, accelerating, as *ravvivando il tempo*, animating or quickening the time.

Recitando (*r'ech'itan'doa*), declamatory, in the style, of recitation.

Recitativo (*r'ech'itatee'voa*), a species of musical recitation.

Religiosamente (*r'ailee'jioa'samain'tai*), **religioso** (*r'ailee'jioa'soa*), in a solemn style.

Rinforzando (*r'in'fortsan'doa*), **rinforzato** (*r'in'fortsaa'toa*) **rinforzo** (*r'infor'tsoa*), with additional tone and emphasis.

Risolutamente (*r'ee'soaloo'tamain'tai*), **risoluto** (*r'ee'soaloo'toa*), **risoluzione** (*koan r'ee'soaloo'tsioa'nai*) in a bold decided style.

Risolutissimo (*r'eesoa'lootees'simaa*), with extreme resolution.

Ritardando (*r'ee'taardan'doa*), **ritardato** (*r'ee'taardan'toa*), a gradual delaying of the pace, with corresponding diminution in point of tone.

Ritenendo (*r'ee'tenen'doa*), holding back in the time,—slackening.

Ritenente (*r'ee'tenen'tai*), **ritenuto** (*r'ee'tenoo'toa*), slackening the time. The effect differs from *Ritardando*, by being done at once, while the other is effected by degrees.

Scherzando, **scherzante**, **scherzo**, **scherzevolmente**, **scherzosamente**, **scherzoso**, (*sker'tsan'doa*, *sker'tsan'tai*, *sker'tsoa*, *sker'tsai'voalmain'tai*, *sker'tsoa-samain'tai*, *sker'tsoa'soa*), in a light, playful, and sportive manner.

Segno (*sai'nyoa*), a sign; as *dal segno*, repeat from the sign.

Segue, **seguito** (*seg'wai*, *seg'witaa*), now follows or as follows. As *segue il coro* (*seg'wai eel ko'roa*), the chorus following. Sometimes means, in similar or like manner, to show that a passage is to be performed like that which precedes it.

Semplice, **semplicemente**, **semplicità**, **con**, (*saim-plee'chai*, *saimplee'chai'main'tai*, *koan saimplee'chitaa'*), with simplicity, artlessly.

Sempre (*sem'pr'ai*), always; as *sempre staccato* (*sem'pr'ai stakkaa'toa*), always staccato, or detached.

Serioso (*ser'ioa'soa*), in a grave and serious style.

Senza (*sain'tsaa*), without.

Siciliana (*seechee'liaa'naa*), a movement of slow, soothing, pastoral character, in six-pulse time, resembling a dance peculiar to the people of Sicily.

Sforzando (*sfor'tsan'doa*), **sforzato** (*sfor'tsaa'toa*), imply that a particular note is to be performed with emphasis and force.

Sincoato (*sin'kopaa'toa*), to connect an unaccented note with the accented one which follows.

Slegato (*sleigaa'toa*), separately or disconnectedly.

Slentando (*slentan'doa*), a gradual diminution in the time or speed of the movement.

Sminuendo (*smee'noo-en'doa*), gradually diminishing the sound.

Smorzando (*smor'tsan'doa*), **smorzato** (*smor'tsaa'toa*), diminishing the sound, dying away by degrees.

Soave (*soa-aa'vai*), nearly (*swaa'vai*), in soft, sweet, delicate style.

Soavemente (*soa-aa'vainain'tai*), with great sweetness.

Solenemente (*soalen'naimain'tai*), solemnly.

Solennità **con** (*koan soalen'nitaa'*), with solemnity.

Soli (*soa'lee*), pl., implies that two or more different principal parts play or sing together *i.e.*, one voice or one instrument of each part only.

Solo (*soa'loa*), sing., a passage for a single voice or instrument, with or without accompaniments.

Sonoramente (*sonor'amain'tai*), **sonorità** **con** (*koan sonor'itaa'*), sonorously; with a full vibrating kind of tone.

Sostenuto (*soas'tenoo'toa*), **sostenendo** (*soas'tenen'doa*), with tones sustained to their full length.

Sotto (*soat'toa*), under; as **sotto voce** (*soat'toa vo'chai*), in a soft subdued manner, in an under tone.

Spirito con (*koan speer'itoo*), **spiritosamente** (*speer'itoo samain'tai*), **spiritoso** (*speer'itoo'soa*), with spirit, animation.

Staccatissimo (*stak'katees'imoa*), very detached.

Staccato (*stakkaa'toa*), distinct, short, detached. The tones separated from each other by short rests.

Stentando (*stain-tan'doa*), with difficulty or distress,

Strepito con, **Strepitoso** (*koan str'ep'itoo*, *str'ep'itoo'soa*), in an impetuous boisterous style; noisy manner.

Suave, suavemente, suavità con (*soo-aa'vai*, *soo-aa'vaimain'tai*, *koan soo-aa'vitaa'*), the usual form is *soave*, with sweetness and delicacy of expression.

Subitamente, subito (*soobee'tamain'tai*, *soo'bitoo*), quickly, as **volti subito**, turn over quickly.

Tace (*taa'chai*), **Tacet** (*tai'set*), Latin. Silent.

Tacia si (*see taa'chiaa'*), let it be silent.

Tanto (*tan'toa*), so much, as **non tanto** (*non tan'toa*) not so much.

Tardo (*tar'doa*), slowly, in a dragging manner.

Tasto solo (*tas'toa soa'loa*), indicates that certain bass notes are not to be accompanied by chords.

Tempo A, or **In** (*aa*, *in tem'poo*), in time, an expression used after some change in the time, to indicate a return to the original degree of movement.

Tempo a piacere (*tem'poo aa pyaachai'r'ai*), the time at pleasure.

Tempo Commodo (*tem'poo kom'odoo*), at a convenient and moderate speed.

Tempo frettoloso (*tempoo fr'ait'toaloo'soa*), accelerated time.

Tempo giusto (*tem'poo joos'toa*), in exact or strict time.

Tempo ordinario (*tem'poo or'dinaar'ioa*), at an ordinary and moderate rate.

Tempo perduto (*tem'poo per'doo'toa*), a gradual decrease of time.

Tempo primo (*tem'poo pr'ee'moo*), return to the original time.

Tenuto (*tenoo'toa*), held on, the tones sustained for their full time.

Timoroso (*tee'moar'oa'soa*), with timidity, awe.

Tosto (*tos'toa*), swift, soon.

Tranquillo (*tr'ankooeel'loa*), nearly (*tr'ankwil'loa*).

tranquillamente (*tr'ankooeel'lamin'tai*), **tranquillità con** (*koan tr'ankooeel'litaa'*), with tranquillity.

Tremando (*tr'eman'doa*), **tremolando** (*tr'em'oalan'doa*), **tremolato** (*tr'em'oalaa'toa*), **tremolo** (*tr'em'oaloo*), a tremulous effect produced by rapid reiteration of a sound.

Troppo (*tr'opp'poo*), too much; generally preceded by the negative non; as, **adagio non troppo** (*adaajioa non tr'opp'poo*), not too slow.

Tutta, tutte, tutti, tutto (*toot'taa,-ai,-ee,-oa*), all; as, **con tutta forza** (*koan toot'taa for'tsaa*), with all possible force. **Tutti** (*toot'tee*), the entrance of all the instruments after a solo.

Tutta forza con (*koan toot'taa for'tsaa*), with the utmost vehemence; as loud as possible.

Un, uno, una (*oon*, *oo'noa*, *oo'naa*), a, as **un poco** (*oon po'koa*), a little.

Un poco ritenuto (*oon po'koa ree'tenoo'toa*), gradually slower.

Va (*vaa*), goes on; as, **va crescendo** (*vaa kr'ai'shen'doa*), continues to increase in loudness.

Veloce, or con velocità (*velo'chai*, *koan velo'chitaa'*), in a rapid time. Sometimes signifying as rapid as possible.

Velocissimo (*vai'loachees'simoa*), with extreme rapidity.

Vigoroso (*vee'goar'oa'soa*), **vigorosamente** (*vee'goar'oa samain'tai*), boldly, vigourously.

Vivace, vivacamente (*veevaa'chai*, *veevaa'chaimain'tai*), quick and lively.

Vivamente, vivacità con (*veevaamain'tai*, *koan veevaa'chitaa'*) with briskness and animation.

Vivacissimo (*veevaachees'simoa*), with extreme vivacity.

Voce (*voa'chai*), the voice.

Volti subito (*vot'tee soo'bitoo*), turn over quickly.

Volante (*volan'tai*), in a light and rapid manner.

GRADED TIME EXERCISES.

For Pupils preparing for the Elementary Certificate.

1. { d :— | d :d | d :d | d :— | d :d | d :d | d :d | d :— ||

2. { d :d | d :d .d | d :d | d :— | d :d | d .d :d | d :d | d :— ||

3. { d :— | d :d | d :— |— :d | d :d .d | d :d | d :— | d :— }
 { d :— |— :d | d :— | d :d | d :d | d .d :d | d :— |— :— ||

4. { d :— | d :- .d | d :— | d :d | d :d .d | d :d | d :— |— :d }
 { d :— | d :d | d :- .d | d :d | d .d :d | d :d | d :— |— : ||

5. { d :— :d | d :d :d | d :- .d :d | d :— : }
 { d :d :d | d :— :d | d :d :d .d | d :— :— ||

6. { d :d | d :d | d :- .d | d :— |— :d | d :d .d | d :d | d :— | }
 { d :d | d :- .d | d :d | d :d .d | d :d | d .d :d | d :- .d | d :— |— ||

7. { :d |d :— |d : |d :d .d |d :— | :d |d :d .d |d :— | }

{ :d |d :— | :d |d :— | :d |d :d .d |d :d |d : |d ||

8. { :d |d :— :d |d :d :d .d |d :- .d :d |d :— }

{ :d |d :- .d :d |d : :d |d :d :d .d |d :— ||

9. { |d :d |d ,d ,d ,d :d |d :d |d ,d ,d ,d :d }

{ |d :d .d |d ,d ,d ,d :d .d |d :d .d |d :— ||

10. { |d :— :d,d,d,d |d :— :d |d :d .d :d |d :— : }

{ |d :- .d :d |d :— :d .d |d :d,d,d,d :d .d |d :— : }

11. { |d :- :- |d :d :d |d :- :- |d :- :- |d :- :d |d :d :d |d :- :- |d :- :- }

{ |d :- :d |d :- :d |d :- :d |d :- :- |d :d :d |d :- :d |d :- :- |d :- :- }

12. { :d |d :d |d,d,d,d:d .d |d :d .d,d|d̄ :— |d .d,d:d .d |d,d,d,d }
 { :d |d .d,d:d .d |d ||

13. { |d :d .d |d :d |d :d .d,d|d̄ :— |d .,d :d .d |d .,d :d .d }
 { |d :d,d,d,d|d̄ :— |d :d .d |d .,d :d |d :d .d |d,d,d,d:d }
 { |d .,d :d .d |d .,d :d .d |d .d,d:d .d |d :— ||

14. { |d :- :d |d :- :d |d :d :d |d :- :- |d :- :d |d :d :d |d :- :- |d :- :- }
 { |d :d :d |d :- :d |d :d :d |d :- :- |d :d :d |d :- :d |d :- :- |d :- :- ||

15. { |d :- |d :- .d |d :d .d |d :— |d :d .d |d .,d :d .d }
 { |d .d,d:d .d |d :— |d :d |d,d,d,d:d̄ .d |d :d .,d |d : }
 { |d : |d :d .,d |d :d .,d |d :— ||

{ | d^{16.} :— :d ,d | d :d :d ,d | d :d :d ,d | d :— : }

{ | d :- .d :d,d,d,d | d : :d | d :- .d :d ,d | d :— : ||

{ | d^{17.} :d | d :- :d | d :- :d | d :d :d | d :- :d | d :d :d | d :- :- | : : }

{ | d :- :d | d :d :d | d :d :d | d :- :d | d :d :d | d :- :d | d :- :d | d :- :- ||

{ | d^{18.} :- .d :d ,d | d :— :d ,d | d :d :d ,d,d | d : :d }

{ | d :- .d :d ,d | d :— :d | d,d,d,d :d :d ,d | d :— : ||

{ :d^{19.} | d ,d :d ,d ,d ,d | d :- .d | d :d ,d | d }

{ :d ,d | d ,d ,d :d d | d ,d ,d :d ,d | d :d ,d ,d ,d | d ||

{ :d^{20.} | d :— | :d ,d | d :- .d | d : | d ,d :d,d,d | d ,d }

{ :d,d,d | d :d | d :— | :d | :d | :d ,d | d }

{ :d,d,d,d | d :d ,d | d :d ,d | d : | d ||

For Pupils preparing for the Intermediate Certificate.

These exercises are to be sung on *one tone* as well as in tune.No. 1. KEY **G**. M. 72, twice.

{ | d :- :d | d :r :m | r :- :- | s₁ :- :- | m :r :d | m :-r:d | s :- :- | - : : s₁ | }

{ | d :- :d | d :r :m | f :- :m | r :- :s₁ | l₁ :-,t₁:d | t₁ :-,d:r | d :- :- | - :- : : ||

No. 2. KEY **E \flat** . M. 72, twice.

{ | m :m :m | m :r :d | f :- :- | - :m :r | d :- :- | - :t₁ :d | r :- :- | - : : : }

{ | m :r :m | f :- :s | l :- :- | - :s :f | m :-,r:d | m :- :r | d :- :- | - :- : : ||

No. 3. KEY **B \flat** . M. 96, twice.

{ :s₁ | d :- :d | d :t₁ :l₁ | s₁ :- :f₁ | m₁ :- :s₁ | l₁ :-,l₁:l₁ | l₁ :-,t₁:d | t₁ :- :- | - : : }

{ :s₁ | m :- :- | - :r :d | f :- :- | - :m :r | d :t₁ :l₁ | t₁ :- :s₁ | d :- :- | - :- : : ||

No. 4. KEY **D**. M. 66, twice.

{ | s :- :f | m :r :d | l :- :- | s :- :- | f :- :m:r | s :- :f:m | r :- :- | - : : : }

{ | m :- :- | f :- :m | l :s :fe | s :- :s | l :t :d^l | m :- :r | d :- :- | - :- : : ||

No. 5. KEY **A**. M. 80, twice.

{ :s₁ | d :- :d | m :r :d | f :- :- | m :- :r | d :- :t₁,d | r :- :d,r | m :- :- | - : : }

{ :m₁ :f₁ | s₁ :- :- | - :l₁ :t₁ | d :- :- | - :t₁ :d | r :- :s₁ | m :- :r | d :- :- | - :- : : ||

No. 6. KEY **D**. M. 72, twice.

{ :s | s : :s | m :f :s | l :- :- | - : :l | l : :l | r :m :f | s : :d | d : }

{ :d' | t :- :- | - :l :s | f :- :- | - :m :r | m :-f:s | s : :t, | d :- :- | - :- ||

No. 7. KEY **G**. M. 112.

{ | d :s, | d .r :m .f | s :- .f | m : m | r :d | f :m | m :- | r :s }

{ | l :- :s : .s | f :- | m : m | r :d | t, :r | d :- | - : ||

No. 8. KEY **E \flat** . M. 80.

{ :m .r | d :d ,d | d :m | s :- | - : .d' | t :- | d' : .s | fe :- | s }

{ : .d | f :- .m | r :d | t, :- | - : .s | s : .s | m :d | r :- | d ||

No. 9. KEY **C**. M. 72.

{ | d' :s ,s | m :s | d .r :m .f | s : .m | l .l,l:l .l | s :- .s }

{ | d' .d',d':d' .d' | t :- .d' | m' .r',d':t .l | s .f :m .f | m :r ,d | d :- ||

No. 10. KEY **A \flat** . M. 80.

{ | s, :l, .t, | d : .r | m .r,d:r .d,t, | d : .s, | l, :t, .d | r : .m }

{ | f .m,r:m .fe | s : .s, | d :- .t, | l, :- | f .m :r .d | t, :- .m }

{ | m :- .r | d .t,d:l, .r | d :t, | d :- ||

No. 11. KEY F. M. 72.

{ | d : d | d . s₁ : | m :- . r | d :- | s . f, m: r . f | m . r, d: t₁ . r }
 { | d, t₁, d, r: m . d | r : | m : m , m | m . d : | s , l: s . f | m : . d }
 { | r, d, r, m: f . l | s . f, m: r . d | m : r , d | d :- ||

No. 12. KEY E^b. M. 84.

{ | m :- . f | s , s : s . s | m :- . d | l :- | s :- . s | f : f . f | m :- , m | r : }
 { | . s : l . s | d^l :- . d | r : m , m | f : | . r : m . f | s : d | r :- . m | d :- ||

No. 13. KEY G. M. 88.

{ | m , r | d . : d . | d : t₁, d | r :- | : d , r | m :- | - , r: d . t₁ | d : | . s₁: f e, s₁ }
 { | t₁, l₁: s₁ | . d : t₁, d | m , r: d | . s : f . m | r . : d . | t₁ :- l₁, t₁ | d :- | - ||

No. 14. KEY A. M. 66.

{ | s₁ : s₁ . s₁ | m :- :- , r | d : . d : t₁ . d | m , r: r : . d | t₁ :- . }
 { | . d : m₁ . f₁ | s₁ :- . l₁, t₁: d . s₁ | l₁ :- . t₁, d: r . s₁ | m . r : f . m, r: d . t₁ | d :- . ||

No. 15. KEY E^b. M. 72.

{ | s₁ . s₁, s₁: m₁ . s₁ | d : . s₁ | l₁, l₁. l₁, l₁: s₁ . f₁ | m₁ : . s₁ }
 { | d . d , d : t₁, l₁ . s₁ | m , r : d , t₁ . l₁, s₁ | l₁ : t₁ | d :- ||

No. 16. KEY C. M. 96.

{ | d , r | m : d | s :- . m | l, d^l, - : d^l, , r^l | d^l : d , r | m : s | l, s, - : s, m, - | r :- . m | r }
 { | d , r | m : d | s :- . m | l, d^l, - : d^l, , r^l | d^l : l | s :- . s | l, s, - : d | r :- | d ||

No. 17. KEY **E**. M. 104. (A beat for every pulse.)

{ :m, f | s :m :d' | t :- .l :s | f.l :s.f :m .r | m :- :m, f | s :- .l :s .f | m :- }
 { :d | s :m :- .d | t, :- : | s :- .l :s | s : :f | m :- .r :d ,r | m :- }
 { :l | s :d' t :l .s | s :m :d, m | r :- :- | d :- ||

No. 18. KEY **F**. M. 88.

{ :m .r | d :- .d :r .m | f :m :s, f, e, s | l :s :d, t, d | r :- }
 { :s ,f | m :d :s, f, m | l :- :l, t, d | f :- .m :r ,m | d :- ||

No. 19. KEY **D**. M. 80. [Tripletted three-pulse measure—nine-pulse measur.]

{ :m, r | d :- ,m :s, r, f | m : :d' , t | t, l :s :s, r, f :m, r | f :m }
 { : , s | l, r, s :s : , d | f, r, m :m :- ,r, m | s, f, m :m :- ,r | d :- ,r, . }

No. 20. KEY **E^b**. M. 108.

{ :d, r | m :m | m, r :d, m | s :- | - :s ,l | s :f | - :f ,s | f :m | - }
 { :d' | t :l | s :fe | s :- | :d | f ,f :f | :m, f | m :- | r }
 { :s | - :f | - :m | - :f | m :r, d | d :- | t, :- | d :- | - ||

No. 21. KEY **G**. M. 96.

{ | d :s₁ | m :d | s :f, m | r :- ,r | m, m :- ,m | f, f :- ,m | r :m, fe | s :- }
 { | l :l | s, d :- ,m | f :f ,f | m :- | r, r :- ,r | d, s₁ :- ,s₁ | l₁ :t₁ | d :- ||

ADVANCED RHYTHMS,

For pupils preparing for the Matriculation and Advanced Certificates.

For the Time Exercise of the MATRICULATION CERTIFICATE (requirement 2) Nos. 1 to 17 should be practised to *taa* on one tone, also in correct time and tune. They must be sung at the rate marked. The key may be changed when necessary. The test used in the examination is sent from the College and not seen before, but it contains no greater difficulties than these.

For the Time Exercise of the ADVANCED CERTIFICATE (requirement 1) any one of Nos. 18 to 42 is chosen by lot in the examination, and sung on one tone at the rate marked. The candidate also sings to *taa* a test sent by the College to the examiner, and also writes from ear two or three measures of "Elementary Rhythms" sung to him.

1. KEY A. N. 88.

Bishop.

{ : m₁ ,f₁ | s₁ : - .,d : r ,t₁ | t₁,d.- : : d ,r | m : - .m : f ,r }

{ Na - tive land, I'll love thee| ever, Let me| raise the wel-come }

{ | d ,t₁ : t₁ ,d | r : - .t₁ : m ,r | r,d.- : : d ,r ,m | m,s₁,s₁ : t₁ : l₁ }

{ | strain, Mine were| ban - ish'd feet that| never Hop'd to| press thy turf a - }

{ | s₁ : - : s₁ ,t₁ | r : - .m,r : t₁ .s₁ | s₁ ,d : d : m ,r }

{ | gain! Now these| eyes il - lum'd with| glad - ness, As they }

{ | d : - .l₁ : t₁,m.- | l₁ : - : s₁ ,f₁ | m₁ : - .f₁ : s₁ .l₁ }

{ | scan thy beauties | o'er, Ne'er a-| gain shall melt in }

{ | t₁ ,d : d : d ,t₁ | t₁,l₁,f ,r : d : t₁ ,d | d : - : d ,d }

{ | sad - noss, Part - ing| to re - turn no | more. O Bri- }

{ | d : - .s₁ : l₁,d.- | s₁ : - : m₁ ,f₁ | s₁ : - .d : t₁ ,r | r,d.- : - ||

{ | tan - nia! native land, na - tive| land, I'll love thee| ever. ||

J. CURWEN & SONS, 8 & 9 Warwick Lane, E.C. Price One Penny. Where also may be had Elementary Rhythms ($\frac{1}{2}$ d.) and Intermediate Rhythms ($\frac{1}{2}$ d.)

2. KEY D. M. 80.

SAAt-e-ene, TAAsefe.

Bishop.

{ M, f | s M : f , r | M , d : , d, - r | M . d' : l . f | M : r , r | M , f : f . l }
 { There's an | isle | clas'p'd by | waves | in an | em - - | erald | zone, | that | peers | forth from }

{ s . d' : - . l | l . s : - . f, r | d : - . s | M : M , M | s . f : - . f | M . d' : l . , s }
 { o - cean | so | pearl-like | and | fair. | The | breeze | oft | in | mur-murs | a | plaintbringsfrom a- }

{ s : - . s, - s | s , M' : r' . d' | t . l : s , f | M : r , d | d : - . }
 { far, | From my | own | na - tive | isle | and | my | lov - er's | gui - tar. }

3. KEY G. M. 60.

ta-ana-te-ene, taralaterere, tafaterere.

Rossini.

{ M , M : M , M | M, - r, M, - f : s | f s f, M f M : r . s, f | M . r : d . }
 { Here we meet, too | soon to | part, | Here to | leave will | raise a | smart. }

{ M , M : M , M | M, - r, M, - f : s | f s f, M f M : r . s, f | M f M, r M r : d }
 { Here we meet, too | soon to | part, | Here to | leave will | raise a | smart. }

{ M , M : M , M | M, - r, M, - f : s, d' . d' M s | f s f, M f M : r , s | M , d, - : }
 { Here I'll press thee | to my | heart, Where | none has | place a | - | bove thee. }

4. KEY D. M. 72.

TAAte-ene, ta-anatefe.

Bishop.

{ . s, - t | r' , d' : t . d' | s . l, - s : s , se | se . l : t . l }
 { Thy | love, | thy | fate, | dear | youth to | share, | Must | nev - er, | nev - er }

{ s . f : M . r | d : t | M, - f | s . s : s . d' | r' , d' . t , l : l , l }
 { be | my | hap - py | lot. | But | thou may'st | grant this | hum - ble | pray'r, For - }

{ t . t : d' , d' | r' . r' : M' . f' , r' | d' : t, - d' . M' , r' | d' : }
 { get | me | not, | for - | get | me | not, | For | get | me | not. }

5. KEY A. M. 96.

afatefe.

From Handel's "Samson," p. 5.

{ s₁ : d : M | l₁ : - . d, t₁ : d, t₁, l₁ | f, l . s : f, s . M : r, M . d }

{ t₁ : - . r, d : r, d, t₁ | s, t . l : s, l . f : M, f . r | d : - . M, r : M, r . d }

{ f, s . M : f, l . s : l, d' . t | d' : - : - , t . l, s | d' : - : - }

6. KEY F. M. 58.

From *Handel's* "Samson," p. 95.

{ | d : d . r | m : . r | m . r : m . f | s : -,d',t,l | s : -,f,m,f | s : -,d',t,l | }

{ | s : -,f,m,f | s : | f . m : r . m | f . m : r . m | f . m : r . m | f : -,s,f,r | }

{ | m,f,m,d : s,l,s,m | d',t,l : s . f | m : r . ,d | d : - || }

7. KEY F. M. 66.

TAA-efene.

From *Handel's* "Samson," p. 21.

{ : . s | d' : - . tal : ta . l , s | l : - . s , f : s . f , m | f . , r' : d' , r' , t : l t s | }

{ | d' . , t : l , t , s : f , s , m | l : - . s , l : t . , l t | d' . f : m : r . , d | d : - : || }

8. KEY D. M. 84.

From *Handel's* "Samson," p. 35.

{ | s : m . , r : m , r , d | l : t : d' | f : r . , d : r , d , t | m : f . , m f : s | }

{ | d : r . , dr : m | l : - , d , t , d , r , m | f , s , l : f : - . m | m , d , r : m , f , s : l , t , d' | }

{ | t : t : l . , t | s : - . l : f . , s | m , f , s : m : r . d | d : - , m , r : d , r , m | }

{ | r : - , f , m : r , m , f | m : - : - || }

9. KEY F. M. 88.

From *Handel's* "Messiah," p. 65.

{ | . d : d . d | f : . f | m . m : m . m | r . m , f : s | - : f | - : m . f , s | }

{ | l : - . t , l | s : - . l , s | f . m : f | m || }

10. KEY F. M. 88.

From *Handel's* "Messiah," pp. 64, 65.

{ : . s | s . l , t : d' . d' | t . s : | . m : l | . r : s | - . s : f | }

{ | - : m | r : - | d . s : s . s | d' : . d' | t . t : t . t | l . t , d' : r' . r | }

{ | s . l , t : d' | - : t | - . l , s : l . s | fe : s | - : fe | s || }

[Advanced Rhythms.]

11. KEY F. M. 96.

TAI-AA.

From *Handel's* "Jephtha," p. 1.

{ : s : f . m : r . d | t₁ , f e : - . s : - . m | s₁ , m : - . f : - . r | s₁ , r : - . m : - . d | s : . d : t₁ , l₁ | s₁ ||

12. KEY G. M. 104.

From *Mozart's* "Twelfth Mass," p. 66.

{ . l : - . s | f e : s : - . f | m : | . s : - . f | m : | . s : - . f | m : d . d | d : ||

13. KEY B7. M. 72.

From *Handel's* "Acis and Galatea," p. 11.

{ m : - . f | s . r : - . m | f . d : - . r | m . t₁ : - . d | r . l₁ : - . t₁ | d : r . m | f : - . f | m : ||

14. KEY D. M. 116.

From *Handel's* "Samson," p. 9.

{ m' : l : l | l . t : d' . t : l | - . t : d' . t : l | - . t : d' . t : l | f' : t : t | t . d' : r' . d' : t } ||

{ - . d' : r' . d' : t | - . d' : r' . d' : t | r' : m' : f' | m' : r' . d' : t . l | r' : t : - | l : - : s } ||

{ f : s . f : m . f | r : - : s | f . s : f : m | r : - : - ||

15. KEY A. M. 60.

From *Handel's* "Samson," pp. 33, 34.

{ : . s₁ | l₁ . l₁ : - . s₁ , l₁ | t₁ . t₁ : - . l₁ , t₁ | d . d : - . t₁ , d | r , d . t₁ , l₁ : s₁ . f₁ | m₁ ||

16. KEY G. M. 126.

From *Graun's* "Te Deum," p. 9.

{ : . s | s : f . m | s : f . m | l . l , l : l . l | l . s : - . d' | - . t : - . l | - . s : - . l | s : f | m ||

17. KEY D. M. 80.

From *Graun's* "Te Deum," p. 21.

{ m' : r' | - . d e' : r' . m' | f' , m' . r' : - . d' | - . t : d' . r' | m' , r' . d' : - . t | l ||

18. KEY E. M. 60.

From *Graun's* "Te Deum," p. 27.

{ m' : - . r' , r' . d' : r' , d' . d' , t | d' : - : - | - . d e' : - . r' : m' . f' | t : - . t : d' ||

19. KEY A. M. 80.

From *Graun's* "Te Deum," p. 29.

{ : . m | m . d e : r | - . t₁ : d . m | f : - | - . r : m₁ . t | d' . s , l : s | - . f : - . m , r } ||

{ m . s , l : s | - . f : - . m , r | m . f , s : f . s , l | s . l , t : d' . f | m : - | r ||

[Advanced Rhythms.]

20. KEY G. M. 80. From *Handel's* "Acis and Galatea," p. 39.
 { : „t | d' : - „t : d' „r' | s : - .f : m „r | m,f,s : m : r „d | d : - .m : r „d }

{ | r .s : - .r : - „m,f | m .s : - .d : - .r,m | r .s : - .r : - „m,f | m .r : d ||

21. KEY E. M. 66. From *Handel's* "Messiah," p. 3.
 { | s : l | t „r' : r' | - „d'.t , l : s .f | m,r .d : d' }

{ | f,m,r : d' | s,f,m ^{B.t.} : d'f | - „m,r : s .f | m „r : d ||

22. KEY G. M. 72. From *Mozart's* "Twelfth Mass," p. 2.
 { | : .m : f | m.f : - .m : l .s | s.fe : fe : | f „f : m : | r,f,l : d : t | d ||

23. KEY D. M. 84. A. t. From *Handel's* "Samson," p. 34.
 { | d' : d' : t.l | s : - : - | - „f : m „r : m,r,d | r' : - : - | - „d : t,l,l : t,l,l,s | }

{ | f : - .r : r „dr | m : - .d : d „t,d | r : - .t : t,l,l,t | d,r,m : r,m,d : t,d,l | s | : - ||

24. KEY G. M. 80. ^{Fae.} From *Graun's* "Te Deum," p. 35.
 { | s : - | - .d' : t .l | s .l : - .s | s,f „m : f | m „fs : f .m | m .r : ||

25. KEY F. M. 120. From *Haydn's* "Creation," p. 12.
 { : s | d' : - : - | - : l : f | m : f : r | d.m : - .s : - .t }

{ | - .d' : - .t : l .s | f : - „s,m,f : r,m,d,r | t | : r,m : s,f,m,r | d .m : - .s : - .t }

{ | - .d' : - „r' : d',t,l,s | f : .l,s : f,m,r,d | t | : .r,m : f,s,f,s | f : m ||

26. KEY G. M. 50. te-ene. From *Weber's* "Mass in G," p. 32.
 { | m,f : fe .s | .l,t : d' | - : - ,l .f,r | d „m : s | d : ||

27. KEY B7. M. 60.

ta-ene.

From *Handel's* "Messiah," p. 37.

{ : .s₁ | d .,r:m .r,d | s : -,l.s,l | f,-m.f,-s:f,s.f,s | m,r.d : .f }

{ |m,r.d :- .l | s,f.m : .s₁ | l₁,t₁.d : .s | f .m,r : r .,d | d }

28. KEY B7. M. 80.

-aataitee.

From *Handel's* "Jephtha," pp. 17, 18.

{ | f : m .r:m | -,d,r:m,d,r:m | -,f,d:r,m,d:r | -,t₁.d:r,t₁.d:r }

{ | -m,t₁:d,r,t₁:^{F.t.}df | -.t :- .r' :- .f | m,f,s:s : s | -m,f:s,f,m:f,m,r | d }

29. KEY A. M. 60.

taralaterete. ene-fe. a-ana-terete.

From *Handel's* "Samson," p. 33.

{ : d | d : - | - : - | - : - .t₁,l₁,s₁ }

{ | m : -,r.d^st₁,l₁|s₁,l₁,t₁,d^sr:m:f .r | t₁ : - .d | d : - }

30. KEY G. M. 80.

tana-a. tene-e.

From *Graun's* "Te Deum," p. 35.

{ | .lf,-:sm,-fr,- | d : r .,mf|m .lf,-:sm,-fr,- | d : r | d }

31. KEY A. M. 72.

Tanafa-AI.

From *Handel's* "Samson," p. 56.

{ : s | s,r,-:m,d,- | t₁ : .s | s,r,-:m,d,- | l : d | d : d | d : m,r,d,- }

{ | d : m,r,d,- | d^f :- .t | l .s : f .m | r,d,t₁,- : d .f | m : r .,d | d }

[Advanced Rhythms.]

TAAtefene. TAAte-ene. SAAte-ene.

32. KEY E7. M. 30.

From *Handel's* "Samson," p. 42.

{ : .s | m : - .r, d | s : - .f, m | r : d ,t | t | : : }

{ | .l : s .f, m | m ,s : l, s, f, m | r : .m | d : .f | r : .s }

{ | m .d, -t | : d ,l | s : - | - : .f, m | m : .r | d .t | : d .r, m | r ||

33. KEY G. M. 80.

From *Graun's* "Te Deum," p. 35.

{ | s : s | s .l, -ta : l .s | fe .sl, td' : r' | - , d' .t, l : s, f .m, r }

{ | m .fs, lt : d' | : ||

SAAtene-fe.

34. KEY D. M. 66.

From *Handel's* "Jephtha," p. 70.

{ | : d' : - .t, -l | l : - : | .d' : m ,s : fe }

{ | s : : f. G. : sr ,m | f : .mf, s : f .m | r : : ||

Safatefe.

35. KEY E. M. 100.

From *Handel's* "Jephtha," p. 105.

{ | s : s | s : - .m | f : - .s | m .d : m | ,m, r, m : f, m, r, m | r .f : - }

{ | ,f, m, f : s, f, m, f | m .s : - | ,s, f, s : l, s, f, s | f .l : - .r' | r' .d' : d' .t | d' : - ||

TĀI-AAte-ene.

36. KEY D. M. 80.

From *Graun's* "Te Deum," p. 35.

{ | s : - | - .d', -r' : d' .m' | - .t, -d' : t .r' | - .d', -r' : d' .m' }

{ | - .t, -d' : t .r' | d' ,r' m' : r' ||

SAAte-ene. TAAtene-e.

37. KEY G. M. 80.

From *Graun's* "Te Deum," p. 36.

{ | s : - | - .d', -r' : d' .t | .l, -t : l .s | .f, -s : f .m }

{ | r .sr, - : ts, - .r't, - | d' ,t | s ||

[Advanced Rhythms.]

38. KEY D. M. 80. From *Graw's* "Te Deum," p. 35.
 { | .f'r',- : m'd',- .r't,- | d' : r' „m'f|m' .f'r',- : m'd',- .f'r',- | d' |

39. KEY D. M. 84. AA-efene. From *Handel's* "Samson," p. 97.
 { : s | m „rm: m „rm| f „mf: f „mf| s „fs: s „fs| l .f : s .l | t₁ : - .t₁ | d :

To be sung in two parts, the Examiner or some other person taking one part.

40. KEY G. M. 120. From *Handel's* "Dettingen Te Deum," p. 16.
 { | : s | - .f,m : f | f .m,r : m | - .r,d : f }
 { s₁ : - .l₁,t₁ | l₁ : - .t₁,d | t₁ : - .l₁,s₁ | d : - .t₁,l₁ }

{ | f .s : m .r | m : r „d | d }
 { | t₁ .s₁ : d | - : t₁ | d }

In two parts, as above.

41. KEY G. M. 120. From *Handel's* "Dettingen Te Deum," p. 17.
 { | m : - .fe,s | fe : - .se,l | se : - .l,t | m : l .s }
 { | : m | - .r,d : r | - .d,t₁ : m .r | d .t₁ : l₁ }

{ | f .m : r | - .m : d .t₁ | d : t₁ „l₁ | l₁ : - }
 { | l : - .t₁,l | se .m : l | - : se | l : - }

In two parts, as above.

42. KEY B γ . M. 120. From *Handel's* "Dettingen Te Deum," p. 28.
 { : s₁ : d₁ | l₁ : - .s₁ : l₁ .f₁ | r₁ : s₁ : - .f₁ | m₁ : l₁ : - .ta₁ }
 { : m : s₁ | l₁ .d : r : - .l₁ | t₁ .r : m : - .t₁ | d .m : f : - .r }

{ | s₁ .m₁ : l₁ : - .r₁ | s₁ : - .d₁ : d | ^{F. t.} d₁ f₁ .r : m .d : r .t₁ | d : - .m : r .d | t₁ : t₁ }
 { | m : - .d : f | - .r : m : - .d | r_s : - : - | - .m : f : - .m | r : r }

[Advanced Rhythms.]

Elementary Transitions.

These Exercises are intended for students or classes preparing for the Intermediate Certificate.
Requirement 4.

Cadence Transitions to First Sharp Key.

1. KEY F.
 { :s | f :r | m :s | s :fe | s :s | f :r | m :d | d :t₁ | d ||
2.
 { :m | r :s | f :r | m :fe | s :m | r :s | f :r | m :r | d ||
3.
 { :s | m :f | r :s | l :fe | s :r | f :s | m :d | r :t₁ | d ||
4.
 { :d | r :f | m :s | fe :l | s :m | f :l | s :d' | m :r | d ||
5.
 { :d | t₁ :s₁ | d :s | fe :r | s :s | l :f | s :m | r :r | d ||
6.
 { :s | f :m | r :d | r :fe | s :r | m :f | s :m | f :r | d ||
7.
 { :s | f :s | l :m | f :fe | s :s | r :m | f :r | d :t₁ | d ||
8.
 { :m | d :f | m :l | d' :fe | s :s | m :l | s :d | m :r | d ||
9.
 { :d | m :s | d' :l | t :fe | s :m | s :l | f :r | m :t₁ | d ||

Passing Transitions to First Flat Key.

10. KEY D.
 { | m :r | m :d | m :f | s :— | d' :ta | l :s | d' :t | d' :— ||
11.
 { | d' :t | d' :s | m :l | s :— | l :ta | l :t | d' :r' | d' :— ||

Price ONE HALFPENNY. LONDON: J. CURWEN & SONS, 8 & 9, WARWICK LANE, E.C.

12. { s :m | f :l | s :d' | t :— | s :ta | l :s | f :f | m :— |

13. { m :r | f :m | r :fe | s :— | s :f | ta :l | s :t | d' :— ||

14. { d' :t | l :s | f :m | r :— | m :ta | l :s | f :r | d :— ||

15. [With imitation.] { d | r :f | m :f | s :ta | l :t | d' :f | m :r | m :r | d ||

16. [Oscillation.] { s :f | m :l | s :fe | s :— | d' :ta | l :r' | d' :t | d' :— ||

Extended Transitions—Better Method.

17. ^{KEY D.} { d' :s | m :d | m :f | s :— | ^{A.t.}sd :m | s :d | t₁ :r | ^{f.D.*}d_s :— ||

18. { s :f | m :l | s :d' | t :— | ^{A.t.}d'f :r | m :d | d :t₁ | ^{f.D.}d_s :— ||

19. { m :f | s :m | d' :l | s :— | ^{A.t.}lr :m | f :m.r | d :t₁ | ^{f.D.}d_s :— ||

20. { m :s | f :r | m :l | s :— | ^{A.t.}tm :d | f :r | d :t₁ | ^{f.D.}d_s :— ||

21. { d :r | m :f | r :d | s :— | ^{A.t.}rs₁ :d | m :r.d | t₁ :r | ^{f.D.}d_s :— ||

22. { d' :t | l :s | f :f | m :— | ^{A.t.}ml₁ :t₁ | d :m | r :r | ^{f.D.}d_s :— ||

23. { m :d | r :s | f :m | r :— | ^{A.t.}fet₁s₁ | l₁ :r | d :t₁ | ^{f.D.}d_s :— ||

* The return transition is made on the last note so that the Exercise can be repeated or the next one taken without pause.

First Sharp Transitions. shewing Cadential forms of Bass.

24. KEY E. S.B.

{	:d		m	:	s		d'	:	l		s	:	fe		s	:	f		m	:	d		s	:	m		r	:	r		d	
}	:d		s	:	f		m	:	d		r	:	r		s ₁	:	t ₁		d	:	l ₁		t ₁	:	d		f ₁	:	s ₁		d	

25.

{	:m		m	:	r		d	:	m		m	:	fe		s	:	m		f	:	s		l	:	d'		m	:	r		d	
}	:d		d	:	r		m	:	d		l ₁	:	r		s ₁	:	d		l ₁	:	s ₁		f ₁	:	l ₁		s ₁	:	s ₁		d	

26.

{	:m		r	:	f		m	:	s		l	:	fe		s	:	m		f	:	l		s	:	m		f	:	r		d	
}	:d		t ₁	:	s ₁		d	:	t ₁		l ₁	:	l ₁		s ₁	:	d		l ₁	:	f		m	:	d		r	:	s		d	

27.

{	:m		f	:	m		r	:	<u>m.fe</u>		s	:	fe		s	:	f		m	:	d'		t	:	<u>l.s</u>		f	:	f		m	
}	:d		t ₁	:	d		r	:	<u>d</u>		t ₁	:	l ₁		s ₁	:	s ₁		l ₁	:	fe ₁		s ₁	:	<u>l₁</u>		t ₁	:	s ₁		d	

First Flat Key, Imitation, and Oscillation.

28. KEY E.

{	:m		d	:	r		m	:	fe		s	:	—		—	:	m		f	:	s		l	:	t		d'	:	—		—	}
}	:d		m	:	r		d	:	l ₁		s ₁	:	—		—	:	d		l	:	s		f	:	r		d	:	—		—	}

{	:s		d'	:	ta		l	:	l		r'	:	d'		t	:	s		f	:	m		m	:	r		d	:	—		—	
}	:m		m	:	d		f	:	f		fe	:	r		s	:	m		r	:	d		s	:	s ₁		d	:	—		—	

Extended Transitions, without Distinguishing Tone.

29. KEY F.

{	:d		m	:	s		d	:	r		m	:	—		—	:	<u>C.t.</u>		s	:	d'		f'	:	m'		m'		r'		<u>f.F.</u>		d's	:	—		—	
}	:d		d	:	t ₁		m	:	r		d	:	—		—	:	<u>t₁m</u>		r	:	d		s	:	s ₁		d	:	s ₁		<u>d</u>	s ₁	:	—		—		

30.

{	:m		d	:	r		m	:	d		t ₁	:	d		r	:	<u>C.t.</u>		t ₁ m		s	:	d'		m'		r'		<u>f.F.</u>		d's	:	—		—		
}	:d		m	:	r		d	:	m		r	:	d		t ₁	:	<u>s₁d</u>		m	:	d		s	:	s ₁		d	:	s ₁		<u>d</u>	s ₁	:	—		—	

31. KEY F.

{	:m		s	:	f		m	:	r		d	:	—		—	:	<u>C.t.</u>		s	:	d'		d'	:	t		<u>f.F.</u>		d's	:	—		—	
}	:d		t ₁	:	s ₁		l ₁	:	t ₁		d	:	—		—	:	<u>df</u>		m	:	l		s	:	s		<u>d</u>	s ₁	:	—		—		

32.

{	:m		r	:	d		t ₁	:	d		r	:	f		m	:	<u>C.t.</u>		r s		l	:	r'		d'	:	t		<u>f.F.</u>		d's	:	—		—	
}	:d		f	:	m		r	:	d		t ₁	:	s ₁		d	:	<u>t₁m</u>		f	:	r		l	:	s		<u>d</u>	s ₁	:	—		—				

[Elementary Transitions.]

33.												C.t.	f.F.				
{:d	m	:f	s	:m	f	:s	l	:t	m'	f'	:m'	r'	:t	d's	:—	—	
{:d	d	:r	m	:d	l	:s ₁	f ₁	:s ₁ d	t ₁	:d	f	:s	d's ₁	:—	—		

34.												C.t.	f.F.			
{:s	m	:r	d	:m	s	:f	m	:r	s	l.t:d	d'	:t	d's	:—	—	
{:d	d	:r	m	:d	t ₁	:s ₁	d	:t ₁ m	f	:m	r	:s	d's ₁	:—	—	

35.												C.t.	f.F.				
{:m	s	:f	m	:d	m	:r	d	:r	s	m'	r'	d'	:t	d's	:—	—	
{:d	m	:r	d	:m	s	:s ₁	l ₁	:t ₁ m	d	:r	m.f	:s	d's ₁	:—	—		

Sudden Extended Transition and Chromatic fe in Bass.

36. KEY D.												A.t.					
{ d'	:t	l	:s	f	:r	m	:d	d'f	:r	t ₁	:r	s	:f	m	:—	—	}
{ d	:m	f	:m	r	:t ₁	d	:m	fet ₁	:r	s ₁	:f ₁	m ₁	:s ₁	d	:—	—	}

f.D.																	
{ f'd'	:s	m	:ta	l	:s	f	:r	s	:f	m	:r	m	:r	d	:—	—	
{ l ₁ m	:m	d	:m	f	:m	f	:s	m	:l	s	:fe	s	:s ₁	d	:—	—	

Sudden Passing Transition.

37. KEY D.												A.t.	f.D.			
{:s	s	:d'	t	:ta	l	:d'	s	:s'd	t ₁	:d	m	:—	r ^{ds}	:—	—	
{:d	m	:d	r	:m	f	:f	s	:t ₁ m	r	:d	s ₁	:—	s ₁ ^{ds}	:—	—	

Chromatic fe and ta (in Air), and Cadence Transition to First Flat Key in Better Method.

38. KEY D.												A.t.					
{ s	:fe	f	:m	r	:l	s	:—	fet ₁	:d	r	:f	m	:r	d	:—	—	
{ d	:r	s ₁	:l ₁	f ₁	:f ₁	s ₁	:—	r s ₁ m ₁	f ₁	:r ₁	s ₁	:s ₁	d ₁	:—	—		

f.D.				f.G.				D.t.									
{ l ₁ m	:f	s	:l ₁ m	f	:s	m	:—	m ₁ l	:ta	t	:d'	m	:r	d	:—	—	
{ f ₁ d	:r	m	:f ₁ d	l ₁	:t ₁	d	:—	d ₁ f	:m	r	:d	s	:s ₁	d	:—	—	

[Elementary Transitions.]

Intermediate Transitions from the Classics.

Selected from the works of Bach, Handel, Graun, Haydn, Mozart, &c.

These selections are intended to give exercise to classes which are preparing for the study of difficult music, and especially to aid pupils in obtaining the Matriculation or the Advanced Certificates. The keys may be changed to suit the voice.

J. C.

Two Removes.

1. KEY A \flat . B \flat . t.m. *Bach's* "Blessing and Glory," p. 11, 12.

{ s : r : f m . r : d . t ₁ : d	{ l s : r : f m . r : d . t ₁ : d	{ His name is ex - cel - lent,	{ His name is ex - cel - lent.
--	--	----------------------------------	----------------------------------

2. KEY C. d.f. B \flat . "Samson," p. 95.

{ : .m ^l m ^l .m ^l : r ^l .d ^l f ^l :	{ f s ₁ : t ₁ .r f : .r t ₁ .s ₁ : s .r m	{ Je- ho-vah's glo-ry known;	{ Their i-dol gods shall from his presence fly.
--	---	------------------------------	---

3. KEY F. G. t.m. "Jephtha," p. 4.

{ : s s : - : f m : - : r d : - : t ₁ l ₁ : - : l l s : - : f m : - : r d : - : t ₁ l ₁ : -	{ No more to Am - mon's God and King, fierce Mo - loch, shall our cym - bals ring.
---	--

4. KEY D. E. t.m. "Jephtha," p. 4, 5.

{ : r ^l r ^l : - : d ^l t : - : l s : - : f m : - : m ^l m ^l r ^l : - : d ^l t : - : l s : - : f m : -	{ No more to Am - mon's God and King, fierce Mo - loch, shall our cym - bals ring.
--	--

5. KEY C. D. t.m. "Jephtha," p. 92.

{ t : r ^l . t : l . s d ^l . t : d ^l :	{ de ^t : r ^l . t : l . s d ^l . t : d ^l :	{ And their tri - bute,	{ And their tri - bute.
--	--	---------------------------	---------------------------

6. KEY D. "Samson," p. 83, 84.
E. t.m.

{ : r ^l : m ^l d ^l . t : d ^l . l : t . d ^l r ^l . d ^l : r ^l . m ^l : r ^l . d ^l t . l : t ₁ . t : d ^l	{ Rules the world
--	---------------------

{ - : r ^l : d ^l t : t : r ^l s : - : s d ^l : - : -	{ rules the world, rules the world in state.
---	--

Price ONE PENNY. LONDON : J. CURWEN & SONS, 8 & 9, WARWICK LANE, E.C.

7. KEY G.

"Samson," p. 94.
d.f. F.

{	m .m : .m d	:		.d : d .r t ₁ .t ₁ :		t ₁ .d : r .d l ₁ :	:		d r : r .m }
{	Brethren, fare-		well	your kind at-		tendance	now I pray for-		bear, Lest it of-

G. t.m.

{	f	:	.f f .f : f .m d	:	.d m :	.m l :	.l _s f .f : f .m d	:	
{	find	to see me	girt with	friends,	Ex-pect	of	me you'll nothing hear im-		pure.

8. KEY E β .f. A β .

"Acis and Galatea," p. 52.

{	r	:-	.r m	:	f		m .r : s .m d	:	-		s r	:-	.r m	:	f		m .r : s .m }
{	Mur -	m'ring still	his	gen -	tle love,	Mur -	m'ring still	his	gen -	tle							

B β . t.m.

{	d	:-		^m r	:-	.r m	:	f		m .r : s .m d	:	-		-	:	-	
{	love,	Mur -	m'ring still	his	gen -	tle love.											

9. KEY B β .

"Come let us sing," p. 20.

d.f. A β .

{	:		:	m ₁		l ₁	:-		t ₁	:-		d	:	l ₁		f _s	:	f	pre - }
			And	his	hands	form -	ed	and	pre -										

B β . t.m.

{	m	:-		m	:-	.m s	:-		s	:	s ₁		^m r	:-		d	:	t ₁	}
{	par	-	ed	the	dry	land.	For	His	is	the									

f. E β .

{	m	:-		m		f	:-	.f m	:	r		taf ^l	:-		-	:	-	
{	sea,	and	he	hath	fash -	ion'd	it.											

10. KEY F.

"Israel," p. 26.

{	m .r : m		-	.r : m	:	m .r		f .m : r	.d : t ₁ .l ₁ s ₁	:	:	}
{	Mingled with	the hail,	ran a-	long	up -	on the	ground,					

G. t.m.

{	m .d : r		-	.r : r	:	r .d .d		d .t ₁ : l ₁	.s ₁ : f ₁ .d r	:	m .t ₁ : d	}
{	mingled with	the hail,	ran a-	long	up -	on the	ground, mingled with					

{	-	.t ₁ : d	:	m .r		d	:-	.d : t ₁ .d		t ₁	:-	:	
{	the hail,	ran a-	long	up -	on the	ground.							

[Intermediate Transitions.]

11. KEY E.

"Jephtha," p. 15.

{ s : f : - | m : - : s | l : r : - | s.f:m.r:d | d' : r' : m' | l.r':t : - }
 { Take the heart you fond-ly gave; lodged in your breast with }

d. f. D.

{ d' : - : - | - : - : - | f s : f : - | m : - : s | m' : r'.d':t.d' | r' : - : - }
 { mine; Take the heart you fond-ly gave. }

12. KEY B7.

d. f. A7.

"Song of the Bell," p. 36.

{ s₁ | m₁ : d₁ | t₂ : s₂ | d₁ : s₂ | r₁m₁ : l₂ | f₁ : r₁ | r : d | t₁ : m₁ | l₁ }
 { But woe! when burst-ing | un - con - troll'd, The glow-ing me - tals | fierce ex - pand. }

13. KEY B7.

d. f. A7.

"Blessing and Glory," p. 10, 11.

{ d | t₁.d : r .t₁ : l₁.d | r .l₁ : t₁.d : r .t₁ | d^r : - : s | d : - : r }
 { His | won - drous | frame to | raise, Whose glo - rious }

E7. t.

{ d f : - : f | s : - : d' | d'.s : l.t : d'.l | s : - : f | m : - }
 { name a - lone de - serves our | end - less | praise. }

14. KEY E7.

Three Removes.

Haydn's "First Mass," p. 52.

s. d. f. G7.

{ s.s | s : s | : l | s : s | : s | s : - | - : - | - : - | fr : d }
 { He is bless-ed that com-eth, O Lord, in thy }

{ t₁ : - | r : d | t₁ : - .d | r : d | t₁ : - | : | : | : }
 { Ho - - - - - ly | name. }

E7. t. m. l.

{ m s : d' | t : r' | d' : - | s : l | r : - | r.,m : f.,s | f : - | m }
 { He is | bless - ed, is | bless - ed that com - eth. }

15. KEY C.

A. t. m. l.

"Samson," p. 1.

{ .m : t .t | t : .t | t.t : t .d' | r' . : .d' | l d : | .d : d .r }
 { Un-will-ing-ly their super - sti - tion yields this rest; To breathe heav'n's }

{ m : .m | f .r : r .d | l₁ : | : }
 { air; fresh blowing,pure and sweet. }

[Intermediate Transitions.]

16. KEY D. d. f. C. "Jephtha," p. 4.

{ : s | s : - : s | l : - : - | : : : | t | r' : - : r' | r' : - . d' : r' }
 In dis - mal | dance a - round the fur - nace

f. F. s. d. f. A7.

{ m' : - : - | : : | : : : s r | f : - : r | m : - : - | - : - : s m }
 blue, In dis - mal | dance a -

{ f : - : - | m : - : - | m : - : - | d : - : r | m : - }
 round the fur - nace | blue. ||

17. KEY A7.

"Song of the Bell," p. 36.
f. D7.

{ : s | s : d | t₁ : t₁ | f : f | m : - . m t | r' : r' }
 De - signed for | joy and peace, is | made, The toc - sin }

B7. t. m. l.

{ r' f : m | r : r | d : - }
 to re - volt and | crime. ||

18. KEY C.

Macfarren's "May-day," p. 30.31.
A. t. m. l.

{ m' : - | s' : - | f' : - | m' : - | t : - | d' : - | r' : - | - : m s₁ }
 Sport up - on en - chant - ed | ground; A }

{ m : - | - : d. r | m : - | - : d. r | m : d | s : m | l : - | s : }
 joy - - ous, | joy - - ous | throng now comes a - long. ||

19. KEY B7.

"Judas Maccabæus," pp. 98, 99.

{ : | d : d. r | m. m : | m. t₁ : t₁. d | r : | . r : m. f | r. r : | r. r : r. d }
 Come, then, my | daughters, choicest art be - stow, To weave a chaplet for the victor's }

G. t. m. l.

E. t. m. l.

{ l₁ : | . l₁. d : d. r | m : . m | m s : s. l | t : . t | r' : t : l. s | d' : | : }
 brow, And in your | songs for ever be con - fess'd The valour that pre - serv'd. ||

20. KEY F.

Two Removes. More difficult rhythms.

"Jephtha," p. 40.
G. t. m.

{ : f | f . f : s . r | m . m : . t₁. t₁ | m . r : m . t₁ | d : . m r | t₁ . t₁ : l₁ . s₁ }
 He | made a bloody slaughter, and pur - sued the fly - ing foe till | night bad sheathe the }

[Intermediate Transitions.]

{ | d s | .d : m .d | f : .d | f „f : f .m | d }
 { sword, And taste the joys of vic - to - ry and peace. }

21. KEY A

"Jephtha," p. 33.

{ | : s : s .s : s .s | l : m : | f „s : f „m : f „r | s „l : s „f : s „r }
 { In vain they roll their foam - ing tide, }

{ | f „l : s „f : s „f | m : - .m : m .m | m : }
 { their foam - ing tide. }

22. KEY E7.

"Jephtha," p. 61.

{ | : .d | m : .m | t₁ : .t₁ | r .r : r .d | l₁ .l₁ : }
 { Be - gone, my child! Thou hast un - done thy fa - ther. }

F. t. m.

{ | m : .s₁ | m : .s₁ | f .r : .l₁, l₁ | r .r : r .d | l₁ : }
 { Fly be - gone, And leave me to the rack of wild des - pair. }

23. KEY B7.

"Judas Maccabæus," p. 56. C. t. m.

{ | m .d : .s₁ | d : m | s : .m | d .d : .d : d .r | m : .m }
 { Saying, The sword of "God and Gideon." | It was the Lord that }

{ | t .t : r¹ .t | s : .d¹ : m¹ .d¹ | l₁, l₁ : .d¹, t, d¹ | s : | : }
 { for his Is - rael fought, | And this their wonderful salvation wrought. }

24. KEY C.

"Samson," p. 68.

{ | r¹ : .s, s | t „t : r¹ .s | d¹ „d¹ : d¹ | .s : s .l | t .t : t, d¹, r¹, d¹ }
 { Hal' dost thou, then, al - rea - dy sin - gle me? | I thought that labour and thy chain had }

D. t. m.

{ | l .l : ,m .m, m | l₁ .s : s, s .s, l | t „l : l .t | s .s : s, f, s, r }
 { tam'd thee. Had fortune brought me to that field of death, where thou wrought'st wonders with an ass's }

{ | m : ,s, d¹, s¹ | l .l : l, l, t, d¹ | s : }
 { jaw, I'd left thy carcase where the ass lay dead. }

25. KEY C.

D. t. m.

"Israel," p. 133.

{ | s .s : s .s | d¹ .d¹ : .d¹ | d¹ : d¹ .r¹ | m¹, r¹ : ,r¹, d¹, r¹ | t .t : t .d¹, r¹ | s }
 { For the horse of Pharoah went in with his chariots and with his horsemen in - to the sea. }

[Intermediate Transitions.]

26. KEY G7. Three Removes. More difficult Rhythms. "Samson," p. 44, 45.

{ | .t₁ : m .t₁ | d .t₁ : .t₁ | d .t₁ : m .t₁ | r :- .r | r :- .r | r :-
 { | Be - hold thy servant, Thy servant in dis-tress, O God! be - hold,

E7. t.m.l.

{ | .d_m : r .d | t₁ | .l₁ s₁ : d .t₁ | l₁ | r .d .t₁ : m .r .d | f .m .r : s .f .m | r : .l .s
 { | To dust his glo-ry they would tread, To dust his glo-ry they would tread, And

{ | s _____ : f .m | m : .r .d | t₁ :- .t₁ | d : - | :
 { | num - ber | him a - mongst the dead.

27. KEY B7. "Samson," p. 74.

{ | d : d .d | l₁ : .m₁ | l₁ .l₁ : l₁ .t₁ | d : | .d : d .r | t₁ .t₁ :
 { | Here lies the proof: If Da-gon be thy God, With high devo- tion

f. E7.

C. t. m. l.

{ | t₁ .d : r .s₁ | d : .r₁ | f .f : f .m | d : | .d : d .r | m .m : s : l
 { | in-vo - cate his aid, His glo-ry is con-cern'd. Let him dis-solve those magi

{ | t : .t | t .t : l .s | d¹ : .s | d¹ : | .m : f .s | d :
 { | spells that gave our hero strength, Then know whose God is God.

28. KEY B7. G. t.m.l. "Jephtha," p. 31.

{ | : s | r .m : f .m | d : | .d : d .r | m : s : r .m | f .f :
 { | Sound then the last a - larm! And to the field ye sons of Is - rael!

D. t.

{ | f .f : s .r | m : .d | m .m : r .d¹ | t .t : t .d¹ | s : | :
 { | with in-trepid hearts; De-pendent on the might of Israel's God.

29. KEY E. Macfarren's "Christmas," p. 21.

{ | : | m .r : m | r : d | s .m : r .d | f : - .f | s : l | l : r
 { | Taught by great Al - fred, never from your door, will you re - lent - less

s. d. f. G.

{ | f : m .r | d : t₁ | : s_m | t₁ .t₁ : t₁ .t₁ | f : - .m | r .d : d .d | d :
 { | thrust the poor. No tale can to the time more fitt - ing be than one

30. KEY B7. "Samson," p. 43.

{ | : .l₁ | l₁ : - .l₁ | r : - .r₁ | f₁ .f₁ : t₁ .f₁ | m₁ : | .m₁ : m₁ .m₁
 { | His migh - ty griefs, His mighty griefs re-dress, His mighty

[Intermediate Transitions.]

s. d. f. D♭.

{ | l₁ : | .l₁ : l₁ .t₁ | d : - | - : - .d₁ | t .r : f .m | d : }

{ | griefs, His mighty | griefs, His mighty griefs re-dress,

E♭. t. m. F. t. m.

{ | .l₁ : r .m | f .f : f .m | d . | .l₁ : r .m | f .f : f .m | d e : }

{ | Nor by the hea-then be they | told, Nor by the heathen be they told. }

Two and Three Removes. Advanced Rhythms.

31. KEY G. A. t. m. "Jephtha," p. 102.

{ | r : r .m .f : r .m .f | m .r .d : r .d .t₁ : d | m^r : r .m .f : r .m .f | m .r .d : r .d .t₁ : d }

{ | Still I'm of | thee pos - sess'd | Such is kind | heav'n's de - cree. }

32. KEY G. Macfarren's "Christmas," p. 26.
s. d. f. B♭.

{ | s₁ : - .f e₁ s₁ : l₁ t₁ d | m .,d : s : m₁ | f₁ : - .f₁ : s₁ m₁ .,m₁ }

{ | Blood of Dan - ish | war - riors Is | red up - on the }

{ | f₁ : - : .l₁ | l₁ : - .r : d .,l₁ | d .,t₁ : d : }

{ | snow, A - mid | the conqu'ring | Sax - ons. }

33. KEY G♭. "Samson," p. 42, 43.

{ | : .t₁ | d .t₁ : m .t₁ | d .t₁ : .t₁ | d .t₁ : m .t₁ | r : - | - : - }

{ | Be-hold, be-hold Thy | ser-vant, Thy ser-vant in dis- | tress, }

E♭. t. m. l.

{ | - .de_m : r .d | t₁ l₁ s₁ : .d | r .d .t₁ : .m | f .m .r : s .f .m }

{ | Re - turn, re - turn, O | God! Re - turn, O | God of }

{ | r : .l₁ s | s : - .f .m m : .r | s₁ : - .f | m : r .,d | d : - }

{ | hosts! be - hold, be - hold | Thy ser - vant | in | distress. }

34. KEY B♭. Macfarren's "Christmas," p. 22.
G. t. m. l.

{ | : l₁ | l₁ : - .r : d .l₁ | d .,t₁ : d : l₁ | l₁ : - .r : d .l₁ - | m : - : m₁ s₁ .f₁ }

{ | And | breath - ing forth his | sor - rows, Lifts | up his withered | hands: "The }

{ | m₁ : - : s₁ | d : - : d | s₁ : d : - | m : - : - }

{ | heav'n - ly | King who | reigns on | high, }

{ | l : r : m | l₁ : s : - .f | m : r : - | d : - : }

{ | Bless him who | hears the poor man's | cry. }

[Intermediate Transitions.]

35. KEY B \flat . L is G.

Minor Mode.

"As the Hart," p. 8.

{ | : .t₁ | m₁ .,t₁ : t₁ .d | r : se₁.l₁ | t₁ : .t₁,m₁ | r .,r : d .t₁,t₁ }
 My tears have been my meat day and night, While they dai - ly say unto

{ | d : C. t.m. | m₁ .,t : t .l,l | se : | m₁ .,d^l : l .,se | t : - }
 me, | dai - ly say unto me, | Whereis now thy God? |

36. KEY F. L is D.

Rossini's "Stabat Mater," p. 16.

{ | l₁ : - | l₁ : - | l₁ : - .,l₁ | se₁ : m₁ | d : - | - : - | t₁ : - | : }
 Fount of mer - cy free - ly | flow - - - | ing,

s.d.f. A \flat .

{ | d^l l₁ : - | l₁ : - | l₁ : - .,l₁ | se₁ : m₁ | d : - | - : - | t₁ : - | : }
 End - less | streams of love be - | stow - - - | ing.

37. KEY B \flat .

More than Three Removes.

"Song of the Bell," p. 27.

{ | s₁ : - : s₁ | se₁ : - : se₁ | l₁ : - : d | t₁ : - : m₁ | : : | : : }
 Night comes on with sa - ble man - tle,

G. t. m. l.

{ | : : | : : | m₁ s : - : s | l : - : l | t : l : s | d^l s : m }
 Soft - ly sleeps the burgh - er | peace - ful,

r. s. d. f. E \flat .

{ | l : s : f | m : - : - | r : - : r | d : - : d^l | f : - : r | m : - : d }
 With - out dread, soft - ly sleeps the pea - sant | peace - ful,

B \flat . t.

G. t. m. l.

{ | : : | : : | m₁ l₁ : - : t₁ | d : - : de | r : - : re | m₁ s : - : - }
 Guard - ed by the law, and care - }

{ | - : f : r | d : - : d | l : - : l | s : d^l : m | s : f : r | d : - : }
 ful watch - ing e - ver | o'er his lone - ly bed.

[Intermediate Transitions.]

Advanced Transitions from the Classics.

More than Three Removes.

38. KEY E. r.s.d.f. C. "Jephtha," p. 42.

{ | .s :s .s :l .t | d' .d :d' m' .r' :d' .t | d' : : }

Of swift-er flight, of swift-er flight and sub - tler frame,

d.f.Bb.

{ | : : | d' r' :r :m | r : .r :r .r | d : : }

Of swift - er flight and subtler frame.

39. KEY C. Beethoven's "Mass in C," p. 23.
s.d.f. Eb.

{ : .l | t .s :d' .m' | d' .t, d' :r' .s | - .d' :d' | d' : : }

A - - - - - men, A - - - - - men, A - - - - - men, A - - - - - men.

d.f.Db. C. t.m.l.r.s.

{ | d' : | :t | d' :d' | - : - | d' e' r' : - | m' : - | r' : - | d' . }

men, A - men, A - - - - - men, A - - - - - men, A - - - - - men.

40. KEY Ab. Rossini's "Stabat Mater," p. 9.

{ :d .,d | d :t | ,f :f ,f | f :m . | :d .,d | d :t | . :f ,f }

{ When she saw Him, the Lord of glo - ry, All his vis - age marr'd and }

r.s.d.f. Fb.

{ f' l :s . | t :- .t | d' :- .d' | d' e' :- .d' e' | r' :- .r' | r' e' :- .r' e' }

{ go - ry, all His vis - age marr'd and go - ry, Smart - ing }

Ab. t.m.l.r.

{ | m' : - | f' : - | - : m' d' | - .s :f. e. s | l : - .t | l : - .s | d : : }

from the Fa - ther's rod.

41. KEY G. "Creation," p. 42.

{ | : | :s | l :l | s .f :m .r | s : - | m : | f : - | :f | m : }

{ And in his eyes with bright - ness shines The soul, }

l.r.s.d.f. Ab.

{ | m | s e : - | - :s e | l : - | - :f .r | d : - | r : d | d : - | : }

{ the breath and im - - age of his God. }

Price ONE PENNY. J. CURWEN & SONS, 8 & 9, WARWICK LANE, E.C.

42. KEY D.

Graun's "Te Deum," p. 9.

{ s : f . m | s : f . m | l . l : l . l | l . s : s . d | - . t : - . l | - . s : - . l }
 { The | good - ly fel - lowship | of the prophets praise Thee, praise

{ s : f , m , f | m : : | s . d . f . F . | d | l : l , m | f . f : f . f , f | f . m : }
 { Thee, | : | praise Thee, The no - ble army of martyrs

G. t. m.

{ s f . m : | l . s : | d | : t , l , s , f | m : - | r : | }
 { praise Thee, | praise Thee, | praise | Thee, praise | Thee. | }

43. KEY G.

Transitional Modulation. Two Removes.

"Israel," p. 100, 101.

A. t. m.

f. D. L is B.

{ : . s | m : d . d | l , s | : s , s | m : d . d | l , m . : m . m | d | : l . l | s e : m }
 { The | depths were congeal - ed, the | depths were con - geal - ed, the | depths were congeal - ed. | }

44. KEY A.

"Samson," p. 49.

{ d | s : - | - : f . m | r : - | : r | m : - | - : r . d | t | : - | : r }
 { Like | me, | a - verse | to | each | de - light, | She }

{ r : - | - : r | s e : - | - : t | r : - | - : m | d : - | : l }
 { wears | the te - - dious | wid - - ow'd night, | She }

d. f. G.

{ d r : - | - : r | s e : - | - : t | r : - | - : m | d : - | }
 { wears | the te - - dious | wid - - ow'd night. | }

45. KEY B_y.

"Acis and Galatea," p. 15.

{ m : d : l | r : - : - | - : m : f | m : r : d | t , r : d : t , l }
 { Melt - ing | mur - - - | - - - | murs, | last - ing }

C. t. m. L is A.

{ l : - : - | d e t : - : t | d | s : d | r | t : s | m | : - : - }
 { love. | Melt - ing | mur - murs | fill | the | grove. | }

{ f | : l : f | m | : l : d | t : d | : l | s e : - : - }
 { Melt - ing | mur - murs, | last - ing | love. | }

[Advanced Transitions.]

46. KEY F.

G. t. m. L is E.

"Samson," p. 14.

{ m : m . m | l . l : | m . m : m . ba | se : m r | s : | t . t : t . l . l | t . t : t . d }
 { In the warm | sunshine of our prosp'rous | days, friends swarm! | But in the winter of ad-

{ r . r : r | . r : f . m | d : ||
 { ver-si - ty, draw in their | head. ||

47. KEY C. L is A.

"Israel," p. 152.

{ m . ba | se . l : t . d' | r' : - | - : r' | d' : t . l }
 { till Thy peo - ple pass | o - - - - - ver, | which Thou hast }

{ m : - . m | l₁ s₁ . l₁ : t₁ . d | r . m : f . s | l . t : d' . r' | t : - ||
 { pur - chas | ed, till Thy peo - ple pass | o - - - - - ver, O Lord. ||

48. KEY A.

"Israel," p. 128. 129.

d. f. G. L is E.

{ : r . d | t₁ . r : d . t₁ | l₁ : r₁ . r₁ | m₁ : - . m₁ | l₁ : l₁ | l₁ : s₁ | f₁ e₁ s₁ e₁ l₁ }
 { Thy peo - ple | which Thou hast pur - chas - ed, they shall be | still, till Thy }

{ t₁ . d : r . m | f : - | f : m | l₁ : - | - : - | - : - | - : - ||
 { people pass | o - - - - - ver, O Lord. ||

49. KEY D.

"Israel," p. 103.

{ s : d' . r' : m' | d' : - : | s' : m' : d' | s : - : }
 { The en - e - my | said, | I will pur - sue, }

d. f. C. L is A.

{ d' : s : m . r | d_r . m : ba . se : l . t | d' . r' : m' . r' : d' . t | d' : : }
 { I will ov - er - | take, ||

50. KEY A_b.

Transitional Modulation. Three Removes. "St. Paul," p. 21.

{ s : f | m : - . m | m : r . l₁ | t₁ : | : s | f : m | : l }
 { Lord! lay | not this sin to their charge. Lord Je - sus! re - }

pp s.d.f. C_b. L is A_b.

{ l : s . f | m : r | . d₁ : l . l | l . t : d' . d' | - : t . l | se : - . l | l : - ||
 { ceive my spi - rit! | And when he had said this he | fell a - sleep. ||

[Advanced Transitions.]

51. KEY B. L is G.

C. t. m. L is A. "Creation," p. 40, 41.

{ | : t₁ : t₁ . t₁ | d : - . t₁ : d . se | l₁ : det : t . t | d¹ : - . t : d¹ . se }
 But all the work was not com-plete, But all the work was not com-

f. F. L is D.

{ | l : : | : : : l_m | l : - : m | d : - . d : t₁ . l₁ }
 plete, There want - ed | yet that wondrous

D. t. m. l.

{ | m : - : m | l₁ d : m : s | l : - : f | t : - : t | d¹ : - : }
 be - ing, | That grate - ful | should God's pow'r ad - mire.

52. KEY A. L is F.

Haydn's "First Mass," p. 4.

F. t. m. l.

{ | : m | d : m : se | l : l₁ : t₁ | d : l₁ : - | t₁ : - : | r^f : - : m }
 The | works of thine own | hands. | Hide not

{ | r : : r | s : - : f | m : d¹ : t | d¹ : - : d¹ | d¹ }
 | thou thy | face from us, | Hide not | thou thy | face. |

53. KEY F.

Beethoven's "Mass in C," p. 40, 41.

{ | : t₁ | d : - | - : d | r : - | r : r | m : - . m | m : m }
 Re - | joice, re - | joice in the | Lord and mag - ni -

C. t.

{ | f^et : t | t . t : t . t | d¹ : - . d¹ | d¹ : : | : d¹ | d¹ : d¹ . d¹ | t : - | r¹ : r¹ }
 | fy him all ye seed of | Is - ra-el, | How plen - ti - ful, | Lord, is thy

s. d. f. E. L is C.

{ | ma^d | - : t : - | l : l | s : s | f : m | re : - . re | re : m | }
 | good - ness | which thou hast laid up for them that | fear thee.

54. KEY E. L.

Romberg's "Bell," p. 41.

{ | : r | s : - | - : l₁ | f : - | - : s₁ | m : - | - : r | r : d }
 | Its voice | to sor - row it | shall

F. t. m.

{ | d : t₁ | : f | f : m | : r^d | d : t₁ | f : - | - : t₁ | m : . r }
 | lond, it - self | not feel - ing joy | or pain, And

[Advanced Transitions.]

{ $\overline{r.d} : \overline{t_1.l_1} | \overline{m} : \overline{m.m} | \overline{r} : \overline{d} | \overline{t_1} : \overline{l_1} | \overline{se_1} : | \overline{.m} : \overline{se.m} | \overline{l} : \overline{l_1} \}$
 with its va - ry-ing notes at - tend, On life's e-vent - ful,

{ $\overline{d} : \overline{re_1.re_1} | \overline{m_1} : - | - : - | : | : | : | : | \overline{m_1.s_1} : \overline{d.m} \}$
 va - ry-ing scene; | And as its

{ $\overline{s} : - . \overline{m} | \overline{s.f} : \overline{r.t_1} | \overline{r.d} : \overline{.d} | \overline{s} : - . \overline{m} | \overline{l} : - . \overline{s} | \overline{f.s} : \overline{l.t} | \overline{d^1} : - | - : - \parallel$
 tones, which first so clear, Soon fade, and on the ear de - cay.

Transitional Modulation. More difficult Rhythms.

55. KEY E \flat .

"Acis and Galatea," p. 24.

{ $\overline{.t} : \overline{d^1} | - . \overline{r^1} : \overline{t} | \overline{.t} | \overline{d^1} : \overline{s} : \overline{.r^1} | \overline{l} : \overline{f} : \overline{r} : \overline{s} | \overline{m} \overline{.d} : \overline{s} | \}$
 No show'rs to larks so pleasing, Not sunshine to the bee, Not sleep

{ $\overline{-} . \overline{t} : \overline{se} | \overline{.se} | \overline{l} : \overline{l} : \overline{.t} | \overline{m^1} | \overline{f^1} : \overline{r^1} : \overline{t} : \overline{.m^1} | \overline{d^1} : : | : \parallel$
 to toil so eas - ing, As these dear smiles to me.

56. KEY F.

"Israel," p. 16.

{ $\overline{s} | \overline{fe} : \overline{f.f} | \overline{m.f} : \overline{s.l} | \overline{r} : \overline{s} | - : \overline{f} | \overline{f} : \overline{m} : \overline{s} | \overline{l} : \overline{l} : \overline{t} \}$
 They loa - thed, they loa - thed to drink of the ri - ver: He turn - ed their

{ $\overline{d^1} : \overline{s} : \overline{d^1} | \overline{r^1} | - . \overline{d^1} : \overline{t^1} | \overline{d^1} | - . \overline{t} : \overline{l} : \overline{se} | \overline{l} \parallel$
 wa - - - - - ter in - to blood.

57. KEY B \flat . L is G.

"Judas Maccabæus," p. 9.

{ $\overline{r} : \overline{t_1} : \overline{t_1} | \overline{se_1} : \overline{.se_1} | \overline{se_1.se_1} : \overline{l_1} : \overline{t_1} | \overline{d} : \overline{.l_1} | \overline{f_1} : \overline{f_1} : \overline{.m_1} | \overline{r_1} | \overline{se_1.se_1} : \overline{se_1.l_1} \}$
 Wretch - ed in - deed! But let not Ju - dah's race Their ru - in with desponding arms em -

{ $\overline{m_1} : | \overline{l_1} : \overline{s} : \overline{s} | \overline{d^1} : | \overline{s} : \overline{s} : \overline{l} | \overline{t} : \overline{t} : | \overline{t} : \overline{r^1} : \overline{f} \}$
 brace. Dis - tractful doubt and desper - a - tion Ill be - come

{ $\overline{.f} : \overline{l} : \overline{s} | \overline{m} : \overline{m} : | \overline{m} : \overline{m} : \overline{.ba} | \overline{se} : \overline{.m} | \overline{l} : \overline{.l} : \overline{s} | \overline{t} : \overline{s} \}$
 the cho - sen na - tion, Chosen by the Great I AM! The Lord of

{ $\overline{d^1} : | \overline{m} : \overline{.ba} | \overline{se} : \overline{.m} | \overline{l} : \overline{.l} | \overline{d^1} : \overline{l} : \overline{l} : \overline{m} | \overline{f} : \parallel$
 Hosts! who still the same, We trust, will give at - ten - tive ear.

[Advanced Transitions.]

58. KEY E \flat .f. A \flat . L is F.

Haydn's "First Mass," p. 59, 60.

{	d	: -	: d		t _i	, r	: s	:		t _a	, f _i	: -	:	f _i		m _i	, s _e	: t _i	:	}
{	Hal	.	le	-	lu	-	jah.	.		A	-	.	-	men,		A	-	men,	.	}

B \flat . t. m. L is A.

{	l _i	: -	: l _i		s _e	, t _i	: m	:		s _i	, f _i	: -	:	f _i		m _i	, s _e	: t _i	:	}
{	Hal	-	le	-	lu	-	jah.	.		A	-	.	-	men,		A	-	men.	.	}

59. KEY A. L is F \sharp . Beating thrice to the measure.

"Jephtha," p. 49.

{	m	, f	: s	, f	s	:	m		l	:	-	s		f	, m	:	r	, d		t _i	:	l _i		s _e	:	-	l _i		t _i	, l _i	:	t _i	, d _e	}
{	Singing	great	Jeho	-	vah's	praise,	The	ho	-	ly	choir	em	-	ploy,	.	}																		

f. D. L is B.

{	r _i	, s _e	: l	, t		s _e	, b _a	: m	, b _a		s _e	, l	:	t	, d'		r'	, t	:	m'	, r'		d'	:	t	, d'		r'	, m'	:	l		t	:	l	, s _e		l	:	-	}
{	The	ho	-	ly	choir	em	-	ploy.	.	}																															

E. t. m.

{	:		:		:		s	, l	:	t	, d'		r'	:	f		m	:	-		s	, f	:	m	, r		d	:	t _a		l	:	-	}
{	Such	as	on	our	so	-	lemn	days,	Singing	great	Jehovah's	praise.	}																					

60. KEY G.

"Israel," p. 100, 101.

A. t. m.

{	:	.	d		t _i	.	l _i	:	t _i	.	s _i		d	.	d	:	d	.	m		d _e	t _i	.	l _i	:	t _i	.	s _i	}
{	The	wa	-	ters	were	gath	-	er	-	ed,	the	wa	-	ters	were	}													

f. D. L is B.

{	d	.	d	:	d	.	m		d _e	s _e	:	s _e	.	m		l	.	l	:	l	.	d		t _i	.	t _i	:	}
{	gath	-	er	-	ed,	the	wa	-	ters	were	gath	-	er	-	ed	to	-	geth	-	er.	}							

61. KEY E \flat .B \flat . t.

"Acis and Galatea," p. 42.

d. f. A \flat .

{	:	.	s		f	:	r	.	s		m	.	r	, d	:	s _d		-	.	r	:	t _i	, d		d	:	.	r		f	.	r	:	t _i	.	m	}
{	No	show	's	to	larks	so	pleasing,	Not	sun	-	shine	to	the	bee,	Not	sleep	to	toil	so	}																	

E \flat . t. L is C.

{	d	.	t _i	, l _i	:	m _i		-	.	t	:	s _e	.	l		l	}
{	dear	smiles	to	me.	}												

[Advanced Transitions.]

62. KEY D⁷. L is B⁷.

Haydn's "First Mass," p. 21, 22.

{	m' : -	d' : l	se, l : t .		: l	se : t . t d' : l		se : t	d' : l	}
{	Thou,	Lord, art	God a-lone,		al -	migh - ty and e - ver -		last - ing.	A - men.	}

B⁷. t. m. l.

{	m' : -	- : -	m :		:		:		m's : -	m : d . d	}
{	A	-	men,						O	praise ye the	}

{	l ₁ . t ₁ : d . r . m	f	: -	m	: s . f . m r	: - . r	m	: r	d . r : m . fe	s	}
{	Lord	for	e	-	ver.	A	-	men,	A	-	men.

63. KEY F. L is D.

"Israel in Egypt," p. 112.

{	m . r	: d . t ₁	d . t ₁ . l ₁	f . m	: f	: - . m	r . de	: r	: -	}
{	Thou	in	thy	mer	-	-	-	cy		}

G. t. m.

s.d.f. B⁷. L is G.

{	r . r	: m . f	: m _r . d	t ₁	: - . r	: s ₁ . t ₁	d . t ₁ : d	: - . t ₁ s ₁	}
{	hast led	forth	thy	peo	-	ple,	which thou	hast	re -

{	f ₁ . m ₁	: r ₁ . l ₁	: se ₁ . t ₁	l ₁	: -	: se ₁	l ₁	: -	:	}
{	deem	-	-	ed.						}

Transitional Modulation. More than three Removes.

64. KEY A⁷.

"As the hart," p. 28.

{	d	: r	: l	s	: f	m	: -	-	: -	m ^t	: f ^l	m ^l	: r ^l	}
{	From	hence - forth	and	for	ev	-	-	-	-	-	-	-	-	

A⁷. t. L is F.

{	d ^l	: -	-	: t	l	: -	-	: m ^l	se	: m	l	: -	}
{	-	-	-	-	-	-	-	-	-	-	-	-	-

C. t. m. l. r.

{	f ^l	: r ^l	t	: s	d ^l	: -		: d ^l	t	:	f ^l	: -	m ^l	: -		}
{	-	-	-	er -	more.			for	ev	-	er	-	more.			

65. KEY C.

r.s.d.f. A⁷. L is F.

"Song of the Bell," p. 22.

{	s . s	d ^l	: m	f	: r	d	:	d _m . se ₁ : t ₁ . se ₁ l ₁	:	m ₁ . l ₁ : d . l ₁	}
{	All our	art	and	toil	re -	pay.	Should the mould be	wrong,	Or the "gush" too	}	

F. t. m. l.

{	m	:		:		:	m _s	: - . f	m	: - . r	d	: r . m	}
{	strong.						Ah!	per - haps,	while	joy	we		

s.d.f. A⁷.

{	s . fe : f		: r _{t₁} . t ₁	m	: d	l ₁	: - . d	d	: s ₁		:	}
{	cher - ish,		All our	hopes	and	wish - es	per - ish.					

[Advanced Transitions.]

66. KEY D. L is B. "Israel," p. 121.
 { d' : - .d' | d' .d' : d' .d' | d' .t : l | : .t | d' .l : .se | l : .t }
 { All th'inhab-i - tants of Ca - naan shall melt a - way, shall }

{ d' .l : .se | l : | .r' : m' .de | r' : - .d' | t : - .l | l : - }
 { melt a - way, shall melt a - way, shall melt a - way; }

f. G. s. d. f. B7. D. t. m. l. r. B. t. m. l.
 { : d' s | - : s | d' l : - | l : - | fer' : - .r' | r' : - | r' f : - .f | m : - }
 { by the great - ness of Thy arm, of Thy arm. }

67. KEY C. L is A. Rossini's "Stabat Mater," p. 14.
 { l .t : d' .t : l .f | m .d : l : : | d .r : m .f : s .f | m .r : d : }
 { For His peo - ple's sin He suf - fer'd, }

l. r. s. d. f. D7.
 { l .t : d' .t : l .f | m .re : m : - | f m .f : s .l : s .f | m .r : d : - }
 { His own pre - cious life He of - fer'd. }

68. KEY B7. "Come, let us sing," p. 23.
 r. s. d. f. G7. L is E7.
 { d : d : d | d : - .d : r | m : - : | m : - : m | m se : - .l : se .l }
 { As at Mer - i - bah they did, and at Mas - sa in the }

A7. t. m.
 { t : - : r | : det : r | f : - : f | m : f : - .f | f : m .t : d .r }
 { des - ert, Af - ter for - ty years grief at this diso - bedient }

{ d : : l | r : - : d .t | m : d : t .l | r : d : t .f | m : - .d : l }
 { race, I said: 'Tis a peo - ple that do err, and in their hearts re - bel, }

B7. t. m. L is G. f. E7. L is C.
 { : m : m | s : - : sf | m : f : - .f | f : m .t : de .r | dese : : m }
 { Af - ter for - ty years grief at this dis - obedient race, I }

f. A7. L is F. B7. t. m. L is G.
 { l : : l m .m | f : f : m .r | de : - : sf | - : f .f : m .r }
 { said: 'Tis a peo - ple that do err, and in their hearts re - }

{ de : s .s : f .m | r : r : : | m : m : - .l | f : r : }
 { bel, and that of my sta - tutes are still un - mind - ful. }

MINOR MODE PHRASES,

SELECTED FROM WELL-KNOWN COMPOSERS.

For the 5th requirement of the Intermediate Certificate, any one of Nos. 11 to 22, taken by lot must be Sol-faad in correct tune and time. Two attempts allowed. The key may be changed when necessary.

No. 1. KEY G. *L* is *E*.

SIR H. BISHOP.

From "Tis when to sleep."

{ | l₁ : l₁. t₁ | d : r | m : f | t₁ : m | l . l : d | r : m | l₁ : - | : l₁ }
 Still as un-daunt-ed | on we stray, Thro' many a tan - gled | brake, Wo }

{ | m : - . r | d . r | d . t₁ | l₁ : d | t₁ : m | l₁ : t₁ | d : r | m : - | - : - ||
 pause to mark the | si - lent way The | cau - tious trav'l - lers | take. ||

No. 2. KEY B \flat . *L* is *G*.

MENDELSSOHN.

From the "Turkish Drinking Song."

{ | l₁ : m₁ . m₁ | l₁ : m₁ | t₁ : m₁ | t₁ : m₁ . m₁ | d : l₁ . t₁ | d : l₁ . d | m : - | d : }
 Bump not the flask, thou | churl-ish clown, On the board as tho' you would | break it! ||

No. 3. KEY A. *L* is *F*.

W. BOYD.

From a Part-Song.

{ : m . r | d : l₁ | t₁ : m₁ | l₁ : - . t₁ | d : d | r : r | f : f | m : - | - }
 At | Christmas - time, when frost is out, The year is grow - ing | old, }

{ : m₁ | l₁ : - . t₁ | d : r | m : f | m : r | d : t₁ . l₁ | t₁ : se₁ | l₁ : - | - ||
 But | sure - ly, soon as A - pril comes, 'Twill wake and bloom a - gain. ||

No. 4. KEY C. *L* is *A*.

WELSH A.B.

From "The Dawn of Day."

{ : l | l : m | m : d' | d' : - | t : t | l : d' | t : l | l : - | se }
 Sweet Spring a - gain re - | turn - ing, Makes ev - 'ry bo - som | glad, }

{ : l | m : f | r : m | d : r | t₁ : - . d | l : l | d' . t : l . se . l : - | - ||
 The birds are sing - ing | from each spray, 'Tis I a - lone am | sad. ||

PRICE ONE HALFPENNY. LONDON: J. CURWEN & SONS, 8 & 9, WARWICK LANE, E.C.

No. 5. KEY A. Lis F.

J. R. THOMAS. From "There are good fish in the sea."

{ :m .r | d :d | t₁.l₁:t₁.d | l₁ :— | :l₁.t₁ | d .t₁:l₁.t₁ | m₁ :se₁ | l₁ :— | }

{ :m | m .f :m .f | m :l₁ | m :— | :m | m :r .d | t₁ :m | l₁ :— | }

No. 6. KEY D_b. Lis B_b.

WELSH AIR. From "Of noble race was Shenkin."

{ :l .t | d' :t .l | se .l :t .se | l :l₁ | :l₁.t₁ | d .l₁:r .t₁ | m :m | d :l₁ |
From his cave in Snow-don's moun-tains, Hath the pro - phet min - strel spo - ken ; }

{ :l .t | d'.m':r'.d' | t .r':d'.t | l .d':t .l | se :- .m | f .m :f .r | m :se | l :l₁ |
It o - mens great suc - cess in war, Of con - quest the sure to - ken. }

No. 7. KEY C. Lis A.

H. LAHER.

From a Part-Song.

{ :m | l :m | f :m .r | l :m | f :m .r | l :l .se | l :l .t | d' :— | — }
We all must work, it is our lot, Each one must take his part,

{ :m'.r' | d' :d :d' | d'.t | l :l | l .se | l :l .se | l :l .se | :— | — ||
There's no - thing done, There's no - thing won, With - out the earn - est heart. }

No. 8. KEY A. Lis F₂.

O. G. ALLEN.

From a Part-Song.

{ :m | d :— | t₁ :l₁ | t₁ :— | m₁ :m₁ | m :— | r :d | t₁ :— | — }
The sad leaves are dy - ing, the sweet birds have flown,

{ :m₁ | l . :— | t₁ :d | t₁ :se₁ | m₁ :m₁ | d :— | r :d | t₁ :— | — }
O'er ev - 'ry fair blos - som once bloom - ing and bright,

{ :t₁ | m :— | r :d | r :— | d :l₁ | m₁ :— | l₁ :se₁ | l₁ :— | — ||
The frost spi - rit lays her cold fin - gers to - night. }

No. 9 KEY B_b.

HANDEL.

From "Judas."

{ :d .r | m :se₁ | l₁ :t₁.d | r :d .t₁ | d :r .m | f :m .r | m :r .d | t₁ :l₁ | m :— | — ||
Where warlike Ju - - - das | wiolds his right - - - eous sword. }

(Minor Mode Phrases.)

No. 10. KEY F. *Lis D.*

J. R. THOMAS.

From "The Owl."

{ Mourn | not | for the owl, nor his | gloomy | plight; The | owl | hath his share of | good; }

{ Nor | lone-ly the bird, nor his | ghash-ly | mate, They're | each un-to each | a | pride, }

{ Thrice | fond-er, perhaps, since a | strange dark fate | Has | rent them from all be- | side. }

No. 11. KEY B \flat . *Lis G.*

HENRY SMART. From "Good night, thou glorious sun."

{ Veil'd | by | thy cloak of | crim-son | gold, Thy | day's high du - ty | done. }

No. 12. KEY C. *Lis A.*

P. LA TROSE.

From the Tune "Hereford."

{ On | thee a - lone our | spi - rits | stay, While | held in | life's un - le - ven way. }

No. 13. KEY D. *Lis B.*

HANDEL.

From "Jephtha."

{ Or | heav'n, earth, seas | and | sky | In | one | con - fu - sion }

{ lie, | Ere | in | a | daugh - ter's | blood }

No. 14. KEY D. *Lis B.*

HENRY SMART.

From "The Lady of the Lea."

{ Cold with - in | the | gravelics | she, | Sleeping | peace - ful-ly. }

No. 15. KEY D. *Lis B.*

LEVERIDGE.

From "Black-eyed Susan."

{ All in the | downs the | feet was | moor'd, The streamers | wav - ing in the wind, }

{ Does my sweet | William, Does my sweet | Wil - liam | Sail * mong | your | crew? }

(Minor Mode Phrases.)

No. 16. KEY C. Lis A.

HENRY SMART.

From "Now May is here."

{ :l, se | l : t | se, ba : se, l | t : se | m : l, se | l : se ' t : m | d' : - | - ||

No. 17. KEY A. Lis F#.

From the same.

{ :l, | m : - | t, : se, | m, : - | - : m, | ba, : se, l, : t, | d' : - | - ||

No. 18. KEY C. Lis A.

HAYDN.

From "Achieved is the glorious work."

{ | m : m | ba : m | ba : se | l : | l : se | l : s | f : - | m : } ||

{ | l : t | d' : d' | l : t | se : | se : se | l : l | m : - | m : } ||

No. 19. KEY C. Lis A.

HANDEL.

From "Esther."

{ :m | se : m | l : - | se : m | ba : se | l : - | se : l | t : se | d' : - | t } ||
 { For ev - er bless - ed, For ev - er bless - ed, For ev - er bless - ed. }

No. 20. KEY B \flat . Lis G.

J. L. HATTON.

From "Jack Frost."

{ | d : t, | se, | m, | ba : se, | l, : t, | d : r | t, : se, | l, : t, | se, : - } ||

{ | m, : se, | l, : l, | d : t, | t, : l, | m : se, | l, : d | t, : se, | l, : - } ||

No. 21. KEY C. Lis A.

G. A. MACFARREN.

From "The Three Fishers."

{ | m : ba | m : ba | se : l | se : l | t : d' | t : d' | r' : d' | r' : t | l : - | - : - } ||

No. 22. KEY E \flat . Lis C.

HANDEL.

Phrases from "Israel in Egypt."

{ :se | l : m | ba : se | l : f | m : - | l : - | - : se | ba : se | l } ||

{ :se | l, t : d', l | se : - | m : - | : d' | l : se | m m | ba : ba | se } ||

{ :se | l : - | : m | se : ba | m : ba | se : l t | d' : l | se : - | } ||

(Minor Mode Phrases.)

FIRST EXERCISES FOR MIXED VOICES.

TO BE USED AS AN INTRODUCTION TO "ADDITIONAL EXERCISES."

FIRST STEP.

Ex. 1. KEY D.

{	d	:-	m	:-	s	:-	d'	:-	d'	:-	s	:-	m	:-	d	:-	
---	---	----	---	----	---	----	----	----	----	----	---	----	---	----	---	----	--

Ex. 2. KEY E₇. † (*Sopr. and Bass.*) †

{	s	:-	s	:-	m	:-	d	:-	s	:-	s	:-	m	:-	d	:-	m	:-	s	:-	m	:-					
{	d	:-	d	:-	d	:-	d	:-	d	:-	m	:-	s	:-	d	:-	d	:-	d	:-	m	:-	s	:-	d	:-	

Ex. 3. KEY C. †

{	d	:-	m	:-	s	:-	m	:-	d	:-	:-	:-	†	m	:-	s	:-	d'	:-	s	:-	†	m	:-	:-	:-	
{	d	:-	:-	:-	d	:-	m	:-	s	:-	m	:-	d	:-	m	:-	:-	:-	m	:-	s	:-	s	:-	d	:-	

Ex. 4. KEY F. †

{	d	:-	s ₁	:-	m	:-	d	:-	s	:-	:-	:-	†	m	:-	d	:-	m	:-	s	:-	:-	d	:-	:-	
{	:	:-	:	:-	:	:-	d	:-	s ₁	:-	m	:-	d	:-	s	:-	:-	:-	s ₁	:-	:-	d	:-	:-		

Ex. 5. KEY G. †

{	d	:-	s ₁	:-	d	:-	:-	:-	†	s	:-	m	:-	d	:-	s ₁	:-	:-	:-	†	s	:-	m	:-	d	:-	
{	:	:-	:	:-	d	:-	s ₁	:-	d	:-	m	:-	:-	:-	†	s	:-	m	:-	d	:-						

{	s	:-	s	:-	s	:-	m	:-	d	:-	m	:-	s	:-	d	:-	:-	:-	
{	s ₁	:-	:-	:-	†	d	:-	:-	d	:-	s ₁	:-	s ₁	:-	d	:-	:-	:-	

Ex. 6. KEY F. †

{	d	:-	s ₁	:-	d	:-	:-	:-	†	s	:-	m	:-	d	:-	:-	:-	:-	†	s	:-	m	:-	d	:-	:-	
{	:	:-	:	:-	d	:-	s ₁	:-	d	:-	m	:-	d	:-	m	:-	:-	:-	†	s	:-	s	:-	d	:-	:-	

SECOND STEP.

Ex. 7. KEY G. SWELL THE ANTHEM. A.L.C.

{	s ₁	:-	s ₁	:-	d	:-	d	:-	†	m	:-	d	:-	s	:-	:-	d	:-	m	:-	
{	1.Swell	:-	the	:-	an	:-	them,	:-	†	raise	:-	the	:-	song;	:-	:-	Prais	:-	es	:-	†
{	s ₁	:-	s ₁	:-	s ₁	:-	s ₁	:-	†	d	:-	d	:-	t ₁	:-	:-	d	:-	d	:-	
{	m	:-	m	:-	m	:-	m	:-	†	s	:-	m	:-	r	:-	:-	m	:-	s	:-	
{	2.Hark!	:-	the	:-	voice	:-	of	:-	†	na	:-	ture	:-	sings,	:-	:-	Prais	:-	es	:-	†
{	d	:-	d	:-	d	:-	d	:-	†	d	:-	d	:-	s ₁	:-	:-	d	:-	d	:-	

LONDON: J. CURWEN & SONS, 8 & 9, WARWICK LANE, E.C. PRICE 1d.

St. Co. (New).

r	:d	t ₁	:d	r	:—	s ₁	:s ₁	d	.d
to	our	God	be	—	long;	Saints	and	an	— gels †
s ₁	:s ₁	s ₁	:m ₁	s ₁	:—	s ₁	:s ₁	s ₁	:s ₁
s	:m	r	:d	t ₁	:—	m	:m	m	:m
to	the	King	of	Kings!		Let	us	join	† the
t ₁	:d	s ₁	:s ₁	s ₁	:—	d	:d	d	:d

m	:d	r	:—	s	:s	s	:m	r	:r	d	:—
join	to	sing		Prais	— es †	to	the	heav'n	— ly	King.	
d	:d	t ₁	:—	t ₁	:t ₁	d	:d	d	:t ₁	d	:—
s	:m	s	:—	r	:r	m	:s	s	:s	m	:—
chor	— al	song,		And	the	grate	— ful	notes	† pro	— long.	
d	:d	s ₁	:—	s ₁	:s ₁	d	:d	s ₁	:s ₁	d ₁	:—

SWEET SUMMER-TIME.

Ex. 8. KEY C.

A.L.C.

s	.m	:m	d ¹	.s	:s	t	.d ¹	:r ¹	.t	d ¹	.r ¹	:m ¹	s	.m	:m
1. Summer-time,			Summer-time,			Mer-ry,	mer-ry	Summer-time;			Gai-ly	sing,			
m	.d	:d	m	.m	:m	s	.m	:s	.s	s	.s	:s	m	.d	:d
2. Summer-time,			Summer-time,			Mer-ry,	mer-ry	Summer-time;			Sing a	— gain,			
d ¹	.s	:s	s	.d ¹	:d ¹	r ¹	.d ¹	:t	.r ¹	m ¹ *	.r ¹	:d ¹	d ¹	.s	:s
3. Summer-time,			Summer-time,			Mer-ry,	mer-ry	Summer-time;			Sing a	— gain,			
d	.d	:d	d	.d	:d	s	.s	:s	.s	d	.d	:d	d	.d	:d

d ¹	.s	:s	m ¹	.m ¹	:m ¹	r ¹	d ¹	:—	t	.r ¹	:t	.s	d ¹	.m ¹	:s
gai-ly	sing,		'Tis sweet Summer-	time.		Brightly	now the	sun's	gay	beam,					
m	.m	:m	s	.s	:s	.s	m	:—	s	.s	:s	.s	s	.s	:s
sing a	— gain,		'Tis sweet Summer-	time.		Sweetly	scent-ed	is	the	air,					
s	.d ¹	:d ¹	d ¹	.d ¹	:d ¹	.t	d ¹	:—	r ¹	.t	:r ¹	.t	d ¹	.d ¹	:t
sing a	— gain,		'Tis sweet Summer-	time.		Now	the	birds	on	ev	— 'ry	tree,			
d	.d	:d	d	.m	:s	.s	d	:—	s	.s	:s	.s	m	.d	:s

t	.r ¹	:t	.s	d ¹	.m ¹	:s	s	.m	:m	d ¹	.s	:s	m ¹	.m ¹	:r ¹	d ¹	:—	
Glances	o'er	the	crys-tal	stream,	Summer-time,	Summer-time,	'Tis sweet Summer	—time.										
s	.s	:s	s	.s	:s	m	.d	:d	m	.m	:m	s	.s	:s	.s	m	:—	
Beauteous	flow'rs	bloom	ev	— 'ry	— where,	Summer-time,	Summer-time,	'Tis sweet Summer	—time.									
r ¹	.t	:r ¹	.t	d ¹	.d ¹	:t	d ¹	.s	:s	s	.d ¹	:d ¹	d ¹	.d ¹	:d ¹	.t	d ¹	:—
Warble	their	sweet	mel	— o	— dy,	Summer-time,	Summer-time,	'Tis sweet Summer	—time.									
s	.s	:s	.s	.d	:s	d	.d	:d	d	.d	:d	d	.m	:s	.s	d	:—	

* In marking the Tenor Registers (as p. 68), study the optional tones (pp. 32, 110), the phrasing *St. Co. (New)*. (pp. 69, 70, 98), and the need for piano or forte in each case.

MUSIC IN THE VALLEY.

Ex. 9. KEY A \flat .

A. L. C.

d :s ₁	d :r	m :—	r :—	d :s	d :r	m :—	— :—
1. Mu - sic	in the	val -	ley,	Mu - sic	on the	hill,	
s ₁ :s ₁	s ₁ :s ₁	s ₁ :—	s ₁ :—	m ₁ :m ₁	s ₁ :s ₁	s ₁ :—	— :—
2. Mu - sic	by the	fire -	side,	Mu - sic	in the	hall,	
m :m	m :r	d :—	t ₁ :—	d :d	d :t ₁	d :—	— :—
3. Sing with	joy - ful	voi -	ces,	Friends and	lov'd ones	dear;	
d :d	d :d	d :—	s ₁ :—	d ₁ :d ₁	m ₁ :s ₁	d :—	— :—

r :r	r :s	m :—	d :—	t ₁ :d	r :t ₁	d :—	— :—
Mu - sic	in the	wood -	land,	Mu - sic	in the	rill;	
t ₁ :t ₁	t ₁ :t ₁	d :—	s ₁ :—	s ₁ :m ₁	s ₁ :s ₁	s ₁ :—	— :—
Mu - sic	in the	school -	room,	Mu - sic	for us	all;	
s :s	s :s	s :—	m :—	r :d	t ₁ :r	m :—	— :—
Dis - cord	and vex -	a -	tion,	Ne'er shall	en - ter	here,	
s ₁ :s ₁	s ₁ :s ₁	d :—	d :—	s ₁ :s ₁	s ₁ :s ₁	d ₁ :—	— :—

s :m	d :m	s :—	m :—	r :t ₁	s ₁ :t ₁	r :—	— :—
Mu - sic	on the	moun -	tain,	Mu - sic	in the	air,	
d :d	d :d	d :—	s ₁ :—	s ₁ :s ₁	s ₁ :s ₁	s ₁ :—	— :—
Mu - sic	in our	sor -	row,	Mu - sic	in our	care,	
m :s	m :r	m :—	d :—	t ₁ :r	t ₁ :r	t ₁ :—	— :—
Join the	hap - py	cho -	rus	Of all	na -	ture	fair,
d :d	d :d	d :—	d :—	s ₁ :s ₁	s ₁ :s ₁	s ₁ :—	— :—

d :s ₁	d :r	m :—	d :—	t ₁ :d	r :t ₁	d :—	— :—
Mu - sic	in the	true	heart,	Mu - sic	ev - 'ry -	where.	
m ₁ :m ₁	s ₁ :s ₁	s ₁ :—	s ₁ :—	s ₁ :m ₁	s ₁ :s ₁	m ₁ :—	— :—
Mu - sic	in our	glad -	ness,	Mu - sic	ev - 'ry -	where.	
d :d	d :t ₁	d :—	m :—	r :d	t ₁ :r	d :—	— :—
Swell the	glo - rious	an -	them,	Mu - sic's	ev - 'ry -	where.	
d ₁ :d ₁	m ₁ :s ₁	d :—	d :—	s ₁ :s ₁	s ₁ :s ₁	d ₁ :—	— :—

HIGHER, HIGHER WILL WE CLIMB.

Ex. 10. KEY D.

A.L.C.

s :s d' :d'	m' :- .r' d' :-	s :m s :d'	d' :t :
1.Higher, high - er †	will we climb †	Up the mount of	glo - ry,
m :m m :m	s :- .s m :-	m :d m :m	m :r :
2.On - ward, on - ward †	may we press †	Through the path of	du - ty;
d' :d' s :s	d' :- .t d' :-	d' :s d' :s	s :s :
3.Clos - er, clos - er, †	let us knit †	Hearts and hands to -	ge - ther,
d :d d :d	d :s ₁ d :-	d :- .d d :m	s :s :

s :s d' :d'	m' :- .r' d' :-	s :m s :d'	d' :t :
That our names † may	live thro' time, †	In our coun - try's	sto - ry;
m :m m :m	s :- .s m :-	m :d m :m	m :r :
Vir - tue is true	hap - pi - ness, †	Ex - cel - lence, true	beau - ty:
d' :d' s :s	d' :- .t d' :-	d' :s d' :s	s :s :
Where our fire - side -	com - forts sit, †	In the wild - est	wea - ther;—
d :d d :d	d :s ₁ d :-	d :- .d d :m	s :s :

r :- .m r :r	r :- .m s :	s :- .m s :d'	d' :- .t t :
Hap - py, † when her	wel - fare calls,	He who conquers, †	he who falls,
t ₁ :d s ₁ :t ₁	t ₁ :d r :	m :- .d m :m	m :- .r r :
Minds are of ce -	les - tial birth,	Make we then † a	heav'n of earth,
s :- .s s :s	s :- .s s :	d' :- .d' d' :s	s :- .s s :
O, they wan - der	wide † who roam	For the joys of	life † from home,
s ₁ :d t ₁ :s ₁	s ₁ :d t ₁ :	d :- .d d :m	s :- .s s :

d' :s m :d	d' :— d' :d'	d' :t m' :r'	d' :— — :
1.He who con - quers,	he who	con - quers, he who	falls.
2.Make we then a	heav'n, make we	then a heav'n of	earth.
3.For the joys of	life, for the	joys of life from	home.
d :s m :d	m' :— m :m	m :r s :s	m :— — :
: :	d' :s m :d	s :— d' :t	d' :— — :
	1.He who con - quers,	he who	falls.
	2.Make we then a	heav'n of	earth.
	3.For the joys of	life from	home.
: :	d' :s m :d	s :— s ₁ :—	d' :— — :

HEAVEN IS MY HOME.

Ex. 11. KEY A_p.

A.L.C.

s ₁ :d :t ₁	d :- .r :M	s :M :d	r :- :-
1. I'm but a	stran - ger here,	Heaven is my	home;
s ₁ :s ₁ :s ₁	s ₁ :- .s ₁ :s ₁	s ₁ :M ₁ :d	s ₁ :- :-
2. What though the	tempests rage?	Heaven is my	home;
M :M :r	d :- .t ₁ :d	s :M :d	t ₁ :- :-
3. There at my	Sav - iour's side,	Heaven is my	home;
d :d :s ₁	M ₁ :- .s ₁ :d ₁	s ₁ :M ₁ :d ₁	s ₁ :- :-
4. There-fore I	mur - murnot,	Heaven is my	home;

s ₁ :d :t ₁	d :- .r :M	s :M :d	s ₁ :- :-
Earth is a	de - sert drear,	Heaven is my	home,
M ₁ :s ₁ :s ₁	s ₁ :- .s ₁ :s ₁	s :M :d	s ₁ :- :-
Short is my	pil - grimage,	Heaven is my	home;
d :M :r	d :- .t ₁ :d	s :M :d	s ₁ :- :-
I shall be	glo - ri - fied,	Heaven is my	home;
d :d :s ₁	M ₁ :- .s ₁ :d ₁	s ₁ :M ₁ :d ₁	s ₁ :- :-
What - e'er my	earth - ly lot,	Heaven is my	home;

d :d :d	t ₁ :- .d :r	r :r :r	d :- .r :M
Dan - ger and	sor - row stand	Round me on	ev - 'ry hand;
s ₁ :s ₁ :s ₁	s ₁ :- .M ₁ :s ₁	t ₁ :t ₁ :t ₁	d :- .t ₁ :d
And time's wild	win - try blast	Soon will be	o - ver - past:
M :M :M	r :- .d :t ₁	s :s :s	M :- .r :d
There are the	good and blest,	Those I loved	most and best;
d :d :d	s ₁ :- .s ₁ :s ₁	s ₁ :s ₁ :s ₁	d :- .s ₁ :d
And I shall	sure - ly stand	There at my	Lord's right hand;

s :M :d	r :- .M :r	d :M :r	d :- :-
Heaven is my	Fa - ther-land,	Heaven is my	home.
d :d :d	t ₁ :- .d :s ₁	M ₁ :s ₁ :s ₁	M ₁ :- :-
I shall reach	home at last,	Heaven is my	home.
M :s :M	r :- .d :t ₁	d :d :t ₁	d :- :-
And there I,	too, shall rest,	Heaven is my	home.
d :d :d	s ₁ :- .s ₁ :s ₁	d :s ₁ :s ₁	d ₁ :- :-
Heaven is my	Fa - ther-land,	Heaven is my	home.

St. Co. (New.)

SWEETEST, FAIREST.

Ex. 12. KEY F.

A.L.C.

:		:	:		:	s	:-		m	:s	r	:-	:-	:								
1.Sweet - est, fair - est,	†	best	of	pla - ces, Is	home,	sweet			home;													
d	:-	.r		d	:s ₁	m	:-	.r		r	:d	.d	d	:-		d	:-		d	:-	:-	:
:		:	:	:	:	m	:-		s	:-	s	:-	:-	:								
2. There the dear ones	†	wait	to	meet me, At	home,	sweet			home;													
:		:	:	:	d	:-		d	:m	s	:-	:-	:									

:		:	:	:	:	m	:-		m	:r	d	:-	:-	:								
There are dear	†	fa -	mi -	liar fa - ces, At	home,	sweet			home;													
d	:-	.r		m	:r	d	:-	.t ₁		d	:s ₁	s ₁	d	:-		d	:-		d	:-	:-	:
:		:	:	:	:	s	:-		s	:-	m	:-	:-	:								
Tried and true hearts	†	long	to	greet me, At	home,	sweet			home;													
:		:	:	:	d	:-		s ₁	:-	d	:-	:-	:									

r	:-	.r		r	:d	t ₁	:-	.d		r	:-	m	:-	.m		m	:r	d	:-	.r		m	:-
Oth - er skies	†	as	clear	may be,	Oth - er lands	†	as	fair	to	see,													
s ₁	:-	.s ₁		s ₁	:s ₁	s ₁	:-	.m ₁		s ₁	:-	s ₁	:-	.s ₁		s ₁	:t ₁	d	:-	.d		d	:-
t ₁	:-	.t ₁		t ₁	:d	r	:-	.d		t ₁	:-	d	:-	.d		d	:r	m	:-	.s		s	:-
Friend - ship's hand	†	I	oft	have	press'd,	Hap - py	thoughts	†	oft	fill	my	breast,											
s ₁	:-	.s ₁		s ₁	:m ₁	s ₁	:-	.s ₁		s ₁	:-	d	:-	.d		d	:s ₁	d	:-	.d		d	:-

s	:-	.m		d'	:m	m	:-	.r		r	:d	s	:-		m	:s
None can be	†	so	dear	to	me	†	As	home,	sweet							
d	:-	.d		m	:d	d	:-	.t ₁		t ₁	:d	d	:-		d	:-
m	:-	.s		s	:s	s	:-	.s		s	:m	m	:-		s	:-
Yet I long	†	a -	gain	to	rest	†	At	home,	sweet							
d	:-	.d		d	:d	s ₁	:-	.s ₁		s ₁	:d	d	:-		d	:m

r	:-	:-	:	m	:-		m	:r	d	:-	:-	:
home,				Home,	sweet			home.				
t ₁	:-	:-	:	d	:-		d	:t ₁	d	:-	:-	:
s	:-	:-	:	s	:-		s	:-	m	:-	:-	:
home,				Home,	sweet			home.				
s	:-	:-	:	d	:-		s ₁	:-	d	:-	:-	:

St. Co. (New).

MAY IS COMING.

Ex. 13. KEY G.

A.L.C.

1. Coming thro' clouds † and	d :d :d r :- :r	m :- :- r :- :-	d :d :d t ₁ :- :d
	d :d :d t ₁ :- :t ₁	d :- :- t ₁ :- :-	s ₁ :s ₁ :s ₁ s ₁ :- :m ₁
2. Coming † a morn of	m :m :m s :- :s	s :- :- s :- :-	m :m :m r :- :d
	d :d :d s ₁ :- :s ₁	d :- :- s ₁ :- :-	d :d :d s ₁ :- :s ₁

rain,	r :- :- r :- :-	s ₁ :t ₁ :r s :- :m	m :- :- r :- :-
	s ₁ :- :- r :- :-	s ₁ :s ₁ :s ₁ s ₁ :- :d	d :- :- t ₁ :- :-
rest,	t ₁ :- :- r :- :-	s ₁ :t ₁ :r s :- :s	s :- :- s :- :-
	s ₁ :- :- r :- :-	s ₁ :s ₁ :s ₁ s ₁ :- :d	s ₁ :- :- s ₁ :- :-

Hast'ning to us a - gain;	d :d :d m :- :r	d :- :- r :- :-	r :r :r r :- :d
	d :d :d d :- :t ₁	d :- :- r :- :-	t ₁ :t ₁ :t ₁ t ₁ :- :d
Break thro' the cloud - ed west;	m :m :m s :- :s	m :- :- r :- :-	:
	d :d :d s ₁ :- :s ₁	d ₁ :- :- r :- :-	Star of the dark - est

hour—	t ₁ :- :- r :- :-	m :m :m m :- :r	d :- :- r :- :-	s :s :s
	s ₁ :- :- r :- :-	d :d :d d :- :t ₁	d :- :- r :- :-	m :m :m
hour,	:	:	:	s :s :s
	:	Beaming with death - less ray—	:	d :d :d

tem - pests low - er,	s :- :m	m :- :-	r :- :-	d :d :d m :- :r	d :- :- r :- :-
	m :- :d	d :- :-	t ₁ :- :-	d :d :d d :- :t ₁	d :- :- r :- :-
tem - pests low - er,	s :- :s	s :- :-	s :- :-	m :m :m s :- :s	m :- :- r :- :-
	d :- :d	s ₁ :- :-	s ₁ :- :-	d :d :d s ₁ :- :s ₁	d ₁ :- :- r :- :-

THIRD STEP.*

Ex. 14. KEY F.

BRAILSFORD.

Ex. 15. KEY A.

NARES.

$\left\{ \begin{array}{l} \widehat{m} \quad m : f \quad s : - \quad \widehat{s} \quad f : m \quad r : r \quad m : - \\ d \quad d : d \quad t_1 : - \quad d \quad t_1 : d \quad d : t_1 \quad d : - \\ s \quad s : d \quad r : - \quad m \quad f : s \quad l : s \quad s : - \\ d \quad d : l_1 \quad s_1 : - \quad m \quad r : d \quad f_1 : s_1 \quad d : - \end{array} \right\}$	$\left\{ \begin{array}{l} \widehat{m} \quad f : r \quad t_1 : - \quad \widehat{d} \quad l_1 : f \quad m : r \quad d : - \\ s_1 \quad l_1 : l_1 \quad s_1 : - \quad s_1 \quad f_1 : l_1 \quad s_1 : f_1 \quad m_1 : - \\ d \quad d : f \quad r : - \quad d \quad d : d \quad d : t_1 \quad d : - \\ d \quad l_1 : f_1 \quad s_1 : - \quad m_1 \quad f_1 : r_1 \quad s_1 : s_1 \quad d_1 : - \end{array} \right\}$
--	--

Ex. 16. KEY G.

GREGORIAN.

Ex. 17. KEY G.

J.S.S.

$\left\{ \begin{array}{l} \widehat{d} \quad m : r \quad d : - \quad \widehat{r} \quad m : f \quad m : r \quad d : - \\ s_1 \quad d : t_1 \quad l_1 : - \quad t_1 \quad d : d \quad d : t_1 \quad d : - \\ m \quad s : f \quad m : - \quad s \quad s : l \quad s : f \quad m : - \\ d \quad d : s_1 \quad l_1 : - \quad s_1 \quad d : f_1 \quad s_1 : s_1 \quad d_1 : - \end{array} \right\}$	$\left\{ \begin{array}{l} \widehat{m} \quad f : m \quad l : - \quad \widehat{f} \quad m : r \quad d : t_1 \quad d : - \\ d \quad r : d \quad d : - \quad l_1 \quad s_1 : f_1 \quad m_1 : f_1 \quad m_1 : - \\ s \quad s : s \quad f : - \quad d \quad d : t_1 \quad d : r \quad d : - \\ d \quad t_1 : d \quad f_1 : - \quad f_1 \quad s_1 : s_1 \quad s_1 : s_1 \quad d : - \end{array} \right\}$
--	--

FOURTH STEP.†

Ex. 18. KEY F.

E. J. HOPKINS.

$\left\{ \begin{array}{l} \widehat{s} \quad m : l \quad s : - \quad \widehat{s} \quad d : m \quad r : d \quad d : t_1 \\ d \quad d : d \quad d : - \quad t_1 \quad d : d \quad l_1 : s_1 \quad s_1 : - \\ m \quad s : f \quad m : - \quad r \quad d : s \quad f : m \quad m : r \\ d \quad d : f_1 \quad d : - \quad s_1 \quad l_1 : m_1 \quad f_1 : d \quad s_1 : - \end{array} \right\}$	$\left\{ \begin{array}{l} \widehat{s} \quad m : l \quad s : - \quad \widehat{s} \quad d : m \quad r : r \quad d : - \\ t_1 \quad d : d \quad t_1 : - \quad d \quad l_1 : d \quad d : t_1 \quad d : - \\ s \quad s : fe \quad s : - \quad s \quad m : s \quad l : s.f \quad m : - \\ m_1 \quad l_1 : r_1 \quad s_1 : - \quad m_1 \quad l_1 : s_1 \quad f_1 : s_1 \quad d : - \end{array} \right\}$
--	---

Ex. 19. KEY E_b.B_b.t.f.E_b.

G.O.

$\left\{ \begin{array}{l} \widehat{m} \quad l : s \quad f : - \quad \widehat{s} \widehat{d} \quad l_1 : t_1 \quad d : r \quad m : - \\ d \quad r : m \quad d : - \quad r \quad s_1 \quad l_1 : f_1 \quad s_1 : s_1 \quad s_1 : - \\ s \quad f : m \quad f : - \quad r \quad s_1 \quad d : r \quad d : t_1 \quad d : - \\ d \quad t_1 : d \quad l_1 : - \quad t_1 \quad m_1 \quad f_1 : r_1 \quad m_1 : s_1 \quad d : - \end{array} \right\}$	$\left\{ \begin{array}{l} \widehat{r} \quad d : t_1 \quad d : - \quad l_1 \widehat{m} \quad l : s \quad f : r \quad d : - \\ s_1 \quad s_1 : s_1 \quad s_1 : - \quad f \quad d \quad r : m \quad d : t_1 \quad d : - \\ t_1 \quad d : r \quad m : - \quad d \quad s \quad f : m \quad l : s.f \quad m : - \\ s \quad f_1 \quad m_1 : r_1 \quad d_1 : - \quad f \quad d \quad t_1 : d \quad f_1 : s_1 \quad d : - \end{array} \right\}$
--	--

Ex. 20. KEY F.

DR. CHIPP.

Ex. 21. KEY G.

G.O.

$\left\{ \begin{array}{l} \widehat{d} \quad m : r \quad d : - \quad \widehat{l} \quad s : f \quad m : r \quad d : - \\ s_1 \quad d : t_1 \quad l_1 : - \quad d \quad d : d \quad d : t_1 \quad d : - \\ m \quad s : f \quad m : - \quad f \quad ta : l \quad s : f \quad m : - \\ d \quad d : s_1 \quad l_1 : - \quad f_1 \quad m_1 : f_1 \quad s_1 : s_1 \quad d : - \end{array} \right\}$	$\left\{ \begin{array}{l} \widehat{m} \quad r : r \quad s : - \quad \widehat{m} \quad f : s \quad r : r \quad d : - \\ d \quad t_1 : t_1 \quad d : - \quad d \quad d : d \quad d : t_1 \quad d : - \\ s \quad s : s \quad s : - \quad s \quad d : d \quad f : r \quad m : - \\ d \quad s_1 : f_1 \quad m_1 : - \quad ta \quad l_1 : m_1 \quad f_1 : s_1 \quad d : - \end{array} \right\}$
---	---

* To be introduced before page 1 of "Additional Exercises."

† To be introduced before page 12 of "Additional Exercises."

ADDITIONAL EXERCISES, PART I.

NOTE.—In teaching to sing, these exercises should be preceded by at least a selection from the Exercises of the 1st, 2nd, and 3rd steps in "Standard Course," or by the "First Exercises for Mixed Voices." And before the Ex. on p. 12 is commenced, either the St. Co. Ex. of the Fourth Step, or those on the last page of "First Exercises," &c., should be introduced. For style of singing see "Hints on the Tunes."

Words by **GOD SPEED THE RIGHT.** Music from the
W. E. Hickson. By permission. *German.*
 KEY D. M. 66.

1. Now to heav'n our pray'rs ascend - ing, s : s d' : - . s m : m s : m	2. Be that pray'r a - gain re - peat - ed, s : s d' : - . s m : m s : m	3. Pa - tient, firm, and per - se - ver - ing, s : s d' : - . s m : m s : m	4. Still their on - ward course pur - su - ing, s : s d' : - . s m : m s : m	M : - r : - . r m : - : God speed the right! d : - t ₁ : - . t ₁ d : - : God speed the right! s : - s : - . s s : - : God speed the right! d : - s ₁ : - . s ₁ d : - : God speed the right!
--	--	--	---	--

In a no - ble cause con - tend - ing, s : s d' : - . s m : m s : m	Ne'er des - pair - ing, though de - feat - ed, s : s d' : - . s m : m s : m	Ne'er th'e - vent nor dan - ger fear - ing, s : s d' : - . s m : m s : m	Ev - 'ry foe at length sub - du - ing, s : s d' : - . s m : m s : m	M : - r : - . r m : - : God speed the right! d : - t ₁ : - . t ₁ d : - : God speed the right! s : - s : - . s s : - : God speed the right! d : - s ₁ : - . s ₁ d : - : God speed the right!
---	--	---	--	--

Be their zeal in heav'n re - cord - ed, m : s f : m f : m r : r	Like the good and great in sto - ry d' : d' d' : d' d' : d' s : s	Pains, nor toils nor tri - als heed - ing, d : d d : d d : d d : d	Truth! thy cause, what - e'er de - lay it, d' : t l : s l : s f : m	With suc - cess on earth re - ward - ed, t ₁ : d r : t ₁ m : r d : t ₁ If they fail, they fail with glo - ry, s : s s : s s : s s : s And in heav'n's own time suc - ceed - ing, s ₁ : s ₁ s ₁ : s ₁ s ₁ : s ₁ s : f There's no pow'r on earth can stay it,
--	--	---	--	--

God speed the right! d : - r ¹ : - . r ¹ m ¹ : - - :	God speed the right! s : - s : - . s s : - - :	God speed the right! s : - t : - . t d' : - - :	God speed the right! m : - r : - . r d : - - :	God speed the right! s : - s : - . s d : - - :	God speed the right! s : - s : - . s d : - - :
--	---	--	---	---	---

GOING HOME.

KEY F. M. 88.

Gersbach.

d	l	s	d	f	l	r	s	d	r	m
1. How many a	pang,	How many an	ill,	How many a			ill,	How many a		
s	d	r	d	d	t	d	d	d	t	d
2. He bears us,	as	in win - try	storms,	When winds are			storms,	When winds are		
m	s	r	m	s	s	s	s	s	s	s
3. Be God our	guide,	whate'er be -	tide,	And when our			tide,	And when our		
d	d	t	l	l	s	f	m	m	s	d
f	s	m	f	r	s	t	l	l	s	s
harm - ful	snare		Might	sore - ly	plague, and	bruise, and				
r	d	t	t	r	d	d	t	d	r	d
rav - ing	wild,		A	faith - ful	ten - der	fa - ther				
s	s	s	s	s	s	s	s	s	s	s
time shall	come,		For	us pro -	vide in	man - sions				
t	d	s	s	s	s	f	m	s	r	r
d	t	l	s	l	s	f	m	s	r	r
kill, Were God not			with	us	there.					
m	s	f	m	f	m	r	d	d		
warms His lit - tle			dar - - ling	child.						
s	d	d	s	s	f	m				
wide, An ev - er -			last - - ing	Home.						
d	d	d	s	s		d				

KEY E. M. 72.

JACKSON'S EVENING HYMN. *

W. Jackson.

m	m	f	m	m	r	d	t	d	f	m	r	m
1. Fa - ther, in high	hea - ven	dwell - ing,	May	our	eve - ning							
d	d	r	d	l	s	s	d	r	d	t	d	d
2. This day's sins, O	par - don,	Sa - vieur,	E - vil	thoughts, per -								
s	s	s	s	l	s	s	l	s	s	s	s	s
3. From en - tice - ments	of	the	De - vil.	From	the	might	of					
d	d	t	d	f	f	s	d	l	t	d	f	m
4. Whilst the night - dews	are	dis -	till - ing,	Ho - ly	Ghost,	each						
s	f	m	m	r	d	f	m	r	d	m	r	m
song be	tell - ing	Of	thy	mer - cy	large	and	free.					
s	s	s	s	d	d	d	t	d	t	d	d	d
verse be - ha - viour,	En - vy,	pride,	and	van - i - ty;								
t	d	d	t	s	l	s	f	m	s	r	m	s
spi - rits e - vil,	Be - our	shield	and	pan - o -								
r	d	s	s	l	m	f	s	s	s	d	d	d
heart be	fill - ing,	With	thine	own	se -	ren - i -	ty;					

St. Co. (New.)

p

r : - : r	m : - : s	l : s : m	s : f : m	r : - : f	m : - : s
Through the	day thy	love hath	fed us,	Through the	day thy
t _l : - : t _l	d : - : d	d : - : d	r : - : d	d : t _l : r	r : d : d
From the	world, the	flesh, de	liv - er,	Save us	now, and
s : - : s	s : - : d ^l	d ^l : - : s	s : - : s	s : - : s	s : - : s
Let thy	pow'r this	night de	fend us,	And a	heav'n - ly
s _l : - : s _l	d : - : m	f : m : d	t _l : - : d	s _l : - : s _l	d : - : m
Soft - ly	will the	eyes be	clos - ing,	While on	these the

l : s : d ^l	t : l : s	f : - : m	m : r : f	m : - : r	d : - : -
care hath	led us,	With di -	vin - est	cha - ri -	ty.
d : - : m	f : - : d	t _l : - : d	l _l : - : r	d : - : t _l	d : - : -
save us	ev - er	O thou	Lamb of	Cal - va -	ry!
f : d ^l : d ^l	d ^l : - : d ^l	s : - : s	s : f : l	s : - : f	m : - : -
peace at -	tend us,	And an -	gel - ic	com - pa -	ny.
f : m : d	f : - : m	r : - : d	f _l : - : r _l	s _l : - : s _l	d : - : -
soul re -	pos - ing,	Ev - er	bles - ed	Trin - i -	ty.

SPRING LIFE.

(Words translated from E. M. ARNDT, by J. S. STALLYBRASS.)

KEY D. M. 144.

Gersbach.

: s d ^l : -	m.s.f.l s : -	m.s.f.l s : m	d ^l : t l : s
1. Hur -rah! Hur -rah!	Flow -ret fair,	Bloom and befragrant;	Put forth all thy
: s m : -	d.m : r.f m : -	d.m : r.f m : d	l : s f : m
2. Hur -rah! Hur -rah!	Brook -let clear,	Mur -mur, thou youngster;	Slant - ing down thro'
: s s s s : -	: : :	: : :	: : :
3. Hur -rah! Hur -rah!	Bird - ie dear,	Warble, thou songster;	Woods are leaf - y,
: s m : s d : -	: : :	: : :	: : :
4. Hur -rah! Hur -rah!	Heart of Man,	Leap up and worship;	What, thou would'st not

f.s : f.m r : -	s : - .t t : s	t.d ^l : t.l s : -	t : - .d ^l r ^l : d ^l
ti - ny leaves,	Clam - ber up my	cot - tage eaves,	Clam - ber up my
r.m : r.d t _l : -	s : - .r r : t _l	r.m : r.d t _l : -	s : - .m f : m
hill and dale,	Bid - ding all my	loved ones hail,	Bid - ding all my
: : :	: : :	: : :	: : :
days are long,	Flow'rs are nod - ding	to thy song,	Flow'rs are nod - ding
: : :	: : :	: : :	s : s s : s
lag be - hind,	When all else are	glad of mind?	When all else are

St. Cc. (New.)

t.l : s.f	m :	:	:	s	d' : -	t : - .r'	d' : -	- :
cot - tage	eaves. Hur-	rah!	:	Hur-	rah!	Grow a-	way!	:
r.f : m.r	d :	:	:	s	m : -	r : - .f	m : -	-- :
loved ones	hail. Hur-	rah!	:	Hur-	rah!	Slant a-	way!	:
:	s :	d' :	--	s	s : -	s : - .s	s : -	-- :
to thy song.	Hur-	rah!	:	Hur-	rah!	Chant a-	way!	:
s : s	s : s	m : -	--	s	d : -	s ₁ : - .s ₁	d : -	-- :
glad of mind.	A -	way!	:	A -	way!	Praise and	pray!	:

s : -	- : -	m : -		:	f : -	- : -	m : -		:
Flow - - -	ret,	:	:	:	blos - - -	som!	:	:	:
m : -	d : -	:	:	:	t ₁ : -	d : -	:	:	:
Brook - - -	let,	:	:	:	mur - - -	mer!	:	:	:
:	:	:	:	:	s : -	s : -	:	:	:
Song - - -	ster,	:	:	:	war - - -	ble!	:	:	:
:	:	:	:	:	s : -	d : -	:	:	:
Take	part,	:	:	:	my	heart!	:	:	:

THE FORTUNE HUNTER.

(Words translated from RUCKERT, by J. S. STALLYBRASS.)

KEY F. M. 60, twice.

Gersbach.

{ s ₁ s ₁ : l ₁ : t ₁ d : - : d . d r : - . d : r m : d : r m : m : f
1. I'd of - ten been told That luck was a ro - ver; I thought I'd make
{ s ₁ s ₁ : l ₁ : t ₁ d : - : d . d t ₁ : - . l ₁ : s ₁ d : d : t ₁ d : d : d
3. With clat - ter and noise, Whole na - tions did throng them, Men, wo - men and
{ s ₁ s ₁ : l ₁ : t ₁ d : - : m . m s : - . s : s s : m : s s : s : s
7. I'll give up, me - thought, Running af - ter this bub - ble; Who knows that when
{ s ₁ s ₁ : l ₁ : t ₁ d : - : d . d s ₁ : - . l ₁ : t ₁ d : d : s ₁ d : d : r
8. I spied a green spot In the for - est so sha - dy, To build me a
9. By la - bour and thought, By skill and per - sis - tence, My house I have

§

{ > : - : m . m r : - : m . r d : d : l : - : d . l s : - : m . s f : - . s : f
bold Her haunts to dis - cov - er. La, la, la, la, la, la, la,
{ d : - : d . d t ₁ : - : t ₁ . t ₁ d : d : f : - : l . f m : - : d . m r : - : t ₁
boys, But no Luck was a - mong them! La, la, la, la, la, la, la,
{ s : - : s . s s : - : s . f m : m : d' : - : d' d' : - : s t ₁ : - : s
caught She will pay for the trou - ble? La, la, la, la, la, la, la,
{ m : - : d . d s ₁ : - : s ₁ . s ₁ d : d : d : - : d d : - : m s : - : s ₁
cot Without ask - ing my La - dy. La, la, la, la, la, la, la,
wrought, Without For - tune's as - sis - tance. La, la, la, la, la, la, la,

St. Co. (New.)

FINE.

m	d	d	d	:-	d	d	t	l	s	f	m	r	:-	s	d	:-	s ₁	s	l	t
la,	la,	la,	la,	la,	la,	la,	la,	la,	la,	la,	la,	la,	la!	la!	la!	la!	2.I	left	my	own
d	:-	:	f	:-	l	f	m	:-	d	t	l	:-	t	d	:-	s ₁	s ₁	l	t	
la,	la,	la,	la,	la,	la,	la,	la,	la,	la,	la,	la,	la,	la!	la!	la!	4.I	ask'd	of	those	
s	:-	m	l	:-	f	l	s	:-	s	f	:-	f	m	:-	s ₁	s ₁	l	t		
la,	la,	la,	la,	la,	la,	la,	la,	la,	la,	la,	la,	la,	la!	la!	la!	5.At	one	place	I	
d	:-	:	d	:-	d	d	d	:-	:	s ₁	:-	s ₁	d	:-	s ₁	s ₁	l	t		
la,	la,	la,	la,	la,	la,	la,	la,	la,	la,	la,	la,	la,	la!	la!	la!	6.At	a	great	ci - ty's	
la,	la,	la,	la,	la,	la,	la,	la,	la,	la,	la,	la,	la,	la!	la!	la!	10.Here,	Luck,	is	my	

D.S.

d	:-	t	d	r	d	r	m	:-	r	m	m	f	s	:-	f	m	r	m	r	d	:-	:-
gate - way,	And	wander'd	a -	broad,	Went	this	way	and	that	way,	And	tried	ev'ry	road.								
d	:-	s ₁	t	l	s ₁	s ₁	:-	t	d	d	d	d	d	:-	t	d	t	l	t	d	:-	:-
near	me,	Where	was	the	shy	elf;	But	none	seem'd	to	hear	me,	Each	sought	for	him -	self.					
d	:-	r	m	s	s	s	s	:-	s	s	s	s	s	:-	s	s	f	m	:-	:-		
ask'd	them	If	For -	tu -	ne	was	near;	They	said	she	had	past	them	Full	ma -	ny	a	year.				
d	:-	d	d	s ₁	l	t	d	:-	s ₁	d	d	r	m	:-	r	d	s ₁	s ₁	s ₁	d	:-	:-
gate - way	I	ask'd,	had	she	been?	They	answer'd	"here	wait	we,	To	wel -	come	her	in."							
dwel -	ling,	And	here	will	I	stay;	Come	in,	if	you're	wil -	ling;	If	not,	keep	a -	way!					

THE MAY-TIME.

Words translated from the German by J. S. STALLYBRASS.

KEY G. M. 66, twice.

Gersbach.

s	s	d	m	m	s	d	m	m	s	f	l	s	:-	s ₁	d	d	m	r	f	m	d	f	m
The	May -	time,	the	May -	time,	how	love -	ly	and	fair,	What	pas -	time	and	plea -	sure	is						
d	d	:-	:-	:-	m	d	d	d	d	m	r	f	m	:-	:	s ₁	s ₁	d	d	d			
The	May	-	-	time,	how?	love -	ly	and	fair,														
m	m	:-	s	s	:-	:	:	:	:	:	:	:	:	:	:	r	m	s	s				
The	May	-	time,																				
d	d	:-	:-	d	:-	:	:	:	:	s	m	d	t	r	d	m	d						
The	May	-	time,								What	pas -	time	and	plea -	sure	is						

r	:-	:-	:-	s	s	:-	f	m	r	t	:	:	:	:	:	s ₁	s ₁		
there;				The	night	-	in -	gale	sing -	eth,						Over			
t	l	:-	:-	:-	m	m	:-	r	d	t	l	s	l	:	:	:			
s	:-	:-	:-	:-	:	:	:	:	:	s	s	:-	f	m	r	t	:		
there;										The	lark	it	up -	springeth,					
s	:-	:-	:-	:-	:	:	:	:	:	m	m	:-	r	d	t	l	s	l	:

St. Co. (New.)

d	:-	:	d		m	:-	:	m		s	:-	:	-		d'	:-	:	m.f		s	:-	:	d.r		m	:-	:	r
field			and	hill				and		dale,					Over			field		and	hill			and				
:			s ₁		d	:-	:	d		m	:-	:	-		-	:-	:	:			d.d		d	:-	:	t ₁		
			Over	hill				and		dale,										Over	hill			and				
:								s.s		s	:-	:	s		s	:-	:	d.r		m	:-	:	s.l		s	:-	:	f
								Over		hill			and		dale,		Over		field,		Over	hill			and			
:								d.d		d	:-	:	d		d	:-	:											s ₁

d	:-	:	-		-	:-	:	s		s	:	d'		m		m	:	s	:	d		m	:	m.s	:	f.l		s	:-	:	s ₁
dale.								The		gates	of	the	earth,	that	were			lock'd	up	so	fast,			Let							
d	:-	:	-		-	:-	:	d		d	:-	:	-		-	:	m	:	d		d	:	d.m	:	r.f		m	:-	:		
dale.								The		earth			gates,	so				late	-ly	lock'd	fast,										
m	:-	:	-		-	:-	:	m		m	:-	:	s		s	:-	:														
dale.								In		May			time,																		
d	:-	:	-		-	:-	:	d		d	:-	:	-		d	:-	:														s
																														Let	

d	:	d.m	:	r.f		m	:	d	:	f.m		r	:-	:	-	:	s		s	:-	:	f.m		r	:	t ₁	:			
out		their		poor		pris'		ners		at		last,				As		li		lies	and	ro		-	ses,					
:		s ₁		s ₁	:	d	:	d	:	d	:	t ₁	:-	:	-	:	m	:	m	:-	:	-	:	d		t ₁	:	s ₁	:	
				poor		pris'		ners		at		last,																		
:		r		m	:	s	:	s	:	s	:	s	:-	:	-	:													s	
				poor		pris'		ners		at		last,																	And	
m	:	d	:	t ₁	:	r	:	d	:	m	:	d	:	s	:-	:	-	:												m
out		their		poor		pris'		ners		at		last,																		

:	:		:	s ₁	:	d	:-	:	d		m	:-	:	m		s	:-	:	-		d'	:-	:	m.f				
				And		the		pinks,		and		bunch	-	es	of		blue				bells,		And		the			
:	:		:	:	:	:	:	:	:	:	d	:-	:	d		Bunch	-	es	of		blue							
s	:-	:	f		m	:	r	:	t ₁	:	s	:-	:	s	:	s	:-	:	s	:-	:	d.r	:	s	:-	:	d	
vio		-	lets		for		po		-	sies,					And		blue				bells,		And		the			
m	:-	:	r	:	d	:	t ₁	:	s ₁	:	d	:-	:	d	:	d	:-	:	d	:-	:	d	:-	:	d	:-	:	d

s	:-	:	d	:	d		m	:-	:	r		d	:-	:	-	:	s		s	:	d'		m	:	s	:	d	
red			lit		-	tle		pira		-	per		-	nels.			In		May	-	time,		in		May	-	time,	oh,
:			s ₁		d	:-	:	t ₁	:	d	:-	:	-	:	d	:	d	:-	:	-		-	:	m	:	d		
				And		pim		-	per		-	nels.				In		May										
m	:-	:	m	:	m		s	:-	:	f		m	:-	:	-	:	m	:-	:	s		s	:-	:				
red			lit		-	tle		pim		-	per		-	nels.		In		May										
:			d		s ₁	:-	:	s ₁	:	d	:-	:	-	:	d	:-	:	d	:-	:	-		-	:				
				And		pim		-	per		-	nels.																

{	m	: m . s	: f . l	s	: -	: s ₁	d	: d . m	: r . f	m	: d	: f . m	r	: -	: -	-	: -	: s	
	waste	not	the	hours,	Go	twine	you	sweet	gar-	lands	of	flow'rs;	Oh!						
	d	: d . m	: r . f	m	: -	: s ₁	s ₁	: d	: d	t ₁	: -	: -	-	: -	: m				

{	s	: -	: f . m	r	: t ₁	: s ₁	d	: -	: d . d	m	: -	: m	ful	: -	: ness	of	: life	: and	
	far	on	the	mea-	dows,	There	is	ful	ness	of	life	and							
	m	: -	: r . d	t ₁	: s ₁	: s ₁	s ₁	: d	: -	: d	There	is	life	and					

{	s	: -	: -	d'	: -	: m . f	s	: d	: d . r	m	: -	: r	d	: -	: -	-	: -
	joy,	And	there	reach-	eth	us	no	an-	noy.								
	m	: -	: -	-	: -	: s ₁	d	: -	: t ₁	d	: -	: -	-	: -	: -		
	joy,	And	there	reach-	eth	us	no	an-	noy.								
	s	: -	: -	-	: -	: d . r	m	: m	: m . f	s	: -	: f	m	: -	: -	-	: -

THOU SHALT SHOW ME.

KEY D. M. 96. Canon, four (voices) in two (subjects). S. Webbe.

{	:	s	: -	-	: s	d'	: -	-	: t	: -	-	: t	
		Thou			shalt	show			me	the	path	of	
		:	:	:	:	:	:	:	:	d	: -	f	: -
										Thou		shalt	show
		:	:	:	:	:	:	:	:	:	:	:	:

{	d'	: -	d'	: -	-	: -	t	: -	d', t	: d', r'	d'	: d'	t	: -	d'	: d'
	life	in			Thy	pre-	sence	is	ful-	ness	of					
	f	: m	f	: -	r	: -	-	: s . f	m	: -	-	: -	r	: -	m	: -
	me	the	path	of	life;								in	Thy		
		:	:	:	:	:	:	:	:	s	: -	-	: s	d'	: -	

}	r ¹ :— d ¹ : d ¹	f ¹ : f ¹ f ¹ : r ¹ , r ¹	m ¹ :— d ¹ : d ¹	r ¹ :— — : r ¹
	joy, And at	Thy right hand there is	plea - sure for	ev - - er
	f :— m :—	: r : r	d :— l ₁ : l ₁	f :— s : s
	pre - - sence,	l :— — : t	d ¹ :— d ¹ :—	ful - - ness of
	me the	path of	life; in	Thy
: d :—	— : d f :—	— : m f :—	r :— — : s. f	
Thou	shalt shew	me the	path of	

}	d ¹ :— s :—	— : s d ¹ :—	— : t d ¹ :—	l :— — : t
	more. Thou	shalt shew	me the	path of
	d :— — :—	: :	: d :—	— : d f :—
	joy.		Thou	shalt shew
	d ¹ , t : d ¹ , r ¹ d ¹ : d ¹	t :— d ¹ : d ¹	r ¹ :— d ¹ : d ¹	f ¹ : f ¹ f ¹ : r ¹ , r ¹
pre - - sence is	ful - - ness of	joy, and at	Thy right hand there is	
m :— — :—	r :— m :—	f :— m :—	: r : r	
life; in	in Thy	pre - - sence,	in Thy	

}	d ¹ :— d ¹ :—	— :— t :—	d ¹ , t : d ¹ , r ¹ d ¹ : d ¹	t :— d ¹ : d ¹
	life; in	Thy	pre - - sence is	ful - - ness of
	— : m f :—	r :— — : s. f	m :— — :—	r :— m :—
	me the	path of	life; in	Thy
	m ¹ :— d ¹ : d ¹	r ¹ :— — : r ¹	d ¹ :— s :—	— : s d ¹ :—
plea - - sure for	ev - - er	more. Thou	shalt shew	
d :— l ₁ : l ₁	f :— s : s	d :— — :—	: :	
pre - - sence is	ful - - ness of	joy.		

THE WAITS.

KEY C.	M. 72, twice.	1st time p.,	2nd f.,	3rd ff.,	4th f.,	5th p.,	6th pp.	Jeremiah Saville, 1667.
{ d ¹ . r ¹ m ¹ :— :—	r ¹ :— :—	d ¹ : l : t	d ¹ :—	: r ¹ . m ¹ f ¹ :— :—				
{ Fa la la	la,	Fa la la	la,	Fa la la	la,	Fa la la	la	
{ m. f s :— :—	s :— :—	m : m : s	m :—	: f. s l :— :—				
{ d ¹ . d ¹ d ¹ :— :—	t :— :—	d ¹ : d ¹ : t	l :—	: t d ¹ :— :—				
{ Fa la la	la,	Fa la la	la,	Fa la la	la,	Fa la la	la	
{ d ¹ . d ¹ d ¹ :— :—	s :— :—	l : l : s	l :—	: s f :— :—				
{ m ¹ :— :—	r ¹ : t :— . d ¹ r ¹ :—	: m ¹ . f ¹ s ¹ :— . l ¹ s ¹ . f ¹ m ¹ : m ¹ :—						
{ la,	Fa la la la,	Fa la la	la la la la	la la la la	la,	la,	la,	
{ s :— :—	s : s :— . s s :—	: m. r m :— . f : m. r d : d :—						
{ d ¹ :— :—	t : r ¹ :— . d ¹ t :—	: t. t t :— . t : t. t d ¹ : l :—						
{ la,	Fa la la la,	Fa la la	la la la la	la la la la	la,	la,	la,	
{ d :— :—	s : s :— . s s ₁ :—	: m. m m :— . m : m. m l : l :—						

f ^l : f ^l : -.m ^l r ^l : — : m ^l	d ^l : l : r ^l t : s : d ^l	d ^l : d ^l : -.t d ^l : —	D.C.
Fa la la la; Fa la la la la la, Fa la la la la.	f : f : f.m r : r : m	m : r : -.r m : —	
r : r : -.d t ₁ : — : s	f : f : f.m r : r : m	m : r : -.r m : —	
l : l : -.l t : s : d ^l .t	l : d ^l : r ^l r ^l : t : d ^l	s : s : -.s s : —	
Fa la la la la; Fa la la la la la, Fa la la la la.	f : f : r s : s : d	s : s ₁ : -.s ₁ d : —	
r : r : -.r s : — : m	f : f : r s : s : d	s : s ₁ : -.s ₁ d : —	

THE CUCKOO.

KEY F. M. 96.

SOLI.

J. Gersbach.

: : : :	: s m : : : s m : d
: : : :	Cuc - koo! : : m d : d
: : : :	: : : s m : : d
CHORUS.	Cuc - koo! and
: s ₁ d : d.d m., r : d.m s : — — :	: m d : : d

Who sings in the shady thicket near?

f : -.f l : f l : s s : s m : : m.r m : m m : s	hark how e - cho an - swers clear, Cuc - koo! The two short notes are
d : -.d d : d f : m m : m d : : d.t d : d d : m	d : -.d d : d f : m m : m d : : d.t d : d d : m
l : -.l f : l d ^l : d ^l d ^l : : s m : s s : s s : s	hark how e - cho an - swers clear, Cuc - koo! The two short notes are
f ₁ : -.f ₁ f ₁ : f ₁ d : d d : : m d : d d : d d : d	f ₁ : -.f ₁ f ₁ : f ₁ d : d d : : m d : d d : d d : d

s : f f : f.m r : r r.m : f m : -.s m : s m : : s	scarce-ly heard, when e - cho quick-ly mocks the bird, Cuc - koo! Cuc-
m : r r : r.d t ₁ : t ₁ t ₁ .d : r d : -.m d : m d : : m	m : r r : r.d t ₁ : t ₁ t ₁ .d : r d : -.m d : m d : : m
s : s s : s s : s s : s s : -.s s : : s m :	scarce-ly heard, when e - cho quick ly mocks the bird, Cuc - koo!
s ₁ : s ₁ s ₁ : s ₁ s ₁ : s ₁ s ₁ : s ₁ d : -.d d : : m d :	s ₁ : s ₁ s ₁ : s ₁ s ₁ : s ₁ s ₁ : s ₁ d : -.d d : : m d :

m : : : : : s m : : s m :	koo! Cuc - koo! Cuc - koo!
d : : : : : m d : : m d :	d : : : : : m d : : m d :
: : : : : : s m : :	: : : : : : s m : :
: : : s ₁ d.d : d.d r : s ₁ d : : m d : :	: : : s ₁ d.d : d.d r : s ₁ d : : m d : :

O tell me now the songster's name. Cuc - koo!

St. Co. (New.)

{ : : : : : : s : : : : : : : m : : d . r m : - . m m : m . f f : - . f f : s l : s s : : : : : : : : : : : : Bird of beau - ty, bird of fame, Cuc - koo! l _i : - . l _i l _i : d f : d d : : : : : m d : : : : : : : :	{ : : : : : : : m : : d . r m : - . m m : m . f : : : : : : : m : : d . t _i d : - . d d : d . r : : : : : : : : : : : : : : : : : : : : : : : : : : : : : : : : : : : : : : : : : : : :	{ : : : : : : : s . f : m . r m : s m : : : : s : : : : : : m . r : d . t _i d : m d : : : : s m : : : : s : : : : : : : : : : : : : : : : : : : : : : : : : : : : : : : : : : : : : : : : : : : :

{ s : - . f f : - . r r : m . f s : s s . f : m . r m : s m : : : : s catch the tone, Then turn and sing it, sing it as our own. Cuc - koo! m : - . r r : - . t _i t _i : d . r m : m m . r : d . t _i d : m d : : : : s m : : : : s : : : : : : : : : : : : : : : : : : : : : : : : : : : : : : : : : : : : : : : : : : : :	{ : : : : : : : : : : : : : : : : : : : : : : : : : : : : : : : : : : : : : : : : : : : : : : : : : : : : : : : : : : : : : : : : : : : : : : : : : : : : : : : : : : : : : : : :	} : : : : : : : : : : : : : : : : : : : : : : : : : : : : : : : : : : : : : : : : : : : : : : : : : : : : : : : : : : : : : : : : : : : : : : : : : : : : : : : : : : : : : : : :

{ m : : : : : : : : : : : : s . s : s . s l : l s : - f : - koo! : : : : : : : : : : tell me now the songster's name, O d : : : : s _i d . d : d . d r : r m : - f : d t _i : - d : r : : : : : : : : : : : : : : : : : : : : : : : : : : : : : : : : : : : : : : : : : : : : : : : : : : : : : : : : : : : : : : : : : :	{ : : : : : : : : : : : : : : : : : : : : : : : : : : : : : : : : : : : : : : : : : : : : : : : : : : : : : : : : : : : : : : : : : : : : : : : : : : : : : : : : : : : : : : : :	{ : : : : : : : : : : : : : : : : : : : : : : : : : : : : : : : : : : : : : : : : : : : : : : : : : : : : : : : : : : : : : : : : : : : : : : : : : : : : : : : : : : : : : : : :

{ m : - . f s : l m : - r : - d : s m : : : s m : : tell me now the song - ster's name. Cuc - koo! d : - d : d d : - t _i : - d : m d : : : m d : : tell me the song - ster's name. Cuc - koo! s : s : : f . l s : - - : f m : : : s m : : : r tell me the song - ster's name. Cuc - koo! O d : d . r m : f s : - s _i : - d : : : m d : : : s _i name, tell me now the song - ster's name.	{ : : : : : : : : : : : : : : : : : : : : : : : : : : : : : : : : : : : : : : : : : : : : : : : : : : : : : : : : : : : : : : : : : : : : : : : : : : : : : : : : : : : : : : : :	{ : : : : : : : : : : : : : : : : : : : : : : : : : : : : : : : : : : : : : : : : : : : : : : : : : : : : : : : : : : : : : : : : : : : : : : : : : : : : : : : : : : : : : : : :

{ : : : : : : : : : : : : : : : : : : : : : : : : : : : : : : : : : : : : : : : : : : : : m . m : m . m m : s d ^{dim} : - - : d ^{dim} s : - - : d ^{dim} s : - - : d ^{dim} s : - - : d ^{dim} tell me now the song - ster's name, Cuc - koo! d . d : d . d d : d d : - - : - s : - - : - s : - - : - s : - - : - : : : : : : : : : : : : : : : : : : : : : : : : : : : : : : : : : : : : : : : : : : : :	{ : : : : : : : : : : : : : : : : : : : : : : : : : : : : : : : : : : : : : : : : : : : : : : : : : : : : : : : : : : : : : : : : : : : : : : : : : : : : : : : : : : : : : : : :	{ : : : : : : : : : : : : : : : : : : : : : : : : : : : : : : : : : : : : : : : : : : : : : : : : : : : : : : : : : : : : : : : : : : : : : : : : : : : : : : : : : : : : : : : :

BON ACCORD.

(Music from the old Scottish Psalters.)

KEY G. M. 80.

{	s : —	s : d	t ₁ : — . d r : m	r : s	m : d	r : r	d :
	Lord,	ble ^s s our	fel - lowship this	hour, And	ble ^s s the	food we	eat ;
	d : —	s ₁ : s ₁	s ₁ : — . l ₁ t ₁ : d	r : t ₁	d : s ₁	l ₁ : t ₁	d :
	m : —	m : m	r : — . r s : s	s : s	d : d	f : r	m : s
	Lord,	ble ^s s our	fel - lowship this	hour, And	ble ^s s the	food we	eat ; Oh,
	d : —	d : d	s ₁ : — . s ₁ s ₁ : d	t ₁ : s ₁	l ₁ : m ₁	f ₁ : s ₁	d ₁ :

{	:	:	:	:	s	f : m	r : d	t ₁ : — . d r : m
	:	:	t ₁ : l ₁ s ₁ : d	s	Oh,	grant us	by Thy	sav - ing power, A -
	f : m	r : d	s : f m : s	s : s	s : m	r : — . r r : s		round Thy throne, a -
	grant us,	by Thy	sav - ing power, Oh!	grant us	by Thy	sav - ing power, A -		round Thy throne, a -
	: d	t ₁ : l ₁	s ₁ : l ₁ , t ₁ d : m	r : d	t ₁ : d	s ₁ : — . l ₁ t ₁ : d		round Thy throne to meet,
	Oh,	grant us,	by Thy sav - ing	power, A -	round Thy	throne	to meet,	

{	r : d	d : t ₁	d : — — : —	s : —	s : d	t ₁ : — . d r : m
	round Thy	throne to	meet.	On	ev - 'ry	soul as - sem - bled
	t ₁ : d	l ₁ , s ₁ : f ₁ , s ₁	m ₁ : — — : —	d : —	s ₁ : s ₁	s ₁ : — . l ₁ t ₁ : d
	f : m	r : r	d : — — : —	m : —	m : m	r : — . r s : s
	round Thy	throne to	meet.	On	ev - 'ry	soul as - sem - bled
	s ₁ : l ₁	f ₁ : s ₁	d ₁ : — — : —	d : —	d : d	s ₁ : — . s ₁ s ₁ : d

{	r : s	m : d	r : r	d :	:	:	:	:	:	s
	here, Oh,	make Thy	face to	shine,						Thy
	r : t ₁	d : s ₁	l ₁ : t ₁	d :	:	:	d	t ₁ : l ₁ s ₁ : d		
	s : s	d : d	f : r	m : s	f : m	r : d	good - ness	more	our	
	here, Oh,	make Thy	face to	shine, Thy	good - ness	more	our	hearts can	cheer, Thy	
	t ₁ : s ₁	l ₁ : m ₁	f ₁ : s ₁	d ₁ :	d	t ₁ : l ₁	s ₁ : l ₁ , t ₁ d : m			
						Thy	good - ness	more	our	hearts can

{	f : m	r : d	t ₁ : — . d r : m	r : d	d : t ₁	d : — — : —
	good - ness	more	our	rich - est	food	or
	t ₁ : d	s ₁ : s ₁	s ₁ : — . s ₁ s ₁ : s ₁	t ₁ : d	l ₁ , s ₁ : f ₁ , s ₁	m ₁ : — — : —
	hearts can	cheer, Than	rich - est	food, Than	rich - est	food
	s : s	s : m	r : — . r r : s	f : m	r : r	d : — — : —
	good - ness	more	our	hearts	can	cheer, Than
	r : d	t ₁ : d	s ₁ : — . l ₁ t ₁ : d	s ₁ : l ₁	f ₁ : s ₁	d ₁ : — — : —
	cheer, Than	rich - est	food	or	wine, Than	rich - est
						food

*** HOPE WILL BANISH SORROW.**

KEY F. M. 72.

Words by GEO. BENNETT.

Swabian Melody.

<i>p</i>	<i>p</i>	<i>p</i>	<i>p</i>
s : -.m : l : s	s , f : m : -	r . m : f . l : s . f	f : m : :
1. Once again we're doom'd to part,	Deem not 'tis for ev - er ;	t ₁ , d : r . f : m . r	r : d :
d : -.d : d . d	r , r : d : -	O'er theo - cean sail - ing,	You will often muse of me,
2. When I'm far a - way from thee,	O'er theo - cean sail - ing,	s . s : s : s	s : s : :
m : -.s : f . m	s , s : s : s	God is ev - er near - est,	m : -.s : f . m
3. Faith and trust in heav'n we have,	f . m : r . s ; l ₁ , t ₁	t ₁ : d :	t ₁ : d :
d : -.d : d . d	t ₁ , t ₁ : d : -		d : -.d : d . d

<i>f</i>	<i>p</i>	<i>f</i>	<i>f</i>
r . s : t . l : s . fe	l : s :	f : -.m : r . d	t ₁ , d : r : -
Timenortide can sev - er ;	'Tis the sad a - dieus that chill,		l : -.s : f . m
t ₁ , r : m : r	r : r :	r : -.d : t ₁ , l ₁	s ₁ , l ₁ : t ₁ : -
Tears & sighs pre - r	vail - ing,	But ne'er think of me with fear,	f : -.m : r . d
s . t : r ₁ . d : t . l	d ^l : t :	t ₁ : -.d : r . m	f , m : r : -
Bear me safe - ly,	dear - est.	Then, farewell my na - tive shore,	r : -.m : f . s
s ₁ , s ₁ : d : r	fe : s :	s ₁ : -.l ₁ : t ₁ , d	r , d : t ₁ : -
			t ₁ : -.d : r . m

<i>eres.</i>	<i>f</i>	<i>ff</i>	<i>f</i>
r . m : r : -	s : -.m : f . s	l . t : r ₁ . d ^l : t . l	s : -.m : f . r
sadder still,	Say "we'll meet to - mor - row,"		r : d :
d . d : s ₁ : -	s ₁ : -.d : d . d	d : -.d : t ₁ , t ₁	d : -.d : t ₁ , t ₁
ris - ing tear,	Sing "we'll meet to - mor - row,"		t ₁ : d :
l . l : t : -	d ^l : -.s : s . s	f . s : t . l : s . f	m : -.s : r . s
heart once more,	Sing "we'll meet to - mor - row,"		f : m :
f , f : f : -	m : -.d : r . m	f : - : f ₁	s ₁ : -.s ₁ : s ₁ , s ₁
			s ₁ : d :

HOW BEAUTIFUL THE SUNSHINE.

KEY D. M. 80.

Words by GEO. BENNETT.

German Air.

<i>mf</i>	<i>eres.</i>	<i>eres.</i>	<i>eres.</i>
.s s , d ^l : d ^l	:- .s s , r ₁ : r ₁	: s m ^l , r ₁ : d ^l . t : l . r ₁	s : -
1. How beau ti - ful	the sun - shine gleams	In glorious summer's golden	prime,
: .m m , m : m	:- .m f , f : f	: f m , s : s : s . fe	r : -
2. But oft the sun	shine brighter glows,	And dear - er seems to heart &	eye,
: .s s , s : s	:- .s s , s : s	: r ₁ d ^l , t : d ^l . r ₁ : m ^l . r ₁	t : -
3. 'Tis thus in life,	the cares and clouds	But maketh pleasures sweeter	still,
: .d d , d : d	:- .d t ₁ , t ₁ : t ₁	: .t ₁ d , r : m . r : d . r	s : -

<i>p</i>	<i>A. t. mf</i>	<i>A. t. mf</i>	<i>A. t. mf</i>
s	s , m : m . s : d ^l , s	l : -	: l
On all a - round it sheds	sits beams,	From	r ₁ s , f : m . r : d . r
: r m , d : d . m : s	: s f : -	: f	m : -
When sparkling o'er the wintry	snows,	Or	l r , t ₁ : d . t ₁ : l ₁ , t ₁
: t d ^l , s : s . d ^l : d ^l , d ^l	d ^l : -	: d ^l	d : -
When twilight sorrow's vale en -	shrouds,	Hope	r ₁ s , r : m . s : s . s
: s d , d : d . d : m , m	f : -	: f	s : s : -
			shines more bright on sun - kiss'd hill ;
			fe t ₁ , s ₁ : s ₁ . s ₁ : s ₁ . s ₁ : d : -

St. Co. (New.) *In teaching, introduce here St. Co. Ex. 133 to 145, or "First Exercises" 18 to 21.

f. D. m f		eres. >		f <	
{ : d s	s „d! : d!	:- .s	l „d! : d!	:- .d!	t „d! : r! .m! : f! „t d!
And yet we tire	ere summer's sped,	And wish the long long days were	fled.		
{ : s r	m „m : m	:- .m	f „f : f	:- .l	s „s : s .s : t „f m
When light and shade	more e - qual seen,	The cloud will make more bright the	beam.		
{ : m t	d! „s : s	:- .d!	d! „l : l	:- .f!	r! „m! : t .d! : r! „s
The gold-en threads	time's weft per-vade,	Shine brighter for its warp of	shade.		
{ : d s	d „d : d	:- .d	f „f : f	:- .f	s „s : s .s : s „s! d

COME, FREEDOM'S SONS.

Schultz.

KEY B ♭. M. 72.

{ .s ₁	d	: d	d	:- .s ₁	s ₁ .m ₁ : l ₁ .s ₁	s ₁ .f ₁ : m ₁ .d
1. Come, free	- dom's	sons,	and	join in	ring-ing	cho - rus, In
{ .s ₁	m ₁	: m ₁	m ₁	:- .m ₁	m ₁ .m ₁ : f ₁ .m ₁	r ₁ : d ₁ .m ₁
2. In rain	and	storm	our	sky is	oft - en	frown - ing, And
{ .s ₁	s ₁	: s ₁	s ₁	:- .s ₁	s ₁ .d : d .d	s ₁ : s ₁ .s ₁ .In
3. Then free	- dom's	sons,	come	join in	ring-ing	cho - rus, In
{ .s ₁	d ₁	: d ₁	d ₁	:- .d ₁	d ₁ .d ₁ : d ₁ .d ₁	t ₂ : d ₁ .d ₁

D.C.

{ m .d	: s .m	r .m : r	.d	t ₁ .t ₁ : l ₁ .l ₁	s ₁	: .s ₁	l ₁	: t ₁
joy- ful mu- sic	praise	this	fa - your'd spot of	earth;	Come,	praise	the	
{ s ₁ .m ₁	: s ₁ .s ₁	s ₁	:- .l ₁	s ₁ .s ₁ : f ₁ .f ₁	s ₁	: .s ₁	f ₁	: f ₁
girt by ra - ging	seas	our	land is rough and	sear;	But	health	and	
{ d .d	: m .d	t ₁ .d : t ₁	.m	r .r : d .d	t ₁	: .d	d	: s ₁
joy- ful mu- sic	praise	this	fa - your'd spot of	earth;	Come,	praise	the	
{ d ₁ .d ₁	: d ₁ .m ₁	s ₁	:- .d ₁	r ₁ .r ₁ : r ₁ .r ₁	s ₁	: .m ₁	f ₁	: r ₁

{ d	:- .r	m .d : f .m	m .r :	.s	f .m : r .d	t ₁ .l ₁ : s ₁ .d
skies	in	beauty shin-ing	o'er us,	And	loudly sing to	praise the land that
{ m ₁	:- .s ₁	s ₁ .s ₁ : s ₁ .s ₁	s ₁ .s ₁ :	.s ₁	s ₁ .s ₁ : s ₁ .s ₁	s ₁ .f ₁ : m ₁ .l ₁
peace	our	dai - ly la - bours	crowning,	Give	countless blessings	to the cheerful
{ s ₁	:- .t ₁	d .m : r .d	d .t ₁ :	.m	r .d : t ₁ .l ₁	s ₁ .r : m .m
skies	in	beauty shin-ing	o'er us,	And	loudly sing to	praise the land that
{ d ₁	:- .s ₁	d .d : t ₁ .d	s ₁ .s ₁ :	.s ₁	s ₁ .s ₁ : s ₁ .s ₁	s ₁ .t ₁ : d .l ₁

{ >	>	d	: .s ₁	l ₁	: t ₁	d	:- .r	m .d : f .m
gave	us	birth;	Come,	praise	the	skies	in	beauty shin-ing
{ l ₁	: f ₁	m ₁	: .s ₁	f ₁	: f ₁	m ₁	:- .s ₁	s ₁ .s ₁ : s ₁ .s ₁
spi - rit's	here;	But	health	and	peace	our	dai - ly	la - bours
{ f	: r	d	.d	d	: s ₁	s ₁	:- .t ₁	d .m : r .d
gave	us	birth;	Come,	praise	the	skies	in	beauty shin-ing
{ f ₁	: s ₁	d ₁	: .m ₁	f ₁	: r ₁	d ₁	:- .s ₁	d .d : t ₁ .d

St. Co. (New).

{	m .r :	.s	f .m : r .d		t ₁ .l ₁ : s ₁ .d		r	: t ₁		d .m : m .m	}
	o'er us,	And	loud-ly sing to		praise the land that		gave	: us		birth, the land that	
	s ₁ .s ₁ :	.s ₁	s ₁ .s ₁ : s ₁ .s ₁		s ₁ .f ₁ : m ₁ .l ₁		l ₁	: f ₁		m ₁ .s ₁ : l ₁ .l ₁	}
	crowning,	Give	countless blessings		to the cheerful		spi	- rits		here, the cheerful	
	d .t ₁ :	.m	r .d : t ₁ .l ₁		s ₁ .r : m .m		f	: r		d .d : d .d	}
	o'er us,	And	loud-ly sing to		praise the land that		gave	: us		birth, the land that	
	s ₁ .s ₁ :	.s ₁	s ₁ .s ₁ : s ₁ .s ₁		s ₁ .t ₁ : d .l ₁		f ₁	: s ₁		d ₁ .d : l ₁ .l ₁	}

{	f	: r		m .d : d .d		r	: t ₁		d	: -	}
	gave	: us		birth, the land that		gave	: us		birth.	: -	
	l ₁	: s ₁		s ₁ .l ₁ : l ₁ .l ₁		l ₁	: s ₁ .f ₁		m ₁	: -	
	spi	- rits		here, the cheerful		spi	- rits		here.	: -	
	r	: t ₁		d .m : m .m		r	: r		d	: -	
	gave	: us		birth, the land that		gave	: us		birth.	: -	
	f ₁	: s ₁		d ₁ .l ₁ : l ₁ .l ₁		f ₁	: s ₁		d ₁	: -	

THE QUAIL CALL.

(Words translated from the German by J. S. STALLYBRASS.)

KEY C. M. 66, twice.

p

f

Gersbach.

{	m	:-	: m.m m	:-m m		f	:-s:f		m	:-:s,s		s	:-		:	:	}
	1.Hark		to the Quail	how she		pipes	at	morn,	"Come a-	long!		Come a-long!					
	d	:-	: d.d d	:-d:d		r	:-:r:r		d	:-:		: s,s s	:-				
	2.Cool		on the hea-	ther the		dow	yet	lies;	"Cold the	night!		Cold the night!"					
	s	:-	: s.s s	:-s:s		s	:-:s:s		s	:-:		:		:	:		
	3.Now		come the	huntsmen with		horn	and	hound;	"Get you	gone!		Get you gone!					
	d	:-	: d.d d	:-d:d		t ₁	:-:t ₁ :t ₁		d	:-:		:		:	:		
	4.Hark,		when the	reaping is		ov	- er	and	done,	"I'll be-	gone!		I'll be-gone!				

{	d ^l	: d ^l	: d ^l		d ^l	:-:r ^l :d ^l		t	:-:		s	:-:s:s		s	: l	: t		d ^l	:-:r ^l :d ^l	}
	come	let	us	hide	in	the		corn."			Look	at	her,		steal-	ing	through	yonder	green	
	m	: s	: l		s	:-:s:s		s	:-:		s	:-:s:s		s	: fe	: s		l	:-:l:l	
	flutt'-	ring	and	shiv-	ing	she		cries;			Runs	to	the		sand,	where	she	mak-	eth	her
	d ^l	: d ^l	: d ^l .r ^l		r ^l	:-:f ^l :m ^l		r ^l	:-:		t	:-:t:t		r ^l	: d ^l	: t		l	:-:l:l	
	here	I	lie	safe	in	the		ground;			While	the	wheat		stands	and	the	leaves	are	yet
	d	: m	: f		s	:-:s:s		s	:-:		s	:-:s:s		t	: l	: s		fe	:-:fe:fe	
	ruth-	less	the	win-	ter	comes		on."			Hi-	ther	and		thi-	ther	she	flits	and	she

{	t	:-	:-		s	: l	: t		d ^l	: r ^l	: m ^l		f ^l	:-:f ^l :f ^l		m ^l	:-:		d ^l	: d ^l	: d ^l	}
	field,				Tell-	ing	of		sweets	that	the		har-	vest	will		yield,		Sing-	ing	the	
	s	:-	:-		s	: s	: s		s	: s	: s		s	:-:s:s		s	:-:		s	: s	: s	
	bed,				Pa-	tient-	ly		waits	till	the		shades	are	all		fed,		Wist-	ful	-ly	
	r ^l	:-	:-		t	: d ^l	: r ^l		d ^l	: t	: d ^l		r ^l	:-:r ^l :r ^l		d ^l	:-:		m ^l	: r ^l	: d ^l	
	green,				I	by	the		hun-	ter	shall		nev-	-er	be		seen;		Ah,	but	the	
	s	:-	:-		s	: s	: f		m	: r	: d		t ₁	:-:t ₁ :t ₁		d	:-:		d	: r	: m	
	flies,				But	not	a		glean-	ing	of		har-	vest	she		spies,		Tho'	in	the	

St. Co. (New.)

d' : - .t : d' r' : - .d' : r' m' : - : - - : - : : : d', d' d' : - : -	while that she joy - ful-ly glides, " God be thank'd, God be thank'd!
f : - .f : m s : - .l : t d' : - : - - : - : : : s , s l : - : -	f watch - es the bright - en - ing skies ; " God be thank'd, God be thank'd!
r' : - .r' : d' t' : - .l : s s' : - : - - : - : d', d' d' : - : d', d' d' : - : -	r' reap - ers they lay me so bare ; Who'll be - friend ? Who'll defend ? "
f : - .s : l s : - .s : s d' : - : - - : : : : : : m , m f : - : -	f vale of her birth she would stay, Look she goes, Look she goes,

ces - - cen - do.

s : - .s : s s : l : t d' : - : - - : - : :	who for the hum-ble pro-vides."
m : - .m : m f : f : f m : - : - - : - : :	m slum - ber he gave to mine eyes.
d' : - .d' : d' t : d' : r' d' : - : - - : - : :	d' God for his crea-ture will care.
s : - .s : s s : s : s d : - : - - : - : :	s ov - er the moun-tains a - way.

Words by

J. S. Stallybrass.

THE TIME FOR JOY.

("Soldiers, brave and gallant be")

Gastoldi.

f KEY B \flat . S.S.C.T.B. M. 144.

m : - .m m : s m : - .m d : - m : m . r m : fe s : - .s s : -	1. When the win - ter's past a - way, When woodspit on their green ar - ray,
d : - .d d : r d : - .d d : - d : d . r d : l ₁ t ₁ : - .t ₁ t ₁ : -	d
s ₁ : - .s ₁ s ₁ : s ₁ s ₁ : - .s ₁ s ₁ : - l ₁ : l ₁ . r ₁ l ₁ : l ₁ s ₁ : - .s ₁ s ₁ : -	s ₁
m : - .m m : r m : - .m m : - d : d . t ₁ l ₁ : r r : - .r r : -	2. In the leaf - y month of June, Un - der a high and cloud - less moon.
d : - .d d : t ₁ d : - .d d : - l ₁ : l ₁ . t ₁ d : r s ₁ : - .s ₁ s ₁ : -	3. Let the sum - mer sun be high, Or winter fogs blot out the sky,
m . m : m . m m : r m : - : s m : d r : r d : - - : -	Fala la la la la la, Fa la la la la la.
d . d : d . d d : t ₁ d : s m : d : m . f s : s m : - - : -	d
s ₁ . s ₁ : s ₁ . s ₁ s ₁ : s ₁ s : - d ₁ : m ₁ . f ₁ s ₁ : l ₁ r ₁ : s ₁ s ₁ : - - : -	s ₁
d . d : d . d d : r d : m . f s : - Fa la la, Fa la la la la.	d
Fala la la la la la, Fa la la, Fa la la la la la.	Fala la la la la la.
d ₁ . d ₁ : d ₁ . d ₁ d ₁ : s ₁ d ₁ : - : d . d d : l ₁ s ₁ : s ₁ d ₁ : - - : -	d ₁
Fa la la la la la, Fa la la la la la.	Fa la la la la la.

f

<i>m</i> : - . <i>m</i> <i>m</i> : <i>s</i>	<i>m</i> : - . <i>m</i> <i>d</i> : -	<i>m</i> : <i>m</i> . <i>r</i> <i>m</i> : <i>fe</i>	<i>s</i> : - . <i>s</i> <i>s</i> : -
Then the birds con- <i>d</i> : - . <i>d</i> <i>d</i> : <i>r</i>	spire to sing, <i>d</i> : - . <i>d</i> <i>d</i> : -	Then, then with joy they <i>d</i> : <i>d</i> . <i>r</i> <i>d</i> : <i>l</i>	hail the Spring, <i>t</i> ₁ : - . <i>t</i> ₁ <i>t</i> ₁ : -
<i>s</i> ₁ : - . <i>s</i> ₁ <i>s</i> ₁ : <i>s</i> ₁	<i>s</i> ₁ : - . <i>s</i> ₁ <i>s</i> ₁ : -	<i>l</i> ₁ : <i>l</i> ₁ . <i>r</i> ₁ <i>l</i> ₁ : <i>l</i> ₁	<i>s</i> ₁ : - . <i>s</i> ₁ <i>s</i> ₁ : -
E'er the dew hath <i>m</i> : - . <i>m</i> <i>m</i> : <i>r</i>	shut the rose, <i>m</i> : - . <i>m</i> <i>m</i> : -	While yet a breath of <i>d</i> : <i>d</i> . <i>t</i> ₁ <i>l</i> ₁ : <i>r</i>	eve - ning blows, <i>r</i> : - . <i>r</i> <i>r</i> : -
Songs of joy can <i>d</i> : - . <i>d</i> <i>d</i> : <i>t</i> ₁	still a - rise, <i>d</i> : - . <i>d</i> <i>d</i> : -	Deep in the heart their <i>l</i> ₁ : <i>l</i> ₁ . <i>t</i> ₁ <i>d</i> : <i>r</i>	foun - tain lies, <i>s</i> ₁ : - . <i>s</i> ₁ <i>s</i> ₁ : -

p

<i>m</i> . <i>m</i> : <i>m</i> . <i>m</i> <i>m</i> : <i>r</i>	<i>m</i> : - : <i>s</i>	<i>m</i> : <i>d</i> <i>r</i> : <i>r</i>	<i>d</i> : - - : -
Fa la la la la la <i>d</i> . <i>d</i> : <i>d</i> . <i>d</i> <i>d</i> : <i>t</i> ₁	la, Fa <i>d</i> : <i>s</i> <i>m</i> : <i>d</i>	la la la la la <i>s</i> : <i>m</i> . <i>f</i> <i>s</i> : <i>s</i>	la. <i>m</i> : - - : -
Fa la la la la la <i>s</i> ₁ . <i>s</i> ₁ : <i>s</i> ₁ . <i>s</i> ₁ <i>s</i> ₁ : <i>s</i> ₁	la la la la la, <i>s</i> ₁ : - <i>d</i> ₁ : <i>m</i> ₁ . <i>f</i> ₁	Fa la la la la <i>s</i> ₁ : <i>l</i> ₁ <i>r</i> ₁ : <i>s</i> ₁	la. <i>s</i> ₁ : - - : -
Fa la la la la la <i>d</i> . <i>d</i> : <i>d</i> . <i>d</i> <i>d</i> : <i>r</i>	la, Fa la la la <i>d</i> : <i>m</i> . <i>f</i> <i>s</i> : -	la la la la la : <i>d</i> . <i>d</i> <i>d</i> : <i>t</i> ₁	la. <i>d</i> . <i>t</i> ₁ : <i>d</i> . <i>r</i> <i>m</i> : -
Fa la la la la la <i>d</i> ₁ . <i>d</i> ₁ : <i>d</i> ₁ . <i>d</i> ₁ <i>d</i> ₁ : <i>s</i> ₁	la, Fa la la la, <i>d</i> ₁ : - : <i>d</i> . <i>d</i>	Fa la la la la <i>d</i> : <i>l</i> ₁ <i>s</i> ₁ : <i>s</i> ₁	la la la la la. <i>d</i> ₁ : - - : -
	Fa la la Fa la la	la la la la la la la la la la	la. la.

p

<i>t</i> ₁ : <i>t</i> ₁ . <i>l</i> ₁ <i>t</i> ₁ : <i>d</i>	<i>t</i> ₁ : <i>t</i> ₁ <i>r</i> : <i>r</i> . <i>d</i>	<i>r</i> : <i>m</i> <i>r</i> : <i>r</i>	<i>m</i> : <i>s</i> <i>s</i> : <i>fe</i>
Hark! do you hear the <i>r</i> : <i>r</i> . <i>d</i> <i>r</i> : <i>m</i>	tale they tell? Near <i>r</i> : <i>r</i> <i>t</i> ₁ : <i>t</i> ₁ . <i>l</i> ₁	and more near the <i>t</i> ₁ : <i>d</i> <i>t</i> ₁ : <i>t</i> ₁	tid - ings <i>d</i> : <i>t</i> ₁ <i>r</i> : -
<i>s</i> ₁ : <i>s</i> ₁ . <i>m</i> ₁ <i>s</i> ₁ : <i>s</i> ₁	<i>s</i> ₁ : <i>s</i> ₁ <i>s</i> ₁ :	: : <i>s</i> ₁	<i>s</i> ₁ : - <i>l</i> ₁ : -
Hark! do you hear the : :	night-in - gale, Sing : <i>p</i> <i>s</i> : <i>s</i> . <i>m</i>	loud and clear, His <i>s</i> : - : <i>s</i>	thrill - ing <i>m</i> : - <i>l</i> : <i>r</i>
Hark! do you hear our <i>s</i> ₁ : <i>s</i> ₁ . <i>l</i> ₁ <i>s</i> ₁ : <i>d</i> ₁	songs re - sound, Still <i>s</i> ₁ : <i>s</i> ₁ <i>s</i> ₁ : <i>s</i> ₁ . <i>l</i> ₁	hear, loud and clear, The <i>s</i> ₁ : <i>d</i> ₁ <i>s</i> ₁ : <i>s</i> ₁	whole year <i>d</i> : <i>m</i> <i>r</i> : -

*cres.**f*

<i>s</i> : - - : -	<i>r</i> : <i>r</i> . <i>d</i> <i>r</i> : <i>m</i>	<i>f</i> : - . <i>f</i> <i>f</i> : -	<i>ff</i> <i>s</i> : <i>f</i> . <i>m</i> <i>f</i> : <i>r</i>
swell: <i>t</i> ₁ : - - : -	Now with a sun - ny <i>t</i> ₁ : <i>t</i> ₁ . <i>d</i> <i>t</i> ₁ : <i>s</i> ₁	sky a - bove, <i>d</i> : - . <i>d</i> <i>d</i> : -	Now is the time for <i>m</i> : <i>r</i> . <i>m</i> <i>d</i> : <i>s</i>
<i>s</i> ₁ : - - : -	<i>s</i> ₁ : <i>s</i> ₁ . <i>m</i> ₁ <i>s</i> ₁ : <i>s</i> ₁	<i>f</i> ₁ : - . <i>f</i> ₁ <i>f</i> ₁ : -	<i>m</i> ₁ : <i>f</i> ₁ . <i>s</i> ₁ <i>l</i> ₁ : <i>s</i> ₁
tale? <i>r</i> : - - : -	Here, in the green and <i>t</i> ₁ : <i>t</i> ₁ . <i>l</i> ₁ <i>s</i> ₁ : <i>d</i>	sha - dy grove, <i>l</i> ₁ : - . <i>l</i> ₁ <i>l</i> ₁ : -	Here is the place for <i>d</i> : <i>l</i> ₁ . <i>d</i> <i>d</i> : <i>t</i> ₁
round? <i>s</i> ₁ : - - : -	Where joy descend-eth <i>s</i> ₁ : <i>s</i> ₁ . <i>l</i> ₁ <i>t</i> ₁ : <i>d</i>	from a - bove, <i>f</i> ₁ : - . <i>f</i> ₁ <i>f</i> ₁ : -	There is the place for <i>d</i> ₁ : <i>r</i> ₁ . <i>d</i> ₁ <i>f</i> ₁ : <i>s</i> ₁

}	d : - .d d : -	<i>pp</i> m . m : m . m m : s	m : - - : -	<i>p</i> d . d : d . d d : t ₁
	joy and love,	Fa la la la la la	la,	Fa la la la la la
	m : - .m m : -	d . d : d . d d : t ₁	d : - - : -	m . m : m . m m : s
	s ₁ : - .s ₁ s ₁ : -	s ₁ . s ₁ : s ₁ . s ₁ s ₁ : s ₁	s ₁ : - - : -	s ₁ . s ₁ : s ₁ . s ₁ s ₁ : s ₁
	joy and love,	Fa la la la la la	la,	Fa la la la la la
d : - .d d : -	:	:	m . m : m . m m : s	m : - - : -
joy and love,	Fa la la la la la	la,	Fa la la la la la	la,
d ₁ : - .d ₁ d ₁ : -	d . d : d . d d : m	d : - - : -	d . d : d . d d : m	
	Fa la la la la la	la,	Fa la la la la la	

}	d : -	<i>cres.</i> s . s m	m : -	<i>f</i> s . s m	m : -	<i>ff</i> m . m m	m : - - : -
	la, <i>cres.</i>	Fa la	la,	<i>f</i> Fa la	la,	<i>ff</i> Fa la	la,
	m : s . s m	-	s . s m	-	s . s m	d . d	d : - - : -
	la, Fa la la,		Fa la la,		Fa la la,	Fa la	la.
	s ₁ : m ₁ . m ₁ s ₁ : -		m ₁ . m ₁ s ₁ : -		m ₁ . m ₁ s ₁ : -		m ₁ . m ₁ m ₁ : -
	Fa la la,	Fa la la,		Fa la la,	Fa la la,	Fa la la,	
	d . d d : -	d . d d : -		d . d d : -		s ₁ . s ₁ s ₁ : -	
d : -	<i>cres.</i> d . d	d : -	<i>f</i> d . d	d : -	<i>ff</i> d ₁ . d ₁	d ₁ : - - : -	
la	Fa la	la,	Fa la	la,	Fa la	la.	

HEAR ME WHEN I CALL.

G A Macfarren.

}	KEY F. <i>pp</i> m : f s : l	r : - s : -	d : - r : m	f : - . m m : -
	Hear me when I	call, O	Lord of my	right - eousness ;
	d : d d : d	t ₁ : - d : -	d : - t ₁ : d	d : - . d d : -
	s : f d ¹ : l	s : - s : -	m : - s : s	l : - . s s : -
	Hear me when I	call, O	Lord of my	right - eousness ;
d : l ₁ m ₁ : f ₁	s ₁ : - m ₁ : -	l ₁ : - s ₁ : d	f ₁ : - . d d : -	

}	<i>p</i> m : f s : l	r : - s : -	<i>></i> s : d f : m	r : - . d d : m
	Hear me when I	call, O	Lord of my	right - eousness ; Have
	d : d d : d	t ₁ : - d : -	d : - l ₁ . t ₁ : d	t ₁ : - . d d : d
	s : f d ¹ : l	s : - - : f	m : - f : s	s : - . m m : s
	Hear me when I	call, O	Lord of my	right - eousness ; Have
d : l ₁ m ₁ : f ₁	s ₁ : f ₁ m ₁ : f ₁ . s ₁	l ₁ : - r ₁ : m ₁ . f ₁	s ₁ : - . d d : d	

St. Co. (New.)

<i>eres.</i>		f. B7.		>		F. t.										
s	:-	m	:r	d	:d	s	:-	m	:r	d	:d	:				
mer	-	cy	up	on	me,	Have	mer	-	cy	up	on	me,	f			
d	:-	d	:s _i	l _i	:l _i	d	:-	d	:s _i	l _i	:l _i	:m _i l _i				
And																
s	:-	s	:s	m	:m	l	m	s	:-	s	:s	m	:m	:		
mer	-	cy	up	on	me,	Have	mer	-	cy	up	on	me,	:			
m	:-	d	:t _i	l _i	:l _i	l	m _i	m	:-	d	:t _i	l _i	:l _i	:		
dim. <i>p</i>																
:	:	l _i r	s	:-	f	:m	f	:-	r	:r	r	:-	m	:		
and																
r	:d	t _i	:l _i	d	:-	r	:m	r	:d	t _i	:t _i	t _i	:-	d	:	
heark	-	-	en				un		to		my		pray		-	er.
:	:	d	f	s	:l	t	:d'	l	:-	s	:s	s	:-	s	:	
and																
:	:	d	f	m	:-	r	:d	r	:-	s	:s _i	d	:-	d	:	

C. t. <i>ff</i>															
s	d'	:-	r'	:r'	m'	:d'	l	:t.d'	r'	:-	s	s	l	:l	:
Lord,	lift	thou	up	the	light	of	thy	coun	-	te	-	nance	up	-	on
r	s	:-	f	:f	m	:s	f	:f.m	s	:-	f	:m.r	f	:f	:
s	d'	:-	d'	:t	d'	:d'	d'	:r.l.d'	d'	:t	t	:t	d'	:d'	:
Lord,	lift	thou	up	the	light	of	thy	coun	-	te	-	nance	up	-	on
t _i m	:-	r	:r	d	:m	f	:r.l	s	:-	s	:s	f	:f	:	

r'	:-	-	:-	t	:d'	l	:f	r'	:-	-	:l.l	t	:d'	l	:d'
Lord,	lift	thou	up	the	light	of	thy	coun	-	te	-	nance	up	-	on
l	:-	-	:-	f	:s	f	:d	l	:-	-	:f.f	f	:s	f	:m.f
f'	:-	-	:-	r'	:d'	d'	:l	f'	:-	-	:r'.r'	r'	:d'	d'	:d'
Lord,	lift	thou	up	the	light	of	thy	coun	-	te	-	nance	up	-	on
:	>	r	:-	f	:m	f	:	r	:r	r	:r.r	r	:m	f	:l
Lord,		lift thou up				the light									

		f. F. <i>p dolce.</i>															
-	:t.l	t	:-	d'	:-	-	:-	d's	:f	m	:r	d	:l	s	:-	-	:r
on me. I will lay me down in peace and																	
s	:-	-	:f	m	:-	-	:-	:	:	:	:	:	:	pia	:f	d	:-
and take																	
r'	:-	-	:-	d'	:-	-	:-	:	:	:	:	:	:	d's	r	:-	:
and take																	
on																	
s	:-	-	:-	d	:-	-	:-	:	:	:	:	:	:	l	m	s _i	:-

r	: s	f	m	:-	s	:-	-	: f	m	: r	d	: l	s	:-	-	: r	r	: m
take	my	rest,	I					will	lay	me	down	in	peace,			and	take	my
t _i	:-	d	: r		d	: t _i		d	:	:	:	:	d	:	d	:-	t _i	:-
my		rest,	and	take	my	rest,							and	take	my			
s	:-	s	: f		m	: r		m	:	:	:	:	s	r	:-	s	:-	
s _i	:-	d	:-	-	-	-	-	-	-	-	-	-	: m _i	s _i	:-	s _i	:-	

f	:-	:	:	r	s	: f	m	:-	-	:-	f	:-	f	:-	-	: s		
rest;				For	it	is	thou,				Lord,	on	-	-	-	-		
d	:-	:	:	:	:	:	:	:	:	:	l _i		r	: d	t _i	:-		
rest;											For	it	is	thou				
f	:-	:	:	:	:	:	:	s		d'	: t	l	:-		l	:-	-	: s
rest;								For	it	is	thou	on	-	-	-	-	-	
l _i	: l _i		r	: d	t _i	:-	-	-	-	-	d	:-	-	-	-	-	-	
	For	it	is	thou,				Lord,			thou,	Lord,		on				

f. B7. pia.

m	: d	s _i		l _i	:-	s _i		s _i	:-	l _i	:-	-	: s _i		l _i	: t _i		d	: r	s _i	:-	-	: r	
ly	that	mak	-	est	me			dwel	in	safe	-	-	ty;								ty;			that
d	: d	s _i		f _i	:-	m _i		m _i	:-	f _i	:-	-	: s _i		f _i	:					s _i		s _i	: s _i
	that	mak	-	est	me			dwel	in	safe	-	ty;									Thou	on	-	ly
d	: f	d	:-		d	: d		d	: r		d	: t _i		d	: -		f	:-	-	-	m	:	-	: f
ly	that	mak	-	est	me			dwel	in	safe	-	-	ty;											that
l _i	: l _i	m _i		f _i	:-	d _i		d _i	:-	f _i	:-	-	: m _i		f _i	: s _i		l _i	: t _i	d	:	-	: t _i	
ly	that	mak	-	est	me			dwel	in	safe	-	-	ty;											that

F. t.

pp

m	:-	r	r	:-	m	l	:-	-	: s		l	: t		d'	: l		s	:	-	: s	r	:-	
mak	-	est	me,			dwel	in	safe	-	-	ty.										A	-	men,
s _i	:-	s _i	: s _i		s _d	: r		d	: t _i		d	: -	-	: f	:-	-	m	: s _i		d	:-	-	: t _i
mak	-	est	me			dwel	in	safe	-	-	ty.	A	-	men,									
d	:-	t _i	t _i		d	f	:-	-	: s		f	:-	-	-	-	s	:	-	: m	s	:-	-	
mak	-	est	me			dwel	in	safe	-	-	ty.	A	-	men,									
d	:-	s _i	s _i	:-	d _i	f _i	:-	-	: m _i		f _i	: s _i		l _i	: f _i		d	:	-	:	:	:	

ff

s	: f	m	:-	d'	:-	-	:-	t	: l	t	:-	t	:-	d'	:-	-	:-
A	-	men,		A	-	-	-	men,	A	-	men,	A	-	men,			
t _i	:-	d	:-	d	:-	r	:-	-	: -	-	s	: f	m	:-	-	:-	
s	:-	l	:-	m	:-	s	:-	-	: -	-	s	:-	s	:-	-	:-	
A	-	men,		A	-	men,			A	-	men,	A	-	men,			
:	:	:	:	l _i	:-	s _i	:-	-	: -	-	s _i	:-	{	d	}	:-	:-
													{	d _i	}	:-	:-

WE FLY BY NIGHT.

KEY F. M. 108.

d ^l : d ^l .t l :	r ^l : r ^l .d t :	C. t.	d ^l f ^l : r ^l .d t : s ^l	r ^l .f : m ^l .r m ^l .d ^l : —
We fly by night,	we fly by night,	we fly by night 'mong	troops of spirits,	troops of spirits,
: d : d.d	f : - .m r :	m l : l.l s : s	s : - .s s : s : —	s : - .s s : s : —
We fly by night,	night,	we fly by night 'mong	troops of spirits,	troops of spirits,
: f : f.s	l : s : s.s	s d ^l : f ^l r ^l : d ^l	d ^l : t d ^l .d ^l : —	d ^l : t d ^l .d ^l : —
We fly by night,	we fly by night,	night, by night 'mong	troops of spirits,	troops of spirits,
: f : f.m	r : s : s.f	m l : f s : m	s : s d.d : —	s : s d.d : —

Matthew Locke.

f. F.

:	:	d ^l s : s.f m :	d ^l : d ^l .t l.t : l.s	f.s : f.m r :
s r : r.d t :	We fly by night,	d : d.d d :	we fly,	r : r.r r :
We fly by night,	We fly by night,	s : s.s s :	we fly by night,	we fly by night,
m ^l t : t.l s :	s : s.s s :	l : l.l l :	l : l.l l :	l : l.f s :
:	d ^l s : s.f	m : d : d.t,	l ₁ : f : f.m	r.m : r.d t ₁ .d : t ₁ .l ₁
We fly by	night,	we fly by	night,	we fly

s : s .f m .f : m .r	d .r : m .d r .m : f .r	m .f : s .m f .s : l .f
we fly	d : d .d t ₁ : - .t ₁	d : - f : f .f
r : r .r d :	We fly by night, by	s : d ^l d ^l : d ^l .t
we fly by night,	m : m .m s : - .s	d .r : m .d r .m : f .r
t : t .t d ^l :	l ₁ .t ₁ : d .t ₁ , l ₁ s ₁ : s ₁	d .r : m .d r .m : f .r
s ₁ : d : d .t ₁	- - - - -	fly - - - - -
- we fly,	- - - - -	- - - - -

s .l : ta .s l .t : d ^l	t : d ^l d ^l : t	d ^l .d ^l : — :	D.C.
- - - - - by	night 'mong troops of	spi-rits.	
m : - .m d : f	r : m r : r	m .m : — :	
night, we fly by	night 'mong troops of	s .s : — :	
d ^l : - .d ^l d ^l : - .l	s : s s : s	d .d : — :	
m .f : s .m f .s : l .f	s : d s ₁ : s ₁	spi-rits.	
- - - - - by	night 'mong troops of		

St. Co. (New).

MY LADY IS AS FAIR AS FINE.

John Benet, 1614.

KEY B7. M. 90. p

F. t.

$\left. \begin{array}{l} : d.r \\ My \\ : m_i.f_i \\ : s_i \\ My \\ : d_i \end{array} \right\}$	$\left. \begin{array}{l} m : - .m m \\ la - dy is as \\ s_i : - .s_i s_i : l_i \\ d : - .d d : d \\ la - dy is as \\ d_i : - .d_i d_i : f_i \end{array} \right\}$	$\left. \begin{array}{l} : f \\ fair as fine, With \\ s_i : f_i, m_i r_i : t_i \\ d : s_i s_i : s.f \\ fair as fine, With \\ d_i : d_i s_i : s_i \end{array} \right\}$	$\left. \begin{array}{l} m : r.d t : r \\ milk - white hands and \\ s_i : d t, m : d \\ m : s s.d' : s \\ milk - white hands and \\ d_i : d_i s_i.d : m_i \end{array} \right\}$	$\left. \begin{array}{l} r s : d' \\ gold - en hair; Her \\ r : -r d : d \\ l : s.f m.f : m.r \\ gold - en hair; Her \\ f_i : s_i d : - \end{array} \right\}$
---	---	--	---	---

cres.

f. B7.

f

$\left. \begin{array}{l} m \\ eyes \\ d \\ d \\ eyes \\ : s_j \\ Her \end{array} \right\}$	$\left. \begin{array}{l} : r.m r.d : t_i.d \\ the ra - diant \\ : t_i.d t_i.l_i : s_i.l_i \\ r : r r : -r \\ the ra - diant \\ s_j s_i : -s_i \\ eyes the$	$\left. \begin{array}{l} r l_i, t_i : d.m r : - \\ stars out - shine, \\ ta, f_i : s_i, l_i t_i : - \\ s r : m.d r : - \\ stars out - shine, \\ s_i r_i : d_i s_i : - \\ stars out - shine,$	$\left. \begin{array}{l} m : - .s f : d \\ Light - ing all things far and near: \\ s_i : - .s_i l_i : d \\ d : m r : d \\ Light - ing all things far and near: \\ m_i : - .m_i f_i : l_i \end{array} \right\}$	$\left. \begin{array}{l} r : r m : \\ d : t_i d : \\ s : s s : \\ s_i : s_i d_i : \end{array} \right\}$
--	--	--	--	---

pp

$\left. \begin{array}{l} d \\ Fair \\ m_i \\ d \\ Fair \\ d_i \end{array} \right\}$	$\left. \begin{array}{l} : - .r m : d.s_i \\ as Cyn - thia, \\ : - .f_i s_i : s_i \\ d : d d : s_i \\ as Cyn - thia, \\ : - .d_i d_i : m_i \end{array} \right\}$	$\left. \begin{array}{l} l_i, t_i : d d.t_i : - \\ not so fickle; \\ f_i : m_i r_i, r_i : - \\ r : s s : r.m \\ not so fickle; \\ r_i : d_i s_i, s_i : - \end{array} \right\}$	$\left. \begin{array}{l} d : - .r m : d \\ Smooth as glass, tho' not so brittle. \\ l_i : - .l_i s_i : m_i \\ f : d d.r : m.f \\ Smooth as glass, tho' not so brittle. \\ f_i, s_i : l_i, t_i d : d_i \end{array} \right\}$	$\left. \begin{array}{l} d : t_i d.d : - \\ r_i : r_i d_i, d_i : - \\ s : - .f f.m : - \\ s_i : s_i d_i, d_i : - \end{array} \right\}$
---	--	--	---	--

p

F. t.

$\left. \begin{array}{l} : \\ My \\ : m_i, f_i \\ : s_i \\ My \\ : d_i \end{array} \right\}$	$\left. \begin{array}{l} : d.r \\ heart is like a \\ s_i : - .s_i s_i : l_i \\ d : - .d d : d \\ heart is like a \\ d_i : - .d_i d_i : f_i \end{array} \right\}$	$\left. \begin{array}{l} m : - .m m : f \\ ball of snow, Fast melt - ing at her \\ s_i : f_i, m_i r_i : t_i \\ d : s_i s_i : s.f \\ ball of snow, Fast melt - ing at her \\ d_i : d_i s_i : s_i \end{array} \right\}$	$\left. \begin{array}{l} m : r.d t_i : r \\ melt - ing at her \\ s_i : d t, m : d \\ m : s s.d' : s \\ melt - ing at her \\ d_i : d_i s_i.d : m_i \end{array} \right\}$
--	--	---	---

cres.

f. B7.

f

$\left. \begin{array}{l} d' \\ glan - ces bright; Her \\ r \\ l \\ glan - ces bright; Her \\ f_i \end{array} \right\}$	$\left. \begin{array}{l} : t d' : d.r \\ ru - by lips like \\ d : t_i.d t_i.l_i : s_i.l_i \\ d : r r : -r \\ ru - by lips like \\ s_i s_i : -s_i \\ Her lips like \end{array} \right\}$	$\left. \begin{array}{l} r l_i, t_i : d.m r : - \\ nightworms glow, \\ ta, f_i : m_i, d_i r_i : - \\ s r : s_i, l_i t_i : -r \\ nightworms glow, \\ s_i r_i : d_i s_i : - \\ nightworms glow, \end{array} \right\}$	$\left. \begin{array}{l} m : - .s f : d \\ Spark - ling thro' the pale twi - \\ s_i : - .s_i l_i : d \\ d : m r : d \\ Spark - ling thro' the pale twi - \\ m_i : - .m_i f_i : l_i \end{array} \right\}$	$\left. \begin{array}{l} r : r \\ d : t_i \\ s : s \\ s_i : s_i \end{array} \right\}$
--	---	---	--	---

C. t. cres.

$s : - : -$	$m : - : -$	$s \overline{d'} : t : d'$	$s : - : -$	$- : - : -$	$\overline{m} f' : m' : r'$	$d' : - : -$	$- : - : -$
sleep - ing,	Sleep - est	thou	be - lov - ed	maid?			
light - ly	I - da	lies	in heav'n - ly	rest.			
$r : - : -$	$d : - : -$	$t_1 m : r : m$	$s : - : -$	$- : - : -$	$d' t : - : -$	$d' : - : -$	$- : - : -$
$s_1 : - : -$	$- : - : -$	$- : - : -$	$t_1 m : f : m$	$r : - : -$	$d r : m : f$	$m : - : -$	$- : - : -$
$s : - : -$	$- : - : -$	$- : - : -$	$s \overline{d'} : t : d'$	$s : - : -$	$- : - : -$	$s : - : -$	$- : - : -$
$t_1 : - : -$	$d : - : -$	$s_1 d : - : -$	$- : - : -$	$d : t_1 : d$	$s : - : -$	$d : - : -$	$- : - : -$

dolce.

f.F.

cres.

$d' t : d'$	$r' l' : - : -$	$- : - : -$	$\overline{s} f : m : r$	$m : - : -$	$s : - : -$	$s : f e : s$	$l : - : -$
I - da	hear		my lute's soft	num - bers,		Float - ing	on
Play - ful	ze -		phys gent - ly	steal - ing,		Up - ward	waft
$- : - : -$	$t a f : - : -$	$- : - : -$	$m r : d : t_1$	$d : - : -$	$- : - : -$	$- : - : -$	$f : m : f$
$- : - : -$	$m t_1 : - : -$	$d : t_1 : d$	$s_1 : - : -$	$- : - : -$	$- : - : -$	$- : - : -$	$t_1 : - : -$
$- : - : -$	$s r : - : -$	$- : - : -$	$f : s : f$	$m : - : -$	$- : - : -$	$- : - : -$	$r : - : -$
$- : - : -$	$d s_1 : - : -$	$- : - : -$	$- : - : -$	$d : - : -$	$- : - : -$	$- : - : -$	$s_1 : - : -$

Poco rit.

$- : - : -$	$s f : m : r$	$m : - : -$	$\overline{d'} s : - : -$	$\overline{s_1} : m : r$	$d : - : -$	$- : - : -$	$t_1 d : l : f e$
	the balm - y	air,	Yet, my	lute			if I - da
	my song to	thee,	May its	tones			my love re-
$r : - : -$	$m r : - : -$	$d : - : -$	$m s : - : -$	$- : - : -$	$d : s_1 : l_1$	$s_1 : - : -$	$d : - : -$
$- : - : -$	$s_1 : l_1 : t_1$	$d : - : -$	$- : - : -$	$- : - : -$	$s_1 : - : -$	$- : - : -$	$l_1 : - : -$
$- : - : -$	$s : - : -$	$- : - : -$	$m : - : -$	$- : - : -$	$m : - : -$	$- : - : -$	$s f e : - : - r$
$- : - : -$	$- : - : -$	$d : - : -$	$- : - : -$	$- : - : -$	$d : - : -$	$- : - : -$	$- : - : -$

dim.

$s : - : -$	$m : - : -$	$\overline{l} : t : d'$	$\overline{m} : - : -$	$- : - : -$	$s f : m : r$	$d : - : -$	$- : - : -$
slum - bers,	Hush! nor	wake	my la - dy	fair.			
veal - ing,	Fill thy	dreams	with thoughts of	me.			
$r : - : -$	$d : - : -$	$r : - : -$	$m : - : -$	$- : - : -$	$d r : d : t_1$	$d : - : -$	$- : - : -$
$s_1 : - : -$	$d : - : -$	$- : - : -$	$- : t_1 : d$	$s_1 : - : -$	$- : - : -$	$s_1 : - : -$	$- : - : -$
$s : - : -$	$- : - : -$	$f e : - : -$	$s : - : -$	$- : r : m$	$f : - : -$	$m : - : -$	$- : - : -$
$t_1 : - : -$	$d : - : -$	$l_1 : - : -$	$s_1 : - : -$	$- : - : -$	$- : - : -$	$d : - : -$	$- : - : -$

COME, LET US ALL A MAYING GO.

Arranged for mixed voices by GEO. OAKLEY.

L. Atterbury.

KEY E♭. *Vivace.* M. 132.

<i>f</i>		<i>p</i>			
s : s.s s : s	l : s s : s	l.f : f.l s.m : s	r.m : f.m r :		
Come, let us all a	May - ing go, And	light - ly trip it	to and fro; <i>f</i>		
m : m.m r : m	f : r m : m	f : d d : m	t ₁ .d : r.d t ₁ : r.d		
				Let us	
d̄' : d'.d' t : d'	d' : t d' : s̄	f.l : l.f d̄' : d'	r'.d' : t.d' s̄ : r.r		
Come, let us all a	May - ing go, And	light - ly trip it	to and fro;		
d : d.d s ₁ : d	f ₁ : s ₁ d : d	f : - .f m.s : d'	s : s s :		

<i>p</i> B♭. t.		<i>p</i>		<i>cres - cen - do.</i>	
t ₁ : m.d l ₁ :	f	f : r t ₁ : - .	d : d.d r : - .r	m : m	
Let us go,	<i>f</i>	let us go.	Come, let us all a	May - ing	
t ₁ : : m ₁ .s ₁	f ₁ : f ₁ .l ₁ s ₁ : - .	s ₁ : s ₁ .s ₁ s ₁ : - .s ₁	s ₁ : l ₁		
go,	let us	go,			
s : : m ₁ .l ₁	r : l ₁ .l ₁ r : - .	m : m.m r : - .r	d : d		
		let us go.		Come, let us all a	
<i>p</i>			d : d.d t ₁ : - .t ₁	d : l ₁	
s ₁ .d ₁ .m ₁ f ₁ :	r ₁ .f ₁ s ₁ : - .				
Let us go,					

<i>ff</i>				<i>p</i>	
f : - .f f : r	m.d : f.r	m.r : d.t ₁ d : -	:	:	r.t ₁ : t ₁ .s ₁
go, And light - ly	trip it	to and fro,	<i>p</i>		trip it to and
t ₁ : - .l ₁ s ₁ : t ₁	d.d :	s ₁ : s ₁ s ₁ : -	s ₁ .m ₁ : m ₁ .d ₁ l ₁ :		:
				trip it to and fro,	
r : - .r r : s	s : l	s.f : m.r m : -	:	f.r : r.t ₁ s ₁ : s ₁ .s ₁	
go, And light - ly	trip it	to and fro,		trip it to and fro, to and	
r : - .d t ₁ : - .s ₁	d : f ₁	s ₁ : - .s ₁ d : -	:	:	:

<i>f</i>				1st time.		2nd time.	
d : -	f : r	m.d : f.r	m.r : d.t ₁ d s : -	d : s ₁	d.m.r.d t ₁ .l ₁ : s ₁ .f ₁		
fro,	light - ly,	light - ly	trip it to and fro.	fro. The	bells	shall	
m ₁ .d ₁ : s ₁ .m ₁ s ₁ : t ₁	d.d :	s ₁ .s ₁ : s ₁ .s ₁ s ₁ : -	s ₁ : s ₁	s ₁ : s ₁	d ₁ .d : t ₁ .l ₁ s ₁ .f ₁ : m ₁ .r ₁		
trip it, trip it,	light - ly	trip it,		m :	s : m :		
s ₁ : -	r : s̄	s : l	s.f : m.r m t : -	fro.	Cuc - koo,		
fro,	light - ly,	light - ly,	trip it to and fro,	d ₁ : .d	d̄ : - d̄ : -		
s ₁ .m ₁ : m ₁ .d ₁ t ₁ : s ₁	d ₁ .d : f ₁	s ₁ .s ₁ : s ₁ .s ₁ d ₁ : s ₁	d ₁ : s ₁	The	bells	shall	

St Co. (New.)

$m_1.m : r.d t_1.l_1 s_1.f_1$	$m_1.m : r.d t_1.l_1 s_1.f_1$	$m_1 : - $	$f. Eb.$	$d_s : m $	$:$
ring, and the	cuc - - - koo	sing,		Cuc-koo,	
$d_1.d : t_1.l_1 s_1.f_1 : m_1.r_1$	$d_1.d : t_1.l_1 s_1.f_1 : m_1.r_1$	$d_1 : - $	$: m_1 t_1$	$\bar{d} : - \bar{d} : -$	
ring, and the	cuc - - - koo	sing,	The	bells shall	
$s : m :$	$s : m :$	$s : m $	$: s r'$	$\bar{d}' : m' : r' . d' t . l . s . t$	
Cuc - koo,	Cuc - koo,	Cuc - koo.	The	bells shall	
$\bar{d} : - : d . d$	$\bar{d} : - \bar{d} : -$	$\bar{d} : - $	$: d s$	$\bar{d} . d' : t . l s . f : m . r$	
ring, and the	cuc - - koo	sing,	The	bells shall	

$s : m :$	$s : m :$	$s : m :$	$:$	$: : d' . d'$
Cuc - koo,	Cuc - koo,	Cuc - koo,		And the
$\bar{d} : - : d . s$	$\bar{d} : - \bar{d} : -$	$\bar{d} : - -$	$:$	$: : m . m$
ring, and the	cuc - - koo	sing,		
$d' . m' : r' . d' t . l : s . t$	$d' . m' : r' . d' t . l : s . t$	$d' : - -$	$: \bar{d}''$	$s : d' s :$
ring, and the	cuc - - koo	sing,	The	drum shall beat,
$d . d' : t . l s . f : m . r$	$d . d' : t . l s . f : m . r$	$d : - :$	$:$	$: :$
ring, and the	cuc - - koo	sing,		

$t : d'$	$ t$	f	s	$: - . s$	$ s$	β	$: s . d'$	$t : d'$	$ t$	ff	$: . t$
fife shall play,	The	drums shall beat,	and the	fife shall play,	And						
$r : m r$	$: m$	$r : - . m r$	$: s . s$	$s : s$	$ s$	$: s$	$ s$	$: . s$			
$:$	$: d'$	$t : - . d' t$	$: \bar{m} . m'$	$r' : m'$	$ r'$	$: . r'$	$ r'$	$: . r'$			
$:$	$: d$	$s_1 : - . d s_1$	$: d' . d'$	$s : d'$	$ s$	$: . s_1$	$ s$	$: . s_1$			

		1ST TIME.	B γ . t.	D.S.	2ND TIME.		
d'	$: s$	$ s$	$: f . m$	$r : s$	$ m l_1$	$: . s_1$	
so	we'll	pass	our	time	a -	way.	
s	$: - f$	$ m$	$: d$	$d : - . t_1$	$ d f_1$	$: . s_1$	
d'	$: r$	$ d'$	$: \bar{l} . s$	$s : s$	$ s d$	$: :$	
so	we'll	pass	our	time	a -	way.	
l_1	$: t_1$	$ d$	$: f .$	$s_1 : s_1$	$ d f_1$	$: . d$	
				s_1	$: s_1$	$ d$	$: -$

HALLELUJAH, AMEN.

KEY D. *Allegro*. M. 88.

(From "Judas Maccabæus.")

Handel.

} f	:		:	:		:	:	:		:
	:		:	:		:	:	f	:	d . r m . f . s : l . s
	:		:	:		:	:	:	:	Hal-le - lu - jah, A-men,
	:		:	:		:	:	:	:	d' . t d' . r' . m' : f' . m'
d	:	- . r m . f . s : l . s	l . s : f . m f . m : r	d	:		:			
Hal	-	le - lu - jah, A-men,	A - men, Halle - lu - jah, A -	men.						

f A. t.

} f	:		:	:		:	:	:		:	
	:		:	:		:	:	f	:	s d . r m . f . s : l . s	
	:		:	:		:	:	:	:	Hal-le - lu - jah, A-men,	
	:		:	:		:	:	:	:	s . d . t, d : d	
l . s : f . m r . m : f	m	:	:	:	:	:	:	:	A - men, Halle - lu - jah, A -		
A - men, Halle - lu - jah, A -	men,	:	:	:	:	:	:	:	men, Halle - lu - jah, Hal - le -		
f' . m' : r' . d' t . d' : r'	d'	:	:	:	:	:	:	:	f . s : f . s	f . s : s s : - . s	
:		:	:		:	:	:	:	:	Hal-le - lu - jah, Hal-le - lu -	
:		:	:		:	:	:	:	:	lu - jah, Hal-le - lu -	
:		:	:		:	:	:	:	:	t m . r d . r . m : f . m	f . m : r . d t, d : s,
:		:	:		:	:	:	:	:	Halle - lu - jah, A-men,	A - men, Halle - lu - jah, Hal -

f. D.

} f	d	:	f		-	:	m	t		l	:	-		s	:	d'		d'	:	f'		f'	:	m' . r'
	men,	A	-	men,	A	-	men,	Hal -	le	-	lu -	jah,	Hal -											
	d	:	- . t, l, s,	-	- . s, r	m	:	f . m r	s	:	f . m, r		s	:	-									
	lu	-	jah, Hal	-	le -	lu	-	jah,	Hal -	le	-	lu -	jah,	Hal -										
s	:	f		s	:	- . s, r'	d'	:	r' . d' t . l	:	s	:	d'	:	-	r'		d' . s	:	d'				
jah,	Hal -	le -	lu -	jah,	Hal -	le -	lu -	jah,	Hal -	le -	lu -	jah,	Hal -											
l,	:	- . s, l, t, s,	d	s	-	. d : f		-	:	m		-	:	t		d'	:							
le	-	lu -	jah,	-	-	-	-	-	Hal -	le	-	lu -	jah,											

A. t.

} f	m'	:	-	r' d'	:	-	d'	d'	:	-		-	:	t		d' f	:	m . r d . r . m : f . m
	le	-	lu -	jah,	Hal -	le	-	lu -	jah,	Hal -	le -	lu -	jah,	A-men,				
	s	:	- . t, d, r . m : f . m	f . m : l . s l . s : f														
	Hal	-	le - lu - jah, A-men,	A - men, Halle - lu - jah, A -	men.													
s	:	- . f s	:	d'	:	:	:	:	:	:	:	:	:	:	:	s d	:	- . r m . f . s : l . s
Hal	-	le - lu - jah,	Hal -	le - lu - jah,	A - men,											Hal	-	le - lu - jah, A-men,
d	:	- . r m . f . s : l . s	l . s : f . m f . m : r													d f	:	:
Hal	-	le - lu - jah, A-men,	A - men, Halle - lu - jah, A -	men.														

		f. D.			
f m : l . s l . s : f	m	: f d'	r' : r' . r'	s	: . d' r' . ,m':f' . m',r'
		men. O	Ju - dah, re-	juice,	re - juice, - -
:	:	: ds	f : f . f	m	: . s l : s
l . s : f . m f . m : f	d	: l m'	r' : r' . r'	d'	: . m' f' . ,m':r' . m',f'
A - men, Halle - lu - jah, A -	men. O	Ju - dah, re-	juice,	re - juice, - -	
:	:	: f d'	d' : t . t	d'	: . d' d' . r', d' : t . l , t

m'	: . d' r' . ,m':f' . m',r'	m',r',d'	: . s l : - . t	d'	: . m' f' . f' : f' . f'
-	Re-juice, O	Ju - dah,	in songs	di-	vine, With cherubim and
s	: . s l : s	s . s	: . s f : - . f	m	: . s l . l : l . l
juice,	Re-juice, O	Ju - dah,	in songs	di-	vine,
m'	: . m' f' . ,m':r' . m',f'	m' . m'	: . m' r' : - . r'	d'	: . s f . s : l . t
-	Re-juice, O	Ju - dah,	in songs	di-	vine, With cherubim and
d'	: . d' d' . r', d' : t . l , t	d' . d	: . d' f : - . s	l	: :

m' . m' : m' . m' r' : - . t	s	: . t d' . d' : d' . d'	t . t : t . t d' : - . d'
se - ra - phim harmo - nious	join,	With cheru - bim and	se - ra - phim harmo - nious
s . s : s . s f : - . f	m	: . s s . s : s . s	s . s : s . s s : - . s
d' . r' : m' . d' r' . d' : t . s	d'	: . r' m' . m' : m' . m'	r' . r' : r' . r' m' : - . m'
se - ra - phim harmo - nious	join,	With cheru - bim and	se - ra - phim harmo - nious
:	:	: . s d . r : m . f	s . l : t . s d' : - . d

A. t.		f. D.			
t	: s d . r m , f . s : l . s	l . s : f . m f . m : r	s	: -	m' : r'
join.	Halle - lu - jah, A - men,	A - men, Halle - lu - jah, A -	men,	and	in
s	: r s _i s _i : f _i	d : d d : t _i	d	: -	d s : s
r'	: t m . r d , r , m : f . m	f . m : l . s l . s : f	m	: -	m t : t
join.	Halle - lu - jah, A - men,	A - men, Halle - lu - jah, A -	men,	and	in
s	: s d d : -	- - - - : r	d	: -	d s : s
	Har - mo - nious	- - - - -	nious	join,	

f ^l	:—	s	:—	s	:—	—	: d ^l	d ^l	:—	r ^l	:—
songs		di	- -	vine		har	-	mo	- -	nious	
f	:—	f	:—	m	:—	—	: l . s	l . s	: l . s	f . m	: f
songs		di	- -	vine		har	-	mo	- -	nious	
d ^l	:—	r ^l	:—	m ^l	:—	—	: f ^l . m ^l	f ^l . m ^l	: f ^l . m ^l	r ^l . d ^l	: r ^l
songs		di	- -	vine		har	-	mo	- -	nious	
l	:—	t	:—	d ^l	:—	—	: d ^l	d ^l	:—	—	: t

s	: d ^l . t	d ^l . r ^l . m ^l	: d ^l . s	d ^l . s	: l . t . d ^l	l . t . d ^l	: t	d ^l	:		:
join.	Halle - lu - jah,	A - men,	A - men,	Hal - le - lu - jah,	A - men,	Hal - le - lu - jah,	A - men,				
m	: s . f	s . f . m	: f . m	f . m	: l . s	l . s	: f	m	:		:
join.	Halle - lu - jah,	A - men,	A - men,	Hal - le - lu - jah,	A - men,	Hal - le - lu - jah,	A - men,				
d ^l	: m ^l . r ^l	d ^l . t	: d ^l . t	d ^l . t	: d ^l . s	d ^l . s	: r ^l	s	:		:
join.	Halle - lu - jah,	A - men,	A - men,	Hal - le - lu - jah,	A - men,	Hal - le - lu - jah,	A - men,				
d ^l	: d . r	m ^l . f . s	: l . s	l . s	: f . m	f . m	: r	d	:		:

:		: r ^l	d ^l	:		:		: t		l	:		: d ^l
		A -	men,					A -	men,	Hal -			
:		: s	:		:	:		: f		m	:		: s
		A -	men,					A -	men,	Hal -			
:		: r ^l	m ^l	:		:		: r ^l		d ^l	:		: d ^l
		A -	men,					A -	men,	Hal -			
:		: t	d ^l	:		:		: s		l	:		: m

Adagio.

t	: - . t	d ^l	:—	d ^l	:—	t	:—	d ^l	:—	—	:—	—	:—	—	:—	—	:—	—	:—
le	- lu - jah,			A	- - -			men.											
f	: - . f	s	:—	s	:—	—	: f	m	:—	—	:—	—	:—	—	:—	—	:—	—	:—
le	- lu - jah,			A	- - -			men.											
r ^l	: - . r ^l	m ^l	:—	r ^l	:—	s	:—	s	:—	—	:—	—	:—	—	:—	—	:—	—	:—
le	- lu - jah,			A	- - -			men.											
r	: - . r	d	:—	s	:—	—	:—	d	:—	—	:—	—	:—	—	:—	—	:—	—	:—

Words by
Cunningham.

SWIFTLY FROM THE MOUNTAIN'S BROW.

Musio by
Samuel Webbe.

KEY E7. Allegretto. M. 80.

d' : s	d' : d'	.r',d' : t .d'	r' : r .f	: l .f	: s .d'
Swift - ly,	swift - ly	from the mountain's	brow, Shadows,	shadows	nurs'd by
:	m : d	.t, d : r .m	f : —	m .d :	t, r : r .m
:	Swift - ly,			Shadows	shadows
:	d : m	.s, s : s .s	f : —	:	r .t, : t .s
d : m	: m .d	from the mountain's	brow,		nurs'd by
Swift - ly,	swiftly	f .f : f .m	r : t, s,	d : f, l,	s, : - .m,
		from the mountain's	brow, Shadows	nurs'd, shadows	nurs'd by

	<i>dim.</i>		<i>p</i>		
d' : t	d' : —	— : t	d' : —	d' : s	s : d'
night re - tire,		re - tire,	Swift - ly,	swift - ly	
r : r	m : —	— : r	m : —	m : d	
l : s	s : —	— : s	s : —	s : m	
night re - tire,		re - tire,		swift - ly	
f, : s,	d : —	— : s,	d : —	— : —	— : —

.r',d' : t .d'	r' : r .f	: l .f	: s .d'	d' : t	d' : —
from the mountain's	brow, Shadows,	shadows	nurs'd by	night re - tire,	
.t, d : r .m	f : —	m .d :	t, s, l, t, r, d, m	l, : s,	s, : —
		shadows,	shadows		
.s, s : s .s	f : —	:	r .t, d : r .m	r : r .m, f	m : —
from the mountain's	brow,		Shadows nurs'd by	night re - tire,	
f .f : f .m	r : t, s,	d : f, l,	s, : - .m,	f, : s,	d : —
	Shadows	nurs'd, shadows	nurs'd,		

<i>p</i>		<i>Dole.</i> M. 80, twice.	
— : t	d' : —	: m : m f : - : s	l : - : - s : - : - d' : - : - - : - : -
re - tire.		And the peep - ing	sun - beams
— : r	m : —	: d : d r : - : m	f : - : - m : - : - d : - : - - : - : -
— : s	s : d'	d' : - : - - : - : -	- : - : - - : - : - : m : m f : - : s
re - tire, re - tire.			And the peep - ing
— : s,	d : —	- : - : - - : - : -	- : - : - - : - : - : d : d r : - : m

St. Co. (New.)

B. t.

- : - : - - : - : :	: : s s d : - : d	t _l : - : - s : - : -	f : - : -
- : - : - - : - : :	: : m m _l : - : l _l	s _l : - : - s _l : - : -	- : - : s _l
l : - : - s : - : f	m : - : - l r : - : -	r : - : - m : - : -	r : - : -
sun - beams now	paint with	gold, now	paint
f : - : - m : - : r	d : - : - d f : - : -	s _l : - : - - : - : -	- : - : s _l

now

m : - : - r : - : -	m : - : - r : - : -	d : - : - t _l : - : -	d : - : d
with gold, now	paint with	gold the	the
s _l : - : s _l	s _l : - : - - : - : -	s _l : - : s _l	
paint with	gold, now	paint with	gold the
d : - : - t _l : - : -	s : - : - f : - : -	m : - : - r : - : -	m : - : r
with gold, now	paint with	gold the	the
s _l : - : s _l	s _l : - : - - : - : -	- : - : s _l	d _l : - : d _l
paint with	gold,	now paint with	gold the

f. E. j.

d : - : - t _l : - : -	d s : - : - - : - : -	: m : m f : - : s	l : - : -
vil - - lage	spire,	And the peep - ing	sun -
s _l : - : - - : - : f _l	m _l t _l : - : - - : - : -	: d : d r : - : m	f : - : -
m : - : - r : - : -	d s : - : - - : - : -	- : - : - : : :	: : :
vil - - lage	spire,	And the peep - ing	sun -
s _l : - : - s _l : - : -	d _l s _l : - : - - : - : -	: d : d d : - : d	f : - : -

B. t.

s : - : - d _l : - : -	- : - : - - : - : -	: : s s d : - : d	now paint with
beams, now,	d : - : - - : - : -	: : m m _l : - : l _l	- : - : -
m : - : - - : - : -	- : - : - - : - : -	: : m m _l : - : l _l	- : - : -
: : :	: m : m f : - : s	l : - : - s : - : f	m : - : - l r : - : -
And the peep - ing	sun -	beams now	paint with
: d : d r : - : m	f : - : - m : - : r	d : - : - d f : - : -	- : - : -
beams,	- : - : - - : - : -	- : - : - - : - : -	- : - : -

t ₁ :- :-	s :- :-	f :- :-	m :- :-	r :- :-	m :- :-	r :- :-
gold,	now	paint	with	gold,	now	paint
s ₁ :- :-	s ₁ :- :-	:- :-	s ₁ s ₁ :- :-	s ₁ :- :-	:- :-	:- :-
gold,	now,	now	paint	with	gold,	now
r :- :-	m :- :-	r :- :-	d :- :-	t ₁ :- :-	s :- :-	f :- :-
gold,	now	paint	with	gold,	now	paint
s ₁ :- :-	s ₁ :- :-	s ₁ :- :-	s ₁ s ₁ :- :-	s ₁ :- :-	:- :-	:- :-
		now	paint	with	gold,	now

d :- :-	t ₁ :- :-	d :- :-	d :- :-	t ₁ :- :-	d s :- :-
with	gold	the	vil	lage	spire.
s ₁ :- :-	s ₁ :- :-	:- :-	l ₁ s ₁ :- :-	:- :-	f ₁ m, t ₁ :- :-
paint	with	gold	the	vil	lage
m :- :-	r :- :-	m :- :-	r :- :-	r :- :-	d s :- :-
with	gold	the	vil	lage	spire.
d ₁ :- :-	d ₁ s ₁ :- :-	f ₁ m ₁ :- :-	f ₁ s ₁ :- :-	s ₁ :- :-	d ₁ s ₁ :- :-
paint	with	gold	the	vil	lage
					spire.

f. E. 7.

dolce.

s :- :-	l . m f :- :-	s . s, f m ., r m : l	s . d ¹ : t	d ¹ :- :-
Sweet,	oh sweet	the	war	bling
:	r :- :-	m, t ₁ d ., t ₁ d : f . f m :- :-	r	throng,
:	Sweet, oh	sweet	the war	bling
:		:	:	throng,
:	:	:	:	s :- :-
:	:	:	:	Sweet, oh sweet the
:	:	:	:	d :- :-

:	s :- :-	:- :-	l, s f :- :-	m	f :- :-	r ¹ r ¹ ., d ¹ : d ¹ ., t
d . t ₁ :- :-	t ₁ d :- :-	Sweet,	oh	throng	sweet	the war - bling
f :- :-	f m :- :-	:- :-	f, m r :- :-	d	r :- :-	f f ., m : m ., r
war	with	bling	throng,			
r :- :-	r d :- :-					

d ¹ :- :-	:- :-	:	:	s . d ¹ t . r ¹ : r . f m :- :-	m
throng,				On the	white blossom'd spray,
m :- :-	:- :-	d	d . t ₁ :- :-	t ₁ d :- :-	the
s :- :-	s l :- :-	s	f :- :-	f m :- :-	
Sweet,	oh sweet	the	war	bling	throng,
d :- :-	d f :- :-	m	r :- :-	r d :- :-	

}	r . f : f . r s :	:	f : f	f . s : l, t, d' d' : t
	white emblossom'd spray,		On the	white emblossom'd spray,
	: d : d	d . m : m . m f : —	:	:
	On the	white emblossom'd spray,	:	Na - ture's
}	t . r' : r̄ . f m : s . l̄	ta . ta : ta . s l : —	:	s̄ : s
	white emblossom'd spray, on the	white emblossom'd spray,		Na - ture's
	: : d . f	m . s : s ₁ . ta ₁ l ₁ : l . s	f . m : r . d s ₁ : —	—
		on the	white emblossom'd spray,	

}	:	m : m	m . r, d : r, m, f, s l	: l . l	t . d', t : d' . d' t : t . s
	Na - ture's	u - ni - ver - sal song,	Nature's	u - ni - ver - sal song	Echoes
	:	:	:	: f . f, m	r . m, f : m . m r : r . t ₁
	s . f, m : f, s, l, t d'	— : — —	: d' . d'	r' . s̄ : s . s s : —	—
}	u - ni - ver - sal song,	:	f	Nature's	u - ni - ver - sal song
	:	:	:	: f	f . m, r : d, r, m, f s : —

}	: s . m :	:	:	: d' . s	: d' . s l . t : d' . r'
	echoes,			echoes,	echoes, echoes to the
	: m . d : t ₁ . d	l ₁ . t ₁ : d . r m	—	d . s ₁ :	d . r : d . d, f
	r' . t :	s̄ . m : r . m	f . s : l . t d'	—	d̄ . m : l . f : s . l
}	Echoes,	echoes to the	ris - ing day,	echoes,	echoes, echoes to the
	t . s :	m . d :	ris - ing day,	: d . m	: d . m f . r : m . f

}	d' : t	d' : —	m . s, f : m . m f . l, s : f . f, m	r . r', d' : t . d', r'
	ris - ing day,		Na - ture's u - ni - ver - sal	
	m : r	m : —	d . m, r : d . ta ₁ l ₁ . d, ta ₁ : l ₁ . r, d	t ₁ . d : r . m, f
	s : s	s : —	s : - . s l : - . l	t . s : s
}	ris - ing day,		Na - ture's u - ni - ver - sal	
	s : s ₁	d' : —	d : - . d f : - . r	s : s ₁

}	d' : —	d' . s :	d' . s : . r', r'	d' : t	d' : —
	song,	Echoes,	echoes to the	ris - ing day.	
	m : —	d . m, r : d . t ₁	d . m, r : d . f	m : r	m : —
	s : —	Ech - oes to	the	ris - ing day.	
}	song,	Ech - oes to the	ris - ing day.		
	d : —	d : r	m : f	s : s ₁	d : —

ADDITIONAL EXERCISES, PART 2.

NOTE.—The Standard Course Exercises, 188, 189, 191, and 192, may precede these,—but it is not essential that they should do so. For style of singing see “Hints on the Tunes.”

LORD, IN THIS THY MERCY'S DAY.

By permission from Anglican Hymn Book.

J. Crüger.

KEY A. 7. L is F.

1. Lord, l_1 : d	t_1 : m	r : d	t_1 : —	d : r	m : f
<i>in</i>	<i>this thy</i>	<i>mer - cy's</i>	<i>day,</i>	<i>Ere</i>	<i>pass for</i>
2. By m_1 : l ₁	se ₁ : l ₁	l ₁ : l ₁	se ₁ : —	l ₁ : t ₁	d : d
<i>thy</i>	<i>night of</i>	<i>a - gon -</i>	<i>y,</i>	<i>By thy</i>	<i>sup - pli -</i>
d : m	m : m	f : m	m : —	m : s	s : l
3. By <i>thy</i>	<i>tears of</i>	<i>bit - ter</i>	<i>woe</i>	<i>For Je -</i>	<i>ru - sa -</i>
l ₁ : l ₁	m ₁ : d ₁	r ₁ : l ₂	m ₁ : —	l ₁ : s ₁	d : f ₁
4. Grant <i>us</i>	<i>neath thy</i>	<i>wings a</i>	<i>place,</i>	<i>Lest we</i>	<i>lose this</i>

r : r	d : —	m : d	t ₁ : l ₁	l ₁ : se ₁	l ₁ : —
eye A -	WAX,	ON	knees we	fall and	pray.
d : t ₁	d : —	s ₁ : l ₁	f ₁ : f ₁	m ₁ : m ₁	m ₁ : —
ca - ting	cry,	By thy	wil - ling -	ness to	die.
s : s	m : —	d : d	r : —	d : t ₁	d : —
lem be -	low,	Let us	not thy	love fore -	go.
s ₁ : s ₁	d : —	d ₁ : f ₁	r ₁ : r ₁	m ₁ : m ₁	l ₂ : —
day of	grace,	Ere we	shall be -	hold THY	FACE.

RISE MY SOUL, ADORE THY MAKER.

By permission from Anglican Hymn Book. D. t.

G. E. Monk.

KEY G.

m : f	s : r	d : r	m : t ₁	m ₁ : l	t : —
1. Rise MY	SOUL, A -	DORE THY	MA - KER!	AN - GELS	PRAYSE
d : d	t ₁ : t ₁	l ₁ : l ₁	se ₁ : se ₁	l ₁ r : f	r : —
2. Nev - er	cast me	from thy	pre - sence	Till my	soul
s : f	r : s	m : r	t ₁ : m	m ₁ : l	s : —
3. Thou the	night wast	my Pro -	tec - tor:	With me	stay
d : l ₁	s ₁ : s ₁	l ₁ : f ₁	m ₁ : m ₁	d f : r	s : —
4. Ho - ly,	ho - ly,	ho - ly	Giv - er	Of all	good,

f. G.

t : t	d' : —	f d : f	m : d	r : —	d : —
JOIN THY	LAYS;	WITH THEM	BE PAR -	TAK -	ER.
m : s	m : —	r l ₁ : d	d : d	t ₁ : —	d : —
Shall be	full	Of thy	bles - sed	es -	sence.
t : t	l : —	r l ₁ : l	s : s	s : f	m : —
All the	day,	Ev - er	my Di -	rect -	or.
s : m	l : —	taf : f ₁	d : m ₁	r : —	d ₁ : —
Life and	food,	REIGN, A -	DOE'D FOR	EV -	ER!

St. Co. (New.) LONDON: J. CURWEN & SONS, 8 & 9 WARWICK LANE, E.C. PRICE FOURPENCE.

FATHER, MY SPIRIT OWNS.

KEY E β . L is C.

"O mourn," in Anglican Hymn Book, by per.

G. A. Macfarrren.

{	: m	l	:-	.m	d	r	: m	r	:-	-	: f	l	:-	.f	r	.m	: f	m	:-	-
	1.Fa-	ther,		my	spi-	rit		owns			Thy	right		to	mine	and		me;		
	: d	m	:-	.d	l	t	: d	r	:-	-	: r	f	:-	.r	l	: r		t	l	:-
	2.A-	las!		the	brit-	tle		reed,			On	hu-		man	life	to		lean!		
	: l	d'	:-	.l	m	: l		l	:-	-	: l	r'	:-	.l	f	s	: l	t	:-	-
	3.In	deep		submis-	sion,			aid			The	brok-		ken	heart	to		lie,		
	: l ₁	l ₁	:-	.l ₁	l ₁	: l ₁		f	:-	-	: r	r	:-	.r	r	: r		se ₁	:-	-

B β . t.f. E β .

{	: m	f	: f	m	l	: se ₁	m	:-	-	: d	d	: t ₁	l ₁	: se ₁	l ₁	:-	.l ₁	m	: f
	Yet	par-	don	hu-	man		groans			From	hu-	man	a	-	go-	ny;		The	eye's
	: d	d	: d	l	r	: m ₁	m ₁	:-	-	: l ₁	f ₁	: f ₁	r ₁	: m ₁	m ₁	:-	.m ₁	t ₁	: r
	A	so-	lace	frail	in-		deed,			'Tis	gone	as	soon	as		seen!		Then	who
	: l	l	: l	l	r	: t ₁	l ₁	:-	-	: m	r	: r	r	: t ₁	d	:-	.d	s	: l
	Nor,	when	the	stroke	is		made,			To	mur-	mur	or	re-	ply;		Great	grace	
	: l ₁	l ₁	: l ₁	d	f	: m ₁	d	:-	-	: l ₂	r ₁	: r ₁	f ₁	: m ₁	l ₁	:-	.l ₁	m	: r

{	: l	se	: l	t	: m	r	d	:-	.l	se	: l	f	: r	d	: t ₁	l ₁	:-	-	
	de-	sire,	the	soul's	de-		light,			Thy	wis-	dom	hath	seen	good	to		blight.	
	: m	r	: d	m	: t ₁		d	:-	.d	r	: d	ta ₁	: ta ₁	l ₁	: se ₁	l ₁	:-	-	
	shall	fill	the	cheer-	less		void,			Or	stay	the	soul	'mid	hopes	de-		stroyed?	
	: l	t	: d'	t	: t		l	:-	.l	r	: m	f	: f	m	:-	.r	d	:-	
	for	great-	est	need	be-		stow,			And	strong	sup-	ports	for	deep	-	est		woe.
	: d	t ₁	: l ₁	se ₁	: se ₁		l ₁	:-	.l ₁	t ₁	: d	r	: r	m	: m ₁	l ₁	:-	-	

NEARER, MY GOD, TO THEE.

KEY F.

From Anglican Hymn Book, by per.

Henry Smart.

{	d	:-	d	: f	m	: r	s	:-	-	d	:-	r	: r	m	:-	-	-
	1.Near	-	er,	my	God,	to	thee,-			Hear	thou	my	prayer;				
	s ₁	:-	l ₁	: r	d	: t ₁	d	:-	-	d	:-	d	: t ₁	d	:-	-	-
	2.Though	the	great	bat-	tle	rage				Hot	-	ly	a-	round,			
	m	:-	f	: l	s	: s	s	:-	-	m	:-	l	: s	s	:-	-	-
	3.When,	my	course	fin-	-	ished, I				Breathe	my	last	breath,				
	d	:-	f ₁	: r ₁	s ₁	:-	.f ₁	m ₁	:-	l ₁	:-	f ₁	: s ₁	d	:-	-	-
	4.And	when	thou,	Lord,	once	more,				Glo-	rious	shalt	come,				

C. t.							
ml :— l : t	d' : r' m' :—	l :— d' : t	l :— — :—				
E'en though a	hea - vy cross,	Faint - ing, I	bear,				
df :— f : s	s : f' m :—	f :— m :— .r	d :— — :—				
Still where my	cap - tain fights	Let me be	found;				
sd' :— r' : r'	s : l . t d' : t	l :— l : se	l :— — :—				
Ent - 'ring the	sha - dow - y	Val - ley of	death;				
df :— r : s . f	m : r d :—	r :— m : m	l ₁ :— — :—				
Oh! for a	dwel - ling place.	In thy bright	home!				

f. F.

d' :— f' : m'	r' : r' d' :—	lm :— l : s	
Still all my	prayer shall be,	Near - er, my	
m :— f : s	l : s . f m :—	fd :— d : t ₁	
Through toils and	strife to be	Near - er, my	
l :— l . t d'	d' : t d' :—	fd :— f . m : r	
E - - ven there	shall I be	Near - er, my	
l :— r : m	f : s d :—	rl ₁ :— f ₁ : s ₁	
THROUGH ALL B -	TER - NI - TY	Near - er, my	

f : f m :—	r :— d : t ₁	d :— — :—	
God, TO THERE,	Near - er to	thee.	
l ₁ : t ₁ . l ₁ se ₁ :—	l ₁ :— s ₁ : s ₁	s ₁ :— — :—	
God, TO THERE,	Near - er to	thee.	
r : r t ₁ :—	l ₁ : f m : r	m :— — :—	
God, TO THERE,	Near - er to	thee.	
r ₁ : r ₁ m ₁ :—	f ₁ :— s ₁ : s ₁	d :— — :—	
God, TO THERE,	Near - er to	thee.	

THE GIPSY'S TENT.

KEY A. M. 120. *Allegro Vivace.* Bohemian Air arranged by W. H. Birch. (By permission.)

mf Solo S. or T.

	s ₁ : d : r	m :— .r : d	s ₁ : d : m	r :— :—
Eight measures	1. We live so	mer - ry, so	hap - py and	free,
	2. Come to our	green - wood home	and blithe - some	be,
	: d : d	: d : d	: d : d	: r : r
	La, la.			
	: s ₁ : s ₁	: s ₁ : s ₁	: s ₁ : s ₁	: l ₁ : l ₁
Symphony.	: m : m	: m : m	: m : m	: f : f
	d ₁ : :	d ₁ : :	d ₁ : :	f ₁ : :
	La.	la.		

l_1 : r : f	l :- .s : f	f : l_1 : t_1	d :- :-	: :
Danc - ing and In the wild	sing - ing be - woods to roam	neath the oak light - ly and	tree. free.	CHORUS. <i>ff</i> s ₁ : d : r We live so m ₁ : s ₁ : s ₁ d : d : t ₁ Come to our d ₁ : m ₁ : s ₁
: r : r	: r : r	: r : t ₁	: d : d	
: l ₁ : l ₁	: l ₁ : l ₁	: l ₁ : s ₁	: s ₁ : s ₁	
: f : f	: f ₁ : f ₁	: f : r	: m : m	
r ₁ : : :	r ₁ : : :	r ₁ : : s ₁	d ₁ : : :	

m :- .r : d	s ₁ : d : m	r :- :-	l_1 : r : f	l :- .s : f
mer - ry, so	hap - py and	free,	Dan - cing and	sing - ing be -
s ₁ :- .f ₁ : m ₁	m ₁ : s ₁ : m ₁	f ₁ :- :-	f ₁ : f ₁ : l ₁	f ₁ :- .s ₁ : l ₁
d :- .t ₁ : d	d : d : d	l_1 :- :-	r : l ₁ : r	f :- .m : r
green - wood home	and blithe - some	be,	In the wild	woods to roam
d :- .s ₁ : d	d ₁ : m ₁ : d ₁	f ₁ :- :-	f ₁ : f ₁ : f ₁	f ₁ :- .f ₁ : f ₁

E. t.

: :	: :	r s : d^1 : r ¹	d^1 :- .t : t	l : s : f
		Come to our	for - est home,	hap - py and
		We'll tell	your	maid - en quite
f : l ₁ : t ₁	d :- :-	: t ₁ m : m	: f : f	: r : r
neath the oak	tree.			
l_1 : f ₁ : f ₁	m ₁ :- :-	: s ₁ d : d	: r : r	: s ₁ : s ₁
r : r : r	d :- :-	: r s : s	: s : s	: s : s
light - ly and	free.			
r ₁ : r ₁ : s ₁	d ₁ :- :-	s ₁ d : :	s ₁ : :	t ₁ : :

m :- :-	s : d^1 :- . d^1	r ¹ : d^1 : l	s . f : m :- .r	d :- :-
bright.	List to our	sweet songs they'll	make your hearts	light.
true;	And pro - mise	al - so fond	lovers for	you.
: m : m	: m : m	: r : r	: m : f	m :- :-
: d : d	: d : d	: d : d	: d : t ₁	d :- :-
: s : s	: s : s	: l : l	: s : s	s :- :-
d : :	d : :	f : :	s ₁ : :	(d :- :-)
				(d ₁ :- :-)

s : d ¹ : r ¹	d ¹ :- .t : t	l : s : f	m :- :-	s : d ¹ :- .d ¹
Come to our	for - est home,	hap - py and	bright,	List to our
m : m : m	f :- .f : f	t ₁ : r : t ₁	d :- :-	d : d :- .d
s : s : s	s :- .s : s	s : s : s	s :- :-	m : m : m
We'll tell your	for - tunes young	maid - en quite	true,	And pro - mise
d : d : d	s :- .s : s	s ₁ : t ₁ : s ₁	d :- :-	d : d : d

				f. A. ff			
r ^l : d ^l : l	s : l : - . t	d ^l : - : -	d ^s : d : r	m	- . r : d		
sweet songs they'll	make your hearts	light.	We live so	mer - ry, so			
l ₁ : l ₁ : l ₁	d : d : - . r	d : - : -	l ₁ m ₁ : s ₁ : s ₁	s ₁ : - . f ₁ : m ₁			
f : f : f	m : s : - . f	m : - : -	f d : d : t ₁	d : - . t ₁ : d			
al - so fond	lov - ers for you.		We live so	mer - ry, so			
f ₁ : f ₁ : f ₁	s ₁ : s ₁ : - . s ₁	d : - : -	f ₁ d ₁ : m ₁ : s ₁	d : - . s ₁ : d			

s ₁ : d : m	r : - : -	l ₁ : r : f	l : - . s : f	f : l ₁ : t ₁		
hap - py and	free,	Dan - cing and	sing - ing be -	neath the oak		
m ₁ : s ₁ : m ₁	f ₁ : - : -	f ₁ : f ₁ : l ₁	f ₁ : - . s ₁ : l ₁	l ₁ : f ₁ : f ₁		
d : d : d	l ₁ : - : -	r : l ₁ : r	f : - . m : r	r : r : r		
hap - py and	free,	Dan - cing and	sing - ing be -	neath the oak		
d ₁ : m ₁ : d ₁	f ₁ : - : -	f ₁ : f ₁ : f ₁	f ₁ : - . f ₁ : f ₁	r ₁ : r ₁ : s ₁		

Solo C. or B.

:	m ₁ : l ₁ : t ₁	d : - . t ₁ : l ₁	m ₁ : l ₁ : d	t ₁ : - : -		
	Taste of our	Gip - sy fare,	whole - some and	plain,		
	Come, where the	song - thrush and	lin - net holds	sway,		
d : - : -	l ₁ : l ₁	l ₁ : l ₁	l ₁ : l ₁	t ₁ : t ₁		
m ₁ : - : -	m ₁ : m ₁	m ₁ : m ₁	m ₁ : m ₁	f ₁ : f ₁		
d : - : -	d : d	d : d	d : d	r : r		
d ₁ : - : -	l ₁ :	l ₁ :	l ₁ :	r ₁ :		

t ₁ : r : m	f : - . m : r	m : d : t ₁	l ₁ : - : m ₁	m ₁ : l ₁ : t ₁		
And if you	like it then	pray come a -	gain.	With rich foam - ing		
Come where they	war - ble their	well tun - ed	lay,	Oh come with a		
t ₁ : t ₁	t ₁ : r	d : t ₁	l ₁ : l ₁	l ₁ : l ₁		
f ₁ : f ₁	f ₁ : l ₁	l ₁ : se ₁	m ₁ : m ₁	m ₁ : m ₁		
r : r	r : f	m : r	d : d	d : d		
r ₁ :	r ₁ :	m ₁ :	l ₂ :	l ₁ :		

d : - . t ₁ : l ₁	m : - . r : d	t ₁ : - : f ₁	f ₁ : t ₁ : r	f : - . m : r		
ale in large	bum - pers of	horn,	We'll toast our brown	beau - ties till		
light - some heart,	cheer - ful and	gay,	We'll sing, feast, and	dance till the		
l ₁ : l ₁	l ₁ : l ₁	t ₁ : t ₁	t ₁ : t ₁	t ₁ : r		
m ₁ : m ₁	m ₁ : m ₁	f ₁ : f ₁	f ₁ : f ₁	f ₁ : t ₁		
d : d	d : d	r : r	r : r	r : f		
l ₁ :	l ₁ :	r ₁ :	r ₁ :	r ₁ :		

}	<i>m</i> : <i>d</i> : - . <i>t</i> ₁ <i>l</i> ₁ : - : - <i>S</i>	}	dawn's the bright morn. close of the day.	}	<i>f</i>	}	<i>s</i> ₁ : <i>d</i> : <i>r</i> <i>m</i> : - . <i>r</i> : <i>d</i> <i>s</i> ₁ : <i>d</i> : <i>m</i>
	: <i>d</i> : <i>t</i> ₁ <i>l</i> ₁ : - : -		We live so mer - ry, so hap - py and				
	: <i>l</i> ₁ : <i>se</i> ₁ <i>l</i> ₁ : - : -		<i>m</i> ₁ : <i>s</i> ₁ : <i>s</i> ₁ <i>s</i> ₁ : - . <i>f</i> ₁ : <i>m</i> ₁ <i>m</i> ₁ : <i>s</i> ₁ : <i>m</i> ₁				
	: <i>m</i> : <i>r</i> <i>m</i> : - : -		<i>d</i> : <i>d</i> : <i>t</i> ₁ <i>d</i> : - . <i>t</i> ₁ : <i>d</i> <i>d</i> : <i>d</i> : <i>d</i>				
<i>m</i> ₁ : : <i>m</i> ₁ <i>l</i> _s : - : -	We live so mer - ry, so hap - py and D.S.	<i>d</i> ₁ : <i>m</i> ₁ : <i>s</i> ₁ <i>d</i> : - . <i>s</i> ₁ : <i>d</i> <i>d</i> ₁ : <i>m</i> ₁ : <i>d</i> ₁					

}	<i>r</i> : - : - <i>l</i> ₁ : <i>r</i> : <i>f</i> <i>l</i> : - . <i>s</i> : <i>f</i> <i>f</i> : <i>l</i> : <i>t</i> ₁ <i>d</i> : - : -	}	free, Dan - cing and sing - ing be - neath the oak tree.	}	<i>f</i> ₁ : - : - <i>f</i> ₁ : <i>f</i> ₁ : <i>l</i> ₁ <i>f</i> ₁ : - . <i>s</i> ₁ : <i>l</i> ₁ <i>l</i> ₁ : <i>f</i> ₁ : <i>f</i> ₁ <i>m</i> ₁ : - : -
	<i>l</i> ₁ : - : - <i>r</i> : <i>l</i> ₁ : <i>r</i> <i>f</i> : - . <i>m</i> : <i>r</i> <i>r</i> : <i>r</i> : <i>r</i> <i>d</i> : - : -				
	free, Dan - cing and sing - ing be - neath the oak tree.				
	<i>f</i> ₁ : - : - <i>f</i> ₁ : <i>f</i> ₁ : <i>f</i> ₁ <i>f</i> ₁ : - . <i>f</i> ₁ : <i>f</i> ₁ <i>r</i> ₁ : <i>r</i> ₁ : <i>s</i> ₁ <i>d</i> : - : -				

}	<i>s</i> : <i>f</i> : - <i>f</i> : <i>m</i> : - <i>r</i> : <i>l</i> : <i>s</i> . <i>f</i> <i>m</i> : - : <i>m</i> <i>f</i> : <i>s</i> : <i>l</i>	}	Gai - ly, hap - py, jol - ly and free, No life e - quals	}	<i>l</i> ₁ : <i>l</i> ₁ : - <i>s</i> ₁ : <i>s</i> ₁ : - <i>t</i> ₁ : <i>t</i> ₁ : <i>t</i> ₁ <i>d</i> : - : <i>d</i> <i>d</i> : <i>d</i> : <i>d</i>
	<i>d</i> : <i>d</i> : - <i>d</i> : <i>d</i> : - <i>s</i> : <i>s</i> : <i>s</i> <i>s</i> : - : <i>d</i> <i>d</i> : <i>d</i> : <i>d</i>				
	Gai - ly, hap - py, jol - ly and free, No life e - equals				
	<i>f</i> ₁ : <i>f</i> ₁ : - <i>s</i> ₁ : <i>s</i> ₁ : - <i>s</i> ₁ : <i>f</i> : <i>m</i> . <i>r</i> <i>d</i> : - : <i>ta</i> ₁ <i>l</i> ₁ : <i>s</i> ₁ : <i>f</i> ₁				

}	<i>s</i> : - : <i>d</i> . <i>r</i> <i>m</i> : <i>f</i> : <i>r</i> <i>d</i> : - : - <i>s</i> : <i>f</i> : - <i>f</i> : <i>m</i> : -	}	ours 'neath the old oak tree. Gai - ly, hap - py,	}	<i>d</i> : - : <i>l</i> ₁ . <i>l</i> ₁ <i>d</i> : - : <i>t</i> ₁ <i>d</i> : - : - <i>l</i> ₁ : <i>l</i> ₁ : - <i>s</i> ₁ : <i>s</i> ₁ : -
	<i>d</i> : - : <i>m</i> . <i>f</i> <i>s</i> : - : <i>f</i> <i>m</i> : - : - <i>d</i> : <i>d</i> : - <i>d</i> : <i>d</i> : -				
	ours 'neath the old oak tree. Gai - ly, hap - py,				
	<i>m</i> ₁ : - : <i>l</i> ₁ . <i>l</i> ₁ <i>s</i> ₁ : - : <i>s</i> ₁ <i>d</i> : - : - <i>f</i> ₁ : <i>f</i> ₁ : - <i>s</i> ₁ : <i>s</i> ₁ : -				

rall.

adagio.

}	<i>r</i> : <i>l</i> : <i>s</i> . <i>f</i> <i>m</i> : - : <i>s</i> ₁ <i>d</i> ¹ : <i>t</i> } : <i>l</i> <i>s</i> : (: <i>d</i> . <i>r</i> <i>m</i> : <i>f</i> : <i>r</i> <i>d</i> : - : (}	jol - ly and free, No life e - equals ours 'neath the old oak tree.	}	<i>t</i> ₁ : <i>t</i> ₁ : <i>t</i> ₁ <i>d</i> : - : <i>d</i> <i>d</i> : <i>d</i> : <i>d</i> <i>d</i> : - : <i>m</i> ₁ . <i>f</i> ₁ <i>s</i> ₁ : <i>l</i> ₁ : <i>f</i> ₁ <i>m</i> ₁ : - : -
	<i>s</i> : <i>s</i> : <i>s</i> <i>s</i> : - : <i>d</i> <i>d</i> : <i>d</i> : <i>d</i> <i>d</i> : - : <i>d</i> . <i>d</i> <i>d</i> : - : <i>t</i> ₁ <i>d</i> : - : -				
	jol - ly and free, No life e - equals ours 'neath the old oak tree.				
	<i>s</i> ₁ : <i>f</i> : <i>m</i> . <i>r</i> <i>d</i> : - : <i>ta</i> ₁ <i>l</i> ₁ : <i>s</i> ₁ : <i>f</i> ₁ <i>m</i> ₁ : - : <i>l</i> ₁ . <i>l</i> ₁ <i>s</i> ₁ : - : { <i>s</i> ₁ } <i>d</i> : - : -				

“HARVEST HOME.”

KEY D. M. 80, twice.

Chorus from “Helvellyn.”

G. A. Macfarren.

<i>f</i>	s : s ḋ : —	l : l ḋ : —	t : d' r' : t	l̇ : — s :
	Har - vest home,	har - vest home,	har - - - vest	home,
	m : m m : —	f : f f : —	f : — — : f	m : — — :
	d' : d' s : —	d' : d' l : —	r' : d' t : s	d' : — — :
	Har - vest home,	har - vest home,	har - - - vest	home,
	d : d d : —	d : d d : —	d : — — : d	d' : — — :

	s : s ḋ : —	l : l ḋ : —	t : d' r' : t	d' : — : d' ^p
	Har - vest home,	har - vest home,	har - - - vest	home. We
	m : m s : —	f : f f : —	f : — — : f	m : — : s
	d' : d' d' : —	d' : d' d' : —	r' : d' t : r'	d' : s s : —
	Har - vest home,	har - vest home,	har - - - vest	home. We come, We
	d : d m : —	f : f l : —	s : — — : s	d : — : m

	t : l s : l.f	m : s ḋ : —	t : d'.l s : l.f	f : — m :
	come, we come, And we	bring the last	load of our gol - den	grain.
	f : m r : f.r	d : m s : —	f : s.m r : f.r	r : — d :
	— : — — : s.s	s : s s : —	s : s.s s : t	t : — d' :
	come, we come, And we	bring the last	load of our gol - den	grain.
	r : d t ₁ : s ₁ .s ₁	d : d m : —	r : m.d t ₁ : s ₁	d : — — :

A. t.

cres.

	s d : — .d l ₁ : —	r : — .r t ₁ : — .t ₁	m : — .m d : — .d	f : — :
	Loud - ly shout,	loud - ly shout, a-	gain, a - gain, a -	gain.
	: m ₁ l ₁ : — .l ₁	l ₁ : — t ₁ : — .t ₁	t ₁ : — .t ₁ d : — .d	d : — d : — .d
	Loud - ly shout,	loud - ly shout, a -	gain, a - gain, a -	gain. Har - vest
	: d' f : — .f	r : — s : — .s	m : — .m l : — .l	f : — :
	Loud - ly shout,	loud - ly shout, a -	gain, a - gain.	
	: d' f ₁ : — .f ₁	f ₁ : — s ₁ : — .s ₁	s ₁ : — .s ₁ l ₁ : — .l ₁	l ₁ : — :

ff

	: m : — .r	s : — :	: m : — .r	s : — :
	Har - vest home,		har - vest home,	
	d : — — : —	— : — d : — .d	d : — — : —	— : — d : — .d
	home,	Har - vest home,		loud - ly
	: s : — .l	s : — :	s : — .l	s : — :
	Har - vest home,		har - vest home,	
	: s ₁ : — .f ₁	m ₁ : — :	s ₁ : — .f ₁	m ₁ : — :

St. Co. (New).

	:		d	:-	r	>	m	:-		-	:-	>	r	:-		-	:-	.d	d	:-		:	f. D.
}	d	:		d	:-		d	:-		-	:-		t _l	:-		-	:-	.d	d	:-		:	}
	:		m	:-	f	s	:-		-	:-	f	:-		-	:-	.m	m	:-		:	:	d	s
}	:		l _l	:-	l _l	s _l	:-		-	:-	s _l	:-		-	:-	.d	d	:-		:	}	:	s _l

	:		:	:	:	:	:	:	:	:	:	:	:	:	:	:	:	:	:	:	:	:	:	:
}	:		:	:	:	:	:	:	:	:	:	:	:	:	:	:	:	:	:	:	:	:	:	:
	:		:	:	:	:	:	:	:	:	:	:	:	:	:	:	:	:	:	:	:	:	:	:
}	:		:	:	:	:	:	:	:	:	:	:	:	:	:	:	:	:	:	:	:	:	:	:
	:		:	:	:	:	:	:	:	:	:	:	:	:	:	:	:	:	:	:	:	:	:	:
}	:		:	:	:	:	:	:	:	:	:	:	:	:	:	:	:	:	:	:	:	:	:	:
	:		:	:	:	:	:	:	:	:	:	:	:	:	:	:	:	:	:	:	:	:	:	:
}	:		:	:	:	:	:	:	:	:	:	:	:	:	:	:	:	:	:	:	:	:	:	:
	:		:	:	:	:	:	:	:	:	:	:	:	:	:	:	:	:	:	:	:	:	:	:
}	:		:	:	:	:	:	:	:	:	:	:	:	:	:	:	:	:	:	:	:	:	:	:
	:		:	:	:	:	:	:	:	:	:	:	:	:	:	:	:	:	:	:	:	:	:	:
}	:		:	:	:	:	:	:	:	:	:	:	:	:	:	:	:	:	:	:	:	:	:	:

	:		r	:	l	s	:-		m	:	s	:-		l	.	t	:	d	.	r	:	m	'	d	:	t	.	l
}	:		:	:	:	:	:	:	:	:	:	:	:	:	:	:	:	:	:	:	:	:	:	:	:	:	:	:
	:		:	:	:	:	:	:	:	:	:	:	:	:	:	:	:	:	:	:	:	:	:	:	:	:	:	:
}	:		:	:	:	:	:	:	:	:	:	:	:	:	:	:	:	:	:	:	:	:	:	:	:	:	:	:
	:		:	:	:	:	:	:	:	:	:	:	:	:	:	:	:	:	:	:	:	:	:	:	:	:	:	:
}	:		:	:	:	:	:	:	:	:	:	:	:	:	:	:	:	:	:	:	:	:	:	:	:	:	:	:

	:		r	:	l	s	:-		m	:	f	m	:-		t	:	f	m	:-		d	:	l
}	:		:	:	:	:	:	:	:	:	:	:	:	:	:	:	:	:	:	:	:	:	:
	:		:	:	:	:	:	:	:	:	:	:	:	:	:	:	:	:	:	:	:	:	:
}	:		:	:	:	:	:	:	:	:	:	:	:	:	:	:	:	:	:	:	:	:	:
	:		:	:	:	:	:	:	:	:	:	:	:	:	:	:	:	:	:	:	:	:	:
}	:		:	:	:	:	:	:	:	:	:	:	:	:	:	:	:	:	:	:	:	:	:
	:		:	:	:	:	:	:	:	:	:	:	:	:	:	:	:	:	:	:	:	:	:
}	:		:	:	:	:	:	:	:	:	:	:	:	:	:	:	:	:	:	:	:	:	:
	:		:	:	:	:	:	:	:	:	:	:	:	:	:	:	:	:	:	:	:	:	:
}	:		:	:	:	:	:	:	:	:	:	:	:	:	:	:	:	:	:	:	:	:	:

s :— r : l		s :— m :— .d		s :— — :—		— :— m :— .d	
am - - ple		store. Shout once		more,		shout once	
gold - - en		store.					
r :— — : f		m :— m :— .d		s :— — :—		— :— m :— .d	
f : s f : s		m :— : :		: m :— .d		s :— — :—	
lost their am - ple		store.		Loud - ly		shout,	
shed its gold - en		store.					
t ₁ : s ₁ t ₁ : s ₁		d :— : :		: : :		: : :	

D. t.						<i>piu cres.</i>	
lr ¹ :— — :—		— :— — :—		— :— — :—		s :— — :—	
more,						once	
lr ¹ :— — :—		— :— — :—		— :— — :—		s :— — :—	
sd ¹ :— t :— .s		f ¹ :— — :—		— :— — :—		s :— — :—	
loud - ly		shout,		loud - ly		shout,	
:		:		l ₁ r :— .s ₁		s :— — :—	

<i>poco rit.</i>				<i>ff a tempo.</i>			
s :— s :—		s :— s :—		s : s d ¹ :—		l : l d ¹ :—	
more, shout		once more,		Har - vest home,		har - vest home,	
s :— s :—		s :— s :—		m : m s :—		f : f f :—	
s :— s :—		s :— s :—		d ¹ : d ¹ d ¹ :—		d ¹ : d ¹ d ¹ :—	
more, shout		once more,		Har - vest home,		har - vest home,	
s :— s :—		s :— s :—		d : d m :—		f : f l :—	

t : d ¹ r ¹ : t		l :— s :		s : s d ¹ :—		r ¹ : r ¹ m ¹ :—	
har - - vest		home,		Har - vest home,		har - vest home,	
f :— — : f		m :— — :		m : m m :—		l : l se :—	
r ¹ : d ¹ t : r ¹		d ¹ :— — :		d ¹ : d ¹ d ¹ :—		l : l t :—	
har - - vest		home,		Har - vest home,		har - vest home,	
s :— — : s		d ¹ :— — :		d ¹ : d ¹ l :—		f : f m :—	

<i>sf</i>					
f ¹ :— — :—		t :— — :— .d ¹		d ¹ :— — :—	
har - - -		- - - vest		home.	
l :— — :—		s :— — :— .s		s :— — :—	
r ¹ :— — :—		f ¹ :— — :— .m ¹		m ¹ :— — :—	
har - - -		- - - vest		home.	
r :— — :—		s :— — :— .d		d :— — :—	

Words for this work by
George Bennett.
KEY C. *Alla Marcia.*

AWAY TO THE FOREST.

Music by
Franz Abt.

f *>*

.m ^l	m ^l	: d ^l . l	s	: d ^l . s	s	: r ^l . s	s	: - . s	m ^l	: d ^l . l	s	: d ^l . m
L.A.	way	to the	for	- est, fair	Na	- ture in	-vites,	With	fra	-grance and	beau	- ty and
.s	s	: s . f	m	: m . m	f	: f . f	m	: - . m	s	: s . f	m	: m . m
.d ^l	d ^l	: d ^l . d ^l	d ^l	: d ^l . d ^l	d ^l „t	: l . t	d ^l	: - . d ^l	d ^l	: d ^l . d ^l	d ^l	: d ^l . d ^l
3.We'll	sit	on a	moss	- bank and	spread	out our	fate,	The	lov'd	and the	lov	- ing our
.d	d	: m . f	s	: s . s	s	: s . s	d	: - . d	d	: m . f	d	: d . l

poco rit.

p

fe „s	: l . r ^l	s	: . s	s	: s . s	s	: s . s	t „d ^l	: r ^l . m ^l	<i>f</i>	f ^l	: - . f ^l
syl	- van de	- lights;	The	sun	in its	splendour	shines	lov	- ingly	down,	And	
r	: r . fe	s	: . s	t _l „d	: r . m	m . f	: t _l . s	s	: s . s	s	: - . s	
d ^l	: d ^l . d ^l	t	: . s	s	: s . s	s	: s . s	s „l	: t . d ^l	r ^l	: - . r ^l	
dain	- ties shall	share;	We'll	troll	the gay	car	- ol or	tune	- ful quar	- tet,	Our	
r „m	: fe . r	s	: . s	s _l „l	: t _l . d	de . r	: s _l . s	s	: s . s	s	: - . s	

a tempo.

m ^l	: m ^l . m ^l	m ^l	: l . r ^l	d ^l „t	: l . s	s	: - . m	f „s	: l . t	d ^l . de	: r ^l . m ^l
glad	- ly we'll	has	- ten from	ci	- ty and	town,	And	glad	- ly we'll	has	- ten from
s	: s . s	s	: f . f	f	: f . f	m	: - . d	r „m	: f . f	s „ta	: l . l
d ^l	: t . ta	l	: l . l	s „r ^l	: d ^l . t	d ^l	: - . m	f „s	: l . s	s „m ^l	: r ^l . de
cares	and our	trou	- bles for	ONE	day for	- get,	Our	cares	and our	trou	- bles for
d	: d . d	de	: r . r	s	: s . s	d	: - . d	r „m	: f . r	m . s	: f . m

*rit.**rit.*

f *>*

f ^l	: l . t	d ^l	:	:	:	m ^l	:	:	:	m ^l	:
ci	- ty and	town.	:	:	:	la	la!	:	:	la	:
l	: f . f	m	:	<i>f</i>	: . d, m	s . fe, l	: s . d ^l	t	:	<i>pp</i>	: . d ^l
r ^l	: r ^l . r ^l	d ^l	:	<i>f</i>	: . d, m	s . fe, l	: s . d ^l	s!	:	<i>pp</i>	: . d ^l
ONE	day for	- get.	:	<i>f</i>	: . d, m	s . fe, l	: s . d ^l	s!	:	<i>pp</i>	: . d ^l
r	: r . s _l	d	:	<i>f</i>	: . d, m	s . fe, l	: s . s	s	:	<i>pp</i>	: . s

f *>* *a tempo.*

r ^l	: . s	d ^l	: d ^l . d ^l	d ^l	: l . r ^l	s	: l . t	d ^l	:	:
la!		And	glad	- ly we'll	has	- ten from	ci	- ty and	town.	:
t	: . s	m	: f . s	l	: f . f	m	: f . f	m	:	:
s ^l	: . s	d ^l	: d ^l . d ^l	d ^l	: d ^l . r ^l	d ^l	: s . s	s	:	:
la!		Our	cares	and our	trou	- bles for	ONE	day for	- get.	:
s	: . s	d	: r . m	f	: f . r	s	: s . s _l	d	:	:

St. Co. (New.)

<i>f</i>	<i>m</i>	<i>d</i>	<i>l</i>	<i>s</i>	<i>d</i>	<i>s</i>	<i>r</i>	<i>s</i>	<i>s</i>	<i>s</i>	<i>m</i>	<i>d</i>	<i>s</i>	<i>d</i>	<i>m</i>								
2. We'll	hie	through	the	for	-	est	with	laugh	-	ter	and	shout,	Its	glades	and	its	clois -	ters	we'll				
<i>s</i>	<i>s</i>	<i>s</i>	<i>f</i>	<i>m</i>	<i>:</i>	<i>m</i>	<i>m</i>	<i>f</i>	<i>:</i>	<i>f</i>	<i>f</i>	<i>m</i>	<i>:-</i>	<i>m</i>	<i>s</i>	<i>:</i>	<i>s</i>	<i>f</i>	<i>m</i>	<i>:</i>	<i>m</i>	<i>m</i>	
<i>d</i>	<i>d</i>	<i>d</i>	<i>d</i>	<i>d</i>	<i>:</i>	<i>d</i>	<i>d</i>	<i>d</i>	<i>„t</i>	<i>l</i>	<i>t</i>	<i>d</i>	<i>:-</i>	<i>d</i>	<i>d</i>	<i>:</i>	<i>d</i>	<i>d</i>	<i>d</i>	<i>d</i>	<i>:</i>	<i>d</i>	<i>d</i>
4. A -	way	to	the	for	-	est,	a -	way	and	a -	way,	Our	hol -	i -	day	bright -	ens	a					
<i>d</i>	<i>d</i>	<i>:</i>	<i>m</i>	<i>f</i>	<i>s</i>	<i>:</i>	<i>s</i>	<i>s</i>	<i>s</i>	<i>:</i>	<i>s</i>	<i>s</i>	<i>d</i>	<i>:-</i>	<i>d</i>	<i>d</i>	<i>:</i>	<i>m</i>	<i>f</i>	<i>d</i>	<i>:</i>	<i>d</i>	<i>l</i>

	<i>p</i>									<i>poco rit.</i>		<i>f</i>	<i>f</i>						
<i>fe</i>	<i>„s</i>	<i>l</i>	<i>r</i>	<i>s</i>	<i>:</i>	<i>s</i>	<i>s</i>	<i>s</i>	<i>s</i>	<i>s</i>	<i>s</i>	<i>t</i>	<i>„d</i>	<i>r</i>	<i>m</i>	<i>f</i>	<i>:</i>	<i>:-</i>	<i>f</i>
wan -	dera -	bout;	While	gold -	beams	are	glint -	ing	o'er	pil -	lar	and	arch,	We'll					
<i>r</i>	<i>:</i>	<i>r</i>	<i>fe</i>	<i>s</i>	<i>:</i>	<i>s</i>	<i>t</i>	<i>„d</i>	<i>r</i>	<i>m</i>	<i>m</i>	<i>f</i>	<i>:</i>	<i>t</i>	<i>s</i>	<i>s</i>	<i>:</i>	<i>s</i>	<i>s</i>
<i>d</i>	<i>:</i>	<i>d</i>	<i>d</i>	<i>t</i>	<i>:</i>	<i>s</i>	<i>s</i>	<i>s</i>	<i>s</i>	<i>s</i>	<i>s</i>	<i>s</i>	<i>„l</i>	<i>t</i>	<i>d</i>	<i>r</i>	<i>:</i>	<i>:-</i>	<i>r</i>
“red -	let -	ter	day!”	This	life	has	not	man -	y,	then	wel -	come	the	few,	With				
<i>r</i>	<i>„m</i>	<i>fe</i>	<i>r</i>	<i>s</i>	<i>:</i>	<i>s</i>	<i>s</i>	<i>t</i>	<i>„l</i>	<i>t</i>	<i>d</i>	<i>r</i>	<i>s</i>	<i>:</i>	<i>s</i>	<i>s</i>	<i>s</i>	<i>:</i>	<i>s</i>

<i>a tempo.</i>																							
<i>m</i>	<i>:</i>	<i>m</i>	<i>m</i>	<i>m</i>	<i>:</i>	<i>l</i>	<i>r</i>	<i>d</i>	<i>„t</i>	<i>l</i>	<i>s</i>	<i>s</i>	<i>:-</i>	<i>m</i>	<i>f</i>	<i>„s</i>	<i>l</i>	<i>t</i>	<i>d</i>	<i>de</i>	<i>r</i>	<i>m</i>	
roam	'neath	the	sha -	dows	of	lin -	den	and	larch,	We'll	roam	'neath	the	sha -	dows	of							
<i>s</i>	<i>:</i>	<i>s</i>	<i>s</i>	<i>s</i>	<i>:</i>	<i>f</i>	<i>f</i>	<i>f</i>	<i>m</i>	<i>:-</i>	<i>d</i>	<i>r</i>	<i>„m</i>	<i>f</i>	<i>f</i>	<i>s</i>	<i>ta</i>	<i>l</i>	<i>l</i>				
<i>d</i>	<i>:</i>	<i>t</i>	<i>ta</i>	<i>l</i>	<i>:</i>	<i>l</i>	<i>l</i>	<i>s</i>	<i>„r</i>	<i>d</i>	<i>t</i>	<i>d</i>	<i>:-</i>	<i>m</i>	<i>f</i>	<i>„s</i>	<i>l</i>	<i>s</i>	<i>s</i>	<i>m</i>	<i>:</i>	<i>r</i>	<i>de</i>
souls	that	are	grate -	ful,	and	hearts	that	are	true,	With	souls	that	are	grate -	ful,	and							
<i>d</i>	<i>:</i>	<i>d</i>	<i>d</i>	<i>de</i>	<i>:</i>	<i>r</i>	<i>r</i>	<i>s</i>	<i>:</i>	<i>s</i>	<i>s</i>	<i>d</i>	<i>:-</i>	<i>d</i>	<i>r</i>	<i>„m</i>	<i>f</i>	<i>r</i>	<i>m</i>	<i>s</i>	<i>:</i>	<i>f</i>	<i>m</i>

<i>sf</i>																							
<i>f</i>	<i>:</i>	<i>l</i>	<i>„t</i>	<i>d</i>	<i>:</i>	<i>:</i>	<i>„m</i>	<i>r</i>	<i>:</i>	<i>„m</i>	<i>s</i>	<i>fe</i>	<i>l</i>	<i>s</i>	<i>d</i>	<i>t</i>	<i>:</i>	<i>„m</i>	<i>s</i>	<i>fe</i>	<i>l</i>	<i>s</i>	<i>d</i>
lin -	den	and	larch.					la	la														
<i>l</i>	<i>:</i>	<i>f</i>	<i>f</i>	<i>m</i>	<i>:</i>	<i>d</i>	<i>m</i>	<i>s</i>	<i>fe</i>	<i>l</i>	<i>s</i>	<i>d</i>	<i>t</i>	<i>:</i>	<i>„m</i>	<i>s</i>	<i>fe</i>	<i>l</i>	<i>s</i>	<i>d</i>			
								Trala	la	la	la	la	la	la	la	la							
<i>r</i>	<i>:</i>	<i>r</i>	<i>„r</i>	<i>d</i>	<i>:</i>	<i>d</i>	<i>m</i>	<i>s</i>	<i>fe</i>	<i>l</i>	<i>s</i>	<i>d</i>	<i>s</i>	<i>:</i>	<i>„m</i>	<i>s</i>	<i>fe</i>	<i>l</i>	<i>s</i>	<i>d</i>			
hearts	that	are	true.					Trala	la	la	la	la	la	la	la	la							
<i>r</i>	<i>:</i>	<i>r</i>	<i>„s</i>	<i>d</i>	<i>:</i>	<i>d</i>	<i>m</i>	<i>s</i>	<i>fe</i>	<i>l</i>	<i>s</i>	<i>s</i>	<i>s</i>	<i>:</i>	<i>„m</i>	<i>s</i>	<i>fe</i>	<i>l</i>	<i>s</i>	<i>s</i>			

<i>a tempo.</i>																
<i>r</i>	<i>:</i>	<i>s</i>	<i>d</i>	<i>:</i>	<i>d</i>	<i>d</i>	<i>d</i>	<i>:</i>	<i>l</i>	<i>r</i>	<i>s</i>	<i>:</i>	<i>l</i>	<i>t</i>	<i>d</i>	<i>:</i>
la!		We'll	roam	'neath	the	sha -	dows	of	lin -	den	and	larch.				
<i>t</i>	<i>:</i>	<i>s</i>	<i>m</i>	<i>:</i>	<i>f</i>	<i>s</i>	<i>l</i>	<i>:</i>	<i>f</i>	<i>f</i>	<i>m</i>	<i>:</i>	<i>f</i>	<i>f</i>	<i>m</i>	<i>:</i>
<i>s</i>	<i>:</i>	<i>s</i>	<i>d</i>	<i>:</i>	<i>d</i>	<i>d</i>	<i>d</i>	<i>:</i>	<i>d</i>	<i>„r</i>	<i>d</i>	<i>:</i>	<i>s</i>	<i>s</i>	<i>s</i>	<i>:</i>
la!		With	souls	that	are	grate -	ful	and	hearts	that	are	true.				
<i>s</i>	<i>:</i>	<i>s</i>	<i>d</i>	<i>:</i>	<i>r</i>	<i>m</i>	<i>f</i>	<i>:</i>	<i>f</i>	<i>r</i>	<i>s</i>	<i>:</i>	<i>s</i>	<i>„s</i>	<i>d</i>	<i>:</i>

SUNSHINE AFTER RAIN.

Henry Lahee.

KEY B). *Firmly and in moderate time.* (Copyright.)

	<i>mf</i>								<i>F. t.</i>
:	.s ₁	d .s ₁ : m	.r,d	d	: s ₁ .s ₁	m .d	: s	.f,m	r s .s : d ¹
1. I	left my	love in	Eng - land,	In	pov-er - ty	and	pain,	The	tears
:	.m ₁	.s ₁ .m ₁ : s ₁	.f ₁	m ₁	: s ₁ .f ₁	m ₁ .f ₁ : s ₁	.l ₁	t ₁ m	: - .d
2. I	left my	love in	Eng - land,	And	sailed the	stormy	sea,	To	
:	.d	d .d : d	.t ₁	d .t ₁ ,l ₁ : s ₁	.l ₁ ,t ₁	d .d	: d .d	t ₁ m	: - .s
3. I	sought my	love in	Eng - land,	And	brought her	o'er the	sea;	A	
:	.d ₁	m ₁ .d ₁ : s ₁	.s ₁	l ₁ .s ₁ ,f ₁ : m ₁	.r ₁	d ₁ .r ₁ : m ₁	.f ₁	s,d	- .m

					<i>f. B). p</i>			
-	.t ₁ ,l ₁ : s	.l	l .s,f : m	.s	s .f,m : m	.r	d s ₁ : -	.s ₁ l ₁ .l ₁ : l ₁ .t ₁ ,d
>	hung	hea- vy	in	my	eyes,	But	hers	came down like
f	.f : f .f	f .m,r : d	.ta ₁	l ₁ .r,d : t ₁	.t ₁	d s ₁ .s ₁ : s ₁	2. I	gave her half of
earn	my	bread	by	dai- ly	toil,	An	hon- est	man
f	.m : r .t ₁	d .r : m	.d	d .l : s	.f	m ₁ t ₁ : -	.t ₁	d .d : d .d
hap- py	man, ^a	hap- py	wife,	To	bless	my	home	and
r	.d : t ₁ .s ₁	l ₁ .t ₁ : d	.m ₁	f ₁ .r ₁ : s ₁	.s ₁	d s ₁ .s ₁ : s ₁	—	: —
free.	(I	gave	her	and	is	(My	farm	is
me.	—	My	farm	is	large,	my	—	—

								<i>cres -</i>
r	.t ₁ : s ₁ .s ₁	l ₁ .l ₁ : l ₁ .t ₁ ,d ₁	r	: -	.s ₁	m .m : m	.r,d	d .d : d .r,m
all	I	had,	Re- morn	till	night,	And	press'd	the
f ₁	: -	.m ₁ ,r ₁	de ₁	: d ₁	d ₁ : t ₂ .s ₁	s ₁ .se ₁ : l ₁ .m ₁	m ₁ .m ₁ : f ₁ .f ₁	days
half	of	all	I	had,	night,	And	ev-'ry	sum- mer
strove	from	morn	till	small,	—	—	gave	me
large,	my	wants	are	—	—	—	own	oak
d	.t ₁ ,l ₁ : t ₁ .s	s	: -	.fe	f	: -	.f	m .r : d .t ₁
wants	are	small,	I	bid	(my	care)	de-	part;
—	: —	—	: —	—	: —	.l ₁ ,t ₁	d .t ₁ : l ₁ .se ₁	l ₁ .s ₁ : f ₁ .m ₁
—	: —	—	: —	—	: —	.l ₁ ,t ₁	d .t ₁ : l ₁ .se ₁	l ₁ .s ₁ : f ₁ .m ₁

<i>cen - do.</i>								
f	.r,m : f	.r,m	f	: s	.f	m,f,r,m : d	.r	t ₁ ,d .l ₁ ,t ₁ : s ₁ .l ₁ ,t ₁
kept	my	cour- age	high.	"O!	fare- well,"	I	said,"	if
f ₁	.s ₁ : l ₁ .la ₁	s ₁	: s ₁ .s ₁	s ₁ .t ₁ : d	.fe ₁	s ₁ .fe ₁ : s ₁ .s ₁	s ₁ .s ₁ : s ₁ .s ₁	sun- shine
made	the	lit- tle	more.	Oh!	at	length	I	bought
f ₁	.f : f .m	r	: t ₁ .t ₁	d	.f : m	.r	r	.d
proud,	yet	grate- ful	heart.	Oh!	the	children	smil- ing	round
r ₁	.r : r .d	t ₁	: s ₁ .s ₁	d .s ₁ : l ₁ .r ₁	s ₁ .r ₁ : s ₁ .f ₁	m ₁ .m ₁ : t ₁ .d	d	ask
—	: —	—	: —	—	: —	.l ₁ ,t ₁	d .t ₁ : l ₁ .se ₁	l ₁ .s ₁ : f ₁ .m ₁

St. Co. (New.)

<i>ff</i>									
m .r	: s .,f	m,f .r,m : d .r	t,d .l,t, : s ₁ .s ₁	s .f,m : m .r,d	d	:	∩		
rain,	And	morning dawnson	darkest night, You'll	see me back a -	gain."				
s ₁	: s ₁	s ₁ .t ₁ : d .fe ₁	s ₁ .fe ₁ : s .s ₁	s ₁ .s ₁ :	(s ₁ .s ₁)	s ₁	: -		
					(s ₁ .f ₁)	m ₁	: -		
rain;	The	morning dawn'd on	that dark night, And	I went back a -	gain.				
d .t ₁	: d .,r	m .f : m .r	r .d : t ₁ .t ₁	d .d : d .t ₁	d	:	-		
vain;	The	day has dawn'd up-	on the night, The	sun has fol-lowed	rain.				
s ₁	: l ₁ .,t ₁	d .s ₁ : l ₁ .r ₁	s ₁ .r ₁ : s ₁ .f ₁	m ₁ .d ₁ : s ₁ .s ₁	d ₁	:	-		

Words by Coleridge.

IF I HAD BUT TWO LITTLE WINGS.

Music by Henry Smart.

(COPYRIGHT.)

♩ KEY E⁷. *Con moto*. M. 88.

cres.

♩	s	: - .s	m	: s	d ^l	: - .m	m	: m	: - .m	d	: m	l	: - .r	r	: r	
If	I	had but two	lit -	tle wings, And	were	a lit -	tle	feath -	'ry bird, To							
: m	m	: - .m	d	: m	m	: - .d	d	: d	d	: - .d	l ₁	: d	d	: - .d	d	: d
: s	s	: - .s	s	: s	l	: - .l	l	: l	l	: - .l	m	: l	r	: - .l	l	: l
If	I	had but two	lit -	tle wings, And	were	a lit -	tle	feath -	'ry bird, To							
: d	d	: - .d	d	: d	l ₁	: - .l	l ₁	: l ₁	l ₁	: - .l	l ₁	: s ₁	fe ₁	: - .fe	fe	: fe

r	: f	l	: - .s	f	: m	d ^l	: - .t	l	: m	t	: - .l	l	: -	s	:
you	I'd	fly,	my	dear, To	you,	to	you	I'd	fly,	my	dear.				
t ₁	: t ₁	f	: - .m	r	: d	m	: - .r	d	: m	r	: - .d	d	: -	t ₁	:
s	: s	r	: s	s	: -	se	l	: d ^l	fe	: - .fe	fe	: -	s	:	
you	I'd	fly,	my	dear,	To	you	I'd	fly,	my	dear.					
f	: r	t ₁	: s ₁	d	: -	m	l ₁	: l ₁	r	: - .r	r	: -	s ₁	: s ₁	

But

	:		: t	r ^l	: - .d ^l	d ^l	: m	s	: d ^l	m ^l	: - .d ^l	t	: - .l	l	: s
			But	thoughts like these, but	thoughts like these, but	thoughts like these are	i	-	dle things, and						
	:		: s	s	: - .s	s	: d	m	: s	s	: s	d	: - .d	d	: d
			But	thoughts like these, but	thoughts like these are	like these are	i	-	dle things, and						
♩	r	: f	: f	f	: - .m	m	: -	-	: m	d	: m	f	: - .f	f	: m
thoughts like these are	i	-	dle things,	like these are	i	-	dle things, and								

St. Co. (New.)

poco ritard.

}	s :— f :—	m :— — : f	m :— — : r	d :— —	} ^o	
	I stay	here, and	I stay	here,		But
	r :— r :—	d : r d : r	d :— t _i :—	d :— —		m
	I stay	here, and I,	I stay	here,		s
	l :— t :—	s : se l :—	s :— — :—	s :— —		But
	I stay	here, and I	stay	here,		s
r :— s _i :—	d : m _i l _i : f _i	s _i : s _i ^s : f	m :— —	} d		
I stay	here, and I	stay here, And I	stay here,			

}	s :— .s m : s	d ^l :— .m m : m	^{cres.} m :— .m d : m	l :— .r r : r	}
	in my sleep to	you I'd fly; I'm	al - ways with you	in my sleep! The	
	m :— .m d : m	m :— .d d : d	d :— .d l _i : d	d :— .d d : d	
	s :— .s s : s	l :— .l l : l	l :— .l m : l	r :— .l l : l	
	in my sleep to	you I'd fly; I'm	al - ways with you	in my sleep! The	
	d :— .d d : d	l _i :— .l _i l _i : l _i	l _i :— .l _i l _i : s _i	fe _i :— .fe _i fe _i : fe _i	

}	r : f l :— .s	f : m d ^l :— .t	l : m t :— .l	l :— s :	}
	world is all one's	own, The world, the	world is all one's	own,	
	t _i : t _i f :— .m	r : d m :— .r	d : m r :— .d	d :— t _i :	
	s : s r : s	s :— : se	l : d ^l fe :— .fe	fe :— s :	
	world is all one's	own, The	world is all one's	own.	
	f : r t _i : s _i	d :— : m	l _i : l _i r :— .r	r :— s _i : s _i	

}	: : t	r ^l :— .d ^l d ^l : m	^{cres.} s : d ^l m ^l :— .d ^l	t :— .l l : s	}
	But	then one wakes, but	then one wakes, And	where am I? All,	
	: : r	s :— .s s : d	m : s s :— .s	s :— .f f : d	
	: : s	t :— .d ^l d ^l : s	d ^l : s d ^l :— .d ^l	d ^l :— .d ^l d ^l : s	
	But	then one wakes, but	then one wakes, And	where am I? All,	
	t _i : r f : f	f :— .m m :—	— : m d : m	f :— .f f : m	
then one wakes, and	where am I?	One wakes, And	where am I? All		

poco ritard.

<i>dim.</i>	s : - - : f all a - lone, r : - r : - d : r d : r all, all a - lone, l : - t : - s : se l : l all a - lone, all, all a - lone, r : - s ₁ : - d : m ₁ l ₁ : f ₁ all a - lone, all, all a - lone,	m : - - : f All, d : - - : r a - lone, s : - - : s all, all a - lone, s ₁ : s ₁ s : f s ₁ : - - : s ₁ a - lone,	d : - - : r a - lone, d : - - : s all, all a - lone, m : - - : m d : - - : s ₁ a - lone,	B7. t. m ₁ l ₁ Sleep s ₁ d ₁ m ₁ l ₁ Sleep d f ₁
-------------	---	---	---	---

cres.

l ₁ : s ₁ s ₁ : - . d stays not though a r ₁ : m ₁ s ₁ : - . s ₁ t ₁ : d d : - . s ₁ stays not though a f ₁ : m ₁ m ₁ : - . m ₁	d : - . t ₁ t ₁ : l ₁ . s ₁ mon - arch bids; So I f ₁ : - . f ₁ f ₁ : f ₁ . f ₁ s ₁ : - . s ₁ s ₁ : l ₁ . t ₁ mon - arch bids; So I r ₁ : - . r ₁ r ₁ : r ₁ . r ₁	m : - . r d : t ₁ love to wake e'er m ₁ : - . f ₁ l ₁ : se ₁ d : - . t ₁ m : m love to wake e'er d ₁ : - . r ₁ m ₁ : m ₁	r : d s : f break of day; For t ₁ : i ₁ l ₁ : l ₁ m : m m : r break of day; For l ₁ : l ₁ f ₁ : f ₁
---	---	---	--

f. ED.

m : - . d m : r though my sleep be d : - . s ₁ d : t ₁ s : - . m s : f though my sleep be s ₁ : - . s ₁ s ₁ : s ₁	d : - - : t ₁ gone, For d : m ₁ d : se ₁ For though my m : d m : r gone, For though my l ₁ : - m ₁ : - For	l ₁ : l ₁ d . t ₁ l ₁ . t ₁ though my sleep be l ₁ : f ₁ f ₁ : f ₁ sleep, my sleep be d : r r : r sleep, my sleep be f ₁ : r ₁ s ₁ : s ₁ though my sleep be	d s : - - : gone, m ₁ t ₁ : - - : s gone, yet d s : - - : t gone, yet d s ₁ : r s : - gone, yet while
--	--	---	---

p

: : l yet f : m r : de while 'tis dark one d ^l : t l : s while 'tis dark one l : s f : m while 'tis dark one	s : - . f f : - while 'tis dark, r : - . r r : - . d shuts one's lids, yet l : - . l r : - shuts one's lids, r : d t ₁ : l ₁	- : r ^l d ^l : t 'tis dark one d : t ₁ l ₁ : s ₁ while 'tis dark one r : f r ^l : r ^l while 'tis dark one s ₁ : - f : - shuts, one	l : - . s ₁ s : - . l shuts one's lids, And r : - . m m : d shuts one's lids, And t : - . d ^l d ^l : s shuts one's lids, And f : - . m m : m shuts one's lids, And
--	--	---	---

	<i>dim.</i>		<i>p</i>		<i>poco ritard.</i>	
s	—	f	—	m	—	r
still	dreams	on,	And	still	dreams	on.
r	—	r	—	d	—	d
still	dreams	on,	and	still,	and	on.
l	—	t	—	s	—	s
still	dreams	on,	and	still	dreams	on.
r	—	s	—	d	—	d
still	dreams	on,	and	still	dreams	on.

Words by

ANGEL OF HOPE.

Music by

Geo. Bennett.

(Arranged for mixed voices by ALFRED STONE.)

G. Reichardt.

KEY D. *Sostenuto con espressione.*

SOLO—CONTRALTO.

	:	s ₁ : s ₁ . s ₁	d	—	. d	d	—	r	m	s	. f	: f		. r	: r	. r
		1. As sweet to	wea	—	ry	hearts	as	slum	—	ber,	And brooding					
		2. Blest angel,	dark	—	were	life	with-	out	—	thee,	To prince &					
<i>p</i>																
m	—	—	—	—	—	—	—	r	—	—	—	—	—	—	—	—
Hm, &c.																
d	—	—	—	—	—	—	—	t ₁	—	—	—	—	—	—	—	—
s	—	—	—	—	—	—	—	s	—	—	—	—	—	—	—	—
Hm, &c.																
d	—	—	—	—	—	—	—	s ₁	—	—	—	—	—	—	—	—

m	: d	l ₁ : r	s ₁ : —	. s : s . s	s	: t . l	s . f : m . r	r . d : d
gent - ly	as	the	dove,	When earth's slow-	press - ing	cares en -	cum - ber,	
pea - sant	thou	art	dear,	Noragenor	youth can	ev - er	doubt thee,	
<i>cres.</i>			<i>p</i>					
m	—	r	—	—	f	—	m	
d	—	—	t ₁	—	t ₁	—	d	
Hm, &c.								
s	—	l	—	—	s	—	s	
d	: m	f : fe	s	—	s ₁	—	d	

St. Co. (New.)

<i>d</i> : <i>r</i> . <i>m</i> <i>r</i> : - . <i>r</i> <i>d</i> ^l : <i>t</i> . <i>l</i> <i>s</i> : - . <i>s</i> : <i>s</i> . <i>s</i> <i>d</i> ^l : - . <i>s</i> <i>m</i> : <i>l</i> . <i>s</i> }
Bright Hope comes Thy radiant <i>cres.</i> mis - sion'd from pres - ence all a - must bove. cheer. Where gloom'd the Sweet Seraph, cloud, who, a glo - ry when E - den's
- : - <i>r</i> : - <i>fe</i> : - <i>s</i> : - - : - - : - <i>l</i> : - }
- : - <i>t</i> ₁ : - <i>d</i> : - <i>t</i> ₁ : <i>d</i> <i>r</i> : <i>f</i> <i>m</i> : - - : - }
- : - <i>s</i> : - <i>l</i> : - <i>s</i> : <i>l</i> <i>t</i> : <i>r</i> ^l <i>d</i> ^l : - <i>jd</i> ^l : - }
- : - <i>r</i> : - - : - <i>s</i> ₁ : - : : <i>l</i> : - }

<i>s</i> . <i>f</i> : <i>f</i> <i>f</i> : <i>s</i> . <i>l</i> <i>t</i> ₁ : - . <i>r</i> <i>s</i> : - . <i>f</i> <i>m</i> : - . <i>s</i> ₁ : <i>s</i> ₁ . <i>s</i> ₁ <i>d</i> . <i>r</i> : <i>m</i> . <i>r</i> <i>d</i> . <i>m</i> : <i>s</i> . <i>ta</i> }
brightens. Where sorrow por - tals Shut in those wept, there glad - ness scenes so fair and smiles; While trusting bright, Still deign'd to faith the spi - rit so - lace fal - len
<i>l</i> : - - : - <i>s</i> : - - : - <i>s</i> : - - : - <i>s</i> : - - : - }
<i>f</i> : - - : - <i>f</i> : - - : - <i>m</i> : - - : - <i>m</i> : - - : - }
Hm, &c. <i>r</i> ^l : - - : - <i>r</i> ^l : - - : - <i>d</i> ^l : - - : - <i>d</i> ^l : - - : - }
<i>r</i> : - - : - <i>s</i> : - - : - <i>d</i> : - - : - <i>d</i> : - - : - }

<i>ta</i> . <i>l</i> : <i>l</i> . <i>l</i> : <i>l</i> . <i>l</i> <i>d</i> ^l . <i>s</i> : <i>m</i> . <i>d</i> <i>s</i> ₁ : <i>m</i> . <i>r</i> <i>d</i> : - : : : }
light - ens, And aimless mor - tals, And ha-lo doubt no more be- earth with heav'n's de- guiles. light.
<i>f</i> : - <i>re</i> : - <i>m</i> : - <i>f</i> : - <i>m</i> : - . <i>s</i> : <i>s</i> . <i>s</i> <i>se</i> : - . <i>se</i> <i>se</i> : - . <i>se</i> }
<i>d</i> : - - : - <i>d</i> : - <i>t</i> ₁ : - <i>d</i> : - . <i>m</i> : <i>m</i> . <i>m</i> <i>m</i> : - . <i>m</i> <i>m</i> : - . <i>m</i> }
Hm, &c. <i>d</i> ^l : - <i>l</i> : - <i>s</i> : - - : - <i>s</i> : - . <i>d</i> ^l : <i>d</i> ^l . <i>d</i> ^l <i>r</i> ^l : - . <i>r</i> ^l <i>r</i> ^l : - . <i>r</i> ^l }
<i>f</i> : - <i>fe</i> : - <i>s</i> : - <i>s</i> ₁ : - <i>d</i> : - . <i>d</i> ^l : <i>d</i> ^l . <i>d</i> ^l <i>t</i> : - . <i>t</i> <i>t</i> : - . <i>t</i> }

ten.

<i>t</i> . <i>l</i> : <i>l</i> . <i>d</i> ^l : <i>t</i> . <i>l</i> <i>s</i> : - . <i>s</i> <i>s</i> : - . <i>f</i> <i>m</i> : - . <i>m</i> : <i>m</i> . <i>m</i> <i>l</i> : - . <i>l</i> <i>l</i> : <i>s</i> . <i>f</i> }
light - ens, And aimless <i>m</i> : <i>m</i> . <i>l</i> : <i>s</i> . <i>f</i> <i>m</i> : - . <i>m</i> <i>r</i> : - . <i>r</i> <i>r</i> : - . <i>d</i> : <i>d</i> . <i>d</i> <i>d</i> : - . <i>d</i> <i>r</i> : - . <i>r</i> }
<i>d</i> ^l : <i>d</i> ^l . <i>d</i> ^l : <i>d</i> ^l . <i>d</i> ^l <i>d</i> ^l : - . <i>d</i> ^l <i>t</i> : - . <i>t</i> <i>t</i> : - . <i>l</i> : <i>l</i> . <i>l</i> <i>d</i> ^l : - . <i>d</i> ^l <i>t</i> : - . <i>t</i> }
mor - tals, And ha-lo <i>l</i> : <i>l</i> . <i>f</i> : <i>f</i> . <i>f</i> <i>s</i> : - . <i>s</i> <i>s</i> : - . <i>s</i> <i>se</i> : - . <i>l</i> : <i>l</i> . <i>l</i> <i>f</i> : - . <i>f</i> <i>s</i> : - . <i>s</i> }
doubt no more be- earth with heav'n's own light, And ha-lo doubt no more bo- <i>d</i> : <i>f</i> . <i>m</i> <i>r</i> : - . <i>r</i> earth with heav'n's own

St. Co. (New.)

> molto espress.

:	:	:	:	s	:-		t ₁	:	t ₁	d	:-		:
CODA. <i>tempo primo.</i>				An	-	gel	of	Hope,					
m	:-	m	:-	s	:-	m	:-	m	:-	m	:-	m	:-
guiles.		An	-	gel	of	Hope		lin	-	ger	near		
d	:-	m	:-	d	:-	t ₁	:-	d	:-	m	:-	d	:-
d'	:-	s	:-	s	:-	s	:-	s	:-	s	:-	s	:-
light.		An	-	gel	of	Hope		lin	-	ger	near		
d	:-	d	:-	d	:-	d	:-	d	:-	d	:-	d	:-

s	:-	t	:-	d	:-	d'	:-	:-	:-	t	:-	l	:-
Lin	-	ger,	still	lin	-	-	-	-	-	ger,	lin	-	ger,
f	:-	:-	:-	m	:-	f	:-	fe	:-	s	:-	se	:-
us,				lin	-	-	-	-	-	ger,	pp		
r	:-	:-	:-	d	:-	r	:-	re	:-	m	:-	f	:-
s	:-	:-	:-	d'	:-	:-	:-	:-	:-	d'	:-	:-	:-
us,				lin	-	-	-	-	-	ger,			
s ₁	:-	:-	:-	d	:-	:-	:-	:-	:-	s	:-	:-	:-

l	:-	s	:-	t	:-	d	:-	:-	:-	d'	:-	:-	:-
lin	-	ger	near	us.	-	-	-	-	-				
f	:-	:-	:-	m	:-	f	:-	:-	:-	m	:-	f	:-
still				lin	-	-	-	ger	near	us.			
r	:-	:-	:-	d	:-	:-	:-	d	:-	d	:-	:-	:-
d'	:-	t	:-	d'	:-	l	:-	s	:-	l	:-	:-	:-
still				lin	-	-	-	ger	near	us.			
s ₁	:-	:-	:-	d	:-	:-	:-	d	:-	d	:-	:-	:-

p KEY G. M. 88. THE SPRING, THE PLEASANT SPRING.

R. Spofforth.

(.m)	m	:-	f		s	m	:-	r	d	:-	l	:-	d	:-	s	:-	m	:-	r	d
1. The	Spring,		the	plea	-	sant		Spring	is	blown,		Let	us							
(.s ₁)	s ₁	:-	s ₁		s ₁	:-	s ₁	:-	l	:-	l	:-	s	:-	s	:-	s	:-	s	:-
(.d)	d	:-	r		m	:-	m	:-	f	:-	f	:-	m	:-	m	:-	f	:-	m	:-
2. Come	with	all	thy	sweet	-	est	smiles,	With	thy											
(.d)	d	:-	d		d	:-	d	:-	d	:-	d	:-	d	:-	d	:-	r	:-	m	:-

St. Co. (New.)

				D. t.						
{	t ₁ .r	:- .d	s ₁ f ₁ :-	f ₁ m ₁ :-	m	: r	m	:- .m	r s	:- .d'
	leave	the	smo -	ky	town,		From	the	mall	and
	s ₁	:- .s ₁	s ₁	: s ₁	s ₁	:-	s ₁	- .s ₁	s ₁ d	:- .m
	r	:- .m	r	: d	d	: t ₁	d	:- .d	r s	:- .s
	gra	- ces,	with	thy	wiles,		Come	and	we	will
	f	:- .m	t ₁	: d	s ₁	:-	d	:- .d	t ₁ m	:- .m

				<i>eres.</i>						
{	t .d'	: r' .t	d' .t	: d' .r'	m' f' :-	r' t' :-	d'	:- .l	s f' :-	m .r
	from	the	ring,		Ev' -	ry	one	has	ta -	ken
	s	: s	s	: -	s	: s	s	:- .f	m .r' :-	d .t ₁
	s	: s	s	: -	s	: s	s	:- .d'	d' .r' :-	s
	mer -	ry	be,		Who	shall	be	so	blest	as
	r .m	: f .r	m .f	: m .r	d .t ₁ :-	r .f' :-	m	:- .f	s	: s ₁

{	m	: m	.,f	s	: l	.,t	d'	:- .r'	m' f' :-	r' t' :-	d'	: s
	wing,	Ev' -	ry	one,	ev' -	ry	one	has	ta -	ken	wing,	has
	d	: m	.,r	d	: f	.,f	s	:- .l	s	: s	s	: s
	s	: s	.,s	s	: d'	.,r'	d'	:- .l	d' .r' :-	t .r' :-	m'	: d'
	we,	Who	shall	be,	who	shall	be	so	blest	as	we,	so
	d	: d	.,r	m	: f	.,r	m	:- .f	s	: s	d'	: m

				f. G. ff <i>Much slower.</i>								
{	l	: f'	r'	: t	d'	: -	-	: -	s r .r	:-	r .r	:-
	ta	-	ken		wing.				Clo-e,		Strephon,	
	f	:-	f	: -	m	: -	-	: -	m t ₁ .t ₁	:-	l ₁ .r	:-
	d'	: l	t	: s	s	: -	-	: -	d' s .s	:-	l .l	:-
	blest		as		we?				Clo-e,		Strephon,	
	f	:-	s	: -	d	: -	-	: -	d' s .s	:-	f .f ₁	:-

{	m	: m	f	: -	d	: -	.d	d	:- .d	r	: r	m	: -
	Co -	ry -	don,		All	are	fled	and	all	are	gone;		
	r	: de	r	: -	d	: -	.d	d	:- .d	d	: t ₁	d	: -
	l	: l	l	: -	l	: -	.l	s	:- .s	s	: s	s	: -
	Co -	ry -	don,		All	are	fled	and	all	are	gone;		
	m	: l ₁	r	: -	f	: -	.f	m	:- .m	r ₁	: s ₁	d	: -

<i>p</i> Original time.										<i>cres.</i>													
f, m.	-	f, s.	-	l	:	-	f	m, r.	-	m, f.	-	s	:	-	r	:	-	.de	r	f	:	l	s
What	is	left's		not	worth	your	stay,			Come,		Au-re	-	lia,									
d	:	d		d	:	-	.d	d	:	l		s	:	-	l	:	-	.l		l	:	l	
d	:	d		d	:	-	.d	d	:	d		d	:	-	r	:	-	.m		r	:	de	
What	is	left's		not	worth	your	stay,			Come,		Au-re	-	lia,									
l	:	l		l	:	-	.l	s	:	f		m	:	-	f	:	-	.s		f	:	m	

f	.m	:	r	.d		t	:	s	.s	s	:		:	s	.s	s	:		:
come,	come a-	way,	come a-	way,						come a-	way,								
l	:	l	.l		t	:				t	.t		d	:					
r	.de	:	r	.r		r	:			r	.r		d	:					
come,	come a-	way,								come a-	way,								
r	.	m	:	f	.e		s	:		f	.f		m	:					

s	:	-	.m		f	:	m	f	:	s	.s		l	:	-	l, s.	-	f, m.	-	r	:	-	.r
Come,			Au-re	-	lia,		come,	come a-	way,							What	is	left's		not			
d	:	-	.d		d	:	d	:	d		d	:	-			l	:	l		t	:	-	.t
m	:	-	.s		l	:	s	f	:	m	.m		f	:	-	f	:	f		s	:	-	.s
Come			Au-re	-	lia,		come,	come a-	way,							What	is	left's		not			
d	:	-	.ta		l	:	l	:	s	.s		f	:	-	f	:	f		f	:	-	.f	

s, f.	-	m, r.	-	d	:	-	f	.m	:	f	.r		m	:	f	m	:	r	.m		f	:	-
worth	your	stay,					Come,	come,	Au-re	-	lia,		come,	come a-	way,								
t	:	t		d	:	-	t	.d	:	t	.r		d	:	r	d	:	t	.t		d	:	-
s	:	s		s	:	-	s	:	s	.s		s	:	l		s	:	s	.s		f	:	-
worth	your	stay,					Come,	come,	Au-re	-	lia,		come,	come a-	way,								
f	:	f		m	:	-	r	.d	:	r	.t		d	:	f	s	:	s	.s		l	:	-

f	.	l	:	s	.f		m	.f	:	s	.f	m	:	-	r	:	-	r	m	.f	:	s	.l		s	.f	:	m	.r		
Come,	come,	Au-re	-	lia,			Come,	come	a-	way,																					
d	:	r	.r		m	.r	:	d	.r	d	:	-	t	:	-	t	:	-	t	:	d	.	d		d	:	d	.r			
f	:	r	.r		s	:	s	.	l	s	:	-	s	:	-	s	:	-	s	:	s	.f		s	:	s	.s				
Come,	come,	Au-re	-	lia,			Come,	come	a-	way,																					
l	:	t	.t		d	.r	:	m	.f	s	:	-	s	:	-	s	:	-	s	:	d	.r	:	m	.f		m	.r	:	d	.t

}	<i>p</i>	m . f : s . l s . f : m . r	m : —	<i>eres.</i>	s : — . s ₁ s ₁ : l ₁	f, r, — : d, t, —	
	d : d . d d : d . r	d : —		Come, Au- ro - lia,		come a -	
	way, come a - way, come a - way,						l ₁ : s ₁
	s : s . f s : s . s	s : —					}
	<i>p</i>	d . r : m . f m . r : d . t ₁	d : —	<i>p</i>	m : — . m m : f	r, f, — : m, r, —	
				<i>eres.</i>	Come, Au- re - lia,	come a -	
						f ₁ : s ₁	

}	<i>f</i>	r : d s : — . s ₁ s ₁ : l ₁ — : —	}	<i>pp</i>	f : r d : t ₁	d : — — : —
	way, Come, Au- re - lia,			come a -	way.	s ₁ : — — : —
	s ₁ : — : : :			l ₁ : — s ₁ : —	m : — — : —	}
	f : m : : :			r : f m : r	way.	d ₁ : — — : —
	<i>f</i>	way, d : — m : — . r m : f — : —		<i>pp</i>	come a -	way.
		Come, Au- re - lia,		<i>eres.</i>	f ₁ : — s ₁ : —	d ₁ : — — : —

Words by
John Ozenford.

AT FIRST THE MOUNTAIN RILL.

Music by
G. A. Macfarren.

KEY D. *Andante.*

(T. S. Copyright.)

}	<i>p</i>	: ., s s ., s : d ¹ . t : l . s s : f . f : s . l l : r : s . f f : m :	}	At first the mountain rill is weak, And from its pris - on scarce can break;	
	: ., m m ., m : s . f : m . m m : r . r : r . r t ₁ : t ₁ : r . r r : d :				}
	: ., s s ., s : m ¹ . r ¹ : d ¹ . t l : — . r : m . f f : f : s . s s : — : s . s				}
	: ., d d ., d : d . d : d . d r : — . r : r . r s ₁ : s ₁ : t ₁ . t ₁ d : — :				} Then each

}	<i>A. t.</i>	r s ₁ s ₁ : m . d : t ₁ . r d ., m : s : — . s s : — . f : m . r r : m :	}	<i>eres.</i>	f	<i>dim.</i>	}	
	r s ₁ s ₁ : s ₁ . s ₁ : s ₁ . s ₁ s ₁ : s ₁ : d l ₁ ., l ₁ : l ₁ : t ₁ t ₁ : d :				}	}	}	}
	s d : — . d : f . t ₁ d : d : m r ., r : r : f f : m :				}	}	}	}
	t ₁ m ₁ : d ₁ . m ₁ : r ₁ . f ₁ m ₁ ., d ₁ : m ₁ : d ₁ r ₁ ., r ₁ : r ₁ : s ₁ d ₁ : d ., d : d . d				}	}	}	}
		Then each pebble in its way Seems e - nough its course to stay.						
		peb - ble in its way Seems e - nough its course to stay.						
		Then each pebble in its way Seems e - nough its course to stay.					<i>p</i>	
							<i>dim.</i>	

St. Co. (New.)

p f. D.

$\left\{ \begin{array}{l} sr' \text{ „} d' : t \text{ „} l : s \text{ „} f \\ \text{Spreading as it glides a-} \\ mt \text{ „} l : s \text{ „} f : m \text{ „} r \end{array} \right.$	$\left\{ \begin{array}{l} m : : : \\ \text{long,} \\ d : : : \end{array} \right.$	$\left\{ \begin{array}{l} mf \\ f' \text{ „} m' : r' \text{ „} d' : t \text{ „} l \\ \text{Soon it is a torrent} \\ r' \text{ „} d' : t \text{ „} l : s \text{ „} f \end{array} \right.$	$\left\{ \begin{array}{l} s : : : \\ \text{strong;} \\ m : : : \\ f \text{ dim.} \\ s' \text{ „} f' : m' \text{ „} r' : d' \text{ „} t \\ \text{Soon it is a torrent} \\ s \text{ „} s : s : - \\ \text{tor-rent strong,} \end{array} \right.$
$\left\{ \begin{array}{l} : : : \\ \text{cres.} \\ ds \text{ „} - : s : s \\ \text{glides a -} \end{array} \right.$	$\left\{ \begin{array}{l} mf \\ l m' \text{ „} r' : d' \text{ „} t : l : s \\ \text{Spreading as it glides a-} \\ s : - : - : - \\ \text{long,} \end{array} \right.$	$\left\{ \begin{array}{l} s : : : \\ \text{long,} \\ s : - : s : s \\ \text{Soon it is a} \end{array} \right.$	$\left\{ \begin{array}{l} s : : : \\ \text{strong;} \\ s \text{ „} s : s : - \\ \text{tor-rent strong,} \end{array} \right.$

$\left\{ \begin{array}{l} s \text{ „} s : fe : s : l \text{ „} m' \\ \text{And its path is broad and} \\ r \text{ „} r : r \text{ „} r : de : de \\ ta : - : l : l \end{array} \right.$	$\left\{ \begin{array}{l} m' \text{ „} f' : l : m' \text{ „} r' \\ \text{free, As it} \\ r : - : f \text{ „} f \\ l \text{ „} l : l : l \end{array} \right.$	$\left\{ \begin{array}{l} r' : s : l : s : f \\ \text{bounds in - to the} \\ m : - : f : m \text{ „} r \\ d' : - : s : l : t \end{array} \right.$	$\left\{ \begin{array}{l} m : : : \\ \text{sea.} \\ d : : : \\ d' : : : \end{array} \right.$
$\left\{ \begin{array}{l} \text{strong;} \\ \text{And its} \\ s \text{ „} s : s : s : s : s \\ \text{And its path is broad and} \end{array} \right.$	$\left\{ \begin{array}{l} \text{path is free, As it} \\ f : - : f \text{ „} f \\ \text{free, As it} \end{array} \right.$	$\left\{ \begin{array}{l} \text{bounds in - to the} \\ s : - : - : - \\ \text{bounds,} \end{array} \right.$	$\left\{ \begin{array}{l} \text{sea.} \\ l \text{ „} s : f \text{ „} m : r \text{ „} d \\ \text{Soon it is a torrent} \end{array} \right.$

$\left\{ \begin{array}{l} s \text{ „} s : fe : s : l \text{ „} m' \\ \text{And its path is broad and} \\ r \text{ „} r : r \text{ „} r : de : de \\ s \text{ „} s : s : s : s : s \end{array} \right.$	$\left\{ \begin{array}{l} f \text{ dim.} \\ s' \text{ „} f' : se : l : m' \text{ „} r' \\ \text{free, As it} \\ r : - : f \text{ „} f \\ l : r' : l : l \end{array} \right.$	$\left\{ \begin{array}{l} \rho \\ r' : s : d' : t : d' \\ \text{bounds in - to the} \\ m : - : m : m \text{ „} s \\ d' : - : d' : - : d' \end{array} \right.$	$\left\{ \begin{array}{l} \text{cres.} \\ m' \text{ „} r' : s : \\ \text{sea.} \\ s : - : : \\ f' : - : r' : t \text{ „} l \end{array} \right.$
$\left\{ \begin{array}{l} \text{And its path is broad and} \\ ta : - : l : l \\ \text{strong;} \\ \text{And its} \end{array} \right.$	$\left\{ \begin{array}{l} \text{free, As it} \\ r \text{ „} r : f : r \text{ „} r \\ \text{free, As it} \end{array} \right.$	$\left\{ \begin{array}{l} \text{bounds, as it} \\ s : - : l : l : l \\ \text{bounds in - to the} \end{array} \right.$	$\left\{ \begin{array}{l} \text{sea.} \\ t : - : : \end{array} \right.$

$\left\{ \begin{array}{l} : r : m \text{ „} f \\ \text{At first, at} \\ : t : d \text{ „} r \\ l : s : \end{array} \right.$	$\left\{ \begin{array}{l} s \text{ „} s : d' : t : l : s \\ \text{first the mountain rill is} \\ m \text{ „} m : s : f : m \text{ „} m \\ : : : \rho \text{ „} s \end{array} \right.$	$\left\{ \begin{array}{l} s : f : \\ \text{weak,} \\ m : : : \\ d' : - : t : l : s \end{array} \right.$	$\left\{ \begin{array}{l} \text{cres.} \\ \text{„} l : r' \text{ „} d' : t \text{ „} l \\ \text{But spreading as it} \\ \text{„} f : l : s : f \text{ „} f \\ \text{sea.} \\ \text{At first, the rill is} \\ : f : m \text{ „} r \\ \text{At first, at} \end{array} \right.$
$\left\{ \begin{array}{l} : f : m \text{ „} r \\ \text{At first, at} \end{array} \right.$	$\left\{ \begin{array}{l} d \text{ „} d : m \text{ „} r : d \text{ „} t \\ \text{first the mountain rill is} \\ \text{weak, the rill is} \end{array} \right.$	$\left\{ \begin{array}{l} l : - : d : f \text{ „} m \\ \text{weak, the rill is} \end{array} \right.$	$\left\{ \begin{array}{l} \text{weak, But} \\ r \text{ „} r : f \text{ „} m : r \text{ „} d \\ \text{weak, But spreading as it} \end{array} \right.$

$\left\{ \begin{array}{l} l \text{ „} s : s : \\ \text{glides a-long,} \\ f \text{ „} s : s : \end{array} \right.$	$\left\{ \begin{array}{l} mf \\ \text{„} d' : f' \text{ „} m' : r' \text{ „} d' \\ \text{A torrent strong, its} \\ \text{„} d : d' \text{ „} t : l : s \end{array} \right.$	$\left\{ \begin{array}{l} t \text{ „} l : s : f : f \text{ „} m \\ \text{path is broad and free,} \\ f : f : m \text{ „} r : r \text{ „} d \end{array} \right.$	$\left\{ \begin{array}{l} \text{cres.} \\ s \text{ „} f : t : l \\ \text{As it bounds,} \\ m \text{ „} f : f : - \\ \text{strong, its path is broad,} \\ s \text{ „} s : l : t : d \end{array} \right.$
$\left\{ \begin{array}{l} r' : - : d' : t \text{ „} l \\ \text{spread - ing as it} \\ l : t : t : r : s : f \\ \text{glides a-long, as it} \end{array} \right.$	$\left\{ \begin{array}{l} s : : : \text{„} d' : f' \text{ „} m' \\ \text{glides, A torrent} \\ m \text{ „} m : l : s : f \text{ „} r \end{array} \right.$	$\left\{ \begin{array}{l} r' : t : d' : r' : s \\ \text{strong, its path is broad,} \\ s \text{ „} s : l : t : d \end{array} \right.$	$\left\{ \begin{array}{l} \text{As it bounds,} \\ \text{As it bounds,} \\ \text{de „} r : f : - \\ \text{As it bounds,} \end{array} \right.$

St. Co. (New.)

t	„l : m' : r'	f'	„m' : s' .m' : d' .l	s	.l : t : m' .r'	d'	—
as	it bounds,	bounds			in - to	the	sea.
f	„f : l : —	s	„s : d' : s .m	f	.f : t : —	.f	m
r'	„r' : f' : —	As	it bounds		in - to	the	sea.
as	it bounds,	d'	„d' : m' .d' : m' .d'	t	.d' : r' : t	.t	d'
f	„f : r : —	As	it bounds		in - to	the	sea.
		s	„s : s : —	—	.s : s : s ₁ .s ₁	d	—

: s	s „s : d' .t : l .s	s	: f .f : s .l	l	: r .r : s .f	f	: m	:
Thus	love is oft so weak at	first,	That e'en the	heart	in which 'tis	nurs'd		
: m	m „m : s .f : m .m	m	: r .r : r .r	t ₁	: - .t ₁ : r .r	r	: d	:
: s	s „s : m' .r' : d' .t	l	: - .r : m .f	f	: - .f : s .s	s	: —	: s .s
Thus	love is oft so weak at	first,	That e'en the	heart	in which 'tis	nurs'd		Scarcely
: d	d „d : d .d : d .d	r	: - .r : r .r	s ₁	: - .s ₁ : t ₁ .t ₁	d	: —	:

A. t.		<i>cres.</i>		<i>f</i>	<i>dim.</i>		
r s ₁ s ₁ : m .d : t ₁ .r	d „m : s	: - .s	s	: - .f : m .r	r	: m	:
Scarcely can its presence	feel; But	its	pow'r	'twill soon re-	veal;		
r s ₁ s ₁ : s ₁ .s ₁ : s ₁ .s ₁	s ₁ : s ₁ : d		l ₁ „l ₁ : l ₁ : t ₁	t ₁	: d	:	
s d : - .d : f .t ₁	d : d : m		r „r : r : f	f	: m	:	
can its presence	feel; But	its	pow'r 'twill soon re -	veal;	<i>p</i>		
t ₁ m ₁ m ₁ : d ₁ .m ₁ : r ₁ .f ₁	m ₁ „d ₁ : m ₁ : d ₁		r ₁ „r ₁ : r ₁ : s ₁	d ₁	: d „d : d .d		
Scarcely can its presence	feel; But	its	pow'r 'twill soon re -	veal;	And so mighty		

f. D.			<i>mf</i>				
r' „d' : t .l : s .f	m	:		f' „m' : r' .d' : t .l	s	:	:
And so mighty is its	force,			Nothing can re-strain its	course;		
m t „l : s .f : m .r	d	:		r' „d' : t .l : s .f	m	:	:
:					<i>f dim.</i>		
:	l' „r' : d' .t : l .s	s	:		s' „f' : m' .r' : d' .t		
:	And so mighty is its	force,			Nothing can restrain its		
d _s : — : s	s	: — : —		s	: — .s : s .s	s	: —
is	its	force,		No	- thing can re-	strain its course;	

<i>p</i>							
s „s : f .e .s : l .m'	m' „f' : l	: m' .r'	r'	: s .l : s .f	m	:	:
Riches, honours, what are	they?	Love thro'	all	will find a	way;		
r „r : r .r : de .de	r	: —	f .f	m	: — .f : m .r	d	:
ta : — : l .l	l „l : l	: l .l	d'	: — .s : l .t	d'	:	:
course,	Riches,	what are they? Love thro'	all	will find a	way;		
s „s : s .s : s .s	f	: —	f .f	s	: — : —	l	„s : f .m : r .d
Riches, honours, what are	they?	Love thro'	all.				Nothing can re-strain its

		<i>f dim.</i>		<i>p</i>		<i>cres.</i>	
s	„s : fe . s : l . m'	s' . f' : se . l : r' . r'	r'	s	. d' : t . d'	m' „r' : s	:
Nothing can re- strain its	course,	Love thro'	all	will find a	way.		
r	„r : r . r : de . de	r : — : f . f	m	— . m : m . m	s	— :	
s	„s : s . s : s . s	l : r' : l . l	d'	— . d' : — . d'	f'	— . r' : t „l	
Nothing can re- strain its	course,	Love thro'	all,	Love thro'	all	will find a	
ta ₁	— : l ₁ . l ₁	r „r : f : r . r	s	— . l : l . l	t	— :	
course,	can re-	strain its course,	Love thro'	all	will find a	way.	

		<i>p</i>		<i>cres.</i>		
:	r : m . f	s „s : d' . t : l . s	s	: f	:	l : r' . d' : t . l
Thus love, thus	love is oft so weak at	first;				But soon it will its
:	t ₁ : d . r	m „m : s . f : m . m	m	: f	:	„f : l . s : f . f
l	: s	:	:	„s	d'	— . t : l . s
way.		Thus	love	is weak at	first,	But
:	f : m . r	d „d : m . r : d . t ₁	l ₁	— . d : f . m	r	„r : f . m : r . d
Thus love, thus	love is oft so weak at	first,	so weak at	first,	But soon it will its	

		<i>mf</i>		<i>cres.</i>		
l	„s : s	„d' : f' . m' : r' . d'	t . l	: s . f : f . m	s „f : t	: l
pow'r reveal,		so mighty, Nothing	can re- strain its course,	Love thro' all,		
f	„s : s	„d : d' . t : l . s	f . f : m . r : r . d	m „f : f	—	
r'	— . d' : t . l	s : „d' : f' . m'	r' . t : d' . r' : s	ta „l : r'	—	
soon	re- veals its	pow'r, so mighty,	Nothing can re- strain,	Love thro' all,		
t ₁ „t ₁ : t ₁	r : s . f	m „m : l . s : f „r	s . s ₁ : l ₁ . t ₁ : d	de „r : f	—	
pow'r re-veal,	its	pow'r so mighty, Nothing	can re- strain its course,	Love thro' all,		

		<i>f</i>		<i>r</i>			
t	„l : m' : r'	f' „m' : s' . m' : d' . l	s . l : t	: m'	d'	—	
love thro' all,		love thro'	all will find	a	way.		
f	„f : l	—	f . f : f	— . f	m	—	
r'	„r' : f'	—	Love thro' all	will find	a	way.	
love thro' all,		d' „d' : m' . d' : m' . d'	t . d' : r'	: t . t	d'	—	
f	„f : r	—	love thro' all	will find	a	way.	
		s „s : s	—	— . s : s : s ₁	s ₁	d	—

O THE JOY OF SPRING.

Words by J. S. C.

Slyrian Air.

KEY F.

<i>mf</i>	$\overset{>}{:d.r}$	$\overset{>}{m.s_1} : \overset{>}{m}$	$: r.d$	$\overset{>}{r.l_1} : \overset{>}{r}$	$: f.l$	$s.r : s.l : r.f$	$m : -$	$: d.r$
1.	O the	joy of	Spring, Let us	gaily sing,	While the	sunshine on the meadis	bright,	While the
	$: d.d$	$d.s_1 : d$	$: t_1.d$	$l_1.l_1 : l_1$	$: l_1.r$	$t_1.t_1 : t_1.t_1 : t_1.t_1$	$d : -$	$: d.t_1$
2.	Now the	primrose pale	Greetsthe	daf-fo - dil,	And the	vio-let - scented air is	sweet,	Birdsin
	$: m.f$	$s.m : s$	$: s.s$	$f.f : f$	$: r.f$	$f.f : f.r : s.s$	$s : -$	$: s.s$
3.	Then com-	pansions, hol	To the	fields we go,	And in	har-mo - ny be - guile the	hours,	Now in
	$: d.d$	$d.d : d$	$: r.m$	$f.f_1 : f_1$	$: f_1.f_1$	$s_1.s_1 : s_1.s_1 : s_1.s_1$	$d : -$	$: m.r$

C. t. cres.

f. F.

$\overset{>}{m.s_1} : \overset{>}{m}$	$: r.d$	$\overset{>}{t_1.m.s} : \overset{>}{m}$	$: r'.d'$	$t.d' : r'.m' : r'$	$: t$	d'	$: -$	$: d's.se$
lambkins play,	And the	earth is gay,	And all	na-turo keeps a hol - i -	day.			La la
$d.s_1 : d$	$: t_1.d$	$s.d.m : s$	$: s.s$	$s.s : t.d' : t$	$: s$	$s : -$		$: l.m.m$
ev-'ry tree	Make a	melo - dy,	Singing	welcome to the sun-ny	May.			La la
$s.m : s$	$: f.m$	$r.s.d' : d'$	$: f'.m'$	$r'.m' : f'.m' : r'$	$: f'.m'$	$m' : -$		$: f'd'.d'$
softest trill;	Now in	music shrill,	Shall our	song the joy - ful wel-kin	fill.			La la
$d.d : d$	$: d.d$	$r.s.s : s$	$: s.s$	$s.s : s.s : s$	$: s$	$d : -$		$: f.d.d$

dim.

f

$l.f : d'$	$: t.l$	$l',s : m$	$: s.se$	$t',l : s.l : f.r$	$m : -$	$: s.se$
la la la,	La la	la la la,	La la	la la la la la la	la,	While the
$f.f : f$	$: d.d$	$d',d : d$	$: d.d$	$r',d : t_1.t_1 : t_1.t_1$	$d : -$	$: m.m$
la la la,	La la	la la la,	La la	la la la la la la	la,	Birdsin
$d'.l : l$	$: s.f$	$f',m : s$	$: m.m$	$f',f : f.f : r.s$	$s : -$	$: d'.d'$
la la la,	La la	la la la,	La la	la la la la la la	la,	Now in
$f.f : f$	$: f_1.f_1$	$d',d : d$	$: d.d$	$s_1',s_1 : s_1.s_1 : s_1.s_1$	$d : -$	$: d.d$

molto. rit. e dim.

$l.s : f$	$: t.l$	$f.e.s : d'$	$: t.l$	$l',s : l',s : f.t_1$	$d :$
lambkins play,	And the	earth is gay,	And all	na - ture keeps a hol - i -	day.
$f.d : d$	$: f$	$r.e.m : m$	$: f.f$	$f',f : f',f : t_1.s_1$	$s_1 :$
ev-'ry tree,	Mako a	melo - dy,	Singing	wel - come to the sun-ny	May.
$d'.t.a : l$	$: s',s$	$l.s : s$	$: d'.d'$	$t',t : t',t : s.f$	$m :$
softest trill;	Now in	mu-sic shrill,	Shall our	song the joy - ful wel-kin	fill.
$f.f : f$	$: r',r$	$d.d : d$	$.f_1 f_1$	$s_1',s_1 : s_1.s_1 : s_1.s_1$	$d :$

St. Co. (New)

HOW LOVELY ARE THE MESSENGERS.

(Chorus from "St. Paul.")

Mendelssohn.

KEY G. *Andante con moto.* M. 132. ALTO.

p
 { : : | : : s₁ | d : - : t₁ | l₁ : - : s₁ | f : - : m | r : - : d | t₁ : d : r | s₁ : s₁ : s₁ }
 How | love - ly are the | mes - sen - gers that | preach us the gos - pel of }

{ s₁ : - : - | : : s₁ | l₁ : - : t₁ | d : - : r | t₁ : - : d | r : - : f }
 peace; How | love - ly are the | mes - sen - gers that }

p
 { m : r : d | r : l₁ : t₁ | d : - : - | : : d | s₁ : - : - | s₁ : - : f₁ }
 preach us the gos - pel of peace; The | gos - pel of
 : : | : : : : : : : : : Bass.: s₁ }
 How }

{ m₁ : - : | : : s₁ | l₁ : - : s₁ | t₁ : - : d | r : - : - | - : m : f }
 peace; the mes - sen - gers that preach us the
 d : - : t₁ | l₁ : - : s₁ | f : - : m | r : - : d | t₁ : d : r | s₁ : s₁ : s₁ }
 love - ly are the mes - sen - gers that | preach us the gos - pel of }

{ m : m : r | d : - : | : : | : : : : d | d : - : - }
 gos - pel of peace! How love -
 s₁ : - : - | : : s₁ | l₁ : - : t₁ | d : - : r | t₁ : - : d | r : - : f }
 peace, How | love - ly are the | mes - sen - gers that }

{ - : - : - | s₁ : - : - : : d | d : - : f | m : r : d | r : l₁ }
 - - ly are they that | preach us the gos - pel
 m : r : d | r : l₁ : t₁ | d : - : - | : : d | s₁ : - : - | - : - }
 preach us the gos - pel of | peace! the | words }

f S.C.T.B.

{ : s₁ | s : - : - | - : - : m | m : - : - | r : - : d | t₁ : d : r | r : m : f }
 To all *f* the na - tions is gone forth the sound of their
 : t₁ | d : - : s₁ | d : - : d | d : - : - | t₁ : - : d | s₁ : l₁ : t₁ | t₁ : d : r }
 of peace; To all the na - tions is gone forth the sound of their
 : s₁ | m : - : - | - : - : s | s : - : - | s : - : s | f : m : r | r : d : t₁ }
 To all *f* the na - tions is gone forth the sound of their
 : s₁ | d₁ : - : d | r : - : d | s : - : - | f : - : m | r : d : t₁ | t₁ : l₁ : s₁ }
 of peace; To all the na - tions is gone forth the sound of their }

St. Co. (New).

D. t.

m	:-	:-		:	:	m	l	:-	:-	-	:-	:	d'	d'	:-	:-		t	:-	:-	:	t	m	f	:	s	:	l
words,						to	all						the	na				tions				is	gone	forth	the			
d	:-	:-		:	:	m	m	:-	:-	-	:-	:-	:-	:-	:-	:-	:-	:	r	s	f	:	:-	:-				
words,						the	sound															is	gone,					
d	:-	:	m		m	:-	:-	-	:-	:-	-	:-	:-	l	l	:-	:-		se	:-	:	:	:	:	:	:	:	
words,	to		all										tho	na				tions										
d	:-	:	:		:	:	m	d	:-	:-	-	:	t	l	m	:-	:-		m	:-	:	m	l	r	:-	:-		
words,			to			all						the	na					tions				is	gone,					

t	:	d'	:	r'	s	:-	:-	-	:-	:	s	l	:	t	:	d'		r'	:	m'	:	f'	f	:-	:-	-	:-	:	
sound	of	their			words,						is	gone	forth	the	sound	of	their				words,								
-	:-	:	f	f	:-	:-		m	:-	:	s	s	:-	:-		f	:-	:-	-	:-	:	r	s	:-	:	f			
			is	gone			forth,	the			sound																		
	:	:	df	s	:	l	:	t		d'	:	r'	:	m'	:	m'	:-	:-		r'	:-	:	d'	t	:-	:-		:	s
			is	gone	forth	the	sound	of	their																				
	:-	:-	:	r	m	:	f	:	s	l	:	t	:	d'	f	:-	:-	-	:-	:	f	s	:-	:-	-	:-	:-	:	
			is	gone	forth	the	sound	of	their																				
			is	gone	forth	the	sound	of	their																				

f

f	:	:	:	:	:	:	:	:	:	:	:	:	:	:	:	:	:	:	:	:	:	:	:	:	:	:	:	:
words,																												
d'	:-	:	t	l	:-	:	s	f'	:-	:	m'	r'	:-	:	d'	t	:	d'	:	r'		s	:	s	:	s	:-	:-
love	-	ly	are	the	mes	-	sen	-	gers	that	preach	us	the	gos	-	pel	of	peace,										
-	:-	:	-	:-	:-	:-	-	:-	:-	:-	:	s	l	:-	:	s	:-	:-		m	:-	:	r	m	:-	:	d	

l	:-	:	s	f'	:-	:	m'	r'	:-	:	d'	m'	:	r	:	d'	r'	:	l	:	t	d'	:-	:-		s	:-	:		
are	the	mes	-	sen	-	gers	that	preach	us	the	gos	-	pel	of	peace,															
	:	:	s	f	:-	:	s	l	:-	:	f	m	:-	:-		f	:-	:	r	s	:	f	:	m		f	:	d	:	r
			the	mes	-	sen	-	gers	that	preach	us,	that	preach	us	the	gos	-	pel	of	peace,										
	:	:	s	d'	:-	:	t	l	:-	:	r'	d'	:-	:-		s	:-	:-	f'	m'	:	r'	:	d'	r'	:	l	:	t	
			the	mes	-	sen	-	gers	that	preach	us,	that	preach	us	the	gos	-	pel,	the											
	f	:-	:	m	l	:-	:	s		f	:-	:	r	s	:-	:-	-	:-	:-		s	:-	:-	-	:-	:	s	:		
gers,	the	mes	-	sen	-	gers	that	preach																						

dim. p f. G.

s	:-	:	-	:-	:	f	m	:-	:-		m	:-	:-	f	m	:-	:-		r	:-	:-	d	d	s	:-	:-	:	
they						that	preach	us	the	gos	-	pel	of	peace.														
m	:-	:-		:	:	r	r	:-	:-		d	:-	:	d	d	:-	:-		t	:-	:	d	d	s	:-	:-	:	
peace,						that	preach	us	the	gos	-	pel	of	peace.														
d'	:	s	:	t	l	:-	:	l	se	:-	:-		l	:	f	s	:-	:-		f	:-	:	m	mt	:-	:-	:	
gos	-	pel	of	peace,	that	preach	us	the	gos	-	pel	of	peace.															
s	:	f	:	m	f	:	d	:	r	m	:-	:-		l	:-	:-		s	:-	:-		s	:-	:-		s	:-	:-
preach	us	the	gos	-	pel	of	peace,	the	gos	-	pel	of	peace.															

m : - : -	: d : d	l : - : -	, s : - : -	f : - : -	m : - : r	r : - : -	
words,	throughout	all	the	lands	their	glad	tid - -
d : - : -	ta : - : ta	l : - : -	t : - : -	d : - : -	d : - : d	d : - : -	
	through - out	all	the	lands	their	glad	tid - -
m : - : -	: d : d	f : - : -	r : - : -	l : - : -	s : - : l	s : - : -	
words,	throughout	all	the	lands	their	glad	tid - -
d : - : -	: d : d	f : - : -	s : - : -	l : - : -	d : - : f	s : - : -	

- : - : -	d : - : -	: :	: :	: :	: :	: :	: :
-	dings.		^p				
t : - : -	d : - : -	: :	: s	d : - : t	l : - : s	f : - : m	r : - : d
-	dings.		How	love - ly	are	the	mes - sen - gers that
- : - : -	s : - : -	- : - :	: :	: :	: :	: :	: :
-	dings.						
- : - : f	m : - : -	- : - :	: :	: :	: :	: :	: :

: :	: :	: :	: s	s : - : -	f : - : -	- : - : -	
			How	love - ly			
t : d : r	s : s : s	s : - : -	: s	l : - : t	d : - : r	t : - : -	
preach us the	gos - pel of	peace,	How	love - ly	are	the	mes -
: :	: :	: :	: m	l : - : -	- : - : -	s : - : -	
			How	love - - -		ly	
: :	: :	: :	: d	f : - : -	- : - : -	s : - : -	
			How	love - - -		ly	

m : - : r	m : r : d	r : l : t	d : - : -	s : - : -	d : - : -	- : - : f
they	that	preach us the gos - pel of	peace,		they	that
d : - : -	- : - : -	s : - : -	: s	s : f : m f : f : f	m : - : -	l : - : -
sen	- - -	gers	that	preach us the gos - pel of	peace,	that
d : - : l	s : - : -	f : - : f	m : r : d	r : l : t	d : - : -	: : t
they	that	preach,	that	preach us the gos - pel of	peace,	that
l : - : f	s : - : -	- : - : -	- : - : -	- : - : -	- : f : m f : d : r	r : -
they	that	preach			us the gos - pel of	

m : - : -	m : - : r	d : - : -	t : - : d	d : - : -	: :	Four measures
preach	us	the	gos - pel	of	peace.	
se : - : -	l : - : l	s : - : -	f : - : m	m : - : -	: :	
t : - : -	d : - : f	m : - : -	r : - : d	d : - : -	: :	Symphony.
preach	us	the	gos - pel	of	peace.	
m : - : -	- : - : f	s : - : -	s : - : s	d : - : -	: :	
peace,	the	gos - pel	of	peace.		

St. C. (New).

"AWAKE ÆOLIAN LYRE."

KEY D. M. 50. *Largo e sostenuto.*

J. Danby.

{	<i>cres.</i>	f		
	: s	m : - . s d' : -	: - : - - : -	: ^
	A -	wake, a - wake,	Æ - o - lian	lyre, a -
	: t ₁	d : - - : -	: - : - . m s : -	: m m : m r : - - : r
{	: r	m : - - : . d' m' : - - : -	: s s : s	s : - - : s
	A -	wake, a - wake,	Æ - o - lian	lyre, a -
	: s ₁	d : - - : -	: - : - - : -	: d d : d s ₁ : - - : -

Quicker. M. 100.

{	d' : m' r' : t	d' : - - : d' t : - - : ^	f		
	wake, Æ - o - lian	lyre, a -	wake,		
	m : s f : r	m : - - : m	r : - - : :		
	s : d' t : r'	d' : - - : s	s : - - : s	s : f m . f : s . m	
{	wake, Æ - o - lian	lyre, a -	wake,	and	give to rap - ture,
	- : - - : s ₁	d : - - : d	s ₁ : - - : :		
	a -	wake,			
				f	
			: s ₁ : l ₁ . t ₁ d . r : m . d		
			and give to rap - ture,		

{	f	. l : t . d' r' : d' t . d' : t . d' t	mf			mf
	and give to rap - ture	all thy trembling strings;			From	d'
	. d : r . m f : m	r . m : r . m r : r	s . s : s . f m : s	f		
	l : - . s f : s	s . s : s . s s :	From Hel-i - con's harmo - nious	springs,		
{	give to rap - ture	all thy trembling strings;	From Hel-i-con's har - mo - nious			
	f : - . m r : m . d	s ₁ . d : s ₁ . d s ₁ :	: : d	f . f : f . m		
				From Helicon's har -		
				From Helicon's har -		

{	dim.	p	f		
	f' . f' : f' . m' r' : - . d' s : -	- : - - : -	. t d' : m' d' : -		
	Helicon's har - mo - nious springs,	A	thou - sand rills		
	: . d s . f : f . m m . r : . t ₁	d . t ₁ : t ₁ . d d . t ₁ : . r	m : s m : - . m		
{	har - mo - nious springs,	har - mo - nious springs,			
	t : :	: s s . f : f . m m . r : . s	s : s s : - . s		
	springs,	har - mo - nious springs,	A	thou - sand rills	their
	r : - . d t ₁ : - . d d . t ₁ : d . r	m . r : r . d s ₁ : . s ₁	d : d d : - . d		
			mo - nious springs, har - monious, har - mo - nious springs,		

St. Co. (New).

— : — — : d' s	l s : f . m d' :	: f' : m' . r' d' : t	d' : — — :
f . m : f . m f : m	thou - sand rills f . m : r . d l :	their mazy pro - gress . l : s . f m : r	take, m : — — : s ₁
mazy progress take, l s : l s l : d'	d' . m : f . s l :	. d' : d' . l s : s	s : — — : s
mazy progress take, a f . d : f . d f : d	thou - sand rills d : r . m f :	their mazy pro - gress . f : d . f s : s ₁	take, The d : — — :

:	:	:	:	<i>mf</i> m' . d' t	<i>dim</i> : - . r' d' : t . l	<i>p</i> <i>rall.</i> l : se l : —
d . m : - . r r . d : t ₁ . d	r : m f :	Drink life	:	and fragrance	as they flow.	:
laugh - ing flow'rs that	round them blow.	:	:	:	:	:
m : s s : - . l	t : d' r' :	:	:	:	:	:
laugh - ing flow'rs that	round them blow.	:	:	:	:	:
:	:	:	:	d' . l se : - . t l : r	m : - . m l ₁ :	:
:	:	Drink life	:	and fragrance	as they flow.	:

Largo e sostenuto.
f M. 50.

s : - . s s : —	m : f s : l	s : — s : t	l : t d' : - . d'
Now the rich	stream of	Mu - sic	winds a-
m : - . s s : —	s : f m : - . m	m : r d : t ₁	d : r m : fe
d' : - . m' m' : —	m' : r' d' : - . d'	d' : t m' : r'	d' : t l : - . l
Now the rich	stream of	Mu - sic	winds a-
d : - . d d : —	d : r m : fe	s : — s ₁ : —	l : — — : l

t : — — : —	<i>p</i> s : — — : t	d' : — t : —	<i>p</i> t : l — : l
long	Deep, ma - jes - tic,		smooth and
s : — — : —	s ₁ : — — : r	m : — r : —	r : — — : r
r' : — — : —	s : — — : s	s : — s : —	s : fe — : fe
long;	Deep, ma - jes - tic,		smooth and
s : — — : —	s ₁ : — — : s ₁	d : — s ₁ : —	r : — — : r

S *Spiritoso.* M. 152.

t : — — : —	:	:	:	<i>dolce.</i> m' : - . f' m' : r'
strong.	:	:	:	And Ce - res' gold - en
r : — — : —	<i>dolce.</i> :	:	:	s : - . l s : f
s : — — : —	s	s : - . l s : f	f : m	:
strong.	Thro'	ver - dant	vales,	:
s ₁ : — — : —	m	m : - . f m : r	r : d	:

St. Ca (New).

}	<i>cres.</i>	<i>f</i>
	r' : d' : d' : - - : - t : -	d' : t . t d' : d'
	reign. Now, now head - long impet - uous	
	f : m : d : - - : - r : -	m : r . r m : m
}	d' : d' . d' d' . t : l . s l . s : f . m r : -	d' : s . s d' : s
	Now rolling down the steep a - main, head - long impet - uous	
}	d' . t : l . s l . s : f . m f . m : r . d' s ₁ : -	- : - - : -

}	d' : s s : - - : - l . d' : t . l s : - - : -	
	see it pour, - - - - -	
	f : r m : - - . s : f . m f : - - . m : f . r m : -	<i>ff</i> - m : m r : m m
	l : t d' : - - . m' : r' . d' l : f s : - -	see it pour, see it t : d' . d'
}	see it pour, - - - - -	see it pour, see it
	f : s d : - - : - - : - - : - r . t ₁ d : -	m . d s : m . d

}	<i>p</i>	<i>cres.</i>
	- : . s s : - . s l : t a . s l : - - : d' d' : r' m' : t	
	The rocks and nod - ding groves re - bel - low to the	
	r : - . r m : - . m f : m f : l - : f m : r d : r	
}	pour, t : - . t d' : - . d' d' : t a l : d' - : l s : f m : r	
	pour, The rocks and nod - ding groves re - bel - low to the	
}	s ₁ : - . s ₁ d : - . t a ₁ l ₁ : s ₁ f ₁ : - - : f ₁ s ₁ : s ₁ s ₁ : s ₁	

}	<i>f</i>	<i>ff</i>
	d' : - - : - t : - d' : - . r' m' : - d' : - t : - - : t	
	roar, - - - - -	re -
	m : - - : - r : - m : - . f s : - m : - r : - - : s	
}	d . t ₁ : d . r m . r : m . f s . l : s . f m . f : m . r d . t ₁ : d . r m . r : m . f s : - - : r'	
	roar, - - - - -	re -
}	d . t ₁ : d . r m . r : m . f s . l : s . f m . f : m . r d . t ₁ : d . r m . r : m . f s : - - : s	

D.S.

}	d' : - - : d' d' : - t : - d' : d' . t d' : d' . t d' : - -	
	bel - low to the roar, to the roar, to the roar.	
	s : - l : - s : - - : f m : s . , f m : s . , f m : - -	
	bel - low to the m' : - r' : - m' : m' . , r' m' : m' . , r' d' : - -	
}	bel - low to the roar, to the roar, to the roar.	
	d' : - f : - s : - - : s d : s . , s d' : s . , s d : - -	

ADDITIONAL EXERCISES, PART 3.

For style of singing see "Hints on the Tunes."

Words by **WHERE THE GAY DREAMS OF CHILDHOOD?**
George Bennett. (Copyright.)

German Air.
Harmonised by Kücken.

KEY G. Moderato.

<i>p</i>	<i>S</i> ₁ : <i>S</i> ₁ : <i>S</i> ₁ : <i>M</i> : <i>M</i> : - . <i>f</i>	<i>s</i> : <i>r</i> : <i>r</i> : <i>M</i> : <i>f</i> : <i>l</i> : - . <i>s</i>	<i>M</i> : - . : <i>m</i>
1 Where the	gay dreams of	child - hood, With the	love - light of truth? The
<i>S</i> ₁ : <i>S</i> ₁ : <i>S</i> ₁ : <i>d</i> : <i>d</i> : - . <i>d</i>	<i>t</i> ₁ : <i>t</i> ₁ : <i>t</i> ₁ : <i>d</i> : <i>t</i> ₁ : <i>t</i> ₁ : - . <i>t</i> ₁	<i>d</i> : - . : <i>df</i>	
2 Where the	bright dreams of	man-hood, That would	seem not like dreams, But
<i>M</i> : <i>M</i> : <i>M</i> : <i>S</i> : <i>S</i> : - . <i>f</i>	<i>r</i> : <i>s</i> : <i>f</i> : <i>M</i> : <i>r</i> : <i>f</i> : - . <i>f</i>	<i>M</i> : - . : <i>sd</i>	
3 Let us	live for the	re - al, There's no	truth in our dreams, They
<i>d</i> : <i>d</i> : <i>d</i> : - . <i>l</i> ₁	<i>S</i> ₁ : <i>S</i> ₁ : <i>S</i> ₁ : <i>S</i> ₁ : <i>S</i> ₁ : <i>S</i> ₁ : - . <i>S</i> ₁	<i>S</i> ₁ : <i>S</i> ₁ : - . : <i>df</i>	

	<i>mf</i>	<i>dim.</i>	<i>p f. G.</i>	
<i>l</i> : - . <i>s</i> : <i>s</i> : <i>t</i>	<i>r</i> ^l : <i>d</i> ^l : <i>t</i> : <i>l</i>	<i>l</i> : - . <i>s</i> : <i>r</i> : <i>M</i>	<i>d</i> : : <i>ds</i> ₁	<i>S</i> ₁ : <i>r</i> : <i>r</i> : - . <i>M</i>
vi - sion of	beau - ty That	daz - zled our	youth? They	pass'd like the
<i>f</i> : - . <i>f</i> : <i>f</i>	<i>f</i> : <i>M</i> : <i>re</i>	<i>M</i> : - . <i>M</i> : <i>t</i> ₁	<i>d</i> : : <i>ds</i> ₁	<i>S</i> ₁ : <i>t</i> ₁ : <i>t</i> ₁ : - . <i>t</i> ₁
pre - sent and	cer - tain, The	sur - est of	schemes? We	near the temp -
<i>t</i> : - . <i>t</i> : <i>t</i>	<i>t</i> : <i>d</i> ^l : <i>d</i> ^l	<i>d</i> ^l : - . <i>d</i> ^l : <i>f</i> : <i>S</i>	<i>M</i> : : <i>ds</i> ₁	<i>S</i> ₁ : <i>f</i> : <i>f</i> : - . <i>s</i>
melt like the	rain - bow, With	fair - est of	beams, In	youth's morn of
<i>r</i> : - . <i>r</i> : <i>s</i>	<i>s</i> : <i>l</i> : <i>fe</i>	<i>s</i> : - . <i>S</i> ₁ : <i>S</i> ₁	<i>d</i> : : <i>ds</i> ₁	<i>S</i> ₁ : <i>S</i> ₁ : - . <i>S</i> ₁

	<i>p f. C.</i>	<i>poco accel.</i>	<i>D. t. m.</i>
<i>r</i> : <i>d</i> : - . <i>S</i> ₁	<i>S</i> ₁ : <i>f</i> : <i>f</i> : - . <i>s</i>	<i>M</i> : - . : <i>ds</i>	<i>s</i> : <i>l</i> : <i>t</i> : <i>r</i> ^l : <i>d</i> ^l : : <i>ls</i>
cloud - lets	By morn - ing	un - roll'd, All	touch'd with the glo - ries, All
<i>S</i> ₁ : <i>S</i> ₁ : - . <i>S</i> ₁	<i>S</i> ₁ : <i>R</i> : <i>R</i> : - . <i>t</i> ₁	<i>d</i> : - . : <i>ds</i>	<i>s</i> : <i>fe</i> : <i>f</i> : <i>s</i> : <i>s</i> : : <i>ls</i>
ta - tion,	It fades at the	touch, We	grasp at the bub - ble, We
<i>f</i> : <i>M</i> : - . <i>M</i>	<i>r</i> : <i>S</i> : <i>S</i> : - . <i>S</i> : <i>S</i> : - .	<i>Mt</i> : <i>t</i> : <i>d</i> ^l : <i>r</i> ^l	<i>f</i> ^l : <i>M</i> ^l : : <i>ls</i>
bean - ty	In man - hood or	age, The	true and the last - ing, The
<i>d</i> : <i>d</i> : - . <i>d</i>	<i>t</i> ₁ : <i>t</i> ₁ : - . <i>S</i> ₁	<i>d</i> : - . : <i>ds</i>	<i>s</i> : <i>s</i> : <i>s</i> : <i>d</i> : <i>d</i> : : <i>ls</i>

	<i>f. G. p</i>	<i>f</i>	
<i>s</i> : <i>l</i> : <i>t</i>	<i>r</i> ^l : <i>d</i> ^l : : <i>d</i> ^l <i>s</i>	<i>s</i> : <i>l</i> : <i>t</i> : <i>r</i> ^l : <i>d</i> ^l : : <i>s</i> : <i>t</i> : <i>l</i> : - . <i>f</i>	
touch'd with the	glo - ries, All	touch'd with the	glo - ries Of erim - son and
<i>s</i> : <i>fe</i> : <i>f</i>	<i>s</i> : <i>s</i> : : <i>Mt</i> <i>t</i> ₁ : <i>t</i> ₁ : <i>d</i> : <i>r</i>	<i>d</i> : <i>d</i> : : <i>d</i>	<i>t</i> ₁ : <i>t</i> ₁ : - . <i>t</i> ₁
grasp at the	bub - ble, We	grasp at the	bub - ble, It bursts at the
<i>t</i> : <i>d</i> ^l : <i>r</i> ^l	<i>f</i> ^l : <i>M</i> ^l : : <i>d</i> ^l <i>s</i>	<i>s</i> : <i>fe</i> : <i>f</i>	<i>M</i> : <i>M</i> : : <i>M</i> : <i>r</i> : <i>r</i> : - . <i>s</i>
true and the	last - ing, The	true and the	last - ing, Our
<i>s</i> : <i>s</i> : <i>s</i>	<i>d</i> : <i>d</i> : : <i>d</i> ^l <i>s</i>	<i>S</i> ₁ : <i>S</i> ₁ : <i>S</i> ₁	<i>S</i> ₁ : <i>S</i> ₁ : : <i>S</i> ₁ : <i>S</i> ₁ : <i>S</i> ₁ : - . <i>S</i> ₁

LONDON: J. CURWEN & SONS, 8 & 9 WARWICK LANE, E.C. PRICE FOURPENCE.

		<		>		<i>p</i> <i>piu lento.</i>							
m	: -	: m	r	: t	: - l	s	: s ₁	: s ₁	f	: m	: r	d	:
gold,	All		touch'd	with	the	glo - ries	Of	crim - son	and	gold.			
d	: -	: d	d	: t ₁	: - t ₁	d	: s ₁	: s ₁	r	: d	: t ₁	s ₁	:
clutch,	We		grasp	at	the	bub - ble,	It	bursts	at	the	clutch.		
s	: -	: s	fe	: s	: - f	m	: m	: m	s	: s	: f	m	:
gage,	The		true	and	the	last - ing	Our	thoughts	should	en -	gage.		
d	: -	: d	r	: s ₁	: - s ₁	d	: d	: d	t ₁	: d	: s ₁	d	:

THEME SUBLIME OF ENDLESS PRAISE.

KEY B7. M. 60.

Handel.

:	s ₁	: d	t ₁	: r	r . d : d . t ₁	d	:	:	:	:
d ₁	: s ₁	m ₁	: . l ₁	l ₁ . s ₁ : s ₁ . f ₁	m ₁ : r ₁	d ₁ . r ₁ : m ₁ . d ₁	r ₁	:	:	:
Theme sub -	lime	of	end - less	praise, of	end - less	praise,	end - less	praise,	end - less	praise,
:	:	:	:	:	:	s ₁ : d	t ₁ : . r	r . d : d . t ₁	:	:
:	:	:	:	:	:	Theme sub -	lime	of	end - less	praise, of
:	:	:	:	:	d ₁ : s ₁	m ₁ : . l ₁	l ₁ . s ₁ : s ₁ . f ₁	m ₁	: s ₁	:
:	:	:	:	:	Theme sub -	lime	of	end - less	praise, of	:

F. t.

d	: s	m	: . l	l . s : s . f	m	: . s	s . f : f . m	r	: m l t	d ¹	:
Theme sub -	lime	of	end - less	praise, of	end - less,	end - less	praise,	end - less	praise,	end - less	praise,
:	s ₁	: d	t ₁	: . r	r . d : d . t ₁	l ₁	: . d	d . t ₁ : t ₁ m . r	d	: s	:
d	: r	m	: l ₁	m	: t ₁	d	: m	f	: d	s	: r s : d ¹
praise, of	end - less	praise, of	end - less,	end - less,	end - less	praise,	end - less	praise,	end - less	praise,	Theme sub -
l ₁	: t ₁	d	:	:	:	s ₁	: d f	m	: . l	:	:
end - less	praise,	:	:	:	:	Theme sub -	lime	of	:	:	:

:	:	d	: f	m	: . l	l . s : s . f	m	: . s	s . f : f	d ¹	:
:	:	Theme sub -	lime	of	end - less	praise, of	end - less	praise, of	end - less	praise,	:
:	:	s ₁	: d	t ₁	: . r	r . d : d . t ₁	l ₁ . r	: - . d	:	:	:
t	: . r ¹	r ¹ . d ¹ : d ¹ . t	l . s : l . t	d ¹	:	r : s	s	: - . m	d . l ₁ : l	:	:
lime	of	end - less,	end - less	praise,	end - less	praise,	end - less	praise,	end - less	praise,	end - less
l . s : s . f	m	: . s	f . m : r	d	:	s ₁	: t ₁	d	: m ₁	f ₁	: - . f ₁
end - less	praise,	of	end - less	praise,	:	Theme sub -	lime	of	end - less	praise,	end - less

St. Co. (New).

f. B7. M. 69.

f : m	r :- .r	d :-	:	:	:
praise, of	end - less	praise.	:	:	:
t ₁ .l ₁ : s ₁ .d	d : t ₁	d :-	:	:	:
- of	end - less	praise.	:	:	:
r : m .f	s :- .f	m :-	:	:	ds ₁ :- .s ₁
praise, of	end - less	praise.	f	Just	and
s ₁ : d	s ₁ :- .s ₁	d :-	t ₁ d ₁ :- .d ₁	r ₁ .d ₁ : f ₁	- .f ₁ : m ₁
			Just	and	righteous are
					thy ways;

:	:	:	ds ₁ :- .s ₁	l ₁ .s ₁ : d
:	:	:	Just	and
l ₁ .s ₁ : d	- .d : t ₁	l ₁ .t ₁ d : r .d	t ₁ .d,r:d .ta ₁	Just and
righteous are	thy ways,	right -	- - -	l ₁ .m ₁ f ₁ : s ₁ .s ₁
.m ₁ : m ₁ .r ₁ d ₁	r ₁ .m ₁ f ₁ : s ₁	- : f ₁	- : m ₁	eous are thy
Just are thy	ways,	right -	- - - eous	f ₁ .m ₁ r ₁ : m ₁ .d ₁
				are
				thy

- .d : t ₁	:	d :- .d	r .d : f	- .f : m
thy ways;		Just	and	righteous are
m ₁ .r ₁ : s ₁	- .s ₁ : f ₁	- : m ₁ .m ₁	l ₁ .s ₁ : l ₁ .t ₁	d .s ₁ : d
righteous are	thy ways,	are thy	ways,	- - -
s ₁ :	d :- .l	s :- .s	f .m : r	d :-
ways;	Just and	right - eous	are	thy
s ₁ : s ₁ .s ₁	l ₁ .l ₁ : l ₁ .s ₁ f ₁	d :-	:	ways;
ways; Just and	righteous are thy	ways;		

F. t.

r s .l , t : d' .d'	t .d' : d'	t .l : s .l	f :- .f	f .s , f : m .r , d
right - eous	are thy ways,	right - eous	are	thy
- : t ₁ .m	f .m : l ₁ .s ₁ f ₁	s ₁ .l ₁ , t ₁ : d	- : t ₁ .t ₁	d :-
Just and	righteous are thy	ways,	are thy	ways;
:	:	:	:	s ₁ d :- .d
s ₁ d :- .d	r .d : f	- .f : m	r :- .r	Just and
Just and	righteous are	thy ways,	are	thy
				ways;

f. B7.

t ₁ .d : l ₁ .r	s ₁ : —	:	:	:	:
- are thy	ways,				
:	d : - .d	r l ₁ . s ₁ : d	- .d : ta ₁	- : l ₁ . l ₁	s ₁ : - .f ₁ . r ₁
r .d : f	Just and	righteous are	thy ways;	Just and	right - eous
righteous are	- .f : m	. l ₁ m : m . r . d	r . m . f : s . f	m . d : f	- . m : m . r . d
:	thy ways;	Just are thy	ways, -	- and right-	- eous; Just &
	:	:	:	:	f ₁ d ₁ : - .d ₁
					Just and

f. E7.

:	fd : - .d	r l ₁ . s ₁ : d ₁	- .d ₁ : t	d ₁ : - .r ₁	B7. t.
	Just and	righteous are	thy ways,	are thy	m ₁ l ₁ : r . r
f ₁ . m ₁ : r ₁	s ₁ : —	f ₁ d ₁ : - .m ₁	f . m : r	m : - .f	s d : t ₁ . t ₁
are thy	ways;	Just and	right - eous	are thy	ways;
t ₁ .d : t ₁ . l ₁	s ₁ : —	. d s : s . d ₁	l : t	s : - .t	d ₁ f : s . s
righteous are thy	ways;	Just are thy	ways, Just	are thy	ways; Just &
r ₁ . d ₁ : f ₁	- .f ₁ : m ₁	. l ₁ m : m . r . d	r . m . f : s . f	m : m . r	d f ₁ : f . f
righteous are	thy ways;	Just are thy	ways, -	- are thy	ways;

s : - .d	f : - .f	m : —	m : - .m	m : m	m : m	m : —
right - eous are	thy ways,		And thy	mer - cies	still en -	dure,
d : - .d	d : t ₁	d : —	m ₁ : - .se ₁	l ₁ : r . d	t ₁ : l ₁	se ₁ : —
s : - .l	f : - .f	s : —	d : - .r	m : m	r : d	t ₁ : —
right - eous are	thy ways,		And thy	mer - cies	still en -	dure,
m : - .f	r : - .r	d : —	l ₁ : - .t ₁	d : l ₁	se ₁ : l ₁	m ₁ : —

f. E7.

— : —	— : —	m : m	m : —	r l : d ₁	t : l	t : d ₁
		still en -	dure,	And thy	mer - cies	still en -
:	:	:	:	l ₁ m : - .m	m : m	m : m
:	:	:	:	r l : - .l	se : d ₁	t : l
— : —	— : —	still en -	dure,	And thy	mer - cies	still en -
— : —	— : —	m ₁ : m ₁	m ₁ : —	f ₁ d : l ₁	m : l	se : l

F. t. m.

se : —	f e m : l	s : l	f : r	m : —	t : d ₁	t : d ₁
dure,	And thy	mer - cies	still en -	dure,	And thy	mer - cies
m : —	r d : d	m : m	r : l ₁	t ₁ : —	m : m	m : —
t : —	r ₁ d ₁ : d ₁	d ₁ : d ₁	t : l	se : —	still en -	dure,
dure,	And thy	mer - cies	still en -	dure,	And thy	mer - cies
m : —	f e m : f	d : l ₁	r : f	m : —	— : —	— : —

f. B7.

r	: d'	t	: -	l	: - .t	d'	: t .l	l	: se.l	l	: -	:
still	en -	dure,		And	thy	mer -	cies	still	en -	dure,		fd : l,
-	: -	-	: -	m	: - .r	d	: f	m	: - .m	m	: -	Ev - er
se	: l	t	: -	d'	: - .t	l	: r'.d'	t	: - .t	d'	: -	:
still	en -	dure,		And	thy	mer -	cies	still	en -	dure,		:
m	: l	se	: -	l	: f	d	: r	m	: - .m	l	: -	:

s ₁	: f ₁	m ₁ ,r ₁ ,m ₁ ,f ₁ : s ₁	.t ₂	d ₁	.d ₁ ,r ₁ :m ₁ ,f ₁ ,s ₁ ,m ₁	l ₁ ,s ₁ .l ₁ ,t ₁ :d ₁ ,s ₁ .l ₁ ,s ₁	f ₁ ,s ₁ ,m ₁ ,f ₁ :r ₁ ,s ₁ ,f ₁ ,s ₁
faith -	ful,	ev	- er	sure,	Ev	-	-
:	:	:	:	:	:	:	:
:	:	:	:	:	:	:	:

F. t.

d's	: m	r	: d'f	m ₁ ,r ₁ ,m ₁ ,f ₁ : s	.t ₁	d	.d,r:m ₁ ,f ₁ ,s,m ₁	l	.s,l,t:d',s,l,s
Ev	- er	faith	- ful,	ev	- er	sure,	Ev	-	-
m ₁	.d ₁ : s ₁	.d	t ₁ .s ₁ : m ₁ l ₁ .t ₁	d,t ₁ ,d,r:m	s ₁	l ₁	:d m	f	:m .d
- er,	ev - er	faithful,	ev - er,	ev	- er	sure,	ev - er	sure,	Ev - er
:	:	:	:	:	:	:	:	:	:
:	:	:	:	:	:	:	:	:	:

f,s,m,f:r,s,f,s	m .d : m .fe	s,f,e,s,l:t,s,l,t	d' .t,l:s,f,m,r	m : s .m
- er,	ev - er	faith	- er	sure,
r .d : t ₁	.l ₁ ,t ₁	d	: d .r	t ₁ ,l ₁ .t ₁ ,d:r,t ₁ ,d,r
faithful,	ev - er	sure,	Ev - er	faith
:	:	d'	: l	s
:	:	Ev	- er	faith - ful,
:	:	:	:	ev - er
:	:	:	:	sure, Ev

f. B7.

d	: f .r	m t ₁	:	:	:	d	: l	
sure,	ev - er	sure,				Ev	- er	
f	: l ₁ .f ₁	s ₁ r ₁	: t ₁ t ₁	d	.t ₁ ,l ₁ :s ₁ ,f ₁ ,m ₁ ,r ₁	m ₁ ,r ₁ ,m ₁ ,f ₁ :s ₁ ,l ₁ ,t ₁ ,s ₁	d	.l ₁ :d ₁ .f ₁
sure,	ev - er	sure,	Ev - er	faith	- er	-	-	ful, ev - er
l,s,f,m:f,s,l,t	d's .f,m:r	d.t ₁ ,l		s ₁ ,f ₁ ,s ₁ ,l ₁ :t ₁ ,r .s ₁	s	:m	f,m,f,s:l,s,f,s	
- er,	ev - er	faith	- ful,	ev	- er	faith	- er	
f	: r	d s ₁	: f ₁	m ₁ ,r ₁ ,m ₁ ,f ₁ :s ₁	.t ₂	d ₁	.d ₁ ,r ₁ :m ₁ ,f ₁ ,s ₁ ,m ₁	l ₁ ,s ₁ ,f ₁ ,m ₁ :f ₁ ,s ₁ ,l ₁ ,t ₁
Ev	- er	faith	- ful,	ev	- er	sure,	Ev	- er

St. Co. (New).

s	: f	m, r, m, f : s	. t ₁	d	. d, r : m, f, s, m	l, s, f, m : f	. s	m	: —
faith - ful,		ev - - er		sure, ev - - er		- - - er	sure,		
d	: l ₁ . r	d	: t ₁ . t ₁	l ₁	: s ₁ . s ₁	f ₁	: d . s ₁	s ₁	: —
sure,	ev - er	sure,	ev - er	sure,	ev - er	sure,	ev - er	sure,	
m, f, s, m : l	. s	s	: - . m	m	: m . m	d	: d . r	m	: —
- - - ful,		ev - - er		sure,	ev - er	sure,	ev - er	sure,	
d, r, m, d : r	. t ₁	d, t ₁ , d, r : m	. s ₁	l, s ₁ , l ₁ , t ₁ : d	. d ₁	f ₁ , m ₁ , f ₁ , s ₁ : l ₁	. t ₁	d	: —
ev - - er,		ev - - er		faith - - ful,		ev - - er	sure,		

:	:	:	:	:	:	d	: l ₁	s ₁	: f ₁
:	:	:	:	:	d	: l ₁	Ev - er,	ev - er	
:	:	d	: l	s	: f	m	: f	m	: —
d	: d	d	: - . d	d	: d	And thy	mer - cies	still en - dure,	ev - er
And thy	mer - cies	still en -	dure,	still en -	dure,	—	: —	—	: —

m ₁	: —	s	: m	r	: d	s	: m	r	: —
sure,		Ev - er		faith - ful,		ev - er	sure,	ev - er	sure,
d	: —	d	: s ₁	t ₁	: s ₁	t ₁	: d	t ₁	: —
sure,		d	: m	s	: m	r	: d	s	: —
sure,		Ev - er		faith - ful,		ev - er	sure,	ev - er	sure,
—	: —	m ₁	: d ₁	s ₁	: s ₁	s ₁	: —	—	: —
		And thy	mer - cies	still en -	dure,	—	: —	—	: —

s	: m	r	: —	:	:	:	:
ev - er	-	sure,		d	: l ₁	s ₁	: f ₁
t ₁	: d	t ₁	: —	Ev - er	faith - ful,	m . s ₁ : l ₁ . t ₁	m ₁ , r ₁ , m ₁ , f ₁ : s ₁ . t ₁
r	: d	s	: —	f	: d . r	faith - ful,	ev - er
ev - er		sure,		Ev - er	faith - ful,	d	: —
—	: —	—	: —	l ₁	: f ₁	sure,	
				ev - er	sure,		

		f. E♭.		B♭. t.
		: f d'		: m'l
d ₁ .d ₁ r ₁ : m ₁ f ₁ .s ₁ m ₁	Ev - er	faith - ful,	ev - er	d ₁ r ₁ .m ₁ r ₁ : m ₁ l ₁ .f ₁
sure, ev		s .s ₁ l ₁ : t ₁ d ₁ .r ₁ t ₁		
l ₁ .l ₁ t ₁ : d ₁ r ₁ .m ₁ d ₁	f ₁ s ₁ .l ₁ s ₁ : l ₁ m ₁ r ₁ d ₁ r ₁	er, ev		er
sure, ev		t ₁ l ₁ .t ₁ d ₁ : r ₁ d ₁ .t ₁ r ₁		s : s d
	f : r l	s : f		m ₁ r ₁ .d ₁ t ₁ : d ₁ f ₁ s ₁ l ₁ t ₁
	Ev - er	faith - ful,		faith - - -

s : f	m : d	t ₁ : -	s : m	r : d
faith - ful,	ev - er	sure,	And thy	mer - cies
m ₁ : d ₁	d : s ₁	s ₁ : -	s ₁ : d	t ₁ : s ₁
d :	s : m	r : -	t ₁ : d	s : m
sure,	ev - er	sure,	And thy	mer - cies
d .s ₁ : l ₁ .t ₁	d .d ₁ : m ₁ .f ₁	s ₁ : -	s ₁ : s ₁	s ₁ : - .s ₁
- - ful,	ev - er	sure,		

Adagio.

f : m	r : -	f : - .f	f : m	r : - .r	d : -
still en - dure,	t ₁ : -	Ev - er	faith - ful,	ev - er	sure.
t ₁ : d	t ₁ : -	d : - .d	s ₁ : d	d : t ₁	d : -
r : d	s : -	f : - .d	r : s	s : f .m	m : -
still en - dure,		Ev - er	faith - ful,	ev - er	sure.
s ₁ : s ₁	s ₁ : -	l ₁ : - .l ₁	t ₁ : d	s ₁ : - .s ₁	d ₁ : -

THE WOODS.

KEY A. *Andante con moto.* M. 80.

Mendelssohn.

: . s ₁ : s ₁ m ₁ .d	t ₁ : l ₁ .l ₁ : l ₁ f ₁ .r	t ₁ : - .r : f ₁ .l	s : - .m : r ₁ .m
Be - hold the	woods in ver - dure	crest,	The heav'n's a - gain are
: . s ₁ : s ₁ .s ₁	s ₁ : f ₁ .l ₁ : l ₁ .l ₁	s ₁ : - .t ₁ : t ₁ .t ₁	d : - : t ₁
: . m : m .m	m : f ₁ .f : f ₁ .f	f : - .f : r ₁ .f	m : - .s : f ₁ .s
Be - hold the	woods in ver - dure	crest,	The heav'n's a - gain are
: . d : d .d	d : - .d : d ₁ .d	d : - .d : d ₁ .d	d : s ₁ : s ₁

St. Co. (New).

E. t.				<i>cres.</i>	
d	: - , e : m l	l , s : l , s : l , s	s : - : s	f , m : f , f : l , f	
bright :	Re -	turn - ing Spring inspires the	breast,	Re -	turn - ing Spring inspires the
d , s : s , s : s	d , d	r : - : r	s , d : d , d : d , d	d : - : t	
bright :	Return - ing Spring in	-spires	the	breast, Return - ing Spring in	-spires
m , m : m , m : m	l , l	t : - : t	d , s : s , s : s , s	l : - : f	
bright :	Return - ing Spring in	-spires	the	breast, Return - ing Spring in	-spires
d , d : d , d : d	f , f	f : - : f	m , m : m , m : m , m	r : - : r	

d. f. D. L is B.

				<i>dim.</i>	
f s	: fe , r : d l , t	l : t	: m	d l	: - , t : l , s
breast	With hope and	calm	de -	light,	With hope and
d r	: - , f : m , f	m : -	: r	d	: - , r : m , m
l t	: l , se : l , r l	d l	: r l	se	l : - , se : l , d l
breast	With hope and	calm	de -	light,	With hope and
d r	: - , t l : d , r	m : -	: m	l	: - , t l : d , d

A. t.

sd	: m , r : d , t l	d	: - : -	- , t l : f , r : d , t l	d
calm	de -	light,		With hope and calm de -	light.
r s l	: - : s l	s l , s l : l l , s l : l l , s l	f l	: - : -	m l
calm	de -	light, With hope and calm de -	light.		
t m	: - : f	m , m : f , m : f , m	r	: - : s	-
calm	de -	light, With hope and calm de -	light.		
r s l	: - : s l	d , d l : d l , d l : d l , d l	d l	: - : -	-

(: , s l : s l , m d	t l : l l , l l : l l , f r	t l	: - , r : f , l	s	: - , m : r , m
For - sake the	bus - y haunts of	men,	Thou child of	toil	and
(: , s l : s l , s l	s l : f l , l l : l l , l l	s l	: - , t l : t l , t l	d	: - : t
care, roam the	shady	wood - - land	glen, Come, roam the	shady	wood - - land
(m , m : m , m : m	m : f , f : f , f	f	: - , f : r , f	m	: - , s : f , s
For - sake the	bus - y haunts of	men,	Thou child of	toil	and
(: , d : d , d	d : - , d : d , d	d	: - , d : d , d	d	: s l : s l

E. t.				<i>cres.</i>	
d	: - , e : m l	l , s : l , s : l , s	s : - : s	f , m : f , f : l , f	
care,	Come,	roam the shady woodland	glen,	Come,	roam the shady woodland
d , s : s , s : s	d , d	r : - : r	s , d : d , d : d , d	d : - : t	
care, Come, roam the	shady	wood - - land	glen, Come, roam the	shady	wood - - land
(m , m : m , m : m	l , l	t : - : t	d , s : s , s : s , s	l : - : f	
care, Come, roam the	shady	wood - - land	glen, Come, roam the	shady	wood - - land
(d , d : d , d : d	f , f	f : - : f	m , m : m , m : m , m	r : - : r	

St. Co. (New).

d. f. D. L is B.

f	s	: fe,	r ^l : d ^l ,	t	l	: t	: m	d ^l	: -	t	: l	, s
	glen,	And breathe the	balm	- - -	y	air,	And breathe the		air,	And breathe the		
d	r	: -	f : m,	f	m	: -	: r	d	: -	r	: m,	m
l	t	: l	, se : l	, r ^l	d ^l	: r ^l	: se	l	: -	, se : l	, d ^l	
	glen,	And breathe the	balm	- - -	y	air,	And breathe the		air,	And breathe the		
d	r	: -	, t ₁ : d	, r	m	: -	: m	l ₁	: -	, t ₁ : d	, d	

dim.

A. t.

s	d	: m,	r	: d	, t ₁	d	: -	: -	-	, t ₁ : f	, r	: d	, t ₁	d ^h
	balm	- -	y	air,	And breathe the	air,	And breathe the	air,	And breathe the	air,	And breathe the	air,	And breathe the	air,
r	s ₁	: -	: s ₁	s ₁	, s ₁ : l ₁ ,	s ₁ : l ₁ ,	s ₁	f ₁	: -	: -	m ₁			
t	m	: -	: y	air,	And breathe the	air,	And breathe the	air,	And breathe the	air,	And breathe the	air,	And breathe the	air,
	balm	- -	y	air,	And breathe the	air,	And breathe the	air,	And breathe the	air,	And breathe the	air,	And breathe the	air,
r	s ₁	: -	: s ₁	m	, m : f	, m : f	, m	r	: -	: s	-			
d	r	: -	: y	air,	And breathe the	air,	And breathe the	air,	And breathe the	air,	And breathe the	air,	And breathe the	air,
	balm	- -	y	air,	And breathe the	air,	And breathe the	air,	And breathe the	air,	And breathe the	air,	And breathe the	air,
r	s ₁	: -	: s ₁	d	, d ₁ : d ₁ ,	d ₁ : d ₁ ,	d ₁	d ₁	: -	: -	-			

:	:	s ₁ : s ₁ , m	d	t ₁	: l ₁ ,	d ₁ : l ₁ ,	f	r	t ₁	-	, r	: f	, l	s	: -	, m	: r	, m
	Here o-	dours	float,	and zephyrs	play,	On morning's	gold	- -	en									
:	:	s ₁ : s ₁ , s ₁	s ₁	: f ₁ ,	d ₁ : l ₁ ,	d ₁	s ₁	: -	, t ₁ : t ₁	d	: -	: t ₁						
:	:	m : m,	m	: f	, f : f	f	: -	, f : r	, f	m	: -	, s : f	, s					
Here o-	dours	float,	and zephyrs	play,	On morning's	gold	- -	en										
:	:	d : d,	d	: -	, d : d	d	: -	, d : d	d	: -	: s ₁	: s ₁						

p E. t.

d	:	-	, m	l	l	, s : l	, s : l	, s	s	: -	: s	f	, m : f	, f : l	, f		
	beam ;	With	them thy	grievs will	pass a	- way,	With	them thy	grief will	pass a	-	way,	With them thy	grievs will	pass a	-	
d	r	: -	: r	r	: -	: r	s	, d : d	, d : d	d	: -	: t ₁					
beam ;	With them thy	grievs will	pass	a	-	way,	With them thy	grievs will	pass	a	-	way,	With them thy	grievs will	pass	a	-
m	m	: m,	m	: l	l	t	: -	: t	d	, s : s	, s : s	s	, s : s	l	: -	: f	
beam ;	With them thy	grievs will	pass	a	-	way,	With them thy	grievs will	pass	a	-	way,	With them thy	grievs will	pass	a	-
d	r	: -	: f	f	: -	: f	m	, m : m	, m : m	m	: -	: r					

cres.

d. f. D. L is B.

f	s	: fe,	r ^l : d ^l ,	t	l	: t	: m	d ^l	: -	t	: l	, s
	way,	And van - ish	like	u	dream,	And van - ish						
d	r	: -	, f : m,	f	m	: -	: r	d	: -	, r	: m,	m
l	t	: l	, se : l	, r ^l	d ^l	: r ^l	: se	l	: -	, se : l	, d ^l	
	way,	And van - ish	like	a	dream,	And van - ish						
d	r	: -	, t ₁ : d	, r	m	: -	: m	l ₁	: -	, t ₁ : d	, d	

dim.

St. Co. (New).

A. t.									
sd	: m, - , r :	d, - , t,	d	: - . -	- , t, f, - , r :	d, - , t,	d̂		
like		a	dream,		And van - ish like	a	dream.		
rs ₁	: - : s ₁	s ₁ , - , s ₁ :	l ₁ , - , s ₁	l ₁ , - , s ₁	f ₁	: - : -	m ₁		
like		a	dream, And van-ish like	a	dream.				
t _m	: - : f	m, - , m :	f, - , m	f, - , m	r	: - : s	-		
like		a	dream, And van-ish like	a	dream.				
rs ₁	: - : s ₁	d, - , d ₁ :	d ₁ , - , d ₁	d ₁ , - , d ₁	d ₁	: - : -	-		

HOME, O WHERE IS THY BLEST HAVEN.

Words by
George Bennett.

Music by
G. Reichardt.

Arranged for mixed voices* by ALFRED STONE.

KEY C. M. 64. TENOR SOLO.

:	:	:	:	:	:	:	:	:	:	
: m	d ^l : - . t	t . l : l . s	s	: f - : m	re :	re :	m	: m	- : f . m	
Hm.										
: m	m	: - - : m	r	: - d : -	- : l ₁ :	d	:	t ₁ :	-	
: m	d ^l :	- - : l	l	: - - : -	- : d ^l	- : t . l	l	:	l : se	
Hm.										
: m	l	: - - : d	r	: - m : -	f :	f :	m	:	m : -	
l	: - . t d ^l :	r ^l	m ^l	: - . f ^l m ^l . r ^l :	d ^l . t	l	: - . t d ^l . d ^l :	r ^l . r ^l	m ^l	: - - : -
Home, O where is	thy	blest hav-en!	Sever'd	now from	all I	love,				
pp										
m	: - - : -	- : - - : -	- : - - : -	- : - - : -	- : - - : -	- : - - : -	- : - - : -	- : - - : -	- : - - : -	
Hm.										
d	: - - : -	r	: - - : -	d	: - - : -	t ₁	: -	m	: se	
l	: - - : -	se	: - - : -	l	: - - : -	se	: -	t	: m ^l	
Hm.										
m	: - - : -	- : - - : -	- : - - : -	- : - - : -	- : - - : -	- : - - : -	- : - - : -	- : - - : -	- : - - : -	

*May be sung in key A \flat . by A.T.B.B. and Baritone Solo.

St. Co. (New.)

}	f^l : - . m^l r^l . r^l : s^l . f^l m^l : - - : - m^l : - . r^l r^l . r^l : m^l . r^l r^l : d^l - : t	}
	All that with dear life is wove, Far away I toil with spi - - rit	
	$\rho\rho$ t : - - : - d^l : - s : m l : - - : - s : - - : -	
	Hm. s : - - : - s : - m : d r : - - : - m : - f : -	
	r^l : - f^l : r^l m^l : - d^l : s l : - - : - s : d^l r^l : -	
s : - - : - d : - - : - f : - - : - s : - - : -		

}	r^l : - d^l : : : : : : : :	}
	crav - en. m^f t : - d^l : s m^l : - . r^l r^l . d^l : d^l . t t : l - : - s : - . l t . d^l : r^l . m^l	
	f : - m : s m : - - : s f : - - : - - : - - : -	
	Hm. s : - - : : s : - - : d^l d^l : - - : - t : - . d^l r^l . d^l : t	
	$-$: - d : : d : - - : m f : - - : - s : - - : -	

}	: : m^l m^l : - . r^l r^l . d^l : d^l . t t : l : l s : - . l t . d^l : r^l . m^l	}
	In fo - reign lands I am a stran - ger, No lov'd ones here with kindly	
	$\rho\rho$ r^l : d^l : s : - - : - l : - - : - s : - - : -	
	Hm. m : - - : - m : - - : - r : - - : - f : - - : -	
	s : - - : - d^l : - - : - - : - - : - t : - - : -	
Hm. d : - - : - d : - - : - f : - - : - s : - - : -		

}	r^l : d^l : m^l : - . m^l m^l . f^l : m^l . r^l r^l : d^l : d^l : - . t l . l : t . l	}
	greet - ing, Words of welcome are re - peat - ing, Coldness haunts the unknown	
	$-$: - - : s se : - - : - l : - - : - - : - - : -	
	Hm. m : - - : m r : - - : - m : - - : - re : - - : -	
	d^l : - - : d^l t : - - : - d^l : - - : - - : - - : t	
Hm. d : - - : d m : - - : - - : - - : - f : - - : -		

m^1 : - - : -	m^1 : - : :	\bar{t} : - . t d^1 : - . r^1
ran - - -	ger.	Shall I ev - er
se : t - : se	m : \bar{f} , m m : -	m : \bar{m} - : m
Hm.	- : \bar{f} , m m : \bar{f} , m	m : \bar{m} - : m
m : se - : m	t_1 : \bar{d} , t_1 t_1 : r	d : d - : d
t : m^1 - : t	se : l , se se : t	l : l - : l
Hm.	m : - - : -	m : - - : -
m : m - : -	m : - - : -	m : m - : m

m^1 : - . f^1 m^1 , r^1 : d^1 . t	l : - . t d^1 , d^1 : r^1 , r^1	m^1 , f^1 : m^1 - : -	f^1 : - . m^1 r^1 , r^1 : s^1 , f^1
have to cheer me,	One sweetform I lov'dso	well?	Tell me, heav'n, my spirit
- : m - : m	- : m - : m	m : - se : t	t : - - : -
Hm.	d : d - : d	t_1 : - m : se	s : - - : -
r : r - : r	l : l - : l	se : - t : m^1	r^1 : - f^1 : r^1
se : se - : se	- : m - : m	m : - - : -	s : - - : -
Hm.	- : m - : m	- : m - : m	- : m - : m
- : m - : m	- : m - : m	- : m - : m	- : m - : m

m^1 : - - : -	m^1 : - . r^1 r^1 , r^1 : m^1 , r^1	r^1 : d^1 - : t	m^1 , r^1 : - d^1 :
tell,	Point the homethat I may	have her	near me.
d^1 : - s : m	l : - - : -	s : - - : -	t : - d^1 : s
Hm.	r : - - : -	m : - f : -	f : - m : m
- : - m : d	l : - - : -	s : d^1 r^1 : -	s : - - : d^1
m^1 : - d^1 : s	f : - - : -	s : - - : -	s : - d : d^1
Hm.	- : - - : -	- : - - : -	- : - - : -
d : - - : -	- : - - : -	- : - - : -	- : - - : -

: : : :	: : : :	: : : :	: : : :
- : m^1 - . r^1 : d^1 . t	r^1 : d^1 - : t	- : l - : se	pp l : m : d : - -
Hm.	<i>dim.</i>	m : - r : -	d : d : l ₁ : - -
s : - se : -	m : - f : -	m : - r : -	d : d : l ₁ : - -
m^1 : - r^1 : -	d^1 : - r^1 : -	d^1 : - t : -	l : l : m : - -
Hm.	m : - - : -	m : - - : -	l ₁ : - - : -
d^1 : - m : -	l : - r : -	m : - - : -	l ₁ : - - : -

KEY D.

THE STOUT-LIMB'D OAK.

J. Danby.

: s	s : l' s' : - .s	d'.t : l.s f : -	- : - .f m.m : s.s	d' : - .r' t : -
The	stout - limb'd oak	that long has borne	Th' unnumber'd shocks of	win - try skies,
: m	m : f m : - .m	l.s : f.m r : -	- : - .r d.d : r.r	m : fe s : -
: d'	d' : d' d' : -	- : - .m' f'.m' : r'.d'	t : - .s s.s : s.s	s : l s : -
The	stout - limb'd oak	that long has borne	Th' unnumber'd shocks of	win - try skies,
: d	d : f d : -	- : - .d r.d : t'.l	s' : - .s' d.d : t'.t	l' : r s' : -

A. t.				
d'	: d'.d' d'.t, l : t .s	d'	: m' l : - .r'	t'm : m r : - .r
Lift - ing its head with	dauntless	scorn,	The wind's tu -	mul - tuous rage de -
:	:	:	:	sd : d .d d .t, l, : t, s, i
:	r' : r' .r'	m' : d'	f' : r'	Lift - ing its head with
:	Lift - ing its	head with	daunt - less	scorn, The wind's tu -
:	:	:	:	:

f. D.				
d	: - .d d : f	f : m	r .m, f : s .f	m' : - .r' : r' .r'
fies,	The wind's tu -	mul - tuous	rage de -	fies, The winds tu -
d	: m l, : - .r	t, : d	d : t,	d's : - .t : t .t
scorn,	The wind's tu -	mul - tuous	rage de -	fies,
m	: d f : r	s : -	- : -	:
mul - tuous	rage de -	fies,	:	Lift - ing its head with
:	:	:	:	s : s .s s, f, s, l : s, f, m, r

A. t.				
m'	: m' f' : r'	d'	: - - :	r's : s .s s, f, s, l : s, f, m, r
mul - tuous	rage de -	fies,	:	Lift - ing its head with
d'	: s f : - .f	s : -	:	t'm : m .m m, r, m, f : m, r, d, t,
fd'	: d'.d' d'.t, l : t .s	d'	: m' l : - .r'	t'm : d s' : - .s'
Lift - ing its head with	dauntless	scorn,	The wind's tu -	mul - tuous rage de -
d	: r : r .r	m : d	f : r	sd : - :
scorn,	Lift - ing its	head with	daunt - less	scorn,

m	: - .m f : - .f	m : -	f : -	f : m r : - .r
scorn,	The wind's tu -	mul - tuous	:	rage de -
d	: - .d r : - .r	d : -	- : r	r : d - : t,
d	: - :	.s	l : - .f	s : s s : - .s
fies,	:	The	wind's tu -	mul - tuous rage de -
d	: d .d d .t, l, : t, s, i	d : m	l, : - .r	t, : d s' : - .s'
Lift - ing its head with	dauntless	scorn,	:	:

St. Co. (New).

1st time.	D.C.	2nd time.	S	<i>tr</i>
m ^t : — —		m ^t : —	m ^l .r ^l :d ^l .t	l : s f : - .f m : - .d ^l t .d ^l :r ^l .d ^l
fies		fies.	And should it	fall, and should it fall, its buoyant, buoyant
m ^t : — —		m ^t : —	m ^l .r ^l :d ^l .t	l : s f : - .f m : - .l se.l : t .l
sr ^l : — —		sr ^l : —	m ^l .r ^l :d ^l .t	l : s f : - .f m : — — : —
fies.		fies.	And should it	fall, and should it fall,
ds : — —		ds : —	m.r:d.t _l	l _l : s _l f _l : - .f _l m _l : — — : —

t : t	d ^l .t : d ^l .m ^l	m ^l .r ^l .d ^l :r ^l	- .d ^l .t:d ^l .r ^l	d ^l .t : l .se l : - .
course, its	buoyant course It	guides a - long	the	roll - ing waves,
se : se	l .se : l .se	l : - .l	se.m : - .f	m.r : d .t _l d : - .
— :	:	:	:	: .d ^l
— : m	l .m : l .m	f : - .f	f .se : l .r	m : - .m l _l : - .l _l
its	buoyant course It	guides	a - long	the roll - ing waves,

:	: .d ^l	r ^l .m ^l :f ^l .m ^l r ^l .d ^l :t.l	s : : .s	l .t:d ^l .t l .s : f .m
:	the	roll - ing	waves,	the roll - ing
:	: .s	t .d ^l :r ^l .d ^l t.l:s.f	m : : .m	f .s : l .s f .m : r .d
l .t:d ^l .t l .s : f .m	r : : .r	m .f : s .f m .r : d .t _l	l _l : - .l l : l	
roll - ing	waves,	the roll - ing	waves,	the roll - ing
f .s : l .s f .m : r .d	t _l : : .t _l	d .r : m .r d .t _l : l _l ,s _l	f _l : - .f _l f _l : f _l	

<i>tr</i>				
m : — r : —		d ^l : d ^l „d ^l d ^l : f ^l		m ^l : d ^l d ^l : f ^l
waves,		And though assail'd with		e - qual force The
d : — t _l : —		d : d „d m : f		s : f d : r
s : — — : —		m : l „l s : t		d ^l : l s : t
waves,		And though assail'd with		e - equal force The
s _l : — — : —		d : f „f m : r		d : f m : r

			s. d. f. F.
m ^l : — r ^l : r ^l		d ^l : - .t, l t : t	d ^l .l .s : f .m f, m, r, d: r, d, t, l _l
roar - ing tem - pest		still it braves, The	roar - ing tempest still it
m .s : — .d ^l t : s		s : fe s : t	d ^l .l .s : f .m f, m, r, d: r, d, t, l _l
d ^l : — .d ^l s : t		l : - .r ^l r ^l : r ^l	d ^l .l .s : f .m f, m, r, d: r, d, t, l _l
roar - ing tem - pest		still it braves, The	roar - ing tempest still it
d, t _l , d, r: m, r, m, f s : s		d : r : s : s	d ^l .l .s : f .m f, m, r, d: r, d, t, l _l

D. t. m. l.								tr	D.S.	
} m _s :— — : r'	— : r'	m' : m' m' : r'	d' :— t :—	d' :—	braves,		The		d' :—	
					roar - ing	tem - pest	still	it		braves.
} s _e , t _i :— — : t	— : t	d' : d' d' : l	s :— — : s	s :—	braves,		The		s :—	
					roar - ing	tem - pest	still	it		braves.
} t _r :— — : r'	— : r'	d' : m' s' : f'	m' :— r' :—	m' :—	braves,		The		m' :—	
					roar - ing	tem - pest	still	it		braves.
} m _i , s _i :— — : s	— : s	d' : l m : f	s :— — : s _i	d :—	braves,		The		d :—	
					roar - ing	tem - pest	still	it		braves.

Words by
J. S. Stallybrass.

MORNING PRAYER.

Music by
Mendelssohn.

KEY C. *Adagio*. M. 69.

<i>f</i>				<i>p</i>		<i>pp</i>	
} : s m' : -m' r' : d'	f' : -f' m' : r'	s : l, f f : m	f : f m : -m	sol - emn calm, a		si - lence ho - ly,	
				Now lies on all things	far and nigh; The		
} : m s : -s f : m	l : -l s : s	s : l, f f : m	m : r, d t _i : -r	s		m	
				Now lies on all things	far and nigh; The		
} : d m' : -m' t : d'	d' : -d' d' : t	s : l, f f : m	l : t, l se : -se	A		sol - emn calm, a	
				Now lies on all things	far and nigh; The		
} : d d' : -d' s : l	r : -r s : s	s : l, f f : m	r : r m : -m	A		sol - emn calm, a	
				Now lies on all things	far and nigh; The		

<i>cres.</i>				<i>sf</i>		<i>dim.</i>	
} l : l l : se	d' : d' d' : t, l	r' : -t s : l	s : -s s : -	woods a - lone are		bend - ing low - ly, To	
				greet their Ma - ker	pass - ing by,		
} d, r : m, f m : -r	d, m : l, s fe : fe, l	s : f m : ma	r : f m : -	d, r : m, f m : -r		d, m : l, s fe : fe, l	
				greet their Ma - ker	pass - ing by, To		
} l, t : d', r d' : -t	l, t : d', m' l : r', fe	s : -s s : d'	d' : t d' : -m'	l, t : d', r d' : -t		l, t : d', m' l : r', fe	
				greet their Ma - ker	pass - ing by, To		
} l _i : l _i m : -m	l, s : fe, m r : r, d	t _i : -t _i d : {fe, s : s}	d : -d'	l _i : l _i m : -m		l, s : fe, m r : r, d	
				greet their Ma - ker	pass - ing by, To		

		<i>f</i>		<i>p</i>		<i>f</i>	
} : : :	: d' d' : t, l	s : -s s : s	s :— —	To greet their		Ma - ker pass - ing	
				by.	I		
} : f f : m, r	d : ta l : ma	r : -m f : f	m :— —	To greet their		Ma - ker pass - ing	
				by.	I		
} m' : r', d t : -s	s' : f', m' f' : d'	d' : -d' d' : t	d' :— —	To greet their		Ma - ker pass - ing	
				by.	I		
} greet their Ma - ker	pass - ing by, their	Ma - ker pass - ing	by.	greet their Ma - ker		pass - ing by, their	
				by.	I		
} d' : t, l s : -f	m : r, d f : fe	s : -s s : s	d :— —	greet their Ma - ker		pass - ing by, their	
				by.	I		

St. Co. (New).

{	m' : -.m' r' : d'	f' : -.f' m' : r'	^p s : l.,f f : m	^{pp} f : f m : -.m
	feel my be - ing	new - cre-a - ted,	Where is the care, the	tor - ment gone? The
{	s : -.s f : m	l : -.l s : s	s : l.,f f : m	m : r.,d t ₁ : -.r
	m' : -.m' t : d'	d' : -.d' d' : t	s : l.,f f : m	l : t.,l se : -.se
{	feel my be - ing	new - cre-a - ted,	Where is the care, the	tor - ment gone? The
	d' : -.d' s : l	r : -.r s : s	s : l.,f f : m	r : r m : -.m

{	<i>cres.</i> l : l l : se	d' : d' d' : t.l	<i>sf</i> r' : -.t s : l	<i>dim.</i> s : -.s s : -
	fears that late - ly	o - ver - weighted,Re	-tire a - bash'd be -	fore the Dawn,
{	d.r : m.f m : -.r	d.m : l.s fe : fe.l	s : f m : ma	r : f m : -
	l.t : d'.r' d' : -.t	l.t : d'.m' l : r'.fe	s : -.s s : d'	d' : t d' : -.m
{	fears that late - ly	o - ver - weighted,Re	-tire a - bash'd be -	fore the Dawn, Re
	l ₁ : l ₁ m : -.m	l.s : fe.m r : r.d	t ₁ : -.t ₁ d : {fe s ₁ : s ₁ }	d : -.d'

{	- : :	: .d' d' : t.,l	^p s : -.s s : s	^f s : - -
	^f .f f : m.,r	Re-tire a -	bash'd be-fore the	Dawn. The
{	m' : r',d' t : -.s'	s' : f',m' f' : d'	d' : -.d' d' : t	d' : - - s
	tire a - bash'd be -	fore the Dawn,a -	bash'd be-fore the	Dawn. The
{	d' : t.,l s : -.f	m : r.,d f : fe	s : -. {s s : s } s ₁ : s ₁ : s ₁ }	d : - - d

{	m' : -.m' r' : d'	f' : -.f' m' : r'	^p s : l.,f f : m	^{pp} f : f m : -.m
	world, with all its	joy and sor - row,	Is but a bridge o'er	time's deep flood, That
{	s : -.s t : d'	l : -.l s : s	s : d.,t d : d.m	m : r de : -.de
	d' : -.d' f' : m'	f' : -.f' d' : t	d' : d',s s : s	l : l l : -.l
{	world, with all its	joy and sor - row,	Is but a bridge o'er	time's deep flood, That
	d : m s : l	r : -.r s : -.f	m : f.,r r : d	f ₁ : f ₁ ,s ₁ l ₁ : -.s

{	<i>cres.</i> l : l l : se	d' : d' d' : t.l	<i>sf</i> r' : f' m' : -.r'	<i>cres.</i> d' : r'.t s' : -
	I, a cheer - ful	pil - grim, bor - row,To	bear me to my	home and God.
{	de.r : m.f m : -.r	d.m : l.s fe : fe.fe	s : -.s s : l	s : -.s s : - ^f
	l : l.r' t : -.t	l.t : d'.m' l : r'.r'	r' : -.r' m' : d'.r'	m' : t.r' d' : -.m'
{	I, a cheer - ful	pil - grim, bor - row,To	bear me to my	home and God. To
	f : m.r m : -.m	l.s : fe.m r : r.d	t : -.t d' : f	s : f m : -.d'

{ — : : — : .f f : m .,r m' : r' .,d' t' : .s' bear me to my d' : t .,l s : .f	{ : .d' d' : t .,l To bear me s' : f' .,m' f' : d' home and God, my m : r .,d f : fe	{ s : .s s : s to my home and d' : .d' d' : t home, my home and s : .s s : s s : .s s : s	{ s : — — God. God. God. God.	{ s : — — God. God. God. God.
---	---	---	--	--

YE SPOTTED SNAKES.

KEY A. *Andante*. M. 96.

R. J. S. Stevens.

{ d : t .,d s ₁ : s ₁ , s ₁ m : r .d Ye spotted d ₁ : r ₁ , m ₁ f ₁ : m ₁ r ₁ : s ₁	{ l .,t ₁ : d f ₁ : s ₁ l ₁ : s ₁ d : d d : t ₁ snakes with dou- ble tongue,	{ r : m m : — m s ₁ : — s ₁ : s ₁ d : — d : d Thor - ny tongue,	{ m .,r : d .,t ₁ t ₁ : l ₁ s ₁ : l ₁ , s ₁ s ₁ : fe ₁ r : m r : — d hedge - hogs be not seen;	{ s ₁ : : s ₁ : p : t ₁ : s — : f Newts and p s ₁ : l ₁ : — r
---	---	---	---	--

{ : : : d — : ta ₁ f : m f : r Newts and blind worms, newts and t ₁ : d r : — .s ₁	{ : r — : d f ta ₁ : l ₁ ta ₁ : l ₁ r s : f s : m l blind worms, newts and m ₁ : f ₁ m ₁ : l ₁ r	{ f : m s : s r : d f : m t : d' r' : d' s : l t : d'	{ s : — l : — l m : r f : — d d' : t d' : — d' wrong; Come not s : — f : — f	{ : — l : — l f : — d : — d' : — f
---	---	---	---	--

{ s .,m : r .d f : m d : d t ₁ : d s : s s : s near our fai - ry queen, m : m r : d	{ m : r d : t ₁ s : — queen, s ₁ : —	{ s : r r : r s : — .s Come not t ₁ : — .t ₁	{ m .,fe : s s : fe d : r d : r s : s l : l near our fai - ry d : t ₁ l ₁ : r
--	---	---	--

St. Co. (New).

{	s :— : : . : : : :	queen, <i>Con espr. p</i>	l ₁ .t ₁ :d r :m.f	f :m : : :	d.t ₁ :d.l ₁
	d : t ₁ s ₁ :— .s ₁	Phi - lo-	mel with mel - lo -	dy,	Sing in
	s :— : : : : : : :	queen,	Sing in	r : s — : fe	your sweet
	s ₁ :— : : : : : : :	Sing	in	your	your

{	: <i>p</i> f.m:f.r	m.fe:s s :fe	s :— <i>cres.</i> f.m:f.r	m.f:s.l m :r
	t ₁ :d — :t ₁	your sweet lul - la -	by, sing in	your sweet lul - la -
	your sweet	lul - la - by, sing,	sing in your,	d :— .d d :t ₁
	s.f:m r :s	— :— <i>cres.</i> d'.t:d'.l	t :d' — :t	d' :m.l s :— .f
lul - la - by, sing,	sing in	your sweet	lul - la, lul - la-	
s ₁ :— — :—	d :t ₁ l ₁ :—	s ₁ :— r :—	d.r:m.f s :s ₁	
sweet	lul - la - by,	sing in	your sweet lul - la -	

{	<i>p</i> d :m.m f.f:r.r	<i>pp</i> s :d.d r.r:t ₁ .t ₁	d : ^	<i>mf</i> s :f.m l :t.d' r :m.f
	by, lul-la, lul-la, lul-la-	by, lul-la, lul-la, lul-la-	by.	Nev - er harm, nor spell, nor
	d : s ₁ .s ₁ l ₁ .l ₁ :t ₁ .t ₁	d : <i>pp</i> :s ₁ .s ₁	s ₁ :	d :r.m f :d d :t ₁
	m : <i>p</i> :s.s	s :m.m f.f:r.r	m :	s.l:t.d' d' :t.l s :s
by, lulla-	by, lul-la, lul-la, lul-la-	by.	Nev - er harm, nor spell, nor	
d : :s.s	m : <i>pp</i> :s ₁ .s ₁	d :	m :r.d f :f s :s	

{	f :m s :f.m	l :— .s f.m:r.d	r :—	<i>un poco cres.</i> s :f.m l :—	<i>dim.</i> r :s
	charm, Come our	love - ly la - dy	nigh,	So good	night, so good
	d :— d :r.m	f :d t ₁ .d:s ₁ .l ₁	d :t ₁	d :d d :—	d :t ₁
	l :— m.s:t.d'	d' :— .s s :— .fe	s :—	m :f.s	f :— s :s
charm, Come our	love - ly la - dy	nigh;	So good	night, so good	
l ₁ :— m :r.d	f :— .m r.d:t ₁ .l ₁	s ₁ :—	m :r.d	f :— s :s	

f	: m	d' : d'	d' : - .m .f .r : d .t	d	: m .m f .f : r .r	s	: d .d r .r : t .t
night,	so good	night, with lulla, lulla-	by, lul-la, lul-la, lul-la-	by,	lul-la, lul-la, lul-la-	by,	lul-la, lul-la, lul-la-
d	: -	d . : d .	d : - .d d .r : s ₁	s ₁	: s ₁ .s ₁ l ₁ .l ₁ : t ₁ .t ₁	d	: : : s ₁ .s ₁
l	: -	s . : l .	s : - .s l .f : m .r	m	: : : s .s	s	: m .m f .f : r .r
night,	so good	night, with lulla, lulla-	by, lul-la, lul-la, lul-la-	by,	lul-la, lul-la, lul-la-	by,	lul-la, lul-la, lul-la-
l ₁	: -	m . : f .	m : - .d f : s	d	: : : s .s	m	: : : s ₁ .s ₁
			with lul - la -	by,			

f. A. D.C. S	:	:	:	:	f. D. mf	s .f : s .m f .m : r .s
s ₁ r ₁	: -	r ₁ : m ₁ .f ₁	s ₁ : m ₁ f ₁ : r ₁	m ₁ : -	m ₁ t ₁ : d .r	m .r : m .d r .d : t ₁ .r
by.	mf	Weav-ing	spi - ders come not	here,	d s : - .f	m : l r : s
s ₁ r ₁	: -	r ₁ : m ₁ .f ₁	s ₁ : m ₁ f ₁ : r ₁	m ₁ : -	m ₁ t ₁ : d .r	m .r : m .d r .d : t ₁ .r
m t ₁	: -	t ₁ : d .r	d : - .d d : t ₁	d	: -	d s : - .f
by.	mf	Weav-ing	spi - ders come not	here,	Weav-ing	spi - ders come not
d s ₁	: -	s ₁ : - .f ₁	m ₁ .r ₁ : m ₁ .d ₁ r ₁ : s ₁	d	: -	: : : f ₁

f	: m	t :	d' : - .t l : s	l	: s	s : f
here,	Hence,	hence, ye long-legg'd	spin - ners, ye long-legg'd	spin - ners,	ye	long-legg'd spin - ners
r	: d	f :	m : - .m d : d	d	: d	d : - .d
d	: -	r' :	d' : - .s l : d'	d'	: d'	: m
here,	Hence,	hence, ye long-legg'd	spin - ners, ye long-legg'd	spin - ners,	ye	long-legg'd spin - ners
:	(d _s :	d : - .d f : m	f : m	: d	f : r	s : s ₁

d. f. C. L is A.					cres.	f
m	: -	s ₁ l : l	t : t	d' : r'	m'	: -
hence!	Bee-fles	black ap - proach not	near;	Worm and	snail	do
d	: -	m m : l	l : se	l : l	m	: -
s	: -	t a d' : d'	t : m'	m' : r'	s	: -
hence!	Bee-fles	black ap - proach not	near;	Worm and	snail	do
d	: -	s ₁ l : l	m : m	l : f	m	: -

					cres.	f
l	: -	- : l	l : se	t : t	d'	: -
no	of -	fence, worm and	snail	do	no	of -
m	: -	m : -	m : -	m : se	l	: -
d'	: -	d' : -	t : -	se : m'	m'	: -
no	of -	fence, worm and	snail	do	no	of -
l	: -	- : l	m : -	m : m	l ₁ : t ₁	d : r

A. t.m.l. *Con espressione.*

l d :—	ρ s ₁ :— .s ₁	l ₁ .t ₁ : d	r : m .f	f : m	:	:	:
fence.	Phi - lo-	mel with mel - o -	dy,				
d _m :—	:	:	:	:	:	:	ρ d .t ₁ : d .l ₁
							Sing in
l d :—	:	:	:	:	ρ m .r : m .d	r : s	— : fe
fence.					Sing in	your sweet	
l ₁ d ₁ :—	:	:	:	:	ρ : d	— : t ₁ l ₁ :—	
					Sing	in your	

	ρ f .m : f .r	m .fe : s	s : fe	s :—	f .m : f .r	f .m : r .d d : t ₁
	Sing in	your sweet lul - la -	by,	sing in	your sweet lul - la -	
t ₁ : d	— : t ₁	d : r d .t ₁ : d .l ₁	t ₁ : d	— : t ₁	d : l ₁ s ₁ :— .f ₁	
your sweet		lul - la - by, in	your sweet		lul - la, lul - la -	
s .f : m	r : s	— :— m : r	f .r : m .d r :— .s	l .s : f .m m : r		
lul - la - by, sing,		sing in	your sweet lul - la -	by, sweet lul - la -		
s ₁ :— — :—	d : t ₁ l ₁ :—	s ₁ :— — : s ₁	d : f ₁ s ₁ : s ₁			
sweet	lul - la - by,	sing	in your sweet lul - la -			

d : s ₁ .s ₁ l ₁ .l ₁ : t ₁ .t ₁	d : s ₁ .s ₁ l ₁ .l ₁ : t ₁ .t ₁	d :— d : r .m	r : r	s :— .f
by, lul-la, lul-la, lul-la	by, lul-la, lul-la, lul-la	Nev - er	harm, nor	spell, nor
m ₁ : m ₁ .m ₁ f ₁ .f ₁ : s ₁ .s ₁	m ₁ : m ₁ .m ₁ f ₁ .f ₁ : s ₁ .s ₁	s ₁ : s ₁	l ₁ : l ₁	t ₁ : t ₁
by,				
d :	ρ r .r	d :	ρ r .r	d :— m : r .d
by,	lulla - by,	lulla - by,	Nev - er	harm, nor
d ₁ :	: s ₁ .s ₁	d ₁ :	: s ₁ .s ₁	d ₁ :— d : d
				d : d t ₁ : s ₁

f : m	d : d	d : r .m	f : m	m : r	s : f .m	l :—	r : s	f : m
charm, Come our	love - ly la - dy	nigh; So good	night, so good	night,	so good	night,		
d :—	s ₁ : l ₁	s ₁ : t ₁ .d	r : d	d : t ₁	d : d	d :—	s ₁ : t ₁	d :—
l :—	m : f	m : s	s : s	s :—	s : s	f :—	s : r	d :—
charm, Come our	love - ly la - dy	nigh; So good	night, so good	night,	so good	night,		
l ₁ :—	d : d	d .m : r .d	t ₁ : d	s ₁ :—	m : r .d	f :—	t ₁ : s ₁	l ₁ :—

s . : l .	s :— .m	f .r : d .t ₁	d : s ₁ .s ₁ l ₁ .l ₁ : t ₁ .t ₁	d : s ₁ .s ₁ l ₁ .l ₁ : t ₁ .t ₁	d :—
so good	night, with lulla, lulla -	by,	lul-la, lul-la, lul-la -	by,	lul-la, lul-la, lul-la -
d . : d .	d :— .s ₁ l ₁ : s ₁	s ₁ : m ₁ .m ₁ f ₁ .f ₁ : s ₁ .s ₁	m ₁ : m ₁ .m ₁ f ₁ .f ₁ : s ₁ .s ₁	m ₁ : m ₁ .m ₁ f ₁ .f ₁ : s ₁ .s ₁	m ₁ :—
	lul - la - by,				
s . : f .	s :— .d	d .f : m .r	m : : r .r	d : : r .r	d :—
so good	night, with lulla, lulla -	by,	lulla - by,	lulla - by,	lulla - by.
m . : f .	m :— .d	f ₁ : s ₁	d : : s ₁ .s ₁	d ₁ : : s ₁ .s ₁	d ₁ :—
	lul - la - by,				

O SAVIOUR OF THE WORLD.

KEY A. *Andantino.* M. 60.

(COPYRIGHT.)

John Goss.

}	<i>mp</i> >	: —	r : d	t ₁ : l ₁	s ₁ : —	s ^{>} : —	f : m	r : d	
	O		Sa - viour of	the	world,	O	Sa - viour of	the	
	:	s ₁ : —	f ₁ : f ₁	f ₁ : f ₁	m ₁ : —	d : —	. t ₁	l ₁ : l ₁	l ₁ : l ₁
	:	s ₁ : —	s ₁ : s ₁	s ₁ : l ₁ , t ₁	d : —	d : —		d : s	f : m
	O		Sa - viour of	the	world,	O	Sa - viour of	the	
:	d ₁ : —	r ₁ : r ₁	r ₁ : r ₁	: r ₁	m ₁ : —	m ₁ : —	f ₁ : f ₁	f ₁ : f ₁	

}	t ₁ : —	d : d . d	m : —	. d	d : d	m : —	r : l ₁	
	world,	Who	by thy	Cross	and pre -	cious	Blood	
	s ₁ : —	m ₁ : m ₁ , m ₁	se ₁ : —	. se ₁ se ₁ : se ₁	l ₁ : —	l ₁ : l ₁	l ₁ : l ₁	l ₁ : l ₁
	r : —	d : d . d	d : —	. d	d : d	d : —	f : f	f : f
	world,	Who	by thy	Cross	and pre -	cious	Blood	
s ₁ : —	l ₁ : l ₁ , l ₁	m ₁ : —	. m ₁ m ₁ : m ₁	f ₁ : —	f ₁ : f ₁	f ₁ : f ₁	f ₁ : f ₁	

}	d : —	— : t ₁	d : —	m : m, m	l : —	m :	:	m : m, m
	deem - - ed	us,	Save us and	help	us,	Save us and	help	us,
	s ₁ : —	f ₁ : —	m ₁ : —	:	:	l ₁ : l ₁ , l ₁	d : —	t ₁ :
	m : —	r : —	d : —	:	:	d : d . d	m : —	r :
	deem - ed	us,	Save us and	help	us,	Save us and	help	us,
s ₁ : —	s ₁ : —	d ₁ : —	:	:	l ₁ : l ₁ , l ₁	se ₁ : —	se ₁ :	

}	l : —	m :	:	s : —	f : m	r : d	t ₁ : —	s ^{>} : —
	help	us, <i>cres.</i>	:	O	Sa - viour of	the	world,	O
	:	l ₁ : l ₁ , l ₁	d : —	ta ₁ : ta ₁	l ₁ : s ₁	f ₁ : m ₁	r ₁ : —	t ₁ : —
	:	Save us and	help	us, O	f :	l ^{>} : —	s : f	m : r
	Save us and	help	us,	O	Sa - viour of	the	Sa - viour of	the
:	l ₁ : l ₁ , l ₁	s ₁ : —	d : —	f ₁ : —	— : —	s ₁ : —	— : —	s ₁ : —
	Save us and	help	us,	help	us,	O	us,	O

s. d. f. G♯. L is E♭.

E♭. t.				<i>mf</i>		<i>cres.</i>	
d f : m	r : d	t ₁ : —	t s e : —	l : l	l : l . l	l : — . l	l : l
Sa - viour of	the	world,	O	Sa - viour,	Who by thy	Cross	and pre - cious
m ₁ l ₁ : l ₁	l ₁ : l ₁	s ₁ : —	r t ₁ : —	d : l ₁	l ₁ : l ₁ . l ₁	d : — . l ₁	l ₁ : l ₁
d f : s	f : m	r : —	s m : —	m : m	m : m . m	f : — . f	f : f
world, of	the	world,	O	Sa - viour,	Who by thy	Cross	and pre - cious
l ₁ r : r	f ₁ : f ₁	s ₁ : —	f r : —	d : d	d : d . d	r : — . r	r : r
Sa - viour							

E♭. t. m. l.

<i>f</i>		<i>dim.</i>				<i>p</i>	
l d' : —	t : l	l : — . s	s :	f : —	m : m	l : —	r : r
Blood	hast re -	deem - ed	us,	Save	us	and	help us, we
d ma : —	ma : ma	r : — . r	r :	r : —	d : d	d : —	d : d
fel : —	t : d'	d' : — . t	t :	se : —	l : l	r : —	r : r
Blood	hast re -	deem - ed	us,	Save	us	and	help us, we
re fe : —	fe : fe	s : — . s	s :	:	:	f ₁ : —	f ₁ : f ₁

f. A♭.

s : f . m		m : r . d	d s ₁ : —	:	s	s : m . d	t ₁ : l ₁ . s ₁
hum - bly	be - seech	thee, O	Lord,		we	hum - bly	be - seech thee, O
d : d . d	t ₁ : t ₁ . d	d s ₁ : —		f ₁ : —		m ₁ : d . l ₁	s ₁ : fe ₁ . s ₁
m : l . s	f : f . f	m t ₁ : s ₁		s ₁ : s ₁ . s ₁		s ₁ : s ₁ . m	r : d . t ₁
hum - bly	be - seech	thee, O	Lord, we		hum - bly	be - seech	Thee, be - seech thee, O
s ₁ : s ₁ . s ₁	s ₁ : s ₁ . s ₁	l ₁ m ₁ : —		t ₂ : —		d ₁ : d ₁ . d ₁	r ₁ : r ₁ . r ₁
					we	hum - bly	be - seech thee, O

s ₁ : —		:	:	:	:	<i>p</i>	r : d	t ₁ : l ₁
Lord,						O	Sa - viour of	the
s ₁ : —	:	:	:	:	s ₁ : —	f ₁ : m ₁	r ₁ : t ₂	
t ₁ : —	:	:	:	:	:	:	<i>p</i> f ₁ : —	
Lord,						O		
s ₁ : —	s ₁ : —	f ₁ : m ₁	r ₁ : d ₁	t ₂ : —	d ₁ : —	r ₁ : —	— : —	
Lord,	O	Sa - viour of	the	world,	O	save		

		<i>cres.</i>				<i>sf</i>		<i>cres - cen-</i>	
s_1 : — s : —	f : m r : d	t_1 : — m : —	m : l_1 m : $m. m$						
world, O	Sa - viour of the	world, O	Sa - viour, Who by thy						
d_1 : — s_1 : —	l_1 : s_1 f_1 : m_1	r_1 : — t_1 : —	d : d l_1 : $l_1. l_1$						
m : r d : t_1	l_1 : — l : —	s : f m : r	d : — d : $d. d$						
Sa - viour of the	world, O	Sa - viour of the	world, Who by thy						
m_1 : — m_1 : —	f_1 : — — : —	s_1 : — se_1 : —	l_1 : l_1 l_1 : $l_1. l_1$						
us	and	us,	Sa - viour,						

		<i>do. al.</i>		<i>f f. D.D.</i>				<i>Ab. t.</i>	
f : — f f : f	$f d'$: — r' : r'	m : — — : m'	m' : — — : —						
Cross and pre - cious	Blood hast re -	deem - - ed	us, β						
l_1 : — l_1 l_1 : l_1	$r l$: — l : l	l : — se : ba	se : — m_1 : —						
d : — d d : d	$r l$: — l : l	d' : — t : l	t : — — : —	Save					
Cross and pre - cious	Blood hast re -	deem - - ed	us,						
f_1 : — f_1 f_1 : f_1	ta, f : — f : f	m : — — : m	m : — — : —						

								<i>sf</i>	
$d f$: — m : r	d : — t_1 : l_1	l_1 : $s_1. s_1$ t_1 : $l_1. s_1$	s_1 : — s : —						
Save us and help us, we	hum-bly beseech thee, O	Lord, O							
— : — l_1 : l_1	s_1 : — f_1 : f_1	f_1 : $f_1. f_1$ f_1 : $f_1. f_1$	m_1 : — m_1 : —						
— : — l_1 : l_1	us and help us,		O						
$l r$: — s : f	m : — r : d	t_1 : $t_1. t_1$ t_1 : $t_1. t_1$	d : — d : —						
Save us and help us, we	hum-bly beseech thee, O	Lord, O							
$l_1 r_1$: — m_1 : f_1	s_1 : — s_1 : s_1	s_1 : $s_1. s_1$ s_1 : $s_1. s_1$	d_1 : — ta_1 : —						

		<i>pp</i>		<i>Rather slower.</i>		<i>\beta</i>	
f : m r : d	t_1 : la_1 — : $la_1. la_1$	la_1 : s_1 — : s_1					
Sa - viour of the	world, Save	us, and help us, we					
f_1 : — — : —	f_1 : la_1 — : $la_1. la_1$	la_1 : s_1 — : s_1					
save	us,						
d : — — : —	r : la_1 — : $la_1. la_1$	la_1 : s_1 — : s_1					
save	us, Save	us, and help us, we					
l_1 : — la_1 : —	s_1 : la_1 — : $la_1. la_1$	la_1 : s_1 — : s_1					

		<i>cres.</i>				<i>dim.</i>	
m : $r. r$ f : $t_1. t_1$	d : — — : —	— : — d : —	d : — — : —				
hum-bly beseech thee, O	Lord,	A -	men.				
f_1 : $f_1. f_1$ f_1 : $f_1. f_1$	m_1 : — l_1 : —	s_1 : — f_1 : —	m_1 : — — : —				
save	us,	men,					
t_1 : $t_1. t_1$ t_1 : $r. r$	d : — f : —	m : — l_1 : —	s_1 : — — : —				
hum-bly beseech thee, O	Lord,	A -	men.				
s_1 : $s_1. s_1$ s_1 : $s_1. s_1$	d_1 : — — : —	— : — f_1 : —	d_1 : — — : —				

St Co (New).

THE SHEPHERD'S LAMENT.

KEY E7. *Andante lento.* M. 63.

Henry Smart.

p

{	m	„m	s	:-	f	:r	.l		l	:	s	:	s	„d'		m'	:-	„d'	:t	.l	
{	On	the	brow		of	yon-	der		moun	-	tain		A			thou	-	sand	times	I	
{	d	„d	d	:-	.t ₁	:t ₁	.r		r	:	m	:	s			m	:	m	:	m	
{	s	„s	s	:-	.s	:s	.t		t	:	d'	:	d'	„s		s	:	d'	„m'	:r'	„d'
{	On	the	brow		of	yon-	der		moun	-	tain		A			thou	-	sand	times	I	
{	d	„d	m	:-	.r	:f	.f		f	:	m	:	m			d	:	l ₁	:	l ₁	.l ₁

{	s	:	f	:	.l		l	:-	f	:m	.s		f	:	r	:	d	.t ₁		d	„m	:	s	„s	:	s	.f
{	stand,		And		on		my	crook	re-	pos	-	ing,		Gaze		down	on	the	ver-	dant							
{	r	:-	:	:	.f	f	:-	.r	:de	de		r	:	l ₁	:	s ₁	:	s ₁	„d	:d	.d						
{	t	:	l	:	.l		l	:-	.l	:s	.ta		l	:	f	:	r				d	:	d	„m	:m	.f	
{	stand,		And		ou		my	crook	re-	pos	-	ing,		Gaze		down	on	the	ver-	dant							
{	r	:-	:	:	.r	r	:-	.r	:r	r		r	:	f ₁	:	f ₁	:	m ₁	„m ₁	:l ₁	.l ₁						

res. B7. t.

{	m	:	r	:	.s		s	d	:-	.t ₁	d	„m	„r		d	:-	:	t ₁	.t ₁		l ₁	:-	.d	:t ₁	.d	„r
{	land.		The		flocks		as	they	graze	I	fol	-	-	low,	My	dog	he	guardeth	them							
{	d	:	t ₁	:	.r	r	s ₁	:-	.s ₁	s ₁	„s ₁	„s ₁	„s ₁		s ₁	:-	:	se ₁	se ₁		l ₁	„m ₁	.l ₁	:se ₁	l ₁	.t ₁
{	s	:-	:	:	.t	t	m	:-	re	m	:s	„f		m	:-	:	r	r		d	:-	„m	„m	„m	„m	
{	land.		The		flocks		as	they	graze	I	fol	-	-	low,	My	dog	he	guardeth	them							
{	s ₁	:-	:	:	:	:	:	:	:	:	:	:	:		t ₁	m ₁	„m ₁	„m ₁	„m ₁		-	„m ₁	„m ₁	„m ₁	„m ₁	

f. f. Eb

{	d	:-	:	:	.d	„s		r'	:	t	.t	:d'	.l		s	:	f	:	m	:	r	:	:	:	m	:
{	well,		From	the	moun-	tain	have	I	de-	scend	-	ed,		Yet	how,		yet									
{	l ₁	:-	:	:	l ₁	„m	„m		f	:	f	.f	:m	„m		r	:	r	:	d	:	l ₁	:	:	:	ta
{	m	:-	:	:	„m	.t	t	:	r'	.r'	:s	„d'	.l		t	:-	:	d'	.d		d	:	d	:	d	.d
{	well;		From	the	moun-	tain	have	I	de-	scend	-	ed,	Yet	how,		I	can	scarcely								
{	l ₁	:-	:	:	l ₁	„m	„m		s ₁	:	s ₁	.s ₁	:s ₁	„s ₁		s ₁	:	s ₁	:	l ₁	:	f ₁	:	:	s ₁	
{	well;		From	the	moun-	tain	have	I	de-	scend	-	ed,	Yet	how,		yet										

riturd.

{	f	:	:	:	fe		s	:	d'	.t	:l	.s		fe	.s	:f	:	r		d	:-	:	:	„m	:
{	how,		yet		how		I	can	scarcely,	scarce	-	ly		tell.						tell.					
{	d	:	:	:	d	:	m	:	d	.d	:d	.d		d	.d	:d	:	t ₁		d	:-	:	:	d	
{	d	:	:	:	m	:	s	:	m	„m		re	„m	:l	:	s				s	:-	:	:	s	
{	tell,		yet		how		I	can	scarcely,	scarce	-	ly		tell.						tell.					
{	l ₁	:	:	:	s ₁	:-	:	s ₁	„s ₁		s ₁	.s ₁	:s ₁	„s ₁		s ₁	:	s ₁	:	f ₁	:	:-	:	d	
{	how,				how		I	can	scarcely,	scarce	-	ly		tell.						tell.					

St. Co. (New).

}	m : s „s : f r,l l : s : s „d'	}	m' : -r'l,d': d' s : f : f
	mea-dowsaresweetlyen- am - ell'd With flow - ers so lovely and gay, I		
	d : d „d : t,t,r r : m : s : m „m : m,m,r r : - : .r		
	s : s „s : s,s,t t : d' : d' „s s : - ,se,l : m',r',d' t : l : .l		
}	mea-dowsaresweetlyen- am - ell'd With flow - ers so lovely and gay, I	}	d : m „m : r,f,f f : m : m d : d „d : l,t,l,t,r r : - : .r

}	f : - „m ,f:l ,s ,m r : l ₁ : t ₁ d „m : s „s : s,f,d m : r : .s	}	whom I shall give them a way. In
	ga - therthembutwithout know - ing To s ₁ : s ₁ .d : d,d,d d : t ₁ : .r		
	r : - „de,r:de,de,l ₁ : l ₁ : s ₁ d : d „m : m,f,f s : - : .t		
	l : - „l,l,m „m,s f : r : r d : d „m : m,f,f s : - : .t		
}	ga - therthembutwithout know - ing To whom I shall give them a way. In	}	r : - „r,r:r,r,r,r r : f ₁ : f ₁ m ₁ : m ₁ „m ₁ : l ₁ l ₁ l ₁ s ₁ : - :

B7. t.

}	s [̂] : - „d : r „d ,t ₁ d : - : t ₁ „t ₁ l ₁ : l ₁ „l ₁ : t ₁ „d ,t ₁ }	}	rain, in rain, in storm, and in tem - - - pest, I stand there be - neath the
	rs ₁ „s ₁ : s ₁ „s ₁ : la ₁ la ₁ la ₁ s ₁ : - : se ₁ „se ₁ l ₁ : m ₁ „l ₁ : se ₁ „se ₁ }		In rain, in storm, & in tempest, I stand there beneath the
	tm : - „m : f „f „f m : - : r „r d : d „r „m : m „m }		
	rain, in storm, and in tem - - - pest, I stand there be - neath the		

p f. E7.

}	l ₁ : - : l ₁ „l ₁ l ₁ „r : r : d „l s : f : m . : r . : m .	}	tree; But you door re-mains clos'd a- gainst me, And all, And
	l ₁ : m ₁ : m ₁ „t ₁ „t ₁ : t ₁ : d „d t ₁ : t ₁ : d . l ₁ : : s ₁ .		
	m : d : d „s „f : f : m „m r : - : d „d d : d „d : d „d		tree; But you door re-mains clos'd a- gainst me, And all is a dream to
	d : - : d ₁ „d ₁ d ₁ „s ₁ „s ₁ : s ₁ : s ₁ „s ₁ s ₁ : se ₁ : l ₁ . f ₁ . : : ta ₁ .		tree; But you door re-mains clos'd a- gainst me, And all, And

ritard.

}	f . : : fe s „l : t „r' : d' „m s : - „f : r „m d : - : -	}	all, and all is a dream to me, a dream to me.
	d . : : d „d d : : „d : t . : t ; d : : „s ₁ : l ₁ „l ₁ }		all, is a dream, a dream to me, a dream to
	d : r : ma „ma m : : „s : s . : s s : „m : f „f }		me, is a dream, a dream to me, a dream to
	l ₁ . : : la ₁ „la ₁ s ₁ : : { „m : r . : f m { : : d : f ₁ „f ₁ }		

		<i>ores.</i>		G. t.m.l.r.			
s _i	: —	"Tis	true	there	ap - pear - eth	a	rain - bow, And
		d	r	: d	„d	: t _i s _i ,d,t _i	d : d : - .d
me.	: —						
d	: —	"Tis	true	there	ap - pear - eth	a	rain - bow, And
		d	t _i	: l _i	„l _i	: se _i ,m _i ,r _i	d _i : m _i : s _i
		r.s.d.f. E ⁷ . L is C.					
o	: d	„d	stands:				But
		„d	t _i ,t _i ,t _i	d _m			she, a - las! is de -
s	: s	„s	stands:				t .t
		„s	r s f	m _{se}			se „se: se : t .t
		„d : d d d					

		<i>pp</i>					
f	: f	„f	part - ed,	de -	part - ed	To	some far land, and
		„f	is de -	part - ed,	de -	To	some far land, and
r	: r	„r	part - ed	to distant,	far dis - tant	lands,	To some far land, and
		„r	far dis -	tant	lands,	To	some far land, and
t	: t	„t	far	dis - tant	lands,	To	some far land, and
		„t	dis -	tant	lands,	To	some far land, and
		<i>pp</i>					
s _i	: se _i	„se _i	part -	ed	to	some	far land, and
		„se _i	part -	ed	to	some	far land, and

		<i>ores.</i>					
l	: s	„s	Pass on,	ye sheep,	pass	on -	wards! The
		„s	Pass on,	ye sheep,	pass	on -	wards! The
r	: r	„r	Pass on,	ye sheep,	pass	on -	wards! The
		„r	Pass on,	ye sheep,	pass	on -	wards! The
t	: t	„t	Pass on,	ye sheep,	pass	on -	wards! The
		„t	Pass on,	ye sheep,	pass	on -	wards! The
		<i>ores.</i>					
d	: d	„d	Pass on,	ye sheep,	pass	on -	wards! The
		„d	Pass on,	ye sheep,	pass	on -	wards! The
f	: f	„f	Pass on,	ye sheep,	pass	on -	wards! The
		„f	Pass on,	ye sheep,	pass	on -	wards! The

		<i>ores.</i>					
d	: d	„d	Pass on,	ye sheep,	pass	on -	wards! The
		„d	Pass on,	ye sheep,	pass	on -	wards! The
r	: r	„r	Pass on,	ye sheep,	pass	on -	wards! The
		„r	Pass on,	ye sheep,	pass	on -	wards! The
s	: s	„s	Pass on,	ye sheep,	pass	on -	wards! The
		„s	Pass on,	ye sheep,	pass	on -	wards! The
t	: t	„t	Pass on,	ye sheep,	pass	on -	wards! The
		„t	Pass on,	ye sheep,	pass	on -	wards! The
		<i>ores.</i>					
l	: l	„l	Pass on,	ye sheep,	pass	on -	wards! The
		„l	Pass on,	ye sheep,	pass	on -	wards! The
f	: f	„f	Pass on,	ye sheep,	pass	on -	wards! The
		„f	Pass on,	ye sheep,	pass	on -	wards! The

m	:	s	:	—	—	:	—	.r	:m	.r	d	:	—	:	—	—	:	—
sad,								O	sad	is	he,							pp
d	:	.d	:	f .m	m	:	r	.t ₁	:	t ₁ .t ₁	d	:	—	.	:la ₁ .la ₁	s ₁	:	—
s	:	.s	:	d ¹ .d ¹	t	:	—	.s	:	s .s	s	:	—	.	:f .f	m	:	—
sad,								O	sad	is	he,							O
s ₁	:	{.m	:	l .s	s	:	—	.f	:	s .f	m	:	—	.	:d .d	d	:	—
		{.s ₁	:	s ₁ .s ₁	s ₁	:	—	.s ₁	:	s ₁ .s ₁	d	:	—	.	:f ₁ .f ₁	d ₁	:	—

Words by
Edmeston.

SAVIOUR, BREATHE.
"AVE VERUM."

Music by
Mozart.

KEY D. Adagio—sotto voce. M. 72.

Two Measures	s	:	—	d ¹	:	m	s	:	fe	f	:	—	f	:	l	s	:	f
	1.Sa	-		viour,			breathe		an				eve	-	ning			
	m	:	—	m	:	—	r	:	—	r	:	—	r	:	f	m	:	r
Symphony.*	s	:	—	s	:	—	l	:	—	l	:	—	s	:	—	s	:	—
	2.Though			the			night		be				dark		and			
	d	:	—	d	:	—	d	:	—	d	:	—	t ₁	:	—	t ₁	:	—

f	:	m	m	:	—	r	:	—	—	:	r	m	:	m	f	:	f	f	:	—	m	:	m
bles	-	ing,	Ere			re	-		pose		our	spi	-	rits,	spi	-		rits					
r	:	d	d	:	—	t ₁	:	—	—	:	t ₁	s	:	d	r	:	r	r	:	—	d	:	s
s	:	—	s	:	—	s	:	—	s	:	—	s	:	s	s	:	s	s	:	—	s	:	—
drea	-	ry,	Dark			ness			can	-	not	hide		from,	hide			from					
d	:	—	s ₁	:	—	s ₁	:	—	d	:	d	t ₁	:	t ₁	d	:	—	d	:	—	d	:	—

A. t.

r	:	—	—	:	—	rs ₁	:	—	d	:	—	d	:	t ₁	t ₁	:	—	s ₁	:	t ₁	—	:	r
seal;			Sin			and			want		we	come			con	-							
t ₁	:	—	rs ₁	:	—	s ₁	:	—	s ₁	:	—	s ₁	:	—	s ₁	:	—	r	:	—	t ₁	:	—
s	:	—	tm	:	—	m	:	—	m	:	f	f	:	—	r	:	—	f	:	—			
thee;			Thou			art			he		who,	ne	-		ver								
s ₁	:	—	sd	:	—	d	:	—	d	:	r	r	:	—	t ₁	:	—	s ₁	:	—			

cres.

r	:	d	d	:	—	f	:	—	—	:	m	r	:	d	d	:	—	t ₁	:	t ₁
fess	-	ing;	1.Thou			canst		save,	and			thou			canst					
t ₁	:	d	2.Watch			-		-	est		where	thy			peo	-		ple		
			:			t ₁	:	t ₁	d	:	—	l ₁	:	—	s ₁	:	—	s ₁	:	—
			1.Thou			canst		save	and			thou			canst					
f	:	m	:			f	:	f	s	:	—	f	:	m	r	:	—	r	:	—
wea	-	ry,	2.Watchest			where		thy				peo	-		ple					
se	:	l ₁	:			r ₁	:	r ₁	m ₁	:	—	f ₁	:	—	s ₁	:	—	s ₁	:	—

St. Co. (New). * These measures to be disregarded when the music is unaccompanied.

}	d : - - : -	Three Measures	}	p	d : - - : -	r. s. d. f. F. L is D.	d _m : f	f : -
	heal.			Though	de -	struc -	tion	
	s ₁ : - - : -			s ₁ : - - : s ₁	s ₁ t ₁ : - t ₁ : -			
	m : - - : -			m : - - : m	m se : - se : s			
	be.			Should	swift	death	this	
d ₁ : - - : -	d : - - : d	d _m : r	r : -					

}	f : l s : f	f : m m : -	}	p	r : - - : r	r : f	m : r		
	walk	a -		round	us,	Though	the	ar -	rows
	t ₁ : - - : t ₁	t ₁ : d d : -		l ₁ : - - : l ₁	t ₁ : d	t ₁ : -			
	s : f m : r	r : m m : -		ba : - - : ba	se : l	t : se			
	night	o'er -		take	us,	And	our	couch	be -
s ₁ : - - : s ₁	s ₁ : d d : -	d : - - : d	t ₁ : l ₁	se ₁ : m ₁					

}	pp	r : - d . t ₁ : d	}	D. t. m. l.	t ₁ r : - :	}	p	m : - - : m
	past	us		fly,	An - - -		gol	
	t ₁ : - l ₁ . se : l ₁	se ₁ t ₁ : - :		t ₁ r : - :	d : - - : d			
	se : - l : fe	tomb,		May	the			
	come	our		m ₁ s ₁ : - :				
f ₁ : - m ₁ : re ₁								

}	m : r d : f	f : - - : f	}	f : m r : s				
	guards	from		thee	sur -	round	us;	For
	d : t ₁ l ₁ : r	r : - - : r		r : d	t ₁ : m			
	morn	in		heaven	a -	wake	us,	All
	l : - - : l	l : s f : t		t : - - : t	guards	from	thee	sur -
1. An - - - gel	f : m r : s	s : - - : s	f : m	r : s	s : - - : s			
2. May	morn	in	heaven	a -				

}	s : - - : -	- : f s : l	}	m : - r : -	m				
	we	are		safe	if	thou	art		
	m : - - : -	- : f m : r		d : - t ₁ : -	t ₁ : -	death	-	-	less
	clad	in		bright	and	s : - - : s			
	t : l s : d ¹	d ¹ : - - : d ¹		safe	if	thou	art		
round us; We are	l : - s : fe	l : - s : fe	s : - s ₁ : -	death	-	less			
wake us, Clad in	bright	and							

St. Co. (New).

* See note on previous page.

f. G.		<i>cres.</i>		D. t. <i>f</i>	
f :— fd :—	s :— — :—	— :— se :—	l ^r : l	t : d'	
nigh, 1.For	we				
2.All	clad				
d :— :	: m t ₁ :—	d :— t ₁ :—	l ₁ r :—	— :—	
bloom,	1. For	we			
f :— :	: taf :—	s :— f :—	m l : d'	t : l	
nigh,	2. All	clad			
l ₁ :— :	: s r :—	ma :— r :—	de fe :—	— :—	
bloom,					

		<i>tr</i>				Three Measures
t : l . s d' : f	m :— r :— . r	d :— — :—				
are safe if	thou art	nigh.				
in bright and	death less	bloom.				
— : d . t ₁ d : d	d :— t ₁ :— . t ₁	d :— — :—				
are safe if	thou art	nigh.				
s : s s : f	s :— f :— . f	m :— — :—				
in bright and	death less	bloom.				
f : f m : l ₁	s ₁ :— — : s ₁	d :— — :—				
					Symphony.	

LOUD THE STORM-WIND DOTH HOWL.*

Music by Kreutzer.

Words for this work by J. S. C.

KEY E⁷. L is C. *Allegro molto.*

<i>p</i>		<i>cres.</i>							
m :— . m m : m . m	l : l . l l : l . l	d' :— t : l	se : t		:				
Loud the storm wind doth	howl, & the waves threaten	death in their	fu - ry ;						
d :— . d d : d . d	d : d . d d : d . d	d :— r : m	r : r		:				
m :— . m m : m . m	m : m . m m : m . m	m :— m : m	f : f		:				
Loud the storm wind doth	howl, & the waves threaten	death in their	fu - ry ;						
l ₁ :— . l ₁ l ₁ : l ₁ . l ₁	l ₁ : l ₁ . l ₁ l ₁ : l ₁ . l ₁	l ₁ :— t ₁ : d	t ₁ : se ₁		:				

<i>p</i>		<i>cres.</i>							
se :— . se se : se . se	t : t . t t : t . t	r' :— d' : t			:				
Loud the storm wind doth	howl, and the waves threaten	death in their							
r :— . r r : r . r	r : r . r r : r . r	t ₁ :— d : r			:				
m :— . m m : m . m	m : m . m m : m . m	m :— m : m			:				
Loud the storm wind doth	howl, and the waves threaten	death in their							
t ₁ :— . t ₁ t ₁ : t ₁ . t ₁	se ₁ : se ₁ . se ₁ se ₁ : se ₁ . se ₁	se ₁ :— l ₁ : t ₁			:				

* For T.T.B.B. by inverting the inner parts.

St. Co. (New).

ff f. A. 7. L is F.

{ l : ḋ : : fu - ry; m : m : : m : l : : fu - ry; d : l ₁ : :	: : : : : : : : : : : :	<i>de</i> se : - .se se : se.se l : - : : l .l
		Loud the storm wind doth howl, And the
		s r : - .r r : r .r d : - : : d .d
		l m : - - : m m : m .m .m : m .m
{ fu - ry; d : l ₁ : :	: : : : : : : : : : : :	Loud the storm wind doth howl, And the
		m t ₁ : - .t ₁ t ₁ : t ₁ .t ₁ l ₁ : - : : l ₁ .l ₁
		Loud the storm wind doth howl,

pp ED. t. L is C. cres.

{ t : t .t t : r .r ḋ : l̇ : : waves threaten death in their fu - ry; r : r .r r : t ₁ .t ₁ l ₁ : ḋ : : m : m .m m : m .m m : m : : waves threaten death in their fu - ry; se ₁ : se ₁ .se ₁ se ₁ : se ₁ .se ₁ l ₁ : l ₁ : :	: : : : : : : : : : : : : : :	<i>fe</i> t : - .t t : t .t fet : - .t t : t .t
		Loud the storm wind doth howl, And the
		d f : - .f f : f .f m l : - .l l : l .l
		Loud the storm wind doth howl,
{ se ₁ : se ₁ .se ₁ se ₁ : se ₁ .se ₁ l ₁ : l ₁ : :	: : : : : : : : : : : :	l ₁ r : - .r r : r .r

p

{ t : - - : - : howl, f : - - : - : l : - - : - : howl, r : - - : - :	: : : : : : : : : : : : : : :	t : - .t t : t .t t : - - : t .t
		Loud the storm wind doth howl, And the
		fe : - .fe fe : fe.fe fe : - - : fe.fe
		l : - .l l : l .l l : - - : l .l
{ howl, r : - - : - :	: : : : : : : : : : : :	Loud the storm wind doth howl, And the
		re : - .re re : re.re re : - - : re.re

f cres. ff

{ ḋ : de'.de' r' : re'.re' m' : - - : - : waves threaten death in their fu - - - - - ry, m : l .l l : l .l l : - se : ba se : - m : - : l : l .l l : l .l ḋ : - t : l t : - m : - : waves threaten death in their fu - - - - - ry, m : s .s fe : f .f m : - : - - : - : m ₁ : - :	: : : : : : : : : : : : : : :	m : - - : - : m : -
		Loud the storm wind doth howl, And the
		se : - .se se : se.se se : - m : -
		t : - .t t : t .t t : - m : -

p C. t. m. l.

{ de' m' : - - : r' : ḋ : r' .t ḋ : But the tem-pest is past, m s : - - : s s : s .s s : l ḋ : - - : t ḋ : t s s : But the tem-pest is past, l ḋ : - - : f m : f .r m :	: : : : : : : : : : : : : : :	m' : - - : r' : ḋ : r' .t ḋ :
		But the tem-pest is past.
		s : - - : s s : s .s s :
		ḋ : - - : t ḋ : t s s :
{ But the tem-pest is past. ḋ : - - : f m : f .r m :	: : : : : : : : : : : :	But the tem-pest is past.
		s : - - : s s : s .s s :
		ḋ : - - : t ḋ : t s s :
		But the tem-pest is past.

SOLI. *dolce.*

<i>p</i>	:	:	<i>f</i> ^l :—	<i>s</i> ^l : <i>f</i> ^l	<i>m</i> ^l : <i>s</i> ^l	<i>s</i> ^l :	<i>f</i> ^l :—	<i>s</i> ^l : <i>f</i> ^l
<i>s</i>	:—	<i>s</i> : <i>s</i>	Soft	comes the	sun -	shine,	still -	ing the
<i>d</i> ^l	:—	<i>r</i> ^l : <i>d</i> ^l	<i>s</i>	:— <i>s</i> :	<i>s</i>	:— <i>s</i> : <i>s</i>	<i>s</i>	:— <i>s</i> : <i>s</i>
<i>m</i>	:—	<i>f</i> : <i>m</i>	Soft	comes the	sun -	shine,	peace -	ful - ly
			<i>d</i> ^l	:— <i>t</i> :	<i>d</i> ^l	:— <i>r</i> ^l : <i>d</i> ^l	<i>d</i> ^l	:— <i>t</i> :
			<i>r</i>	:— <i>s</i> ₁ :—	<i>r</i>	:— <i>s</i> ₁ :—	peace -	ful - ly
					<i>d</i>	: <i>m</i> <i>f</i> : <i>m</i>	<i>r</i>	:— ing the
							<i>s</i> ₁	:— <i>s</i> ₁ : <i>s</i> ₁

CHORUS. *pp* *cres.*

<i>r</i> ^l	:—	— :—	<i>m</i> ^l	.	:	<i>m</i> ^l :—	<i>m</i> ^l <i>m</i> ^l	<i>m</i> ^l . <i>m</i> ^l
storm.	-	- - -	-	-	:	:	Loud	the storm wind doth
<i>s</i>	:—	— :—	—	:	:	se	:— . se se	: se . se
<i>t</i>	:—	— :—	<i>d</i> ^l	:	:	t	:— . t t	: t . t
storm.	-	- - -	-	-	:	:	Loud	the storm wind doth
<i>s</i> ₁	:—	— :—	<i>d</i>	:	:	<i>m</i>	:— . m r	: r . r

<i>m</i> ^l	: <i>m</i> ^l . <i>m</i> ^l <i>m</i> ^l	: <i>m</i> ^l . <i>m</i> ^l	<i>f</i> ^l <i>m</i> ^l	:—	<i>m</i> ^l	:— . <i>m</i> ^l	<i>m</i> ^l	: <i>m</i> ^l	:
howl,	and the waves	threaten	death	in	their	fu -	ry,		
<i>l</i>	: <i>l</i> . <i>l</i> <i>l</i>	: <i>l</i> . <i>l</i>	se	:—	<i>l</i>	:— . <i>l</i>	<i>l</i>	: se	:
<i>d</i> ^l	: <i>d</i> ^l . <i>d</i> ^l <i>d</i> ^l	: <i>d</i> ^l . <i>d</i> ^l	<i>r</i> ^l	:—	<i>d</i> ^l	:— . <i>d</i> ^l	<i>d</i> ^l	: t	:
howl,	and the waves	threaten	death	in	their	fu -	ry,		
<i>d</i>	: <i>d</i> . <i>d</i> <i>d</i>	: <i>d</i> . <i>d</i>	<i>t</i> ₁	:—	<i>l</i> ₁	:— . <i>d</i>	<i>m</i>	: <i>m</i>	:

<i>p</i>		<i>cres.</i>				<i>f</i>			
<i>m</i> ^l	:— . <i>m</i> ^l <i>m</i> ^l	: <i>m</i> ^l . <i>m</i> ^l	<i>re</i> ^l	: <i>re</i> ^l . <i>re</i> ^l <i>re</i> ^l	: <i>re</i> ^l . <i>re</i> ^l	<i>r</i> ^l	:—	<i>r</i> ^l	:— . <i>r</i> ^l
Loud	the storm wind doth	howl, and the waves	threaten	death	in	their			
<i>m</i>	:— . <i>m</i> <i>m</i>	: <i>m</i> . <i>m</i>	<i>fe</i>	: <i>fe</i> . <i>fe</i> <i>fe</i>	: <i>fe</i> . <i>fe</i>	<i>se</i>	:—	<i>se</i>	:— . <i>se</i>
<i>se</i>	:— . <i>se</i> <i>se</i>	: <i>se</i> . <i>se</i>	<i>l</i>	: <i>l</i> . <i>l</i> <i>l</i>	: <i>l</i> . <i>l</i>	<i>t</i>	:—	<i>t</i>	:— . <i>t</i>
Loud	the storm wind doth	howl, and the waves	threaten	death	in	their			
<i>m</i>	:— . <i>m</i> <i>m</i>	: <i>m</i> . <i>m</i>	<i>m</i>	: <i>m</i> . <i>m</i> <i>m</i>	: <i>m</i> . <i>m</i>	<i>m</i>	:—	<i>m</i>	:— . <i>m</i>

pp *f. F. Lis D.*

<i>r</i> ^l	: <i>d</i> ^l	:	<i>f</i> ^l <i>d</i> ^l	:— — : t	<i>t</i> : <i>t</i> . <i>se</i> <i>l</i> :	<i>d</i> ^l	:— — : t
fu -	ry,		But	the	tem- pest is past!	But	the
<i>se</i>	: <i>l</i>	:	<i>l</i> <i>m</i>	:— — : <i>f</i>	<i>m</i> : <i>m</i> . <i>m</i> <i>m</i> :	<i>m</i>	:— — : <i>f</i>
<i>t</i>	: <i>l</i>	:	<i>r</i> ^l <i>l</i>	:— — : <i>se</i>	<i>l</i> : <i>se</i> . <i>m</i> <i>m</i> :	<i>l</i>	:— — : <i>se</i>
fu -	ry,		But	the	tem- pest is past!	But	the
<i>m</i>	: <i>l</i>	:	<i>r</i> <i>l</i> ₁	:— — : <i>r</i>	<i>d</i> : <i>r</i> . <i>t</i> ₁ <i>d</i> :	<i>l</i> ₁	:— — : <i>r</i>

St. Co. (New).

p C. t. SOLI. *dolce.*

}	l : t . se l :	d' f' : — s' : f' :	m' : s' s' :	f' : — s' : f' :
	tem - pest is past!	Soft comes the	sun - shine,	still - ing the
	m : m . m m :	r s : — s : s	s : — s : —	s : — s : s
	l : se . m m :	fe t : — t : t	d' : — r' : d'	t : — t : t
}	tem - pest is past!	Soft comes the	sun - shine,	still - ing the
	d : r . t . i d :	l , r : — s _i : s _i	d : n f : m	r : — s _i : s _i

f *p* CHORUS.

}	r' : — m' :	fe' : — — : s' fe' : fe' . fe' fe' :
	storm.	But the tem - pest is past!
	s : — — :	l : — — : l l : l . l l :
	t : — d' :	d' : — — : d' d' : d' . d' d' :
}	storm.	But the tem - pest is past!
	s _i : — d :	r : — — : ma r : r . r r :

f *p*

}	f' : — — : f' f' : f' . f' f' :	SOLI. <i>dolce.</i> . . .	m' : s' s' : d' d' : m' m' : d' :
	But the tem - pest is past!	Soft comes the	sun - shine,
	t : — — : d' t : t . t t : —	s : — s : s	s : — s : s
	r' : — — : r' r' : r' . r' r' : —	d' : m' m' : m	n : d' d' : —
}	But the tem - pest is past!	Soft comes the	sun - shine,
	s : — — : la s : s . s s : —	d : — d : d	d : — d : —

CHORUS.

}	r' : s' — : f' . r' r' : — m' :	m' : s' s' : d' d' : m' m' : d' :
	still - ing the storm,	Soft comes the
	s : t — : s s : — — :	s : — s : s
	t : r' — : t t : — d' :	d' : m' m' : m
}	still - ing the storm,	Soft comes the
	s _i : s _i — : s _i s _i : — d :	d : — d : d

cres.

}	r' : s' — : f' . r' r' : — — : —	f	r' : s' — : f' . r' d' : — — : —
	sun - shine is here,	The	sun - shine is here.
	s : t — : s s : — — : s	s : — — : s	s : t — : t s : — — : —
	t : r' — : t d' : — — : d'	t : r' — : r' . f' m' : — — : —	
}	sun - shine is here,	The	sun - shine is here.
	s _i : s _i — : s _i d : s — : m . d	s _i : s _i — : s	d : — — : —

HINTS ON THE TUNES IN ADDITIONAL EXERCISES.

WITH REFERENCES TO INSTRUCTIONS IN "STANDARD COURSE."

GO D SPEED THE RIGHT, page 1, is treated of in "Standard Course" under the following topics:—Normal force, page 98; Breathing-places, page 98; Treatment of unison, page 103; Appropriate force and speed, page 132; Melodic phrasing and subordination of parts, Ex. 212; Degree of force in a cadence, page 103. See analysis of sectional relation in "How to Observe Harmony," page 63.

GOING HOME, page 2.—Delivery of repeated tones, page 99; Marked entrance of parts, page 100; Melodic imitation, page 99. In scores 2 and 3 develop S. and C., running in thirds and sixths.

JACKSON'S EVENING HYMN, page 2.—Pervading force, page 98; Treatment of melodies, page 100; Study of congenial tones, page 102; Crescendo on single tones, page 103; Expression of joyful feeling, page 131; Contrition and supplication, page 132; Growing excitement, page 133. See analysis of sectional relation in "How to Observe Harmony." Study carefully the melodic phrasing of each part, pp. 69, 70. In harmony let S. and B. deliver well their tertiary dissonance in score 1, measure 3. They have the same in score 4, measure 4, where the Tenors also have to strike a primary dissonance against the C., and secondary as against the B. This double dissonance should be carefully done. There is a strong primary dissonance between S. and C., at score 3, measure 5, and another in the next measure. See "Standard Course," page 21, and "How to Observe Harmony," page 90.

SPRING LIFE, page 3.—Vigorous entry and unanimity, page 100; Outbursts of enthusiasm page 131; Didactic style mingled with emotion, page 132. Aim at perfect unity and blending of S. and C. in score 1 and 2.

THE FORTUNE HUNTER, page 4.—Ascending melodic imitations, page 99; Sympathetic singing in unison, page 103; Slowness and gaiety, page 133; Imitative sounds—laughter, page 101; Sad reflection, page 132. See analysis of sectional relation in "How to Ob-

serve Harmony," page 63. The changing expression suitable to every verse should be carefully attended to. In the last line deliver the word "not" *staccato*, and make a slight pause after it. Carefully attend to variations of both time and tune in verses 2, 4, 5, 6.

THE MAY-TIME, page 5.—Firm entry of parts, page 100; Ascending and descending phrases, Ex. 211. Should not exceed the rate of time marked. Clearness must not be sacrificed to rapidity. Sweet concord in the two-part passages is the essential feature.

THOU SHALT SHOW ME, page 7.—This should frequently be used as a test of steadiness in time and for the practice of syncope and marked entry of parts. Let S., T., and B., hold firmly d against r in score 3, measure 4.

THE WAITS, page 8.—Example of soft singing, page 98; Increasing force in rising phrases, page 8; Representation of distance, page 101; The prominent and the subdued tones of a melody, Ex. 223. The highest part will prove very fatiguing if not sung in the upper thin register *without straining*. None but undoubted first sopranos should take this part. The piano singing of this piece will discover the presence of low and hard voices among the sopranos.

THE CUCKOO, page 9.—Imitative sounds, page 98; Cumulative force on repeated tones, page 99; Unanimous delivery of the bass voices is required in scores 1 and 4; Unity and good blending in S. and C., page 10, scores 1 and 2. The close *dim. pp* will require tenors to use their thin register gently. The word "cuckoo" should have its first syllable pronounced exactly like its last, and thus aid the imitation of the bird's cry.

BOX ACCORD, page 11.—Entry of parts, page 100. This piece should be sung firmly, at a brisk rate and with fine round tone. It is one of the pieces which should be sung from memory in all its parts.

HOPE WILL SANISH SORROW, page 12.—General character of a piece, and appropriate force, page 98; Rising excite-

ment, page 131; Depressing thought, page 132. The rhythm should be well practised. It is nearly the same in all the parts. Emotion ebbs and flows very much in this piece, and its phrasing is an interesting study. Transition analysis, score 2, measure 1, "How to Observe Harmony," page 57.

HOW BEAUTIFUL THE SUNSHINE, page 12.—See analysis of sectional relation in "How to Observe Harmony," page 63; Study the rhythm, which is varied and somewhat intricate; Three related phrases in scores 2 and 3, require increasing force; Transition analysis, score 1, measure 4, "How to Observe Harmony," page 57.

COME, FREEDOM'S SONS, p. 13.—Loud and bold delivery, page 98; Discouraging reflection, page 132; Poetic phrasing and expression, page 136.

THE QUAIL CALL, page 14.—Normal force, page 98; Imitative phrases in a melody, page 100; Dramatic expression of words, page 131; Effect of different expression in contrary motion, page 99; Excited exclamation, Ex. 257; Verbal expression, page 132; Proper rendering of cadences, page 103. The rhythm is not likely to be made perfect unless *each pulse* is distinctly beaten in learning the piece. Transition analysis, score 2, measure 3, "How to Observe Harmony," page 57.

THE TIME FOR JOY, page 15.—Appropriate force and speed, page 98; Notice alternate periods of *p* and *f*, and this order reversed at page 16, score 3; Develop tenor in last score, page 15, and score 2, page 16. The second S. must not cover up and obscure the first S. in those places where the second is the higher of the two, for even there the notes in the top line form the principal melody.

HEAR ME WHEN I CALL, page 17.—Subdued and prayerful effect, page 98; Exultation, page 131; Vowel sounds, page 133; Melodic and harmonic imitation, page 100; Marked entry of bass, page 100; Various contrasts of expression, page 132; Pressure tone, page 133; Bold delivery of fugal passage page 19; Triumphant affirmation,

page 98. Transition analysis, "Additional Exercises," page 19, score 3, measure 1, "How to Observe Harmony," page 58. Let the bass, score 4, measure 4, hold its *d* well against the *t* and *r* of *C* and *S*.

WE FLY BY NIGHT, page 20.—Forceful delivery, Ex. 217; Acceleration of speed and force, page 131. Mark breathing places in the long run for *S*, scores 3 and 4, or still better, practise it till it can be sung easily to one breath. Marked entry is very important, especially in *C* and *T*. For public performance this chorus may be preceded by the bass song in the Macbeth music, *Reporters* 520 and 521. Transition analysis, score 1, measure 3, "How to Observe Harmony," page 57.

MY LADY IS AS FAIR AS PINK, page 21.—Subdued general effect, page 98; Pronunciation, page 140; Develop the tenor in the 3rd score; Mark well the most effective part of the piece, which is at the beginning of 3rd score. Transition analysis, score 1, measure 4, "How to Observe Harmony," p. 57.

NIGHT AROUND, page 22.—How to produce humming accompaniment, page 100; Dramatic effect, page 132. Obedience to the baton is imperative here. The conductor has to keep the chorus in time with the soloist. Transition analysis, score 2, measure 1, "How to Observe Harmony," page 57.

COME, LET US ALL A MATING GO, page 24.—Expression of light-hearted gaiety, page 133; Imitation of the cuckoo and of bells, page 101. The piece must go freely and nimbly,—the quicker notes being struck neatly and somewhat *staccato*, especially in the downward runs imitating the sound of bells. Notice contrasted effect of *f* representing drums and *p* representing flutes. Transition analysis, score 2, measure 1, "How to Observe Harmony," page 58.

HALLELUJAH, AMEN, page 26.—Swell on prolonged tones, page 100. The rhythm of the principal subject must be perfect. Strongly marked accent is required at 27, scores 1 to 3, beginning "O Judah." Tenors must use thin register in the higher passages, and this part must be well developed in measures 6 to 8, where it assumes the importance of an ascending bass. In the same way the bass part must be brought out when it imitates the same kind of ascent a fourth lower. The long silences are somewhat trying. The two "Amen's," must be very bold.

SWIFTLY FROM THE MOUNTAIN'S BROW, page 29.—Expression changing in a new movement, page 98; Sunbeams and shadows, page 133; Warbling birds, Ex. 217; Prolonged tones, page 100; Nor-

mal force, page 93; Repose in nature, page 132; Expression rapidly changing, pp. 98, 99; Pronunciation, page 140. The two first movements of this glee represent the landscape, and the last one the music of nature at early morn. It abounds in melodical passages and fine effects. Transition analysis, "Additional Exercises," page 92, score 4, measure 2, "How to Observe Harmony," page 57.

LORD, IN THIS THY MERCY'S DAY, p. 33.—See "Standard Course," for proper expression of deepening emotion in *v*, 2, and increasing urgent supplication in *v*, 3, p. 132. Study of Verbal Expression, Ex. 260. Vowel *a* low in pitch, p. 139. Preserve the subdued effect throughout, but study well the rise and fall of its three phrases. Tenors must use the thin register in the second phrase.

RISE, MY SOUL, ADORE THY MAKER, p. 33.—Tones to be developed as heightening the general effect, p. 102. Delivery of Cadences, p. 103. Give due effect to Harmonic Sequence, m. 7. The Verbal Expression requires great variety of speed and force. The chord *°M*, sc. 1, "How to Observe," pp. 76, 77.

FATHER, MY SPIRIT OWNS, p. 34.—Musical Expression, Ex. 215. Study of congenial tones, Ex. 224. Verbal Expression—Resignation, Ex. 260. The vowel *a*, p. 140. Deep feeling expressed by pressure tones, p. 133. Study the peculiarities of the rhythm in sc. 1, and mark well the change of rhythm in sc. 2. Chord *SE*, sc. 3. See "How to Observe," p. 78. Chord *TAb*, sc. 3, "How to Observe," p. 114. The bass part contains some difficulties. Practice the first line well, especially the octaves 1, 1, and *r se*. The *S* in sc. 2, m. 1, 2, 3, must be drilled also.

NEARER MY GOD, p. 34.—Tones to be emphasised, Ex. 225. Pure vowel sounds, p. 140. Melodic Imitations, p. 100. Get a pure quality of tone in the low passages for bass, sc. 1 and 4. Contraltos have to hold *d* against *r* in chord *°Rb*, sc. 1. See "How to Observe," p. 28. *T* also has a Secondary Dissonance, p. 35, sc. 2, m. 2, in the same chord, *°Rb*.

THE GIPSY'S TRILT, p. 35.—Appropriate speed and force, p. 133. The proper singing of subordinate "parts," p. 100. When the *S* takes up the melody previously sung by the soloist, it should be done with great spirit, and be in strong contrast with the soft accompaniment which they were previously doing. A primary dissonance for the solo part (if soprano), occurs in chord *°Db*, m. 1. Also a tertiary dissonance in the same chord at p. 36, sc. 3,

m. 3. See "How to Observe," p. 97, and pp. 4, 5. Also a secondary dissonance in the chord *°Dc*. See "How to Observe," p. 100. Also a secondary and tertiary dissonance in the chord *°F*, p. 38, sc. 3.

HARVEST HOME, p. 39.—Characteristics of the "Part-Song," p. 145. Form of tones, p. 133. Sharp delivery of detached sounds, p. 103. Ascending and descending melody, and subordinate parts, p. 104. Study of unison, uniform and equal emphasis, prolonged tones, "Vamping," Ex. 213, and p. 103. See that the correct tones are sung by *T*. and *B*. in this vamping accompaniment. The vowel *aa*, p. 138. Delivery of cadences, p. 103. The fine melody for *S*, p. 40, sc. 2, should be well studied, and sung with perfect clearness. A pure, bright tone must be *go!* at the *f* (*g'*), last sc., which must not be attempted by any but *first* sopranos. Notice 47 *SD*, p. 39, sc. 3, m. 4. See "How to Observe," p. 98. Tenors should use thin register in the three last tones.

AWAY TO THE FOREST, p. 42.—Staccato passages, p. 103. The lively, dancing effect of the rhythm, with alterations of *sfz* and *staccato*, requires much practice. The piece is full of expression. Notice the echo effect in sc. 4, "Tra la," first *f* and then *pp*. Tenors must use thin register on *a'* at the close of the "Tra la's."

SUNSHINE AFTER RAIN, p. 44.—Musical Form, p. 146. Emotion quickly changing, p. 132. Vowel *ai*, p. 139. Sc. 4, 5 contain some difficult rhythm. Develop tenor and bass, moving in thirds, sc. 3, 4. In these two parts the octaves, sc. 4, m. 1, should be clear. The *S*, in its turn, must be developed, sc. 4, m. 2. Bring out the *ff* at the close, which is intended to give great prominence to a repeated section.

IF I HAD BUT TWO LITTLE WINGS, p. 45.—Melodic Expression, Ex. 215. Musical Form, p. 146. Reflection, p. 132. Vowels *a* and *u*, p. 140. Melodic Imitation in sc. 1, should be studied, see p. 100. Give emphasis to *d* m. 3, and *l* m. 5. The bass part, m. 5, 6, has some serious difficulties. Chromatic *fe* leaping up an octave and resolving on *f* in *°Bd*. Tenors should use thin register at p. 47, sc. 4, m. 3, p. 3, to m. 4, p. 4.

ANGEL OF HOPE, p. 48.—How to produce humming accompaniment, p. 100. To avoid the danger of flattening, get the accompanying voices to listen to the soloist. The long sustained chords are, of themselves, difficult to hold in root tone without this kind of sympathy with the leading voice. Tenors should

use the thin register wherever possible, and the closed lips assist them to do so. The rising passage, p. 49, m. 3, to sc. 2, m. 4, should be delicately sung in the thin, so as not to obscure the solo.

THE SPAINO, p. 50.—Musical Form, p. 146. Excited emotion becoming subdued, p. 133. The rhythm is varied and difficult. Much practising together is required for unanimous delivery of *tafa-AI* which is of very frequent occurrence and is mingled with various other difficult forms. The piece abounds with melodical two-part passages, such as S and B, p. 51, sc. 2, where care must be taken to get good blending of these two parts while the C and T, in unison, must be quite subordinate. Tenors should use thin register on the notes *d' r' m'*, p. 51, sc. 2, 3, 4.

AT FIRST THE MOUNTAIN HILL, p. 53.—Growing impetuously descriptive of the gathering force of a stream, p. 133. The descending melodies in S and T alternately, starting each time a step higher are very dramatic, and must be commenced each one louder than the last. Tenors require to use the thin register for the higher notes in sc. 1, p. 54, and only first sopranos should attempt *m' s' f' &c.*, in sc. 3. The note *se* after *f'* is difficult. Other high passages will be found for sopranos and tenors in p. 54, sc. 5, and p. 55, sc. 1. Notice the dissonance *' de L*. See "How to Observe," p. 115. Tenors should use thin register in m. 2, p. 3, 4. Page 54, m. 2, 4, 11, 12, 18, 19, 21, 22, and corresponding parts of v. 2.

O THE JOY OF SPRING, p. 57.—Development of a principal melody, p. 100. Gay and tripping style, p. 133. Musical Form, p. 146. Pressure tones, p. 103. Subordination of parts should be attended to, see p. 100. Notice the chromatic part-pulse dissonances, *fe* and *re*, p. 57, sc. 4, m. 2. See "How to Observe," p. 119. The thin register should be employed by the tenors in m. 7, 8, 9, and on all following notes higher than *s*.

HOW LOVELY ARE THE MESSENGERS, p. 58.—Musical Form, p. 146. Vowel *u*, p. 140. Appropriate speed and force, p. 132. Bold and striking change of sentiment, Ex. 258. Fugal passages, p. 148. The proper rendering of "parts" in contrary motion, p. 99. Triumphant joy requiring the singer to dwell on the notes, p. 132. Changing emotion—triumph to repose—Ex. 219. Let each part study (in keys suited for each voice) the melody which opens this piece, and which becomes the subject. See "Melodic Phrasing," p. 98. Only first sopranos should sing the highest part, which abounds in high notes, often

requiring small register. In pp. 59, 60, the thin register is constantly demanded from the tenors.

AWAKE, ÆOLIAN LYRE, p. 62.—Musical Form, p. 146. Smooth *legato*, p. 103. Downward rush of a stream, p. 99. The opening should have a well-sustained *cres.* the last chord being cut off sharply when the climax of force has been reached. The *f* in sc. 2 is very important. Notice a little syncopation, p. 63, sc. 2. The last movement *spiritoso* should have very marked accent. Tenors should use thin register at the second "awake," at p. 63, first five measures of *Largo*, and in the *f* close, except the last note which may be in the thick for the sake of effect.

WHERE THE GAY DREAMS, p. 65.—A series of *cres.* passages, rising each time higher. Standard Course, p. 133. Attend closely to the marks for *cres.* and *dim.* as they are intended to give form to the melody. Study "How to Observe Harmony," pp. 97, 101, 112, 113, for the dissonant and chromatic chords *4 9 D*, *9 7 S*, *9 4 fe S*, *7 fe RE*. Only first soprano voices should attempt the phrase commencing sc. 4, m. 2. Tenors must use thin register on the notes *r' f' m'* in keys C and D, sc. 3, 4.

THESE SUBLIME, p. 66.—Study of fugal movements, subject, counter-subject, &c., p. 147. Development of parts, p. 148. Study of syncopated passages, and emphasis in a melody, Ex. 227. Fugal entry, p. 148. Form of prolonged tones, p. 100. Study of runs, and their accompaniment, Ex. 226, see also "Rapid Passages," p. 102. The "subject" and its variations, see p. 148. Delivery of cadences, p. 103. A very useful and invigorating practice piece, which ought to be often used. Study in "How to Observe," p. 103, the discord *' L*. Tenors mark their books for thin register in the following passages:—First movement, m. 13-18. Second movement, m. 10-12, *l s f m*. Page 68, m. 11-15; score 5, m. 2-5. Page 69, sc. 1, m. 3-6; sc. 4, m. 2; sc. 5, m. 2, p. 1; m. 4 to p. 70, m. 1, 2; sc. 2, m. 3, p. 2. All the *s*'s in sc. 2, 3, 4; p. 71, m. 2, 3. All the *s*'s in sc. 2, 3, and the whole of the last 2 meas.

THE WOODS, p. 71.—Diverging sentiments in music and words. Gaiety in music and sober reflections in poetry, acting upon each other, p. 133. Structure of a part-song, p. 146. Dramatic effect—the fading away of a dream, p. 132. The vowel *ee*, p. 13. The normal force (see p. 98) of this piece should be *p* and the movement a gentle *legato*. The second verse may be *mf* for the sake of a little contrast, but the third must resume the *p*, and the close should

be very soft and soothing. Study in "How to Observe," 7D, p. 103, 4D, p. 98.

HOME, O WHERE IS THY BREST HAVEN, p. 74.—The study of vocal accompaniment, p. 100, and Ex. 218. Passionate utterance, explosive tone, p. 134, and Ex. 257. Where the soloist is silent, let the accompanying parts sing out with fuller voice, see "Subordination of parts," p. 100. Study in "How to Observe," 4R, p. 104, 4L, p. 95, 3R, p. 106, 4R, p. 104, 9D, p. 96, 8R (ornamentals), p. 109, 4L, p. 95. Tenors to use thin register on *m'*, p. 75, sc. 2, m. 2.

THE STOUT-LIMBED OAK, p. 77.—Musical form of a glee, p. 146. Delivery of cadences, p. 103. Delivery of bold passages, Ex. 258. Unison passages, p. 103. In the first movement of this glee all the "parts" claim in turn to be prominently heard. Notice in this way S, sc. 2, m. 1; C, sc. 2, m. 3; B, sc. 3, m. 3; T, sc. 4, m. 1. Then S and C together, sc. 4, m. 3; B, sc. 5, m. 1. The two-part passages on p. 78 must have both the voices perfectly together. Tenors should mark for thin register m. 3; sc. 2, m. 1, 2; the note *m'*, sc. 4, m. 2; sc. 5, m. 2, to p. 78, m. 3, and all the last phrase.

MORNING PRAYER, p. 79.—Piano singing in unison, Ex. 230. See "piano passages," p. 98, and "unison passages," p. 103. Structure of a part song, p. 146. Solemn effect of *ma* introducing or invoking *p* in all the parts, p. 133. A shout of thankfulness, Ex. 256. Notice in verse 3 an alteration of the air, m. 8, 9; and of the harmony throughout. The *s'* should be sung by first sopranos only, and they should be careful to give it in the small register. The *forte* outburst at beginning of each verse should be finely delivered. Especially the bass, which in verses 1, 2, leaps an octave in the first two notes, thus *d' j d'*. The expression is constantly varied, and should be carefully studied. See "How to Observe," *ma FE*, p. 113, *de L*, p. 114, *7 de L*, p. 115. Thin register should be used by T in the phrase beginning at the end of m. 9; in corresponding part of verse 2; also in fourth line of v. 3, p. 80, sc. 5, m. 2.

YE SPOTTED SNAKES, p. 81.—Musical form—the glee, p. 146. *Legato* singing, p. 103. Soft and light *staccato*, p. 103. *Sforzando* for sudden exclamation, p. 133. Dramatic representation of terror. Secure marked entry (although *p*) in the syncopated notes, m. 5, 6, 7. The two transpositions, p. 83, sc. 2, need careful practice, and still more does the transitional modulation, p. 83, sc. 4, and its return on the chord *de l*.

(Picardy Third.) See "How to Observe," p. 114, and par. 98, p. 88. Tenors use thin register, m. 5, p. 2, to sc. 3, m. 1. Page 82, sc. 2, m. 1, p. 3 to m. 4 p. 1. Page 83, sc. 4, m. 2; sc. 5, m. 2, p. 4 to m. 3, p. 3. Page 84, m. 4, p. 2 to sc. 2, m. 4, p. 3. Beginning of sc. 4 to m. 4, p. 3; and beginning of sc. 5 to m. 2, p. 2.

O SAVIOUR OF THE WORLD, p. 85.—Musical form of the anthem, p. 145. Prayerful utterance, Ex. 228. Increasing force on repeated tones, p. 99. Important words to be made prominent, p. 133. Humble supplication, Ex. 260. Unison passages *piano*, pp. 98 and 103. The transition to third flat, p. 86, sc. 1, is difficult, as it commences with an upward leap of an octave in S, and of a seventh in B. In the chromatic unison, p. 87, sc. 4, nothing can help the singers but a strong sense of the note s, on which the repeated *la* resolves. Study in "How to Observe," 97F, p. 106, 7SE, p. 78, 974S, p. 103. Tenors should use thin register on the word "O," p. 85, sc. 5, and p. 87, sc. 1.

THE SHEPHERD'S LAMENT, p. 88.—*Sforzando* tones expressive of passionate

excitement, p. 133. Musical form of a part-song, p. 146. *pp* in detached notes expressive of deep sorrow, p. 132. The rhythm of sc. 3 should be well practised as a time-model of several passages following. The whole piece depends upon true intonation of chromatics. Study such chords as ¹⁶maLa, p. 89, sc. 5, in the light of "How to Observe," p. 118. In the transitional modulations, p. 90, practise each part separately, then two or more parts combined, and finally altogether in *slow time*. Study in "How to Observe," ¹⁶maLa, p. 118, m FE5, p. 118. Tenors should use thin register on the four last notes, sc. 1, and on a similar passage, p. 90, sc. 4, m. 2; also on the triplet, p. 89, sc. 1, m. 3.

SAVIOUR, BREATHE AN EVENING BLESSING, p. 91.—Subordination of parts, Ex. 216. Solemn thoughts, Ex. 260. Melody transferred to different parts, p. 100. Expression of a sense of safety in God's care, Ex. 257. Study the normal force of this piece. The time must be firmly kept, without drawing. In the transition to fourth flat minor, p. 92, m. 4, the first chord has been already sung, which lessens the diffi-

culty. Watch all the distinguishing tones as they appear. Look to the tenor, sc. 3, m. 1, 2. Study in "How to Observe," 74R, p. 103, 76R, p. 58, 94D, p. 97, maD, p. 116.

LOUD THE STORM WIND, p. 93.—Subdued description changing to the excitement of terror, p. 133. The representation of calm after storm, Ex. 260. Form of repeated tones, Ex. 214. See difficult intervals in S, p. 94, sc. 2, m. 1, 2, sc. 5, p. 1 (the latter will be most easily got by making the transition on previous note, "s.") Practise well the *p. cres.*, *f.*, p. 93, sc. 1, 2; page 94, sc. 3, 4. Try the parts separately at p. 95, sc. 4. *First sopranos only* should sing the highest part in this piece, using the "small register" for re m p. 94, sc. 4. The continuous high passages, like that at page 95, sc. 2, 3, 4, are very trying, and good intonation is impossible if any but pure *first* sopranos take that part. Study the many discords and chromatic chords in the 12th and 13th steps of "How to Observe." On p. 93 will be found 7SE. On p. 94 7T, 7deJ, 7eK, reJ, 4baM. On p. 95 76E

INDEX.

For Index to Music see page 320, at end.

PAGE	PAGE
Accent, cadence, and the over-fifth, Effect of 83	Chord, A 4
—, Medium 88	— exercises 5
— or stress 6	— relation 87
— and pulses in speech 63	D 20
Accidentals 88	S 20, 27
—, Rare 88	7S 46, 48
Accidental sharps and flats 160	4S 27
Accompaniment, Humming 100	R 45
Adjacent keys in transition 50	E 46
Advanced rhythms 177	7R 46
— transitions 197	L 46
Agility of voice 151	T 46
Analysis, Parsing or, of musical form 70	M 46
Anthems 145	—, Ambiguity of 46
Anticipation tones 68	—, Constitution of 27
Appoggiatura 155	—, Disguised and chromatic 83
Articulation, An 60	—, Major, minor, & diminished 46
— error exercises 62	—, Mental effects of 44
— exercises 62	—, Positions of 26
—, Modes of 60	—, The two principal 20
—, Organs of 60	Chromatic chords, Disguised and 83
—, Qualities of an 60	— effects 52
—, Double 60	— tones 160
—, Lip 60	—, stepwise motion 160
—, Table of English 61	—, leaps 160
—, Tip-tongue 60	—, transitional models 161
Ascending passages 99	—, Intervals 161
Aspirate H, The 60	—, resolutions 83, 104
Attack and release 95	Classification of voices 29
	Collective reading 15, 63
	Compass of voices 29, 109
	Congenial tones 101
	Consecutive fifths 84
	Consonances 36
	Consonant, How to sing a 61
	Constitution of chords 27
	Continued tones 7
	Contralto 108
	C position of chords 48
	C, Remembering 29, 59
	Crescendo 97
	Degrees of force 96
	Descending passages 99
	Dictation 12, 77
	— exercises—fifth step 116
	Diminuendo 97
	Diphthongs 142, 144
	Discords 21
	Disguised and chromatic chords 83
	Dissonance of <i>r</i> against <i>d</i> 36
	— of <i>f</i> against <i>s</i> 36
	Dissonances 68, 104
	—, Anticipation tones 68
	—, Forestrokes 68
	—, Full-pulse 69
	—, Guiding tones 68
	—, Hanging tones 68
	Dissonances, Part-pulse 68
	—, Passing tones 68
	Distant removes 130
	Distinguishing tones 50, 103
	Dominant, Tonic and 20
	Double articulations 60
	Double-bars 8
	Doubling and omission of root, third, and fifth 27
	Doric or ray mode, The 85
	Duain 69
	Ear exercises 12, 21, 42
	—, exercises, Time 42
	Eighths of a pulse 110
	Elementary certificate 42
	— graded time exercises 169
	— transitions 185
	Enunciation exercises 61
	Equal voices, Music for 149
	Error exercises 62
	Explosive tones, Pressure and 97
	Expression 80, 94
	—, Dramatic effect 131, 132, 138
	—, Excited emotion 131
	—, exercises 132, 134
	—, Gaiety 133
	—, Gladness 131
	—, Grand ideas 132
	—, Joyful praise 131
	—, Loud and quick 131
	—, Loud and slow 132
	—, marks 96
	—, Meditation, description, or repose 132
	—, Playful cunning 133
	—, Sadness 132
	—, Soft and quick 133
	—, Soft and slow 132
	—, Soft to loud 133
	—, Subdued emotion 132
	—, Worship 132
	—, Unnatural straining after 131
	Extended mod. dator xi
	—, Use of 162
	—, transition 53
	Fah and Lah, Mental effects of 28
	—, The chord of 45
	Fifth, Omission and doubling 27
	— and fourths 21
	— step 81
	Finger signs for time vii
	First step 1
	Flats—first presentation 160
	Flattening, Causes of 109
	Force, Application of 97
	—, Degrees of 96
Bass, First and second 109	
Beating time 7, 65	
Beating twice to the measure 24	
Blending of registers 67	
Boys' voices 107	
Brackets 8	
Break, Sol-fa'ing the 110	
—, The lesser 107	
Breath, the proper management of 107	
Breathiness 95	
Breathing places 9, 16, 30, 149	
Bridge-tones 51	
Cadences 48, 69, 103	
Cadence and the over-fifth, Effect of accent 83	
Cadence transition 52	
Cadential movement of the bass, The 52	
Canon, The 146	
Cantata, The 149	
Chant, The 144	
Chanting 27, 35, 47, 63, 83, 93	
—, Division of words for 35	
—, Teaching 36	
Chest, Klang, tuning 14, 26, 45, 81, 117	
Choral contrivances 149	

	PAGE		PAGE		PAGE
Force, Effect of speed and	130	Manual signs	viii	Oblique forestrokes	68
Forestrokes, Horizontal	68	Marked entrance	100	Octave marks	29
— Oblique	68	Measure	6	Octaves and unisons	21
— Waving	68	Mechanism and feeling of the		— or replicates	29
— Unprepared	68	registers	107	Omissions and doubling of root,	
Forté passages	98	Mechanism of the vowels	136	third, and fifth	5
Four-pulse measure	18	Medium accent	100	Opera, An	148
Fourth step	45	Melodic imitations	18	Operatic choruses	146
Fourths, Fifths and	21	— phrasing	98	Optional tones	32
Fugal passages, Parsing	104	Melodic tendency to transition	50	—, Recognition and man-	
Fugue	147	Memorising the three keys	77	agement of	68
—, Counter-subject	147	Memory patterns	77	Oratorio, The	149
—, Organ points or pedal	147	—, Pointing from	77	— choruses	146
—, Response or answer	147	— singing	77	Organ tone	97
—, Stretto	147	—, Writing from	77	Organs of articulation	60
—, Subject, The	147	Mental effect	viii, 4, 15	Oscillating transition	117
Full-pulse dissonances	69	— effect and speed of movement	28	Over-fifth, Effect of accent, cadence,	
		— effects of transition	51	and the	83
		— effect of tones changed by			
Glee, The	146	transition	50	Parsing, Examples of	70
Glide, The	61	Me, The chord of	46	— fugal passages	104
Glottis, Shock of the	1	Metronome, The	33	— or analysis of musical form	70
Good tone	1	Minor mode phrases	205	Partial dissonance, The	36
Grave Ray, The	46	— chords and 'S, Constitution of	48	Part-pulse dissonances	68
Guiding tones	68	Minor mode, Difficult intervals in	161	Parts, Exchanging	5
		— exercises	87	—, Naming of	30
H, The aspirate	60	—, The modern	86	—, Subordination of	100
Half and two quarters	34	Missed Transition	53	"Parts," Voices and	108
Half-pulses	7	Modes of articulation	60	Part-song, The	146
Half-pulse, The silent	34	— The	64	Passing tones	21, 68
Hanging tones	68	Modulation	88	— transition	53
Hold, The	28	—, Transitional	88	Pattern	3, 19
Horizontal forestrokes	68	Modulator	x, 9, 117, 123	Perfect method, The	51
How to sing a consonant	61	—, Extended	xi	Periods, phrases, sections	69
Humming accompaniment	100	— teaching, Importance of, in		Phrases, sections, periods	69
Hymn tunes	144	— transition	53	Phrasing of words	135
		— voluntaries	xi, 42, 77	Piano passages	96
Imitation	36	Modulators to illustrate transition	50, 51	Pitch	3
Imitative sounds	101	—, transition, How to construct	50	Pitching tunes	29, 59
Imperfect method, The	52	—, Voice	106	Plagal cadence	48
Impurity of tone	2	Motion of parts, Relative	36	Pointing from memory	12, 24, 77
Intermediate graded time exercises	173	Muscles at the sides of the lungs,		— on the modulator	37
— transitions	189	Training the	3	Portamento	150
Intervals, Chromatic	161	Musical expression, Exercises in	100	Position in singing	2
Inversions of intervals	21	Musical form	69	— of chords	26
		—, Anthem	145	Preceptor, Hints to the	94
Key-tone	3	—, Canon	146	Pressure and explosive tones	97
Klang exercises	117	—, Cantata	149	Principal chords, The two	20
		—, Chant	144	Prolonged single tones	99
Laaling	8	—, Fugue	147	Pronunciation exercises	62
Laa voluntaries	37	—, Glee	146	Public speaking, Pulses and accents	
Lah and Eah, Mental effect of	28	—, Hymn tunes	144	in	63
—, The chord of	46	—, Madrigal	146	Pulse-and-a-half tones	18
Larynx, Training the	3	—, Opera	148	Pulses	6
Legato	97	—, Operatic chorus	146	— and accents in speech	63
Lesser breaks, The	107	—, Oratorio	149	—, What is a	64
Lip articulations	60	—, Oratorio chorus	146		
Loud and quick	131	—, Parsing or analysis of	70	Quadrain	69
— and slow	132	—, Part-song	146	Qualities of an articulation	60
Lower thin register, Recognition of	33	—, Recitative	148	Quarter-pulse, The silent	64
— thin register, Strengthening	33	—, Response	144	— tones	18
of the	83	Music for equal voices	149	Questions, First step	13
				—, Second step	25
M. 60, remembering	34, 66	Names and signs	3	—, Third step	43
Madrigal, The	146	Natural voice, The	156	—, Fourth step	78
Major, minor, and diminished		Ninths of a pulse	110	—, Fifth step	114
chords	46	Normal force	98	—, Sixth step	157
		Notation of transition	51		

	PAGE		PAGE		PAGE
R ^l , The trilled	90	Sol-fa-ing the break	110	Transition, Introductory lesson	49
Rapid passages	102	Soprano, First	108	—, Melodic tendency to	50
Rare accidentals	88	Small register, The	105	—, Mental effects of	51
— divisions of time	110	Speaking in time	7	—, Missed	53
Rate of movement, Sustaining the	33	Speaking registers	107	—, Modulators to illustrate	50, 51
Ray mode, The doric or	85	Speed and force, Effect of	130	—, Notation of	51
Ray, Te. Mental effects of	15	Speed of movement and mental effect	28	—, of one remove, Exercises in	52
—, The chord of	46	Staccato and detached tones	97	—, Passing	53
—, The grave	46	Standard scale of pitch, The	28	—, Reception of	49
Recitation	59	Steps of the scale, The	48	—, Returning	51
— Arranging	93	"Strain"	69	—, Signature of	51
Recitative	148	Strength of voice	153	—, Three removes	123, 124
Registers	31, 66	Subordination of parts	100	—, Two removes	117, 118
—, Blending of	67	Surprise cadence	48	Triain	69
—, Exercises for strengthening	67	Swell, The	97, 155	Trill, The shake or	155
—, Mechanism and feeling of the	107	Syncope	34, 103	Tritone	60
—, Recognition of the first or thick	67	TAAFO	34	Time	3, 8, 15, 20
—, The small	105	Taatai	7	Tune-lasing	8
—, Speaking	107	Taata-ing	7	Tunes, Pitching	20, 59
—, Strengthening the thick	107	— in tune	10	Tuning exercises	14, 26, 45, 81, 117
Relative motion of parts	96	Taatai taa	34	Turn, The	156
Release, Attack and	95	Taataitee	64	Two part singing	6
Remembering C ^l	29, 59	Taatefe	34	— pulse measure	8
Repeated notes	99	Table of English articulations	61	— quarters and a half	34
Replicates, Octaves or	5	Tafatese	64	— removes	117
Resolution, Chromatic	83	Te and ray, Mental effects of	28	Vocabulary of musical terms	163
Resonances, The	149	—, The chord of	46	Vocal klang, Production of pure	3
Response, The	144	Tenor, First	108	— exercise	14
Returning transition	51	Tenors, Thirds, Sixths and	21	Voices and "parts"	106
Rhythm	6	Thick register, The	67	Voice, Agility of	151
Root, Omission and doubling	27	— Strengthening the	67	Voices, Boys'	107
Rounds	16	Third, Omission and doubling	27	—, Classification	29
Saa and sai	34	Thirds of a pulse	64	—, Compass of	29
Safatefe	64	Thirds, sixths, and tenths	21	—, Delivery of the	95
Scale of English vowels	137	Third step	26	—, Downward cultivation of	155
— of pitch, The standard	26	Three-pulse measure	7	—, Examination of	81, 108
—, The	28	Three-quarter-pulse tone, The	34	—, modulator	106
—, The steps of the	48	Three removes	123	—, Quality of	105
Second step	14	Timbre	1	—, training	1, 2, 14, 45, 81, 156
Sections	48, 69	Time	6, 18, 33, 64	—, training exercises	151, 153
Seven-ray, The chord of	47	— and rhythm	6	—, Strength of	153
Seven-soft, The chord of	46	— chart	x	Voluntaries, Laa	37
Sforzando	97	— laaing	8	—, Modulator	42
Shake or trill, The	155	— names	6	Vowels	136
Sharps, first presentation	180	—, Rare divisions of	110	— Exercises	137, 142
Sight-lasing	77	—, Tongue articulations	60	— Fifth group, UO, O	141
Signature of transition	51	Tonic and dominant	20	— First group, AA	137
Signs, Names and	3	Training the muscles at the sides of the lungs	3	— Fourth group, U, A, E, I	139
Silent pulse	18	Transitional modulation	88	—, Mechanism of the	136
— quarter-pulse	64	—, Adjacent keys in	50	—, Scale of English	136
Single tones, Form of	103	Transition, Cadence	50	—, Second group, AU, OA, OO	138
Sixth step	117	—, Distinguishing tones of	50	—, Third group, AI, EE	139
Sixths and tenths, Thirds	21	—, Distant removes	130	Waving forestrokes	68
Sixths, eighths, and ninths of a pulse	110	—, Extended	53	Words, Phrasing	135
Soft and quick	133	—, Importance of modulator teaching for	53	Writing exercises	12
Soft to loud	133			— from memory	12, 24, 77

INDEX TO STANDARD COURSE EXERCISES.

#0.	PAGE.	NO.	PAGE.	NO.	PAGE.
78 A hale old man	22	247 Good night	121	126 Now unto him that is able	47
99 All the springing flowers.....	31	143 Great is the Lord.....	57	144 O'er the dark wave of Gallilee	58
172 Amen. <i>Albrechtsberger</i>	72	171 Hallelujah. <i>Mainzer</i>	71	111 Oh! give thanks.....	37
114 Amen. <i>Mainzer</i>	39	117 Hallelujah. <i>Mainzer</i>	40	245 Oh! I'm the boy.....	119
178 And I heard.....	82	141 Hallelujah. <i>Natorp</i>	56	139 O little child lie still.....	55
119 Art thou poor	41	118 Hallelujah, Amen. <i>Mainzer</i>	40	248 On the woods	122
193 Assyrian came down, The	91	173 Hark! 'tis the cuckoo's voice... ..	72	135 O Saviour, go beside us	54
123 Behold how good	47	177 He is despised	82	189 Our life is ever.....	89
115 Bird of the wilderness	39	125 Ho, every one that thirsteth ..	47	251 Peaceful slumbering	124
140 Blest be the hour	56	246 Holy, Holy	126	112 Peace, lovely peace	57
191 Christian's parting word, The	90	170 Hosannah	71	134 Praise to God	33
255 Come Fays and Fairies.....	128	145 I love my love	58	234 Praise to our God	112
80 Come gentle May	23	116 In sweet music.....	40	113 Praise ye the Lord	38
137 Courage	54	194 Jewish Captives, The	92	65 Scotland's burning	16
173 Cuckoo, The.....	72	98 Labour's strong and merry	31	175 The sea for me.....	75
79 Daisy, The	23	191 Let me go	40	86 Sing it over	16
137 Dangers do not dare me	54	79 Little flower with starry brow ..	23	115 Skylark, The	39
193 Destruction of Sennacherib, The ..	91	136 Lo! my Shepherd's hand	54	283 Sound the loud timbrel	126
101 Doh, ruy, me	32	124 The Lord bless thee	47	69 Sow in the morn thy seed	17
192 Drive dull care away.....	91	179 Lord have mercy upon us	83	252 Stars are given us	125
188 Farewell, my own native land.. ..	88	135 Lord, while for all	112	190 Summer is gone	89
194 Far, far from home	92	235 Love thy neighbour	52	97 Sun of my soul	30
78 Farmer John	22	100 Lullaby	31	120 Tell me where the Fairies dwell ..	41
195 Forgive thine enemy	93	251 Lullaby, The	124	142 Through the day.....	57
70 Fret not thyself	17	174 Maytime, The	78	254 True love	127
233 Give unto me	111	67 Morning bells	17	145 What is the meaning of the Song? ..	58
103 Glad hearts and free	32	252 Music of the Spheres.....	125	77 When lands are gone.....	22
68 Gone is the hour of Song	17	248 Night song	122	120 Where do the Fairies dwell! ..	41
				102 Who comes laughing	32

INDEX TO ADDITIONAL EXERCISES.

	PAGE.		PAGE.		PAGE.
Angel of Hope	264	Higher will we climb	212	Quail Call, The	230
At first the mountain rill	269	Home, O where is thy	290	Rise, my soul, adore thy Maker	249
Awake, Æolian Lyre	278	Hope will banish sorrow	228	Saviour, breathe	307
Away to the forest	257	How beautiful the sunshine... ..	228	Shepherd's lament, The.....	304
Bon accord.....	227	How lovely are the messengers	518	Spring, The	266
Chants for Third Step	216	If I had but two little wings	261	Spring life	219
Chants for Fourth Step	216	Jackson's Evening Hymn.....	218	Stout-limb'd oak, The	293
Chordal Exs. First Step	209	Lord, in this Thy mercy's	249	Sunshine after rain	260
Come, Freedom's sons	229	Loud the stormwind	309	Sweetest, fairest	214
Come, let us all	240	May is coming	915	Sweet summer-time.....	210
Cuckoo, The	225	May-time, The	221	Sw'll the anthem	209
Father, my spirit owns	250	Morning Prayer	295	Swiftly from the mountain's	245
Fortune hunter, The	220	Music in the valley	211	Theme sublime	282
Gipsy's tent, The	251	My lady is as fair as fine	237	Thou shalt show me	223
God speed the right	217	Nearer, my God, to Thee	250	Time for joy, The	231
Going home	218	Night around	238	Waits, The.....	224
Hallelujah, Amen	242	O Saviour of the world.....	301	We fly by night	236
Harvest home	255	O the joy of spring	273	Where the gay dreams	231
Hear me when I call	233			Woods, The	287
Heaven is my home.....	215			Ye spotted snakes	297

MUSIC FOR SCHOOLS.

SINGING TUTORS (O.N. & Sol-fa).

CODE MUSIC DRILL, Parts I, II, III, Sol-fa, 2d. each. Part IV, Staff, 2d. Adapted to the various Standards.

YOUNG VOICES: An Elementary Course of Exercises for Schools, in Tonic Sol-fa, 2d.

THE ROYAL SONGSTER, Part VII: An Elementary Course for Schools on the Tonic Sol-fa Method. Price 1d.

CROTCHETS AND QUAVERS, Part I. An introduction to the Staff Notation; principally for Schools. Price 3d.

THE YOUNG CHORISTER. By A. L. COWLEY. Part I, Steps 1, 2, 3; Part II, Recapitulation of Steps 1-3; Part III, Steps 4 & 5; Part IV, Additional Songs for Practice and Introduction to O.N. Each Part, 3d.; complete, 1s. Examination or Home Lesson Sheets, 1s. 6d. per 100; 2s. assorted; 20 sheets in wrapper, 6d.

THE BLACKBIRD, Part I. A Graded Course of Exercises and Tunes. Price 2d.

ACADEMY VOCALIST, Parts I and II, 6d. each. A Graded Course for High Schools.

HIGH SCHOOL VOCALIST, First Course. In wrapper, 6d., or in 1d. numbers.

THE EDUCATIONAL VOCALIST. By A. ADAMSON. Part I, for Div. I, 1d.; Part II, for Div. II, 1½d.; Part III, for Div. III, 2d.; Part IV, for Div. IV, 3d.; Complete, 8d. AUXILIARY MUSIC CARDS, Packets I, II, III, and IV, 6d. each.

THE CALL TO SONG. A Pocket Edition or Class Book reproducing the Educational Music Charts, with an Appendix of Voice Exercises, Rhythms, and Certificate Requirements. Price 4d.

FOR P.-T.'S MUSIC EXAMINATION.

MUSICAL THEORY, Book I, for 1st and 2nd Years; Book II, for 3rd & 4th Years, 4d. each.

WATSON'S NEW CODE MUSIC CARD (both notes). 2d. WATSON'S PUPIL-TEACHER'S HANDY-BOOK of Government Music Questions; with their answers. Both notations, 6d.

PUPIL-TEACHER'S ELEMENTARY CLASS-BOOK. Sol-fa, 4d.

PUPIL-TEACHER'S NOTES. For the Government syllabus. By W. H. STANTON. Sol-fa, 3d.

FOR TEACHER'S OWN USE.

HOW TO EARN THE MUSIC GRANT. By AN INSPECTOR of Schools. Price 4d., Sol-fa.

CODE SINGING TESTS (O.N. or Sol-fa), for the teacher to give orally or copy on the blackboard. Not for a class-book. Revised edition. Price 4d.

TRAINING COLLEGE MUSIC TESTS. By JAMES THOMSON, M.R.A.M., 3d., both notes.

SCHOOL SONG BOOKS.

ROYAL SONGSTER, Parts I to VII, 1d. each. No. 7 is an Elementary Course; Nos. 1-6 contain pieces in two parts, graded to suit the different standards.

IMPERIAL ACTION SONGS. New words, the Music arranged by FREDERICK JAMES, Mus.B. O.N. with accompaniment, the voice-part in Sol-fa over the Staff. Parts I and II, each 2s. 6d.

SCHOOL GLEES. Arranged by A. L. COWLEY for S.S.C. Sol-fa, 6d.

For CHARTS, MODULATORS and APPARATUS, &c., see "Complete Catalogue," post free on application.

SONGS OF THE ROYAL NAVY. Edited by G. W. BISHOP. Partly in unison and partly in two parts, with three-part choruses. Sol-fa, paper covers, 6d.; cloth limp, 8d.

VILLAGE SONGS. By C. A. KERN. Fifty songs for Junior Schools. Pianoforte Score, 1s.; Sol-fa, vocal score, 4d.

INFANT SCHOOL SONGS. A new collection of School Songs; either notation, in cloth, 1s. 6d. Pianoforte edition, O.N., 6s.

CHILDHOOD'S SPRING. Forty-eight little songs with easy pianoforte accompaniment. By A. STRUTH. O.N., 1s.; Sol-fa, 4d.

GERMAN TWO-PART SONGS, set to English Words. 1st, 2nd, and 3rd Series. Each series, Tonic Sol-fa, 4d.; O.N., vocal score, 6d.; with pianoforte accompaniment, 2s. 6d.

GERMAN TRIOS, set to English words. 1st and 2nd Series. O.N., 6d.; Sol-fa, 4d. Pianoforte Edition, O.N., 2s. 6d. each.

FRENCH TRIOS, set to English words. Tonic Sol-fa, Series I, II, & III, 4d. each.

MENDELSSOHN ALBUM. High class school songs of moderate difficulty for S.C. Parts I, II, III, O.N., 6d.; Sol-fa, 4d. each.

SCHLETTERER ALBUM. High class school songs for S.C. Parts I & II, each, O.N., 1s. 6d.; Sol-fa 4d.

LEIPZIG ALBUM. Two-part songs by German composers for use in Colleges and Schools. Parts I and II, each, 1s. 6d.; Sol-fa, 4d.

PATRIOTIC SONGS FOR SCHOOLS. Sol-fa, 3d. NIGHTINGALE. Parts I, II, III, Sol-fa, 3d. each.

SONGS OF WORK AND DUTY. Sol-fa, 3d. CRAMPTON'S SCHOOL SONGS. Sol-fa, 4d.

THE ROUNDelay. Parts I & II, cloth limp, 6d. each. GRADED ROUNDS AND CATCHES. O.N. or Sol-fa, 3d.

TRIOS FOR EQUAL VOICES, 1st and 2nd Series. Tonic Sol-fa, 1s. each, in cloth; or in 18 numbers, 1d. each.

MOTETS FOR EQUAL VOICES, Sol-fa, 6d. SONGS AND TUNES FOR EDUCATION. O.N., 2s. 6d.;

Sol-fa (S.C. only), 1s.; cloth, 1s. 4d. Words only, 4d. POCKET GLEE BOOK. Sol-fa; cloth, 1s. 6d.

STANDARD SONGS. Part 15. Duets by Mendelssohn, &c. Part 16. Fifty-five songs arranged for two parts. Sol-fa, 6d. each.

BLACKBIRDS. Parts I to IV. 2d. each. LINNET. For Infant Schools. Part I, 3d.; Part II, 4d.

YOUNG VOICES. Parts 2 and 3. 2d. each. CROTCHETS AND QUAVERS. Parts II & III. School

songs in O.N., in two parts. 3d. each. HIGH SCHOOL VOCALIST. 2nd Course, 4d.; 3rd Course, 6d.; 4th Course, 8d.; or in penny numbers.

DEANE'S SIX TRIOS FOR SCHOOLS. Sol-fa, 3d.; O.N., 9d. TWELVE CHILDREN'S SONGS. By EMMA MUNDELLA. Sol-fa, 2d.; O.N., 1s.

TONIC SOL-FA REPORTER, Nos. 16, 20, 21, 23, 25, 36. 40, 44, 57, 364-381, 385, 386, 393. 1d. each.

FRENCH & GERMAN SCHOOL SONGS.

LA LYRE DES ECOLES. Edited by Mrs. J. S. CURWRN. 64 songs for S.C. Staff or Sol-fa, 6d. Pianoforte edition, O.N., 2s. 6d.

DEUTSCHER LIEDERGARTEN. Edited by J. S. CURWRN. O.N. 58 songs in two parts, 6d.; piano edit., 2s. 6d.

J. CURWEN & SONS' MUSICAL SERIES

IN BOTH NOTATIONS.

<p style="text-align: center;">Anthems of Praise.</p> <p>Anthems for Church Choirs; a new one on the first of each month. <i>O.N. or Tonic Sol-fa, 1d. each.</i></p>	<p style="text-align: center;">St. Paul's Music Leaflets.</p> <p>Original pieces for Sunday Schools, Church Choirs, &c. <i>Both notations (4 pages), 1d.; 9d. per doz.; 50 for 2s. 6d.</i></p>
<p style="text-align: center;">The Choral Handbook.</p> <p>Old Notation Choruses, Gleees, Part-songs. Sol-fa editions in Sol-faist's Handbook, "Reporter," &c., at 1d. and 1½d. <i>Prices 1½d. to 4½d. per number; or in Parts (32 Nos.) 5s. each.</i></p>	<p style="text-align: center;">The Church Choralist.</p> <p>Anthems and Services by various composers. An edition in either notation. <i>Price: Numbers, O.N., 1½d. to 6d.; Sol-fa, 1d. and 1½d. Parts (18 Nos.), O.N., 2s. 6d.; Sol-fa, 2s. each.</i></p>
<p style="text-align: center;">Sacred Quartets.</p> <p>Well-known hymns set to music for a Solo voice, with Quartet at the close. Both notations. Ninety-six numbers ready. <i>Price 1½d. each; or in two Vols., 4s. each.</i></p>	<p style="text-align: center;">Sacred Music Leaflets.</p> <p>Short Sacred Part-songs and Hymns. Old Notation on one side, Sol-fa on the other. <i>Price ½d. each; 3d. per doz.; 1s. per 100; 1s. 6d. assorted (4 Nos.). Parts (32 Nos.), 6d. each.</i></p>
<p style="text-align: center;">The Apollo Club.</p> <p>Choruses, Gleees, Part-songs, &c., for Male Voices. Old Notation. Sol-fa editions in Apollo Club (Sol-fa), and "Reporter," at 1d. and 1½d. <i>Prices 2d. to 6d. per number; or in Parts, (32 Nos.) 5s. each.</i></p>	<p style="text-align: center;">Apollo Leaflets.</p> <p>Short Part-songs, &c., for Male Voices. Old Notation. Tonic Sol-fa editions can be had. <i>Price 1d. each; or in Parts (25 Nos.), 1s. 6d. each.</i></p>
<p style="text-align: center;">Choral Leaflets.</p> <p>Short Part-songs. Old Notation on one side, Sol-fa on the other. <i>Price 1d. each, or 50 for 2s. 6d., assorted, 3s. 6d.; or in Parts (32 Nos.), 1s. each.</i></p>	<p style="text-align: center;">Christmas Music Leaflets.</p> <p>Christmas and Easter Carols and Part-songs, sacred and secular. Old and new notations back to back. <i>Price 1d. each, or 50 for 2s. 6d.; assorted, 3s. 6d.</i></p>
<p style="text-align: center;">Anthem Leaflets.</p> <p>Short full Anthems. Separate editions for Old Notation and Tonic Sol-fa. <i>Price 4d. per doz.; 1s. 6d. per 100; assorted (4 Nos.), 2s.; single copies, ½d.; or in Parts (32 Nos.), 6d. each.</i></p>	<p style="text-align: center;">School Music Leaflets.</p> <p>Short Part-songs. Old Notation on one side, Tonic Sol-fa on the other. <i>Price ½d. each, 3d. per doz.; 1s. per 100; 1s. 6d. assorted (4 Nos.). Parts (32 Nos.), 6d. each.</i></p>
<p style="text-align: center;">The Temperance Vocalist.</p> <p>Solos with Pianoforte Accompaniment and generally with Chorus, for Temperance Gatherings. Old Notation, with Tonic Sol-fa voice part. <i>Full Music Size, price 3d. each.</i></p>	<p style="text-align: center;">Choruses for Equal Voices.</p> <p>Part-songs, Choruses, Anthems, Vocal Marches, &c., for S.C., with accompaniment. <i>In numbers: O.N., 1½d. to 6d.; Sol-fa, 1d. and 1½d. Parts (32 Nos.): O.N., 5s.; Sol-fa, 2s. 6d. each.</i></p>
<p style="text-align: center;">Temperance Choruses.</p> <p>Longer pieces than those in the "Leaflets." Old and new notations back to back. <i>Price 1d. each; 50 for 2s. 6d.; assorted, 3s. 6d. Parts (32 Nos.), 1s. each.</i></p>	<p style="text-align: center;">Temperance Music Leaflets.</p> <p>Short Temperance Part-songs and Hymns. Old and new notations back to back. <i>Price ½d. each, 3d. per doz.; 1s. per 100; 1s. 6d. assorted (4 Nos.). Parts (32 Nos.), 6d. each.</i></p>
<p style="text-align: center;">Popular Cantatas.</p> <p>Over fifty ready. By T. M. Pattison, Booth, Root, Bradbury, Ogden, W. H. Birch, Rimbault, &c. <i>Editions in each notation. Prices various.</i></p>	<p style="text-align: center;">School Cantatas and Operettas.</p> <p>Over eighty of these now ready. By Booth, Pattison, Saroni, Stratton, Broad, &c. <i>Editions in each notation. Prices various.</i></p>

* * Detailed Catalogues sent gratis to any address.

LONDON: J. CURWEN & SONS, 8 & 9 WARWICK LANE, E.C. 12/01

COURSES OF LESSONS

ON THE TONIC SOL-FA METHOD.

The postage is given in brackets; those marked * can also be had in penny numbers.

- The Standard Course.** s. d.
 The Complete Work, in cloth [3d.] 3 6
 The Six Steps (instructions) [2d.] 1 6
 The Exercises, Rhythms, &c., are also sold separately at prices from 4d. upwards, according to size.
- Elementary Courses for Mixed Voices.**
 WITH INSTRUCTIONS AND TUNES.
 *The Sunday School Singer [4d.] 0 6
 *The Elementary Secular Course [1d.] 0 6
 *The Elementary Sacred Course [1d.] 0 6
- WITH EXERCISES AND TUNES ONLY.
 THE SONG PRIMER [4d.] 4d.
 A new course with exercises in unison and two-parts. A short cut to the Elementary Certificate. Concert pieces not provided. Aims at thorough drill. Pocket size (crown 8vo.) and stout cover.
 VOICES IN SONG [1d.] 6d.
 The latest course. The exercises are varied and comprehensive, and the pieces are carefully graded. In addition to other improvements, a number of specimen sight-tests are given for practice.
 THE CHORUS SCHOOL [1d.] 6d.
 Comprises several improvements on previous courses, and a large number of interesting exercises and pieces.
 THE SONG HERALD [1d.] 6d.
 Contains rounds, solfeggios, anthems, part-songs, elementary rhythms, &c., carefully graded.
 CHOIR TRAINING [1d.] 6d.
 The music is rather in advance of the other courses. The illustrative chants are a feature of this book.
 *THE CHORAL SINGER [1d.] 6d.
 A very popular course. Includes ninety-three exercises, rounds, part-songs, anthems, time and expression studies, illustrative chants, and the "Elementary Rhythms."
 *THE SINGING CLASS [1d.] 6d
 Contains several very popular anthems and secular pieces.
 *HOURS OF SONG [4d.] 4d.
 Shorter than the preceding courses. Has rounds and graded exercises.
 VOCAL HARMONY [1d.] 4d.
 The same length as "Hours of Song." Has proved a favourite course.
 *THE TEMPERANCE COURSE [1d.] 6d.
 This course now contains eighty part-songs, anthems, rounds, and exercises, all carefully graded according to the steps of Mr. Curwen's method.
 THE TEMPLAR'S COURSE [1d.] 6d.
 Containing a course of exercises, with Temperance part-songs, rounds, anthems, and choruses. May also be had in three 2d. numbers.
 GRADED SIGHT TESTS [1d.] 6d.
 A series of part-songs arranged according to the steps of the Tonic Sol-fa method for practice in sight-singing.
- Elementary Courses for Schools.**
 WITH INSTRUCTIONS AND TUNES.
 THE ACADEMY VOCALIST, Parts I and II [1d.] each 6d.
 Suitable for High Schools, Academies, Middle Class and Private Schools. Part I comprises instructions for 1st to 3rd Steps. Part II, comprises 4th Step, including Transition, Six-pulse Measure, &c.
 PUPIL-TEACHER'S ELEMENTARY CLASS BOOK [1d.] 4d.
 THE PUPIL'S MANUAL [1d.] (Cloth, 9d.) 6d.
 Ninety-one Exercises and Tunes in two-parts, with Rhythms and Bugle calls, and questions to be answered orally or in writing.
- *THE FIRST HIGH SCHOOL VOCALIST [1d.] 6d.
 THE YOUNG CHORISTER, Parts I to IV [1d.] each 3d.
 By A. L. COWLEY. In Parts, containing 40 pages, size of "Code Music Drill." Part I.—Steps I, II, and III. Part II.—Recapitulation of Steps I-III; Step IV as far as imperfect Sol-fa-ing. Part III.—Steps IV and V. Part IV.—Additional Songs for Practice, and Introduction to the Staff Notation, Cloth complete, 1/- Also EXAMINATION or HOME LESSON SHEETS for above. A Series of Twenty Sheets of Questions, with spaces for writing the various answers. Price 1/6 per 100; 2/- assorted; the 20 sheets in wrapper, 6d.
 THE EDUCATIONAL VOCALIST, Part I, for Div. 1, 1d.; Part II, for Div. II, 1 1/2d.; Part III, for Div. III, 2d.; Part IV, for Div. IV, 3d. Complete, 8d. By A. ADAMSON.
 AUXILIARY MUSIC CARDS, Packets I, II, III, & IV, 6d. each. SCHOOL COURSES with Exercises and Tunes only.
 For Standards I. to VI.
 THE CALL TO SONG [4d.] 4d.
 A pocket edition of the "Educational Music Charts," with an appendix of Voice Exercises, Elementary Rhythms, Certificate Requirements, &c.
 For Infant Schools.
 THE FIRST LINNET [4d.] 3d. | THE SECOND LINNET [4d.] 4d.
 For Junior Schools.
 THE IRISH TONIC SOL-FAIST [1d.] 6d.
 GRADED ROUNDS [4d.] 3d.
 THE FIRST BLACKBIRD [4d.] 2d.
 THE ROYAL SONNETS, Part VII [4d.] 1d.
 YOUNG VOICES, Parts I to III [4d.] each 2d.
 CODE MUSIC DRILL, Parts I and II [1d.] each 2d.
 For Senior Schools.
 THE SONG PRIMER [4d.] 4d.
 THE FIRST NIGHTINGALE [4d.] 3d.
 CODE MUSIC DRILL, Parts III and IV [1d.] each 2d.
 CROTCHETS AND QUAVERS, O.N., Pts. III & IV [1d.] each 3d.
 *SONGS AND TUNES FOR EDUCATION [2d.] 1s.
 In cloth [2d.], 1s. 4d. First Course [1d. for 3], 3d. Second Course [1d. for 3], 4d.
 *THE SECOND HIGH SCHOOL VOCALIST [1d. for 3] 4d.
 *THE THIRD HIGH SCHOOL VOCALIST (Advanced) [4d.] 6d.
 *THE FOURTH HIGH SCHOOL VOCALIST (Advanced) [1d.] 8d.
 *ARRANGED REPORTERS, No. 1 [1d.] 6d.
- Intermediate Courses.**
 INTERMEDIATE CLASS BOOK [1d.] 6d.
 For pupils preparing for the Intermediate Certificate of the Tonic Sol-fa College.
 INTERMEDIATE TRAINING [1d.] 6d.
 Intended as a connecting link between the Elementary Class and the Choral Society.
 *THE INTERMEDIATE SECULAR COURSE [1d.] 6d.
 THE INTERMEDIATE STANDARD [1d.] 6d.
- Introductory Exercises.**
 INTRODUCTORY EXERCISES, No. I [4d.] 4d.
 Rounds and two-part exercises, as far as the Fifth Step.
 INTRODUCTORY EXERCISES, No. II [4d.] 4d.
 Intended for psalmody purposes.
 INTRODUCTORY EXERCISES, No. III [4d.] 1d.
 Double the length of the preceding.
 THE SHORT COURSE [4d.] 2d.
 Its speciality is that all the exercises and tunes are printed in both old and new notations.
 *The first Number (1d.) of "The Choral Singer," "Hours of Song," or "The Singing Class," will also serve as introductory exercises.

STANDARD WORKS ON MUSIC.

- BOY'S VOICE, THE.** By J. SPENCER CURWEN. Price 2/6; postage 1/4d. A book of practical information for choir-masters, with hints from choir-trainers.
- CANDIDATE IN MUSIC, THE.** By H. FISHER, Mus. D. Price, in paper, 2/-; in cloth, 2/6; post. 1/4d. A text-book of Musical Elements for students.
- CHORAL SOCIETY, THE.** By L. C. VENABLES. Price 3/-; postage 2/4d. A book of practical hints and experiences for the use of Conductors, Secretaries, &c.
- COMPANION FOR TEACHERS.** By J. S. CURWEN. Price 1/-; postage 1/4d. This work gives the school teacher all necessary information on the Tonic Sol-fa system.
- COMPENDIUM OF HARMONY.** By GEO. OAKEY, Mus. B. Price 2/-; postage 2d. Comprises the subject matter of the first half of the author's "Text-book of Harmony," the examples in Sol-fa only.
- FIGURED BASS.** By GEO. OAKEY, Mus. B. Price, limp cloth, 1/-; postage 1d. Explains figured bass in modern harmonies, and epitomises harmony.
- HANDBELL RINGING.** By C. W. FLETCHER. Price 2/6; postage 2d. Explains the method on which the "Criterion" Handbell Ringers play; shows how to organise and train troupes of handbell ringers, and gives exercises and tunes arranged for the bells.
- HANDBOOK OF ACOUSTICS.** By T. F. HARRIS, B.Sc., F.C.S. Price 4/6; postage 3d. A handbook for the use of musical students.
- HOW TO EARN THE MUSIC GRANT.** By AN INSPECTOR OF SCHOOLS. Price 4d., Sol-fa.
- HOW TO OBSERVE HARMONY.** By JOHN CURWEN. Tenth edition with appendix. Price 2/-; postage 2d.
- HOW TO READ MUSIC.** By JOHN CURWEN. Twenty-four chapters, pp. 128. Eighth edition. Price 1s.; postage 1/4d. Teaches sight-singing by the Tonic Sol-fa system, then applies the knowledge gained to the Old Notation, and teaches that thoroughly.
- HYMN LOVER, THE.** By the Rev. W. GARRETT HORDER. Price 7/6; postage 4/4d. An account of the rise and progress of English Hymnody.
- MANUAL OF ORCHESTRATION.** By HAMILTON CLARKE, Mus. B. With Appendix. Price 2/-; postage 2d. Gives much information that will help young conductors and enable amateurs to listen intelligently to the playing of an orchestra.
- MECHANISM OF THE HUMAN VOICE.** By EMIL BEHNKE. Seventh edition, enlarged and revised. Price, cloth, 2/6; paper, 1/6; postage 2d. Illustrated.
- MEMORIALS OF JOHN CURWEN.** By his son, J. SPENCER CURWEN. Price 2/-; postage 3d.
- MUSICAL INSPECTION, and How to prepare for it, THE.** By A SCHOOL INSPECTOR. Price 1/6; post. 2d. Lessons and instructions on the Tonic Sol-fa method, for teachers in elementary schools.
- MUSICAL PROFESSION, THE.** By H. FISHER, Mus. D. Price 6/-; postage 4/4d. Contains advice for music teachers in every department of the art.
- MUSICAL SELF-INSTRUCTOR.** By J. SNEDDON, Mus. B. Price 3/-; postage 2d. Both notations. Self-help in musical elements and vocal practice.
- MUSICAL THEORY.** By JOHN CURWEN. Price 3/6; post. 3d. Or in parts—*I*, 4d.; *II*, 4d.; *III*, 1/4; *IV*, 4d.; *V*, 1/-. All the musical examples are given in both notations.
- MUSICIANS OF ALL TIMES.** Compiled by DAVID BAPTIE. Price 3/6. A biographical handbook of composers, &c., containing nearly 12,000 names.
- ORGANS, ORGANISTS, AND CHOIRS.** By E. MINGHALL. Price 1/6; post. 1/4d. Hints and suggestions for all interested in Nonconformist Church Music.
- PRONUNCIATION FOR SINGERS.** By A. J. ELLIS, F.R.S. Price 4/6; postage 4d.
- SCHOOL MUSIC TEACHER, THE.** By J. EVANS and W. G. McNAUGHT. Third edition, revised and enlarged. Price 3/-; postage 3d.
- SHORT DICTIONARY OF MUSICAL TERMS.** By ARNOLD KENNEDY, M.A. Price 1/-, postage 1d.; cloth, 1/6, postage 1/4d. Includes about 2,700 terms.
- SINGING IN ELEMENTARY SCHOOLS.** By A. WATKINS. Cloth, 1/-; postage 1d.
- SOLO SINGER, THE.** By SINCLAIR DUNN. Price 1/6; postage 1/4d. A handbook giving hints to those who desire to become solo singers.
- SPECIMEN LESSONS ON THE TONIC SOL-FA METHOD.** Edited by J. SPENCER CURWEN. New and enlarged edition. Cloth limp, 1/6; post. 1d. Contains specimen first lessons on Time, Tune, Transition, &c.
- STAFF NOTATION PRIMER,** for Tonic Sol-fa Pupils. Price 6d.; postage 1d. Size and style of "Musical Theory," with 69 exercises.
- STANDARD COURSE, THE.** By JOHN CURWEN. Ninth edition of the re-written work. Price 3/6; post 3d. Lessons and exercises on the Tonic Sol-fa Method.
- STUDENT'S MUSICAL HISTORY.** By H. DAVY. Price 1/-. In handy, popular, and modern style. A record of all the landmarks of musical history.
- STUDIES IN WORSHIP MUSIC, First Series.** By J. S. CURWEN. Second edition, revised and enlarged. 7/6; postage 4/4d. Contains articles and information on various matters relative to Worship music.
- Studies in Worship Music, Second Series.** By J. S. CURWEN. Price 3/-; postage 2/4d. A continuation of the above work.
- TEACHER'S MANUAL, THE.** By JOHN CURWEN. Fourth edition. A manual of the Art of Teaching in general, and especially as applied to music. Price 5/-; postage 5d.
- TEXT-BOOK OF COUNTERPOINT.** Sixth edition. By GEO. OAKEY, Mus. B. Price 2/-, cloth; post. 1/4d. All the examples are given in both notations, and a set of subjects for exercises are given at the end.
- TEXT-BOOK OF HARMONY.** By GEO. OAKEY, Mus. B. Fifth edition, price 3/-; postage 2/4d. Seventeen chapters, with about 150 Graded Exercises. All examples in both notations.
- TEXT-BOOK OF MUSICAL ELEMENTS.** By GEO. OAKEY, Mus. B. Price, in paper, 1/-; cloth, 1/6; post. 1/4d. All the usual topics arranged on a new plan, with an Appendix of questions and exercises.
- TRAINING COLLEGE MUSIC COURSE.** By E. MILLS, Mus. B. Price 3/-; postage 2/4d. O.N. Course, Vocal and Theoretical, to prepare directly for the various Examinations.
- UNITED PRAISE.** By F. G. EDWARDS. Price 3/6; postage 3d. A practical handbook of Nonconformist Church Music.



