

AD-A162 273


A MODIFICATION TO THE COMPUTER GENERATED ACQUISITION
DOCUMENTS SYSTEM (CG. (U) AIR FORCE INST OF TECH
WRIGHT-PATTERSON AFB OH SCHOOL OF SYST..
L H ZABKER ET AL. SEP 85


1/4

UNCLASSIFIED

F/G 9/2

NL





MICROCOPY RESOLUTION TEST CHART
NATIONAL BUREAU OF STANDARDS-1963-A

AD-A162 273



2

2

A MODIFICATION TO THE COMPUTER GENERATED
ACQUISITION DOCUMENTS SYSTEM (CGADS)
FOR MICROCOMPUTER USE IN A
PROGRAM OFFICE ENVIRONMENT

THESIS

Lynn M. Zabkar
Captain, USAF

Karen M. Zimmerman
Captain, USAF

AFIT/GSM/LSY/85S-33

DISTRIBUTION STATEMENT A

Approved for public release
Distribution Unlimited

DTIC ELECTE
S D
DEC 17 1985

DEPARTMENT OF THE AIR FORCE
AIR UNIVERSITY

AIR FORCE INSTITUTE OF TECHNOLOGY

DTIC FILE COPY

Wright-Patterson Air Force Base, Ohio

85 12 16 191

AFIT/GSM/LSY/85 **S-33**

A MODIFICATION TO THE COMPUTER GENERATED
ACQUISITION DOCUMENTS SYSTEM (CGADS)
FOR MICROCOMPUTER USE IN A
PROGRAM OFFICE ENVIRONMENT

THESIS

Lynn M. Zabkar
Captain, USAF

Karen M. Zimmerman
Captain, USAF

AFIT/GSM/LSY/85S-33

S DTIC
ELECTE **D**
DEC 17 1985
B

Approved for public release; distribution unlimited

The contents of the document are technically accurate, and no sensitive items, detrimental ideas, or deleterious information are contained therein. Furthermore, the views expressed in the document are those of the author(s) and do not necessarily reflect the views of the School of Systems and Logistics, the Air University, the United States Air Force, or the Department of Defense.

Approved	
Reviewed	✓
Checked	
By	
Distribution	
Availability	
Dist	
A-1	



AFIT/GSM/LSY/85S-33

A MODIFICATION TO THE COMPUTER GENERATED ACQUISITION
DOCUMENTS SYSTEM (CGADS) FOR MICROCOMPUTER USE IN A
PROGRAM OFFICE ENVIRONMENT

THESIS

Presented to the Faculty of the School of Systems and Logistics
of the Air Force Institute of Technology
Air University
In Partial Fulfillment of the
Requirements for the Degree of
Master of Science in Systems Management

Lynn M. Zabkar, B.S.
Captain, USAF

Karen M. Zimmerman, B.A.
Captain, USAF

September 1985

Approved for public release; distribution unlimited

Acknowledgements

We wish to express our sincere appreciation to all who were instrumental in the completion of our thesis.

Lynn M. Zabkar
Karen M. Zimmerman

Table of Contents

Acknowledgements	ii
List of Figures	v
Abstract	vi
I. Introduction	1-1
Definitions	1-2
Research Objectives	1-3
II. Literature Review	2-1
Contracting Process	2-1
Contract Data Requirements List	2-4
Statement of Work and AFSC Policies	2-4
Concept Exploration, Type I	2-6
Demonstration and Validation, Type II	2-6
Full-Scale Development, Type III	2-7
Production and Deployment, Type IV	2-7
Nonpersonal Services Contracts, Type V	2-7
Computer Generated Acquisition Documents System	2-8
III. Micro-Computer Generated Acquisition Documents System (MGADS)	3-1
Description	3-1
Preparation	3-2
Installing MGADS	3-2
Executing MGADS	3-3
Introduction	3-3
Main Menu	3-4
Option R	3-4
Option D	3-12
Option W	3-12
Option E	3-13
IV. File Descriptions	4-1
Document File	4-1
Standards File	4-3
Question File	4-3
Index Pointer File	4-5
Indexes File	4-5
First Field Value '1'	4-6
First Field Value 'A'	4-7
First Field Value '2', '3', or '4'	4-8

	First Field Value Alphabetic, '5', or '6'	4-8
	Headings File	4-9
	Task File	4-9
	COBOL Source Program	4-10
V.	Conclusion	5-1
	Summary	5-1
	Recommendations for Further Research	5-2
	Appendix A: Document File	A-1
	Appendix B: Standards File	B-1
	Appendix C: Question File	C-1
	Appendix D: Indexes File	D-1
	Appendix E: Headings File	E-1
	Appendix F: Task File	F-1
	Appendix G: COBOL Source Code	G-1
	Appendix H: MGADS Output	H-1
	Appendix I: CGADS Output	I-1
	Appendix J: MGADS User's Manual	J-1
	Bibliography	BIB-1
	Vita	V-1

List of Figures

Figure	Page
2-1. Uniform Contract Format for IFB	2-2
2-2. Uniform Contract Format for RFP	2-3
2-3. Statement of Work Development	2-5
3-1. Introduction	3-4
3-2. Main Menu	3-5
3-3. Filename Rules	3-6
3-4. Area Menu	3-7
3-5. Configuration and Data Tasks	3-8
3-6. Question Screen	3-9
3-7. Previously Answered Question Screen	3-9
3-8. Answer Option Screen	3-10
3-9. Task Menu with Completed Tasks	3-11
3-10. Functional Tasks	3-14
4-1. Document File - Section One	4-1
4-2. Document File - Section Two	4-2
4-3. Standards File	4-3
4-4. Question File	4-4
4-5. Index Pointer File	4-5
4-6. Indexes File	4-6

Abstract

The Computer Generated Acquisition Documents System (CGADS) was developed by Electronic Systems Division. CGADS was designed to assist the program manager (PM) in developing acquisition documents including Statements of Work (SOWs) and Contract Data Requirements Lists (CDRLs) for all phases of the acquisition cycle. CGADS will produce draft versions of these documents which must then be tailored to meet the needs of the particular program.

The current CGADS has several shortfalls. PMs outside of ESD have difficulty accessing the system. The system must also be maintained on a mainframe computer since it requires too much disk space to be adapted to a micro-computer. Finally, the output obtained from CGADS is not in the Work Breakdown Structure (WBS) format required by the military handbook on SOW preparation.

The main objective of this research was to simplify the PM's job in writing a Full-Scale Development (FSD) SOW/CDRL. This was accomplished by developing a system called Micro-Computer Generated Acquisition Documents System or MGADS. The MGADS program was written in COBOL for an MSDOS operating system on a Zenith Z-100 micro-computer.

MGADS was developed to overcome the shortfalls of CGADS. Attention was focused only on the FSD SOW/CDRL to allow the program to fit onto a micro-computer. This also eliminates the problem of having to access CGADS over modem/telephone lines. The output of MGADS was restructured-

into WBS format in accordance with the current military handbook.

MGADS is an interactive system used to develop a draft version of the FSD SOW/CDRL. The MGADS program asks the PM questions about his/her program in five functional areas: engineering, configuration and data, program management, logistics, and packaging and transportation. MGADS will produce a draft version of the SOW/CDRL based upon the PM's responses. A list of action messages will also be provided to assist the PM in tailoring the SOW/CDRL. The PM then uses the action messages and any additional information available to tailor the SOW/CDRL to his/her particular program.

A MODIFICATION TO THE COMPUTER GENERATED
ACQUISITION DOCUMENTS SYSTEM (CGADS) FOR MICRO-
COMPUTER USE IN A PROGRAM OFFICE ENVIRONMENT

I. Introduction

The program manager working in the product divisions of Air Force Systems Command (AFSC) has many responsibilities. These responsibilities range from making program decisions to preparing program documentation and writing everyday correspondence. One of the most important documents the program manager assists in preparing is the contract. Typically, a team consisting of personnel from contracting, engineering, program management, and other functional areas works on developing the contractual documents.

The Air Force is currently trying to automate as much of the program manager's work as possible. The Computer Generated Acquisition Documents System (CGADS) was developed by the Electronic Systems Division (ESD) to assist the program manager in developing contractual documents. More specifically, CGADS was designed to produce draft versions of Statements of Work (SOWs), Contract Data Requirements Lists (CDRLs), and other program documents such as the Program Management Plan (PMP).

The CGADS is resident on a mainframe computer at ESD. Other product divisions in AFSC do have access to the system via modem/telephone lines. However, the amount of time it takes to access the system and the inconvenience tends to limit its use.

A majority of program offices now have micro-computers available to them. Having CGADS available on these computers will make the program manager's job much easier. The main objective of this research is to modify the portion of the CGADS for generating full-scale development (FSD) SOWs and CDRLs for use on a micro-computer. Attention is focused on the full-scale development portion because FSD SOWs consume the majority of the program manager's SOW development time. Also, they are the most common, and they tend to require more unique tailoring.

Definitions

A list of applicable definitions is provided in this section.

Acquisition Management Systems and Data Requirements Control List (AMSDL)(6:3). A list of authorized acquisition management systems, source documents, and Data Item Descriptions.

Contract Data Requirements List (CDRL)(1:164; 6:3). The list of all deliverable data items for a specific contract. The list is usually prepared on the DD Form 1423, although other forms are sometimes used.

Data Item Description (DID)(1:195; 5:2). The data that may be required of a contractor as a part of the contract; DIDs are defined on completed DD Form 1664s. This form provides a definition of data content, preparation instructions, format, and intended use. As noted above, all approved DIDs are listed in the AMSDL.

Full-Scale Development Phase (FSD)(1:309). The third phase in the acquisition life cycle. This phase begins with authorization to initiate engineering development and testing of production design. It ends when development and testing of the production design has been completed.

Request for Proposal (RFP)(1:587). The document issued by the government to obtain a proposal from a contractor on a proposed acquisition. It is the means by which the government conveys to the contractor the work to be performed and the requirements to be met. The RFP is used to obtain a proposal which is evaluated to determine the contractor's capabilities and price.

Statement of Work (SOW)(6:4; 7). The detailed statement of task requirements. It is used when the work requirements for the contract are too long to be placed in the Contract Schedule as line items. Because of its length, the SOW is normally included as an attachment to the contract.

Tailoring(1:688; 6:4). The process by which the standards and specifications are evaluated to determine which sections, paragraphs, and/or sentences are applicable for the given contract. The tailored document states the minimum needs of the government.

Work Breakdown Structure (WBS)(1:745; 3:2; 6:6). A division of a system into components and subcomponents and the work effort into tasks and subtasks for cost and schedule tracking.

Research Objectives

The main objective of this thesis was to simplify the program manager's SOW preparation job by modifying a portion of CGADS for use on a micro-computer.

The following tasks were accomplished:

1. The full-scale development SOW/CDRL portion of CGADS program was written in COBOL (Common Business Oriented Language) using the MSDOS (Micro-Soft Disk Operating System) operating system.

2. A user's manual/guide was written to assist program managers in developing SOWs/CDRLs using the new program.

3. The output of the program was rearranged into WBS format.

4. The micro-computer program was validated by running CGADS in direct comparison with it. The resulting outputs were compared for consistency.

II. Literature Review

This chapter will cover background material on several topics: the contracting process, Contract Data Requirements List, Statement of Work including Air Force Systems Command policies, and the Computer Generated Acquisition Documents System.

Contracting Process

The Federal Acquisition Regulation (FAR) governs all contractual proceedings used by the Department of Defense (DOD) and other government agencies. The FAR came into effect 1 April 84. Prior to that date, the Air Force (AF) and other DOD agencies were governed by the Defense Acquisition Regulation (DAR). The FAR was designed to eliminate the differences that existed among the contracting processes of the various federal agencies.

The FAR presents two methods by which the AF can acquire new systems. The two methods were initially called formal advertising and negotiations. The Competition in Contracting Act (CICA) of 1984 changed the names of the methods to sealed bids and competitive proposals. Prior to the FAR, formal advertising was the preferred method of contracting. Negotiations were only permitted when one of the exceptions listed in the DAR was met. With the FAR and the CICA, however, sealed bidding and competitive proposals are equally acceptable.

In the sealed bidding method, the AF issues an Invitation for Bid (IFB). The IFB is developed in the uniform contract format provided in the FAR. Figure 2-1 shows the format. The IFB must clearly and

SECTION	TITLE
	Part I The Schedule
A	Solicitation/contract form
B	Supplies or services and prices
C	Description/specifications
D	Packaging and marking
E	Inspection and acceptance
F	Deliveries or performance
G	Contract administration data
H	Special contract requirements
	Part II Contract Clauses
I	Contract clauses
	Part III List of Documents, Exhibits, and Other Attachments
J	List of documents, exhibits, and other attachments
	Part IV Representations and Instructions
K	Representations, certifications, and other statements of bidders
L	Instructions, conditions, and notices to bidders
M	Evaluation factors for award

Figure 2-1. Uniform Contract Format for IFB (4:14-2).

completely state all of the requirements of the AF. It includes all of the information the contractor may require to develop a bid. Contractors respond within the allotted time period. The sealed bids are then opened by the AF and contract award goes to the lowest qualified bidder. The sealed bidding method is used when buying very simple items which are well defined and exactly specified.

When undertaking development or purchase of a complex system, such as an aircraft or missile, sealed bidding usually cannot be used. The complexity of the system and the related cost, schedule, performance, and logistics tradeoffs require prolonged dialogue between the parties to the contract before a decision can be made. In this type of

situation, the AF will use the competitive proposals method of selecting a contractor. A Request for Proposal (RFP) is sent out to the contractors. Contractors then submit their proposals which are evaluated by a Source Selection Evaluation Board in terms of key source selection criteria such as cost, schedule, performance, and logistics. A Source Selection Advisory Council makes its recommendation on the winner of the source selection. The final decision is made by the Source Selection Authority and the contract is awarded.

The RFP consists of four main parts. It must be structured according to the uniform contract format provided in the FAR and seen in Figure 2-2. This format is very similar to the uniform contract format for the IFB. The main difference is the use of offerors/quoters in

SECTION	TITLE
	Part I The Schedule
A	Solicitation/contract form
B	Supplies or services and prices/costs
C	Description/specifications/work statement
D	Packaging and marking
E	Inspection and acceptance
F	Deliveries or performance
G	Contract administration data
H	Special contract requirements
	Part II Contract Clauses
I	Contract clauses
	Part III List of Documents, Exhibits, and Other Attachments
J	List of attachments
	Part IV Representations and Instructions
K	Representations, certifications, and other statements of offerors or quoters
L	Instructions, conditions, and notices to offerors quoters
M	Evaluation factors for award

Figure 2-2. Uniform Contract Format for RFP (4:15-11).

place of bidders. Another difference is the addition of the work statement.

Contract Data Requirements List

The CDRL is governed by AFR 310-1, Management of Contractor Data. The main objective of this regulation is to "control the generation of data requirements, to ensure the selective application and acquisition of data on any given program, and to serve as a management tool at the program, functional, and operating levels"(5:2). Data, as used in the regulation, refers to "all administrative, management, financial, scientific, engineering, and logistic information and documentation"(5:2). The CDRL is thus the list of all deliverable data. It is usually written on the Contract Data Requirements List, DD Form 1423.

Statement of Work and AFSC Policies

The SOW developed by the program office is usually placed in Section J of the RFP because it is usually too long to place in Section C. See Figure 2-2. The SOW, as mentioned above, is a detailed listing of task requirements for the contractor. The development of the SOW will be explained in the next few pages.

The preparation of a SOW was initially governed by AFSCP 800-6, Statement of Work Preparation Guide. The main objective of the pamphlet was "to provide guidance in the establishment of statements of work which are:

- a. Tailored to meet program needs.
- b. Responsive to program planning and system definition requirements and constraints.
- c. Compatible with the standard DOD work breakdown structure (WBS)(MIL-STD-881)"(6:1-1).

The pamphlet identified the basic steps to be taken in developing a SOW, which are shown in Figure 2-3. The phase of the acquisition cycle being entered and the type of system being developed/produced impact the type of SOW written. AFSCP 800-6 presented guidance on SOWs for research and technology, less than major systems and equipment, conceptual phase, validation phase, full-scale development phase and production phase. However, it only provided an outline of topics to be included in the SOW; it did not provide sample tasking paragraphs or list standards and specifications which might be tailored into the SOW. As such, it provided only minimal guidance for writing a SOW.

So, AFSCP 800-6 was rescinded. Air Force Systems Command (AFSC) is currently working on the replacement, AFSCR 800-XX, Statement of Work. As of 1 July 85, AFSCR 800-XX is still in draft form and in

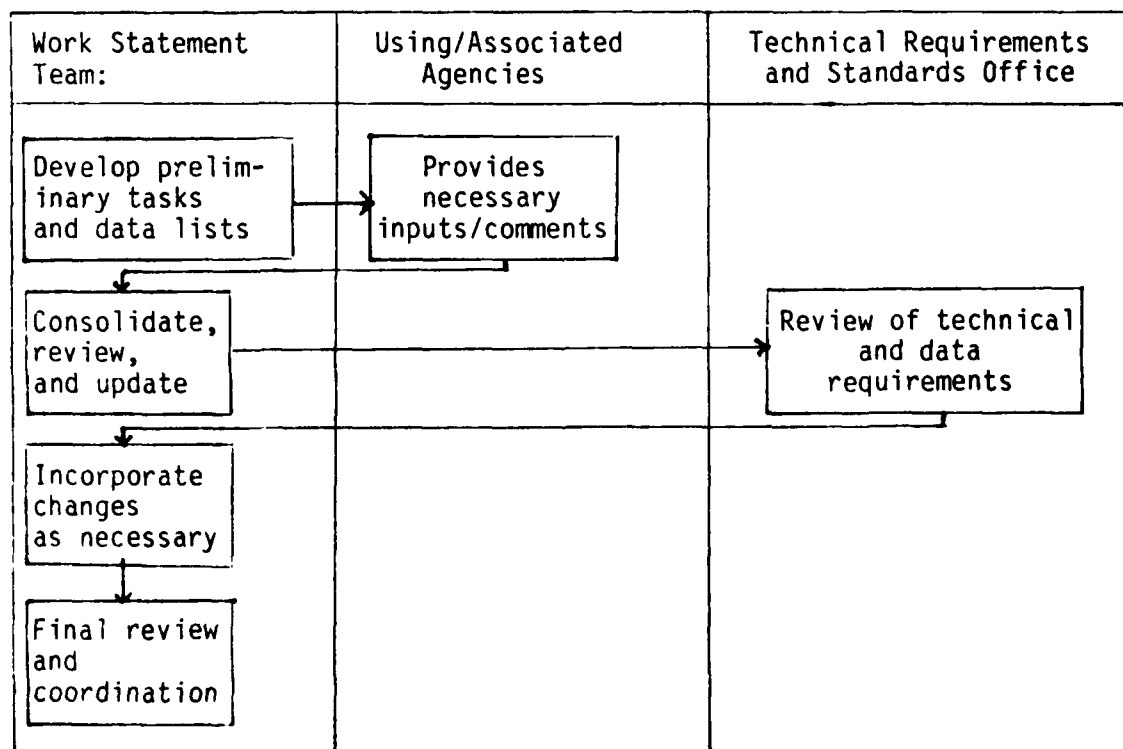


Figure 2-3. Statement of Work Development (7:2-5).

coordination at HQ AFSC. However, it does currently mandate the use of a computerized SOW generation program to aid the program manager in preparing an initial draft of the SOW. AFSCR 800-XX, if approved, will establish

AFSC policy for the preparation of five types of contract Statements of Work. Type I (Concept Exploration), Type II (Demonstration and Validation), Type III (Full-Scale Development), Type IV (Production and Deployment), and Type V (Nonpersonal Services Contracts)(6:1).

AFSC product divisions are currently using MIL-HDBK-245B, Preparation of Statement of Work (SOW) until AFSCR 800-XX is approved for use. AFSCR 800-XX will be used in conjunction with MIL-HDBK-245B when it is approved. MIL-HDBK-245B was written to "provide guidance to the requiring activity to obtain a conclusive contract Statement of Work (SOW) for application to any life cycle phase of material acquisition"(2:iii). It also covers nonpersonal services contracts.

MIL-HDBK-245B addresses the contents of the same five types of SOWs which will be regulated by 800-XX, namely:

Concept Exploration, Type I. The concept exploration phase is the starting block for systems acquisition. The effort usually involves multiple contracts to study multiple alternatives which will meet the needs of the using command. The contract requirements, therefore, are normally not well-defined. They are stated in terms of objectives rather than specific requirements. A Type I SOW is used when the requirements are vague. Reports/data generated during this phase are included in the SOW, rather than the CDRL, because they are typically the only deliverable product of this phase.(2:1; 6:5)

Demonstration and Validation, Type II. During this phase, several

contractors may develop prototypes of the most promising alternatives for the system, or one contractor may develop prototypes of certain high risk components of the system. The requirements for the desired hardware/software are defined in the system specification. The Type II SOW is required in this situation. The technical data requirements are not a part of the SOW. Instead, data requirements are defined using the CDRL.(2:1; 6:5)

Full-Scale Development, Type III. In this phase, the contractor will usually develop several pre-production prototypes of the most promising alternative for the required systems. By this time, the system and item performance requirements are much better defined in system and development specifications. The SOW is used to "indicate the need for various system effectiveness program tasks, publications, training, integrated logistic support requirements, configuration management requirements, management systems, supply support tasks (provisioning), quality program requirements, metrology and contractor services"(2:1). The technical data is ordered with the CDRL.(2:1; 6:5)

Production and Deployment, Type IV. This is the final phase of the acquisition cycle during which production units of the actual system are bought and deployed. The tasks specified in the Type IV SOW relate to production and to control of the design of operational units. Technical data is ordered using the CDRL.(2:1; 6:5)

Nonpersonal Services Contracts, Type V. A Type V SOW is required when requesting contractor support outside the scope of the procurement contract. This support could include a product required to manage the program or expertise not available in the government.(2:1; 6:5)

Computer Generated Acquisition Documents System

CGADS was developed by ESD in 1983. The system is explained in a pamphlet, Computer Generated Acquisition Documents System (CGADS) - Description and Operation, written by ESD 1 October 83. CGADS was "designed to give the PM (Program Manager) a dynamic computerized tool to automate the generation of acquisition documents"(8:1). Its use was intended for all program managers, whether or not they possess a computer background.

CGADS was originally designed to draft a number of documents, the most important of which are the SOW and CDRL, which have been explained above. (CGADS thus provides the computer generation capability mandated by AFSCR 800-XX.) Other documents which can be generated by CGADS include an RCM (Reliability Centered Maintenance) Plan, which "establishes a uniform procedure to develop a structured and trackable scheduled maintenance program"(8:5), an EEO (Equal Opportunity and Affirmative Action Plans), which will "outline and track goals to encourage and insure maximum opportunity for advancement of minorities and females"(8:5), and a PMP (Program Management Plan), which "projects how the program office intends to comply with the Program Management Directive and other requirements of the PO (Program Office) system"(8:6). Other documents are also now available, such as the Test and Evaluation Master Plan (TEMP) and the Acquisition Plan.

The CGADS, as currently hosted on the ESD computer, will output two types of products:

- a. a draft of the documents selected
- b. a set of action messages intended to provide the user further assistance in refining the draft document.

The draft document developed using the CGADS must then be tailored

by the program manager for the specific program. In performing the tailoring task, the program manager would seek out sources identified in the action messages, consider alternatives/impacts cited in the action messages, and review the specific paragraphs and appendices of the documents listed by CGADS.

The current CGADS has several shortfalls. The entire program, including the data base, requires too much memory to be placed on a micro-computer. In order to compensate for this, the authors will focus only on the FSD SOW/CDRL portion of CGADS. This will allow the use of a micro-computer in the program office. A second problem with CGADS is that the output is not in the WBS format. Since MIL-STD-245B requires the SOW to be in WBS format, the output of the micro-computer version of CGADS will be in WBS format.

The remainder of this thesis will present a walk-through of the program, a description of the files, and related material developed by the authors to overcome the shortfalls of CGADS.

III. Micro-Computer Generated Acquisition Documents System (MGADS)

This chapter describes the micro-computer version of CGADS (hereafter called MGADS) for the full-scale development Statement of Work and Contract Data Requirements List. The chapter will assist the program manager in using MGADS to develop a draft SOW/CDRL.

Throughout the rest of this chapter, the program manager will be referred to as the user.

Description

The MGADS program is an interactive program. This means that questions will appear on the screen and the user will have to answer the questions. The output obtained from the program will be based on the answers the user provides.

MGADS will create two files which will hold all of the information applicable to the specific SOW/CDRL the user is working on. A working file with the name 'WFILENAME' will contain the answers supplied by the user. The file the user identifies with 'FILENAME' will contain the output in word processing format. More information on filenames and working files will be provided later.

The MGADS program was designed to be operated on a micro-computer with a disk having the capacity to store 570K bytes of data. (CGADS requires 1750K bytes.) The program and data files for MGADS require all 570K bytes. If the user wants to maintain the output and working files on the same disk, additional storage is needed. For this reason, it is recommended work be done on individual floppy disks. Floppy disks, provided by the user, will be called diskettes throughout the remainder

of the chapter. The term disk will refer to any disk having the capacity (570K bytes) to store MGADS.

Preparation

Before attempting to run the program, the user should be familiar with the Zenith Z-100 micro-computer and the MSDOS operating system. MGADS may be run on a micro-computer other than the Z-100 if the source code and data files are recreated for that specific system. The recreation is necessary because of hardware peculiarities that exist between micro-computers. If the user is not familiar with the MSDOS operating system, he should refer to the MSDOS user's manual. Although the user need not understand COBOL, a COBOL software package, which is used to execute COBOL programs, must already be loaded into the micro-computer.

The user should also be familiar with the direction/requirements relating to his project. This information can be obtained in existing acquisition documents such as the Program Management Directive (PMD) and AFSC Form 56.

Installing MGADS

There are ten main files needed to execute the program. They are:

1. DOCFILE.FSD
2. STDFILE.FSD
3. INDEXES.FSD
4. QUEST.FSD
5. INDEXPTR.FSD
6. HEADINGS.FSD
7. TASKFILE.FSD
8. FSD.BAT
9. FSD.EXE
10. COBRUN.EXE

The first nine files are MGADS distribution files. The files can be

recreated using Appendices A-G. The tenth file, 'COBRUN.EXE', is included in the COBOL software package when it is bought by the user. It must be transferred from the COBOL distribution diskette to the disk; because of copyrights, it cannot be provided with the MGADS files.

All ten of the above files must exist on a common disk (570K bytes) in order to execute the program. The MGADS distribution files are provided on two diskettes. To install the MGADS distribution files onto the common disk, the following steps must be taken:

1. Place the first MGADS distribution diskette into disk drive. Typically, this is referred to as disk drive 'A'.
2. Transfer the files on the MGADS distribution diskette to the common disk. This can be accomplished using the MSDOS 'COPY' command. The disk will already have a drive name. If it is drive 'E', enter the command:

```
COPY A:*. * E:*. *
```

3. Steps one and two should be repeated for the second MGADS distribution diskette to transfer all nine MGADS distribution files to the disk.

Now, all ten main files are on the disk. The steps above need not be repeated for each execution of MGADS. The diskettes should be maintained as backup, in case something happens to destroy the files on the common disk. It may even be wise to create backup copies of the MGADS distribution diskettes.

Executing MGADS

The diskette drive should be empty at this time. The MGADS session is begun by typing 'FSD' and hitting <return>.

Introduction. The first screen which will appear is an introduction to MGADS. See Figure 3-1. Comment four recommends a

separate diskette be used for each new SOW/CDRL file generated. This will ensure that enough diskette space is available for the working file and the output (approximately 150K bytes). The amount of space required depends upon the responses provided by the user. All work could be accomplished on the disk and later transferred to the diskette, but it is recommended that the work be done directly on the diskette.

```
*****  
* MICROCOMPUTER GENERATED ACQUISITION DOCUMENTS SYSTEM (MGADS) *  
*****  
  
1. This program is designed to generate and/or modify a Statement of  
Work (SOW) and/or Contract Data Requirements List (CDRL) for the Full  
Scale Development phase of an acquisition. A set of ACTION MESSAGES,  
grouped by SOW paragraph, will follow the CDRL.  
  
2. The product created is a DRAFT document. The draft must be  
tailored for the specific acquisition. The action messages are  
intended to help you in your tailoring effort.  
Tailoring can be accomplished using an MSDOS word processing package.  
  
3. You should be familiar with the program direction/requirements  
at this point. The requirements can be obtained from existing  
acquisition documents such as the PMD and AFSC Fm 56.  
  
4. A word of advice -- you may wish to use a separate diskette for  
each SOW/CDRL file generated.  
  
***** PRESS ANY KEY TO CONTINUE *****
```

Figure 3-1. Introduction

Main Menu. After reading the introduction and hitting any key (<space bar> is recommended) the user proceeds to the main menu. See Figure 3-2. This menu lists the four main options available. The user proceeds by typing in the letter of the option desired. The options will be explained in order of their importance in developing a SOW/CDRL.

Option R. Selecting option R will permit the user to create a

new SOW/CDRL or modify a previously created one. If the user is creating a new SOW/CDRL, a new, correctly formatted diskette should be placed in diskette drive 'A'. This will store the working file and the output. (The session may be run on the disk, but use of the diskette is recommended.) If the user is modifying a previously created SOW/CDRL, the user should place the diskette with the working file and output into disk drive 'A'. The session can be conducted right on the diskette.

```

                                MAIN MENU
                                *****

There are four options available to you.  You may:

D  Delete a previously created file

R  Run functional tasks.  This option consists of
   answering questions in each of five functional
   areas to create a new SOW/CDRL or to modify a
   previously created one

W  Produce a word processor file of completed
   tasks.  Use this option after you have run
   the functional tasks.  WARNING:  previously
   created files having the specified filename
   will be overwritten

E  Exit to operating system.

Enter option:
```

Figure 3-2. Main Menu.

Upon entering the option letter R, the Filename Rules screen will appear requesting the name of the new/old file. See Figure 3-3. The rules for naming a file must be adhered to. Once the filename is entered, MGADS edits the filename to ensure that the nomenclature rules

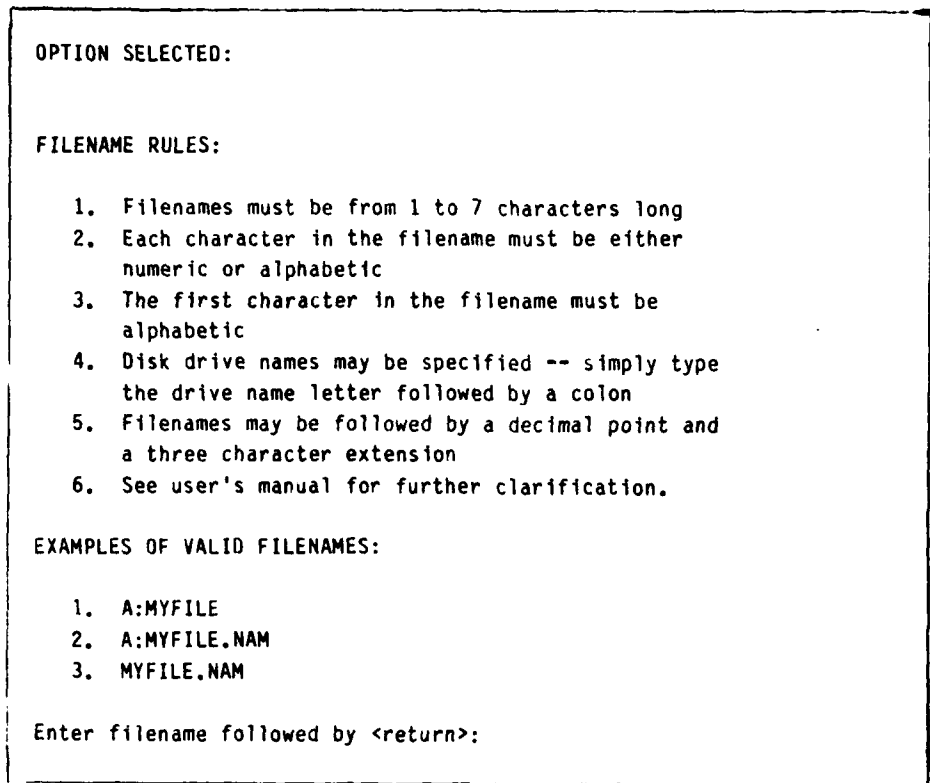


Figure 3-3. Filename Rules.

are followed. If any of the rules are violated, the user will be directed to reenter the filename. (Note: an entry comprised of all spaces will return the user to the Main Menu.) Once the user has successfully entered a valid filename, MGADS will automatically either create a workfile named 'WFILENAME' or retrieve a previously created workfile named 'WFILENAME'. This workfile will contain the answers that the user supplies during Option R. The user should specify the disk drive in naming the file, such as 'A:FILENAME' so that the session will be conducted directly on the diskette in disk drive 'A'. (If the drive is not specified the session will be conducted on the hard disk. The files should be transferred to the diskette later.)

The user may wish to sequence the filenames such as

'A:TEST.1', 'A:TEST.2', and 'A:TEST.3'. This will be helpful if the user does not want to destroy a previous version of a SOW/CDRL. MGADS will overwrite previous versions of the same filename. This will also help in comparing outputs when questions are answered differently.

After entering the valid filename, the next screen to appear will be the Area Menu. See Figure 3-4. In the upper right hand corner, the Area Menu will tell the user which file is being worked on and whether it is an old file or a new one. This menu lists the five functional areas in which the user will answer questions related to the program. The user should type in the number of the functional area he wants to enter. All tasks in all functional areas should be answered so as to avoid omitting pertinent information from the SOW/CDRL.

OLD/NEW FILE:
AREA MENU *****
All functional tasks have been grouped into one of the following areas:
Area 1 Engineering
Area 2 Configuration and Data
Area 3 Program Management
Area 4 Logistics
Area 5 Packaging and Transportation.
Notes: 1. You may select areas and tasks in any order
2. You must answer all questions pertaining to each task
3. If you fail to answer any questions, pertinent information will be omitted from your document.
Enter area number <1-5> or M to return to the main menu:

Figure 3-4. Area Menu.

The next screen to appear, the Task Menu, will list the tasks for the selected functional area. For example, the configuration and data functional area consists of four tasks. See Figure 3-5. A list of all tasks in the five areas is provided at the end of this chapter in Figure 3-10. All of the task menus operate similarly.

```

                                OLD/NEW FILE:
CONFIGURATION AND DATA FUNCTIONAL TASKS:

1. CONFIGURATION MANAGEMENT
2. DATA MANAGEMENT
3. ENGINEERING DATA
4. NOMENCLATURE

NOTES:

1. An '*' in column one
   indicates task completion.

2. There are three
   options available to you.
   You may enter:

<1- 4> To process a
        particular task
   M    To return to the
        main menu
   A    To select another
        area

Enter option followed by <return> :
```

Figure 3-5. Configuration and Data Tasks

Upon entering the task number, questions concerning that specific task will appear one at a time. See Figure 3-6. If the question was answered in a previous session, the question screen will give the previous answer. See Figure 3-7. The user should answer the question 'Y', 'N', or 'U'.

OLD/NEW FILE:

QUESTION 1:

WILL CONTRACTOR DATA BE REQUIRED ?

Answer Y (yes), N (no), or U (undecided):

Figure 3-6. Question Screen.

OLD/NEW FILE:

QUESTION 1:

WILL CONTRACTOR DATA BE REQUIRED ?

Note: This question was answered previously. The recorded answer was Y.

Answer Y (yes), N (no), or U (undecided):

Figure 3-7. Previously Answered Question Screen.

After answering the question, the Answer Option screen will appear. See Figure 3-8. The V option will show the user the word processed output that will result from the answer given for the question, including the output for the SOW, CDRL, and action messages. The user may wish to use the V option to examine the output to be provided when answering the question a particular way. If the user does not agree that the output appearing on the screen is necessary, he may change his answer before proceeding. After the output has been viewed, the Answer Option screen reappears. The R option will then allow the user to repeat the previous question in order to change the answer or to check it. The B option will let the user begin the questions in this task again if the answer to an earlier question now appears to be wrong.

```

                                                                OLD/NEW FILE:

Y is the recorded answer.

<space> Continue to the next question

  V   View output to question just answered
      then return to this menu

  R   Repeat previous question

  B   Begin this task again

  X   Exit this task and return to task menu

Enter option:
```

Figure 3-8. Answer Option Screen.

The user should remain in the task until all questions are answered. However, if the user wants to interrupt the question answering session, he may return to the Task Menu by choosing option X. The answers provided thus far will be recorded in 'WFILENAME'. After answering all questions for a particular task, the user will automatically be returned to the Task Menu. An asterisk (*) will appear in front of the number of the task just completed. See Figure 3-9. The user should address all tasks in the functional area before returning to the Area Menu. From the Area Menu, the user should continue selecting the functional areas until all tasks in all five areas have been completed. This is necessary to ensure completeness of the SOW/CDRL. Upon completing the

CONFIGURATION AND DATA FUNCTIONAL TASKS:		OLD/NEW FILE:
*1. CONFIGURATION MANAGEMENT		
*2. DATA MANAGEMENT		
3. ENGINEERING DATA		
4. NOMENCLATURE		
	NOTES:	
	1. An '*' in column one indicates task completion.	
	2. There are three options available to you. You may enter:	
	<1-4> To process a particular task	
	M To return to the main menu	
	A To select another area	
	Enter option followed by <return> :	

Figure 3-9. Task Menu with Completed Tasks.

questions in all five functional areas, the user should return to the Main Menu by selecting the M option on the Area Menu.

At any time during the question answering session, the user may exit the program by first returning to the Main Menu and then selecting the exit option. The answers that were already provided by the user will be saved for the next session.

Option D. Selecting option D from the Main Menu (See Figure 3-2) will allow the user to delete a previously created file from either the disk or diskette. The user may wish to delete a file that is no longer required, perhaps because the output has been tailored and accepted in final form. The user may also want to delete one of the files in the sequence ('A:TEST.1', 'A:TEST.2', etc.) if one alternate file is deemed to be the most current. Upon entering the option letter, the Filename Rules screen will appear requesting the name (and disk drive letter, if applicable) of the file to be deleted. See Figure 3-3. Since there is no provision for verifying prior to deletion of a file or for recovering a deleted file, the user should make sure the file is no longer required before entering the filename. Also, the user should ensure the correct filename is entered. After deleting the file, the program will return the user to the Main Menu.

Option W. This Main Menu option will create a word processing file for the SOW/CDRL from the answers provided in the interactive session. The Filename Rules screen will appear upon entering the W option. The same filename that has been used throughout the session should be entered. The word processing file, with the given filename, will be created on the diskette (or disk) and will be available for tailoring. Creating the file will take approximately four minutes. The

user will be prompted when the word processing file is complete. The tailoring can be accomplished using an MSDOS word processing package. When the word processor asks for the name of the file to be edited, the user need only enter the 'A:FILENAME' supplied during the MGADS session. Word processing may then proceed as usual.

Option E. Selecting this option will exit the user from the MGADS program and enter the operating system. The use of the E option will save the working file and the word processing file, if it was created. The E option terminates the MGADS session.

If the session was conducted on the hard disk, the working file and the word processing file should be transferred to the diskette after terminating the session. For example, if the disk is drive E and the diskette is in drive A, use the MSDOS commands:

```
COPY E:FILENAME A:FILENAME  
COPY E:WFILENAME A:WFILENAME
```

Tailoring should now be accomplished using the word processing file and the MSDOS word processing package.

<p>Engineering Tasks:</p> <ol style="list-style-type: none"> 1. Systems Engineering 2. System Safety 3. Human Factors 4. Value Engineering 5. Security 6. Availability 7. Maintainability 8. Reliability 9. Parts Control Program 10. Aerospace Meteorological Environment 11. Electromagnetic Compatibility 12. Survivability / Vulnerability 13. Communications Long Lines 14. Communications Security / Tempest 15. Radio Frequency Management 16. Transportability 17. Quality Assurance 18. Test and Evaluation 19. Computer Resources Management 20. Real Property Facilities 21. Manufacturing Management 	<p>Configuration and Data Tasks:</p> <ol style="list-style-type: none"> 1. Configuration Management 2. Data Management 3. Engineering Data 4. Nomenclature 5. STINFO 6. Photographic Documentation
<p>Packaging and Transportation Tasks:</p> <ol style="list-style-type: none"> 1. Preservation, Packaging, and Packing 2. Transportation 3. Travel 	<p>Program Management Tasks:</p> <ol style="list-style-type: none"> 1. Contract Work Breakdown Structure 2. Cost Information Systems 3. Cost / Schedule Control Systems 4. Schedule Management
	<p>Logistics Tasks:</p> <ol style="list-style-type: none"> 1. Logistics Support Analysis 2. Integrated Logistics Support 3. Initial Spare / Repair Parts 4. Preoperational Maintenance 5. Preoperational Supply Support 6. Support Breakdown 7. Technical Orders

Figure 3-10. Functional Tasks.

IV. File Descriptions

This chapter contains descriptions of the files needed for MGADS. Sample portions of the files are contained in this chapter. The complete files can be found in the referenced appendices.

The descriptions of the files are provided to allow maintenance, upgrade, and/or modification of the files.

Document File

This file is identified as 'DOCFILE.FSD'. The complete file can be found in Appendix A.

The MGADS document file is a subset of the CGADS document file. It contains only the information pertinent to a full-scale development SOW/CDRL.

The document file contains two different types of information. The first section consists of the CDRL references. See Figure 4-1. In this

KEY VALUE	RECORD VALUE
0001 ==>	9361
0002 ==>	2. Maintainability Demonstration Plan
0003 ==>	4. DI-R-2129
0004 ==>	8. A
0005 ==>	10. ONE/R
0006 ==>	12. 30 days prior to CDR.
0007 ==>	13. AS REQ
0008 ==>	14. AS REQ BY PO
0009 ==>	9381
0010 ==>	2. Photographic Plan
0011 ==>	4. DI-A-3006
0012 ==>	10. ONE/R
0013 ==>	14. AS REQ BY PO

Figure 4-1. Document File - Section One.

section, the numbers 0001 - 0013 are key values (or MGADS line numbers) of the information that appears with the numbers. The numbers 2, 4, 8, 10, 12, 13, and 14 refer to the block numbers on the DD Form 1423 into which the information goes. The numbers 9361 and 9381 refer to the old key values in CGADS.

The second section of the document file contains a listing of the DIDs, military and DOD handbooks and standards, specifications, and other documents that might be required in the SOW/CDRL. It also contains the standard tasking statements that relate to certain standards/specifications which are to be printed in the SOW portion of the word processing output. See Figure 4-2. The numbers 1090 - 1101 are key values (or MGADS line numbers). As above, the numbers like 13961 and 21 are old key values in CGADS.

KEY VALUE	RECORD VALUE		
1090 ==>	13961		
1091 ==>		DI-H-3258A	Training Support Data
1092 ==>	14041		
1093 ==>		DI-H-7049A	Safety Assessment Report
1094 ==>	21		
1095 ==>		The contractor shall design military systems,	
1096 ==>		equipment, and facilities to meet the human engineering	
1097 ==>		requirements in MIL-H-46855B.	
1098 ==>			
1099 ==>	MIL-H-46855B		Human Engineering Requirements for
1100 ==>	31 Jan 79		Military Systems, Equipment and
1101 ==>			Facilities

Figure 4-2. Document File - Section Two.

MGADS accesses the document file using relative key values contained in the indexes file. This will be explained further in the Indexes File portion of this chapter.

Standards File

This file is identified as 'STDFILE.FSD'. The complete file can be found in Appendix B.

The standards file consists of information that will be needed for the SOW portion of the output. It is a list of sections, paragraphs, appendices, tasks, and methods of the applicable handbooks, standards, specifications, and other documents. See Figure 4-3.

KEY VALUE -----	RECORD VALUE -----		
0345 ==>	APPENDIX A		
0346 ==>	P	345	124
0347 ==>	10.1.8-10.2.7.3		
0348 ==>	P	347	370
0349 ==>	10-10.1.6		
0350 ==>	P	349	324
0351 ==>	APPENDIX B		

Figure 4-3. Standards File.

Referring to the figure, key value 0345 and 0351 indicate appendices applicable in a given situation. Records 0347 and 0349 are paragraph numbers that are also applicable. Records 0346, 0348 and 0350 are for other documents besides the FSD SOW/CDRL that can be generated by CGADS and do not apply to this implementation of MGADS.

MGADS accesses the standards file using relative key values contained in the indexes file.

Question File

This file is identified as 'QUESTFILE.FSD'. The complete file can be found in Appendix C.

The question file consists of four different types of information.

See Figure 4-4. The first type of information is a list of the tasks within each of the five functional areas. Key values 55-62 give a partial list of the tasks in the logistics and packaging and transportation functional areas.

KEY VALUE	RECORD VALUE
0055 ==>	PREOPERATIONAL MAINTENANCE
0056 ==>	PREOPERATIONAL SUPPLY SUPPORT
0057 ==>	SUPPORT EQUIPMENT (SE)
0058 ==>	TECHNICAL ORDERS
0059 ==>	TRAINING
0060 ==>	PRESERVATION, PACKAGING AND PACKING
0061 ==>	TRANSPORTATION
0062 ==>	TRAVEL
0063 ==>	DOES SYSTEMS ENGINEERING APPLY TO THIS CONTRACT ?
0064 ==>	
0065 ==>	SOW: IN SOME CASES, THE GOVERNMENT MAY WISH TO ATTEND
0066 ==>	SUBCONTRACTOR AND VENDOR DESIGN REVIEWS WITH THE
0067 ==>	PRIME CONTRACTOR. IF THIS SITUATION IS ANTICIPATED,
0068 ==>	USE MIL-STD-499A, PARA 10.1.7.
0069 ==>	
0070 ==>	Systems Engineering requirements are not applicable.
0071 ==>	IS A SYSTEMS ENGINEERING MANAGEMENT PLAN (SEMP) REQUIRED
0072 ==>	TO BE SUBMITTED IN CONJUNCTION WITH THE SYSTEMS
0073 ==>	ENGINEERING PROPOSAL ?

Figure 4-4. Question File.

The second type of information this file contains is the questions that appear on the screen when executing the program. Key values 63 and 71 - 73 contain questions.

As appropriate, each question is followed by the third type of information, namely a list of action messages related to that question. Key values 65-68 contain an action message.

The final type of information in the question file is additional textual material that will appear in the word-processed SOW relative to a particular task and due to a particular 'YES' or 'NO' answer. Key

value 70 contains the message that will result from a 'NO' answer to the first question under systems engineering.

Index Pointer File

This file is identified as 'INDEXPTR.FSD'.

The index pointer file contains the relative key values used to access the index file. The complete file is contained in Figure 4-5.

AREA	TASKS
----	-----
1	000100710173024902580266027703460420051407160828086508760975 +107411251148129413201334
2	141917871797180818231834
3	1849186418871916
4	19272099212021342214224522702334
5	238124342471

Figure 4-5. Index Pointer File.

This file consists of five records, each of which relates to a functional area. The length of the record depends upon the number of tasks in the functional area. Each four digit value in the record is the key value pointing to the first index file record applicable to the area and task. For example, 0001 refers to the first task in the engineering functional area. The second task in engineering is 0071, and so on.

Indexes File

This file is identified as 'INDEXES.FSD'. The complete file can be found in Appendix D.

As is apparent from above, the indexes file is the file that ties together the other files to the MGADS program. All files accessed by MGADS have MGADS key values associated with them; some CGADS key values

are still present in the files for use in other portions of CGADS. This file, depending upon the recorded answers to the questions, directs the program to the appropriate handbooks, standards, specifications, and other documents using relative key values (pointers) contained in the second and/or third fields.

Each INDEXES record has a relative key value associated with it and is divided into three fields. See Figure 4-6. The first field can contain the following values: 1, A, 2, 3, 4, D, C, H, O, S, M, P, 5, or 6. The values of the second and third fields depend upon the value of the first field.

KEY VALUE	FIRST FIELD	SECOND FIELD	THIRD FIELD
0828 ==>	1	1235	843
0829 ==>	A	64	0
0830 ==>	2	0	833
0831 ==>	3	-1	841
0832 ==>	4	0	842
0833 ==>	D	3501	834
0834 ==>	C	13501	835
0835 ==>	D	13421	836
0836 ==>	C	13461	837
0837 ==>	D	4901	838
0838 ==>	C	12741	839
0839 ==>	6	1239	840
0840 ==>	6	1254	0
0841 ==>	6	1261	0
0842 ==>	6	1235	0
0843 ==>	1	1265	0
0844 ==>	A	65	848

Figure 4-6. Indexes File.

First Field Value '1'. See records 0828 and 0843 in Figure 4-6. A '1' in the first field indicates the start of the information pertaining to a new question. (In the case of record 0828, based on Figure 4-5, this is the start of the first question in the twelfth task

under Area #1.) Records 0828-0842 all pertain to one particular question. Record 0843 is then the start of the second question in the twelfth task.

The value in the second field of records 0828 and 0843 is the key value (location) of the question in the question file (QUESTFILE.FSD).

The value in the third field is not immediately used by the program. It is the MGADS key value (location pointer) stored in memory until needed later to tell the program where to go to continue the program. The value can be a positive number as in record 0828 or a '0' as in record 0843. If it is a positive number, as in record 0828, it indicates the key value of the next record (for the next question) to be accessed in the INDEXES file. It also indicates that another question will be asked for a particular task. For example, when all of the information pertaining to the question 1235 in record 0828 is completed, record 0843 will then be accessed.

A '0' in the third field, as in record 0843, indicates that this is the last question for the task. The program will have to return to the index pointer file to obtain the key value for the next task.

First Field Value 'A'. See records 0829 and 0844 in Figure 4-6. An 'A' in the first field indicates that this record contains the location of the answer. Record 0829 contains the location of the answer to question 1235 identified in record 0828. Record 0844 contains the location of the answer to question 1265 in record 0843.

The second field contains the actual location of the answer in the working file, 'WFILENAME'. The answer of record 0829 is held in record 64 of the working file. The answer of record 0844 is held in record 65 of the working file.

The third field will always contain a '0' when the first field contains an 'A'. This is a filler value; it has no significance.

First Field Value '2', '3', or '4'. See records 0830, 0831, and 0832 in Figure 4-6. A '2', '3', or '4' in the first field represents a yes, no, or undecided was the answer, respectively, to the question. This allows flexible branching, as cited in the third field, based on the answer given.

The second field contains a '-1' or '0'. Neither of these values has any significance in MGADS.

The third field contains the key value of the next record to be accessed in the indexes file. For example, if the answer to question 1235 in record 0828 was yes, MGADS would store a 'Y' in location 64 in 'WFILENAME'. When the answers in 'WFILENAME' are word processed (Main Menu Option W), MGADS would proceed to record 0830. Then, reading the value 833 in the third field, record 0833 through 0840 would be accessed to obtain the output. A 'NO' answer would branch over this information to record 0841.

First Field Value Alphabetic, '5', or '6'. See records 0833-0842 in Figure 4-6. An alphabetic character (other than 'A') or a '5' or '6' in the first field indicates the type of document being referenced. An alphabetic character refers to a standard, specification, handbook, or other type of document. These are found in the standards and document files. A '5' or '6' refers to the verbage or action messages, respectively, in the question file. The 'D' in records 0833, 0835, and 0837 refer to Data Item Descriptions (DIDs). The 'C' in records 0834, 0836, and 0838 refer to CDRLs. The '6' in records 0839-0842 refer to action messages in the question file.

The second field contains the key values of the applicable records in the document, standards, and question file. In record 0833, 3501 refers to record 3501 in the document file.

The third field contains either a positive number as in records 0833-0839 or a '0' as in records 0840-0842. A positive number is the key value of the next record accessed in the indexes file. For example, after the DID in record 0833 has been recorded, record 0834 will be accessed for the next CDRL that applies. A '0' in the third field as in record 0840 indicates that no other documents are applicable to this question.

The pointer, at this time, will return to the most recent record with a '1' in the first field. In this case, it will return to record 0828. The number held in memory earlier, from field three, will be examined to indicate whether or not more questions apply to the particular task and, if so, to locate the record in which the next question starts.

Headings File

This file is identified as 'HEADINGS.FSD'. The complete file can be found in Appendix E.

The headings file contains a skeleton output. This is the output that would be obtained if all of the questions were answered 'NO'.

The headings file is accessed by MGADS through the indexes file.

Task File

The task file is identified as 'TASKFILE.FSD'. The complete file can be found in Appendix F.

This file contains the introduction screen face that will appear

while running the MGADS program. It also contains the area and task titles.

The task file is accessed directly from MGADS.

COBOL Source Program

This file is identified as 'FSD1ST.COB'. It is the actual COBOL source listing for MGADS. The listing can be found in Appendix G.

V. Conclusion

This chapter provides a summary of the research as well as several recommendations for further research.

Summary

The Computer Generated Acquisition Documents System was developed by Electronic Systems Division (ESD). CGADS automated the development of draft acquisition documents such as the Statement of Work and the Contract Data Requirements List. The system is still being expanded to create additional documents.

Several shortfalls exist with the current CGADS:

1. The system is difficult for non-ESD personnel to access.
2. The program requires too much memory for a micro-computer. The source code and data files require 1750K bytes of storage.
3. The output obtained from CGADS is not in WBS format.

The main objective of this thesis was to simplify the program manager's SOW/CDRL preparation job by modifying the portion of CGADS that deals with Full-Scale Development programs. In accomplishing that objective, the authors have overcome the shortfalls of CGADS.

1. MGADS, written in COBOL, is available for use by any AFSC personnel with access to a micro-computer with the MSDOS operating package.
2. MGADS concentrates only on the FSD SOW/CDRL, limiting the amount of memory required. The MGADS program and files require 570K bytes of memory.
3. The output of MGADS is in the WBS format.

The MGADS program was verified by comparing its output to that of CGADS when responding the same way to the same question. The CGADS program was first run with all 'YES' answers and then with all 'NO' answers. The same procedure was followed with the MGADS program. The

resulting CGADS and MGADS SOWs/CDRLs provided the same information. The test SOWs are provided in Appendices I and J.

A user's manual is provided in Appendix K. The manual will assist a program manager in installing the MGADS program onto a micro-computer. The manual also describes the execution of the program. The program manager may wish to detach Appendix K from this report to allow easy access to the manual.

Recommendations for Further Research

This thesis focused on the Full-Scale Development Statement of Work and Contract Data Requirements List. The questions asked as part of the program were developed by ESD for CGADS.

The following areas should be considered for further research:

1. Other portions of CGADS could be converted for use on the micro-computer. This would include SOWs/CDRLs for the other phases of the acquisition life cycle, Program Management Plans, Reliability Centered Maintenance Plans, Test and Evaluation Master Plans, and acquisition plans.
2. Additional questions could be added to the current MGADS to assist in tailoring the standards, specifications, and other documents even further. The existing questions could also be redesigned for a generic system rather than an electronic system.
3. The current questions asked in both CGADS and MGADS do not cover all topic areas that are part of the Work Breakdown Structure. Additional questions could be added to MGADS to cover these areas.
4. The size of the MGADS files and program could be reduced to allow all files to reside on a single or dual diskette micro-computer.

Appendix A: Document File

Key	Record
Value	Value
-----	-----
0001 ==>	9361
0002 ==>	2. Maintainability Demonstration Plan
0003 ==>	4. DI-R-2129
0004 ==>	8. A
0005 ==>	10. ONE/R
0006 ==>	12. 30 days prior to CDR.
0007 ==>	13. AS REQ
0008 ==>	14. AS REQ BY PO
0009 ==>	9381
0010 ==>	2. Photographic Plan
0011 ==>	4. DI-A-3006
0012 ==>	10. ONE/R
0013 ==>	14. AS REQ BY PO
0014 ==>	9421
0015 ==>	2. Still Photo Coverage
0016 ==>	4. DI-A-3011
0017 ==>	10. AR
0018 ==>	14. AS REQ BY PO
0019 ==>	9441
0020 ==>	2. Motion Picture Coverage (Footage)
0021 ==>	4. DI-A-3013
0022 ==>	10. AR
0023 ==>	14. AS REQ BY PO
0024 ==>	9481
0025 ==>	2. Contract Work Breakdown Structure (CWBS)
0026 ==>	4. DI-A-3023
0027 ==>	10. AR
0028 ==>	12. 30 DAC
0029 ==>	14. ACCI 1/0
0030 ==>	AS REQ BY PO
0031 ==>	16. The initial CWBS as well as all subsequent changes thereto are
0032 ==>	subject to program office approval.
0033 ==>	9501
0034 ==>	2. Data Accession List/Internal Data
0035 ==>	4. DI-A-3027
0036 ==>	10. MTHLY
0037 ==>	12. 45 DAC
0038 ==>	13. NLT 15th day of each month.
0039 ==>	14. DATA MGR 1/0
0040 ==>	PC DIV 1/0
0041 ==>	ACCI 1/0
0042 ==>	9521
0043 ==>	2. Agenda, Design Reviews, Configuration Audits and Demonstrations
0044 ==>	4. DI-A-3029
0045 ==>	10. AR
0046 ==>	12. 30 days prior to each review.

0047 ==> 14. AS REQ BY PO
 0048 ==> 9541
 0049 ==> 2. System Specification
 0050 ==> 4. DI-E-3101/M. The final copy shall include all system design
 0051 ==> analysis and trade-off studies.
 0052 ==> 7. SD
 0053 ==> 10. ONE/R
 0054 ==> 12. AS REQ BY PO
 0055 ==> 14. AS REQ BY PO
 0056 ==> 9561
 0057 ==> 2. Configuration Item Development Specification (B1)
 0058 ==> 4. DI-E-3102A
 0059 ==> 10. ONE/R
 0060 ==> 12. 90 days prior to end of contract. Revisions as required. The
 0061 ==> specification shall be prepared as Part 1 of two part specifica-
 0062 ==> tions in accordance with para 3.1.4.
 0063 ==> 14. AS REQ BY PO
 0064 ==> 9581
 0065 ==> 2. Configuration Item Product Fabrication Specification (C1B)
 0066 ==> 4. DI-E-3103A
 0067 ==> 10. ONE/R
 0068 ==> 12. 30 days prior to CDR. The specification shall be prepared as
 0069 ==> Part II of two part specifications IAW para 3.1.4.
 0070 ==> 14. AS REQ BY PO
 0071 ==> 9641
 0072 ==> 2. Specification Maintenance Document
 0073 ==> 4. DI-E-3106
 0074 ==> 10. AS REQ
 0075 ==> 12. With ECP
 0076 ==> 14. Contractor shall distribute final SCN to all specification
 0077 ==> holders.
 0078 ==> 9681
 0079 ==> 2. Configuration Management Plan
 0080 ==> 4. DI-E-3108
 0081 ==> 10. ONE/R
 0082 ==> 12. 30 DAC
 0083 ==> 14. AS REQ BY PO
 0084 ==> 9701
 0085 ==> 2. System Allocation Document
 0086 ==> 4. DI-E-3116
 0087 ==> 8. A
 0088 ==> 10. ONE/R
 0089 ==> 12. 30 days after approval of draft.
 0090 ==> 13. AS REQ
 0091 ==> 14. AS REQ BY PO
 0092 ==> 9721
 0093 ==> 2. Minutes of Formal Reviews, Inspections and Audits
 0094 ==> 4. DI-E-3118
 0095 ==> 10. AR
 0096 ==> 12. 10 days after each review.
 0097 ==> 14. AS REQ BY PO
 0098 ==> 9741
 0099 ==> 2. Computer Program Development Specification (Type B5)

0100 ==> 4. DI-E-31198
 0101 ==> 10. ONE/R
 0102 ==> 12. 90 days prior to end of contract. Revisions as required. The
 0103 ==> specification shall be prepared as Part I of two part specifica-
 0104 ==> tions IAW para 3.1.4.
 0105 ==> 14. AS REQ BY PO
 0106 ==> 9761
 0107 ==> 2. Computer Program Product Specification (C5)
 0108 ==> 4. DI-E-3120B
 0109 ==> 10. ONE/R
 0110 ==> 12. 30 days prior to CDR. The specification shall be prepared as
 0111 ==> Part II of two part specifications IAW para 3.1.4.
 0112 ==> 14. AS REQ BY PO
 0113 ==> 9781
 0114 ==> 2. Version Description Document (Computer Programs)
 0115 ==> 4. DI-E-3121
 0116 ==> 8. A
 0117 ==> 10. AS REQ
 0118 ==> 12. Submit with release of each version of a CPCI and each release of
 0119 ==> an interim change (i.e., changes that occur between CPCI ver-
 0120 ==> sions).
 0121 ==> 14. AS REQ BY PO
 0122 ==> 9801
 0123 ==> 2. Configuration Index (Computer Program)
 0124 ==> 4. DI-E-3122
 0125 ==> 10. AS REQ
 0126 ==> 12. AS REQ
 0127 ==> 13. AS REQ
 0128 ==> 14. AS REQ BY PO
 0129 ==> 9821
 0130 ==> 2. Change Status Report (Computer Program)
 0131 ==> 4. DI-I-3123
 0132 ==> 10. AS REQ
 0133 ==> 14. AS REQ BY PO
 0134 ==> 9841
 0135 ==> 2. Request for Nomenclature
 0136 ==> 4. DI-E-3126A
 0137 ==> 10. AR
 0138 ==> 12. 90 days before requirement of the type designation.
 0139 ==> 14. AS REQ BY PO
 0140 ==> 9861
 0141 ==> 2. Advance Change Study Notice
 0142 ==> 4. DI-E-3127
 0143 ==> 10. AS REQ
 0144 ==> 12. AS REQ
 0145 ==> 13. AS REQ
 0146 ==> 9881
 0147 ==> 2. Engineering Change Proposal (ECP)
 0148 ==> 4. DI-E-3128
 0149 ==> 10. AR
 0150 ==> 14. AS REQ BY PO
 0151 ==> 16. Prior to preparation of a formal ECP, the contractor shall notify
 0152 ==> the Government of its intent to submit a proposal via Advance

0153 ==> Change Study Notice (ACSN). Emergency, urgent, compatibility and
 0154 ==> record type ECPs do not require an ACSN prior to submittal. ■
 0155 ==> 9901
 0156 ==> 2. Request for Deviation/Waiver
 0157 ==> 4. DI-E-3129
 0158 ==> 10. AS REQ
 0159 ==> 12. AS REQ
 0160 ==> 13. AS REQ
 0161 ==> 14. AS REQ BY PO ■
 0162 ==> 10161
 0163 ==> 2. Technical Order Status and Schedules
 0164 ==> 4. DI-M-3402
 0165 ==> 10. MTHLY
 0166 ==> 12. 45 DAC
 0167 ==> 13. 15th of each month thereafter.
 0168 ==> 14. AS REQ BY PO ■
 0169 ==> 10181
 0170 ==> 2. Technical Order CFAE/CFE Notices and Related Tech Orders
 0171 ==> 4. DI-M-3405A/M. Notices shall be submitted for all items of equip-
 0172 ==> ment including commercial, existing military and Support Equip-
 0173 ==> ment. The existing military or commercial manuals submitted with
 0174 ==> these notices will be reviewed IAW MIL-M-7298C. The contractor
 0175 ==> will be notified if they are: 1) adequate, 2) can be made adequate
 0176 ==> with supplemental data, or 3) require preparation of a new manual.
 0177 ==> 14. AFLC 1/0
 0178 ==> AS REQ BY PO ■
 0179 ==> 10341
 0180 ==> 2. Suspect Material Deficiency Notice (ALERT) and Response
 0181 ==> 4. DI-R-3548B
 0182 ==> 14. AS REQ BY PO ■
 0183 ==> 10421
 0184 ==> 2. Final Facilities Design Package
 0185 ==> 4. DI-S-3559
 0186 ==> 10. 0 TIME
 0187 ==> 12. NLT 120 days after completion of Preliminary Design Review.
 0188 ==> 14. ESD/DE 15/0
 0189 ==> AS REQ BY PO ■
 0190 ==> 10441
 0191 ==> 2. Technical Reports
 0192 ==> 3. Facilities Design Review
 0193 ==> 4. DI-S-3591A/M
 0194 ==> 10. Periodic - 2 times during design phase - 2 times during construc-
 0195 ==> tion.
 0196 ==> 12. Within 30 days of design review or construction surveillance.
 0197 ==> 13. Within 30 days of design review or construction surveillance.
 0198 ==> 14. ESD/DE 6/0
 0199 ==> AS REQ BY PO ■
 0200 ==> 10501
 0201 ==> 2. System Engineering Management Plan (SEMP)
 0202 ==> 4. DI-S-3618
 0203 ==> 10. ONE/R
 0204 ==> 12. 30 DAC
 0205 ==> 13. AS REQ

0206 ==> 14. AS REQ BY PO
 0207 ==> 10541
 0208 ==> 2. Contractor Test Plans/Procedures
 0209 ==> 3. Contractor Test Plans
 0210 ==> 4. DI-T-3702A/M. Test Plans only.
 0211 ==> 8. A. Draft: 15 days prior to PDR.
 0212 ==> 10. ONE/R
 0213 ==> 12. Final: 30 days after Government approval of draft.
 0214 ==> 13. AS REQ
 0215 ==> 14. AS REQ BY PO
 0216 ==> 10701
 0217 ==> 2. Installation Test Plan/Procedures (Ground C-E Equipment)
 0218 ==> 3. Installation Test Plan
 0219 ==> 4. DI-T-3712A. Test plans only.
 0220 ==> 8. A. Draft: 30 days prior to CDR.
 0221 ==> 10. ONE/R
 0222 ==> 12. Final: 30 days after Government approval of draft.
 0223 ==> 13. AS REQ
 0224 ==> 14. AS REQ BY PO
 0225 ==> 10761
 0226 ==> 2. Acceptance Test Procedures
 0227 ==> 4. DI-T-3714A
 0228 ==> 8. A. Draft: prior to FCA.
 0229 ==> 10. ONE/R
 0230 ==> 12. Final: 30 days after Government approval of draft.
 0231 ==> 13. AS REQ
 0232 ==> 14. AS REQ BY PO
 0233 ==> 10781
 0234 ==> 2. Final Test Report
 0235 ==> 4. DI-T-3716A
 0236 ==> 10. ONE/R
 0237 ==> 12. 30 days after completion of test.
 0238 ==> 14. AS REQ BY PO
 0239 ==> 10821
 0240 ==> 2. Installation Test Report (Ground C-E Equipment)
 0241 ==> 4. DI-T-3720B
 0242 ==> 10. ONE/R
 0243 ==> 12. 30 days after completion of tests.
 0244 ==> 13. AS REQ
 0245 ==> 14. AS REQ BY PO
 0246 ==> 10841
 0247 ==> 2. Acceptance Test Reports
 0248 ==> 4. DI-T-3721A
 0249 ==> 10. ONE/R
 0250 ==> 13. AS REQ
 0251 ==> 14. AS REQ BY PO
 0252 ==> 10881
 0253 ==> 2. Test Requirements Document (TRD)
 0254 ==> 4. DI-T-3734A
 0255 ==> 10. ONE/R
 0256 ==> 12. 30 days after Government approval of the ORLA.
 0257 ==> 14. AS REQ BY PO
 0258 ==> 10921

0259 ==> 2. Cost Performance Report (CPR)
 0260 ==> 4. DI-F-6000C
 0261 ==> 10. MTHLY
 0262 ==> 12. 30 DAC
 0263 ==> 13. 15th of each month thereafter.
 0264 ==> 14. AS REQ BY PO
 0265 ==> ACCI 1/0
 0266 ==> 16. Deliver one magnetic tape to ESD/ACCI. Specific instructions
 0267 ==> for this tape are included in the back up.
 0268 ==> 10941
 0269 ==> 2. Contract Funds Status Report (CFSR)
 0270 ==> 4. DI-F-6004B
 0271 ==> 10. QTRLY
 0272 ==> 14. AS REQ BY PO
 0273 ==> ACCI 1/0
 0274 ==> 10961
 0275 ==> 2. Cost Data Summary Report (DD Form 1921)
 0276 ==> 4. DI-F-6006
 0277 ==> 10. Annually
 0278 ==> 12. & 13. For all incentive type contracts (FPIF, CPIF, FPI) reports
 0279 ==> marked Final Report will be submitted at the end of the month
 0280 ==> during which the final price revision is signed by the contractor
 0281 ==> and the government. For CPFF contracts, Final Report will be
 0282 ==> submitted when cumulative costs have reached 98% of the estimate
 0283 ==> at completion.
 0284 ==> 14. ACCI 4/0
 0285 ==> AS REQ BY PO
 0286 ==> 10981
 0287 ==> 2. Functional Cost Hour Report (DD Form 1921-1)
 0288 ==> 4. DI-F-6007
 0289 ==> 10. Annually
 0290 ==> 12. & 13. For all incentive type contracts (FPIF, CPIF, FPI) reports
 0291 ==> marked Final Report will be submitted at the end of the month
 0292 ==> during which the final price revision is signed by the contractor
 0293 ==> and the government. For CPFF contracts, Final Report will be
 0294 ==> submitted when cumulative costs have reached 98% of the estimate
 0295 ==> at completion.
 0296 ==> 14. ACCI 4/0
 0297 ==> AS REQ BY PO
 0298 ==> 11001
 0299 ==> 2. Progress Curve Report (DD Form 1921-2)
 0300 ==> 4. DI-F-6008
 0301 ==> 10. AR
 0302 ==> 12. Unit/lot completion as specified in contract. Following delivery
 0303 ==> of the last prime item, a report marked Preliminary Final Report
 0304 ==> shall be submitted at the end of the month in which the item was
 0305 ==> delivered and accepted.
 0306 ==> 13. For all CPFF contracts, Final Report shall be submitted when
 0307 ==> cumulative costs have reached 98% of estimate at completion.
 0308 ==> For all incentive contracts, Final Reports shall be submitted
 0309 ==> at the end of the month during which the final price revision is
 0310 ==> signed by the contractor and the government.
 0311 ==> 14. ACCI 4/0

0312 ==> AS REQ BY PO
 0313 ==> 11021
 0314 ==> 2. Plant-Wide Data Report (DD Form 1921-3)
 0315 ==> 4. DI-F-6009
 0316 ==> 10. Annually. The report shall be prepared based on contractor's
 0317 ==> accounting system and estimating procedures.
 0318 ==> 14. ACCI 5/0
 0319 ==> AS REQ BY PO
 0320 ==> 11041
 0321 ==> 2. Cost Schedule Status Report (C/SSR)
 0322 ==> 4. DI-F-6010A
 0323 ==> 10. MTHLY
 0324 ==> 14. ACCI 1/0
 0325 ==> AS REQ BY PO
 0326 ==> 16. Deliver one magnetic tape to ESD/ACCI. Specific instructions
 0327 ==> for this tape are included in the back up.
 0328 ==> 11141
 0329 ==> 2. Integrated Support Plan
 0330 ==> 4. DI-L-6138
 0331 ==> 10. ONE/R
 0332 ==> 12. 30 DAC
 0333 ==> 13. Revisions, as required, following contract award.
 0334 ==> 14. AS REQ BY PO
 0335 ==> USING COMD 2/0
 0336 ==> ALC-AR
 0337 ==> ATC 2/0
 0338 ==> 11201
 0339 ==> 2. Logistics Support Plan for Preoperational Support (LSPPS)
 0340 ==> 4. DI-L-6143/M
 0341 ==> 10. ONE/R
 0342 ==> 12. 30 DAC
 0343 ==> 14. AS REQ BY PO
 0344 ==> AFLC
 0345 ==> USING COMD
 0346 ==> 11241
 0347 ==> 2. Preservation and Packaging Plan
 0348 ==> 4. DI-L-6147A
 0349 ==> 10. ONE/R
 0350 ==> 12. NLT 60 days prior to production packaging.
 0351 ==> 13. AS REQ
 0352 ==> 14. AS REQ BY PO
 0353 ==> 11661
 0354 ==> 2. Part Control Program Plan
 0355 ==> 4. DI-E-7026A
 0356 ==> 14. DESC/EPA 1/0
 0357 ==> RADC/RBRA 1/0
 0358 ==> AS REQ BY PO
 0359 ==> 11721
 0360 ==> 2. Drawings, Engineering and Associated Lists
 0361 ==> 4. DI-E-7031
 0362 ==> 14. DESC/EPA 1 N/R
 0363 ==> DISC/ESM 1 N/R
 0364 ==> RADC/RBRA 1 N/R

0365 ==> AS REQ BY PO
 0366 ==> 16. Whenever the generation of a control drawing that relates to the
 0367 ==> procurement of Parts in the categories listed in para 6.4 of MIL-
 0368 ==> STD-965 is needed and that generation is approved by the Procur-
 0369 ==> ing Activity, a copy of that Control Drawing together with a com-
 0370 ==> pleted DD Form 2052 will be distributed to DESC, DISC and/or RADC,
 0371 ==> as appropriate. Selected Item Drawings (SID) IAW DOD-STD-100
 0372 ==> shall be the type of Control Drawing provided whenever a drawing
 0373 ==> is provided that describes a piece part that requires selection,
 0374 ==> screening, testing, etc. over and above that provided by that
 0375 ==> part vendor's usual practice relative to the specific part num-
 0376 ==> bered item referenced in the drawing. ■
 0377 ==> 11741
 0378 ==> 2. Plan, Reliability Test
 0379 ==> 4. DI-R-7033
 0380 ==> 8. A
 0381 ==> 10. ONE/R
 0382 ==> 14. AS REQ BY PO ■
 0383 ==> 11761
 0384 ==> 2. Reports, Reliability Test and Demonstration
 0385 ==> 4. DI-R-7034
 0386 ==> 10. 0 TIME
 0387 ==> 14. AS REQ BY PO ■
 0388 ==> 11781
 0389 ==> 2. Procedures, Reliability Test and Demo
 0390 ==> 4. DI-R-7035
 0391 ==> 10. 0 TIME
 0392 ==> 14. AS REQ BY PO ■
 0393 ==> 11881
 0394 ==> 2. Report, Burn-In Test
 0395 ==> 4. DI-R-7040
 0396 ==> 10. 0 TIME
 0397 ==> 14. AS REQ BY PO ■
 0398 ==> 11901
 0399 ==> 2. Report, Failure Summary and Analysis
 0400 ==> 4. DI-R-7041
 0401 ==> 10. AR
 0402 ==> 14. AS REQ BY PO ■
 0403 ==> 11921
 0404 ==> 2. Human Engineering Program Plan
 0405 ==> 4. DI-H-7051
 0406 ==> 8. A
 0407 ==> 10. ONE/R
 0408 ==> 12. 30 DAC
 0409 ==> 13. AS REQ
 0410 ==> 14. AS REQ BY PO ■
 0411 ==> 11961
 0412 ==> 2. Human Engineering Test Plan
 0413 ==> 4. DI-H-7053
 0414 ==> 8. A. (15) days prior to PDR.
 0415 ==> 10. ONE/R
 0416 ==> 12. (30) days after Government approval of draft.
 0417 ==> 13. AS REQ

0418 ==> 14. AS REQ BY PO
 0419 ==> 12001
 0420 ==> 2. Critical Task Analysis Report
 0421 ==> 4. DI-H-7055
 0422 ==> 8. A
 0423 ==> 10. ONE/R
 0424 ==> 12. Prior to preliminary design reviews.
 0425 ==> 13. AS REQ
 0426 ==> 14. AS REQ BY PO
 0427 ==> 12021
 0428 ==> 2. Human Engineering Design Approach Document - Operator
 0429 ==> 4. DI-H-7056
 0430 ==> 8. A
 0431 ==> 10. ONE/R
 0432 ==> 12. Prior to critical design review.
 0433 ==> 13. AS REQ
 0434 ==> 14. AS REQ BY PO
 0435 ==> 12041
 0436 ==> 2. Human Engineering Design Approach Document - Maintainer
 0437 ==> 4. DI-H-7057
 0438 ==> 8. A
 0439 ==> 10. ONE/R
 0440 ==> 12. Prior to critical design phase.
 0441 ==> 13. AS REQ
 0442 ==> 14. AS REQ BY PO
 0443 ==> 12061
 0444 ==> 2. Human Engineering Test Report
 0445 ==> 4. DI-H-7058
 0446 ==> 10. ONE/R
 0447 ==> 14. AS REQ BY PO
 0448 ==> 12081
 0449 ==> 2. Human Engineering Progress Report
 0450 ==> 4. DI-H-7059
 0451 ==> 10. QTRLY
 0452 ==> 12. 90 DAC
 0453 ==> 13. Each quarter thereafter.
 0454 ==> 14. AS REQ BY PO
 0455 ==> 12101
 0456 ==> 2. Electromagnetic Interference Control Plan
 0457 ==> 4. DI-R-7061
 0458 ==> 8. A
 0459 ==> 10. ONE/R
 0460 ==> 13. AS REQ
 0461 ==> 14. AS REQ BY PO
 0462 ==> 12121
 0463 ==> 2. Electromagnetic Interference Test Report
 0464 ==> 4. DI-R-7062
 0465 ==> 8. A. Draft report 30 days after test.
 0466 ==> 10. 0 TIME
 0467 ==> 12. Final 30 days after draft approval.
 0468 ==> 14. AS REQ BY PO
 0469 ==> 12141
 0470 ==> 2. Electromagnetic Interference Test Plan/Procedures

0471 ==> 3. EMC Test Plan
 0472 ==> 4. DI-R-7063
 0473 ==> 8. A. Draft by CDR.
 0474 ==> 10. ONE/R
 0475 ==> 12. Final 30 days after draft approval.
 0476 ==> 13. AS REQ
 0477 ==> 14. AS REQ BY PO
 0478 ==> 12181
 0479 ==> 2. Reliability Program Plan
 0480 ==> 4. DI-R-7079
 0481 ==> 8. A.
 0482 ==> 10. ONE/R
 0483 ==> 13. AS REQ
 0484 ==> 14. AS REQ BY PO
 0485 ==> 12201
 0486 ==> 2. Reliability Status Report
 0487 ==> 4. DI-R-7080
 0488 ==> 10. AR
 0489 ==> 14. AS REQ BY PO
 0490 ==> 12281
 0491 ==> 2. Electronic Parts/Circuits Tolerance Analysis Report
 0492 ==> 4. DI-R-7084
 0493 ==> 10. ONE/R
 0494 ==> 14. AS REQ BY PO
 0495 ==> 12301
 0496 ==> 2. Report, FMECA
 0497 ==> 4. DI-R-7085
 0498 ==> 10. ONE
 0499 ==> 14. AS REQ BY PO
 0500 ==> 12321
 0501 ==> 2. Maintainability Program Plan
 0502 ==> 4. DI-R-7103. If the solicitor was the contractor from a previous
 0503 ==> phase, revise/update the preceding plan.
 0504 ==> 8. A
 0505 ==> 10. ONE/R
 0506 ==> 12. 60 DAC
 0507 ==> 13. Final report 30 days after receipt of comments.
 0508 ==> 14. AS REQ BY PO
 0509 ==> 12341
 0510 ==> 2. Maintainability Status Report
 0511 ==> 4. DI-R-7104
 0512 ==> 10. AR
 0513 ==> 12. 90 DAC
 0514 ==> 13. Quarterly thereafter.
 0515 ==> 14. AS REQ BY PO
 0516 ==> 12361
 0517 ==> 2. Data Collection, Analysis and Corrective Action System Reports
 0518 ==> 4. DI-R-7105
 0519 ==> 10. MTHLY
 0520 ==> 12. Start of test.
 0521 ==> 13. 30 day intervals after start of test.
 0522 ==> 14. AS REQ BY PO
 0523 ==> 12381

0524 ==> 2. Maintainability Modelling Report
 0525 ==> 4. DI-R-7106
 0526 ==> 10. ONE/R
 0527 ==> 12. 60 DAC
 0528 ==> 13. Updates for each re-design 30 days prior to design review.
 0529 ==> 14. AS REQ BY PO
 0530 ==> 12401
 0531 ==> 2. Maintainability Allocations Report
 0532 ==> 4. DI-R-7107
 0533 ==> 10. ONE/R
 0534 ==> 12. 60 DAC
 0535 ==> 13. Updates for each re-design 30 days prior to design review.
 0536 ==> 14. AS REQ BY PO
 0537 ==> 12421
 0538 ==> 2. Maintainability Predictions Report
 0539 ==> 4. DI-R-7108
 0540 ==> 10. ONE/R
 0541 ==> 12. 60 DAC
 0542 ==> 13. Updates for each re-design 30 days prior to design review.
 0543 ==> 14. AS REQ BY PO
 0544 ==> 12441
 0545 ==> 2. Maintainability Analysis Report
 0546 ==> 4. DI-R-7109
 0547 ==> 10. AR
 0548 ==> 12. 30 days prior to PDR and CDR.
 0549 ==> 13. 30 days prior to special R/M reviews.
 0550 ==> 14. AS REQ BY PO
 0551 ==> 12461
 0552 ==> 2. Maintainability Design Criteria Plan
 0553 ==> 4. DI-R-7110
 0554 ==> 10. ONE/R
 0555 ==> 12. 60 DAC
 0556 ==> 13. AS REQ
 0557 ==> 14. AS REQ BY PO
 0558 ==> 12481
 0559 ==> 2. Inputs to the Detailed Maintenance Plan and Logistics Support
 0560 ==> Analysis
 0561 ==> 4. DI-R-7111
 0562 ==> 10. ONE/R
 0563 ==> 12. 30 days prior to PDR and CDR.
 0564 ==> 14. AS REQ BY PO
 0565 ==> 12501
 0566 ==> 2. Maintainability Demonstration Report
 0567 ==> 4. DI-R-7113
 0568 ==> 10. ONE/R
 0569 ==> 12. 30 days after test.
 0570 ==> 13. AS REQ
 0571 ==> 14. AS REQ BY PO
 0572 ==> 12621
 0573 ==> 2. Computer Program Configuration Item Developmental Test and
 0574 ==> Evaluation Report
 0575 ==> 4. OT-DI-E-30152
 0576 ==> 8. A

0577 ==> 10. 0 TIME
 0578 ==> 12. NLT 30 days after completion of test.
 0579 ==> 14. AS REQ BY PO
 0580 ==> USING COMD 1/0
 0581 ==> SUP COMD 1/0
 0582 ==> AFTEC 1/0
 0583 ==> 12641
 0584 ==> 2. Computer Program Configuration Item Test Procedures
 0585 ==> 4. OT-DI-E-30153
 0586 ==> 8. A. 1st submission: Draft submitted after Government approval of
 0587 ==> Test Plan but NLT CDR.
 0588 ==> 10. ONE/R
 0589 ==> 12. Final submission: 30 days after Government approval of draft.
 0590 ==> 13. Revisions as required.
 0591 ==> 14. AS REQ BY PO
 0592 ==> USING COMD 1/0
 0593 ==> SUP COMD 1/0
 0594 ==> AFTEC 1/0
 0595 ==> 12661
 0596 ==> 2. Computer Program Configuration Item Test Plan
 0597 ==> 4. OT-DI-E-30154
 0598 ==> 8. A. Draft 60 days after PDR.
 0599 ==> 10. ONE/R
 0600 ==> 12. Final submission: 30 days after Government approval of draft.
 0601 ==> 13. Revisions as required.
 0602 ==> 14. AS REQ BY PO
 0603 ==> USING COMD 1/0
 0604 ==> SUP COMD 1/0
 0605 ==> 12721
 0606 ==> 2. Critical Item Control Plan
 0607 ==> 4. DI-R-30511
 0608 ==> 8. A
 0609 ==> 10. ONE/R
 0610 ==> 14. AS REQ BY PO
 0611 ==> 12741
 0612 ==> 2. Survivability/Vulnerability Program Plan
 0613 ==> 4. DI-R-30515
 0614 ==> 8. A
 0615 ==> 10. ONE/R
 0616 ==> 12. 90 DAC
 0617 ==> 14. AS REQ BY PO
 0618 ==> 12761
 0619 ==> 2. Computer Program Development Plan
 0620 ==> 4. DI-S-30567A
 0621 ==> 8. A
 0622 ==> 10. ONE/R
 0623 ==> 12. NLT 60 DAC. Comments from negotiations are to be incorporated
 0624 ==> in submittal of CPDP. Updates are required.
 0625 ==> 13. AS REQ
 0626 ==> 14. AS REQ BY PO
 0627 ==> 12981
 0628 ==> 2. Tempest Test and Evaluation Report
 0629 ==> 4. DI-T-5180

0630 ==> 14. AS REQ BY PO
 0631 ==> 13001
 0632 ==> 2. Tempest Test Facility Certification Report, Electromagnetics
 0633 ==> 4. DI-T-5181A
 0634 ==> 14. AS REQ BY PO
 0635 ==> 13021
 0636 ==> 2. Tempest Detection System Certification Report, Electromagnetics
 0637 ==> 4. DI-T-5182A
 0638 ==> 14. AS REQ BY PO
 0639 ==> 13041
 0640 ==> 2. Tempest Test Set-up Ambient Signal Control Certification Report,
 0641 ==> Electromagnetics
 0642 ==> 4. DI-T-5183A
 0643 ==> 14. AS REQ BY PO
 0644 ==> 13061
 0645 ==> 2. System Safety Program Plan
 0646 ==> 4. DI-H-7047A
 0647 ==> 12. 30 DAC
 0648 ==> 13. O/TIME
 0649 ==> 14. AS REQ BY PO
 0650 ==> 13081
 0651 ==> 2. Reliability Block Diagrams and Math Models Report
 0652 ==> 4. DI-R-7094
 0653 ==> 10. ONE/R
 0654 ==> 14. AS REQ BY PO
 0655 ==> 13101
 0656 ==> 2. Reliability Prediction and Documentation of Supporting Data
 0657 ==> 4. DI-R-7095
 0658 ==> 10. ONE/R
 0659 ==> 14. AS REQ BY PO
 0660 ==> 13121
 0661 ==> 2. Survivability Cost Effectiveness Tradeoff
 0662 ==> 4. DI-R-21498A
 0663 ==> 14. AS REQ BY PO
 0664 ==> 13141
 0665 ==> 2. Tempest Test Plan, Electromagnetics
 0666 ==> 4. DI-T-5140B
 0667 ==> 14. AS REQ BY PO
 0668 ==> 13161
 0669 ==> 2. Tempest Control Plan
 0670 ==> 4. DI-T-5245
 0671 ==> 14. AS REQ BY PO
 0672 ==> 13181
 0673 ==> 2. Positional Handbook - Information System Operational Personnel
 0674 ==> 4. DI-M-3409
 0675 ==> 14. AS REQ BY PO
 0676 ==> 13201
 0677 ==> 2. User's Manual - Computer Program
 0678 ==> 4. DI-H-3410
 0679 ==> 14. AS REQ BY PO
 0680 ==> 13221
 0681 ==> 2. Maintainability Demonstration Test Plan
 0682 ==> 4. DI-R-7112

0683 ==> 14. AS REQ BY PO
 0684 ==> 13261
 0685 ==> 2. Configuration Management Accounting Reports (Machine or Manually
 0686 ==> Prepared)
 0687 ==> 4. DI-E-3133
 0688 ==> 14. AS REQ BY PO
 0689 ==> 13281
 0690 ==> 2. System Safety Hazard Analysis Report
 0691 ==> 3. Preliminary Hazard Analysis
 0692 ==> 4. DI-H-7048B
 0693 ==> 12. 30 days before PDR
 0694 ==> 13. Update A/R
 0695 ==> 14. AS REQ BY PO
 0696 ==> 13381
 0697 ==> 2. Commercial Off-the-Shelf Manual
 0698 ==> 4. DI-M-7024
 0699 ==> 14. AS REQ BY PO
 0700 ==> 13461
 0701 ==> 2. Nuclear Hardness Critical Item Index
 0702 ==> 4. OT-DI-L-30324
 0703 ==> 14. AS REQ BY PO
 0704 ==> 13501
 0705 ==> 2. Technical Reports
 0706 ==> 3. HA, HM, HS Plan
 0707 ==> 4. DI-S-3591A/M
 0708 ==> 14. AS REQ BY PO
 0709 ==> 13541
 0710 ==> 2. Technical Reports
 0711 ==> 3. Vulnerability Analysis - Upset/Damage
 0712 ==> 4. DI-S-3591A
 0713 ==> 14. AS REQ BY PO
 0714 ==> 13581
 0715 ==> 2. Technical Reports
 0716 ==> 3. Vulnerability Analysis - Critical CIS
 0717 ==> 4. DI-S-3591A
 0718 ==> 14. AS REQ BY PO
 0719 ==> 13601
 0720 ==> 2. Technical Reports
 0721 ==> 3. Threat Analysis
 0722 ==> 4. DI-S-3591A
 0723 ==> 14. AS REQ BY PO
 0724 ==> 13621
 0725 ==> 2. Nonstandard Part Approval Requests/Proposed Additions to an
 0726 ==> Approved PPSL
 0727 ==> 4. DI-E-7028A
 0728 ==> 14. DESC/EPA 1/0
 0729 ==> DISC/ESM 1/0
 0730 ==> RADC/RBRA 1/0
 0731 ==> AS REQ BY PO
 0732 ==> 16. Prepare three separate submissions: One covering
 0733 ==> electrical and electronic parts as shown in para 6.4b of MIL-STD-
 0734 ==> 965 which is to be distributed to DESC, and others in Block 14
 0735 ==> except DISC. The second submission covering Mechanical Parts as

0736 ==> shown in para 6.4a of MIL-STD-965 is to be distributed to DISC and
 0737 ==> others in Block 14 except DESC and RADC. The remaining items will
 0738 ==> be submitted to all addressees except DESC and DISC. Within 30
 0739 ==> days following the establishment of the Product baseline, the con-
 0740 ==> tractor shall annotate, by simple means, a complete copy of both
 0741 ==> the Mechanical and the Electrical/Electronic PPSL together with
 0742 ==> their amendments, indicating which of the listed items are actual-
 0743 ==> ly being used in the baseline product. The annotated PPSL shall
 0744 ==> be sent to DISC only and the Electrical/Electronic to DESC only. ■
 0745 ==> 13941
 0746 ==> 2. Training and Training Equipment Planning Information
 0747 ==> 4. DI-H-7066
 0748 ==> 10. ONE
 0749 ==> 12. 90 DAC
 0750 ==> 14. HQ ATC/TTYR 1/0
 0751 ==> HQ ATC/TTYK 1/0
 0752 ==> HQ ATC/TTYS 1/0
 0753 ==> ESD/TTGT 1/0
 0754 ==> 3300 TCHTW/TTGXV 1/0
 0755 ==> 3300 TCHTW/TTGXR 1/0 ■
 0756 ==> 13981
 0757 ==> 2. Training Support Data
 0758 ==> 4. DI-H-3258A
 0759 ==> 10. AS REQ
 0760 ==> 13. AS REQ
 0761 ==> 14. 3300 TCHTW/TTGXR 15/0
 0762 ==> 16. Contingency item will be called out as a deliverable only in the
 0763 ==> event Technical Orders/manuals will not be available for training. ■
 0764 ==> 14061
 0765 ==> 2. Safety Assessment Report
 0766 ==> 4. DI-H-7049A
 0767 ==> 10. 1/R
 0768 ==> 12. 60 days prior to Major Test Milestones; e.g., DT&E.
 0769 ==> 13. AR
 0770 ==> 14. AS REQ BY PO ■
 0771 ==> 14141
 0772 ==> 2. System Safety Hazard Analysis Report
 0773 ==> 3. Subsystem Hazard Analysis
 0774 ==> 4. DI-H-7048B
 0775 ==> 12. 60 days after PDR
 0776 ==> 13. Update A/R
 0777 ==> 14. AS REQ BY PO ■
 0778 ==> 14161
 0779 ==> 2. System Safety Hazard Analysis Report
 0780 ==> 3. System Hazard Analysis
 0781 ==> 4. DI-H-7048B
 0782 ==> 12. 30 days prior to CDR
 0783 ==> 13. Update A/R
 0784 ==> 14. AS REQ BY PO ■
 0785 ==> 14181
 0786 ==> 2. System Safety Hazard Analysis Report
 0787 ==> 3. Operating and Support Hazard Analysis
 0788 ==> 4. DI-H-7048B

0789 ==>	12.	60 days prior to Major Test Milestone; i.e., DT&E.	
0790 ==>	13.	Update A/R	
0791 ==>	14.	AS REQ BY PO	▪
0792 ==>	1821		
0793 ==>	DI-S-3618	System Engineering Management	
0794 ==>		Plan (SEMP)	▪
0795 ==>	1921		
0796 ==>	DI-R-7084	Electronic Parts/Circuits	
0797 ==>		Tolerance Analysis Report	▪
0798 ==>	1941		
0799 ==>	DI-R-30511	Critical Item Control Plan	▪
0800 ==>	1961		
0801 ==>	DI-R-7041	Report, Failure Summary and	
0802 ==>		Analysis	▪
0803 ==>	1981		
0804 ==>	DI-R-7079	Reliability Program Plan	▪
0805 ==>	2001		
0806 ==>	DI-R-7080	Reliability Status Report	▪
0807 ==>	2041		
0808 ==>	DI-R-7033	Plan, Reliability Test	▪
0809 ==>	2061		
0810 ==>	DI-R-7040	Report, Burn-In Test	▪
0811 ==>	2081		
0812 ==>	DI-R-7035	Procedures, Reliability Test	
0813 ==>		and Demo	▪
0814 ==>	2101		
0815 ==>	DI-R-7034	Reports, Reliability Test and	
0816 ==>		Demonstration	▪
0817 ==>	2301		
0818 ==>	DI-R-3548	Suspect Material Deficiency	
0819 ==>		Notice (ALERT) and Response	▪
0820 ==>	2381		
0821 ==>	DI-R-3524	IEMCAP Report	▪
0822 ==>	2401		
0823 ==>	DI-R-7061	Electromagnetic Interference	
0824 ==>		Control Plan	▪
0825 ==>	2421		
0826 ==>	DI-R-7063	Electromagnetic Interference	
0827 ==>		Test Plan/Procedures	▪
0828 ==>	2441		
0829 ==>	DI-R-7062	Electromagnetic Interference	
0830 ==>		Test Report	▪
0831 ==>	2461		
0832 ==>	DI-L-6143/M	Logistics Support Plan for	
0833 ==>		Preoperational Support (LSPPS)	▪
0834 ==>	3141		
0835 ==>	DI-A-3023	Contract Work Breakdown	
0836 ==>		Structure (CWBS)	▪
0837 ==>	3161		
0838 ==>	DI-F-6004B	Contract Funds Status Report	
0839 ==>		(CFSR)	▪
0840 ==>	3181		
0841 ==>	DI-F-6006	Cost Data Summary Report	

0842 ==>		(DD Form 1921)	▪
0843 ==>	3201		
0844 ==>	DI-F-6007	Functional Cost Hour Report	▪
0845 ==>		(DD Form 1921-1)	▪
0846 ==>	3221		
0847 ==>	DI-F-6009	Plant-Wide Data Report	▪
0848 ==>		(DD Form 1921-3)	▪
0849 ==>	3241		
0850 ==>	DI-F-6008	Progress Curve Report	▪
0851 ==>		(DD Form 1921-2)	▪
0852 ==>	3261		
0853 ==>	DI-F-6000C	Cost Performance Report (CPR)	▪
0854 ==>	3281		
0855 ==>	DI-F-6010A	Cost Schedule Status Report	▪
0856 ==>		(C/SSR)	▪
0857 ==>	3341		
0858 ==>	DI-L-6147A	Preservation and Packaging Plan	▪
0859 ==>	3381		
0860 ==>	DI-A-3007	Program Schedule	▪
0861 ==>	3401		
0862 ==>	DI-E-7031	Drawings, Engineering and	▪
0863 ==>		Associated Lists	▪
0864 ==>	3461		
0865 ==>	DI-A-3027	Data Accession List/Internal	▪
0866 ==>		Data	▪
0867 ==>	3481		
0868 ==>	DI-E-3126A	Request for Nomenclature	▪
0869 ==>	3501		
0870 ==>	DI-S-3591A	Technical Reports	▪
0871 ==>	3521		
0872 ==>	DI-M-3401/M	Technical Order Publication	▪
0873 ==>		Plan	▪
0874 ==>	3541		
0875 ==>	DI-M-3402	Technical Order Status and	▪
0876 ==>		Schedules	▪
0877 ==>	3561		
0878 ==>	DI-M-3407B	Technical Orders	▪
0879 ==>	3581		
0880 ==>	DI-M-3405A	Technical Order CFAE/CFE	▪
0881 ==>		Notices and Related Tech Orders	▪
0882 ==>	3601		
0883 ==>	DI-A-3006	Photographic Plan	▪
0884 ==>	3621		
0885 ==>	DI-A-3011	Still Photo Coverage	▪
0886 ==>	3641		
0887 ==>	DI-A-3013	Motion Picture Coverage	▪
0888 ==>		(Footage)	▪
0889 ==>	3661		
0890 ==>	DI-E-3108	Configuration Management Plan	▪
0891 ==>	3681		
0892 ==>	DI-E-3101	System Specification	▪
0893 ==>	3741		
0894 ==>	DI-E-3119B	Computer Program Development	▪

0895 ==>		Specification (Type B5)	▪
0896 ==>	3761		
0897 ==>	DI-E-3102A	Configuration Item Development Specification (B1)	▪
0898 ==>			
0899 ==>	3861		
0900 ==>	DI-E-3120B	Computer Program Product Specification (C5)	▪
0901 ==>			
0902 ==>	3881		
0903 ==>	DI-E-3103A	Configuration Item Product Fabrication Specification (C1B)	▪
0904 ==>			
0905 ==>	3901		
0906 ==>	DI-E-3106	Specification Maintenance Document	▪
0907 ==>			
0908 ==>	3921		
0909 ==>	DI-E-3123	Change Status Report (Computer Program)	▪
0910 ==>			
0911 ==>	3941		
0912 ==>	DI-E-3122	Configuration Index (Computer Program)	▪
0913 ==>			
0914 ==>	3961		
0915 ==>	DI-E-3121	Version Description Document (Computer Programs)	▪
0916 ==>			
0917 ==>	3981		
0918 ==>	DI-E-3129	Request for Deviation/Waiver	▪
0919 ==>	4001		
0920 ==>	DI-E-3128	Engineering Change Proposal (ECP)	▪
0921 ==>			
0922 ==>	4021		
0923 ==>	DI-E-3127	Advance Change Study Notice	▪
0924 ==>	4041		
0925 ==>	DI-E-3116	System Allocation Document	▪
0926 ==>	4061		
0927 ==>	DI-E-3118	Minutes of Formal Reviews, Inspections and Audits	▪
0928 ==>			
0929 ==>	4081		
0930 ==>	DI-A-3029	Agenda, Design Reviews, Configuration Audits and Demonstrations	▪
0931 ==>			
0932 ==>			
0933 ==>	4121		
0934 ==>	DI-S-30567A	Computer Program Development Plan	▪
0935 ==>			
0936 ==>	4401		
0937 ==>	DI-S-3559	Final Facilities Design Package	▪
0938 ==>	4581		
0939 ==>	DI-T-3702A	Contractor Test Plans/ Procedures	▪
0940 ==>			
0941 ==>	4681		
0942 ==>	DI-T-3716A	Final Test Report	▪
0943 ==>	4741		
0944 ==>	DI-T-3734A	Test Requirements Document (TRD)	▪
0945 ==>			
0946 ==>	4761		
0947 ==>	DI-T-3712A	Installation Test Plan/	

0948 ==>		Procedures (Ground C-E	▪
0949 ==>		Equipment)	
0950 ==>	4801		
0951 ==>	DI-T-3714A	Acceptance Test Procedures	▪
0952 ==>	4821		
0953 ==>	DI-T-3720B	Installation Test Report	▪
0954 ==>		(Ground C-E Equipment)	
0955 ==>	4861		
0956 ==>	DI-T-3721A	Acceptance Test Reports	▪
0957 ==>	4901		
0958 ==>	DI-R-30515	Survivability/Vulnerability	▪
0959 ==>		Program Plan	
0960 ==>	5021		
0961 ==>	DI-E-7028	Nonstandard Part Approval	▪
0962 ==>		Requests/Proposed Additions to	
0963 ==>		an Approved PPSL	▪
0964 ==>	5061		
0965 ==>	DI-E-7026	Part Control Program Plan	▪
0966 ==>	5081		
0967 ==>	DI-H-7051	Human Engineering Program Plan	▪
0968 ==>	5101		
0969 ==>	DI-H-7059	Human Engineering Progress	▪
0970 ==>		Report	
0971 ==>	5121		
0972 ==>	DI-H-7056	Human Engineering Design	▪
0973 ==>		Approach Document - Operator	
0974 ==>	5141		
0975 ==>	DI-H-7057	Human Engineering Design	▪
0976 ==>		Approach Document - Maintainer	
0977 ==>	5181		
0978 ==>	DI-H-7055	Critical Task Analysis Report	▪
0979 ==>	5381		
0980 ==>	DI-H-7053	Human Engineering Test Plan	▪
0981 ==>	5401		
0982 ==>	DI-H-7058	Human Engineering Test Report	▪
0983 ==>	5421		
0984 ==>	DI-M-3409	Positional Handbook -	▪
0985 ==>		Information System Operational	
0986 ==>		Personnel	
0987 ==>	5441		
0988 ==>	DI-M-3410	User's Manual - Computer	▪
0989 ==>		Program	
0990 ==>	5601		
0991 ==>	DI-E-3133	Configuration Management	▪
0992 ==>		Accounting Reports	
0993 ==>		(Machine or Manually Prepared)	▪
0994 ==>	5641		
0995 ==>	DI-T-5140B	Tempest Test Plan,	▪
0996 ==>		Electromagnetics	
0997 ==>	5661		
0998 ==>	DI-T-5181A	Tempest Test Facility	▪
0999 ==>		Certification Report,	
1000 ==>		Electromagnetics	▪

1001 ==>	5681		
1002 ==>		DI-T-5182A	Tempest Detection System
1003 ==>			Certification Report,
1004 ==>			Electromagnetics
1005 ==>	5701		
1006 ==>		DI-T-5183A	Tempest Test Set-up Ambient
1007 ==>			Signal Control Certification
1008 ==>			Report, Electromagnetics
1009 ==>	5721		
1010 ==>		DI-T-5245	Tempest Control Plan
1011 ==>	5741		
1012 ==>		DI-T-5180	Tempest Test and Evaluation
1013 ==>			Report
1014 ==>	5761		
1015 ==>		DI-H-7047A	System Safety Program Plan
1016 ==>	5781		
1017 ==>		DI-H-7048B	System Safety Hazard Analysis
1018 ==>			Report
1019 ==>	5861		
1020 ==>		DI-R-2129	Maintainability Demonstration
1021 ==>			Plan
1022 ==>	5981		
1023 ==>		DI-R-7085	Failure Mode, Effects and
1024 ==>			Criticality Analysis Report
1025 ==>	6241		
1026 ==>		DI-R-7094	Reliability Block Diagrams and
1027 ==>			Math Models Report
1028 ==>	6261		
1029 ==>		DI-R-7095	Reliability Prediction and
1030 ==>			Documentation of Supporting
1031 ==>			Data
1032 ==>	6281		
1033 ==>		DI-R-7113	Maintainability Demonstration
1034 ==>			Report
1035 ==>	6301		
1036 ==>		DI-R-7112	Maintainability Demonstration
1037 ==>			Test Plan
1038 ==>	6321		
1039 ==>		DI-R-7111	Inputs to the Detailed
1040 ==>			Maintenance Plan and
1041 ==>			Logistics Support Analysis
1042 ==>	6341		
1043 ==>		DI-R-7110	Maintainability Design Criteria
1044 ==>			Plan
1045 ==>	6361		
1046 ==>		DI-R-7103	Maintainability Program Plan
1047 ==>	6381		
1048 ==>		DI-R-7104	Maintainability Status Report
1049 ==>	6401		
1050 ==>		DI-R-7105	Data Collection, Analysis and
1051 ==>			Corrective Action System
1052 ==>			Reports
1053 ==>	6421		

1054 ==>	DI-R-7106	Maintainability Modelling Report	▪
1055 ==>			
1056 ==>	6441		
1057 ==>	DI-R-7107	Maintainability Allocations Report	▪
1058 ==>			
1059 ==>	6461		
1060 ==>	DI-R-7109	Maintainability Analysis Report	▪
1061 ==>	6481		
1062 ==>	DI-R-7108	Maintainability Predictions Report	▪
1063 ==>			
1064 ==>	6641		
1065 ==>	DI-L-6138	Integrated Support Plan	▪
1066 ==>	8621		
1067 ==>	UT-DI-A-30026	Reports, Quality Assurance Program Status	▪
1068 ==>			
1069 ==>	8681		
1070 ==>	OT-DI-E-30154	Computer Program Configuration Item Test Plan	▪
1071 ==>			
1072 ==>	8701		
1073 ==>	OT-DI-E-30153	Computer Program Configuration Item Test Procedures	▪
1074 ==>			
1075 ==>	8721		
1076 ==>	OT-DI-E-30152	Computer Program Configuration Item Developmental Test and Evaluation Report	▪
1077 ==>			
1078 ==>			
1079 ==>	9181		
1080 ==>	DI-R-21498A	Survivability Cost Effectiveness Tradeoff	▪
1081 ==>			
1082 ==>	13361		
1083 ==>	DI-M-7024	Commercial Off-the-Shelf Manual	▪
1084 ==>	13421		
1085 ==>	OT-DI-L-30324	Nuclear Hardness Critical Item Study	▪
1086 ==>			
1087 ==>	13921		
1088 ==>	DI-H-7066	Training and Training Equipment Planning Information	▪
1089 ==>			
1090 ==>	13961		
1091 ==>	DI-H-3258A	Training Support Data	▪
1092 ==>	14041		
1093 ==>	DI-H-7049A	Safety Assessment Report	▪
1094 ==>	21		
1095 ==>	The contractor shall design military systems, equipment, and		
1096 ==>	facilities to meet the human engineering requirements in		▪
1097 ==>	of MIL-H-46855B.		▪
1098 ==>			
1099 ==>	MIL-H-46855B	Human Engineering Requirements for	
1100 ==>	31 Jan 79	Military Systems, Equipment and	
1101 ==>		Facilities	▪
1102 ==>	81		
1103 ==>	The contractor shall establish and maintain a work breakdown		
1104 ==>	structure in accordance with		▪
1105 ==>	of MIL-STD-881A.		▪
1106 ==>			

1107 ==> MIL-STD-881A Work Breakdown Structure for Defense
 1108 ==> 25 Apr 75 Material Items
 1109 ==> 121
 1110 ==> The contractor shall establish and maintain a reliability program
 1111 ==> for end item development in accordance with
 1112 ==> of MIL-STD-785B.
 1113 ==>
 1114 ==> MIL-STD-785B Reliability Program for Systems and
 1115 ==> 15 Sept 80 Equipment Development and Production
 1116 ==> 301
 1117 ==> The contractor shall identify all end items requiring nomencla-
 1118 ==> ture. The contractor shall develop and recommend nomenclature for
 1119 ==> these end items in accordance with
 1120 ==> of MIL-STD-196C.
 1121 ==> MIL-STD-196C Joint Electronic Type Designation System
 1122 ==> 22 Apr 71
 1123 ==> 321
 1124 ==> The contractor shall conduct program technical reviews and
 1125 ==> configuration audits for all configuration items of the end item in
 1126 ==> accordance with
 1127 ==> of MIL-STD-1521A.
 1128 ==> MIL-STD-1521A Technical Reviews and Audits for Systems
 1129 ==> 1 Jun 76 Equipments and Computer Programs
 1130 ==> Notice 1
 1131 ==> 29 Sep 78
 1132 ==> Notice 2
 1133 ==> 21 Dec 81
 1134 ==> 361
 1135 ==> The contractor shall establish and maintain a reliability / main-
 1136 ==> tainability program consistent with the principles and definitions
 1137 ==> contained in
 1138 ==> of MIL-STD-721C.
 1139 ==> MIL-STD-721C Definitions of Terms for Reliability
 1140 ==> 12 Jun 81 and Maintainability
 1141 ==> 381
 1142 ==> The contractor shall develop predictions of the reliability of
 1143 ==> components and assemblies of electronic end item equipment in accor-
 1144 ==> dance with
 1145 ==> of MIL-HDBK-217D.
 1146 ==> MIL-HDBK-217D Reliability Prediction of Electronic
 1147 ==> 15 Jan 82 Equipment
 1148 ==> Notice 1
 1149 ==> 401
 1150 ==> The contractor shall establish and maintain a maintainability
 1151 ==> program for the contract end item in accordance with
 1152 ==> of MIL-STD-470A.
 1153 ==>
 1154 ==> MIL-STD-470A Maintainability Program Requirements
 1155 ==> 3 Jan 83 (For Systems and Equipment)
 1156 ==> 421
 1157 ==> The contractor shall accomplish a maintainability verification /
 1158 ==> demonstration evaluation in accordance with
 1159 ==> of MIL-STD-471A.

1160 ==>
 1161 ==> MIL-STD-471A Maintainability
 1162 ==> 27 Mar 73 Verification/Demonstration
 1163 ==> Notice 2 Evaluation
 1164 ==> 8 Dec 78
 1165 ==> 501
 1166 ==> The contractor shall conduct the configuration management tasks
 1167 ==> and meet the configuration management requirements in
 1168 ==> of MIL-STD-483.
 1169 ==>
 1170 ==> MIL-STD-483 Configuration Management Practices for
 1171 ==> 31 Dec 70 Systems, Equipment, Munitions, and
 1172 ==> Notice 2 Computer Programs
 1173 ==> 21 Mar 79
 1174 ==> 521
 1175 ==> The contractor prepared specifications shall meet the format and
 1176 ==> content requirements in
 1177 ==> of MIL-STD-490.
 1178 ==>
 1179 ==> MIL-STD-490 Specification Practices
 1180 ==> 30 Oct 68
 1181 ==> Notice 2
 1182 ==> 18 May 72
 1183 ==> 741
 1184 ==> The contractor shall establish and maintain a management system
 1185 ==> in accordance with
 1186 ==> of MIL-STD-1528.
 1187 ==>
 1188 ==> MIL-STD-1528 Production Management
 1189 ==> 1 Aug 72
 1190 ==> 821
 1191 ==> The contractor shall establish and maintain an electromagnetic
 1192 ==> emission and susceptibility control program for the control of elec-
 1193 ==> tromagnetic interference in accordance with
 1194 ==> of MIL-STD-461B.
 1195 ==> MIL-STD-461B Electromagnetic Emission and
 1196 ==> 1 Apr 80 Susceptibility Requirements for the
 1197 ==> Control of Electromagnetic Interference
 1198 ==> 841
 1199 ==> The contractor shall measure the electromagnetic interference
 1200 ==> characteristics in accordance with
 1201 ==> of MIL-STD-462.
 1202 ==>
 1203 ==> MIL-STD-462 Electromagnetic Interference
 1204 ==> 31 Jul 67 Characteristics, Measurement of
 1205 ==> Notice 2
 1206 ==> 1 May 70
 1207 ==> 881
 1208 ==> The contractor shall include design provisions for grounding,
 1209 ==> bonding, and shielding of electronic equipment in accordance with
 1210 ==> of MIL-STD-188-124.
 1211 ==>
 1212 ==> MIL-STD-188-124 Grounding, Bonding and Shielding

1213 ==> 14 Jun 78
 1214 ==> 941
 1215 ==> The contractor shall conduct a logistic support analysis in
 1216 ==> accordance with
 1217 ==> of MIL-STD-1388-1A.
 1218 ==>
 1219 ==> MIL-STD-1388-1A Logistic Support Analysis
 1220 ==> 11 Apr 83
 1221 ==> 981
 1222 ==> The contractor shall establish and maintain a system safety
 1223 ==> program in accordance with
 1224 ==> of MIL-STD-882B.
 1225 ==>
 1226 ==> MIL-STD-882B System Safety Program Requirements
 1227 ==> 30 Mar 84
 1228 ==> 1001
 1229 ==> The contractor shall participate in the government / industry
 1230 ==> data exchange program in accordance with
 1231 ==> of MIL-STD-1556A (USAF).
 1232 ==>
 1233 ==> MIL-STD-1556A (USAF) Government/Industry Data Exchange Program
 1234 ==> 29 Feb 76 Contractor Participation Requirements
 1235 ==> 1061
 1236 ==> The contractor shall establish and maintain a systems
 1237 ==> engineering management program in accordance with
 1238 ==> of MIL-STD-499A.
 1239 ==>
 1240 ==> MIL-STD-499A Engineering Management
 1241 ==> 1 May 74
 1242 ==> 1161
 1243 ==> The contractor shall conduct provisioning analyses of end item
 1244 ==> components and assemblies in accordance with
 1245 ==> of MIL-STD-1561B.
 1246 ==>
 1247 ==> MIL-STD-1561B Provisioning Procedures, Uniform DoD
 1248 ==> 17 Mar 81
 1249 ==> 1301
 1250 ==> The contractor shall provide cargo aircraft dimensional data in
 1251 ==> accordance with
 1252 ==> of MIL-HDBK-318.
 1253 ==>
 1254 ==> MIL-HDBK-318 Cargo Aircraft Compartment Dimensional
 1255 ==> 1 Apr 77 Data
 1256 ==> 1661
 1257 ==> The contractor shall develop calibration system requirements in
 1258 ==> accordance with
 1259 ==> of MIL-STD-45662.
 1260 ==>
 1261 ==> MIL-STD-45662 Calibration System Requirements
 1262 ==> 10 Jun 80
 1263 ==> 1701
 1264 ==> The contractor shall analyze and recommend support equipment that
 1265 ==> maximizes the use of items identified in the support equipment for the

1266 ==> Air Force in
 1267 ==> of MIL-HDBK-300M.
 1268 ==> MIL-HDBK-300M Air Force Technical Information File of
 1269 ==> 1 Oct 82 Support Equipment
 1270 ==> 1781
 1271 ==> The contractor shall establish a parts control program in
 1272 ==> accordance with
 1273 ==> of MIL-STD-965.
 1274 ==>
 1275 ==> MIL-STD-965 Parts Control Program
 1276 ==> 15 Apr 77
 1277 ==> Notice 1
 1278 ==> 22 Dec 78
 1279 ==> Notice 2
 1280 ==> 16 Feb 81
 1281 ==> Notice 3
 1282 ==> 26 Aug 83
 1283 ==> 5821
 1284 ==> The contractor shall establish and maintain a configuratin
 1285 ==> control program to provide engineering changes, deviations, and
 1286 ==> waivers in accordance with
 1287 ==> of DOD-STD-480A.
 1288 ==> DOD-STD-480A Configuration Control Engineering
 1289 ==> 12 Apr 78 Changes, Deviations and Waivers
 1290 ==> 5941
 1291 ==> The contractor shall establish and maintain a program consistent
 1292 ==> with the definitions contained in
 1293 ==> of MIL-STD-280A.
 1294 ==>
 1295 ==> MIL-STD-280A Definition of Item Levels, Item
 1296 ==> 7 Jul 69 Exchangeability, Models and Related Terms
 1297 ==> 5961
 1298 ==> The contractor shall develop models and predictions for
 1299 ==> reliability in accordance with
 1300 ==> of MIL-STD-756B.
 1301 ==>
 1302 ==> MIL-STD-756B Reliability Modeling and Prediction
 1303 ==> 18 Nov 81
 1304 ==> Notice 1
 1305 ==> 31 Aug 82
 1306 ==> 6001
 1307 ==> The contractor shall develop procedures for performing a failure
 1308 ==> mode, effects, and criticality analysis in accordance with
 1309 ==> of MIL-STD-1629A.
 1310 ==>
 1311 ==> MIL-STD-1629A Procedures for Performing a Failure Mode,
 1312 ==> 24 Nov 80 Effects and Criticality Analysis
 1313 ==> Notice 1
 1314 ==> 7 Jun 83
 1315 ==> 6021
 1316 ==> The contractor shall conduct reliability design qualification and
 1317 ==> production acceptance tests in accordance with
 1318 ==> of MIL-STD-781C.

1319 ==>
 1320 ==> MIL-STD-781C Reliability Design Qualification and
 1321 ==> 21 Oct 77 Production Acceptance Tests: Exponential
 1322 ==> Notice 1 Distribution
 1323 ==> 20 Mar 81
 1324 ==> 6041
 1325 ==> The contractor prepared technical manuals shall meet the style
 1326 ==> and format requirements of
 1327 ==> of MIL-M-38784A.
 1328 ==>
 1329 ==> MIL-M-38784A Manual, Technical, General Style and
 1330 ==> Amendment 6 Format Requirements
 1331 ==> 21 Dec 81
 1332 ==> 6061
 1333 ==> The contractor prepared technical orders shall meet the reading
 1334 ==> level requirements in
 1335 ==> of MIL-STD-1752.
 1336 ==>
 1337 ==> MIL-STD-1752 (USAF) Reading Level Requirements for
 1338 ==> 22 Sep 78 Preparation of Technical Orders
 1339 ==> 6121
 1340 ==> The contractor shall develop the electronic equipment
 1341 ==> requirements in accordance with
 1342 ==> of MIL-STD-454H.
 1343 ==>
 1344 ==> MIL-STD-454H Standard General Requirements for
 1345 ==> 30 Jul 82 Electronic Equipment
 1346 ==> 8921
 1347 ==> The contractor shall establish and maintain a user-system inter-
 1348 ==> face design for computer-based information systems in accordance with
 1349 ==> of ESD-TR-82-132.
 1350 ==>
 1351 ==> ESD-TR-82-132 User-System Interface Design for
 1352 ==> Apr 82 Computer-Based Information Systems
 1353 ==> 8941
 1354 ==> The contractor shall establish a human engineering program in
 1355 ==> accordance with
 1356 ==> of AFAHRL-TR-81-35.
 1357 ==>
 1358 ==> AFAHRL-TR-81-35 Human Engineering Procedures Guide
 1359 ==> Sep 81
 1360 ==> 13641
 1361 ==> The contractor shall establish and maintain a parts selection
 1362 ==> program for electrical / electronic parts in accordance with
 1363 ==> of PPSL-01, Rev C.
 1364 ==>
 1365 ==> PPSL-01, Rev C Program Parts Selection List
 1366 ==> 6 Aug 84 Electrical/Electronic Parts
 1367 ==> 13661
 1368 ==> The contractor shall establish and maintain a parts selection
 1369 ==> program for mechanical parts in accordance with
 1370 ==> of PPSL-01, Rev B.
 1371 ==>

Appendix B: Standards File

Key Value	Record Value		
-----	-----		
0001	==> M	962	962
0002	==> S	186	186
0003	==> H	1119	1119
0004	==> O	1795	1795
0005	==> R	888	888
0006	==> D	593	593
0007	==> P	1779	1779
0008	==> F	1905	1905
0009	==> A	1049	1049
0010	==> X AVAILABLE FOR NEW LIBRARY TYPE		
0011	==> X AVAILABLE FOR NEW LIBRARY TYPE		
0012	==> X AVAILABLE FOR NEW LIBRARY TYPE		
0013	==> X AVAILABLE FOR NEW LIBRARY TYPE		
0014	==> X AVAILABLE FOR NEW LIBRARY TYPE		
0015	==> X AVAILABLE FOR NEW LIBRARY TYPE		
0016	==> 5.3		
0017	==> P	16	214
0018	==> 5.2		
0019	==> P	18	303
0020	==> 3.5.1.2		
0021	==> P	20	1201
0022	==> 3.5		
0023	==> P	22	21
0024	==> PARA		
0025	==> P	24	1238
0026	==> R	101	52 1.04
0027	==> M	121	1883 785.0000
0028	==> 301		
0029	==> P	28	1833
0030	==> 209		
0031	==> P	30	1903
0032	==> 208		
0033	==> P	32	31
0034	==> 206		
0035	==> P	34	394
0036	==> 203		
0037	==> P	36	1847
0038	==> 202		
0039	==> P	38	37
0040	==> 201		
0041	==> P	40	39
0042	==> 105		
0043	==> P	42	1889
0044	==> 104		
0045	==> P	44	43
0046	==> 102		

0047 ==> P	46	931	
0048 ==> TASK			
0049 ==> P	48	945	
0050 ==> 101			
0051 ==> P	50	47	
0052 ==> R	141	53	1.05
0053 ==> R	161	54	1.06
0054 ==> R	181	55	1.07
0055 ==> R	201	56	1.08
0056 ==> R	221	57	1.09
0057 ==> R	241	61	1.10
0058 ==> 0	261	449	5.10
0059 ==> 3.1 THRU 3.11			
0060 ==> P	59	917	
0061 ==> R	281	95	1.11
0062 ==> M	301	946	196.00
0063 ==> ALL			
0064 ==> P	63	164	
0065 ==> M	321	162	1521.00
0066 ==> H	341	72	6.10
0067 ==> M	361	947	721.00
0068 ==> APPENDIX			
0069 ==> P	68	92	
0070 ==> FIGURE 1			
0071 ==> P	70	1205	
0072 ==> H	381	964	217.00
0073 ==> 3			
0074 ==> P	73	160	
0075 ==> Sec. 40			
0076 ==> P	75	49	
0077 ==> M	401	82	470.00
0078 ==> 5.0			
0079 ==> P	78	226	
0080 ==> 4.0			
0081 ==> P	80	1272	
0082 ==> M	421	932	471.00
0083 ==> 3.0			
0084 ==> P	83	823	
0085 ==> 2.0			
0086 ==> P	85	41	
0087 ==> 1.0			
0088 ==> P	87	1105	
0089 ==> APPENDIX B TO B.10.5			
0090 ==> P	89	360	
0091 ==> APPENDIX A			
0092 ==> P	91	352	
0093 ==> H	441	1110	472.0000
0094 ==> S	461	414	7513.00
0095 ==> R	481	150	1.12
0096 ==> M	501	141	483.00
0097 ==> XX			
0098 ==> P	97	1880	
0099 ==> XIX			

0100 ==> P	99	98	
0101 ==> P			
0102 ==> P	101	25	
0103 ==>	XVIII		
0104 ==> P	103	663	
0105 ==>	XVII		
0106 ==> P	105	104	
0107 ==>	XVII		
0108 ==> P	107	104	
0109 ==>	XVI		
0110 ==> P	109	108	
0111 ==>	XV		
0112 ==> P	111	110	
0113 ==>	XIV		
0114 ==> P	113	112	
0115 ==>	XIII		
0116 ==> P	115	114	
0117 ==>	XII		
0118 ==> P	117	116	
0119 ==>	XI		
0120 ==> P	119	118	
0121 ==>	X		
0122 ==> P	121	120	
0123 ==>	IX		
0124 ==> P	123	1897	
0125 ==>	VIII		
0126 ==> P	125	740	
0127 ==>	VII		
0128 ==> P	127	126	
0129 ==>	VI		
0130 ==> P	129	128	
0131 ==>	V		
0132 ==> P	131	130	
0133 ==>	IV		
0134 ==> P	133	132	
0135 ==>	III		
0136 ==> P	135	134	
0137 ==>	II		
0138 ==> P	137	136	
0139 ==>	I		
0140 ==> P	139	138	
0141 ==> M	521	308	490.00
0142 ==> O	541	154	480.00
0143 ==> M	561	96	481.00
0144 ==> F			
0145 ==> P	144	71	
0146 ==> E			
0147 ==> P	146	145	
0148 ==> G			
0149 ==> P	148	25	
0150 ==> R	581	151	1.13
0151 ==> R	601	152	1.14
0152 ==> R	621	153	1.15

0153 ==>	R	641	158	1.16
0154 ==>	0	661	1087	800.2400
0155 ==>	CHAPTER 5, SECTION B			
0156 ==>	P	155	988	
0157 ==>	0	681	154	716.00
0158 ==>	R	701	161	1.17
0159 ==>	3 Sec. 40			
0160 ==>	P	159	811	
0161 ==>	R	721	168	1.180
0162 ==>	M	741	301	1528.0000
0163 ==>	ALL EXCEPT			
0164 ==>	P	163	827	
0165 ==>	5.5			
0166 ==>	P	165	288	
0167 ==>	M	761	949	1567.00
0168 ==>	R	781	195	1.19
0169 ==>	S	801	94	6051.00
0170 ==>	3.2.2			
0171 ==>	P	170	173	
0172 ==>	3.2.3			
0173 ==>	P	172	175	
0174 ==>	3.2.6-3.2.12			
0175 ==>	P	174	795	
0176 ==>	3.2.14			
0177 ==>	P	176	179	
0178 ==>	3.2.15			
0179 ==>	P	178	1217	
0180 ==>	4.3.3-4.3.5			
0181 ==>	P	180	1798	
0182 ==>	M	821	185	461.00
0183 ==>	PARTS 1 AND 2, CLASS A1b			
0184 ==>	P	183	990	
0185 ==>	M	841	77	462.00
0186 ==>	S	861	169	5087.00
0187 ==>	PARTS 1 AND 4, CLASS A3			
0188 ==>	P	187	692	
0189 ==>	M	881	62	188.00
0190 ==>	0	901		010000.00
0191 ==>	CHAPTER			
0192 ==>	P	191	1125	
0193 ==>	5			
0194 ==>	P	193	1802	
0195 ==>	R	921	209	1.20
0196 ==>	M	941	1876	1388.0000
0197 ==>	5.8.13			
0198 ==>	P	197	242	
0199 ==>	5.8.11			
0200 ==>	P	199	198	
0201 ==>	5.8.2			
0202 ==>	P	201	248	
0203 ==>	5.4.1			
0204 ==>	P	203	256	
0205 ==>	5.4			

0206 ==> P	205	204	
0207 ==> 5.1.1			
0208 ==> P	207	262	
0209 ==> R	961	306	1.21
0210 ==> M	981	452	882.00
0211 ==> 5.5.1.1 THRU	5.6		
0212 ==> P	211	232	
0213 ==> 5.3 THRU	5.4		
0214 ==> P	213	284	
0215 ==> 4.2.1			
0216 ==> P	215	228	
0217 ==> 4.1			
0218 ==> P	217	841	
0219 ==> 1.3.6			
0220 ==> P	219	326	
0221 ==> 5.6 THRU	5.9		
0222 ==> P	221	939	
0223 ==> 5.1.2			
0224 ==> P	223	1302	
0225 ==> 5.1			
0226 ==> P	225	1442	
0227 ==> 4.2.2			
0228 ==> P	227	853	
0229 ==> 5.5.1.1			
0230 ==> P	229	212	
0231 ==> 5.5.1.2			
0232 ==> P	231	234	
0233 ==> 5.5.1.3			
0234 ==> P	233	236	
0235 ==> 5.5.1.4			
0236 ==> P	235	238	
0237 ==> 5.6			
0238 ==> P	237	222	
0239 ==> 5.4			
0240 ==> P	239	286	
0241 ==> 5.9			
0242 ==> P	241	1875	
0243 ==> Y			
0244 ==> P	243	0	
0245 ==> 5.10			
0246 ==> P	245	943	
0247 ==> 5.9			
0248 ==> P	247	432	
0249 ==> 5.8			
0250 ==> P	249	202	
0251 ==> 5.7			
0252 ==> P	251	250	
0253 ==> 5.6			
0254 ==> P	253	292	
0255 ==> 5.5			
0256 ==> P	255	276	
0257 ==> 5.3			
0258 ==> P	257	290	

0259 ==>	5.2		
0260 ==>	P 259	258	
0261 ==>	5.1.2		
0262 ==>	P 261	260	
0263 ==>	5.1		
0264 ==>	P 263	208	
0265 ==>	4.2.3		
0266 ==>	P 265	376	
0267 ==>	4.1		
0268 ==>	P 267	266	
0269 ==>	3.0		
0270 ==>	P 269	799	
0271 ==>	1.3.6		
0272 ==>	P 271	1174	
0273 ==>	1.3.5		
0274 ==>	P 273	272	
0275 ==>	5.5.1.1		
0276 ==>	P 275	278	
0277 ==>	5.5.1.2		
0278 ==>	P 277	280	
0279 ==>	5.5.1.3		
0280 ==>	P 279	282	
0281 ==>	5.5.1.4		
0282 ==>	P 281	254	
0283 ==>	5.3-5.4.4		
0284 ==>	P 283	240	
0285 ==>	5.4-5.4.4		
0286 ==>	P 285	294	
0287 ==>	5.5-5.9		
0288 ==>	P 287	230	
0289 ==>	5.3-5.4.4		
0290 ==>	P 289	206	
0291 ==>	5.6-5.10		
0292 ==>	P 291	252	
0293 ==>	5.4.4		
0294 ==>	P 293	166	
0295 ==>	4.2.4		
0296 ==>	P 295	464	
0297 ==>	R 961	0	22.00
0298 ==>	M 981	196	965.00
0299 ==>	5.1-5.1.3		
0300 ==>	P 299	305	
0301 ==>	M 1001	389	1556.00
0302 ==>	5.2-5.2.4.2		
0303 ==>	P 302	460	
0304 ==>	5.1-5.2.4.2		
0305 ==>	P 304	468	
0306 ==>	R 1021	307	2.01
0307 ==>	R 1041	381	2.02
0308 ==>	M 1061	67	499.00
0309 ==>	10.2.9		
0310 ==>	P 309	1891	
0311 ==>	10.2.7.3		

0312 ==> P	311	1559
0313 ==> 10.2.4		
0314 ==> P	313	312
0315 ==> 10.1.8		
0316 ==> P	315	332
0317 ==> 10.1.6		
0318 ==> P	317	344
0319 ==> 10.1.5.2		
0320 ==> P	319	318
0321 ==> 10.1.2		
0322 ==> P	321	330
0323 ==> 10.1		
0324 ==> P	323	322
0325 ==> 10		
0326 ==> P	325	350
0327 ==> 4		
0328 ==> P	327	1893
0329 ==> 10.1.2-10.1.5.2		
0330 ==> P	329	374
0331 ==> 10.1.8-10.2.4		
0332 ==> P	331	348
0333 ==> SECTION		
0334 ==> P	333	1184
0335 ==> FIGURE 2, P 11		
0336 ==> P	335	1492
0337 ==> FIGURE 1, P 10		
0338 ==> P	337	336
0339 ==> 6		
0340 ==> P	339	1804
0341 ==> 4		
0342 ==> P	341	817
0343 ==> 10.1.6.1		
0344 ==> P	343	372
0345 ==> APPENDIX A		
0346 ==> P	345	124
0347 ==> 10.1.8-10.2.7.3		
0348 ==> P	347	370
0349 ==> 10-10.1.6		
0350 ==> P	349	324
0351 ==> APPENDIX B		
0352 ==> P	351	90
0353 ==> 10.1.6.4		
0354 ==> P	353	366
0355 ==> 10.1.6.3		
0356 ==> P	355	354
0357 ==> APPENDIX D		
0358 ==> P	357	378
0359 ==> APPENDIX C		
0360 ==> P	359	358
0361 ==> 40.1		
0362 ==> P	361	1863
0363 ==> 30.1		
0364 ==> P	363	29

0365	==>	10.1.7		
0366	==>	P	365	316
0367	==>	10.2-10.2.9		
0368	==>	P	367	314
0369	==>	10.1.9		
0370	==>	P	369	368
0371	==>	10.1.6.2		
0372	==>	P	371	356
0373	==>	10.1.2-10.1.6		
0374	==>	P	373	320
0375	==>	4.X		
0376	==>	P	375	264
0377	==>	APPENDIX E		
0378	==>	P	377	1490
0379	==>	APPENDIX F		
0380	==>	P	379	1494
0381	==>	R	1081	387 2.03
0382	==>	3.15		
0383	==>	P	382	1270
0384	==>	S	1101	187845.62.0000
0385	==>	APPENDIX XII		
0386	==>	P	385	766
0387	==>	R	1121	406 2.04
0388	==>	M	1141	301 1552.00
0389	==>	M	1161	167 1561.00
0390	==>	R	1181	406 2.05
0391	==>	204		
0392	==>	P	391	981
0393	==>	207		
0394	==>	P	393	33
0395	==>	302		
0396	==>	P	395	1857
0397	==>	303		
0398	==>	?	397	1859
0399	==>	304		
0400	==>	P	399	1142
0401	==>	CHAPTER 5		
0402	==>	P	401	156
0403	==>	O	1201	58 5.00
0404	==>	O	1221	405 5100.00
0405	==>	O	1241	1093 5203.0000
0406	==>	R	1261	415 2.05
0407	==>	RED EQUIPMENT		
0408	==>	P	407	410
0409	==>	RED/BLK INSTALLATION CRITERIA		
0410	==>	P	409	1561
0411	==>	S	1281	447 9024.00
0412	==>	H	1301	93 318.00
0413	==>	S	1321	411 8421.00
0414	==>	S	1341	413 8090.00
0415	==>	R	1361	416 2.06
0416	==>	R	1381	417 3.01
0417	==>	R	1401	418 3.02

0418	==> R	1421	419	3.03
0419	==> R	1441	420	3.04
0420	==> R	1461	421	4.01
0421	==> R	1481	422	4.02
0422	==> R	1501	423	4.03
0423	==> R	1521	424	4.04
0424	==> R	1541	425	4.05
0425	==> R	1561	954	4.06
0426	==> R	1581	427	5.01
0427	==> R	1601	428	5.02
0428	==> R	1621	1120	5.0300
0429	==> M	7		045662.00
0430	==> O	27	157	100.31
0431	==>	CHAPTER 3		
0432	==> P	431	434	
0433	==>	CHAPTER 4		
0434	==> P	433	440	
0435	==>	ATTACHMENT 1		
0436	==> P	435	442	
0437	==>	CHAPTER 4		
0438	==> P	437	402	
0439	==>	CHAPTER 5		
0440	==> P	439	338	
0441	==>	ATTACHMENT 5		
0442	==> P	441	1127	
0443	==> S	47	38428800.00	
0444	==> H	67	412	300.00
0445	==> O	87	430	33.00
0446	==> M	1661		045662.00
0447	==> S	1681	95128800.00	
0448	==> H	1701	412	300.00
0449	==> O	1721	1197	33.0000
0450	==> O	1741	965	100.31
0451	==> O	1761	1799	310.0000
0452	==> M	1781	196	965.00
0453	==>	PART 1		
0454	==> P	453	456	
0455	==>	PART 2		
0456	==> P	455	992	
0457	==>	PART 4		
0458	==> P	457	184	
0459	==>	5.2.3		
0460	==> P	459	17	
0461	==>	4.4.2		
0462	==> P	461	1336	
0463	==>	4.3		
0464	==> P	463	803	
0465	==> D	1801	1630	3701.0000
0466	==> D	1821	1629	3618.0000
0467	==>	5.1.1		
0468	==> P	467	224	
0469	==> D	1841	470	7079.00
0470	==> D	1861	475	7080.00

0471 ==> D	1881	469 7041.00
0472 ==> D	1901	0 7081.00
0473 ==> D	1921	466 2114.00
0474 ==> D	1841	1571 2114.0000
0475 ==> D	1861	1716 7082.0000
0476 ==> D	1881	628 1734.00
0477 ==> D	1901	1717 7083.0000
0478 ==> D	1921	1718 7084.0000
0479 ==> D	1941	174030511.0000
0480 ==> D	1961	1699 7041.0000
0481 ==> D	1981	1713 7079.0000
0482 ==> D	2001	1714 7080.0000
0483 ==> D	2021	1715 7081.0000
0484 ==> D	2041	1691 7033.0000
0485 ==> D	2061	1698 7040.0000
0486 ==> D	2081	1693 7035.0000
0487 ==> D	2101	1692 7034.0000
0488 ==> D	2121	1694 7036.0000
0489 ==> D	2141	1695 7037.0000
0490 ==> D	2161	1696 7038.0000
0491 ==> D	2181	1697 7039.0000
0492 ==> D	2201	1619 3535.0000
0493 ==> D	2221	1618 3533.0000
0494 ==> D	2241	597 3549.00
0495 ==> D	2261	497 3547.00
0496 ==> D	2281	500 3542.00
0497 ==> D	2301	1621 3548.0000
0498 ==> D	2321	1620 3537.0000
0499 ==> D	2341	496 3538.00
0500 ==> D	2361	495 3544.00
0501 ==> D	2381	1617 3524.0000
0502 ==> D	2401	1709 7061.0000
0503 ==> D	2421	1711 7063.0000
0504 ==> D	2441	1710 7062.0000
0505 ==> D	2461	1664 6143.0000
0506 ==> D	2481	1682 7010.0000
0507 ==> D	2501	1663 6142.0000
0508 ==> D	2521	1662 6140.0000
0509 ==> D	2541	507 6141.00
0510 ==> D	2561	1675 6180.0000
0511 ==> D	2581	1669 6162.0000
0512 ==> D	2601	1665 6144.0000
0513 ==> D	2621	1676 6181.0000
0514 ==> D	2641	54730317.00
0515 ==> D	2661	51430316.00
0516 ==> D	2681	1684 7017.0000
0517 ==> D	2701	1610 3344.0000
0518 ==> D	2721	525 6101.00
0519 ==> D	2741	1686 7019.0000
0520 ==> D	2761	1685 7018.0000
0521 ==> D	2781	1609 3342.0000
0522 ==> D	2801	476 1632.00
0523 ==> D	2821	1674 6177.0000

0524 ==> D	2841	1577 3014.0000
0525 ==> D	2861	1657 6102.0000
0526 ==> D	2881	1628 3596.0000
0527 ==> D	2901	1673 6176.0000
0528 ==> D	2921	1680 6186.0000
0529 ==> D	2941	1679 6185.0000
0530 ==> D	2961	1658 6120.0000
0531 ==> D	2981	1683 7016.0000
0532 ==> D	3001	1668 6153.0000
0533 ==> D	3021	1671 6171.0000
0534 ==> D	3041	1670 6165.0000
0535 ==> D	3061	1677 6183.0000
0536 ==> D	3081	1678 6184.0000
0537 ==> D	3101	1660 6127.0000
0538 ==> D	3121	1659 6121.0000
0539 ==> D	3141	1578 3023.0000
0540 ==> D	3161	1651 6004.0000
0541 ==> D	3181	1652 6006.0000
0542 ==> D	3201	1653 6007.0000
0543 ==> D	3221	1655 6009.0000
0544 ==> D	3241	1654 6008.0000
0545 ==> D	3261	1650 6000.0000
0546 ==> D	3281	1656 6010.0000
0547 ==> D	3301	60630318.00
0548 ==> D	3321	1667 6149.0000
0549 ==> D	3341	1666 6147.0000
0550 ==> D	3361	1608 3339.0000
0551 ==> D	3381	1574 3007.0000
0552 ==> D	3401	1690 7031.0000
0553 ==> D	3421	1616 3461.0000
0554 ==> D	3441	1607 3327.0000
0555 ==> D	3461	1579 3027.0000
0556 ==> D	3481	1596 3126.0000
0557 ==> D	3501	1626 3591.0000
0558 ==> D	3521	1611 3401.0000
0559 ==> D	3541	1612 3402.0000
0560 ==> D	3561	1615 3407.0000
0561 ==> D	3581	1613 3405.0000
0562 ==> D	3601	1573 3006.0000
0563 ==> D	3621	1575 3011.0000
0564 ==> D	3641	1576 3013.0000
0565 ==> D	3661	1588 3108.0000
0566 ==> D	3681	1581 3101.0000
0567 ==> D	3701	173330130.0000
0568 ==> D	3721	1584 3104.0000
0569 ==> D	3741	1591 3119.0000
0570 ==> D	3761	1582 3102.0000
0571 ==> D	3781	1773 3131.0000
0572 ==> D	3801	1772 3130.0000
0573 ==> D	3821	1585 3105.0000
0574 ==> D	3841	1600 3132.0000
0575 ==> D	3861	1592 3120.0000
0576 ==> D	3881	1583 3103.0000

0577 ==> D	3901	1586 3106.0000
0578 ==> D	3921	1595 3123.0000
0579 ==> D	3941	1594 3122.0000
0580 ==> D	3961	1593 3121.0000
0581 ==> D	3981	1599 3129.0000
0582 ==> D	4001	1598 3128.0000
0583 ==> D	4021	1597 3127.0000
0584 ==> D	4041	1589 3116.0000
0585 ==> D	4061	1590 3118.0000
0586 ==> D	4081	1580 3029.0000
0587 ==> D	4101	1587 3107.0000
0588 ==> D	4121	174230567.0000
0589 ==> D	4141	174330568.0000
0590 ==> D	4161	1602 3162.0000
0591 ==> D	4181	1248 745.0000
0592 ==> D	4201	591 744.00
0593 ==> D	4221	592 743.00
0594 ==> D	4241	173430145.0000
0595 ==> D	4261	557 3581.00
0596 ==> D	4281	173126346.0000
0597 ==> D	4301	1622 3551.0000
0598 ==> D	4321	600 6173.00
0599 ==> D	4341	1623 3552.0000
0600 ==> D	4361	1672 6174.0000
0601 ==> D	4381	1624 3558.0000
0602 ==> D	4401	1625 3559.0000
0603 ==> D	4421	174530573.0000
0604 ==> D	4441	174830577.0000
0605 ==> D	4461	175030719.0000
0606 ==> D	4481	173930319.0000
0607 ==> D	4501	1614 3406.0000
0608 ==> D	4521	174930718.0000
0609 ==> D	4541	174730575.0000
0610 ==> D	4561	174630574.0000
0611 ==> D	4581	1631 3702.0000
0612 ==> D	4601	1633 3705.0000
0613 ==> D	4621	1634 3707.0000
0614 ==> D	4641	1636 3708.0000
0615 ==> D	4661	1638 3709.0000
0616 ==> D	4681	1643 3716.0000
0617 ==> D	4701	1644 3718.0000
0618 ==> D	4721	1647 3729.0000
0619 ==> D	4741	1648 3734.0000
0620 ==> D	4761	1639 3712.0000
0621 ==> D	4781	1641 3713.0000
0622 ==> D	4801	1642 3714.0000
0623 ==> D	4821	1645 3720.0000
0624 ==> D	4841	1649 3737.0000
0625 ==> D	4861	1646 3721.0000
0626 ==> D	4881	174430572.0000
0627 ==> D	4901	174130515.0000
0628 ==> D	4921	1566 1759.0000
0629 ==> D	4941	1567 1760.0000

0630	==> D	4961	1568 1761.0000
0631	==> D	4981	1569 1762.0000
0632	==> D	5001	1570 1763.0000
0633	==> D	5021	1689 7028.0000
0634	==> D	5041	1688 7027.0000
0635	==> D	5061	1687 7026.0000
0636	==> D	5081	1700 7051.0000
0637	==> D	5101	1708 7059.0000
0638	==> D	5121	1705 7056.0000
0639	==> D	5141	1706 7057.0000
0640	==> D	5161	660 3266.00
0641	==> D	5181	1704 7055.0000
0642	==> D	5201	1603 3260.0000
0643	==> D	5221	1604 3262.0000
0644	==> D	5241	1701 7052.0000
0645	==> D	5261	1703 7054.0000
0646	==> D	5281	647 3263.00
0647	==> D	5301	649 3264.00
0648	==> D	5321	1712 7068.0000
0649	==> D	5341	1605 3265.0000
0650	==> D	5361	173830260.0000
0651	==> D	5381	1702 7053.0000
0652	==> D	5401	1707 7058.0000
0653	==> D	5421	1766 3409.0000
0654	==> D	5441	1767 3410.0000
0655	==> D	5461	656 3411.00
0656	==> D	5481	553 3413.00
0657	==> D	5501	653 3408.00
0658	==> D	5521	601 3553.00
0659	==> D	5521	175130720.0000
0660	==> D	5541	1606 3323.0000
0661	==> M	5561	65 1519.00
0662	==>	(ALL TASKS REQUIRE TAILORING)	
0663	==> P	662	1172
0664	==> D	5581	1681 7003.0000
0665	==>	TEST METHODS	
0666	==> P	665	100
0667	==>	PARTS 1 AND 7, CLASS B	
0668	==> P	667	672
0669	==>	RE03	
0670	==> P	669	408
0671	==>	RE02	
0672	==> P	671	670
0673	==>	CS06	
0674	==> P	673	147
0675	==>	CS05	
0676	==> P	675	674
0677	==>	CS04	
0678	==> P	677	676
0679	==>	CS03	
0680	==> P	679	678
0681	==>	CS02	
0682	==> P	681	680

0683	==>	CS01		
0684	==>	P	683	682
0685	==>	CE07		
0686	==>	P	685	192
0687	==>	CE06		
0688	==>	P	687	686
0689	==>	CE03		
0690	==>	P	689	688
0691	==>	PARTS 1 AND 7, CLASS A1d		
0692	==>	P	691	668
0693	==>	RS03		
0694	==>	P	693	334
0695	==>	RS02		
0696	==>	P	695	694
0697	==>	APPENDIX I		
0698	==>	P	697	1290
0699	==>	3.10		
0700	==>	P	699	738
0701	==>	3.9		
0702	==>	P	701	328
0703	==>	3.6		
0704	==>	P	703	1474
0705	==>	3.5		
0706	==>	P	705	1386
0707	==>	3.1 - 3.4		
0708	==>	P	707	1260
0709	==>	3.10		
0710	==>	P	709	726
0711	==>	3.9		
0712	==>	P	711	736
0713	==>	3.6		
0714	==>	P	713	782
0715	==>	3.5		
0716	==>	P	715	768
0717	==>	3.1 - 3.4		
0718	==>	P	717	732
0719	==>	APPENDIX II		
0720	==>	P	719	724
0721	==>	3.3.2		
0722	==>	P	721	770
0723	==>	APPENDIX III		
0724	==>	P	723	746
0725	==>	3.10 - 3.12		
0726	==>	P	725	748
0727	==>	3.8 - 3.9.1		
0728	==>	P	727	712
0729	==>	3.4.7 - 3.7		
0730	==>	P	729	716
0731	==>	3.1 - 3.4.2		
0732	==>	P	731	700
0733	==>	4.3 - 5.1		
0734	==>	P	733	774
0735	==>	4.2.3.2 EXAMPLE 2		

0736	==> P	735	734
0737	==>	3.2 - 4.2.3	
0738	==> P	737	722
0739	==>	1. - 3.1.3.1	
0740	==> P	739	718
0741	==>	APPENDIX XVI	
0742	==> P	741	436
0743	==>	APPENDIX VI	
0744	==> P	743	762
0745	==>	APPENDIX IV	
0746	==> P	745	758
0747	==>	3.10.1	
0748	==> P	747	786
0749	==>	3.4.7	
0750	==> P	749	730
0751	==>	APPENDIX V	
0752	==> P	751	744
0753	==>	APPENDIX XI	
0754	==> P	753	386
0755	==>	APPENDIX X	
0756	==> P	755	754
0757	==>	APPENDIX IX	
0758	==> P	757	752
0759	==>	APPENDIX VIII	
0760	==> P	759	756
0761	==>	APPENDIX VII	
0762	==> P	761	760
0763	==>	APPENDIX XIV	
0764	==> P	763	784
0765	==>	APPENDIX XIII	
0766	==> P	765	764
0767	==>	3.5 - 3.8	
0768	==> P	767	714
0769	==>	3.4	
0770	==> P	769	750
0771	==>	3.8	
0772	==> P	771	728
0773	==>	5.1.5	
0774	==> P	773	776
0775	==>	5.1.6	
0776	==> P	775	780
0777	==>	APPENDIX G	
0778	==> P	777	1496
0779	==>	5.1.7	
0780	==> P	779	346
0781	==>	3.7	
0782	==> P	781	772
0783	==>	APPENDIX XV	
0784	==> P	783	742
0785	==>	3.11	
0786	==> P	785	797
0787	==> D	5601	1770 3133.0000
0788	==>	3.4.9	

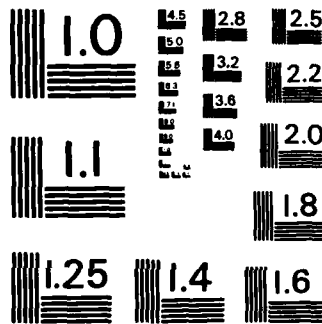
0789 ==> P 788 1268
 0790 ==> 3.4.8
 0791 ==> P 790 1412
 0792 ==> 3.4.1 AND APPENDIX III
 0793 ==> P 792 1266
 0794 ==> 3.3
 0795 ==> P 794 1402
 0796 ==> 3.2
 0797 ==> P 796 1262
 0798 ==> 3.1
 0799 ==> P 798 708
 0800 ==> 1.
 0801 ==> P 800 1298
 0802 ==> 4.3 - 5.1
 0803 ==> P 802 1468
 0804 ==> 4.2.3.2 (EXAMPLE 2:)
 0805 ==> P 804 1288
 0806 ==> 3.2 - 4.2.3
 0807 ==> P 806 1254
 0808 ==> 3.1.3.1 AND APPENDIX I
 0809 ==> P 808 1280
 0810 ==> 3. - 3.1.2.2
 0811 ==> P 810 1428
 0812 ==> 2.
 0813 ==> P 812 86
 0814 ==> 1.
 0815 ==> P 814 1276
 0816 ==> 4.
 0817 ==> P 816 1294
 0818 ==> 3.3.2 AND APPENDIX II
 0819 ==> P 818 1292
 0820 ==> 3.3 - 3.3.1
 0821 ==> P 820 1256
 0822 ==> 3.1
 0823 ==> P 822 1252
 0824 ==> 3.3
 0825 ==> P 824 821
 0826 ==> APP. A, PARA 10.1.6 & 10.2.8
 0827 ==> P 826 69
 0828 ==> 3.4
 0829 ==> P 828 1258
 0830 ==> 4.1.7
 0831 ==> P 830 1777
 0832 ==> 4.1.6
 0833 ==> P 832 831
 0834 ==> 4.1.4
 0835 ==> P 834 843
 0836 ==> 4.1.3
 0837 ==> P 836 835
 0838 ==> 4.1.2
 0839 ==> P 838 837
 0840 ==> 4.1.1
 0841 ==> P 840 1563

0842 ==> 4.1.5
 0843 ==> P 842 833
 0844 ==> 3.1.1 AND APPENDIX I
 0845 ==> P 844 1426
 0846 ==> 2.
 0847 ==> P 846 1304
 0848 ==> 3.3.2 AND APPENDIX II
 0849 ==> P 848 1510
 0850 ==> 3.3.1
 0851 ==> P 850 1308
 0852 ==> 4.2.3 (EXAMPLE 2:)
 0853 ==> P 852 1462
 0854 ==> 3.2 - 4.2.2
 0855 ==> P 854 807
 0856 ==> 3.1.1 - 3.1.2.2
 0857 ==> P 856 1430
 0858 ==> 3.4.7 AND APPENDICES VI & XVI
 0859 ==> P 858 791
 0860 ==> 3.4.6 AND APPENDIX V
 0861 ==> P 860 1352
 0862 ==> 3.4.5 AND APPENDIX IV
 0863 ==> P 862 1350
 0864 ==> 3.4.4
 0865 ==> P 864 1346
 0866 ==> 3.4.2
 0867 ==> P 866 1344
 0868 ==> 3.1.3.3.4 AND APPENDIX XII
 0869 ==> P 868 1376
 0870 ==> 3.1.3.2.4 AND APPENDIX V
 0871 ==> P 870 1374
 0872 ==> 3.1.3.2.3 AND APPENCIX IV
 0873 ==> P 872 899
 0874 ==> 3.1.3.2.2 AND APPENDIX III
 0875 ==> P 874 1370
 0876 ==> 3.1.3.2.1 AND APPENDIX II
 0877 ==> P 876 1368
 0878 ==> 3.1.1 - 3.1.1.3
 0879 ==> P 878 857
 0880 ==> 3.5 AND APPENDIX VII
 0881 ==> P 880 919
 0882 ==> 3.13
 0883 ==> P 882 1394
 0884 ==> 3.10 AND APPENDIX XIII
 0885 ==> P 884 1534
 0886 ==> 3.6 AND APPENDIX IX
 0887 ==> P 886 1356
 0888 ==> R 5621 996 0.110
 0889 ==> D 5641 1763 5140.0000
 0890 ==> D 5661 1756 5181.0000
 0891 ==> D 5681 1757 5182.0000
 0892 ==> D 5701 1758 5183.0000
 0893 ==> D 5721 1764 5245.0000
 0894 ==> D 5741 1755 5180.0000

0895 ==> D 5761 1759 7047.0000
 0896 ==> D 5781 1771 7048.0000
 0897 ==> R 5801 954 4.07
 0898 ==> 3.1.3.2.3 AND APPENDIX IV
 0899 ==> P 898 1372
 0900 ==> 3.1.1 - 3.1.1.2
 0901 ==> P 900 879
 0902 ==> 3.4.3
 0903 ==> P 902 1444
 0904 ==> 3.1.3.3.3 AND APPENDIX XI
 0905 ==> P 904 1526
 0906 ==> 3.1.3.3.2.2 AND APPENDIX X
 0907 ==> P 906 1524
 0908 ==> 3.1.3.3.2.1 AND APPENDIX IX
 0909 ==> P 908 1522
 0910 ==> 3.1.3.3.1.2 AND APPENDIX VIII
 0911 ==> P 910 1520
 0912 ==> 3.1.3.3.1.1 AND APPENDIX VII
 0913 ==> P 912 1452
 0914 ==> 3.1.2
 0915 ==> P 914 1362
 0916 ==> 3.1.1
 0917 ==> P 916 901
 0918 ==> 3.5 AND APPENDIX VIII
 0919 ==> P 918 1354
 0920 ==> 3.10.1 AND APPENDIX XIV
 0921 ==> P 920 1498
 0922 ==> 3.7 AND APPENDIX X
 0923 ==> P 922 1540
 0924 ==> 3.8 AND APPENDIX XI
 0925 ==> P 924 702
 0926 ==> 3.12
 0927 ==> P 926 1550
 0928 ==> 3.11 AND APPENDIX XV
 0929 ==> P 928 927
 0930 ==> 103
 0931 ==> P 930 45
 0932 ==> M 5821 143 480.00
 0933 ==> D 5841 937 2130.00
 0934 ==> D 5861 1572 2129.0000
 0935 ==> D 5881 934 2128.00
 0936 ==> D 5901 935 2127.00
 0937 ==> D 5921 562 2131.00
 0938 ==> 5.8
 0939 ==> P 938 200
 0940 ==> 5.12
 0941 ==> P 940 19
 0942 ==> 5.11
 0943 ==> P 942 941
 0944 ==> TEST METHOD (TBD)
 0945 ==> P 944 1199
 0946 ==> M 5941 961 280.00
 0947 ==> M 5961 950 756.00

0948	==> D	5981	1719	7085.0000
0949	==> M	6001	952	1629.00
0950	==> M	6021	27	781.00
0951	==> S	6041	99338784	.0000
0952	==> M	6061	963	1752.00
0953	==> D	6081	522	795.00
0954	==> R	6101	1829	4.0700
0955	==> 4.4			
0956	==> P	955	1334	
0957	==> 3.3.3			
0958	==> P	957	829	
0959	==> 403			
0960	==> P	959	1136	
0961	==> M	6121	182	454.00
0962	==> M	6141	189	129.00
0963	==> M	6161	446	1776.00
0964	==> H	6181	448	246.00
0965	==> O	6201	451	101.00
0966	==> D	6221	889	5085.00
0967	==> D	6241	1760	7094.0000
0968	==> D	6261	1761	7095.0000
0969	==> D	6281	1729	7113.0000
0970	==> D	6301	1768	7112.0000
0971	==> D	6321	1728	7111.0000
0972	==> D	6341	1727	7110.0000
0973	==> D	6361	1720	7103.0000
0974	==> D	6381	1721	7104.0000
0975	==> D	6401	1722	7105.0000
0976	==> D	6421	1723	7106.0000
0977	==> D	6441	1724	7107.0000
0978	==> D	6461	1726	7109.0000
0979	==> D	6481	1725	7108.0000
0980	==> 205			
0981	==> P	980	1849	
0982	==> R	6501	1881	1.0100
0983	==> A	6521	1037	80.014
0984	==> A	6541	1050	80.031
0985	==> A	6561	986	1080.007
0986	==> A	6581	1132	1080.0140
0987	==> CHAPTER 5, SECTIONS 5.2 & 5.3			
0988	==> P	987	1180	
0989	==> PARTS 1 AND 2, CLASS A1d			
0990	==> P	989	188	
0991	==> PART 2 OR			
0992	==> P	991	458	
0993	==> S	6601	38438804	.0000
0994	==> D	6621	1809	7999.0000
0995	==> D	6641	1661	6138.0000
0996	==> R	6661	982	0.120
0997	==> A	6681	1039	800.012
0998	==> A	6701	1061	57.001
0999	==> A	6721	1031	800.004
1000	==> A	6741	1001	800.0141

1001 ==> A	6761	985	800.0142
1002 ==> A	6781	1038	800.008
1003 ==> A	6801	1004	50.008
1004 ==> A	6821	1005	50.009
1005 ==> A	6841	1006	50.011
1006 ==> A	6861	1007	50.018
1007 ==> A	6881	1021	50.023
1008 ==> A	6901	1009	55.431
1009 ==> A	6921	998	55.432
1010 ==> A	6941	1064	66.014
1011 ==> A	6961	1170	800.0020
1012 ==> A	6981	1013	800.222
1013 ==> A	7001	1014	800.223
1014 ==> A	7021	1015	800.224
1015 ==> A	7041	1016	800.225
1016 ==> A	7061	1017	800.230
1017 ==> A	7081	1018	800.231
1018 ==> A	7101	985	800.240
1019 ==> A	7121	1028	300.002
1020 ==> A	7141	997	800.011
1021 ==> A	7161	1057	55.031
1022 ==> A	7181	1085	87.0010
1023 ==> A	7201	1012	800.215
1024 ==> A	7221	1046	70.015
1025 ==> A	7241	1003	23.036
1026 ==> A	7261	1041	57.006
1027 ==> A	7281	1055	173.001
1028 ==> A	7301	1029	310.001
1029 ==> A	7321	1036	310.003
1030 ==> A	7341	1011	600.001
1031 ==> A	7361	1002	800.006
1032 ==> A	7381	1062	136.008
1033 ==> A	7401	1186	127.0040
1034 ==> A	7421	1035	19.001
1035 ==> A	7441	1059	19.002
1036 ==> A	7461	1043	320.001
1037 ==> A	7481	1047	80.018
1038 ==> A	7501	1020	800.009
1039 ==> A	7521	1185	800.0150
1040 ==> A	7541	1033	122.002
1041 ==> A	7561	1010	65.003
1042 ==> A	7581	1045	71.001
1043 ==> A	7601	1044	400.026
1044 ==> A	7621	1048	400.027
1045 ==> A	7641	983	78.022
1046 ==> A	7661	1042	70.024
1047 ==> A	7681	984	80.022
1048 ==> A	7701	1030	400.041
1049 ==> A	7721	1034	8.002
1050 ==> A	7741	1051	80.040
1051 ==> A	7761	1052	80.041
1052 ==> A	7781	1053	80.043
1053 ==> A	7801	1054	80.044



MICROCOPY RESOLUTION TEST CHART
NATIONAL BUREAU OF STANDARDS - 1963 - A

1054 ==> A	7821	1022	80.045
1055 ==> A	7841	1056	200.015
1056 ==> A	7861	1058	200.017
1057 ==> A	7881	1008	55.044
1058 ==> A	7901	1019	205.004
1059 ==> A	7921	1060	23.002
1060 ==> A	7941	1025	23.008
1061 ==> A	7961	1063	57.004
1062 ==> A	7981	1027	170.011
1063 ==> A	8001	1026	57.005
1064 ==> A	8021	1024	66.030
1065 ==> A	8041	1023	800.210
1066 ==> A	8061	1000	800.019
1067 ==> A	8081	1068	5000.001
1068 ==> A	8101	1069	5000.002
1069 ==> A	8121	1070	5000.003
1070 ==> A	8141	1081	5000.0190
1071 ==> A	8161	1072	5000.039
1072 ==> A	8181	1083	5025.0010
1073 ==> A	8201	1074	2010.006
1074 ==> A	8221	1077	3224.0029
1075 ==> A	8241	1082	4120.0029
1076 ==> A	8261	1067	4155.001
1077 ==> A	8281	1557	4100.0352
1078 ==> A	8301	1071	5000.0352
1079 ==> A	8321	0	6050.0010
1080 ==> A	8341	1078	5000.0342
1081 ==> A	8361	1080	5000.0278
1082 ==> A	8381	1076	4120.0210
1083 ==> A	8401	1079	5160.0649
1084 ==> A	8421	1086	1800.0021
1085 ==> A	8441	1040	100.0310
1086 ==> A	8461	1073	1800.0240
1087 ==> 0	8481	1088	4120.0190
1088 ==> 0	8501	1091	5000.0020
1089 ==> 0	8521	404	5000.0361
1090 ==> 0	8541	190	7000.0029
1091 ==> 0	8561	1092	5000.0190
1092 ==> 0	8581	1089	5000.0332
1093 ==> 0	8601	1090	7000.0020
1094 ==> 0	8621	173230026.	0000
1095 ==> S	8641	052779.	0000
1096 ==> 3.2.9			
1097 ==> P	1096	825	
1098 ==> 3.2.7			
1099 ==> P	1098	1097	
1100 ==> 3.2.5			
1101 ==> P	1100	1099	
1102 ==> .1			
1103 ==> P	1102	815	
1104 ==> 1.1			
1105 ==> P	1104	220	
1106 ==> 0	8661	1601	3134.0000

1107	==> D	8681	173730154.0000	
1108	==> D	8701	173630153.0000	
1109	==> D	8721	173530152.0000	
1110	==> H	8741	0	1800.0031
1111	==>	ATTCH 4, PARA 2a		
1112	==> P	1111	1118	
1113	==>	21		
1114	==> P	1113	74	
1115	==>	ATTCH 5, PARA 2.1		
1116	==> P	1115	690	
1117	==>	ATTCH 4, PARA 2b		
1118	==> P	1117	1129	
1119	==> H	8761	66	1.2100
1120	==> R	8781	1121	6.0100
1121	==> R	8801	1226	6.0200
1122	==>	ATTCH 4		
1123	==> P	1122	1112	
1124	==>	CHAPTER 17, PARA 10		
1125	==> P	1124	1131	
1126	==>	ATTCH 2, PARA E(3)		
1127	==> P	1126	1123	
1128	==>	ATTCH 4, PARA 3b		
1129	==> P	1128	1138	
1130	==>	CHAPTER 17, PARA 4		
1131	==> P	1130	1140	
1132	==> A	8821	1084	1200.0031
1133	==>	1b(3)		
1134	==> P	1133	1146	
1135	==>	4b(3)		
1136	==> P	1135	194	
1137	==>	ATTCH 4, PARA 3c		
1138	==> P	1137	1166	
1139	==>	CHAPTER 17, PARA 5		
1140	==> P	1139	438	
1141	==>	3d(1)		
1142	==> P	1141	1152	
1143	==>	PARA 2o		
1144	==> P	1143	1188	
1145	==>	1e		
1146	==> P	1145	1160	
1147	==>	3d(4)		
1148	==> P	1147	1162	
1149	==>	3g(13)		
1150	==> P	1149	1154	
1151	==>	3d(2)		
1152	==> P	1151	1148	
1153	==>	3g(6)		
1154	==> P	1153	1156	
1155	==>	3g(7)		
1156	==> P	115 ^F	1158	
1157	==>	3g(8)		
1158	==> P	1157	342	
1159	==>	1j		

1160 ==> P 1159 813
 1161 ==> 3d(6)
 1162 ==> P 1161 1164
 1163 ==> 3g(12)
 1164 ==> P 1163 1150
 1165 ==> ATTCH 4, PARA 3d
 1166 ==> P 1165 1168
 1167 ==> ATTCH 4, PARA 3e
 1168 ==> P 1167 1178
 1169 ==> R 8821 0 6.0400
 1170 ==> A 8841 999 800.0030
 1171 ==> 1
 1172 ==> P 1171 801
 1173 ==> 2
 1174 ==> P 1173 847
 1175 ==> 3
 1176 ==> P 1175 1424
 1177 ==> ATTCH 4, PARA 5
 1178 ==> P 1177 1190
 1179 ==> CHAPTER 8, PARA 8-3 TO 8-8
 1180 ==> P 1179 1182
 1181 ==> CHAPTER 9
 1182 ==> P 1181 684
 1183 ==> SECTION 4.0
 1184 ==> P 1183 1246
 1185 ==> A 8861 1066 800.0160
 1186 ==> A 8881 1032 127.0120
 1187 ==> PARA 8-24(c)
 1188 ==> P 1187 1192
 1189 ==> ATTCH 4, PARA 5a(9)
 1190 ==> P 1189 1116
 1191 ==> PARA 9-5
 1192 ==> P 1191 1194
 1193 ==> PARA 9-6
 1194 ==> P 1193 454
 1195 ==> R 8901 1227 6.0400
 1196 ==> 0 8921 450 82.1320
 1197 ==> 0 8941 1196 81.0350
 1198 ==> USI CHECKLIST
 1199 ==> P 1198 1223
 1200 ==> 3.9.4.3
 1201 ==> P 1200 1203
 1202 ==> 3.9.4.9
 1203 ==> P 1202 364
 1204 ==> FIGURE 3.9-8
 1205 ==> P 1204 149
 1206 ==> 3.2.1.1
 1207 ==> P 1206 1234
 1208 ==> 3.2.1.1.3
 1209 ==> P 1208 1221
 1210 ==> 3.2.1.3.1
 1211 ==> P 1210 1213
 1212 ==> 3.2.1.3.2

1213 ==> P 1212 1215
1214 ==> 3.2.1.4
1215 ==> P 1214 177
1216 ==> 3.2.2
1217 ==> P 1216 1219
1218 ==> 3.2.2.2-3.2.2.5
1219 ==> P 1218 1225
1220 ==> 3.2.1.2
1221 ==> P 1220 1211
1222 ==> USI Checklist
1223 ==> P 1222 244
1224 ==> 3.2.3
1225 ==> P 1224 1101
1226 ==> R 8961 1195 6.0300
1227 ==> R 8981 1247 6.0500
1228 ==> R 9001 1229 6.0700
1229 ==> R 9021 1231 6.0800
1230 ==> R 9041 1235 6.1100
1231 ==> R 9061 1232 6.0900
1232 ==> R 9081 1230 6.1000
1233 ==> 3.2.1.1-3.2.1.1.3
1234 ==> P 1233 1209
1235 ==> R 9101 1236 6.1200
1236 ==> R 9121 1877 6.1300
1237 ==> PARA 1-2100-3
1238 ==> P 1237 1144
1239 ==> 501.2.1
1240 ==> P 1239 1242
1241 ==> 501.2.2
1242 ==> P 1241 1244
1243 ==> 501.2.3
1244 ==> P 1243 1818
1245 ==> SECTION B, PARAS 3a, b & c
1246 ==> P 1245 1816
1247 ==> R 9141 1228 6.0600
1248 ==> D 9161 1769 794.0000
1249 ==> D 9181 176221498.0000
1250 ==> D 9201 175230513.0000
1251 ==> 3.1 Intro
1252 ==> P 1251 60
1253 ==> 3.2 Baseline Mgt
1254 ==> P 1253 1324
1255 ==> 3.3 Sys Eng & Intfc Cont
1256 ==> P 1255 1326
1257 ==> 3.4.1 Fctnl Config Ident
1258 ==> P 1257 23
1259 ==> 3.1 Intro
1260 ==> P 1259 1552
1261 ==> 3.2 Baseline Mgt
1262 ==> P 1261 171
1263 ==> 3.3 Sys Eng & Intfc Cont
1264 ==> P 1263 1300
1265 ==> 3.4.1 Fctnl Config Ident

1266 ==> P 1265 867
1267 ==> 3.4.9 Spec Authentication
1268 ==> P 1267 706
1269 ==> 3.15 QA Provisions
1270 ==> P 1269 855
1271 ==> 4.0 Data
1272 ==> P 1271 218
1273 ==> 5.1 Terms
1274 ==> P 1273 300
1275 ==> 1. Scope
1276 ==> P 1275 1318
1277 ==> 3.-3.1.2.2 Intro Config Ident
1278 ==> P 1277 1320
1279 ==> 3.1.3.1 Type A Sys Spec
1280 ==> P 1279 1322
1281 ==> 3.2-3.3 St1, Frm & Id of Spec
1282 ==> P 1281 1207
1283 ==> 4.-4.7.3 Gen Req, Sects Specs
1284 ==> P 1283 81
1285 ==> 4.2.3.1 EXAMPLE 2 APPLIES
1286 ==> P 1285 1464
1287 ==> 4.2.3.2 EXAMPLE 2 APPLIES
1288 ==> P 1287 1466
1289 ==> APPENDIX I Type A Sys Spec
1290 ==> P 1289 720
1291 ==> 3.3.2 Intfc Cont
1292 ==> P 1291 958
1293 ==> 4. Data
1294 ==> P 1293 1502
1295 ==> 3.3.2 Intfc Cont
1296 ==> P 1295 1418
1297 ==> 1. Scope
1298 ==> P 1297 1895
1299 ==> 3.3-3.3.1 Sys Eng & Intfc Cnt
1300 ==> P 1299 851
1301 ==> 5.1.k Terms/Intfc Cont
1302 ==> P 1301 1396
1303 ==> 2. Intro
1304 ==> P 1303 1176
1305 ==> 3.1.1 & APP I Config Mgt Plan
1306 ==> P 1305 845
1307 ==> 3.3.1 Sys Eng
1308 ==> P 1307 1404
1309 ==> 3.3.2 & APP II Intfc Cont
1310 ==> P 1309 1406
1311 ==> 3.4.1 & APP III Func Conf Idn
1312 ==> P 1311 793
1313 ==> 3.4.8 Specification Form
1314 ==> P 1313 789
1315 ==> 5.1.n Sys Seg Spec
1316 ==> P 1315 1504
1317 ==> 1.-1.4 Scope
1318 ==> P 1317 1358

1319 ==> 3.-3.1.2.2 Requirements
1320 ==> P 1319 84
1321 ==> 3.1.3.1 Type A Sys Spec APP I
1322 ==> P 1321 1434
1323 ==> 3.2-3.2.16.8 Styl Frmt & Ident
1324 ==> P 1323 1282
1325 ==> 3.3-3.3.3 Changes & Revisions
1326 ==> P 1325 819
1327 ==> 4.-4.1.2.2 Gen Rqmt Sect of Sp
1328 ==> P 1327 1528
1329 ==> 4.2-4.2.3.2 Applicable Docmts
1330 ==> P 1329 216
1331 ==> 4.3-4.3.1.1 Requirements
1332 ==> P 1331 1438
1333 ==> 4.4-4.4.2 QA Provisions
1334 ==> P 1333 462
1335 ==> 4.5-4.5.3.3 Prep for Delivery
1336 ==> P 1335 1338
1337 ==> 4.6-4.6.5 Notes
1338 ==> P 1337 1340
1339 ==> 4.7-4.7.3 APP & Index
1340 ==> P 1339 362
1341 ==> 5.-5.1 Detail Requirements
1342 ==> P 1341 79
1343 ==> 3.4.2 Allocated Conf Ident
1344 ==> P 1343 1420
1345 ==> 3.4.4 Precedence
1346 ==> P 1345 1348
1347 ==> 3.4.5 & APP IV Add to Conf Id
1348 ==> P 1347 1422
1349 ==> 3.4.6 & APP V Inv Item Ident
1350 ==> P 1349 861
1351 ==> 3.4.7 & APPS VI & XVI CPCI
1352 ==> P 1351 859
1353 ==> 3.5 Spec Maintenance
1354 ==> P 1353 704
1355 ==> 3.6 Config Item Ident
1356 ==> P 1355 1532
1357 ==> 1.-1.4.2 Scope
1358 ==> P 1357 88
1359 ==> 3.1.1.2 Allocated Conf Ident
1360 ==> P 1359 1516
1361 ==> 3.1.2 Coverage of Specs
1362 ==> P 1361 1364
1363 ==> 3.1.3 Types
1364 ==> P 1363 1414
1365 ==> 3.1.3.2 Type B Dev Spec
1366 ==> P 1365 877
1367 ==> 3.1.3.2.1 Prime Item Dev Spec
1368 ==> P 1367 875
1369 ==> 3.1.3.2.2 Crit Item Dev Spec
1370 ==> P 1369 873
1371 ==> 3.1.3.2.3 Ncom Item Dev Spec

1372 ==> P 1371 871
1373 ==> 3.1.3.2.4 Facil & Ship Dev Spc
1374 ==> P 1373 1448
1375 ==> 3.1.3.3.4 Inv Item Spec
1376 ==> P 1375 1378
1377 ==> 3.1.4 Two Part Spec
1378 ==> P 1377 1436
1379 ==> 4.-4.1.2.2 Gen Requirements
1380 ==> P 1379 1328
1381 ==> 4.2-4.2.3.2 Applicable Docmnts
1382 ==> P 1381 1330
1383 ==> 5.1 Detaill Requirements
1384 ==> P 1383 1530
1385 ==> 3.5 & APP VII Spec Maint
1386 ==> P 1385 1472
1387 ==> 5.1.e Conf Item Dev Rcrd
1388 ==> P 1387 1446
1389 ==> 3.6 & APP IX Config Item Idnt
1390 ==> P 1389 887
1391 ==> 3.10 & APP XIII Eng Changes
1392 ==> P 1391 1478
1393 ==> 3.13 & APP XIII ACSN
1394 ==> P 1393 1556
1395 ==> 5.1.a ACSN
1396 ==> P 1395 1538
1397 ==> 3.1.1 & APP I CMP
1398 ==> P 1397 1306
1399 ==> 5.1.h Terms/CMP
1400 ==> P 1399 1512
1401 ==> 3.3 & APP II Sys Eng & Int Cn
1402 ==> P 1401 1264
1403 ==> 3.3.2 & APP I Intfc Cnt1/CMP
1404 ==> P 1403 1310
1405 ==> 3.3.2 & APP II Intfc Control
1406 ==> P 1405 849
1407 ==> 5.1.k Terms/Intfc Control
1408 ==> P 1407 1486
1409 ==> 3.4.1 & APP III Fctnl Conf Id
1410 ==> P 1409 1312
1411 ==> 3.4.8 Spec Form
1412 ==> P 1411 1314
1413 ==> 3.1.3.1 & APP I Type A Sys Spc
1414 ==> P 1413 809
1415 ==> 4.2.3.1 Ex 2 Non-Gov Documents
1416 ==> P 1415 805
1417 ==> 3.4 Config Ident
1418 ==> P 1417 1410
1419 ==> 3.4.2 Conf Ident
1420 ==> P 1419 903
1421 ==> 3.4.5 & APP IV Adm to CI
1422 ==> P 1421 863
1423 ==> 3. Requirements
1424 ==> P 1423 270

1425 ==> 3.1.1 Config Ident
 1426 ==> P 1425 710
 1427 ==> 3. Requirements
 1428 ==> P 1427 1278
 1429 ==> 3.1.1 Config Ident
 1430 ==> P 1429 1432
 1431 ==> 3.1.1.2 Allocated CI
 1432 ==> P 1431 1360
 1433 ==> 3.1.3.2 Dev Specs
 1434 ==> P 1433 1366
 1435 ==> 3.1.4 Two Part Specs
 1436 ==> P 1435 1392
 1437 ==> 4.3-4.3.11 Requirements
 1438 ==> P 1437 181
 1439 ==> 5. Detail Requirements
 1440 ==> P 1439 1342
 1441 ==> 5.1 Detail Requirement (Genrl)
 1442 ==> P 1441 1384
 1443 ==> 3.4.3 Product CI
 1444 ==> P 1443 1514
 1445 ==> 5.1.g CI Spec Addendum
 1446 ==> P 1445 1508
 1447 ==> 3.1.3.3 Product Spec
 1448 ==> P 1447 1518
 1449 ==> 3.1.3.3.1.1 & APP VII PIP Func
 1450 ==> P 1449 913
 1451 ==> 3.1.3.3.1.2 & APP VIII PIP Fab
 1452 ==> P 1451 911
 1453 ==> 3.1.3.3.2.1 & APP IX CIP Func
 1454 ==> P 1453 909
 1455 ==> 3.1.3.3.2.2 & APP X CIP Fab
 1456 ==> P 1455 907
 1457 ==> 3.1.3.3.3 & APP XI N-Com P Fab
 1458 ==> P 1457 905
 1459 ==> 3.1.3.3.4 & APP XII Inv Itm Sp
 1460 ==> P 1459 869
 1461 ==> 4.2.3 List of References
 1462 ==> P 1461 1286
 1463 ==> 4.2.3.1 Ex 1 Gov Documents
 1464 ==> P 1463 1775
 1465 ==> 4.2.3.2 Ex 2 Non-Gov Documents
 1466 ==> P 1465 296
 1467 ==> 4.3 Requirements
 1468 ==> P 1467 1332
 1469 ==> 5.1 General
 1470 ==> P 1469 1274
 1471 ==> 3.5 & APP VIII Spec Maint
 1472 ==> P 1471 881
 1473 ==> 3.6 & APP IX CI Ident
 1474 ==> P 1473 1390
 1475 ==> 3.7 & APP X Eng rls rqmnts
 1476 ==> P 1475 923
 1477 ==> 3.10 & APPS XIII & XIV Eng Chg

1478 ==> P 1477 885
1479 ==> 3.13 Advnc Chng Stdy Ntc
1480 ==> P 1479 383
1481 ==> 5.1.a Advnc Chng Stdy Ntc
1482 ==> P 1481 1388
1483 ==> 3.8 & APP XI Sys Alloc Docmnt
1484 ==> P 1483 925
1485 ==> 5.1.m Sys Alloc Document
1486 ==> P 1485 1542
1487 ==> SECT 1-6 Scope-Gen Rqmnts
1488 ==> P 1487 666
1489 ==> APPENDIX E FCA
1490 ==> P 1489 1546
1491 ==> SECT 1-6 Scope-Dtld Rqmnts
1492 ==> P 1491 1544
1493 ==> APPENDIX F PCA
1494 ==> P 1493 778
1495 ==> APPENDIX G FQR
1496 ==> P 1495 698
1497 ==> 3.11 & APP XV
1498 ==> P 1497 1548
1499 ==> 3.12 Config Mgt Rcrds/Rprts
1500 ==> P 1499 883
1501 ==> 4. Data Rprtng Updtd Chngs
1502 ==> P 1501 1380
1503 ==> 5.1.o Updating Changes
1504 ==> P 1503 246
1505 ==> 5.1.n CMP
1506 ==> P 1505 1316
1507 ==> 5.1.h CMP
1508 ==> P 1507 1400
1509 ==> 3.3.2 Interface Control
1510 ==> P 1509 1296
1511 ==> 5.1.k Interfuce Control
1512 ==> P 1511 1408
1513 ==> 3.4.3 Product Config Ident
1514 ==> P 1513 865
1515 ==> 3.1.1.3 Product CI
1516 ==> P 1515 915
1517 ==> 3.1.3.3.1 Prime Item Prdt Spec
1518 ==> P 1517 1450
1519 ==> 3.1.3.3.1.2 PI Prdt Fab Spec
1520 ==> P 1519 1454
1521 ==> 3.1.3.3.2.1 Cr Itm Pdt Func Sp
1522 ==> P 1521 1456
1523 ==> 3.1.3.3.2.2 Cr Itm Pdt Fab Spc
1524 ==> P 1523 1458
1525 ==> 3.1.3.3.3 N-Com Prdt Fab Spec
1526 ==> P 1525 1460
1527 ==> 4.-4.2.3.2 General Rqmnts
1528 ==> P 1527 1284
1529 ==> 5.1 Detail Rqmnts (General)
1530 ==> P 1529 1470

1531 ==> 3.7 & APP X Eng Release
1532 ==> P 1531 1554
1533 ==> 3.10.1 & APP XIV Eng Changes
1534 ==> P 1533 921
1535 ==> 3.13 Advance Chng Stdy Ntc
1536 ==> P 1535 1480
1537 ==> 5.1.a Advance Chng Stdy Ntc
1538 ==> P 1537 1482
1539 ==> 3.8 & APP XI Sys Alloc Doc
1540 ==> P 1539 1484
1541 ==> 5.1.m Sys Allocation Doc
1542 ==> P 1541 1506
1543 ==> SECT 1-6 Scope-Dtld Rqrmnts
1544 ==> P 1543 1488
1545 ==> APPENDIX E FQR
1546 ==> P 1545 380
1547 ==> 3.11 & APP XV Rprtng Rtrft Chgs
1548 ==> P 1547 929
1549 ==> 3.12 CM Records/Reports
1550 ==> P 1549 1500
1551 ==> 3.1.1 & APP I CMP
1552 ==> P 1551 1398
1553 ==> 3.7 & APP X Eng Rls Rqrmnts
1554 ==> P 1553 1476
1555 ==> 3.13 ACSN
1556 ==> P 1555 1536
1557 ==> A 9221 1075 4100.3799
1558 ==> 10.2.8
1559 ==> P 1558 310
1560 ==> REQUIREMENT 9
1561 ==> P 1560 696
1562 ==> 4.1.1.1
1563 ==> P 1562 1565
1564 ==> 4.1.1.2
1565 ==> P 1564 839
1566 ==> C 9241 629 1759.1000
1567 ==> C 9261 630 1760.1000
1568 ==> C 9281 631 1761.1000
1569 ==> C 9301 632 1762.1000
1570 ==> C 9321 474 1763.1000
1571 ==> C 9341 936 2114.1001
1572 ==> C 9361 933 2129.1001
1573 ==> C 9381 551 3006.1001
1574 ==> C 9401 563 3007.1001
1575 ==> C 9421 564 3011.1001
1576 ==> C 9441 524 3013.1001
1577 ==> C 9461 539 3014.1001
1578 ==> C 9481 555 3023.1001
1579 ==> C 9501 586 3027.1001
1580 ==> C 9521 566 3029.1001
1581 ==> C 9541 570 3101.1001
1582 ==> C 9561 576 3102.1001
1583 ==> C 9581 568 3103.1001

1584 ==> C	9601	573 3104.1001
1585 ==> C	9621	577 3105.1001
1586 ==> C	9641	587 3106.1001
1587 ==> C	9661	565 3107.1001
1588 ==> C	9681	584 3108.1001
1589 ==> C	9701	585 3116.1001
1590 ==> C	9721	569 3118.1001
1591 ==> C	9741	575 3119.1001
1592 ==> C	9761	580 3120.1001
1593 ==> C	9781	579 3121.1001
1594 ==> C	9801	578 3122.1001
1595 ==> C	9821	556 3123.1001
1596 ==> C	9841	583 3126.1001
1597 ==> C	9861	582 3127.1001
1598 ==> C	9881	1783 3128.1001
1599 ==> C	9901	572 3129.1001
1600 ==> C	9921	787 3132.1001
1601 ==> C	9941	590 3134.1001
1602 ==> C	9961	1826 3162.1001
1603 ==> C	9981	643 3260.1001
1604 ==> C	10001	646 3262.1001
1605 ==> C	10021	640 3265.1001
1606 ==> C	10041	554 3323.1001
1607 ==> C	10061	550 3327.1001
1608 ==> C	10081	521 3339.1001
1609 ==> C	10101	517 3342.1001
1610 ==> C	10121	558 3344.1001
1611 ==> C	10141	559 3401.1001
1612 ==> C	10161	561 3402.1001
1613 ==> C	10181	607 3405.1001
1614 ==> C	10201	560 3406.1001
1615 ==> C	10221	657 3407.1001
1616 ==> C	10241	501 3461.1001
1617 ==> C	10261	493 3524.1001
1618 ==> C	10281	492 3533.1001
1619 ==> C	10301	498 3535.1001
1620 ==> C	10321	499 3537.1001
1621 ==> C	10341	494 3548.1001
1622 ==> C	10361	599 3551.1001
1623 ==> C	10381	601 3552.1001
1624 ==> C	10401	602 3558.1001
1625 ==> C	10421	595 3559.1001
1626 ==> C	10441	1792 3591.1001
1627 ==> C	10461	1780 3591.2000
1628 ==> C	10481	1805 3596.1001
1629 ==> C	10501	465 3618.1001
1630 ==> C	10521	611 3701.1001
1631 ==> C	10541	1632 3702.1001
1632 ==> C	10561	612 3702.2000
1633 ==> C	10581	613 3705.1001
1634 ==> C	10601	1635 3707.1001
1635 ==> C	10621	614 3707.2000
1636 ==> C	10641	1637 3708.1001

1637 ==> C	10661	615 3708.2000
1638 ==> C	10681	620 3709.1001
1639 ==> C	10701	1640 3712.1001
1640 ==> C	10721	621 3712.2000
1641 ==> C	10741	622 3713.1001
1642 ==> C	10761	616 3714.1001
1643 ==> C	10781	617 3716.1001
1644 ==> C	10801	623 3718.1001
1645 ==> C	10821	625 3720.1001
1646 ==> C	10841	618 3721.1001
1647 ==> C	10861	619 3729.1001
1648 ==> C	10881	624 3734.1001
1649 ==> C	10901	966 3737.1001
1650 ==> C	10921	540 6000.1001
1651 ==> C	10941	541 6004.1001
1652 ==> C	10961	542 6006.1001
1653 ==> C	10981	544 6007.1001
1654 ==> C	11001	543 6008.1001
1655 ==> C	11021	546 6009.1001
1656 ==> C	11041	518 6010.1001
1657 ==> C	11061	530 6102.1001
1658 ==> C	11081	538 6120.1001
1659 ==> C	11101	537 6121.1001
1660 ==> C	11121	995 6127.1001
1661 ==> C	11141	508 6138.1001
1662 ==> C	11161	509 6140.1001
1663 ==> C	11181	505 6142.1001
1664 ==> C	11201	512 6143.1001
1665 ==> C	11221	549 6144.1001
1666 ==> C	11241	548 6147.1001
1667 ==> C	11261	532 6149.1001
1668 ==> C	11281	511 6153.1001
1669 ==> C	11301	534 6162.1001
1670 ==> C	11321	533 6165.1001
1671 ==> C	11341	598 6171.1001
1672 ==> C	11361	527 6174.1001
1673 ==> C	11381	523 6176.1001
1674 ==> C	11401	510 6177.1001
1675 ==> C	11421	513 6180.1001
1676 ==> C	11441	535 6181.1001
1677 ==> C	11461	536 6183.1001
1678 ==> C	11481	529 6184.1001
1679 ==> C	11501	528 6185.1001
1680 ==> C	11521	664 6186.1001
1681 ==> C	11541	506 7003.1001
1682 ==> C	11561	531 7010.1001
1683 ==> C	11581	516 7016.1001
1684 ==> C	11601	520 7017.1001
1685 ==> C	11621	519 7018.1001
1686 ==> C	11641	1781 7019.1001
1687 ==> C	11661	634 7026.1001
1688 ==> C	11681	633 7027.1001
1689 ==> C	11701	1794 7028.1001

1690 ==> C	11721	484 7031.1001
1691 ==> C	11741	487 7033.1001
1692 ==> C	11761	486 7034.1001
1693 ==> C	11781	488 7035.1001
1694 ==> C	11801	489 7036.1001
1695 ==> C	11821	490 7037.1001
1696 ==> C	11841	491 7038.1001
1697 ==> C	11861	485 7039.1001
1698 ==> C	11881	480 7040.1001
1699 ==> C	11901	895 7041.1001
1700 ==> C	11921	644 7051.1001
1701 ==> C	11941	651 7052.1001
1702 ==> C	11961	645 7053.1001
1703 ==> C	11981	641 7054.1001
1704 ==> C	12001	638 7055.1001
1705 ==> C	12021	639 7056.1001
1706 ==> C	12041	652 7057.1001
1707 ==> C	12061	637 7058.1001
1708 ==> C	12081	502 7059.1001
1709 ==> C	12101	504 7061.1001
1710 ==> C	12121	503 7062.1001
1711 ==> C	12141	1824 7063.1001
1712 ==> C	12161	481 7068.1001
1713 ==> C	12181	482 7079.1001
1714 ==> C	12201	483 7080.1001
1715 ==> C	12221	475 7081.1001
1716 ==> C	12241	477 7082.1001
1717 ==> C	12261	478 7083.1001
1718 ==> C	12281	948 7084.1001
1719 ==> C	12301	967 7085.1001
1720 ==> C	12321	974 7103.1001
1721 ==> C	12341	975 7104.1001
1722 ==> C	12361	976 7105.1001
1723 ==> C	12381	977 7106.1001
1724 ==> C	12401	979 7107.1001
1725 ==> C	12421	978 7108.1001
1726 ==> C	12441	972 7109.1001
1727 ==> C	12461	971 7110.1001
1728 ==> C	12481	970 7111.1001
1729 ==> C	12501	1809 7113.1001
1730 ==> C	12521	1249 7999.1001
1731 ==> C	12541	109426346.0996
1732 ==> C	12561	56730026.0996
1733 ==> C	12581	59430130.0996
1734 ==> C	12601	110930145.0996
1735 ==> C	12621	110830152.0996
1736 ==> C	12641	110730153.0996
1737 ==> C	12661	65030154.0996
1738 ==> C	12681	51530260.0996
1739 ==> C	12701	178430319.0996
1740 ==> C	12721	125030511.0996
1741 ==> C	12741	58830515.0996
1742 ==> C	12761	58930567.0996

1743	==> C	12781	62630568.0996
1744	==> C	12801	60330572.0996
1745	==> C	12821	61030573.0996
1746	==> C	12841	60930574.0996
1747	==> C	12861	60430575.0996
1748	==> C	12881	60830577.0996
1749	==> C	12901	60530718.0996
1750	==> C	12921	65930719.0996
1751	==> C	12941	030720.0996
1752	==> C	12961	62730513.0996
1753	==> C	12981	545 5245.1001
1754	==> C	12961	894 5140.1001
1755	==> C	12981	890 5180.1001
1756	==> C	13001	891 5181.1001
1757	==> C	13021	892 5182.1001
1758	==> C	13041	893 5183.1001
1759	==> C	13061	896 7047.1001
1760	==> C	13081	968 7094.1001
1761	==> C	13101	973 7095.1001
1762	==> C	13121	59621498.0996
1763	==> C	13141	894 5140.1001
1764	==> C	13161	545 5245.1001
1765	==> Z	0	0
1766	==> C	13181	654 3409.1001
1767	==> C	13201	655 3410.1001
1768	==> C	13221	969 7112.1001
1769	==> C	13241	522 794.1000
1770	==> C	13261	1106 3133.1001
1771	==> C	13281	1885 7048.1001
1772	==> C	13301	571 3130.1001
1773	==> C	13321	574 3131.1001
1774	==>	4.2.3.1 Ex 2	Gov Documents
1775	==> P	1774	1416
1776	==>	4.2-4.2.3	Applicable Documents
1777	==> P	1776	1382
1778	==>		
1779	==> P	1778	140
1780	==> C	13341	1785 3591.3000
1781	==> D	13361	1782 7024.0000
1782	==> C	13381	635 7024.1001
1783	==> C	13401	581 3128.2000
1784	==> D	13421	178630324.0000
1785	==> C	13441	1787 3591.4001
1786	==> C	13461	47930324.0996
1787	==> C	13481	1788 3591.5000
1788	==> C	13501	1789 3591.6001
1789	==> C	13521	1790 3591.7000
1790	==> C	13541	1791 3591.8000
1791	==> C	13561	526 3591.9001
1792	==> C	13581	1793 3591.1101
1793	==> C	13601	1627 3591.1201
1794	==> C	13621	552 7028.2002
1795	==> O	13641	1796 1.1000

1796 ==> O	13661	403	1.2000
1797 ==>	4.3.4.4.2		
1798 ==> P	1797	956	
1799 ==> O	13681	1800	471.1000
1800 ==> O	13701	157	471.2000
1801 ==>	5.		
1802 ==> P	1801	1440	
1803 ==>	7028		
1804 ==> P	1803	64	
1805 ==> D	13721	1810	3606.0000
1806 ==> D	13741	1814	7117.0000
1807 ==> D	13761	1813	7116.0000
1808 ==> D	13781	1812	7115.0000
1809 ==> D	13801	1811	7114.0000
1810 ==> C	13821	466	3606.1001
1811 ==> C	13841	1808	7114.1001
1812 ==> C	13861	1807	7115.1001
1813 ==> C	13881	1806	7116.1001
1814 ==> C	13901	1249	7117.1001
1815 ==>	SECTION I		
1816 ==> P	1815	76	
1817 ==>	501.2.5		
1818 ==> P	1817	1843	
1819 ==>	301 (EXCEPT 301.2.4.2)		
1820 ==> P	1819	1851	
1821 ==>	303.2.7		
1822 ==> P	1821	400	
1823 ==> R	13921	1120	6.0000
1824 ==> D	13921	1825	7066.0000
1825 ==> C	13941	648	7066.1001
1826 ==> D	13961	1827	3258.0000
1827 ==> C	13981	642	3258.1001
1828 ==> R	14001	1120	6.0000
1829 ==> R	14021	426	4.0800
1830 ==> D	14041	1831	7049.0000
1831 ==> C	14061	636	7049.1001
1832 ==>	301 (EXCEPT 301.2.4)		
1833 ==> P	1832	1820	
1834 ==>	302.2.1		
1835 ==> P	1834	1837	
1836 ==>	302.2.2		
1837 ==> P	1836	1839	
1838 ==>	302.2.5		
1839 ==> P	1838	398	
1840 ==>	303 (EXCEPT 303.2.7)		
1841 ==> P	1840	1861	
1842 ==>	505.2.1		
1843 ==> P	1842	340	
1844 ==>	401.2.7		
1845 ==> P	1844	1865	
1846 ==>	203 (NOT 203.2.1, .2.3 & .2.6)		
1847 ==> P	1846	392	
1848 ==>	205.2.3		

1849 ==> P 1848 35
1850 ==> 301.2.4 (EXCEPT 301.2.4.2)
1851 ==> P 1850 1853
1852 ==> 301.2.5
1853 ==> P 1852 1855
1854 ==> 301.2.6
1855 ==> P 1854 396
1856 ==> 302 (EXCEPT 302.2.1)
1857 ==> P 1856 1835
1858 ==> 303 (EXCEPT 303.2.8, 303.2.9,
1859 ==> P 1858 1841
1860 ==> 303 303.2.10 AND 303.2.12)
1861 ==> P 1860 1822
1862 ==> 401 (EXCEPT 401.2.7)
1863 ==> P 1862 1845
1864 ==> 402.2.1
1865 ==> P 1864 1867
1866 ==> 402.2.2
1867 ==> P 1866 1869
1868 ==> 402.2.3
1869 ==> P 1868 1873
1870 ==> 402.2.5
1871 ==> P 1870 960
1872 ==> 402.2.4
1873 ==> P 1872 1871
1874 ==> 501
1875 ==> P 1874 1240
1876 ==> M 14081 661 1388.1000
1877 ==> R 14101 1878 9.0000
1878 ==> S 21 109546855.0000
1879 ==> **(REQUIRES TAILORING BY PO)**
1880 ==> P 1879 1103
1881 ==> R 41 1882 1.0200
1882 ==> R 61 26 1.0300
1883 ==> M 81 210 881.0000
1884 ==> C 14141 1886 7048.2002
1885 ==>
1886 ==> C 14161 1887 7048.2998
1887 ==> C 14181 1830 7048.3999
1888 ==> 107
1889 ==> P 1888 1134
1890 ==> 100
1891 ==> P 1890 1899
1892 ==> 4.0
1893 ==> P 1892 268
1894 ==> 1.3.3
1895 ==> P 1894 274
1896 ==> PARA
1897 ==> P 1896 122
1898 ==> 100 THRU 108
1899 ==> P 1898 51
1900 ==> 213
1901 ==> P 1900 1114

1902 ==> 211
1903 ==> P 1902 1905
1904 ==> 212
1905 ==> P 1904 1901

Appendix C: Question File

Key Value -----	Record Value -----
0001 ==>	
0002 ==>	
0003 ==>	
0004 ==>	
0005 ==>	
0006 ==>	
0007 ==>	
0008 ==>	
0009 ==>	
0010 ==>	
0011 ==>	
0012 ==>	
0013 ==>	
0014 ==>	
0015 ==>	
0016 ==>	
0017 ==>	
0018 ==>	
0019 ==>	
0020 ==>	
0021 ==> SYSTEMS ENGINEERING	■
0022 ==> SYSTEM SAFETY	■
0023 ==> HUMAN FACTORS	■
0024 ==> VALUE ENGINEERING	■
0025 ==> SECURITY	■
0026 ==> AVAILABILITY	■
0027 ==> MAINTAINABILITY	■
0028 ==> RELIABILITY	■
0029 ==> PARTS CONTROL PROGRAM	■
0030 ==> AEROSPACE METEOROLOGICAL ENVIRONMENT	■
0031 ==> ELECTROMAGNETIC COMPATIBILITY (EMC)	■
0032 ==> SURVIVABILITY/VULNERABILITY	■
0033 ==> COMMUNICATIONS LONG LINES	■
0034 ==> COMMUNICATIONS SECURITY/TEMPEST	■
0035 ==> RADIO FREQUENCY MANAGEMENT	■
0036 ==> TRANSPORTABILITY	■
0037 ==> QUALITY ASSURANCE	■
0038 ==> TEST AND EVALUATION	■
0039 ==> COMPUTER RESOURCES MANAGEMENT	■
0040 ==> REAL PROPERTY FACILITIES	■
0041 ==> MANUFACTURING MANAGEMENT	■
0042 ==> CONFIGURATION MANAGEMENT	■
0043 ==> DATA MANAGEMENT	■
0044 ==> ENGINEERING DATA	■
0045 ==> NOMENCLATURE	■
0046 ==> STINFO	■

0047 ==> PHOTOGRAPHIC DOCUMENTATION =
 0048 ==> CONTRACT WORK BREAKDOWN STRUCTURE (CWBS) =
 0049 ==> COST INFORMATION SYSTEMS =
 0050 ==> COST/SCHEDULE CONTROL SYSTEM (C/SCSC) =
 0051 ==> SCHEDULE MANAGEMENT =
 0052 ==> LOGISTICS SUPPORT ANALYSIS =
 0053 ==> INTEGRATED LOGISTICS SUPPORT (ILS) =
 0054 ==> INITIAL SPARE/REPAIR PARTS =
 0055 ==> PREOPERATIONAL MAINTENANCE =
 0056 ==> PREOPERATIONAL SUPPLY SUPPORT =
 0057 ==> SUPPORT EQUIPMENT (SE) =
 0058 ==> TECHNICAL ORDERS =
 0059 ==> TRAINING =
 0060 ==> PRESERVATION, PACKAGING AND PACKING =
 0061 ==> TRANSPORTATION =
 0062 ==> TRAVEL =
 0063 ==> DOES SYSTEMS ENGINEERING APPLY TO THIS CONTRACT ? =
 0064 ==> =
 0065 ==> SOW: IN SOME CASES, THE GOVERNMENT MAY WISH TO ATTEND SUBCONTRACTOR =
 0066 ==> AND VENDOR DESIGN REVIEWS WITH THE PRIME CONTRACTOR. IF THIS =
 0067 ==> SITUATION IS ANTICIPATED, USE MIL-STD-499A, PARA 10.1.7. =
 0068 ==> =
 0069 ==> Systems Engineering requirements are not applicable. =
 0070 ==> IS A SYSTEMS ENGINEERING MANAGEMENT PLAN (SEMP) REQUIRED TO BE SUB- =
 0071 ==> MITTED IN CONJUNCTION WITH THE SYSTEMS ENGINEERING PROPOSAL ? =
 0072 ==> =
 0073 ==> SOW: REVIEW MIL-STD-499A, PARA 5.X AND SEMP DATA ITEM DI-S-3618. =
 0074 ==> =
 0075 ==> WAS A SYSTEMS DESIGN REVIEW (SDR) COMPLETED DURING THE VALIDATION =
 0076 ==> PHASE ? =
 0077 ==> =
 0078 ==> CAUTION: AN SDR IS NORMALLY ACCOMPLISHED DURING THE VALIDATION PHASE. =
 0079 ==> =
 0080 ==> SOW: REVIEW MIL-STD-1521A, APPENDIX B. =
 0081 ==> =
 0082 ==> WILL A FUNCTIONAL CONFIGURATION AUDIT (FCA) BE HELD DURING THE FULL =
 0083 ==> SCALE DEVELOPMENT PHASE ? =
 0084 ==> =
 0085 ==> SOW: THE FCA MAY BE COMBINED WITH THE FUNCTIONAL QUALIFICATION =
 0086 ==> REVIEW (FQR) AND BOTH MAY BE DEFERRED UNTIL THE PRODUCTION =
 0087 ==> PHASE. SEE MIL-STD-1521A, APPENDICES E AND G. =
 0088 ==> =
 0089 ==> SOW: CHECK WITH THE CONFIGURATION MANAGEMENT AND TEST AND EVALUATION =
 0090 ==> STAFF SPECIALISTS TO ENSURE THAT THE REQUIREMENTS FOR THESE =
 0091 ==> AUDITS AND REVIEWS HAVE NOT BEEN DUPLICATED. =
 0092 ==> =
 0093 ==> WILL A PHYSICAL CONFIGURATION AUDIT (PCA) BE HELD DURING THE FULL =
 0094 ==> SCALE DEVELOPMENT PHASE ? =
 0095 ==> =
 0096 ==> SOW: CHECK WITH THE CONFIGURATION MANAGEMENT STAFF SPECIALIST TO =
 0097 ==> ENSURE THAT THE REQUIREMENT FOR A PCA IS NOT DUPLICATED. =
 0098 ==> =
 0099 ==> SOW: SEE MIL-STD-1521A, APPENDIX F. =

0100 ==>

0101 ==> IS SYSTEM SAFETY APPLICABLE TO THIS PROGRAM ?

0102 ==>

0103 ==> CAUTION: THE ONLY TIME SYSTEM SAFETY WOULD NOT APPLY IS WHEN THE

0104 ==> PROCUREMENT IS FOR:

0105 ==> (1) SOFTWARE ONLY, WHICH DOES NOT CONTROL HARDWARE; OR,

0106 ==> (2) OFF-THE-SHELF HARDWARE THAT DOES NOT INTERFACE WITH

0107 ==> OTHER HARDWARE.

0108 ==>

0109 ==>

0110 ==>

0111 ==> IFPP: DESIGN HANDBOOK DH 1-X, REV 7, 7 JAN 81 MAY BE REFERENCED IN

0112 ==> THE IFPP FOR INFORMATION TO THE CONTRACTOR. HOWEVER, BE SURE

0113 ==> A COPY IS AVAILABLE FOR THE CONTRACTOR'S USE.

0114 ==>

0115 ==> System Safety requirements are not applicable.

0116 ==> IS A SPO WRITTEN SYSTEM SAFETY PROGRAM PLAN (SSPP) PROVIDED AS AN

0117 ==> ATTACHMENT TO THIS SOW ?

0118 ==>

0119 ==> CAUTION: AN SSPP IS MANDATORY IN ALMOST ALL CASES. IT MAY BE SPO

0120 ==> WRITTEN OR CONTRACTOR WRITTEN.

0121 ==>

0122 ==> Establish, conduct, and document a System Safety Program IAW the

0123 ==> System Safety Program Plan attached to this SOW.

0124 ==> All design and procedure changes shall be analyzed for System Safety

0125 ==> impact. Revise previously accepted hazard analysis reports as

0126 ==> necessary when changes make the reports inaccurate or incomplete.

0127 ==> Category I and II hazards shall be eliminated or controlled prior to

0128 ==> any testing to the satisfaction of the Government.

0129 ==>

0130 ==> SOW: FURTHER DEFINE SYSTEM LOSS, SEVERE DAMAGE, INJURY, AND OTHER

0131 ==> ELEMENTS AS REQUIRED.

0132 ==>

0133 ==> CDRL: A SYSTEM SAFETY PROGRAM PLAN (SSPP) IS MANDATORY IN ALMOST ALL

0134 ==> CASES. IT MAY BE SPO WRITTEN OR CONTRACTOR WRITTEN. INCLUDE

0135 ==> DI-H-7047 IN THE CDRL TO OBTAIN A NEW OR UPDATED CONTRACTOR

0136 ==> SSPP; TAILOR AS REQUIRED.

0137 ==>

0138 ==> IS THIS PROGRAM A MAJOR HARDWARE MODIFICATION TO AN EXISTING SYSTEM

0139 ==> OR END ITEM ?

0140 ==>

0141 ==> IS THIS PROGRAM A MINOR HARDWARE MODIFICATION TO AN EXISTING SYSTEM

0142 ==> OR END ITEM ?

0143 ==>

0144 ==> WILL A PRELIMINARY HAZARD ANALYSIS BE PERFORMED OR UPDATED ?

0145 ==>

0146 ==> SOW: IF QUANTITATIVE ANALYSIS IS REQUIRED, SO SPECIFY AND PROVIDE

0147 ==> NUMERICAL HAZARD PROBABILITY LIMITS.

0148 ==>

0149 ==> SOW: HAZARD ANALYSIS - SEE AFR 80-14 AND AFSC SUP 1 AND COORDINATE

0150 ==> WITH THE TEST STAFF SPECIALIST.

0151 ==>

0152 ==> CDRL: DI-H-7048 APPLIES; TAILOR AS REQUIRED AND ADD TO BLOCKS #3 AND

0153 ==> #16 THE SPECIFIC ANALYSIS TO BE MADE.
 0154 ==>
 0155 ==>
 0156 ==>
 0157 ==> WILL A SUBSYSTEM HAZARD ANALYSIS BE PERFORMED OR UPDATED ?
 0158 ==>
 0159 ==> SOW: IF QUANTITATIVE ANALYSIS IS REQUIRED, SO SPECIFY AND PROVIDE
 0160 ==> NUMERICAL HAZARD PROBABILITY LIMITS.
 0161 ==>
 0162 ==> SOW: HAZARD ANALYSIS - SEE AFR 80-14 AND AFSC SUP 1 AND COORDINATE
 0163 ==> WITH THE TEST STAFF SPECIALIST.
 0164 ==>
 0165 ==> CDRL: DI-H-7048 APPLIES; TAILOR AS REQUIRED AND ADD TO BLOCKS #3 AND
 0166 ==> #16 THE SPECIFIC ANALYSIS TO BE MADE.
 0167 ==>
 0168 ==> WILL A SYSTEM HAZARD ANALYSIS BE PERFORMED OR UPDATED ?
 0169 ==>
 0170 ==> SOW: IF QUANTITATIVE ANALYSIS IS REQUIRED, SO SPECIFY AND PROVIDE
 0171 ==> NUMERICAL HAZARD PROBABILITY LIMITS.
 0172 ==>
 0173 ==> SOW: HAZARD ANALYSIS - SEE AFR 80-14 AND AFSC SUP 1 AND COORDINATE
 0174 ==> WITH THE TEST STAFF SPECIALIST.
 0175 ==>
 0176 ==> CDRL: DI-H-7048 APPLIES; TAILOR AS REQUIRED AND ADD TO BLOCKS #3 AND
 0177 ==> #16 THE SPECIFIC ANALYSIS TO BE MADE.
 0178 ==>
 0179 ==> WILL AN OPERATING AND SUPPORT HAZARD ANALYSIS BE PERFORMED OR
 0180 ==> UPDATED ?
 0181 ==>
 0182 ==> SOW: IF QUANTITATIVE ANALYSIS IS REQUIRED, SO SPECIFY AND PROVIDE
 0183 ==> NUMERICAL HAZARD PROBABILITY LIMITS.
 0184 ==>
 0185 ==> SOW: HAZARD ANALYSIS - SEE AFR 80-14 AND AFSC SUP 1 AND COORDINATE
 0186 ==> WITH THE TEST STAFF SPECIALIST.
 0187 ==>
 0188 ==> CDRL: DI-H-7048 APPLIES; TAILOR AS REQUIRED AND ADD TO BLOCKS #3 AND
 0189 ==> #16 THE SPECIFIC ANALYSIS TO BE MADE.
 0190 ==>
 0191 ==>
 0192 ==> WILL THIS PROJECT OR SYSTEM BE OPERATED BY, MAINTAINED BY, OR AFFECT
 0193 ==> PEOPLE ?
 0194 ==>
 0195 ==> Define and maintain a Human Factors Engineering (HFE) program to
 0196 ==> achieve effective human performance by optimizing human-machine
 0197 ==> interactions. Insure that the HFE program is part of the mainstream
 0198 ==> engineering activity for defining, integrating, and validating all
 0199 ==> design/development requirements necessary to establish an optimal
 0200 ==> system configuration. The HFE program shall keep pace with any
 0201 ==> changes in system requirements. The program shall:
 0202 ==>
 0203 ==> a. Identify and analyze system requirements and functions
 0204 ==> wherever human performance impacts mission performance.
 0205 ==>

0206 ==> b. Translate these requirements and functions into hardware and
0207 ==> software designs.
0208 ==>
0209 ==> c. Evaluate the resulting designs for compliance with system
0210 ==> and specification requirements.
0211 ==>
0212 ==>
0213 ==>
0214 ==> IFPP: DESIGN HANDBOOK DH 1-3 AND AFAHRL-TR-81-35, HUMAN ENGINEERING
0215 ==> PROCEDURES GUIDE, MAY BE REFERENCED IN THE IFPP FOR INFORMATION
0216 ==> TO THE CONTRACTOR. ENSURE THE CONTRACTOR HAS A COPY OR THAT
0217 ==> ONE IS AVAILABLE FOR HIS USE.
0218 ==>
0219 ==> IFPP: THE CONTRACTOR IS REQUESTED TO PROVIDE ONE OR MORE QUALIFIED,
0220 ==> EXPERIENCED HUMAN FACTORS ENGINEERS WITH THE RESPONSIBILITY
0221 ==> AND AUTHORITY TO ENSURE EFFECTIVE PROGRAM IMPLEMENTATION.
0222 ==> THIS WILL BE USED AS SOURCE SELECTION CRITERIA.
0223 ==>
0224 ==> SOW: COORDINATE WITH SYSTEM ENGINEERING TO ADD TO HIS AREA THAT HFE
0225 ==> STATUS AND PROGRESS SHALL BE REVIEWED AT MAJOR DESIGN REVIEWS
0226 ==> IAW MIL-STD-1521.
0227 ==>
0228 ==> SOW: COORDINATE WITH SYSTEMS ENGINEERING AND HAVE HUMAN FACTORS ENGI-
0229 ==> NEERING INCLUDED IN THE MAINSTREAM ENGINEERING ACTIVITY.
0230 ==>
0231 ==> SOW: MIL-H-46855B MUST BE APPLIED AND TAILORED TO YOUR SPECIFIC
0232 ==> SYSTEM.
0233 ==>
0234 ==> SPEC: MIL-STD-1472C IS APPLICABLE AND MUST BE TAILORED.
0235 ==>
0236 ==> SPEC: COORDINATE WITH SYSTEMS ENGINEERING AND TEST.
0237 ==>
0238 ==> CDRL: PRELIMINARY TECHNICAL DATA MUST BE AVAILABLE FOR REVIEW PRIOR
0239 ==> TO THE START OF TRAINING AND TEST. COORDINATE WITH USAF AIR
0240 ==> TRAINING COMMAND, TEST, AND THE DATA MANAGEMENT SPECIALISTS.
0241 ==>
0242 ==> PLEASE RECONSIDER YOUR ANSWER!
0243 ==>
0244 ==> WILL YOUR SYSTEM REQUIRE NEW EQUIPMENT/OPERATION POSITION DESCRIPTIONS
0245 ==> OR SIGNIFICANT MODIFICATION OF OLD ONES ?
0246 ==>
0247 ==> HFE Analysis and Design.
0248 ==>
0249 ==> Operational Analysis. Conduct functional and task analysis of
0250 ==> the system by using functional flow block diagrams (FFBDs) and
0251 ==> operational sequence diagrams. Generate or update them as
0252 ==> appropriate. Starting with the mission objectives, FFBDs shall be
0253 ==> developed iteratively to identify and analyze operator functions.
0254 ==> Based on the identified functions, operational sequence diagrams
0255 ==> shall be developed to specify operator and unique maintainer actions
0256 ==> in detail. FFBDs shall be constructed through the point of operator,
0257 ==> equipment, or software allocation. Operational sequence diagrams
0258 ==> shall be constructed from the point of operator, equipment, or

0259 ==> software allocation. FFBDs and operational sequence diagrams shall
0260 ==> be reviewed at PDR and CDR, respectively. A critical task list,
0261 ==> derived from the FFBDs and operational sequence diagrams, shall be
0262 ==> developed.
0263 ==>
0264 ==>
0265 ==> Critical Task Analysis. For the government accepted critical
0266 ==> task list, the level of detail of the operational sequence diagrams
0267 ==> shall be expanded to depict the specific interaction between the
0268 ==> operator and his console parts (switches, pushbuttons, cursors, etc.)
0269 ==> as well as the display (CRT) of his own console and any other display
0270 ==> or equipment he uses.
0271 ==>
0272 ==> User-System Interface (USI). Based on the FFBDs and operational
0273 ==> sequence diagrams, define in detail and recommend USI functional
0274 ==> capabilities and detailed design guidelines required to support
0275 ==> effective performance of characteristic operator tasks. Use the USI
0276 ==> checklist to determine whether each listed capability is required,
0277 ==> useful, or not needed.
0278 ==>
0279 ==>
0280 ==> Synthesize Position Descriptions. Based on the FFBDs and
0281 ==> operational sequence diagrams and the results of related tasks,
0282 ==> synthesize/revise system position descriptions. These shall identify
0283 ==> each operational position and detail the operator's responsibilities
0284 ==> in terms of information types handled, actions taken, and interfaces
0285 ==> with other operational positions and specific external systems and
0286 ==> their personnel. Where the results entail a change to existing or
0287 ==> specified position descriptions, the difference shall be explained
0288 ==> in detail and justified.
0289 ==>
0290 ==> Positional Handbooks. Using the outputs of analysis and design,
0291 ==> construct/revise positional handbooks, one for each kind of operator
0292 ==> position plus a system overview handbook for the management position.
0293 ==> The positional and system handbooks shall address the total
0294 ==> operational job of each respective position/manager (including
0295 ==> reporting procedures); i.e., they shall not be restricted to the
0296 ==> operator/console interface.
0297 ==>
0298 ==>
0299 ==> HFE Analysis and Design.
0300 ==>
0301 ==> a. Prepare HFE design criteria based on MIL-STD-1472 and
0302 ==> relevant human performance literature for inclusion in the design
0303 ==> documentation.
0304 ==>
0305 ==> b. Coordinate in writing all appropriate overall layout,
0306 ==> top-assembly, panel layout, and maintenance access engineering
0307 ==> drawings.
0308 ==>
0309 ==> c. Use the User-System Interface (USI) Checklist to determine
0310 ==> whether each listed capability is required, useful, or not needed.
0311 ==> The USI requirements definition shall be presented for Government

0312 ==> approval during the Preliminary Design Review.

0313 ==>

0314 ==> d. Wherever relevant, ensure existing positional handbooks and

0315 ==> technical orders reflect changes in operational and maintenance

0316 ==> procedures brought about by the new equipment. Wherever relevant,

0317 ==> ensure changes in operational and maintenance procedures are

0318 ==> incorporated into existing logistics support analyses.

0319 ==>

0320 ==> CDRL: COORDINATE WITH TECH MANUAL OPR TO UPGRADE DI-H-3407 AND

0321 ==> DI-3409 AS REQUIRED.

0322 ==>

0323 ==> WILL THE CONTRACTOR PERFORM THE DEVELOPMENT TEST AND EVALUATION OF

0324 ==> THIS SYSTEM/EQUIPMENT ?

0325 ==> HFE Test and Evaluation.

0326 ==>

0327 ==> HFE test and evaluation shall validate system design compliance

0328 ==> with MIL-STD-1472, operator/maintainer task loading, all major

0329 ==> operational and maintenance procedures including communication and

0330 ==> decision making, and positional handbooks or users manuals.

0331 ==>

0332 ==> HFE Test and Evaluation Procedures.

0333 ==>

0334 ==> HFE test and evaluation may be combined with other system

0335 ==> testing if:

0336 ==>

0337 ==> a. Qualified HFE personnel are collecting data during the test.

0338 ==>

0339 ==> b. Documentation is provided contrasting test conditions to the

0340 ==> operational environment.

0341 ==>

0342 ==> c. The operators and maintainers interfacing with the equipment

0343 ==> are solicited for subjective evaluation of task difficulty and

0344 ==> suggested improvements.

0345 ==> d. Instrumentation either used for general system testing or for

0346 ==> HFE tests can be integrated without interference into system

0347 ==> functions.

0348 ==> CONTRACT: ADD TO THE CONTRACT TO IMPLEMENT THE APPROVED HFE TEST AND

0349 ==> EVALUATION PLAN, DI-H-7053.

0350 ==>

0351 ==> CDRL: MODIFY DI-H-7053 TO BE FURTHER DEVELOPED AND REPORTED AS AN

0352 ==> INTEGRAL PART OF SYSTEM TEST PLANS. THE PLAN SHALL DELINEATE

0353 ==> PASS/FAIL CRITERIAL FOR ALL HFE TESTS.

0354 ==>

0355 ==> CDRL: MODIFY DI-H-7058 TO BE INCORPORATED INTO THE FINAL SYSTEM TEST

0356 ==> REPORT. WHEREVER RELEVANT, TEST RESULTS FROM DI-H-7058 SHALL

0357 ==> BE INCORPORATED INTO SYSTEM POSITIONAL HANDBOOKS OR USERS

0358 ==> MANUALS.

0359 ==>

0360 ==> IS THE VALUE OF THIS ACQUISITION FOR \$100 THOUSAND OR MORE ?

0361 ==>

0362 ==> Value Engineering. The contractor should apply Value Engineering

0363 ==> techniques throughout this program to achieve the desired system

0364 ==> requirements and to reduce the total cost of production, operation,

0365 ==> maintenance, and logistics support of this program.
 0366 ==> See DAR 7-104.44 in the General Provisions of this contract.
 0367 ==> CONTRACT: NORMALLY, IF THE CONTRACT VALUE EXCEEDS \$100 THOUSAND,
 0368 ==> VALUE ENGINEERING IS MANDATORY, HOWEVER THERE ARE
 0369 ==> EXCEPTIONS. SEE DEFENSE ACQUISITION REGULATION (DAR)
 0370 ==> SECTION I, PART 17.
 0371 ==>
 0372 ==> CONTRACT: IF VALUE ENGINEERING IS MANDATORY, USE DAR CLAUSE 7-104.44;
 0373 ==> ADDITIONAL TAILORING IS REQUIRED - CONTACT YOUR BUYER OR
 0374 ==> PCO FOR ASSISTANCE.
 0375 ==>
 0376 ==> Value Engineering is not required.
 0377 ==> HAVE SYSTEM SECURITY REQUIREMENTS BEEN IDENTIFIED THROUGH PROGRAM
 0378 ==> DIRECTION OR OTHER VALID THREAT DOCUMENTATION ?
 0379 ==>
 0380 ==> See the General Provisions of this contract.
 0381 ==> CONTRACT: APPLY THE CONTRACT SECURITY CLASSIFICATION SPECIFICATION
 0382 ==> (DD FM 254), YOUR SYSTEM SECURITY CLASSIFICATION GUIDE AND
 0383 ==> SECTION L.11 TO THE CONTRACT. REF: DAR 7-104.12, 7-204.12,
 0384 ==> 7-302.25, 7-402.24 AND 16-811, AS APPROPRIATE. COORDINATE
 0385 ==> WITH YOUR PCO OR BUYER.
 0386 ==>
 0387 ==>
 0388 ==> IS AVAILABILITY A REQUIREMENT ON THIS PROGRAM/SYSTEM ?
 0389 ==>
 0390 ==> Perform design analyses and trade-offs of reliability and maintaina-
 0391 ==> bility to ensure the specified availability requirements are met.
 0392 ==> Include availability predictions with the reliability and maintaina-
 0393 ==> bility reports. Verify the availability requirements through testing
 0394 ==> and analysis IAW Section 4 of the System/System Segment Specification.
 0395 ==> If the availability requirements are not met, propose the necessary
 0396 ==> corrective action and advise the procuring activity.
 0397 ==> SOW: FOR DEFINITIONS AND EQUATIONS FOR AVAILABILITY, SEE CHAPTER 4,
 0398 ==> DOD 3235.1H, TEST & EVALUATION OF SYSTEM RELIABILITY,
 0399 ==> AVAILABILITY AND MAINTAINABILITY.
 0400 ==>
 0401 ==> SPEC: SPECIFY AND DEFINE THE DESIRED AVAILABILITY REQUIREMENTS IN
 0402 ==> THE SPECIFICATION.
 0403 ==>
 0404 ==> CDRL: AVAILABILITY REPORTS ARE REQUIRED, HOWEVER THEY SHOULD BE
 0405 ==> INCLUDED WITH THE R&M REPORTS.
 0406 ==>
 0407 ==> IS A MAINTAINABILITY PROGRAM REQUIRED ?
 0408 ==>
 0409 ==> CAUTION: A MAINTAINABILITY PROGRAM IS NORMALLY MANDATORY!
 0410 ==> IF NOT USED, A WAIVER MUST BE PROCESSED IAW AFR 800-18.
 0411 ==> IFPP: FOR CONTRACTOR GUIDANCE, ENTER THE FOLLOWING RADC-TRs
 0412 ==> IN THE IFPP:
 0413 ==>
 0414 ==> RADC-TR-74-308 MAINTAINABILITY ENGINEERING DESIGN HANDBOOK
 0415 ==> (AD-A009044) REVISION II, AND COST OF MAINTAINABILITY
 0416 ==> (3 VOL)
 0417 ==>

0418 ==> RADC-TR-78-224 A DESIGN GUIDE FOR BUILT-IN-TEST
 0419 ==> (AD-A069384)
 0420 ==>
 0421 ==> RADC-TR-79-327 AN OBJECTIVE PRINTED CIRCUIT BOARD
 0422 ==> (AD-A082329) TESTABILITY DESIGN AND RATING SYSTEM
 0423 ==>
 0424 ==> RADC-TR-79-309 BIT/EXTERNAL TEST FIGURES OF MERIT AND
 0425 ==> (AD-A081128) DEMONSTRATION TECHNIQUES
 0426 ==>
 0427 ==> RADC-TR-80-111 DESIGN GUIDELINES AND OPTIMIZATION
 0428 ==> (AD-A087059) PROCEDURES FOR TEST SUBSYSTEM DESIGNS
 0429 ==>
 0430 ==> RADC-TR-81-220 ANALYSIS OF BUILT-IN-TEST FALSE ALARM
 0431 ==> CONDITIONS
 0432 ==>
 0433 ==> RADC-TR-82-189 RADC TESTABILITY NOTEBOOK
 0434 ==>
 0435 ==> THESE DOCUMENTS MUST BE MADE AVAILABLE TO THE CONTRACTOR BY
 0436 ==> THE SPO.
 0437 ==>
 0438 ==> SOW: MIL-STD-470A, TAILOR EACH TASK APPLIED PER THE "DETAILS TO BE
 0439 ==> SPECIFIED" PARAGRAPH UNDER EACH TASK DESCRIPTION IN
 0440 ==> MIL-STD-470A. DETAILS ANNOTATED BY AN "(R)" ARE ESSENTIAL AND
 0441 ==> MUST BE PROVIDED TO THE CONTRACTOR.
 0442 ==>
 0443 ==> SOW: MIL-STD-470A, TASK 104: TASK CONTRACTOR TO INTEGRATE WITH
 0444 ==> TASK 104, MIL-STD-785B.
 0445 ==>
 0446 ==> SOW: MIL-STD-470A, TASK 204 (FMECA): TASK CONTRACTOR TO COMBINE
 0447 ==> WITH TASK 204, MIL-STD-785B IN ONE REPORT. REF MIL-STD-1629A,
 0448 ==> TASK 103.
 0449 ==>
 0450 ==> SOW: MIL-STD-470A, TASK 203: USE NOTICE 1, 12 JAN 84 OF
 0451 ==> MIL-HDBK-472 FOR MAINTAINABILITY PREDICTIONS.
 0452 ==>
 0453 ==>
 0454 ==> PROCESS A WAIVER FOR A MAINTAINABILITY PROGRAM IAW AFR 800-18.
 0455 ==>
 0456 ==> DO YOU WANT A BUILT-IN-TEST (BIT) FUNCTION INCLUDED IN THE PRIME
 0457 ==> EQUIPMENT FOR STATUS MONITORING AND FAULT DETECTION AND ISOLATION ?
 0458 ==>
 0459 ==> SPEC: SEE RADC-TR-78-224, 79-309, 80-111 AND 82-189, AND ENTER THE
 0460 ==> REQUIREMENT IN THE SPECIFICATION. FOR CONDUCTING TRADE STUDIES
 0461 ==> TO DETERMINE OPTIONAL FAULT DETECTION/ISOLATION DESIGN, SEE
 0462 ==> MIL-STD-001591A.
 0463 ==>
 0464 ==> SOW: RADC-TR-82-189, TAILOR BY IDENTIFYING TASKS TO INSURE
 0465 ==> CONTRACTOR'S DESIGN CONSIDERS TESTABILITY AND FAULT
 0466 ==> DETECTION/ISOLATION REQUIREMENTS.
 0467 ==>
 0468 ==> SOW: TASK THE CONTRACTOR TO PERFORM THE REQUIRED ANALYSES USING THE
 0469 ==> APPLICABLE RADC TRs AS GUIDES.
 0470 ==>

0471 ==> IS A RELIABILITY PROGRAM REQUIRED ?

0472 ==>

0473 ==> CAUTION: RELIABILITY PROGRAMS ARE MANDATORY ON MOST CONTRACTS!

0474 ==>

0475 ==> SOW: TAILOR EACH TASK APPLIED PER THE "DETAILS TO BE SPECIFIED"

0476 ==> PARAGRAPH UNDER EACH TASK DESCRIPTION OF MIL-STD-785B. DETAILS

0477 ==> ANNOTATED BY AN "(R)" ARE ESSENTIAL AND MUST BE PROVIDED TO THE

0478 ==> CONTRACTOR.

0479 ==>

0480 ==> SOW: TASK 103, MIL-STD-785B, PROGRAM REVIEWS: USE FOR SPECIAL

0481 ==> REVIEWS. STANDARD PROGRAM REVIEWS ARE PART OF THE SYSTEM

0482 ==> ENGINEERING TASK. MIL-STD-1521A IS THE PRIMARY IMPLEMENTING

0483 ==> DOCUMENT.

0484 ==>

0485 ==> SOW: TASK 204, MIL-STD-785B, FAILURE MODES, EFFECTS AND CRITICALITY

0486 ==> ANALYSIS: REFER IN SOW TO MIL-STD-1629A (TASKS 101, 102 AND

0487 ==> 103) FOR PROCEDURES. STATE LEVEL TO WHICH FMECA SHALL BE

0488 ==> CONDUCTED (NORMALLY TO SRU LEVEL).

0489 ==>

0490 ==> SOW: TASK 207, MIL-STD-785B, PARTS PROGRAM: USE ONLY IF SEPARATE

0491 ==> PARTS PROGRAM IS NOT A TASK IN SOW.

0492 ==>

0493 ==> SOW: TASK 302, MIL-STD-785B, RELIABILITY DEVELOPMENT/GROWTH

0494 ==> TESTING: REFER TO MIL-HDBK-189 FOR PROCEDURES. MIL-STD-1635

0495 ==> AND MIL-STD-2068 COVER GROWTH TESTS - REVIEW FOR

0496 ==> APPLICATION TO YOUR PROGRAM.

0497 ==>

0498 ==> SOW: TASK 303, MIL-STD-785B, RELIABILITY QUALIFICATION TESTING:

0499 ==> IDENTIFY TEST PLAN, MISSION PROFILE, TEST CONDITIONS, AND

0500 ==> FAILURE DEFINITIONS IN MIL-STD-781C. IF THERMAL SURVEY IS

0501 ==> REQUIRED, USE DI-R-7036, REFER TO PARA 5.1.5 IN MIL-STD-781C

0502 ==> AND RADC-TR-82-172, THERMAL GUIDE.

0503 ==>

0504 ==> SOW: TASKS 201 AND 203, MIL-STD-785B, RELIABILITY MODELING AND

0505 ==> PREDICTION: REFER TO MIL-STD-756B FOR SPECIFIC METHODS;

0506 ==> IDENTIFY TASKS THAT APPLY TO YOUR PROGRAM.

0507 ==>

0508 ==> SOW: TASK 205, MIL-STD-785B, SNEAK CIRCUIT ANALYSIS: REFER TO

0509 ==> APPENDIX IN MIL-STD-785B FOR INFORMATION ON APPLYING TASK.

0510 ==> USE DI-R-7083. SEE RADC-TR-82-179 FOR APPLICATION GUIDELINES.

0511 ==>

0512 ==> SOW: TASK 203, MIL-STD-785B, RELIABILITY PREDICTION, REFER TO

0513 ==> MIL-HDBK-217D FOR ELECTRONIC EQUIPMENT FAILURE RATES, AND

0514 ==> SELECT EITHER PARA 5.1 OR 5.2 FOR TYPE OF PREDICTION (PART

0515 ==> STRESS ANALYSIS OR PARTS COUNT). REFER TO RADC-TR-75-22

0516 ==> (AD-A005667) FOR NON-ELECTRONIC EQUIPMENT FAILURE RATES

0517 ==> AND MODELS.

0518 ==>

0519 ==> SOW: TASK 203, MIL-STD-785B: THE CONTRACTOR CAN BE TASKED TO USE

0520 ==> RADC-ORACLE (AUTOMATED PREDICTION); PROGRAM OFFICE/RADC MOA

0521 ==> REQUIRED FOR REIMBURSEMENT. DERATING OF PARTS REQUIRED ON ALL

0522 ==> ESD CONTRACTS - REFER TO ESD-TR-83-197 OR CONTRACTOR'S

0523 ==> EQUIVALENT DERATING GUIDE.

0524 ==>
 0525 ==> SOW: IF PARTS SUBJECT TO ELECTROSTATIC DISCHARGE ARE USED IN THE
 0526 ==> DESIGN, TASK THE CONTRACTOR TO IMPLEMENT AN ELECTROSTATIC
 0527 ==> DISCHARGE (ESD) PROGRAM IAW DOD-STD-1686 AND DOD-HDBK-263.
 0528 ==> SOW: TASK 301, MIL-STD-785B: SEE RADC-TR-82-87, STRESS SCREENING OF
 0529 ==> ELECTRONIC HARDWARE, FOR GUIDANCE IN APPLYING STRESS SCREENING.
 0530 ==>
 0531 ==> IF A RELIABILITY PROGRAM IS NOT GOING TO BE USED, CONTACT THE STAFF
 0532 ==> OPR FOR ASSISTANCE.
 0533 ==>
 0534 ==> IF A RELIABILITY PROGRAM IS NOT GOING TO BE USED, CONTACT THE STAFF
 0535 ==> OPR FOR ASSISTANCE.
 0536 ==>
 0537 ==> IS HARDWARE BEING DESIGNED OR MODIFIED ?
 0538 ==>
 0539 ==> A PARTS CONTROL PROGRAM IS NOT REQUIRED.
 0540 ==> WILL COMPONENT PARTS BE IDENTIFIED ?
 0541 ==>
 0542 ==> A PARTS CONTROL PROGRAM IS REQUIRED AND MUST BE IDENTIFIED BEFORE
 0543 ==> RELEASING THE FORMAL RFP TO INDUSTRY (REF: AFR 800-24, PARTS CONTROL
 0544 ==> PROGRAM).
 0545 ==>
 0546 ==> SOW: THE FOLLOWING PARTS CONTROL PROGRAM TAILORS OUT SOME OF THE
 0547 ==> MIL-STD-965 REQUIREMENTS AND PROVIDES FOR THE UTILIZATION OF THE
 0548 ==> GOVERNMENT GENERATED PPSLS KNOWN AS GOVERNMENT FURNISHED BASE-
 0549 ==> LINE (GFB). THE DEFENSE ELECTRONIC SUPPLY CENTER (DESC) IS
 0550 ==> RESPONSIBLE FOR THE ELECTRONIC PPSL AND THE DEFENSE INDUSTRIAL
 0551 ==> SUPPLY CENTER (DISC) IS RESPONSIBLE FOR THE MECHANICAL PPSL.
 0552 ==> THE CONTRACTOR IS REQUIRED IAW THE SYSTEM SPECIFICATION TO
 0553 ==> SELECT PARTS FROM THESE PPSLS WHENEVER POSSIBLE. IF ADDITIONAL
 0554 ==> PARTS ARE NEEDED, THE CONTRACTOR SELECTS THEM IAW A GENERAL
 0555 ==> EQUIPMENT SPECIFICATION AND REQUESTS APPROVAL IAW MIL-STD-965
 0556 ==> AND DI-E-7028. DESC AND DISC MAINTAIN COMPUTER PRINTOUTS
 0557 ==> (F-4-71) SUMMARIZING THEIR RECOMMENDATIONS. IT IS IMPERATIVE
 0558 ==> THAT THE PROGRAM OFFICE NOTIFY DESC/DISC OF THE DISPOSITION
 0559 ==> OF THESE RECOMMENDATIONS. THIS CAN MOST EASILY BE ACCOMPLISHED
 0560 ==> BY SENDING THEM A COPY OF THE PROGRAM OFFICE'S LETTER TO THE
 0561 ==> CONTRACTOR. WITH THIS DATA, DESC/DISC CAN ANNOTATE F-4-71 IN
 0562 ==> A MANNER THAT WILL ALLOW IT TO BECOME THE OFFICIAL APPROVED
 0563 ==> AMENDMENT TO THE GFB PPSL. (THE TOTAL APPROVED PPSL IS THE SUM
 0564 ==> OF THE GFB AND THE APPROVED AMENDMENT.) CONTACT ESD/ALEQ FOR
 0565 ==> ASSISTANCE AS NECESSARY.
 0566 ==> SPEC/ PROVIDED BELOW IS A SAMPLE SPECIFICATION PARAGRAPH CONSISTENT
 0567 ==> WITH THE METHOD USED FOR THE SOW AND CDRL.
 0568 ==> 3.X.X.X PARTS.
 0569 ==> 3.X.X.X.1 DERATED APPLICATION OF PARTS.
 0570 ==> THE DESIGN OF PARTS INTO EQUIPMENTS SHALL COMPLY WITH A
 0571 ==> GOVERNMENT-APPROVED, CONTRACTOR DERATING STANDARD OR WITH
 0572 ==> DERATING LEVEL (TO BE SELECTED BY THE GOVERNMENT PROGRAM
 0573 ==> OFFICE) OF ESD TR-83-197.
 0574 ==> 3.X.X.X.2 PARTS SELECTION.
 0575 ==> ALL PARTS EMPLOYED IN THE MANUFACTURE OF NEWLY DESIGNED OR
 0576 ==> MODIFIED ITEMS (MODIFIED PORTION ONLY) FOR THE (SYSTEM NAME)

0577 ==> EQUIPMENTS SHALL BE SELECTED IAW THE PROGRAM PARTS SELECTION
0578 ==> LIST, ELECTRICAL/ELECTRONIC PARTS AND THE PROGRAM PARTS SE-
0579 ==> LECTION LIST, MECHANICAL PARTS AND F-4-71 COMPUTER PRINTOUTS
0580 ==> FROM DESC AND DISC. PARTS NOT COVERED BY THE ABOVE MENTIONED
0581 ==> PPSLS SHALL BE SELECTED IAW MIL-E-4158 AND MIL-STD-965.
0582 ==> ALL PARTS SHALL BE SCREENED THROUGH THE GOVERNMENT-INDUSTRY
0583 ==> DATA EXCHANGE PROGRAM (GIDEP) FAILURE EXPERIENCE DATA INTER-
0584 ==> CHANGE (FEDI) PRIOR TO THEIR SELECTION.
0585 ==>
0586 ==> ALL SEMICONDUCTORS SHALL BE SELECTED IAW REQUIREMENT 30 OF
0587 ==> MIL-STD-454 AND THE FOLLOWING:
0588 ==> A. ONLY SOLID GLASS METALURGICALLY BONDED AXIAL LEAD DIODES
0589 ==> AND RECTIFIERS SHALL BE USED.
0590 ==> B. WHEN TO-50 PACKAGES ARE REQUIRED, THEY SHALL BE LIMITED TO
0591 ==> THE SOLID METAL HEADER TYPE.
0592 ==> C. THERMOCOMPRESSION WEDGE BONDING SHALL NOT BE USED WITH
0593 ==> ALUMINUM WIRE.
0594 ==> D. ALUMINUM TO-3 PACKAGES SHALL NOT BE USED.
0595 ==> E. GERMANIUM DEVICES SHALL NOT BE USED.
0596 ==> F. ALL NON-JAN TX DEVICVES SHALL BE SCREQ" IAW TABLE II OF
0597 ==> MIL-S-19500. ALL DEVICE TYPES SHALL BE TESTED TO THE GROUP
0598 ==> A, TABLE III AND GROUP B, TABLE IV QUALITY CONFORMANCE REQ-
0599 ==> UIREMENTS OF MIL-S-19500, AS A MINIMUM.
0600 ==> G. SEMICONDUCTOR DEVICES NOT COVERED BY ESD-TR-83-197 SHALL
0601 ==> NOT HAVE PEAK JUNCTION TEMPERATURES EXCEEDING THE FOLLOWING
0602 ==> WHEN OPERATING UNDER ANY SPECIFIED ENVIRONMENTAL CONDITIONS:
0603 ==> 1. POWER DEVICES = 135 DEGREES C (275 DEGREES F)
0604 ==> 2. SMALL SIGNAL DEVICES = 125 DEGREES C (257 DEGREES F)
0605 ==>
0606 ==> CRITICAL ITEMS. HYBRID (INCLUDING RADIO FREQUENCY, MICROWAVE
0607 ==> AND MILLIMETER TYPES) AND MONOLITHIC MICROCIRCUITS CUSTOM DES-
0608 ==> IIGNED FOR THIS SYSTEM SHALL BE CONSIDERED CRITICAL ITEMS.
0609 ==>
0610 ==> ALL MICROELECTRONIC DEVICES SHALL BE SELECTED IAW REQUIREMENT
0611 ==> 64 OF MIL-STD-454 AND THE FOLLOWING.
0612 ==>
0613 ==> MICROELECTRONIC DEVICES NOT COVERED BY ESD-TR-83-197 SHALL
0614 ==> NOT HAVE PEAK JUNCTION TEMPERATURES EXCEEDING 125 DEGREES C
0615 ==> (257 DEGREES F) WHEN OPERATED UNDER ANY SPECIFIED ENVIRON-
0616 ==> MENTAL CONDITIONS.
0617 ==>
0618 ==> ALL NON-JAN DEVICES SHALL BE TESTED IAW MIL-STD-883, METHOD
0619 ==> 5004 OR 5008 AS APPLICABLE. ALL DEVICES SHALL BE TESTED TO THE
0620 ==> QUALITY CONFORMANCE REQUIREMENTS OF MIL-STD-883 METHOD 5004 OR
0621 ==> 5008 AS APPLICABLE. NO WAIVERS ARE ALLOWED EXCEPT CURRENT AND
0622 ==> VALID GENERIC DATA AS DEFINED BELOW MAY BE SUBSTITUTED FOR
0623 ==> GROUPS C AND D.
0624 ==>
0625 ==> GROUP C GENERIC DATA MUST BE ON DATE CODES NO MORE THAN ONE
0626 ==> YEAR OLD AND ON A DIE IN THE SAME MICROCIRCUIT GROUP (SEE
0627 ==> APPENDIX E OF MIL-M-38510) WITH THE SAME MATERIAL, DESIGN, PRO-
0628 ==> CESSSES AND FROM THE SAME PLANT AS THE DIE REPRESENTED. GROUP D
0629 ==> GENERIC DATA MUST BE ON DATE CODES NO MORE THAN ONE YEAR OLD

0630 ==> AND ON THE SAME PACKAGE TYPE (SEE 3.1.3.12 OF MIL-M-38510) AND
0631 ==> FROM THE SAME PLANT AS THE PACKAGE REPRESENTED.

0632 ==>

0633 ==> NOTE: MIL-E-4158, SHOWN IN THE FIRST SENTENCE OF ABOVE SPECIF-
0634 ==> ICATION, RELATES TO GROUND ELECTRONIC EQUIPMENT. IF THE EQUIP-
0635 ==> MENT IS TO BE AIRBORNE, MIL-E-5400 SHOULD BE SUBSTITUTED FOR
0636 ==> MIL-E-4158. OTHER GENERAL EQUIPMENT SPECIFICATIONS MAY BE
0637 ==> SIMILARLY SUBSTITUTED AS APPROPRIATE. SEE APPENDIX B OF ESD-
0638 ==> TR-83-197 FOR INFORMATION CONCERNING THE CONTENT OF SECTION 4
0639 ==> OF THE SPECIFICATION. E

0640 ==>

0641 ==> CDRL: DI-E-7028, DI-R-3548 AND DI-E-7031 APPLY. TAILOR AS REQUIRED.

0642 ==>

0643 ==> WHENEVER CONTROL DRAWINGS IAW DOD-STD-100 ARE TO BE PREPARED,
0644 ==> THE FOLLOWING SHOULD BE ADDED TO THE BACK-UP SHEET OF DI-E-7031
0645 ==> RELATIVE TO PARA 6.2.1(N) OF DODD-1000 (THIS MAY BE IN ADDITION
0646 ==> TO OTHER REQUIREMENTS:

0647 ==>

0648 ==>

0649 ==>

0650 ==>

0651 ==> E

0652 ==> SELECTED ITEM DRAWINGS (SID) IAW DOD-STD-100 SHALL BE THE
0653 ==> TYPE OF CONTROL DRAWING PROVIDED WHENEVER A DRAWING IS PROVIDED
0654 ==> THAT DESCRIBES A PIECE PART THAT REQUIRES SELECTION, SCREENING,
0655 ==> TESTING, ETC. OVER AND ABOVE THAT PROVIDED BY THAT PART VENDOR'S
0656 ==> USUAL PRACTICE RELATIVE TO THE SPECIFIC PART NUMBERED ITEM
0657 ==> REFERENCED IN THE DRAWING. ALSO, ADD TO BLOCK 16 OF DD FORM
0658 ==> 1423: WHENEVER THE GENERATION OF A CONTROL DRAWING THAT RELATES
0659 ==> TO THE PROCUREMENT OF PARTS IN THE CATEGORIES LISTED IN PARA 6.4
0660 ==> OF MIL-STD-965 IS NEEDED AND THAT GENERATION IS APPROVED BY THE
0661 ==> PROCURING ACTIVITY, A COPY OF THAT CONTROL DRAWING TOGETHER WITH
0662 ==> A COMPLETED DD FORM 2052 WILL BE DISTRIBUTED TO DESC, DISC,
0663 ==> AND/OR RADC AS APPROPRIATE. THIS DID WILL MOST LIKELY BE
0664 ==> APPLIED IN THE CDRL FOR OTHER PURPOSES; THEREFORE, IF THIS IS
0665 ==> THE CASE, ADD THE ABOVE DETAILS TO IT SO THERE WILL BE ONLY ONE
0666 ==> ALL INCLUSIVE DI-E-7031 APPLIED.

0667 ==>

0668 ==>

0669 ==>

0670 ==>

0671 ==> E

0672 ==> A PARTS CONTROL PROGRAM IS NOT REQUIRED. E

0673 ==> WILL COMPONENT PARTS BE IDENTIFIED ? E

0674 ==> E

0675 ==> WILL THE CONTRACTOR FUNCTION AS AN INTEGRATING CONTRACTOR ? E

0676 ==> E

0677 ==> Parts Control Program. (Procedure II):

0678 ==> Establish and maintain a Parts Control Pro-

0679 ==> gram IAW (1) this SOW, (2) (the System Specification), (3) MIL-STD-965

0680 ==> and (4) the contractor's Parts Control Program when it has been app-

0681 ==> lied by this procuring activity (DI-E-7026).

0682 ==> Use the Government generated and maintained Program Parts

0683 ==> Selection List (PPSL) in addition to any existing F-4-71 Computer
 0684 ==> Printouts from DESC or DISC. Requests for use of parts not on
 0685 ==> these PPSLs shall be submitted IAW the CDRL. Amendments to these
 0686 ==> PPSLs as a result of such requests and procurement activity approval
 0687 ==> will be supplied to the contractor by the PCO as required by the con-
 0688 ==> tractor, but not oftener than once every 30 days (DI-E-7028).
 0689 ==> Participate in the Government-Industry Data
 0690 ==> Exchange Program (GIDEP) to the extent necessary to receive data from
 0691 ==> the Failure Experience Data Interchange (FEDI). The contractor shall
 0692 ==> screen all parts through the FEDI prior to their selection IAW the
 0693 ==> System Specification (DI-R-3548).
 0694 ==> WILL THE MAGNITUDE OF THIS PROGRAM REQUIRE THE PRIME CONTRACTOR TO
 0695 ==> HAVE ONE OR MORE LARGE AND/OR COMPLEX SUBCONTRACTOR EFFORTS ?
 0696 ==> Parts Control Program. (Procedure II):
 0697 ==> Establish and maintain a Parts Control Pro-
 0698 ==> gram IAW (1) this SOW, (2) (the System Specification), (3) MIL-STD-965
 0699 ==> and (4) the contractor's Parts Control Program when it has been app-
 0700 ==> lied to this procuring activity (DI-E-7026).
 0701 ==> Use the Government generated and maintained Program Parts
 0702 ==> Selection List (PPSL) in addition to any existing F-4-71 Computer
 0703 ==> Printouts from DESC or DISC. Requests for use of parts not on
 0704 ==> these PPSLs shall be submitted IAW the CDRL. Amendments to these
 0705 ==> PPSLs as a result of such requests and procurement activity approval
 0706 ==> will be supplied to the contractor by the PCO as required by the con-
 0707 ==> tractor, but not oftener than once every 30 days (DI-E-7028).
 0708 ==> Participate in the Government-Industry Data
 0709 ==> Exchange Program (GIDEP) to the extent necessary to receive data from
 0710 ==> the Failure Experience Data Interchange (FEDI). The contractor shall
 0711 ==> screen all parts through the FEDI prior to their selection IAW the
 0712 ==> System Specification (DI-R-3548).
 0713 ==> Parts Control Program. (Procedure I):
 0714 ==> Establish and maintain a Parts Control Pro-
 0715 ==> gram IAW (1) this SOW, (2) (the System Specification) and (3) MIL-STD-
 0716 ==> 965.
 0717 ==> Use the Government generated and maintained Program Parts
 0718 ==> Selection Lists (PPSLs) in addition to any existing F-4-71 Computer
 0719 ==> Printouts from DESC or DISC. Requests for use of parts not
 0720 ==> on these PPSLs shall be submitted IAW the CDRL. Amendments to these
 0721 ==> PPSLs as a result of such requests and procurement activity approval
 0722 ==> will be supplied to the contractor by the PCO as required by the con-
 0723 ==> tractor, but not oftener than once every 30 days (DI-E-7028A/T).
 0724 ==> Participate in the Government-Industry Data
 0725 ==> Exchange Program (GIDEP) to the extent necessary to receive data from
 0726 ==> the Failure Experience Data Interchange (FEDI). The contractor shall
 0727 ==> screen all parts through the FEDI prior to their selection IAW the
 0728 ==> System Specification (DI-R-3548).
 0729 ==> WILL THE MAGNITUDE OF THIS PROGRAM REQUIRE THE PRIME CONTRACTOR TO
 0730 ==> HAVE ONE OR MORE LARGE AND/OR COMPLEX SUBCONTRACTOR EFFORTS ?
 0731 ==> DO YOU HAVE A HIGH QUALITY PPSL AMENDMENT FROM A PREVIOUS PHASE THAT
 0732 ==> YOU WOULD LIKE TO USE ON THE FSD CONTRACT ?
 0733 ==>
 0734 ==> NOTE: A HIGH QUALITY PPSL IS DEFINED AS A LIST THAT WAS FINALIZED NO
 0735 ==> MORE THAN 12 TO 15 MONTHS PRIOR TO THE EXPECTED AWARD OF THE

0736 ==> FSD CONTRACT AND IN ADDITION CONTAINS A VERY LARGE PERCENTAGE
 0737 ==> OF QPL PARTS AND VERY FEW INSTANCES OF PO OVERRIDES OF DESC/
 0738 ==> DISC/RADC RECOMMENDATIONS.
 0739 ==>

0740 ==> CDRL: RESUBMISSION AND REEVALUATION OF THE PREVIOUSLY APPROVED PPSL
 0741 ==> FROM AN EARLIER CONTRACT OR PROGRAM PHASE MAY BE DESIRABLE. BE-
 0742 ==> CAUSE OF THE RAPID EVOLUTION OF SOME OF THE COMPONENTS, THEIR
 0743 ==> ACCEPTANCE ON A NEW CONTRACT, ON THE BASIS OF THEIR BEING
 0744 ==> APPROVED ON AN EARLIER EFFORT, IS NOT VALID.
 0745 ==>

0746 ==> SOW: ADD IDENTIFICATION OF THE PREVIOUSLY APPROVED HIGH QUALITY PPSL
 0747 ==> (SECTION I ONLY) TO SECTION 2 FOR LISTING AND TO SECTION 3 FOR
 0748 ==> REQUIREMENTS.
 0749 ==>

0750 ==> WAS A PROGRAM PARTS SELECTION LIST (PPSL) GENERATED DURING A PREVIOUS
 0751 ==> ACQUISITION PHASE ?
 0752 ==>

0753 ==> WILL METEOROLOGICAL CONDITIONS HAVE AN IMPACT ON EITHER THE
 0754 ==> PERFORMANCE OR WITHSTANDING CAPABILITY OF THIS SYSTEM ?
 0755 ==>

0756 ==> The design requirements for natural environmental conditions are
 0757 ==> located in Section 3 of the Specification. Methods of verification
 0758 ==> are located in Section 4 of the Specification.
 0759 ==> Consider aspects of meteorology as they relate to the system's
 0760 ==> acquisition. There are four general areas of potential concern:
 0761 ==> a. Meteorological effects upon the performance and withstanding
 0762 ==> capabilities of system hardware (equipment and facilities) (e.g., ice/
 0763 ==> wind loads).
 0764 ==> b. Meteorological effects upon any electromagnetic energy
 0765 ==> propagated or received by the system (e.g., rain attenuation of the
 0766 ==> electromagnetic wave).
 0767 ==> c. The need for meteorological data/messages to be transmitted,
 0768 ==> received, processed, or displayed by the system (e.g., weather
 0769 ==> observations or forecasts).
 0770 ==> d. The need for additional direct weather support to the
 0771 ==> operational system.
 0772 ==>

0773 ==> SOW: THE PROGRAM MANAGER SHALL:
 0774 ==> ESTABLISH AND MAINTAIN THE METEOROLOGICAL REQUIREMENTS FOR ALL
 0775 ==> ACQUISITION PHASES OF HIS PROGRAM.
 0776 ==> CONTACT THE ESD STAFF METEOROLOGY OFFICE FOR ASSISTANCE IN
 0777 ==> ESTABLISHING REQUIREMENTS, SUCH AS:
 0778 ==> PROVIDING METEOROLOGICAL DATA FOR DEVELOPMENT OF EQUIPMENT
 0779 ==> DESIGN CRITERIA, PROPAGATION STUDIES, AND TRADE-OFF STUDIES,
 0780 ==> ASSISTING IN THE INTERPRETATION/EVALUATION OF THE DATA,
 0781 ==> PROVIDING INFORMATION ON METEOROLOGICAL TEST METHODS,
 0782 ==> INSTRUMENTATION, AND MEASUREMENT TECHNIQUES, EVALUATING THE
 0783 ==> NEED FOR AND ARRANGING METEOROLOGICAL SUPPORT DURING TEST AND
 0784 ==> EVALUATION.
 0785 ==> CONTACT THE ESD TEST OPR AND HAVE HIM INCLUDE METEOROLOGICAL
 0786 ==> REQUIREMENTS IN HIS TASK.
 0787 ==>

0788 ==> CDRL: SELECT APPROPRIATE DATA ITEMS AND TAILOR TO INCLUDE: DATA FOR

0789 ==> EVALUATION AND POST ANALYSIS DURING SYSTEMS TEST; METEOROLOGICAL EQUIPMENT REQUIRED AT OR IN THE SYSTEM; DATA FOR FORECASTS
 0790 ==> AND OTHER SERVICES FOR OPERATIONAL SUPPORT; AND, DATA FOR
 0791 ==> SERVICES REQUIRED DURING SITE CONSTRUCTION. DI-R-7123,
 0792 ==> DI-R-7124, DI-R-7125, DI-R-7126 AND DI-R-7127 ARE EXAMPLES OF
 0793 ==> APPLICABLE DATA ITEMS.
 0794 ==>
 0795 ==>
 0796 ==> SPEC: ALL OF THE FOLLOWING SPECIFICATION REQUIREMENTS SHOULD BE
 0797 ==> PLACED IN SECTIONS 3.0 AND 4.0 OF THE SYSTEMS SPECIFICATION.
 0798 ==> SPECIFIC TAILORING WILL BE REQUIRED FOR YOUR PROGRAM; CONTACT
 0799 ==> ESD/WE FOR ASSISTANCE.
 0800 ==>
 0801 ==> CONTRACT: ADD THE FOLLOWING IN THE GENERAL CONTRACT: "THE PROGRAM
 0802 ==> MANAGER SHALL HAVE THE PCO INFORM THE CONTRACTOR THAT THE
 0803 ==> ESD STAFF METEOROLOGIST IS AVAILABLE THROUGH THE PROGRAM
 0804 ==> OFFICE TO ADVISE AND ASSIST THE CONTRACTOR."
 0805 ==> SPEC: ENSURE THAT THE SYSTEM IS DESIGNED COMPATIBLE WITH EXPECTED
 0806 ==> NATURAL ENVIRONMENTAL LIMITATIONS ON SYSTEM PERFORMANCE.
 0807 ==>
 0808 ==> CDRL: SELECT APPROPRIATE DATA ITEMS AND TAILOR TO INCLUDE: DATA FOR
 0809 ==> EVALUATION AND POST ANALYSIS DURING SYSTEMS TEST; METEOROLOGICAL EQUIPMENT REQUIRED AT OR IN THE SYSTEM; DATA FOR FORECASTS
 0810 ==> AND OTHER SERVICES FOR OPERATIONAL SUPPORT; AND, DATA FOR
 0811 ==> SERVICES REQUIRED DURING SITE CONSTRUCTION. DI-R-7123,
 0812 ==> DI-R-7124, DI-R-7125, DI-R-7126 AND DI-R-7127 ARE EXAMPLES OF
 0813 ==> APPLICABLE DATA ITEMS.
 0814 ==>
 0815 ==>
 0816 ==> SPEC: ALL OF THE FOLLOWING SPECIFICATION REQUIREMENTS SHOULD BE
 0817 ==> PLACED IN SECTIONS 3.0 AND 4.0 OF THE SYSTEMS SPECIFICATION.
 0818 ==> SPECIFIC TAILORING WILL BE REQUIRED FOR YOUR PROGRAM; CONTACT
 0819 ==> THE OPR FOR NATURAL ENVIRONMENT (ESD/WE) FOR ASSISTANCE.
 0820 ==>
 0821 ==> CONTRACT: ADD THE FOLLOWING IN THE GENERAL CONTRACT:
 0822 ==> "THE PROGRAM MANAGER SHALL HAVE THE PCO INFORM THE
 0823 ==> CONTRACTOR THAT THE ESD STAFF METEOROLOGIST IS AVAILABLE
 0824 ==> THROUGH THE PROGRAM OFFICE TO ADVISE AND ASSIST THE CON-
 0825 ==> TRACTOR."
 0826 ==>
 0827 ==> DOES THE SYSTEM EMIT ELECTROMAGNETIC RADIATION ?
 0828 ==>
 0829 ==>
 0830 ==> SPEC: ENVIRONMENTAL EFFECTS ON WAVE PROPAGATION NEED TO BE CONSIDERED
 0831 ==> IFPP: IN ALL PHASES OF HARDWARE/SOFTWARE SYSTEM ACQUISITION THROUGH
 0832 ==> COORDINATION WITH THE ESD STAFF METEOROLOGIST.
 0833 ==>
 0834 ==> SPEC: REF: ELECTROMAGNETIC ENERGY. ENVIRONMENTAL EFFECTS ON WAVE
 0835 ==> PROPAGATION SPAN THE ENTIRE AEROSPACE ENVELOPE OF USAF OPERA-
 0836 ==> TIONS TO INCLUDE THE TROPOSPHERE (SURFACE TO 10-20 KM) AND
 0837 ==> IONOSPHERE (60 TO BEYOND 300 KM ABOVE THE SURFACE). THESE
 0838 ==> ENVIRONMENTAL EFFECTS INCLUDE REFRACTION, REFLECTION,
 0839 ==> ABSORPTION, SCATTERING, DIFFRACTION, SCINTILLATION, AND
 0840 ==> VARIOUS SOLAR DISTURBANCES. INCLUDE THESE REQUIREMENTS IN
 0841 ==> SECTION 3 OF THE SPECIFICATION.

0842 ==>

0843 ==> DOES THIS SYSTEM HAVE SURFACE-BASED (GROUND OR SEABORNE) SUBSYSTEMS

0844 ==> OR COMPONENTS ?

0845 ==> WILL TEMPERATURE, PRESSURE AND DENSITY HAVE AN EFFECT ON THIS SYSTEM ?

0846 ==>

0847 ==>

0848 ==> SPEC: REF: TEMPERATURE/PRESSURE/DENSITY.

0849 ==>

0850 ==> SECTION 3.0

0851 ==> TEMPERATURE - MIL-E-4158E, PARA 3.2.30.1, 3.2.30.1.1 (TABLE I

0852 ==> VALUES SHOULD BE AS AMENDED BY MIL-E-4158E, AMENDMENT 2, 12

0853 ==> JUL 77). 6.2.C, 6.2.D AND 6.3.1. THE ABOVE PARAGRAPHS

0854 ==> SHOULD BE TAILORED BY MIL-STD-210B, PARAS 5.1.2, 5.1.3 (SEE

0855 ==> PARAS 5.2.2.1 AND 5.2.2.2 FOR SEABORNE SYSTEMS).

0856 ==>

0857 ==> PRESSURE - MIL-STD-210B, PARAS 5.1.16 AND 5.1.17 (SEE PARAS

0858 ==> 5.3.13 AND 5.3.14 FOR SEABORNE SYSTEMS).

0859 ==>

0860 ==> DENSITY - MIL-STD-210B, PARAS 5.1.18 AND 5.1.19 (SEE PARAS

0861 ==> 5.2.2.17 AND 5.2.2.18 FOR SEABORNE SYSTEMS).

0862 ==>

0863 ==> SECTION 4.0

0864 ==> MIL-STD-810D, TEST METHODS 500.2, 501.2, 502.2, 503.2 AND

0865 ==> 520.0. TAILORING IS REQUIRED.

0866 ==>

0867 ==> WILL HUMIDITY AFFECT THIS SYSTEM ?

0868 ==>

0869 ==> SPEC: REF: HUMIDITY.

0870 ==>

0871 ==> SECTION 3.0

0872 ==> MIL-E-4158E, AMENDMENT 2, 12 JUL 77, PARA 3.2.30.1.3 (a. AND

0873 ==> b.). MIL-E-4158E, PARA 6.2.C, 6.2.D AND 6.3.1. THE ABOVE

0874 ==> PARAGRAPHS SHOULD BE TAILORED BY MIL-STD-210B, PARAS 5.1.4

0875 ==> THRU 5.1.9 (SEE PARAS 5.2.2.3 THRU 5.2.2.8 FOR SEABORNE

0876 ==> SYSTEMS).

0877 ==>

0878 ==> SECTION 4.0

0879 ==> MIL-STD-810D, TEST METHOD 507.2; TAILORING IS REQUIRED.

0880 ==>

0881 ==> WILL THUNDERSTORMS (TO INCLUDE LIGHTNING AND HAIL) AFFECT THIS

0882 ==> SYSTEM ?

0883 ==> SPEC: REF: LIGHTNING/THUNDERSTORMS/HAIL.

0884 ==>

0885 ==> SECTION 3.0

0886 ==> MIL-E-4158E, PARA 3.2.12.2 AND MIL-E-4158E, AMENDMENT 2, 12

0887 ==> JUL 77, PARA 3.2.12.2.1. MIL-STD-210B, PARA 5.1.15.

0888 ==>

0889 ==> SECTION 4.0

0890 ==> METHODS OF VERIFICATION:

0891 ==> CONTRACTOR DEVELOPED, GOVERNMENT APPROVED TEST METHOD(S)

0892 ==> SHALL BE USED. THE PROGRAM OFFICE SHALL CONSULT THE STAFF

0893 ==> METEOROLOGY OFFICE FOR ASSISTANCE IN EVALUATING THE CONTRACT-

0894 ==> OR PROPOSED TEST METHOD(S).

0895 ==>

0896 ==> IS THIS A SHELTERED SYSTEM ?

0897 ==>

0898 ==> NOTE: A SHELTERED SYSTEM IS ONE THAT IS PROTECTED FROM THE NATURAL

0899 ==> ENVIRONMENTAL ELEMENTS.

0900 ==>

0901 ==> WILL PRECIPITATION (FROZEN, LIQUID AND VAPOR) AFFECT THIS SYSTEM ?

0902 ==>

0903 ==> SPEC: REF: PRECIPITATION.

0904 ==>

0905 ==> SECTION 3.0

0906 ==> MIL-E-4158E, PARA 3.2.30.1.5.b, AS TAILORED BY MIL-STD-210B,

0907 ==> PARAS 5.1.11, 5.1.12 AND 5.1.15 (SEE PARAS 5.2.2.10,

0908 ==> 5.2.2.11 AND 5.2.2.14 FOR SEABORNE SYSTEMS).

0909 ==>

0910 ==> SECTION 4.0

0911 ==> MIL-STD-810D, TEST METHOD 506.2; TAILORING IS REQUIRED.

0912 ==>

0913 ==> WILL SNOW LOADS AND ICE BUILD-UPS HAVE AN EFFECT ON THIS SYSTEM ?

0914 ==>

0915 ==> SPEC: REF: SNOW LOAD/ICE BUILD-UP.

0916 ==>

0917 ==> SECTION 3.0

0918 ==> MIL-STD-4158E, PARA 3.2.30.1.5 (g. AND 1.) AS TAILORED BY

0919 ==> MIL-STD-210B, PARAS 5.1.13 AND 5.1.14 (SEE PARAS 5.2.2.12

0920 ==> AND 5.2.2.13 FOR SEABORNE SYSTEMS).

0921 ==>

0922 ==> SECTION 4.0

0923 ==> METHODS OF VERIFICATION:

0924 ==> CONTRACTOR DEVELOPED, GOVERNMENT APPROVED TEST METHOD(S)

0925 ==> SHALL BE USED. THE PROGRAM OFFICE SHALL CONSULT THE STAFF

0926 ==> METEOROLOGY OFFICE FOR ASSISTANCE IN EVALUATING THE CONTRACT-

0927 ==> OR PROPOSED TEST METHOD(S).

0928 ==>

0929 ==> WILL WIND AFFECT THIS SYSTEM ?

0930 ==>

0931 ==> SPEC: REF: WIND.

0932 ==>

0933 ==> SECTION 3.0

0934 ==> MIL-E-4158E, PARA 3.2.30.1.5F AS TAILORED BY MIL-STD-210B,

0935 ==> PARA 5.1.10 (SEE PARA 5.2.2.9 FOR SEABORNE SYSTEMS).

0936 ==>

0937 ==> SECTION 4.0

0938 ==> METHODS OF VERIFICATION:

0939 ==> CONTRACTOR DEVELOPED, GOVERNMENT APPROVED TEST METHOD(S)

0940 ==> SHALL BE USED. THE PROGRAM OFFICE SHALL CONSULT THE STAFF

0941 ==> METEOROLOGY OFFICE FOR ASSISTANCE IN EVALUATING THE CONTRACT-

0942 ==> OR PROPOSED TEST METHOD(S).

0943 ==>

0944 ==> WILL SAND, DUST AND SALT CORROSION AFFECT THIS SYSTEM ?

0945 ==>

0946 ==> SPEC: REF: SAND/DUST/SALT CORROSION.

0947 ==>

0948 ==> SECTION 3.0
 0949 ==> MIL-E-4158E, PARA 3.2.30.1.5 (d. AND e.) AS TAILORED BY
 0950 ==> MIL-STD-210B, PARA 5.1.21 (SEE PARA 5.2.2.20 FOR SEABORNE
 0951 ==> SYSTEMS).
 0952 ==>
 0953 ==> SECTION 4.0
 0954 ==> MIL-STD-810D, TEST METHODS 509.2 AND 510.2; TAILORING IS
 0955 ==> REQUIRED.
 0956 ==>
 0957 ==> WILL SOLAR RADIATION AFFECT THIS SYSTEM ?
 0958 ==>
 0959 ==> SPEC: REF: SOLAR RADIATION.
 0960 ==>
 0961 ==> SECTION 3.0
 0962 ==> MIL-E-4158E, PARA 3.2.30.1.2.
 0963 ==>
 0964 ==> SECTION 4.0
 0965 ==> MIL-STD-810D, TEST METHOD 505.2; TAILORING IS REQUIRED.
 0966 ==>
 0967 ==> WILL OZONE AFFECT THIS SYSTEM ?
 0968 ==>
 0969 ==> SPEC: REF: OZONE.
 0970 ==>
 0971 ==> SECTION 3.0
 0972 ==> MIL-STD-210B, PARA 5.1.20 (SEE PARA 5.2.2.19 FOR SEABORNE
 0973 ==> SYSTEMS).
 0974 ==>
 0975 ==> SECTION 4.0
 0976 ==> METHODS OF VERIFICATION:
 0977 ==> CONTRACTOR DEVELOPED, GOVERNMENT APPROVED TEST METHOD(S)
 0978 ==> SHALL BE USED. THE PROGRAM OFFICE SHALL CONSULT THE STAFF
 0979 ==> METEOROLOGY OFFICE FOR ASSISTANCE IN EVALUATING THE CONTRACT-
 0980 ==> OR PROPOSED TEST METHOD(S).
 0981 ==>
 0982 ==> WILL FUNGUS AFFECT THIS SYSTEM ?
 0983 ==>
 0984 ==> SPEC: REF: FUNGUS.
 0985 ==>
 0986 ==> SECTION 3.0
 0987 ==> MIL-E-4158E, PARA 3.2.30.1.5c.
 0988 ==>
 0989 ==> SECTION 4.0
 0990 ==> MIL-STD-810D, TEST METHOD 508.3; TAILORING IS REQUIRED.
 0991 ==>
 0992 ==> WILL SEA/OCEAN SURFACE TEMPERATURES, SEA-ICE, SALINITY, AND WAVE
 0993 ==> HEIGHT AFFECT THIS SYSTEM ?
 0994 ==>
 0995 ==> NOTE: THIS QUESTION GENERALLY APPLIES TO ONLY SEABORNE SYSTEMS.
 0996 ==>
 0997 ==> SPEC: REF: SEA/OCEAN CONDITIONS.
 0998 ==>
 0999 ==> SECTION 3.0
 1000 ==> MIL-E-210B, PARAS 5.2.2.21 THRU 5.2.2.24.

1001 ==>
 1002 ==> SECTION 4.0
 1003 ==> METHODS OF VERIFICATION:
 1004 ==> CONTRACTOR DEVELOPED, GOVERNMENT APPROVED TEST METHOD(S)
 1005 ==> SHALL BE USED. THE PROGRAM OFFICE SHALL CONSULT THE STAFF
 1006 ==> METEOROLOGY OFFICE FOR ASSISTANCE IN EVALUATING THE CONTRACT-
 1007 ==> OR PROPOSED TEST METHOD(S).
 1008 ==>
 1009 ==> DOES THIS SYSTEM HAVE AIRBORNE SUBSYSTEMS OR COMPONENTS
 1010 ==> BELOW 100,000 FEET ?
 1011 ==>
 1012 ==> WILL TEMPERATURE, PRESSURE AND DENSITY AFFECT THIS SYSTEM ?
 1013 ==>
 1014 ==> SPEC: REF: AIRBORNE - TEMPERATURE/PRESSURE/DENSITY.
 1015 ==>
 1016 ==> SECTION 3.0
 1017 ==> TEMPERATURE - MIL-E-5400T, PARAS 3.2.24.1 THRU 3.2.24.3
 1018 ==> (TABLE I VALUES SHOULD BE AMENDED BY MIL-E-5400T, AMENDMENT
 1019 ==> 1, 5 SEP 80). THE ABOVE PARAGRAPHS SHOULD BE TAILORED BY
 1020 ==> MIL-STD-210B, PARAS 5.3.2 AND 5.3.3 (SEE PARAS 5.2.3.2 AND
 1021 ==> 5.2.3.3 FOR NAVAL AIR SYSTEMS).
 1022 ==>
 1023 ==> PRESSURE - MIL-STD-210B, PARAS 5.3.13 AND 5.3.14.
 1024 ==>
 1025 ==> DENSITY - MIL-STD-210B, PARAS 5.3.15 AND 5.3.16.
 1026 ==>
 1027 ==> SECTION 4.0
 1028 ==> MIL-STD-810D, TEST METHODS 500.2, 501.2, 502.2, 503.2 AND
 1029 ==> 520.0. ALSO SEE MIL-T-5422F (AS) PARAS 4.1 AND 4.9;
 1030 ==> TAILORING IS REQUIRED.
 1031 ==>
 1032 ==> WILL HUMIDITY AFFECT THIS SYSTEM ?
 1033 ==>
 1034 ==> SPEC: REF: AIRBORNE - HUMIDITY.
 1035 ==>
 1036 ==> SECTION 3.0
 1037 ==> MIL-E-5400T, PARA 3.2.24.4, AS TAILORED BY MIL-STD-210B,
 1038 ==> PARAS 5.3.4 THRU 5.3.7 (SEE PARA 5.2.3.4 FOR NAVAL AIR
 1039 ==> SYSTEMS).
 1040 ==>
 1041 ==> SECTION 4.0
 1042 ==> MIL-STD-810D, PARA 507.2. MIL-T-5422F (AS), PARA 4.4;
 1043 ==> TAILORING IS REQUIRED.
 1044 ==> WILL SAND, DUST AND SALT-SEA ATMOSPHERE AFFECT THIS SYSTEM ?
 1045 ==>
 1046 ==> SPEC: REF: AIRBORNE - SAND/DUST/SALT-SEA.
 1047 ==>
 1048 ==> SECTION 3.0
 1049 ==> MIL-E-5400T, PARAS 3.2.24.7 AND 3.2.24.9.
 1050 ==>
 1051 ==> SECTION 4.0
 1052 ==> MIL-STD-810D, TEST METHODS 509.2 AND 510.2. MIL-T-5422F
 1053 ==> (AS), PARAS 4.5 AND 4.7. TAILORING IS REQUIRED.

1054 ==>
 1055 ==> WILL FUNGUS AFFECT THIS SYSTEM ?
 1056 ==>
 1057 ==> SPEC: REF: AIRBORNE - FUNGUS.
 1058 ==>
 1059 ==> SECTION 3.0
 1060 ==> MIL-E-5400T, PARA 3.2.24.8.
 1061 ==>
 1062 ==> SECTION 4.0
 1063 ==> MIL-STD-810D, TEST METHOD 508.3; TAILORING IS REQUIRED.
 1064 ==> MIL-T-5422F (AS), PARA 4.8. TAILORING IS REQUIRED.
 1065 ==>
 1066 ==> WILL THUNDERSTORMS (TO INCLUDE LIGHTNING AND HAIL) AFFECT THIS
 1067 ==> SYSTEM ?
 1068 ==> SPEC: REF: AIRBORNE - THUNDERSTORMS/LIGHTNING/HAIL.
 1069 ==>
 1070 ==> SECTION 3.0
 1071 ==> MIL-E-4158E, PARA 3.2.12.2 AND MIL-E-4158E, AMENDMENT 2,
 1072 ==> 12 JUL 77, PARA 3.2.12.2.1. MIL-STD-210B, PARA 5.3.12.
 1073 ==>
 1074 ==> SECTION 4.0
 1075 ==> METHODS OF VERIFICATION:
 1076 ==> CONTRACTOR DEVELOPED, GOVERNMENT APPROVED TEST METHOD(S)
 1077 ==> SHALL BE USED. THE PROGRAM OFFICE SHALL CONSULT THE STAFF
 1078 ==> METEOROLOGY OFFICE FOR ASSISTANCE IN EVALUATING THE CONTRACT-
 1079 ==> OR PROPOSED TEST METHOD(S).
 1080 ==>
 1081 ==> WILL OZONE AFFECT THIS SYSTEM ?
 1082 ==>
 1083 ==> SPEC: REF: AIRBORNE - OZONE.
 1084 ==>
 1085 ==> SECTION 3.0
 1086 ==> MIL-STD-210B, PARA 5.3.17.
 1087 ==>
 1088 ==> SECTION 4.0
 1089 ==> METHODS OF VERIFICATION:
 1090 ==> CONTRACTOR DEVELOPED, GOVERNMENT APPROVED TEST METHOD(S)
 1091 ==> SHALL BE USED. THE PROGRAM OFFICE SHALL CONSULT THE STAFF
 1092 ==> METEOROLOGY OFFICE FOR ASSISTANCE IN EVALUATING THE CONTRACT-
 1093 ==> OR PROPOSED TEST METHOD(S).
 1094 ==>
 1095 ==> WILL WIND SPEED AND WIND SHEAR AFFECT THIS SYSTEM ?
 1096 ==>
 1097 ==> SPEC: REF: AIRBORNE - WIND SPEED/SHEAR.
 1098 ==>
 1099 ==> SECTION 3.0
 1100 ==> MIL-STD-210B, PARAS 5.3.8 AND 5.3.9.
 1101 ==>
 1102 ==> SECTION 4.0
 1103 ==> METHODS OF VERIFICATION:
 1104 ==> CONTRACTOR DEVELOPED, GOVERNMENT APPROVED TEST METHOD(S)
 1105 ==> SHALL BE USED. THE PROGRAM OFFICE SHALL CONSULT THE STAFF
 1106 ==> METEOROLOGY OFFICE FOR ASSISTANCE IN EVALUATING THE CONTRACT-

1107 ==> OR PROPOSED TEST METHOD(S).
 1108 ==>
 1109 ==> WILL PRECIPITATION AFFECT THIS SYSTEM ?
 1110 ==>
 1111 ==> SPEC: REF: AIRBORNE - PRECIPITATION.
 1112 ==>
 1113 ==> SECTION 3.0
 1114 ==> MIL-STD-2108, PARAS 5.3.10 AND 5.3.11.
 1115 ==>
 1116 ==> SECTION 4.0
 1117 ==> METHODS OF VERIFICATION:
 1118 ==> MIL-STD-810D, TEST METHOD 506.2; TAILORING IS REQUIRED.
 1119 ==>
 1120 ==>
 1121 ==>
 1122 ==>
 1123 ==> WILL ICE ACCRETION AFFECT THIS SYSTEM ?
 1124 ==>
 1125 ==> SPEC: REF: AIRBORNE - ICE ACCRETION.
 1126 ==>
 1127 ==> SECTION 3.0
 1128 ==> MIL-STD-2108, PARAS 5.3.10 AND 5.3.11.
 1129 ==>
 1130 ==> SECTION 4.0
 1131 ==> METHODS OF VERIFICATION:
 1132 ==> CONTRACTOR DEVELOPED, GOVERNMENT APPROVED TEST METHOD(S)
 1133 ==> SHALL BE USED. THE PROGRAM OFFICE SHALL CONSULT THE STAFF
 1134 ==> METEOROLOGY OFFICE FOR ASSISTANCE IN EVALUATING THE CONTRACT-
 1135 ==> OR PROPOSED TEST METHOD(S).
 1136 ==>
 1137 ==> DOES THIS SYSTEM HAVE AEROSPACE SUBSYSTEMS OR COMPONENTS AT
 1138 ==> 100,000 FEET (30 KM) OR ABOVE ?
 1139 ==> SPEC: REF: AEROSPACE - ALTITUDE.
 1140 ==>
 1141 ==> SECTION 3.0
 1142 ==> MIL-STD-2108, PARAS 5.3.18 AND 5.3.19.
 1143 ==>
 1144 ==> SECTION 4.0
 1145 ==> METHODS OF VERIFICATION:
 1146 ==> CONTRACTOR DEVELOPED, GOVERNMENT APPROVED TEST METHOD(S)
 1147 ==> SHALL BE USED. THE PROGRAM OFFICE SHALL CONSULT THE STAFF
 1148 ==> METEOROLOGY OFFICE FOR ASSISTANCE IN EVALUATING THE CONTRACT-
 1149 ==> OR PROPOSED TEST METHOD(S).
 1150 ==>
 1151 ==> ARE MICROCIRCUITS USED IN THIS SYSTEM ?
 1152 ==>
 1153 ==> SPEC: REF: MICROCIRCUITS/ENVIRONMENTAL EFFECTS.
 1154 ==>
 1155 ==> SECTION 3.0
 1156 ==> MIL-M-38510E.
 1157 ==>
 1158 ==> SECTION 4.0
 1159 ==> MIL-STD-883B, ENVIRONMENTAL TESTS, PARAS 1001 THRU 1030

1160 ==>
 1161 ==> SEE VARIOUS REFERENCES TO ENVIRONMENTAL TEST SECTIONS OF
 1162 ==> MIL-STD-883B.
 1163 ==>
 1164 ==> FOR C3I SYSTEMS, DOES THE USER REQUIRE WEATHER DATA TO BE TRANSMITTED
 1165 ==> OR PROCESSED BY THE SYSTEM ?
 1166 ==>
 1167 ==> SPEC: REF: WEATHER MESSAGES/DATA PROCESSING
 1168 ==>
 1169 ==> SECTION 3.0
 1170 ==> STATE THE USER REQUIREMENTS. CONSULT THE ESD STAFF
 1171 ==> METEOROLOGIST FOR ASSISTANCE.
 1172 ==>
 1173 ==> SECTION 4.0
 1174 ==> CONSULT WITH THE ESD STAFF METEOROLOGIST FOR ESTABLISHING
 1175 ==> TEST AND EVALUATION PROCEDURES.
 1176 ==>
 1177 ==> IS PRIME MISSION EQUIPMENT BEING ACQUIRED ON THIS CONTRACT ?
 1178 ==>
 1179 ==> IS THIS PROPOSED CONTRACT FOR SUBSYSTEMS/EQUIPMENT ASSEMBLED INTO A
 1180 ==> SYSTEM ?
 1181 ==>
 1182 ==> ARE THE SUBSYSTEMS/EQUIPMENT ACQUIRED UNDER THIS CONTRACT TO BE PLACED
 1183 ==> ON BOARD AIRCRAFT ?
 1184 ==>
 1185 ==> SOW: TAILOR MIL-STD-462 BY SELECTING THOSE TEST METHODS DESIGNATED BY
 1186 ==> MIL-STD-461B FOR CLASS A1b EQUIPMENT.
 1187 ==>
 1188 ==> ARE THE SUBSYSTEMS/EQUIPMENT TO BE ACQUIRED INTENDED FOR USE IN GROUND
 1189 ==> FIXED OR MOBILE FACILITIES ?
 1190 ==>
 1191 ==> SOW: TAILOR MIL-STD-462 BY SELECTING THOSE TEST METHODS DESIGNATED BY
 1192 ==> MIL-STD-461B FOR CLASS A3 EQUIPMENT.
 1193 ==>
 1194 ==> IS THIS CONTRACT FOR A RADAR, COMMUNICATIONS, OR NAVIGATION SYSTEM
 1195 ==> THAT USES THE ELECTROMAGNETIC SPECTRUM ?
 1196 ==>
 1197 ==> IS THIS CONTRACT FOR A NEWLY DEVELOPED SYSTEM ?
 1198 ==>
 1199 ==> *Intrasystem Analysis. Perform a detailed analysis of system, subsys-*
 1200 ==> *tem/equipment EMC design using the computer codes of the Air Force*
 1201 ==> *Intrasystem Electromagnetic Compatibility Analysis Program (IEMCAP).*
 1202 ==> *Include estimates of equipment performance in the analysis and use*
 1203 ==> *measurements available from engineering test and evaluation as neces-*
 1204 ==> *sary to insure valid results.*
 1205 ==> *This software shall be used to identify those EMI control design re-*
 1206 ==> *quirements that may be relaxed or should be made more stringent to*
 1207 ==> *ensure acceptable and cost effective EMC performance. This analysis*
 1208 ==> *shall be performed for each individual subsystem/equipment to define*
 1209 ==> *the allowable EMC performance within the system.*
 1210 ==> CDRL: TASK THE CONTRACTOR ON THE CDRL TO SUBMIT DI-R-3524, INTRASYS-
 1211 ==> TEM ELECTROMAGNETIC COMPATIBILITY ANALYSIS PROGRAM (IEMCAP)
 1212 ==> REPORT. A BACKUP SHEET SHOULD DIRECT HIM TO: PREPARE AND SUB-

1213 ==> MIT AN ANALYSIS FOUR TIMES DURING THE PERFORMANCE OF THE CON-
 1214 ==> TRACT - PRESENT AN INITIAL BASELINE SYSTEM EMC SURVEY AT PDR,
 1215 ==> AN UPDATED ANALYSIS AT CDR, AN ANALYSIS COINCIDENT WITH THE
 1216 ==> SUBMISSION OF THE SYSTEM EMC TEST PLAN AND A FINAL ANALYSIS
 1217 ==> USING COMPLETE DESIGN INFORMATION FOR SYSTEM EMC DT&E. EACH
 1218 ==> ANALYSIS SHALL BE SUBMITTED ON COMPUTER TAPE AND BECOME PRO-
 1219 ==> GRESSIVELY MORE COMPLETE AS DESIGN DETAILS EVOLVE AND ARE USED
 1220 ==> IN THE COMPUTER MODEL. A WRITTEN REPORT DESCRIBING THE ANAL-
 1221 ==> YSIS, HOW IT WAS PERFORMED AND EVALUATING THE RESULTS SHALL
 1222 ==> BE SUBMITTED WITH THE DATA TAPE. ALSO, DELIVER TO THE
 1223 ==> CONTRACTING OFFICE ON COMPUTER TAPE THE FINAL INTRASYSTEM
 1224 ==> SIGNATURE FILE THAT DESCRIBES THE SYSTEM/SUBSYSTEM EMC PER-
 1225 ==> FORMANCE.
 1226 ==>

1227 ==> IS THIS CONTRACT FOR SUPPORT EQUIPMENT THAT WILL NOT BE PHYSICALLY
 1228 ==> LOCATED IN CRITICAL GROUND AREAS ?

1229 ==> SOW: THE FOLLOWING TEST METHODS OF MIL-STD-462 MUST BE TAILORED TO
 1230 ==> THE SYSTEM OR EQUIPMENT BEING TESTED: CE07, CS02, CS03, CS04
 1231 ==> AND CS05.
 1232 ==>

1233 ==> ARE YOU ACQUIRING A TRAINER OR SIMULATOR ?
 1234 ==>

1235 ==> WILL A SURVIVABILITY/VULNERABILITY (S/V) PROGRAM BE REQUIRED ?
 1236 ==>

1237 ==> NOTE: S/V IS MANDATORY UNLESS YOUR PMD STATES, "S/V IS NOT REQUIRED."
 1238 ==>

1239 ==> SOW: THE BASIS FOR THE S/V PROGRAM IS YOUR PMD, AFR 80-38 AND DODI
 1240 ==> 4245.4.
 1241 ==>

1242 ==> SOW: AN INTACT S/V PROGRAM MUST BE MAINTAINED AS THE SYSTEM TRANSI-
 1243 ==> TIONS FROM THE CONCEPTUAL PHASE TO THE VALIDATION, THE FULL
 1244 ==> SCALE DEVELOPMENT, THE PRODUCTION AND THE DEPLOYMENT PHASES.
 1245 ==> THREAT ENVIRONMENTS SHOULD HAVE BEEN PARAMETERIZED AND APPRO-
 1246 ==> PRIATE SYSTEM SPECIFICATIONS SHOULD HAVE BEEN DEFINED IN THE
 1247 ==> CONCEPTUAL PHASE. THE S/V PROGRAM PLAN SHOULD HAVE BEEN UP-
 1248 ==> DATED IN THE VALIDATION PHASE. THIS PHASE REFINES THE PLANS
 1249 ==> PREVIOUSLY DEVELOPED AND CONTINUES VULNERABILITY ANALYSES. IT
 1250 ==> LEADS TO A HARDNESS CRITICAL INDEX, A HARDNESS ASSURANCE, MAIN-
 1251 ==> TENANCE AND SURVEILLANCE PLAN, AND AN UPDATED S/V PROGRAM PLAN.
 1252 ==> IN THE AREAS OF ELECTRONIC WARFARE AND UNCONVENTIONAL OPERA-
 1253 ==> TIONS, DISCUSS REQUIREMENTS WITH THE ECCM/C3CM, SECURITY AND
 1254 ==> INTELLIGENCE OPRs. IF ADDITIONAL THREATS ARE OF CONCERN, ADD
 1255 ==> THEM TO THE SOW.
 1256 ==>

1257 ==> CDRL: DI-S-3591A, DI-R-21498A AND DI-R-30515 ARE APPLICABLE TO BOTH
 1258 ==> NUCLEAR AND NON-NUCLEAR ENVIRONMENTS; TAILOR AS REQUIRED.
 1259 ==> DI-L-30324 APPLIES TO NUCLEAR ENVIRONMENT; TAILOR AS REQUIRED.
 1260 ==>

1261 ==> SOW: IF YOUR PMD DOES NOT EXCLUDE S/V FROM YOUR PROGRAM, AND YOU
 1262 ==> STILL DO NOT WANT IT, CONTACT YOUR SYSTO FOR A PMD EXCLUSION
 1263 ==> CLAUSE (REF: AFR 80-38, PARA 3B).
 1264 ==>

1265 ==> WAS AN S/V PROGRAM PLAN ESTABLISHED AS A RESULT OF PRIOR WORK ?

1266 ==>
1267 ==> Continue vulnerability analysis drawing on work previously
1268 ==> accomplished. Develop a listing of mission critical configuration
1269 ==> items (CI) which, if damaged or electrically upset by the specified
1270 ==> threat, could lead to mission failure or abort. Identify areas for
1271 ==> vulnerability reduction (DI-S-3591A, Vulnerability Analysis).
1272 ==> Prepare a hardness critical index based on the vulnerability
1273 ==> analysis (OT-DI-L-30324).
1274 ==>
1275 ==>
1276 ==>
1277 ==> Develop a Hardness Assurance (HA), Maintenance (HM) and
1278 ==> Surveillance (HS) Plan. HA procedures will ensure that the
1279 ==> production items are in accordance with the hardened design and
1280 ==> in compliance with the S/V specification requirements. The HM
1281 ==> procedures will ensure that maintenance performed on the deployed
1282 ==> system will not degrade the hardened design and the S/V
1283 ==> specification requirements. The HS procedures will ensure that
1284 ==> the deployed system remains in accordance with the hardened design
1285 ==> and in compliance with the S/V specification requirements throughout
1286 ==> the system's life cycle (DI-S-3591A, HA, HM, HS Plan).
1287 ==>
1288 ==>
1289 ==>
1290 ==> Develop or update the S/V Program Plan based on the results of
1291 ==> work performed above (DI-R-30515).
1292 ==> SOW: THE VULNERABILITY ANALYSIS IS A GENERAL TASK THAT MAY BE
1293 ==> FLESHED OUT AND ADDED TO THE SOW. OTHER AREAS THAT COULD BE
1294 ==> ADDRESSED INCLUDE THE IMPACT OF REDESIGN FOR PRODUCTION
1295 ==> IMPROVEMENTS AND OTHER ANALYSIS AS SPECIFIED IN D-I-30515,
1296 ==> PARA 2d.
1297 ==>
1298 ==> IFPP: SUPPLY THE APPROPRIATE THREAT DOCUMENTS WITH THE CONTRACT/
1299 ==> SOLICITATION. LIST AFR 80-38 AS A GUIDANCE DOCUMENT IN THE
1300 ==> IFPP.
1301 ==>
1302 ==> LIST ALL APPLICABLE S/V DOCUMENTS GENERATED IN PREVIOUS PHASES
1303 ==> OF WORK WHICH THE CONTRACTOR MUST UPDATE OR USE FOR REFERENCE.
1304 ==> ESPECIALLY IMPORTANT IS THE S/V PROGRAM PLAN UPDATED DURING
1305 ==> VALIDATION.
1306 ==>
1307 ==> SOW: COORDINATE WITH TEST AND EVALUATION TO ENSURE THAT APPROPRIATE
1308 ==> TEST PLANS AND PROCEDURES INCLUDE S/V TESTING FOR EACH APPRO-
1309 ==> PRIATE THREAT ENVIRONMENT. CONSIDER BOTH IN-PLANT AND FIELD
1310 ==> TESTING. CONTACT THE S/V OPR FOR LABORATORY ASSISTANCE.
1311 ==>
1312 ==> Translate the threat environment provided by the Government into
1313 ==> system and equipment performance specifications addressing each of
1314 ==> the following threats (DI-S-3591A):
1315 ==> Nuclear Environment
1316 ==> Electromagnetic Pulse (EMP)
1317 ==> Radiation
1318 ==> Blast and Shock

1319 ==> Thermal
 1320 ==> Other (Dust, etc.)
 1321 ==> Non-Nuclear Environment
 1322 ==> Conventional Arms
 1323 ==> Electronic Warfare
 1324 ==> Directed Energy (including Lasers, non-nuclear EMP, etc.)
 1325 ==> Chemical/Biological
 1326 ==> Unconventional Operations
 1327 ==>
 1328 ==> Perform a vulnerability analysis for each threat. Evaluate system
 1329 ==> upset and damage thresholds, and the required confidence levels to
 1330 ==> ensure mission accomplishment (DI-S-3591A).
 1331 ==>
 1332 ==> Perform a survivability cost-effectiveness trade-off study
 1333 ==> (DI-R-21498A).
 1334 ==> Continue vulnerability analysis drawing on work previously
 1335 ==> accomplished. Develop a listing of mission critical configuration
 1336 ==> items (CI) which, if damaged or electrically upset by the specified
 1337 ==> threat, could lead to mission failure or abort. Identify areas for
 1338 ==> vulnerability reduction (DI-S-30515, Vulnerability Analysis).
 1339 ==> work performed above (DI-R-30515).
 1340 ==> Prepare a hardness critical index based on the vulnerability
 1341 ==> analysis (OT-DI-L-30324).
 1342 ==>
 1343 ==>
 1344 ==>
 1345 ==>
 1346 ==> Develop a Hardness Assurance (HA), Maintenance (HM) and
 1347 ==> Surveillance (HS) Plan. HA procedures will ensure that the
 1348 ==> production items are in accordance with the hardened design
 1349 ==> and in compliance with the S/V specification requirements.
 1350 ==> The HM procedures will ensure that maintenance performed on the
 1351 ==> deployed system will not degrade the hardened design and the S/V
 1352 ==> specification requirements. The HS procedures will ensure that
 1353 ==> the deployed system remains in accordance with the hardened design
 1354 ==> and in compliance with the S/V specification requirements throughout
 1355 ==> the system's life cycle (DI-S-3591A, HA, HM, HS Plan).
 1356 ==> Develop or update the S/V Program Plan based on the results of
 1357 ==> work performed above (DI-R-30515).
 1358 ==>
 1359 ==>
 1360 ==>
 1361 ==>
 1362 ==>
 1363 ==>
 1364 ==>
 1365 ==>
 1366 ==> SOW: ALL THE THREAT ENVIRONMENTS MAY NOT BE APPLICABLE TO YOUR PRO-
 1367 ==> GRAM. DELETE THOSE THAT DO NOT APPLY; ADD THOSE THAT DO.
 1368 ==>
 1369 ==> SOW: MIL-STD-2072(AS) IS A NAVY AIRCRAFT VULNERABILITY STANDARD THAT
 1370 ==> MAY BE USED AS A GUIDE, OR ON DIRECTION TO THE CONTRACTOR.
 1371 ==> HOWEVER, IT MUST BE TAILORED TO YOUR PARTICULAR SYSTEM. PARA

1372 ==> 5.2.8 MAY BE ESPECIALLY USEFUL. IT CALLS FOR A COST-EFFECTIVE-
 1373 ==> NESS STUDY AND CAN BE MADE APPLICABLE TO BOTH AIRBORNE AND
 1374 ==> GROUND BASED SYSTEMS.
 1375 ==>
 1376 ==> SPEC: COORDINATE WITH SYSTEMS ENGINEERING AND CONFIGURATION CONTROL
 1377 ==> TO ENSURE THAT APPROPRIATE PARAMETERS ARE INCLUDED IN THE
 1378 ==> SPECIFICATION THREAT PARA 3.1.3.
 1379 ==>
 1380 ==> SOW: DETERMINE IF AN S/V PROGRAM PLAN HAS BEEN ESTABLISHED.
 1381 ==>
 1382 ==> WILL THE SYSTEM BEING PROCURED REQUIRE LEASED LONG-LINE COMMUNICA-
 1383 ==> TIONS, INTERCONNECTING SERVICES OR SUPPORT ?
 1384 ==>
 1385 ==> Requests for leased long lines to support this system must be sub-
 1386 ==> mitted to the procuring activity not later than 150 days prior to the
 1387 ==> need date.
 1388 ==> SOW: COORDINATE WITH SYSTEMS ENGINEERING TO ENSURE THAT THIS REQUIRE-
 1389 ==> MENT HAS NOT BEEN DUPLICATED.
 1390 ==>
 1391 ==> CDRL: CONTRACTOR DATA IS REQUIRED. CONSULT WITH THE COMMUNICATIONS
 1392 ==> LONG LINES STAFF SPECIALIST FOR THE PROPER CDRL ENTRIES.
 1393 ==>
 1394 ==> SOW: COMMUNICATIONS LONG LINES ARE TELECOMMUNICATIONS CIRCUITS
 1395 ==> LEASED FROM COMMON CARRIERS BY THE AIR FORCE ON A FULL TIME,
 1396 ==> PART TIME, DEFERRED OR STAND-BY BASIS AND PROVIDED BY RADIO,
 1397 ==> WIRE CABLE, LASER OR SATELLITE MEANS OR A COMBINATION THEREOF.
 1398 ==> LEASED LONG-LINE REQUIREMENTS ARE FULFILLED THROUGH TELECOMMUNI-
 1399 ==> CATIONS SERVICE REQUEST (TSR) ACTION INITIATED BY THE ESD STAFF
 1400 ==> C-E DIVISION (ESD/DUS) IAW THE PROVISIONS OF DCAC 310-130-1,
 1401 ==> APRIL 76.
 1402 ==>
 1403 ==> DOES THE SYSTEM OR EQUIPMENT BEING DEVELOPED UTILIZE ELECTRICAL,
 1404 ==> ELECTRONIC OR ELECTROMECHANICAL INFORMATION PROCESSING EQUIPMENT ?
 1405 ==>
 1406 ==> WILL THIS EQUIPMENT PROCESS CLASSIFIED OR NATIONAL SECURITY RELATED
 1407 ==> INFORMATION ?
 1408 ==> WILL THIS EQUIPMENT BE DESIGNED, BUILT OR INSTALLED ?
 1409 ==>
 1410 ==> Design and develop the equipment to reduce or eliminate compromising
 1411 ==> emanations. This task shall be applied to all equipment processing
 1412 ==> RED (classified plain-text data). Use only Air Force approved TEMPEST
 1413 ==> control design procedures. See the CDRL.
 1414 ==> CDRL: TASK THE CONTRACTOR IN THE CDRL TO PREPARE A "TEMPEST CONTROL
 1415 ==> PLAN" (DI-T-5245) WHICH WILL DESCRIBE DESIGN EFFORTS TAKEN TO
 1416 ==> REDUCE COMPROMISING EMANATIONS. TAILOR AS REQUIRED.
 1417 ==>
 1418 ==> NOTE: PROVIDE AFCSC/EPV A COPY OF THE "TEMPEST CONTROL PLAN" FOR
 1419 ==> THEIR REVIEW, COMMENT AND APPROVAL.
 1420 ==>
 1421 ==> WILL THE CONTRACTOR INSTALL EQUIPMENT OR SYSTEMS FROM COMMERCIAL,
 1422 ==> OFF-THE-SHELF, OR GFE SOURCES ?
 1423 ==>
 1424 ==> HAS THE EQUIPMENT OR SYSTEM BEEN TEMPEST TESTED ?

1425 ==>
 1426 ==> HAS A TEMPEST TEST BEEN REQUESTED FROM ESD/DCO FOR PROTOTYPE EQUIPMENT
 1427 ==> OR INSTALLED SYSTEMS ?
 1428 ==>
 1429 ==> SOW: THE PROGRAM OFFICE SHALL REQUEST TEMPEST TESTING OF SYSTEM/
 1430 ==> EQUIPMENT BY SUBMITTING A REQUEST TO ESD/DCO IAW AFR 100-45,
 1431 ==> A-2. CURRENT LEAD TIME FOR TEMPEST TEST REQUEST IS TWO YEARS.
 1432 ==>
 1433 ==> DID TESTS SHOW THAT THE EQUIPMENT OR SYSTEM MEETS THE STANDARDS OF
 1434 ==> NACSIM 5100A ?
 1435 ==>
 1436 ==> SOW: IF THE EQUIPMENT PRODUCES COMPROMISING SIGNALS DETECTABLE BEYOND
 1437 ==> THE CONTROL SPACE, THE OWNING MAJCOM OR SEPARATE OPERATING AGEN-
 1438 ==> CY (SOA) WILL MODIFY THE EQUIPMENT, EXTEND THE CONTROL SPACE,
 1439 ==> REPLACE THE EQUIPMENT, OR ACCEPT THE RISK. FOR AUTHORITY TO
 1440 ==> ACCEPT THE RISK, SEE AFR 100-45, VOLUME I, PARAGRAPH 5-2b.
 1441 ==>
 1442 ==> WILL THE EQUIPMENT OR SYSTEM BE TEMPEST TESTED BY THE GOVERNMENT ?
 1443 ==>
 1444 ==> Provide operation, maintenance and administrative support for Govern-
 1445 ==> ment performed TEMPEST testing. Tests will be performed down to the
 1446 ==> unit level on all equipment that handles RED signals or data. Testing
 1447 ==> will be accomplished IAW Government furnished test plans.
 1448 ==> SOW: GOVERNMENT TESTING: TEMPEST TESTING WILL BE PERFORMED DOWN TO
 1449 ==> UNIT LEVEL ON EQUIPMENT WHICH WILL HANDLE RED (CLASSIFIED PLAIN-
 1450 ==> TEXT) SIGNALS OR DATA. TESTS WILL BE PERFORMED ON-SITE BY THE
 1451 ==> GOVERNMENT IAW A GOVERNMENT PREPARED TEST PLAN. OPERATION,
 1452 ==> MAINTENANCE AND ADMINISTRATIVE SUPPORT WILL BE SUPPLIED BY THE
 1453 ==> CONTRACTOR.
 1454 ==>
 1455 ==> CONTRACT: GOVERNMENT TESTING: PROVIDE THE CONTRACTOR A COPY OF THE
 1456 ==> GOVERNMENT PREPARED TEST PLAN/PROCEDURES.
 1457 ==>
 1458 ==> WILL THE EQUIPMENT OR SYSTEM BE TEMPEST TESTED BY THE CONTRACTOR ?
 1459 ==>
 1460 ==> Perform TEMPEST testing on each configuration item that will process
 1461 ==> RED signals or data. Ensure that the TEMPEST test facility and equip-
 1462 ==> ment meet Government requirements. Tests shall be performed at the
 1463 ==> contractor's facility and/or the installation site.
 1464 ==> CDRL: REQUEST A TEMPEST TEST PLAN (DI-T-5140B) FOR GOVERNMENT APPROV-
 1465 ==> AL. HAVE THE CONTRACTOR CERTIFY THAT HIS TEMPEST TEST FACILITY
 1466 ==> AND DETECTION SYSTEM MEET GOVERNMENT REQUIREMENTS.
 1467 ==>
 1468 ==> CDRL: REQUEST A TEMPEST TEST FACILITY CERTIFICATION REPORT, ELECTRO-
 1469 ==> MAGNETIC (DI-T-5181A). TAILOR AS REQUIRED.
 1470 ==>
 1471 ==> CDRL: REQUEST A TEMPEST DETECTION SYSTEM CERTIFICATION REPORT, ELEC-
 1472 ==> TROMAGNETICS (DI-T-5182A). TAILOR AS REQUIRED.
 1473 ==>
 1474 ==> CDRL: REQUEST A TEMPEST TEST SETUP AMBIENT SIGNAL CONTROL CERTIFICA-
 1475 ==> TION REPORT (DI-T-5183A). TAILOR AS REQUIRED.
 1476 ==>
 1477 ==> CDRL: REQUEST A TEMPEST TEST AND EVALUATION REPORT (DI-T-5180A).

1478 ==> TAILOR AS REQUIRED.
 1479 ==> NOTE: A COPY OF ALL CDRL ITEMS LISTED ABOVE WILL BE PROVIDED TO
 1480 ==> AFCSC/EPV FOR THEIR REVIEW, COMMENT AND APPROVAL.
 1481 ==>
 1482 ==> WILL THE EQUIPMENT PROCESSING CLASSIFIED OR NATIONAL SECURITY RELATED
 1483 ==> INFORMATION BE INSTALLED IN CLOSE PROXIMITY TO EQUIPMENT TRANSMITTING
 1484 ==> UNENCRYPTED INFORMATION ?
 1485 ==> WILL CLASSIFIED INFORMATION BE TRANSMITTED OVER RADIO SYSTEMS, TELE-
 1486 ==> PHONE CIRCUITS OR INTERCOM SYSTEMS THAT LEAVE THE CONTROLLED AREA ?
 1487 ==>
 1488 ==> NOTE: THIS SITUATION SHOULD HAVE BEEN CONSIDERED DURING THE
 1489 ==> CONCEPTUAL PHASE.
 1490 ==>
 1491 ==> SOW: AS EARLY AS POSSIBLE, SUBMIT AF FORM 622 TO ESD/DCX FOR
 1492 ==> PROGRAMMING APPROPRIATE COMMUNICATIONS SECURITY EQUIPMENT TO
 1493 ==> PROTECT INFORMATION TRANSMITTED BY THE SYSTEM.
 1494 ==>
 1495 ==> IS THIS CONTRACT FOR COMMUNICATIONS-ELECTRONICS EQUIPMENT THAT
 1496 ==> TRANSMITS OR RECEIVES ELECTROMAGNETIC ENERGY ?
 1497 ==>
 1498 ==> CAUTION: THIS INCLUDES OFF-THE-SHELF EQUIPMENT.
 1499 ==>
 1500 ==> NOTE: RADIO FREQUENCY MANAGEMENT INCLUDES THE RESPONSIBILITY TO DE-
 1501 ==> FINE AND CONTROL THE PARAMETERS OF ELECTROMAGNETIC DEVICES;
 1502 ==> SUCH CONSIDERATIONS AS BANDWIDTH, TYPES OF MODULATION AND
 1503 ==> EMISSION, POWER OUTPUTS, STABILITY AND LEVELS OF SPURIOUS AND
 1504 ==> HARMONIC EMISSION MUST BE PRECISELY IDENTIFIED TO ALLOW FRE-
 1505 ==> QUENCY MANAGERS TO PLAN FOR EFFICIENT USE OF THE ELECTROMAG-
 1506 ==> NETIC SPECTRUM.
 1507 ==>
 1508 ==> EXPLANATION OF TERMS:
 1509 ==>
 1510 ==> (1) RADIO FREQUENCY ALLOCATION: THE DESIGNATION OF A RADIO FRE-
 1511 ==> QUENCY(S) ON WHICH SPECIFIC FUNCTIONS OR SERVICES WILL BE PER-
 1512 ==> FORMED. IT MAY ALSO INCLUDE DESIGNATION OF SPECIFIC EQUIP-
 1513 ==> MENT(S) TO PERFORM THE FUNCTION.
 1514 ==>
 1515 ==> (2) RADIO FREQUENCY (AUTHORIZATION) ASSIGNMENT: DESIGNATION OF
 1516 ==> A SPECIFIC FREQUENCY(S) OR FREQUENCY BAND TO BE USED AT A PAR-
 1517 ==> TICULAR GEOGRAPHIC LOCATION UNDER SPECIFIED CONDITIONS OF OP-
 1518 ==> ERATION.
 1519 ==> HAS DEVELOPMENTAL (STAGE 3) FREQUENCY GUIDANCE BEEN OBTAINED ?
 1520 ==>
 1521 ==>
 1522 ==>
 1523 ==> CAUTION:
 1524 ==>
 1525 ==> DOD DIRECTIVE 4650.1 REQUIRES THAT FREQUENCY GUIDANCE BE
 1526 ==> OBTAINED PRIOR TO ASSUMING CONTRACTUAL OBLIGATIONS WITH RESPECT
 1527 ==> TO EITHER THE DEVELOPMENT OR PROCUREMENT OF TELECOMMUNICATIONS
 1528 ==> EQUIPMENT DESIGNED PURPOSELY TO RADIATE OR RECEIVE ELECTROMAG-
 1529 ==> NETIC ENERGY. RADIO FREQUENCY GUIDANCE WILL ALSO BE OBTAINED
 1530 ==> PRIOR TO ASSUMING OBLIGATIONS FOR THE SELECTION, PROCUREMENT OR

1531 ==> DEVELOPMENT OF EARTH OR TERRESTRIAL STATION SITES AND FACILI-
1532 ==> TIES WHICH WILL BE USED TO SUPPORT TELECOMMUNICATIONS EQUIP-
1533 ==> MENT.
1534 ==>
1535 ==> AFR 100-31, FREQUENCY MANAGEMENT AND ELECTROMAGNETIC COMPATI-
1536 ==> BILITY, CONTAINS THE POLICIES AND PROCEDURES FOR OBTAINING
1537 ==> FREQUENCY GUIDANCE. SEE CHAPTER 4.
1538 ==>
1539 ==>
1540 ==> NOTE: THE IMPORTANCE OF A SYSTEM HAVING APPROVED FREQUENCY GUIDANCE
1541 ==> CANNOT BE OVEREMPHASIZED. FAILING TO INVOKE THE ALLOCATION
1542 ==> PROCESS CAN RESULT IN DIFFICULTIES WHEN UNACCEPTABLE SPECTRAL
1543 ==> CHARACTERISTICS ARE CHOSEN WITHOUT GUIDANCE FROM THE NATIONAL
1544 ==> OR INTERNATIONAL ARENA. IT MAY LEAD TO THE NECESSITY FOR
1545 ==> DENIAL OF SPECTRUM SUPPORT, SIGNIFICANT OPERATIONAL LIMITATIONS
1546 ==> AND RESTRICTIONS OR NECESSITATE COSTLY RE-ENGINEERING CAUSING
1547 ==> SEVERE LOSS OF TIME AND MONEY.
1548 ==>
1549 ==> NOTE: FOR TELECOMMUNICATIONS EQUIPMENT(S) OR SYSTEM(S) REQUIRING THE
1550 ==> USE OF THE ELECTROMAGNETIC SPECTRUM, THE AVAILABILITY OF ADE-
1551 ==> QUATE SPECTRUM SUPPORT IS A FIRM PREREQUISITE TO SUCCESSFUL
1552 ==> SYSTEM OPERATON. SPECTRUM RELATED ASPECTS MUST THEREFORE BE
1553 ==> GIVEN APPROPRIATE AND TIMELY CONSIDERATION IN THE EARLIEST
1554 ==> STAGES OF PLANNING AND DEVELOPMENT.
1555 ==>
1556 ==> NOTE: CONSULT THE RADIO FREQUENCY MANAGEMENT STAFF SPECIALIST TO
1557 ==> DETERMINE IF A FREQUENCY ALLOCATION HAS BEEN SUBMITTED/APPROVED.
1558 ==>
1559 ==> DOES THE FREQUENCY GUIDANCE STIPULATE ADHERENCE TO APPLICABLE EMC
1560 ==> STANDARDS ?
1561 ==>
1562 ==>
1563 ==> NOTE: AN UPDATED FREQUENCY ALLOCATION IS REQUIRED WHEN DESIGN OR
1564 ==> OPERATIONAL CONCEPT/CAPABILITY CHANGES AFFECT THE EQUIPMENT
1565 ==> PARAMETERS ON THE DD FORM 1494 FROM WHICH THE ORIGINAL FRE-
1566 ==> QUENCY GUIDANCE WAS OBTAINED.
1567 ==>
1568 ==> NOTE: ALSO INSURE THAT A NEW DD FORM 1494 IS SUBMITTED PRIOR TO AN
1569 ==> ANTICIPATED DECISION TO ENTER THE PRODUCTION PHASE OR LOW
1570 ==> RATE INITIAL PRODUCTION (LRIP) PHASE.
1571 ==>
1572 ==> CAUTION: THE SYSTEM(S)/SUBSYSTEM(S) MUST MEET THE APPLICABLE MIL-STD
1573 ==> SPECIFICATIONS AND NATIONAL TELECOMMUNICATIONS AND INFORMA-
1574 ==> TION ADMINISTRATION (NTIA) MANUAL OF REGULATIONS AND PROCE-
1575 ==> DURES FOR FEDERAL RADIO FREQUENCY MANAGEMENT, CONCERNING
1576 ==> THE CRITERIA FOR USE OF THE RADIO FREQUENCY SPECTRUM,
1577 ==> UNLESS TAILORED OR WAIVERED BY COGNIZANT AUTHORITY.
1578 ==>
1579 ==> NOTE: CONTACT THE RADIO FREQUENCY MANAGEMENT AND ELECTROMAGNETIC
1580 ==> COMPATIBILITY (EMC) STAFF SPECIALISTS FOR ASSISTANCE.
1581 ==>
1582 ==>
1583 ==> NOTE 1. THE SYSTEM(S)/SUBSYSTEM(S) MUST MEET THE APPLICABLE MIL-STD

1584 ==> SPECIFICATIONS AND NATIONAL TELECOMMUNICATIONS AND INFORMA-
1585 ==> TION ADMINISTRATION (NTIA) MANUAL OF REGULATIONS AND PROCE-
1586 ==> DURES FOR FEDERAL RADIO FREQUENCY MANAGEMENT, CONCERNING
1587 ==> THE CRITERIA FOR USE OF THE RADIO FREQUENCY SPECTRUM,
1588 ==> UNLESS TAILORED OR WAIVERED BY COGNIZANT AUTHORITY.
1589 ==>

1590 ==> NOTE 2. IN ANY INSTANCE OF HARMFUL INTERFERENCE INVOLVING THE USE
1591 ==> OF NON-CONFORMING EQUIPMENT, AND THE USE OF CONFORMING
1592 ==> EQUIPMENT, THE RESPONSIBILITY FOR ADJUSTMENT TO ELIMINATE
1593 ==> THE INTERFERENCE SHALL NORMALLY REST WITH THE AGENCY EM-
1594 ==> PLOYING THE NON-CONFORMING EQUIPMENT, UNLESS IT IS SHOWN
1595 ==> THAT DEFICIENCY IN THAT REGARD IS NOT A CONTRIBUTING FACTOR
1596 ==> TO THE INTERFERENCE.
1597 ==>

1598 ==> WILL THE PROGRAM OFFICE PREPARE THE INITIAL APPLICATION FOR FREQUENCY
1599 ==> ALLOCATION (DD FORM 1494) ?
1600 ==>

1601 ==> CAUTION: CONTRACTUAL OBLIGATIONS WITHOUT APPROPRIATE FREQUENCY
1602 ==> GUIDANCE IS IN VIOLATION OF DOD DIRECTIVE 4650.1 AND
1603 ==> AFR 100-31.
1604 ==>

1605 ==> NOTE: AFR 100-31, CHAPTER 4, CONTAINS THE POLICIES AND PROCEDURES TO
1606 ==> OBTAIN FREQUENCY ALLOCATION APPROVAL.
1607 ==>

1608 ==> NOTE: INSURE THAT A NEW DD FORM 1494 IS SUBMITTED TO THE RADIO
1609 ==> FREQUENCY MANAGEMENT SPECIALIST WITH A MINIMUM LEAD TIME OF
1610 ==> 210 DAYS PRIOR TO AN ANTICIPATED DECISION TO ENTER THE PRODUC-
1611 ==> TION OR LOW RATE INITIAL PRODUCTION (LRIP) PHASE.
1612 ==>

1613 ==> NOTE: AN UPDATED FORM 1494 IS REQUIRED WHEN DESIGN OR OPERATIONAL
1614 ==> CONCEPT/CAPABILITY CHANGES AFFECT THE EQUIPMENT PARAMETERS ON
1615 ==> THE ORIGINAL DD FORM 1494 FROM WHICH THE FREQUENCY GUIDANCE
1616 ==> WAS OBTAINED.
1617 ==>

1618 ==> NOTE: INSURE THAT AN INITIAL DD FORM 1494 IS SUBMITTED TO THE RADIO
1619 ==> FREQUENCY MANAGEMENT STAFF SPECIALIST WITH A MINIMUM LEAD
1620 ==> TIME OF 210 DAYS PRIOR TO THE ANTICIPATED DATE OF CONTRACT
1621 ==> AWARD FOR THIS PHASE.
1622 ==>

1623 ==> CAUTION: CONTRACTUAL OBLIGATIONS WITHOUT APPROPRIATE FREQUENCY
1624 ==> GUIDANCE ARE IN VIOLATION OF DOD DIRECTIVE 4650.1 AND
1625 ==> AFR 100-31. PLEASE RECONSIDER YOUR ANSWER TO THIS
1626 ==> QUESTION.
1627 ==>

1628 ==> NOTE: THE PROGRAM MANAGER MUST BE AWARE OF THE RISK AND CONSEQUENCE
1629 ==> FOR CONTRACTUAL OBLIGATIONS MADE WITHOUT EXPRESSED ASSURANCES
1630 ==> OF FREQUENCY SUPPORT FOR A SYSTEMS/SUBSYSTEMS INTENDED ENVIRON-
1631 ==> MENT.
1632 ==>

1633 ==> NOTE: SPECTRUM SUPPORTABILITY GUIDANCE IS ISSUED BY THE MILITARY
1634 ==> COMMUNICATIONS-ELECTRONICS BOARD (MCEB) AND IS YOUR AUTHORITY
1635 ==> FROM A SPECTRUM SUPPORT STANDPOINT, TO PLAN, CONSTRUCT,
1636 ==> DEVELOP, MODIFY OR ACQUIRE ELECTROMAGNETIC DEVICES WHICH

1637 ==> PURPOSELY RADIATE OR RECEIVE ELECTROMAGNETIC ENERGY. THIS
 1638 ==> INCLUDES OFF-THE-SHELF EQUIPMENT. UNTIL THE SPECTRUM SUPPORT
 1639 ==> GUIDANCE HAS BEEN ISSUED, NO CONTRACTUAL OBLIGATIONS SHOULD BE
 1640 ==> CONSUMATED. TO OBTAIN THE REQUIRED GUIDANCE, AN APPLICATION
 1641 ==> MUST BE SUBMITTED TO THE RADIO FREQUENCY MANAGEMENT STAFF
 1642 ==> SPECIALIST.
 1643 ==>
 1644 ==>
 1645 ==> WILL THE CONTRACTOR BE TASKED TO PREPARE THE UPDATED OR NEW
 1646 ==> APPLICATION FOR FREQUENCY ALLOCATION (DD FORM 1494) ?
 1647 ==>
 1648 ==> NOTE: INSURE THAT A NEW DD FORM 1494 IS SUBMITTED TO THE RADIO
 1649 ==> FREQUENCY MANAGEMENT SPECIALIST WITH A MINIMUM LEAD TIME
 1650 ==> OF 210 DAYS PRIOR TO AN ANTICIPATED DECISION TO ENTER THE PRO-
 1651 ==> DDUCTION OR LOW RATE INITIAL PRODUCTION (LRIP) PHASE.
 1652 ==>
 1653 ==> NOTE: AN UPDATED DD FORM 1494 PRIOR TO FORMAL ACCEPTANCE OF THE
 1654 ==> CHANGE IS REQUIRED WHEN DESIGN OR OPERATIONAL CONCEPT/CAPABIL-
 1655 ==> ITY CHANGES AFFECT THE EQUIPMENT PARAMETERS ON THE ORIGINAL
 1656 ==> DD FORM 1494 FROM WHICH THE FREQUENCY GUIDANCE WAS OBTAINED.
 1657 ==>
 1658 ==> NOTE: AFR 100-31, FREQUENCY MANAGEMENT AND ELECTROMAGNETIC COMPATI-
 1659 ==> BILITY, CONTAINS THE POLICIES AND PROCEDURES TO OBTAIN FRE-
 1660 ==> QUENCY ALLOCATION APPROVAL.
 1661 ==>
 1662 ==>
 1663 ==> CONTACT THE RADIO FREQUENCY MANAGEMENT STAFF SPECIALIST FOR
 1664 ==> FURTHER ASSISTANCE.
 1665 ==>
 1666 ==> NOTE: INSURE THAT A NEW DD FORM 1494 IS SUBMITTED TO THE RADIO
 1667 ==> FREQUENCY MANAGEMENT SPECIALIST WITH A MINIMUM LEAD TIME OF
 1668 ==> 210 DAYS PRIOR TO AN ANTICIPATED DECISION TO ENTER THE PRODUC-
 1669 ==> TION OR LOW RATE INITIAL PRODUCTION (LRIP) PHASE.
 1670 ==>
 1671 ==> NOTE: AN UPDATED DD FORM 1494 PRIOR TO FORMAL ACCEPTANCE OF THE
 1672 ==> CHANGE IS REQUIRED WHEN DESIGN CHANGES OR OPERATIONAL
 1673 ==> CAPABILITIES AFFECT THE EQUIPMENT PARAMETERS ON THE ORIGINAL
 1674 ==> DD FORM 1494 FROM WHICH THE FREQUENCY GUIDANCE WAS OBTAINED.
 1675 ==>
 1676 ==> NOTE: CONTACT THE RADIO FREQUENCY MANAGEMENT STAFF SPECIALIST FOR
 1677 ==> FURTHER ASSISTANCE.
 1678 ==>
 1679 ==> DOES THE INTENDED SYSTEM('S) ENVIRONMENT INCLUDE OPERATION WITHIN A
 1680 ==> FOREIGN COUNTRY ?
 1681 ==>
 1682 ==> NOTE: ACTION MUST BE TAKEN TO OBTAIN FOREIGN DISCLOSURE AUTHORITY
 1683 ==> PRIOR TO ANY COORDINATION OF FREQUENCY REQUIREMENTS FOR THOSE
 1684 ==> NATIONS IDENTIFIED AS CRITICAL FOR PEACETIME OPERATIONS OR
 1685 ==> WHEN PERMISSION TO OPERATE EQUIPMENT IN ANOTHER NATION IS
 1686 ==> CRITICAL TO AN ACQUISITION DECISION.
 1687 ==>
 1688 ==> CONTACT THE RADIO FREQUENCY MANAGEMENT STAFF SPECIALIST FOR
 1689 ==> FURTHER ASSISTANCE.

1690 ==>
 1691 ==> HAVE PREVIOUS FREQUENCY ASSIGNMENTS BEEN MADE FOR THIS SYSTEM/SUB-
 1692 ==> SYSTEM ?
 1693 ==>
 1694 ==> NOTE: THE FREQUENCY ALLOCATION (DD FORM 1494) IS THE MEANS OF
 1695 ==> OBTAINING SPECTRUM SUPPORT; HOWEVER, IT DOES NOT PROVIDE
 1696 ==> AUTHORIZATION TO OPERATE THE EQUIPMENT. FREQUENCY
 1697 ==> ASSIGNMENT AUTHORIZATION FOR DEVELOPMENT, TESTING OR EVALUATION
 1698 ==> MUST BE OBTAINED PRIOR TO EQUIPMENT ACTIVATION.
 1699 ==>
 1700 ==>
 1701 ==> NOTE: CONTACT THE RADIO FREQUENCY STAFF SPECIALIST TO DETERMINE POS-
 1702 ==> SIBLE PREVIOUS FREQUENCY ASSIGNMENTS.
 1703 ==>
 1704 ==> ARE FREQUENCY REQUIREMENTS AND TEST LOCATIONS FOR THIS CONTRACT THE
 1705 ==> SAME AS EXISTING AUTHORIZATIONS ?
 1706 ==>
 1707 ==> NOTE: INCLUDES CONTRACTOR'S FACILITIES AND TEST SITES.
 1708 ==> NOTE: AN EXISTING ASSIGNMENT MAY BE MODIFIED TO CHANGE ANY ITEM OF
 1709 ==> THE ASSIGNMENT EXCEPT FOR FREQUENCY, STATE AND COUNTRY.
 1710 ==> THESE CHANGES REQUIRE A NEW ASSIGNMENT REQUEST.
 1711 ==>
 1712 ==> ARE FREQUENCY REQUIREMENTS AND TEST LOCATIONS FOR THIS CONTRACT THE
 1713 ==> SAME AS EXISTING ASSIGNMENTS ?
 1714 ==>
 1715 ==> NOTE: CONTACT THE RADIO FREQUENCY MANAGEMENT STAFF SPECIALIST TO
 1716 ==> DETERMINE IF REQUIREMENTS AND LOCATIONS ARE THE SAME.
 1717 ==>
 1718 ==> ARE THERE ALSO NEW FREQUENCY REQUIREMENTS OR TEST LOCATIONS ?
 1719 ==> NOTE: INCLUDES CONTRACTOR'S FACILITIES AND TEST SITES.
 1720 ==> NOTE: NEW ASSIGNMENT AND ASSIGNMENT MODIFICATION REQUESTS SHALL BE
 1721 ==> PREPARED IAW INSTRUCTIONS FOR COMPLETING THE STANDARD MESSAGE
 1722 ==> FORMAT (SMF) CONTAINED IN AFR 100-31, ATTACHMENT 5.
 1723 ==>
 1724 ==> NOTE: CONTACT THE RADIO FREQUENCY MANAGEMENT STAFF SPECIALIST TO
 1725 ==> DETERMINE WHAT ADDITIONAL ACTIONS ARE REQUIRED.
 1726 ==>
 1727 ==> WILL THE CONTRACTOR PREPARE ALL FREQUENCY ASSIGNMENT REQUESTS ?
 1728 ==>
 1729 ==> See the Schedule of this contract (H.47) and the General Provisions of
 1730 ==> this contract (DAR 7-104.61). Insure frequency management require-
 1731 ==> ments, policies and procedures are followed, and radio frequency
 1732 ==> allocation and assignment authorization are properly obtained.
 1733 ==> CONTRACT: INSURE H.47 AND DAR 7-104.61 ARE APPLIED TO THE CONTRACT.
 1734 ==>
 1735 ==> NOTE: ALL FREQUENCY ASSIGNMENT REQUESTS SHOULD BE SUBMITTED TO THE
 1736 ==> RADIO FREQUENCY MANAGEMENT STAFF SPECIALIST WITH A MINIMUM
 1737 ==> LEAD TIME OF 180(*) DAYS PRIOR TO THE REQUIRED DATE FOR A NEW
 1738 ==> ASSIGNMENT AND 150(*) DAYS FOR A MODIFICATION REQUEST.
 1739 ==>
 1740 ==> (*) ADD 60 DAYS FOR OVERSEAS LOCATIONS OR REQUESTS REQUIRING
 1741 ==> FCC OR FAA COORDINATION.
 1742 ==>

1743 ==> NOTE: ALL FREQUENCY ASSIGNMENT REQUESTS SHOULD BE SUBMITTED TO THE
 1744 ==> RADIO FREQUENCY MANAGEMENT STAFF SPECIALIST WITH A MINIMUM
 1745 ==> LEAD TIME OF 180(*) DAYS PRIOR TO THE REQUIRED DATE FOR A NEW
 1746 ==> ASSIGNMENT AND 150(*) DAYS FOR A MODIFICATION REQUEST.
 1747 ==>
 1748 ==> (*) ADD 60 DAYS FOR OVERSEAS LOCATIONS OR REQUESTS REQUIRING
 1749 ==> FCC OR FAA COORDINATION.
 1750 ==>
 1751 ==> NOTE: AFR 100-31, CHAPTER 5 AND ATTACHMENT 5, CONTAINS THE PROCEDURES
 1752 ==> TO PREPARE FREQUENCY ASSIGNMENT REQUESTS. CONTACT THE RADIO
 1753 ==> FREQUENCY MANAGEMENT STAFF SPECIALIST FOR FURTHER ASSISTANCE.
 1754 ==>
 1755 ==> SOW: WHEN THE CONTRACTOR IS TASKED TO PREPARE THE DD FORM 1494, HE
 1756 ==> IS NORMALLY ALSO TASKED TO PREPARE ALL FREQUENCY ASSIGNMENT
 1757 ==> REQUESTS.
 1758 ==>
 1759 ==> DURING THE PERIOD OF THIS DEVELOPMENT, IS IT ANTICIPATED THAT
 1760 ==> TESTING WILL INCLUDE OPERATION WITHIN A FOREIGN COUNTRY ?
 1761 ==>
 1762 ==>
 1763 ==> NOTE: UNLESS STATED OTHERWISE IN THE EXISTING STATUS OF FORCES
 1764 ==> AGREEMENT, THERE WILL BE NO FREQUENCY ASSIGNMENT COORDINATION
 1765 ==> ACTION WITH A FOREIGN GOVERNMENT UNTIL FOREIGN OPERATING
 1766 ==> RIGHTS ARE GRANTED THROUGH THE U.S. EMBASSY.
 1767 ==>
 1768 ==> NOTE: THE PROGRAM OFFICE MUST INITIATE ACTION IAW AFR 55-26 TO
 1769 ==> OBTAIN DIPLOMATIC CLEARANCE.
 1770 ==>
 1771 ==> NOTE: REQUEST FOR FREQUENCIES FOR USE WITHIN A FOREIGN COUNTRY
 1772 ==> MUST BE APPROVED BY THAT COUNTRY'S GOVERNMENT.
 1773 ==>
 1774 ==> ARE THE DESIGN PARAMETERS KNOWN ?
 1775 ==>
 1776 ==> Identify and define requirements for any specialized materials hand-
 1777 ==> ling equipment for use in movement of transportability problem items.
 1778 ==> See the CDRL.
 1779 ==> CDRL: DATA IS REQUIRED FROM THE CONTRACTOR. CONTACT THE TRAFFIC
 1780 ==> MANAGEMENT STAFF SPECIALIST FOR ASSISTANCE.
 1781 ==>
 1782 ==> Insure that transportability design parameters are considered during
 1783 ==> all phases of system acquisition. The system in the transport/ship-
 1784 ==> ping configuration shall be transportable IAW the requirements of the
 1785 ==> system specification and as further defined herein.
 1786 ==>
 1787 ==> Conduct studies to determine the compatibility of proposed system/
 1788 ==> equipment design configurations with existing domestic and overseas
 1789 ==> transportation and materials handling systems.
 1790 ==> CDRL: DATA IS REQUIRED FROM THE CONTRACTOR. SEE THE TRAFFIC
 1791 ==> MANAGEMENT STAFF SPECIALIST FOR ASSISTANCE.
 1792 ==>
 1793 ==> WILL THE SYSTEM CONTAIN ANY HAZARDOUS ITEMS ?
 1794 ==>
 1795 ==> Notify the Program Office for approval, if the system design will con-

1796 ==> tain any dangerous materials defined as "not accepted" for transporta-
1797 ==> tion as prescribed in Table 4-1 of AFR 71-4. " "
1798 ==> CDRL: DATA IS REQUIRED FROM THE CONTRACTOR. CONTACT THE TRAFFIC
1799 ==> MANAGEMENT STAFF SPECIALIST FOR ASSISTANCE. " "
1800 ==> " "
1801 ==> ARE SPECIAL LOADING, UNLOADING AND MOVEMENT PROCEDURES REQUIRED ? " "
1802 ==> " "
1803 ==> CDRL: TASK THE CONTRACTOR IN THE CDRL TO PROVIDE LOADING, UNLOADING,
1804 ==> AND MOVEMENT INSTRUCTIONS AND PROCEDURES FOR OUT-SIZED, OVER-
1805 ==> WEIGHT, DANGEROUS AND SENSITIVE ITEMS. CONTACT THE TRAFFIC
1806 ==> MANAGEMENT STAFF SPECIALIST FOR ASSISTANCE. " "
1807 ==> " "
1808 ==> ARE THERE ANY ITEMS THAT WILL INHIBIT TRANSPORTABILITY ? " "
1809 ==> " "
1810 ==> SOW: TAILOR MIL-P-9024 TO TASK THE CONTRACTOR TO IDENTIFY ITEMS THAT
1811 ==> WILL INHIBIT TRANSPORTABILITY. " "
1812 ==> " "
1813 ==> CDRL: DATA ITEM APPLIES. " "
1814 ==> " "
1815 ==> HAVE TRANSPORTABILITY PROBLEMS BEEN PREVIOUSLY IDENTIFIED ? " "
1816 ==> " "
1817 ==> SPEC: IN ORDER TO ELIMINATE KNOWN TRANSPORTABILITY PROBLEMS, IDENTIFY
1818 ==> SPECIFIC REQUIREMENTS IN THE SPECIFICATION. " "
1819 ==> " "
1820 ==> IS A QUALITY PROGRAM REQUIRED ? " "
1821 ==> " "
1822 ==> " "
1823 ==> " "
1824 ==> See DAR Requirement in the General Provisions of this contract and
1825 ==> Section H of the Schedule of this contract. " "
1826 ==> CONTRACT: APPLY DAR 7-104.28 FOR FIXED PRICE SUPPLY CONTRACTS, OR
1827 ==> DAR 7-204.10 FOR COST REIMBURSABLE SUPPLY CONTRACTS, OR
1828 ==> DAR 7-303.15 FOR FIXED PRICE R&D CONTRACTS, OR
1829 ==> DAR 7-403.15 FOR COST REIMBURSABLE R&D CONTRACTS; TO
1830 ==> THE GENERAL PROVISIONS OF THE CONTRACT. SEE DAR 14-304
1831 ==> FOR APPLICATION INSTRUCTIONS AND DAR 14-101 FOR
1832 ==> GENERAL INSTRUCTIONS. " "
1833 ==> " "
1834 ==> CONTRACT: DAR ADDS MIL-Q-9858 TO YOUR PROGRAM IN SECTION H
1835 ==> OF THE CONTRACT SCHEDULE; TAILOR TO PROGRAM REQUIREMENTS. " "
1836 ==> " "
1837 ==> CONTRACT: IF NON-CONFORMING MATERIAL IS A CONSIDERATION, ADD
1838 ==> MIL-STD-1520 TO SECTION H OF THE CONTRACT SCHEDULE AND
1839 ==> TAILOR TO PROGRAM REQUIREMENTS. " "
1840 ==> " "
1841 ==> CONTRACT: IF SUPPLIER QUALITY IS TO BE CONTROLLED, ADD MIL-STD-1535
1842 ==> TO SECTION H OF THE CONTRACT SCHEDULE AND TAILOR TO
1843 ==> PROGRAM REQUIREMENTS. " "
1844 ==> " "
1845 ==> CONTRACT: IF COMPUTER SOFTWARE IS SIGNIFICANT, ADD MIL-S-52779
1846 ==> TO SECTION H OF THE CONTRACT SCHEDULE AND TAILOR TO
1847 ==> PROGRAM REQUIREMENTS. " "
1848 ==> " "

1849 ==> CORL: UT-DI-A-30026, QA PROGRAM STATUS REPORT, IS MANDATORY WHEN
 1850 ==> MIL-Q-9858 IS PLACED ON CONTRACT. UT-DI-A-30026 MUST BE
 1851 ==> TAILORED TO YOUR PROGRAM.
 1852 ==>
 1853 ==> CONTRACT: DAR 14-101.5 CONTAINS CRITERIA FOR APPLYING CONTRACT
 1854 ==> QUALITY REQUIREMENTS.
 1855 ==>
 1856 ==> IS AN INSPECTION SYSTEM REQUIRED ?
 1857 ==>
 1858 ==> See DAR Requirement of the General Provisions of this contract, and
 1859 ==> Section H of the Schedule of this contract.
 1860 ==> CONTRACT: APPLY DAR 7-103.5, DAR 7-302.4, OR DAR 7-104.33, AS
 1861 ==> APPROPRIATE, TO THE GENERAL PROVISIONS OF THE CONTRACT.
 1862 ==> SEE DAR 14-303 FOR APPLICATION INSTRUCTIONS AND DAR
 1863 ==> 14-101 FOR GENERAL INSTRUCTIONS.
 1864 ==>
 1865 ==> CONTRACT: ACCOMPLISH THE FOLLOWING IN SECTION H OF THE CONTRACT
 1866 ==> SCHEDULE:
 1867 ==>
 1868 ==> (1) DAR ADDS MIL-I-45208 TO YOUR PROGRAM; TAILOR
 1869 ==> TO YOUR PROGRAM REQUIREMENTS.
 1870 ==>
 1871 ==> (2) IF NON-CONFORMING MATERIAL IS A CONSIDERATION, ADD
 1872 ==> MIL-STD-1520; TAILOR TO YOUR PROGRAM REQUIREMENTS.
 1873 ==>
 1874 ==> (3) IF SUPPLIER QUALITY IS TO BE CONTROLLED, ADD
 1875 ==> MIL-STD-1535; TAILOR TO YOUR PROGRAM REQUIREMENTS.
 1876 ==>
 1877 ==> (4) IF COMPUTER SOFTWARE IS SIGNIFICANT, ADD MIL-S-52779
 1878 ==> AND TAILOR TO PROGRAM REQUIREMENTS.
 1879 ==>
 1880 ==> CONTRACT: DAR 14-104.5 CONTAINS CRITERIA FOR APPLYING CONTRACT
 1881 ==> QUALITY REQUIREMENTS.
 1882 ==>
 1883 ==> WILL THE CONTRACTOR BE REQUIRED TO BE A MEMBER OF THE TEST PLAN
 1884 ==> WORKING GROUP (TPWG) ?
 1885 ==>
 1886 ==> Provide a representative to the Test Plan Working
 1887 ==> Group (TPWG) who will have the following responsibilities:
 1888 ==> SOW: SET FORTH THE CONTRACTOR'S RESPONSIBILITIES AS A MEMBER OF THE
 1889 ==> TEST PLAN WORKING GROUP.
 1890 ==>
 1891 ==> WILL THE CONTRACTOR BE REQUIRED TO PREPARE OR COMPLETE THE VERIFICA-
 1892 ==> TION CROSS REFERENCE INDEX APPEARING IN SECTION 4 (QUALITY ASSURANCE
 1893 ==> PROVISIONS) OF THE CI/CPCI SPECIFICATIONS ? NOTE: THIS IS A MANDATORY
 1894 ==> REQUIREMENT WHEN A SPECIFICATION(S) IS BEING PREPARED.
 1895 ==> Verification Provisions: Complete the Verification Cross Reference
 1896 ==> Index in Section 4 (Quality Assurance Provisions) of the CI/CPCI
 1897 ==> specification(s).
 1898 ==> SOW: THE CONTRACTUAL REQUIREMENT FOR THE PREPARATION OF THE
 1899 ==> VERIFICATION MATRIX IS IMPOSED BY MIL-STD-483, PARA 3.15.
 1900 ==> THIS REQUIREMENT IS BEING PUT ON CONTRACT BY THE
 1901 ==> CONFIGURATION MANAGEMENT TASK FOR THE PREPARATION OF

1902 ==> SPECIFICATIONS. COORDINATE WITH THE CONFIGURATION MANAGER
1903 ==> TO ENSURE THAT THIS REQUIREMENT HAS BEEN INCLUDED.
1904 ==>
1905 ==> PLEASE RECONSIDER YOUR ANSWER. THIS IS A MANDATORY REQUIREMENT
1906 ==> WHEN A SPECIFICATION(S) IS BEING PREPARED.
1907 ==>
1908 ==> WILL THE CONTRACTOR BE REQUIRED TO CONDUCT CI/SUBSYSTEM LEVEL
1909 ==> QUALIFICATION (DT&E) TESTING ?
1910 ==>
1911 ==> Qualification Testing: The preproduction qualification testing of all
1912 ==> Configuration Items (CIs) shall be performed by the contractor at his
1913 ==> plant, a subcontractor's plant or an approved test facility. Govern-
1914 ==> ment representatives shall be briefed prior to the start of testing
1915 ==> and be kept informed as to the progress of the tests. A designated
1916 ==> contractor and Air Force representative will both sign the recorded
1917 ==> data sheets to indicate validity of test results. The Air Force
1918 ==> Test Director will determine the success or failure of tests and the
1919 ==> acceptance of the test evaluation/reports.
1920 ==>
1921 ==> SOW: CHECK WITH THE SPO SPECIALISTS MANAGING THE R/M/A, EMC/EMI, S/V,
1922 ==> COMPUTER RESOURCES, HUMAN FACTORS AND SAFETY TASKS TO ASCERTAIN
1923 ==> WHAT, IF ANY, SEPARATE TEST PLANS AND PROCEDURES THEY MAY HAVE
1924 ==> CALLED OUT FOR THEIR SPECIALTIES. MAKE SURE THAT TEST REQUIRE-
1925 ==> MENTS ARE COORDINATED AND THAT REDUNDANT DATA/INFORMATION IS
1926 ==> NOT BEING CALLED FOR.
1927 ==>
1928 ==> WILL THE CONTRACTOR BE REQUIRED TO PERFORM SOFTWARE DEVELOPMENT,
1929 ==> MODIFICATION, AND/OR INTEGRATION AS PART OF THE PROGRAM ?
1930 ==>
1931 ==> Perform software testing to verify that the software meets all of the
1932 ==> specification requirements. Testing shall take place during both the
1933 ==> Development Test and Evaluation (DT&E) phase and the Operational Test
1934 ==> and Evaluation (OT&E) phase. DT&E shall be composed of Preliminary
1935 ==> Qualification Tests (PQT), Formal Qualification Tests (FQT) and
1936 ==> System Integration Tests (SIT). Perform a PQT on those computer
1937 ==> program components that are critical to the CPCI. An FQT shall be
1938 ==> conducted for each CPCI. An SIT shall also be conducted in order
1939 ==> to demonstrate that all computer program components and CPCIs, working
1940 ==> together, meet the system performance requirements.
1941 ==> SOW: IN ORDER TO DETERMINE IF PQTs, FQTs AND/OR SITs ARE REQUIRED FOR
1942 ==> YOUR PROGRAM, THE FOLLOWING DEFINITIONS APPLY:
1943 ==>
1944 ==> PQTs: TESTS CONDUCTED FOR THOSE FUNCTIONS OR COMPUTER PROGRAM
1945 ==> COMPONENTS THAT ARE CRITICAL TO THE CPCI. THE SELECTION OF CRI-
1946 ==> TICAL FUNCTIONS TO BE TESTED MAY BE BASED ON EITHER TIME OR PER-
1947 ==> FORMANCE REQUIREMENTS. THE RESPONSIBILITY FOR CONDUCTING PQTs
1948 ==> MAY BE DELEGATED TO THE CONTRACTOR AND NEED NOT BE SPECIFICALLY
1949 ==> IDENTIFIED AS A SEPARATE TEST. PQTs MAY BE REQUIRED FOR EACH
1950 ==> CPCI IF THE CODE IS PARTICULARLY COMPLEX.
1951 ==>
1952 ==> FQTs: TESTS ACCOMPLISHED TO VERIFY THAT EACH COMPUTER PROGRAM
1953 ==> COMPONENT MEETS THE REQUIREMENTS OF SECTION 3.3.8 OF THE SYSTEM
1954 ==> SPECIFICATION AND CORRESPONDING CPCI SPECIFICATION. PROGRAM

1955 ==> AND GROUP PROGRAMS ARE TESTED TO VERIFY THAT THEY PERFORM
 1956 ==> THEIR INTENDED FUNCTION PROPERLY, SEPARATELY AND TOGETHER.
 1957 ==> THIS PROCESS SHALL BE APPLIED TO THE INDIVIDUAL COMPUTER PROGRAM
 1958 ==> COMPONENT OF EACH CPCI AND SHALL BE CONTINUED UNTIL ALL PROGRAMS
 1959 ==> HAVE BEEN VERIFIED.
 1960 ==>
 1961 ==> SITs: TESTS CONDUCTED TO ENSURE THAT ALL COMPUTER PROGRAM COM-
 1962 ==> PONENTS AND CPCIs INTERFACE PROPERLY AND MEET ALL SYSTEM PERFOR-
 1963 ==> MANCE REQUIREMENTS. THESE TESTS ARE PERFORMED ON THE FIRST
 1964 ==> ARTICLE.
 1965 ==> WILL THE CONTRACTOR BE TASKED TO INSTALL AND CHECK OUT THE SYSTEM
 1966 ==> (EQUIPMENT) AT A FIXED OR PERMANENT SITE PRIOR TO CONDUCTING THE
 1967 ==> SYSTEM AND/OR IOT&E TESTING ?
 1968 ==>
 1969 ==> SOW: IF THE PROGRAM INVOLVES THE INSTALLATION OF A SINGLE LARGE
 1970 ==> SYSTEM, SEVERAL SMALLER "SATELLITE" COMPONENTS OR SEVERAL
 1971 ==> WIDELY SCATTERED SITES, THE ABOVE DIDs MUST BE REFERENCED
 1972 ==> IN THE CDRL. MAKE CLEAR TO THE CONTRACTOR WHAT EQUIPMENT
 1973 ==> IS TO BE INSTALLED/CHECKED OUT. SPECIFY THE CONTRACTOR'S
 1974 ==> RESPONSIBILITY DURING INSTALLATION AND CHECKOUT.
 1975 ==>
 1976 ==> SOW: IF POSSIBLE, REFERENCE OR LIST WHAT GFE WILL BE SUPPLIED,
 1977 ==> WHAT CFE SHOULD BE SUPPLIED AND WHAT SPECIAL PROVISIONS
 1978 ==> THE CONTRACTOR SHOULD BE AWARE OF.
 1979 ==>
 1980 ==> WILL THE SYSTEM OR EQUIPMENT BEING DEVELOPED BE REQUIRED TO UNDERGO
 1981 ==> TEMPEST TESTING ?
 1982 ==>
 1983 ==> SOW: THE REQUIREMENTS FOR TEMPEST TESTING ARE DEFINED UNDER THE
 1984 ==> SECURITY/TEMPEST MANAGEMENT TASK. TEMPEST TESTING MAY BE
 1985 ==> CONDUCTED EITHER BY THE GOVERNMENT OR THE CONTRACTOR.
 1986 ==>
 1987 ==> CAUTION: CURRENT LEAD TIME FOR TEMPEST TESTING TO BE CONDUCTED
 1988 ==> BY THE GOVERNMENT IS APPROXIMATELY TWO YEARS.
 1989 ==>
 1990 ==> WAS A RADIO FREQUENCY ALLOCATION REQUIRED AND OBTAINED FOR CONTRACTOR
 1991 ==> DEVELOPMENT FOR IN-PLANT TESTING ?
 1992 ==>
 1993 ==> WILL THE CONTRACTOR BE TASKED TO PERFORM SYSTEM TESTING OR
 1994 ==> INSTALLATION AND CHECKOUT AT A NEW LOCATION ?
 1995 ==>
 1996 ==> SOW: A NEW REQUEST FOR A RADIO FREQUENCY ALLOCATION WILL BE REQUIRED
 1997 ==> FOR EACH NEW TEST LOCATION OR FREQUENCY TO BE USED.
 1998 ==>
 1999 ==> SOW: IF IT IS ANTICIPATED THAT TESTING IN A FOREIGN COUNTRY WILL BE
 2000 ==> REQUIRED, YOU ARE CAUTIONED THAT UNLESS OTHERWISE STATED IN THE
 2001 ==> EXISTING STATUS OF FORCES AGREEMENT, THERE WILL BE NO FREQUENCY
 2002 ==> ASSIGNMENT COORDINATION ACTION WITH A FOREIGN GOVERNMENT UNTIL
 2003 ==> FOREIGN OPERATING RIGHTS ARE GRANTED THROUGH THE U.S. EMBASSY.
 2004 ==>
 2005 ==> SOW: THE REQUIREMENTS FOR RADIO FREQUENCY AUTHORIZATION ARE CALLED
 2006 ==> OUT IN THE RADIO FREQUENCY MANAGEMENT TASK. COORDINATE WITH
 2007 ==> THE RADIO FREQUENCY MANAGEMENT STAFF OPR IN ESD/DCF.

2008 ==>
 2009 ==> WILL THE CONTRACTOR BE REQUIRED TO PREPARE AND SUBMIT ACCEPTANCE TEST
 2010 ==> PROCEDURES ?
 2011 ==>
 2012 ==> WILL A MEANS TO HANDLE DEVIATIONS FROM APPROVED TEST PLANS AND
 2013 ==> PROCEDURES BE REQUIRED ?
 2014 ==>
 2015 ==> Deviations. A request for deviations in testing, substitutions of
 2016 ==> test equipment or any other exceptions to the approved test program
 2017 ==> shall be submitted to the Air Force Test Director for concurrence
 2018 ==> prior to the start of test. All deviations shall be noted in the
 2019 ==> contractor's test logs and on the official test record.
 2020 ==> WILL THE CONTRACTOR BE REQUIRED TO PROVIDE A TEST SCHEDULE ?
 2021 ==>
 2022 ==> CDRL: DI-A-3007 APPLIES FOR TEST SCHEDULES. COORDINATE WITH
 2023 ==> PROGRAM CONTROL TO ENSURE THAT THIS REQUIREMENT IS INCLUDED.
 2024 ==>
 2025 ==> IS A STATEMENT OF READINESS REQUIRED ?
 2026 ==>
 2027 ==> Statement of Readiness: At least fourteen (14) calendar days prior to
 2028 ==> any testing requiring official Government participation or witnessing,
 2029 ==> the contractor shall notify the Air Force Test Director that he is
 2030 ==> ready to begin official testing. For all system level testing, the
 2031 ==> contractor shall assure that the system is completely installed to
 2032 ==> meet the contractual requirements. Prior to the beginning of testing
 2033 ==> and arrival on site of the Government test force, the contractor shall
 2034 ==> assure that all test equipment, test facilities and other supporting
 2035 ==> equipment are available.
 2036 ==> WILL THE CONTRACTOR BE REQUIRED TO MAINTAIN AND CALIBRATE TEST
 2037 ==> EQUIPMENT ?
 2038 ==>
 2039 ==> WILL THE CONTRACTOR BE REQUIRED TO PREPARE PERFORMANCE DIAGNOSTIC
 2040 ==> TEST DATA OR TEST PROCEDURES FOR AUTOMATIC, SEMI-AUTOMATIC OR MANUAL
 2041 ==> TEST EQUIPMENT ?
 2042 ==>
 2043 ==> WILL THE CONTRACTOR BE REQUIRED TO CONSTRUCT OR MODIFY BUILDINGS AND
 2044 ==> FACILITIES OR TO INSTALL REAL PROPERTY EQUIPMENT ?
 2045 ==>
 2046 ==> SOW: ENSURE THAT THE CONTRACTOR IS TASKED TO PERFORM ANY NECESSARY
 2047 ==> TESTING OF THE NEW OR MODIFIED REAL FACILITIES AND THAT SUCH
 2048 ==> TESTING IS INCLUDED IN THE APPROPRIATE TEST PLANS, PROCEDURES
 2049 ==> AND REPORTS.
 2050 ==>
 2051 ==> SOW: THE REQUIREMENTS FOR REAL PROPERTY INSTALLATION AND TESTING
 2052 ==> ARE CALLED OUT IN THE REAL PROPERTY MANAGEMENT TASK. COORDINATE
 2053 ==> WITH THE REAL PROPERTY STAFF OPR AT ESD/DE.
 2054 ==>
 2055 ==> WILL THE CONTRACTOR BE REQUIRED TO CONDUCT A FUNCTIONAL CONFIGURATION
 2056 ==> AUDIT (FCA) OR A FORMAL QUALIFICATION REVIEW (FQR) ?
 2057 ==>
 2058 ==>
 2059 ==>
 2060 ==> SOW: THE REQUIREMENTS FOR FCAs AND FQRs ARE CALLED OUT IN THE

2061 ==> CONFIGURATION MANAGEMENT TASK.

2062 ==>

2063 ==> SOW: AN FCA IS NORMALLY ACCOMPLISHED DURING FULL SCALE DEVELOPMENT.

2064 ==>

2065 ==> SOW: AN FQR IS NORMALLY COMBINED WITH THE FCA. COORDINATE WITH THE

2066 ==> STAFF SYSTEM ENGINEERING, TEST, AND CONFIGURATION MANAGEMENT

2067 ==> SPECILISTS.

2068 ==>

2069 ==> SOW: IF THE DEVELOPING CONTRACTOR HAS BEEN PRESELECTED TO BE THE

2070 ==> PRODUCTION CONTRACTOR, THE FCA MAY BE DEFERRED UNTIL PRO-

2071 ==> DUCTION.

2072 ==>

2073 ==> SOW: IF THE PREPRODUCTION ARTICLE IS NOT REPRESENTATIVE OF THE

2074 ==> PRODUCTION ARTICLE, THE FCA SHOULD BE DEFERRED UNTIL

2075 ==> PRODUCTION.

2076 ==>

2077 ==> SOW: THE FCA MAY BE ACCOMPLISHED BEFORE OR CONCURRENT WITH THE

2078 ==> PHYSICAL CONFIGURATION AUDIT (PCA).

2079 ==>

2080 ==> SOW: THE REQUIREMENTS FOR AN FCA AND FQR ARE CALLED OUT IN THE

2081 ==> CONFIGURATION MANAGEMENT TASK.

2082 ==>

2083 ==> WILL THE CONTRACTOR BE REQUIRED TO PARTICIPATE IN OR SUPPORT SYSTEM

2084 ==> LEVEL (IOT&E) TESTING ?

2085 ==>

2086 ==> Contractor Support: The contractor shall provide support to the Air

2087 ==> Force System Test programs as follows:

2088 ==> SOW: SET FORTH THE CONTRACTOR'S RESPONSIBILITIES DURING IOT&E. TYPES

2089 ==> OF SUPPORT THAT CAN BE ASSIGNED TO THE CONTRACTOR ARE AS FOL-

2090 ==> LLOWS:

2091 ==>

2092 ==> (1) MAINTAIN SYSTEM DURING TEST, TO INCLUDE PROVIDING ALL

2093 ==> SPARES.

2094 ==>

2095 ==> (2) ENGINEERING SUPPORT.

2096 ==>

2097 ==> (3) TRAINING.

2098 ==>

2099 ==> DOES THE SYSTEM/PROJECT INVOLVE COMPUTER RESOURCES ?

2100 ==>

2101 ==> The contractor shall design and develop the computer programs to

2102 ==> satisfy the design and performance requirements in the System

2103 ==> Specification. The contractor's approach to software development

2104 ==> under this contract shall conform to that approach presented in the

2105 ==> contractor-prepared, Government approved, Computer Program Development

2106 ==> Plan (CPDP) which shall be updated by the contractor. The PCO's

2107 ==> approval of the CPDP shall not relieve the contractor from complying

2108 ==> with any of the requirements of this contract. All computer programs

2109 ==> shall be controlled in accordance with the requirements established in

2110 ==> the Configuration Management Task of this SOW.

2111 ==> The overall intent of this task and the computer programming

2112 ==> requirements of paragraph 3.3.8 of the System Specification is to

2113 ==> mandate minimum computer programming requirements; this shall not

2114 ==> preclude exceeding these minimum requirements.

2115 ==> CDRL: IF A CPDP WAS REQUIRED BY THE IFPP TO BE DELIVERED AS PART OF

2116 ==> THE CONTRACTOR'S PROPOSAL, THE CDRL USUALLY REQUIRES DELIVERY

2117 ==> OF THE FINAL CPDP AND UPDATES AS REQUIRED.

2118 ==>

2119 ==> SOW: THE FOLLOWING ITEMS PERTAINING TO COMPUTER RESOURCES MANAGEMENT

2120 ==> MUST BE INCLUDED IN THE SOW. THE PROGRAM OFFICE SHOULD

2121 ==> DETERMINE WHICH ITEM WILL BE INCLUDED IN WHICH TASK. (LISTED

2122 ==> AFTER EACH ACTION MESSAGE IS WHERE EACH ITEM IS USUALLY

2123 ==> SPECIFIED.)

2124 ==>

2125 ==> SOW: THE CONTRACTOR MUST BE TASKED WITH TREATING FIRMWARE AS

2126 ==> SOFTWARE. (USUALLY FOUND IN COMPUTER RESOURCES MANAGEMENT

2127 ==> TASK.)

2128 ==>

2129 ==> CDRL: THE CONTRACTOR MUST BE TASKED WITH THE PREPARATION AND DELIVERY

2130 ==> OF DEVELOPMENT SPECIFICATIONS, PRODUCT SPECIFICATIONS AND/OR

2131 ==> NON-COMPLEX SPECIFICATIONS (USUALLY FOUND IN THE CONFIGURATION

2132 ==> MANAGEMENT TASK).

2133 ==>

2134 ==> SOW: THE CONTRACTOR MUST BE TASKED WITH ADHERING TO THE COMPUTER

2135 ==> PROGRAM REQUIREMENTS LISTED IN PARAGRAPH 3.3.8 OF THE SYSTEM

2136 ==> SPECIFICATION (USUALLY FOUND IN THE COMPUTER RESOURCES MANAGE-

2137 ==> MENT TASK).

2138 ==>

2139 ==> SOW: THE CONTRACTOR MUST BE TASKED WITH COMPUTER TESTING. THIS

2140 ==> INCLUDES BOTH DEVELOPMENTAL TEST AND EVALUATION (PRELIMINARY

2141 ==> QUALIFICATION TESTS (PQTs), FORMAL QUALIFICATION TESTS (FQTs),

2142 ==> AND SYSTEM INTEGRATION TEST (SIT)) AND OPERATIONAL TEST AND

2143 ==> EVALUATION. PQT RESPONSIBILITY MAY BE DELEGATED TO THE

2144 ==> CONTRACTOR AND NOT SPECIFICALLY IDENTIFIED AS A SEPARATE TEST.

2145 ==> (USUALLY FOUND IN THE TEST AND EVALUATION TASK.)

2146 ==>

2147 ==> SOW: THE CONTRACTOR MUST BE TASKED WITH THE DEVELOPMENT AND

2148 ==> IMPLEMENTATION OF A SOFTWARE QUALITY ASSURANCE (SQA) PROGRAM

2149 ==> IAW MIL-S-52779A. THIS WOULD INCLUDE REQUIRING THE CONTRACTOR

2150 ==> TO PREPARE AND UPDATE AN SQA PLAN. DELIVERY OF THE SQA PLAN IS

2151 ==> NOT MANDATORY (USUALLY FOUND IN QUALITY REQUIREMENTS TASK).

2152 ==>

2153 ==>

2154 ==> SOW: THE CONTRACTOR MUST BE TASKED WITH REQUESTING A COMPUTER PROGRAM

2155 ==> IDENTIFICATION NUMBER (CPIN) FOR EACH CPCI AND USING THIS CPIN

2156 ==> ALONG WITH THE SPECIFICATION NUMBER ON ALL DOCUMENTATION

2157 ==> PERTAINING TO THE CPCI. (USUALLY FOUND IN THE CONFIGURATION

2158 ==> MANAGEMENT TASK.)

2159 ==>

2160 ==> SOW: THE CONTRACTOR MUST BE TASKED WITH HOLDING DESIGN REVIEWS FOR

2161 ==> SOFTWARE. THE NUMBER OF DESIGN REVIEWS AND THE SPECIFIC DESIGN

2162 ==> REVIEWS TO HOLD (E.G.; SYSTEM REQUIREMENT REVIEW, SYSTEM DESIGN

2163 ==> REVIEW, PRELIMINARY DESIGN REVIEW, CRITICAL DESIGN REVIEW AND

2164 ==> FORMAL QUALIFICATION REVIEW) SHOULD BE DETERMINED BY THE PROGRAM

2165 ==> OFFICE. (USUALLY FOUND IN THE SYSTEM ENGINEERING TASK.)

2166 ==>

2167 ==> SOW: THE CONTRACTOR MUST BE TASKED WITH HOLDING A FUNCTIONAL AND
 2168 ==> PHYSICAL CONFIGURATION AUDIT. AGAIN, THE NUMBER OF AUDITS AND
 2169 ==> WHETHER OR NOT TO COMBINE THEM SHOULD BE DETERMINED BY THE
 2170 ==> PROGRAM OFFICE. (USUALLY FOUND IN THE CONFIGURATION
 2171 ==> MANAGEMENT TASK.)
 2172 ==>
 2173 ==>
 2174 ==> CDRL: THE CONTRACTOR MUST BE TASKED WITH PREPARING AND DELIVERING ALL
 2175 ==> DOCUMENTATION NEEDED AS DETERMINED BY THE PROGRAM OFFICE.
 2176 ==>
 2177 ==> SOW: ESD/ALEQ'S HANDBOOK FOR EVALUATION AND LIFE CYCLE PLANNING FOR
 2178 ==> SOFTWARE, VOLUME II, FIG. II-2-2, PAGE II-21, CONTAINS A MODEL
 2179 ==> COMPUTER RESOURCES MANAGEMENT TASK FOR THE FULL SCALE DEVELOP-
 2180 ==> MENT PHASE. IT PROVIDES AN EXAMPLE OF THE WORDING WHICH MIGHT
 2181 ==> GO INTO A SOW. IT ALSO CONTAINS THE REFERENCES WHICH REQUIRE A
 2182 ==> CERTAIN ITEM TO BE INCLUDED IN THE SOW.
 2183 ==>
 2184 ==> Computer Resources Management requirements are not applicable.
 2185 ==> IN THE RFP, WILL YOU PROVIDE THE CONTRACTOR THE OPTION TO USE
 2186 ==> OFF-THE-SHELF SOFTWARE ?
 2187 ==>
 2188 ==> CONTRACT: THE TERM "OFF-THE-SHELF" WHETHER IT REFERS TO HARDWARE OR
 2189 ==> SOFTWARE SHOULD BE DEFINED BY APPLYING DAR 14-001.7 TO
 2190 ==> THE CONTRACT. ESD/ALEQ'S HANDBOOK FOR EVALUATION AND LIFE
 2191 ==> CYCLE PLANNING FOR SOFTWARE, VOLUME II, FIG. II-2-2, PAGE
 2192 ==> II-21, CONTAINS A FURTHER DETAILED DEFINITION OF OFF-THE-
 2193 ==> SHELF.
 2194 ==>
 2195 ==> CONTRACT/
 2196 ==> SOW/CDRL: OFF-THE-SHELF SOFTWARE SHOULD BE DOCUMENTED IN COMMERCIAL
 2197 ==> MANUALS (I.E., PACK-UP DATA) AS OPPOSED TO B5 AND C5
 2198 ==> SPECIFICATIONS SINCE THESE MANUALS USUALLY ALREADY EXIST
 2199 ==> AND ARE ADEQUATE FOR THE GOVERNMENT NEEDS. A RECOMMENDED
 2200 ==> DATA ITEM, WHICH SHOULD BE TAILORED TO THE SPECIFIC
 2201 ==> PROGRAM/PROJECT, IS DI-M-7024. THIS DATA ITEM SHOULD BE
 2202 ==> USED IN CONJUNCTION WITH A SPECIAL CONTRACT CLAUSE DURING
 2203 ==> THE RFP/SOURCE SELECTION PHASE INDICATING THAT THE BIDDER
 2204 ==> WILL FURNISH (NUMBER) COPIES OF THE COMMERCIAL MANUALS
 2205 ==> FOR GOVERNMENT REVIEW/APPROVAL. A CLAUSE SHOULD ALSO BE
 2206 ==> INCLUDED IN THE CONTRACT TO THE EFFECT THAT SUCH "DATA WILL
 2207 ==> BE DELIVERED AS "PACK-UP" DATA WITH THE END ITEM EQUIPMENT
 2208 ==> AT NO ADDITIONAL COST TO THE GOVERNMENT" TO ENSURE THAT
 2209 ==> IF THE COMMERCIAL MANUALS MEET GOVERNMENT REQUISITES, THE
 2210 ==> CONTRACTOR WOULD NOT SEPARATELY BILL THE GOVERNMENT FOR
 2211 ==> SUCH DATA THAT IS NORMALLY DELIVERED AS PART OF THE END
 2212 ==> ITEM COST. IN THE EVENT CONTRACTOR COMMERCIAL MANUALS DO
 2213 ==> NOT MEET THE GOVERNMENT'S MAINTENANCE CONCEPT, APPROPRIATE
 2214 ==> DATA ITEMS MUST BE CONTAINED IN THE CDRL TO ENSURE THAT
 2215 ==> PROPER OPERATIONAL MAINTENANCE CAN BE OBTAINED. CONSULT
 2216 ==> WITH PROCUREMENT AND LEGAL FOR FURTHER GUIDANCE.
 2217 ==>
 2218 ==> IS A FACILITY BEING CONSTRUCTED AND/OR IS REAL PROPERTY EQUIPMENT
 2219 ==> BEING INSTALLED ?

2220 ==>
 2221 ==> Develop criteria for the Technical Facility Subsystem and place in
 2222 ==> Appendix 1 of the System Specification.
 2223 ==> SPEC: DELINEATE FACILITY DESIGN AND INTERFACE REQUIREMENTS IN SECTION
 2224 ==> 3.5.3 OF THE SYSTEM SPECIFICATION.
 2225 ==>
 2226 ==> SPEC: ALL APPLICABLE DOCUMENTS MUST BE TAILORED AND A PERMANENT
 2227 ==> RECORD KEPT ON EACH PROGRAM. SEE DAR APPENDIX B-307.
 2228 ==>
 2229 ==> CONTRACT: AUTHORIZATION FOR THE ACQUISITION AND/OR FABRICATION OF
 2230 ==> REAL PROPERTY FACILITIES SHALL BE SPECIFIED IN THE SCHEDULE
 2231 ==> OF THE CONTRACT. SEE H.40.1.
 2232 ==>
 2233 ==> The Technical Facility designers shall attend the design reviews, PDR
 2234 ==> and CDR, to present the facilities design package. The contractor
 2235 ==> shall demonstrate compatibility of the Technical Facility Subsystem
 2236 ==> with the rest of the system and conformance to all requirements of the
 2237 ==> updated System Specification.
 2238 ==> SOW: COORDINATE WITH LOGISTICS TO INSURE THAT THE REQUIREMENTS FOR
 2239 ==> SPARE OR REPAIR PARTS FOR THE FACILITY ARE INCLUDED IN THE
 2240 ==> INITIAL OPERATIONAL SPARES PACKAGE.
 2241 ==>
 2242 ==> SOW: COORDINATE WITH CONFIGURATION MANAGEMENT TO ASSURE THAT
 2243 ==> GOVERNMENT APPROVAL OF THE FINAL FACILITIES DESIGN PACKAGE
 2244 ==> DOES NOT AUTOMATICALLY MEAN ACCEPTANCE OF DETAILED DESIGN
 2245 ==> ANALYSIS AND DRAWINGS.
 2246 ==>
 2247 ==> SOW: ALL CHANGES TO REAL PROPERTY ON THIS CONTRACT REQUIRE
 2248 ==> GOVERNMENT APPROVAL AND MUST BE PROCESSED IAW MIS-STD-480
 2249 ==> (NORMAL ENGINEERING CHANGE PROPOSALS). COORDINATE WITH THE
 2250 ==> CONFIGURATION MANAGER.
 2251 ==>
 2252 ==> CDRL: COORDINATE WITH TEST TO INSURE THAT THE TESTING OF THE
 2253 ==> TECHNICAL FACILITY SUBSYSTEM IS INCLUDED IN ALL THE TEST
 2254 ==> PLANS AND PROCEDURES.
 2255 ==>
 2256 ==> CDRL: MAINTAIN AS-BUILT DRAWINGS UP TO THE END OF SYSTEM TEST.
 2257 ==>
 2258 ==> CDRL: THE CONSTRUCTION PROGRESS REPORTS MUST REFLECT THE PERCENT
 2259 ==> OF PHYSICAL COMPLETION AND NOT THE COST OF WORK IN PLACE.
 2260 ==>
 2261 ==> CONTRACT: GOVERNMENT FURNISHED SUPPLIES, PROPERTY, SERVICES, ETC.
 2262 ==> SHALL BE INCLUDED IN THE SCHEDULE OF THE CONTRACT.
 2263 ==>
 2264 ==> Real Property Facility requirements do not apply.
 2265 ==> WILL THIS CONTRACT BE MANAGED BY ESD ?
 2266 ==>
 2267 ==> SOW: CONTACT THE PRODUCT ENGINEERING SUPPORT OFFICER (PESO) IN
 2268 ==> ESD/ALM FOR ASSISTANCE.
 2269 ==>
 2270 ==> COULD HARDWARE DESIGNS BE DEVELOPED AND/OR CHANGED ?
 2271 ==>
 2272 ==> Design/Manufacturing Interface and Producibility.

2273 ==>
 2274 ==> Design/Manufacturing Interface. Utilize a design engineering system
 2275 ==> which insures early and effective involvement of the manufacturing
 2276 ==> engineering or production engineering discipline in the design
 2277 ==> process. This interface is intended to assure that appropriate
 2278 ==> consideration is given to the manufacturing aspects of the hardware
 2279 ==> before a specific design is selected and refined.
 2280 ==>
 2281 ==> Producibility. Subject all new hardware designs, system integration
 2282 ==> approaches, and design changes to specific, structured producibility
 2283 ==> analyses as an integral part of the design/change process. The
 2284 ==> analysis of producibility will consider, but not necessarily be
 2285 ==> limited to the following characteristics: =
 2286 ==> a. Manufacturing process selection for cost/simplicity/repeatability
 2287 ==> b. Tolerances selected (dimensional and performance)
 2288 ==> c. Material availability/manufacturing suitability/substitution
 2289 ==> possibility
 2290 ==> c. In-process inspection requirements
 2291 ==> d. Parts comonality/interchangeability
 2292 ==> e. Tooling requirements/tooling availability
 2293 ==> f. Production test requirements/test equipment availability
 2294 ==> g. Use of commercial vs military specifications
 2295 ==> h. Fabrication/assembly/testing requirements consistent with
 2296 ==> existing capabilities
 2297 ==>
 2298 ==> These analyses will be performed by personnel familiar with and
 2299 ==> directly related to the manufacturing function and the analyses will
 2300 ==> be documented. ■
 2301 ==> SOW: COORDINATE WITH SYSTEMS ENGINEERING TO INCLUDE PRODUCIBILITY
 2302 ==> IN DESIGN REVIEWS. ■
 2303 ==>
 2304 ==> SOW: CONTACT THE PRODUCT ENGINEERING SUPPORT OFFICER (PESO) IN
 2305 ==> ESD/ALM FOR ASSISTANCE. ■
 2306 ==>
 2307 ==> IS IT THE PROGRAM OFFICE INTENTION TO OFFER THE FOLLOW-ON EFFORT VIA
 2308 ==> COMPETITION AMONG CONTRACTORS ? ■
 2309 ==>
 2310 ==> Production Readiness Review (Limited)
 2311 ==>
 2312 ==> Production Readiness Reviews and supporting incremental assessments
 2313 ==> will be scheduled and conducted by the procuring activity. The
 2314 ==> contractor shall provide personnel and plant facilities necessary
 2315 ==> to support review at both contractor and subcontractor facilities.
 2316 ==> Contractor personnel, knowledgeable in design and producibility
 2317 ==> criteria shall be available to work with Government personnel
 2318 ==> throughout the review.
 2319 ==>
 2320 ==> The contractor shall plan for and participate in production readiness
 2321 ==> assessments during the FSD phase. The emphasis of these assessments
 2322 ==> will be on producibility and on the adequacy of the design stability
 2323 ==> to support a production program. These assessments will culminate
 2324 ==> in a formal Production Readiness Review near the end of the FSD
 2325 ==> effort. Up to ___ incremental assessments will be conducted

2326 ==> periodically during FSD, leading up to ___ Government representatives
2327 ==> for approximately ___ days for each increment.
2328 ==>
2329 ==> The formal Production Readiness Review will be conducted near the end
2330 ==> of FSD. This review will be conducted at the prime contractor's
2331 ==> facility and at up to ___ subcontractor's facilities. The review
2332 ==> at the prime will involve up to ___ Government representatives for
2333 ==> approximately ___ days. Reviews at subcontractor will involve up to
2334 ==> ___ Government representatives for up to ___ days at each subcon-
2335 ==> tractor's facility.
2336 ==>
2337 ==> Productivity. Perform the requirements of this contract in a manner
2338 ==> to assure that optimum productivity will be reached in any follow-on
2339 ==> production effort. When applicable, include: the requirements of
2340 ==> this paragraph apply to the leader and the follower under the leader/
2341 ==> follower concept. Productivity includes the policies and practices
2342 ==> utilized by contractor management to assure that the most efficient
2343 ==> and cost effective manufacturing capability is available for the
2344 ==> production of defense hardware. It includes the interconnected
2345 ==> areas of design, production engineering, production planning and
2346 ==> control, labor utilization, sub-contracting and capital investment
2347 ==> in modern processes and equipment as they affect the cost and
2348 ==> quality of hardware.
2349 ==> Establish and maintain a Productivity Improvement Program to reduce
2350 ==> manufacturing costs and increase productivity. A Productivity Program
2351 ==> Plan shall be developed and maintained which integrates on-going
2352 ==> internal contractor productivity initiatives with those efforts
2353 ==> required under this contract.
2354 ==>
2355 ==> Manufacturing Assessment Reviews. Manufacturing Assessment Reviews
2356 ==> (MARs) will be conducted periodically to evaluate contractor/subcon-
2357 ==> tractor progress in performance of the requirements of this contract.
2358 ==> Such reviews will be held at least once each quarter and will involve
2359 ==> 2 to 4 Government representatives for approximately one day (each
2360 ==> review). Such reviews will normally be held in conjunction with
2361 ==> Program Management Reviews.
2362 ==>
2363 ==> SOW: TAILOR MIL-STD-1528 TO ADD YOUR REQUIRED PRODUCTION MANAGEMENT
2364 ==> SYSTEM; ADD THE REQUIRED PARAGRAPHS TO THE TAILORING COLUMN.
2365 ==> COMPLETE THE PRODUCTION READINESS REVIEW TASK BY INSERTING
2366 ==> THE REQUIRED NUMBER OF PERSONNEL AND DAYS.
2367 ==>
2368 ==> WILL THE DEVELOPMENT CONTRACTOR BE THE PRODUCTION CONTRACTOR IN THE
2369 ==> FOLLOW-ON PRODUCTION PHASE ?
2370 ==>
2371 ==> Production Readiness Review (Full)
2372 ==>
2373 ==> Production Readiness Reviews and supporting incremental assessments
2374 ==> will be scheduled and conducted by the procuring activity. The
2375 ==> contractor shall provide personnel and plant facilities necessary to
2376 ==> support the review at both contractor and subcontractor facilities.
2377 ==> Contractor personnel, knowledgeable in manufacturing management and
2378 ==> production shall be available to work with Government personnel

2379 ==> throughout the review.
2380 ==>
2381 ==> The contractor shall plan for and participate in production readiness
2382 ==> assessments during the FSD phase. These assessments will address both
2383 ==> design areas and planning issues relative to any future production
2384 ==> program. These assessments will culminate in a formal Production
2385 ==> Readiness Review near the end of the FSD effort. During FSD, assess-
2386 ==> ments of evolving production readiness preparations will be included
2387 ==> as agenda items in design reviews. In addition, up to ___ incremental
2388 ==> assessments will be conducted periodically during FSD leading up to
2389 ==> ___ Government representatives for approximately ___ days for each
2390 ==> increment. Readiness assessments will address production preparation
2391 ==> activities at the prime contractor and at up to ___ major subcon-
2392 ==> trators.
2393 ==>
2394 ==> Productivity. Perform the requirements of this contract in a manner
2395 ==> to assure that optimum productivity will be reached in any follow-on
2396 ==> production effort. When applicable, include: the requirements of
2397 ==> this paragraph apply to the leader and the follower under the leader/
2398 ==> follower concept. Productivity includes the policies and practices
2399 ==> utilized by contractor management to assure that the most efficient
2400 ==> and cost effective manufacturing capability is available for the
2401 ==> production of defense hardware. It includes the interconnected areas
2402 ==> of design, production engineering, production planning and control,
2403 ==> labor utilization, sub-contracting and capital investment in modern
2404 ==> processes and equipment as they affect the cost and quality of
2405 ==> hardware.
2406 ==>
2407 ==> Establish and maintain a Productivity Improvement Program to reduce
2408 ==> manufacturing costs and increase productivity. A Productivity Program
2409 ==> Plan shall be developed and maintained which integrates on-going
2410 ==> internal contractor productivity initiatives with those efforts
2411 ==> required under this contract.
2412 ==>
2413 ==> Manufacturing Assessment Reviews. Manufacturing Assessment Reviews
2414 ==> (MARs) will be conducted periodically to evaluate contractor/subcon-
2415 ==> tractor progress in performance of the requirements of this contract.
2416 ==> Such reviews will be held at least once each quarter and will involve
2417 ==> 2 to 4 Government representatives for approximately one day (each
2418 ==> review). Such reviews will normally be held in conjunction with
2419 ==> Program Management Reviews.
2420 ==>
2421 ==> SOW: TAILOR MIL-STD-1528 TO ADD YOUR REQUIRED PRODUCTION MANAGEMENT
2422 ==> SYSTEM; ADD THE REQUIRED PARAGRAPHS TO THE TAILORING COLUMN.
2423 ==> COMPLETE THE PRODUCTION READINESS REVIEW TASK BY INSERTING
2424 ==> THE REQUIRED NUMBER OF PERSONNEL AND DAYS.
2425 ==>
2426 ==> IS THE FOLLOW-ON PRODUCTION EFFORT ESTIMATED TO EXCEED \$50 MILLION ?
2427 ==>
2428 ==> Production Engineering and Planning (PEP). Furnish the necessary
2429 ==> personnel, facilities, material, and supplies, and do all work
2430 ==> necessary for or incidental to performance of Production Engineering
2431 ==> and Planning for a smooth transition from development to production.

2432 ==> The contractor shall not duplicate any work or portion of work which
2433 ==> has already been tasked elsewhere in this contract. The PEP effort
2434 ==> will start upon successful completion of the critical design review.
2435 ==> PEP is intended to include all analysis, planning, and implementation
2436 ==> efforts required to support production in a cost effective manner and
2437 ==> on schedule as planned. It excludes actual manufacturing, production
2438 ==> testing and any re-design relating to performance. This contemplates
2439 ==> production at rates to be provided at the start of the PEP effort.
2440 ==> PEP requirements will be applied to major subcontractors as mutually
2441 ==> agreed between Government and Contractor.
2442 ==>
2443 ==> Select, assign, and designate an individual to be the contractor's
2444 ==> PEP Program Manager. It is expected that PEP Program Manager will
2445 ==> report directly to the contractor's System Program Manager and shall
2446 ==> have extensive production management experience on a program of the
2447 ==> magnitude and complexity of this System.
2448 ==>
2449 ==> Perform the PEP tasks on all hardware to the maximum extent possible.
2450 ==> The tasks shall encompass end item, major assemblies, subassemblies,
2451 ==> and piece parts. The documentation to be used for these efforts
2452 ==> shall include engineering drawings, system hardware specifications
2453 ==> and those manufacturing documents used to manufacture and inspect
2454 ==> the hardware procured under the engineering development contract.
2455 ==> The tasks will not encompass hardware provided as Government
2456 ==> Furnished Equipment (GFE) except to evaluate the conclusions of
2457 ==> PEP activities to assure the Government that there is no impact
2458 ==> on Interface Control Documents (ICS).
2459 ==>
2460 ==> Address PEP status in the regularly scheduled Program Management
2461 ==> Review (PMR) between the Government and the Contractor. These reviews
2462 ==> shall cover the latest status of the overall PEP effort with emphasis
2463 ==> on problems and achievements in the key management areas of cost,
2464 ==> schedule, and technical performance.
2465 ==>
2466 ==> Manufacturing Documentation. Prepare a manufacturing data package in
2467 ==> preparation for the production phase of the program. Only those items
2468 ==> which specifically apply to production planning for this program
2469 ==> should be addressed in response to this tasking. The nomenclature
2470 ==> may not correlate directly with contractor terminology, but should
2471 ==> be considered as representative of areas to be addressed.
2472 ==>
2473 ==> Manufacturing data package items:
2474 ==> Manufacturing Schedule
2475 ==> Engineering Release Procedures
2476 ==> Change Processing Procedures
2477 ==> Work Flow Description
2478 ==> Work Measurement Procedures
2479 ==> Production and Acceptance Test Procedures
2480 ==> Materials Handling Procedures to include:
2481 ==> Incoming Inspection
2482 ==> Material Issuance/Control
2483 ==> Kitting
2484 ==> Manufacturing Process Sheets

2485 ==> Manufacturing Methods Descriptions
2486 ==> Work Instructions
2487 ==> Tooling/Test Equipment Identification
2488 ==> Facilities Allocations
2489 ==>
2490 ==> The elements of the manufacturing data package are not to be delivered
2491 ==> to the Government but shall be available to the Government for review
2492 ==> during incremental production readiness reviews as appropriate.
2493 ==>
2494 ==> Production and Facility Planning. Plan for full scale production.
2495 ==> The production plan will be sufficiently comprehensive to enable the
2496 ==> government to 1) ascertain with a high degree of confidence that the
2497 ==> contractor has adequately evaluated and planned for production, 2)
2498 ==> verify conformance to the principles of MIL-STD-1528 (USAF), and
2499 ==> 3) monitor contractual effort to assure the timely and effective
2500 ==> execution of the production program. The Production Plan shall be
2501 ==> based on the schedule and quantities provided at the start of the
2502 ==> PEP effort. Production planning will specifically identify DRE
2503 ==> production needs in relation to other planned business.
2504 ==>
2505 ==>
2506 ==> Make or Buy. Perform a make or buy review IAW contractor procedures
2507 ==> which conform with the requirements of DAR 3-902 for all items of
2508 ==> systems hardware. The results of these reviews shall be integrated
2509 ==> into the overall production planning process. Rationale for changes
2510 ==> made to the Make/Buy List of the basic contract shall be made
2511 ==> available to the Government for review.
2512 ==>
2513 ==> Special Tooling and Special Test Equipment (ST/STE). Determine the
2514 ==> need for, identify, and do conceptual design for all ST/STE (as
2515 ==> defined in DAR B-102.5 and B-102.6) required to support the production
2516 ==> program. The conceptual design shall be suitable to meet the
2517 ==> production rates provided for planning purposes. A list of ST/STE
2518 ==> shall be provided, and submitted for the Government's approval.
2519 ==>
2520 ==> Inspection and Test. Develop an inspection and test concept for the
2521 ==> hardware commensurate with, and in support of, the production rates
2522 ==> provided for planning purposes. The inspection and test concept
2523 ==> shall make maximum use of procedures and equipment development
2524 ==> under the FSD contract and commercial test equipment.
2525 ==>
2526 ==> Long Lead Analysis. Analyze leadtimes for subassemblies, components
2527 ==> and materials and assess the impact of such leadtimes on anticipated
2528 ==> production schedules. Identify critical items in the narrative
2529 ==> portion of Program Schedule Milestone Reports.
2530 ==>
2531 ==>
2532 ==> The contractor may request authorization to acquire critical items in
2533 ==> advance of full production approval. Support any Government analysis
2534 ==> of the request for long lead release.
2535 ==>
2536 ==> Changes. Apply the same production engineering disciplines to the
2537 ==> consideration of design changes as is done on the initial designs.

2538 ==> These disciplines include but are not limited to: producibility
2539 ==> analysis, make or buy considerations, production planning, ST/STE
2540 ==> requirements, long leadtime/critical material evaluations,
2541 ==> development of work instructions, and production testing requirements.
2542 ==>
2543 ==> Workmanship. Insure that the hardware design resulting from the
2544 ==> FSD contract shall be appropriate for follow-on production and that
2545 ==> all conditions which would deter good workmanship in the production
2546 ==> hardware are eliminated during the development program.
2547 ==>
2548 ==> Industrial Modernization Incentive Program (IMIP). Accomplish a
2549 ==> preliminary analysis as a first step in initiating a possible IMIP
2550 ==> program as described in the IFPP. This preliminary analysis shall
2551 ==> be sufficiently detailed to support a feasibility assessment regarding
2552 ==> implementation of all or parts of an IMIP program. The preliminary
2553 ==> analysis shall be documented.
2554 ==>
2555 ==> Industrial Modernization Feasibility Studies. Accomplish limited
2556 ==> industrial modernization feasibility studies. These studies are
2557 ==> intended to provide information useful to the procuring activity
2558 ==> for planning future IMIPs.
2559 ==>
2560 ==> IFPP: ADD THE FOLLOWING TO THE IFPP UNDER MANUFACTURING MANAGEMENT:
2561 ==> "AIR FORCE ACQUISITIONS IN FULL SCALE DEVELOPMENT OR PRODUCTION
2562 ==> INCLUDE TECHNOLOGY MODERNIZATION (TECH MOD) PROGRAMS
2563 ==> AIMED AT IMPROVING FACTORY PRODUCTIVITY. IN SIMPLIFIED
2564 ==> TERMS, A TECHNOLOGY MODERNIZATION PROGRAM IS A THREE PHASE
2565 ==> EFFORT. PHASE I DIRECTS THE CONTRACTOR TO ANALYZE HIS
2566 ==> FACTORY, CONDUCT A COST SAVINGS BENEFIT ANALYSIS, AND
2567 ==> NOMINATE CANDIDATE PROJECTS FOR POTENTIAL PHASE II FUNDING.
2568 ==> IN PHASE II (GOVERNMENT/CONTRACTOR FUNDED), THE CONTRACTOR
2569 ==> IMPLEMENTS SUCCESSFULLY DEMONSTRATED MANUFACTURING PRO-
2570 ==> CESSSES AND EQUIPMENTS INTO HIS PRODUCTION FACILITY. THE
2571 ==> CONTRACTOR WILL HAVE AN OPPORTUNITY TO REALIZE A SATISFACTORY
2572 ==> RETURN ON INVESTMENTS IN PHASE III THROUGH CONTRACTUAL
2573 ==> INCENTIVES ON ON-GOING PRODUCTION CONTRACTS. THE NATURE
2574 ==> OF THESE INCENTIVES WILL BE SPELLED OUT IN A BUSINESS
2575 ==> AGREEMENT."
2576 ==>
2577 ==> IS THE FOLLOW-ON PRODUCTION EFFORT ESTIMATED TO RANGE BETWEEN
2578 ==> \$10 - 50 MILLION ?
2579 ==>
2580 ==> Production Planning. All production engineering and production
2581 ==> planning efforts shall be accomplished in a manner that maximizes
2582 ==> the feasibility of effective competition in any follow-on production
2583 ==> program. The contractor's efforts under this task will be reviewed
2584 ==> in all design reviews and may be included as an agenda item by the
2585 ==> Government at program management reviews. The contractor shall
2586 ==> identify in Program Status Reports all know areas that would impact
2587 ==> on the feasibility of competition for production.
2588 ==>
2589 ==> Industrial Modernization Incentive Program (IMIP). Limited
2590 ==> industrial modernization feasibility studies shall include the

2591 ==> analysis of manufacturing technologies (advanced and contemporary)
 2592 ==> applicable to the hardware expected in this program. These studies
 2593 ==> shall identify potential high cost manufacturing drivers and recommend
 2594 ==> specific areas for possible emphasis in any future IMIP program.
 2595 ==> Study results shall be documented in a TECH MOD feasibility report.
 2596 ==> Reference the IFPP for a description of the IMIP.
 2597 ==>
 2598 ==> IFPP: ADD THE FOLLOWING TO THE IFPP UNDER MANUFACTURING MANAGEMENT:
 2599 ==> "AIR FORCE ACQUISITIONS IN FULL SCALE DEVELOPMENT OR
 2600 ==> PRODUCTION INCLUDE TECHNOLOGY MODERNIZATION (TECH MOD)
 2601 ==> PROGRAMS AIMED AT IMPROVING FACTORY PRODUCTIVITY. IN
 2602 ==> SIMPLIFIED TERMS, A TECHNOLOGY MODERNIZATION PROGRAM IS A
 2603 ==> THREE PHASE EFFORT. PHASE I DIRECTS THE CONTRACTOR TO
 2604 ==> ANALYZE HIS FACTORY, CONDUCT A COST SAVINGS BENEFIT
 2605 ==> ANALYSIS, AND NOMINATE CONDIDATE PROJECTS FOR POTENTIAL
 2606 ==> PHASE II FUNDING. IN PHASE II (GOVERNMENT/CONTRACTOR
 2607 ==> FUNDED), THE CONTRACTOR IMPLEMENTS SUCCESSFULLY DEMON-
 2608 ==> STRATED MANUFACTURING PROCESSES AND EQUIPMENTS INTO HIS
 2609 ==> PRODUCTION FACILITY. THE CONTRACTOR WILL HAVE AN OP-
 2610 ==> PORTUNITY TO REALIZE A SATISFACTORY RETURN ON INVESTMENTS
 2611 ==> IN PHASE III THROUGH CONTACTUAL INCENTIVES ON ON-GOING
 2612 ==> PRODUCTION CONTRACTS. THE NATURE OF THESE INCENTIVES
 2613 ==> WILL BE SPELLED OUT IN A BUSINESS AGREEMENT."
 2614 ==>
 2615 ==> SOW: CONTACT THE PRODUCT ENGINEERING SUPPORT OFFICER (PESO) IN
 2616 ==> ESD/ALM FOR ASSISTANCE.
 2617 ==>
 2618 ==> SOW: CONTACT THE PRODUCT ENGINEERING SUPPORT OFFICER (PESO) IN
 2619 ==> ESD/ALM FOR ASSISTANCE.
 2620 ==>
 2621 ==> IS THE FOLLOW-ON PRODUCTION EFFORT ESTIMATED TO BE LESS THAN
 2622 ==> \$10 MILLION ?
 2623 ==>
 2624 ==> SOW: CONTACT THE PRODUCT ENGINEERING SUPPORT OFFICER (PESO) IN
 2625 ==> ESD/ALM FOR ASSISTANCE.
 2626 ==>
 2627 ==> IS CONFIGURATION MANAGEMENT APPLICABLE TO THIS PROGRAM ?
 2628 ==>
 2629 ==> CAUTION: CONFIGURATION MANAGEMENT IS REQUIRED IF ANY OF THE
 2630 ==> FOLLOWING APPLY:
 2631 ==> 1. THE SYSTEM IS CLASSIFIED AS A MAJOR SYSTEM PER
 2632 ==> DODD 5000.1;
 2633 ==> 2. THE ACQUISITION REQUIRES THE USE OF AF 800 SERIES
 2634 ==> REGULATIONS;
 2635 ==> 3. THE SYSTEM/ITEM IS BEING DEVELOPED WITH SOME GOVERNMENT
 2636 ==> FUNDS;
 2637 ==> 4. THE SYSTEM/ITEM INTERFACES WITH ITEMS UNDER
 2638 ==> DEVELOPMENT OR IN PRODUCTION;
 2639 ==> 5. THE SYSTEM/ITEM IS COMPATIBLE WITH EXISTING/PLANNED
 2640 ==> MAINTENANCE PROGRAMS.
 2641 ==>
 2642 ==>
 2643 ==>

2644 ==>
 2645 ==>
 2646 ==> Configuration Management does not apply. "
 2647 ==> HAS THE CONTRACTOR'S CONFIGURATION MANAGEMENT SYSTEM BEEN PREVIOUSLY
 2648 ==> VALIDATED BY THE GOVERNMENT ? "
 2649 ==> CDRL: DI-E-3108 APPLIES. TAILOR AS REQUIRED. "
 2650 ==> "
 2651 ==> HAVE ANY NEW OR ADDITIONAL CONFIGURATION MANAGEMENT REQUIREMENTS NOT
 2652 ==> PREVIOUSLY REQUIRED BEEN INVOKED ? "
 2653 ==> "
 2654 ==> CDRL: DI-E-3108 APPLIES. TAILOR AS REQUIRED. "
 2655 ==> "
 2656 ==> IS INTERFACE CONTROL REQUIRED ?
 2657 ==>
 2658 ==> CAUTION: INTERFACE CONTROL IS REQUIRED IF ANY OF THE FOLLOWING APPLY:
 2659 ==> 1. MORE THAN ONE PRIME CONTRACTOR IS ANTICIPATED;
 2660 ==> 2. MORE THAN ONE GOVERNMENT AGENCY IS INVOLVED;
 2661 ==> 3. THE SYSTEM/ITEM INTERFACES WITH ITEMS UNDER
 2662 ==> DEVELOPMENT OR PRODUCTION;
 2663 ==> 4. THE SYSTEM/ITEM IS COMPATIBLE WITH EXISTING/PLANNED
 2664 ==> MAINTENANCE PROGRAMS;
 2665 ==> 5. THE SYSTEM/ITEM IS CONSIDERED COMPLEX WITH A HIGH
 2666 ==> TECHNOLOGICAL RISK. "
 2667 ==>
 2668 ==>
 2669 ==>
 2670 ==>
 2671 ==>
 2672 ==>
 2673 ==> WILL THE CONTRACTOR BE REQUIRED TO ESTABLISH AND CHAIR AN INTERFACE
 2674 ==> CONTROL WORKING GROUP (ICWG) ? "
 2675 ==> "
 2676 ==> The contractor shall establish and chair an Interface Control Working
 2677 ==> Group (ICWG) which shall have the following responsibilities: "
 2678 ==> "
 2679 ==> SOW: COORDINATE WITH SYSTEM ENGINEERING. SET FORTH THE CONTRACTOR'S
 2680 ==> RESPONSIBILITIES AS THE CHAIRMAN OF THE INTERFACE CONTROL WORK-
 2681 ==> ING GROUP. "
 2682 ==> "
 2683 ==> CDRL: DI-E-7031 APPLIES FOR INTERFACE CONTROL DRAWINGS. TAILOR AS
 2684 ==> REQUIRED. "
 2685 ==> "
 2686 ==> WILL THE CONTRACTOR BE REQUIRED TO BE A MEMBER OF AN INTERFACE CONTROL
 2687 ==> WORKING GROUP (ICWG) ? "
 2688 ==> "
 2689 ==> The contractor/subcontractor shall provide a representative to the
 2690 ==> Interface Control Working Group (ICWG), who will have the following
 2691 ==> responsibilities: "
 2692 ==> "
 2693 ==> SOW: COORDINATE WITH SYSTEM ENGINEERING, AND SET FORTH THE CONTRACT-
 2694 ==> OR'S RESPONSIBILITIES AS A MEMBER OF THE INTERFACE CONTROL WORK-
 2695 ==> ING GROUP (ICWG). "
 2696 ==> "

2697 ==> CDRL: DI-E-7031 APPLIES FOR INTERFACE CONTROL DRAWINGS. TAILOR AS
 2698 ==> REQUIRED.
 2699 ==>

2700 ==> IF THE USE OF AN INTERFACE CONTROL WORKING GROUP (ICWG) IS NOT APPLIC-
 2701 ==> ABLE, WILL THE CONTRACTOR HAVE OTHER RESPONSIBILITIES FOR INTERFACE
 2702 ==> CONTROL ACTIVITY ?
 2703 ==>

2704 ==> SOW: COORDINATE WITH SYSTEM ENGINEERING, AND SET FORTH THE CONTRACT-
 2705 ==> OR'S RESPONSIBILITIES FOR INTERFACE CONTROL ACTIVITIES.
 2706 ==>

2707 ==> CDRL: DI-E-7031 APPLIES FOR INTERFACE CONTROL DRAWINGS. TAILOR AS
 2708 ==> REQUIRED.
 2709 ==>

2710 ==> IS THE CONTRACTOR RESPONSIBLE FOR FURTHER DEFINING AND UPDATING THE
 2711 ==> FUNCTIONAL CONFIGURATION IDENTIFICATION AND/OR BASELINE, ESTABLISHED
 2712 ==> DURING THE VALIDATION PHASE ?
 2713 ==>

2714 ==> Reference MIL-STD-483, PARA 3.15 (Quality Assurance Provisions);
 2715 ==> change as follows: A verification matrix shall be included in Section
 2716 ==> 4 of all specifications prepared per the appendices of this standard.
 2717 ==> CDRL: DI-E-3117, SYS SEG SPEC, MAY ALSO BE APPLICABLE. ADD AND
 2718 ==> TAILOR WHEN REQUIRED.
 2719 ==>

2720 ==> IS THE CONTRACTOR RESPONSIBLE FOR ESTABLISHING OR FURTHER DEFINING THE
 2721 ==> ALLOCATED CONFIGURATION IDENTIFICATION AND BASELINES ?
 2722 ==>

2723 ==> Reference MIL-STD-483, PARA 3.15 (Quality Assurance Provisions);
 2724 ==> change as follows: A verification matrix shall be included in Section
 2725 ==> 4 of all specifications prepared per the appendices of this standard.
 2726 ==> The allocated specifications shall be prepared as Part I of two part
 2727 ==> specifications IAW para 3.1.4. of MIL-STD-490.
 2728 ==> CDRL: DI-E-3120A AND DI-E-3119B NORMALLY APPLY. TAILOR AS REQUIRED.
 2729 ==> CDRL: THE FOLLOWING DATA ITEMS MAY ALSO BE APPLICABLE:
 2730 ==> DI-E-3104,
 2731 ==> DI-E-3105,
 2732 ==> DI-E-30130A.
 2733 ==>

2734 ==> IS THE CONTRACTOR RESPONSIBLE FOR DEFINING AND ESTABLISHING THE
 2735 ==> PRODUCT CONFIGURATION IDENTIFICATION AND BASELINE ?
 2736 ==>

2737 ==> Reference MIL-STD-483, PARA 3.15 (Quality Assurance Provisions);
 2738 ==> change as follows: A verification matrix shall be included in Section
 2739 ==> 4 of all specifications prepared per the appendices of this standard.
 2740 ==> The product specifications shall be prepared as Part II of two part
 2741 ==> specifications IAW para 3.1.4. of MIL-STD-490.
 2742 ==> CDRL: DI-E-3130A AND DI-E-3120B NORMALLY APPLY. TAILOR AS REQUIRED.
 2743 ==> CDRL: THE FOLLOWING DATA ITEMS MAY ALSO BE APPLICABLE:
 2744 ==> DI-E-3104,
 2745 ==> DI-E-3105,
 2746 ==> DI-E-3130,
 2747 ==> DI-E-3131,
 2748 ==> DI-E-3132,
 2749 ==> DI-E-30130A.

2750 ==>
 2751 ==> IS THE CONTRACTOR RESPONSIBLE FOR MAINTAINING THE HARDWARE SPECIFICA-
 2752 ==> TIONS THAT HAVE BEEN BASELINED ?
 2753 ==>
 2754 ==> CDRL: DATA ITEM DI-E-3106 IS APPLICABLE. TAILOR AS REQUIRED.
 2755 ==>
 2756 ==> IS THE CONTRACTOR RESPONSIBLE FOR MAINTAINING THE SOFTWARE SPECIFICA-
 2757 ==> TIONS THAT HAVE BEEN BASELINED ?
 2758 ==>
 2759 ==> CDRL: THE FOLLOWING DATA ITEMS ARE APPLICABLE; TAILOR AS REQUIRED:
 2760 ==> DI-E-3121,
 2761 ==> DI-E-3122,
 2762 ==> DI-E-3123.
 2763 ==>
 2764 ==> WILL ENGINEERING DRAWINGS AND SPECIFICATIONS BE PREPARED FOR HARDWARE
 2765 ==> AND SOFTWARE CONFIGURATION ITEMS THAT ARE TO BE DEVELOPED, PROCURED
 2766 ==> AND/OR DELIVERED ?
 2767 ==>
 2768 ==> SOW: MIL-STD-481A MAY BE USED IN LIEU OF DOD-STD-480A
 2769 ==> FOR SOME ACQUISITIONS, HOWEVER
 2770 ==> THE PROCUREMENT ACTIVITY MUST THEN ASSUME THE RESPONSIBILITY
 2771 ==> FOR DETERMINATION OF POSSIBLE EFFECTS OF THE ENGINEERING CHANGE
 2772 ==> ON HIGHER LEVELS OR ASSOCIATED ITEMS. CAUTION: DO NOT USE
 2773 ==> MIL-STD-481A WITHOUT CONSULTING WITH THE STAFF OPR.
 2774 ==> DO NOT USE MIL-STD-481 AND DOD-STD-480 AT THE SAME TIME!
 2775 ==> CDRL: DATA ITEMS DI-E-3127, DI-E-3128, AND DI-E-3129 ARE APPLICABLE.
 2776 ==> TAILOR AS REQUIRED.
 2777 ==> ADD THE FOLLOWING TO THE BACKUP SHEET OF DATA ITEM DI-E-3128:
 2778 ==> PRIOR TO PREPARATION OF A FORMAL ECP, THE CONTRACTOR SHALL
 2779 ==> NOTIFY THE GOVERNMENT OF ITS INTENT TO SUBMIT A PROPOSAL
 2780 ==> VIA AN ADVANCE CHANGE STUDY NOTICE (ACSN). EMERGENCY,
 2781 ==> URGENT, COMPATIBILITY AND RECORD TYPE ECPs DO NOT REQUIRE
 2782 ==> AN ACSN PRIOR TO SUBMITTAL.
 2783 ==>
 2784 ==> WILL MULTIPLE SYSTEMS BE INSTALLED AT FIXED SITES ?
 2785 ==>
 2786 ==> CDRL: DI-E-3116 APPLIES. TAILOR AS REQUIRED.
 2787 ==>
 2788 ==> WILL THE SYSTEM CONTAIN HARDWARE/SOFTWARE OF: NEW DESIGNS,
 2789 ==> MODIFICATIONS TO EXISTING DESIGNS OR NEW SOURCES ?
 2790 ==>
 2791 ==> SOW: A FUNCTIONAL CONFIGURATION AUDIT (FCA) IS NORMALLY ACCOMPLISHED
 2792 ==> DURING FULL SCALE DEVELOPMENT AND IS REQUIRED FOR EACH CI/CPCI.
 2793 ==>
 2794 ==> SOW: A FORMAL QUALIFICATION REVIEW (FQR) IS NORMALLY COMBINED
 2795 ==> WITH THE FCA. COORDINATE WITH THE STAFF SYSTEM ENGINEERING,
 2796 ==> TEST, AND CONFIGURATION MANAGEMENT SPECIALISTS.
 2797 ==>
 2798 ==> SOW: WHEN THE PROTOTYPE OR PREPRODUCTION ARTICLE IS NOT REPRESENTA-
 2799 ==> TIVE OF THE PRODUCTION UNIT, THE FCA MUST BE DEFERED UNTIL THE
 2800 ==> FIRST PRODUCTION ARTICLE.
 2801 ==>
 2802 ==> SOW: THE FCA SHOULD ALWAYS BE CONDUCTED ON THE ITEM THAT IS REPRESEN-

2803 ==> TATIVE OF THE CONFIGURATION TO BE RELEASED FOR PRODUCTION
 2804 ==> QUANTITIES.
 2805 ==>
 2806 ==> SOW: THE FCA MUST BE ACCOMPLISHED BEFORE THE PHYSICAL CONFIGURATION
 2807 ==> AUDIT (PCA).
 2808 ==>
 2809 ==>
 2810 ==> CDRL: DI-E-3118 AND DI-A-3029 APPLY. COORDINATE WITH SYSTEMS
 2811 ==> ENGINEERING AND TEST TO ENSURE THAT THESE DATA ITEMS HAVE NOT
 2812 ==> BEEN DUPLICATED.
 2813 ==>
 2814 ==> HAS THE DEVELOPMENT CONTRACTOR BEEN PRESELECTED FOR THE PRODUCTION
 2815 ==> PHASE ?
 2816 ==>
 2817 ==> SOW: A PHYSICAL CONFIGURATION AUDIT (PCA) WILL BE ACCOMPLISHED ON THE
 2818 ==> FIRST PRODUCTION ARTICLE DURING THE PRODUCTION PHASE.
 2819 ==>
 2820 ==> SOW: CAUTION - PCAs ARE GENERALLY CONDUCTED DURING PRODUCTION, HOW-
 2821 ==> EVER IF THE PRODUCTION CONTRACTOR HAS NOT BEEN PRESELECTED, THE
 2822 ==> PCA SHALL BE ACCOMPLISHED DURING FULL SCALE DEVELOPMENT.
 2823 ==> SELECT A CI THAT IS MOST REPRESENTATIVE OF THE PRODUCTION UNIT
 2824 ==> FOR THE PCA.
 2825 ==>
 2826 ==> CDRL: DI-E-3118 AND DI-A-3029 APPLY. COORDINATE WITH SYSTEMS
 2827 ==> ENGINEERING AND TEST TO ENSURE THAT THESE DATA ITEMS HAVE NOT
 2828 ==> BEEN DUPLICATED.
 2829 ==>
 2830 ==> IS A FORMAL QUALIFICATION REVIEW (FQR) REQUIRED ?
 2831 ==>
 2832 ==> CAUTION: FQRs ARE REQUIRED WHEN CONFIGURATION ITEMS (CIs) REQUIRE
 2833 ==> QUALIFICATION AT THE SYSTEM LEVEL.
 2834 ==>
 2835 ==> SOW: A FORMAL QUALIFICATION REVIEW (FQR) IS GENERALLY COMBINED WITH A
 2836 ==> FUNCTIONAL CONFIGURATION AUDIT (FCA).
 2837 ==>
 2838 ==> SOW: COORDINATE WITH SYSTEMS ENGINEERING AND TEST TO ENSURE THIS
 2839 ==> REQUIREMENT HAS NOT BEEN DUPLICATED.
 2840 ==>
 2841 ==> CDRL: DI-E-3118 AND DI-A-3029 APPLY. COORDINATE WITH SYSTEMS
 2842 ==> ENGINEERING AND TEST TO ENSURE THAT THESE DATA ITEMS HAVE NOT
 2843 ==> BEEN DUPLICATED.
 2844 ==>
 2845 ==> IS A FORMAL QUALIFICATION REVIEW (FQR) REQUIRED ?
 2846 ==>
 2847 ==> WILL STATUS ACCOUNTING REPORTS BE REQUIRED IN ADDITION TO THE CONFIGU-
 2848 ==> RATION ITEM DEVELOPMENT RECORDS ?
 2849 ==>
 2850 ==> CDRL: DI-E-3133 APPLIES. TAILOR AS REQUIRED.
 2851 ==>
 2852 ==> CDRL: DI-E-3107 MAY ALSO APPLY.
 2853 ==>
 2854 ==> CDRL: MODIFY DI-E-3133 TO INDICATE WHICH TYPE OF REPORTS ARE RE-
 2855 ==> QUIRED AND WHETHER THEY ARE TO BE MANUALLY OR MACHINE PREPARED.

2856 ==>
 2857 ==> WILL CONTRACTOR DATA BE REQUIRED ?
 2858 ==>
 2859 ==> See the Contract Data Requirements List (CDRL), the Schedule and
 2860 ==> General Provisions of the contract for data requirements.
 2861 ==> CDRL: PREPARATION AND DELIVERY OF DATA ARE FUNCTIONS OF THE CDRL AND
 2862 ==> ACCOMPLISHED THROUGH THE DATA CALL. A DRAFT CDRL IS AUTOMATI-
 2863 ==> CALLY MADE WHEN RUNNING CGADS FOR AN SOW. IT SHOULD BE USED AS
 2864 ==> A BASE DOCUMENT FOR DATA CALL. CONTACT YOUR PROGRAM OFFICE
 2865 ==> DATA MANAGER FOR ASSISTANCE.
 2866 ==> CONTRACT: THE GENERAL PROVISIONS OF THE CONTRACT COVER SUCH ITEMS AS:
 2867 ==> DATA RIGHTS, PRICING, REQUIREMENTS, AND THE ACCESSION
 2868 ==> LIST. CONTACT YOUR BUYER OR PCO FOR ASSISTANCE.
 2869 ==> IS HARDWARE BEING DEVELOPED ?
 2870 ==>
 2871 ==> See the CDRL for Engineering Data requirements.
 2872 ==> SOW: NO STATEMENT IS REQUIRED IN THE SOW, HOWEVER ENGINEERING DATA IS
 2873 ==> REQUIRED AND MUST BE ACQUIRED THROUGH THE CDRL.
 2874 ==>
 2875 ==> CDRL: THE DATA ITEMS THAT PROVIDE ENGINEERING DATA (DRAWINGS) OR THE
 2876 ==> INFORMATION THAT ENABLES THE PROGRAM OFFICE TO DECIDE THE TYPE
 2877 ==> OF DATA REQUIRED CONSISTS OF COMBINATIONS OF THE FOLLOWING:
 2878 ==> DI-E-7031/M, DI-E-3148, DI-P-3461, DI-P-3472, AND DI-P-3473.
 2879 ==>
 2880 ==> Engineering Data requirements are not applicable.
 2881 ==> IS NEW EQUIPMENT BEING DESIGNED OR DEVELOPED, OR WILL COMMERCIAL
 2882 ==> MATERIAL OR EQUIPMENT REQUIRE IDENTIFICATION FOR USE BY THE U.S.
 2883 ==> GOVERNMENT ?
 2884 ==>
 2885 ==> CDRL: DI-E-3216A APPLIES; TAILOR AS REQUIRED.
 2886 ==>
 2887 ==> WILL SCIENTIFIC AND TECHNICAL INFORMATION (STINFO) REPORTING BE
 2888 ==> REQUIRED ?
 2889 ==>
 2890 ==> CAUTION: STINFO IS ALWAYS REQUIRED BY THE GOVERNMENT DURING THIS
 2891 ==> PHASE TO MINIMIZE DUPLICATION AND CONSERVE RESOURCES!
 2892 ==> YOU SHOULD ENTER A YES RESPONSE!
 2893 ==>
 2894 ==> See the Schedule of the contract, Section H.48 and the CDRL.
 2895 ==> CDRL: DI-S-3591 IS USED TO ACQUIRE STINFO. THIS DATA ITEM MUST BE
 2896 ==> REVIEWED AND APPROVED BY THE PROJECT OFFICER.
 2897 ==>
 2898 ==> YOU SHOULD CHANGE YOUR RESPONSE TO YES FOR THIS QUESTION.
 2899 ==>
 2900 ==> WILL PHOTOGRAPHIC DOCUMENTATION BE REQUIRED ?
 2901 ==>
 2902 ==> Plan, manage, and accomplish photographic documentation of selected
 2903 ==> program milestones. The documentation shall be integrated with the
 2904 ==> Development Test and Evaluation (DT&E) programs. Ensure that
 2905 ==> subcontractor efforts are complementary.
 2906 ==> SOW: LIST SELECTED EVENTS, ITEMS OR EFFORTS. IF APPROPRIATE, TWO OR
 2907 ==> MORE ASSOCIATED EVENTS, ITEMS, OR EFFORTS MAY BE ASSEMBLED AS
 2908 ==> ONE FILM CLIP. THE PROFESSIONAL ASSISTANCE OF THE STAFF PHOTO-

2909 ==> GRAPHIC OFFICER IS ESSENTIAL BEFORE NEGOTIATING FOR CONTRACTOR
 2910 ==> PLANS AND SPECIFIC REQUIREMENTS.
 2911 ==>
 2912 ==> CDRL: DI-A-3006, DI-A-3011, AND DI-A-3013 APPLY; TAILOR AS REQUIRED.
 2913 ==>
 2914 ==> CDRL: THE FOLLOWING DATA ITEMS SHOULD BE CONSIDERED:
 2915 ==> DI-A-3010 MOTION PICTURE FILM CLIPS
 2916 ==> DI-A-3012 COMPLETE MOTION PICTURE FILM REPORTS
 2917 ==> DI-A-3024 PRESENTATION MATERIAL
 2918 ==> DI-H-5521 TECHNICAL PRESENTATIONS FOR VIDEOTAPING
 2919 ==> UDI-M-21110 ARTWORK, GRAPHIC (A/V) AIDS
 2920 ==> UDI-E-20136 DATA, GRAPHIC AND TEXTUAL PRESENTATIONS
 2921 ==>
 2922 ==> CDRL: THE PROGRAM OFFICE MAY TAILOR DI-A-3006 TO INCLUDE VIDEOTAPE,
 2923 ==> GRAPHICS OR OTHER A/V MEDIA.
 2924 ==>
 2925 ==> IS A SYSTEM BEING DESIGNED, DEVELOPED OR MANUFACTURED?
 2926 ==>
 2927 ==> SOW: A PRELIMINARY CONTRACT WORK BREAKDOWN STRUCTURE (CWBS) AND
 2928 ==> DICTIONARY TAILORED TO THE SPECIFIC CONTRACT USING MIL-STD-881A
 2929 ==> AS A GUIDE MUST BE PREPARED BY THE PROGRAM OFFICE AND INCLUDED
 2930 ==> AS PART OF THE CONTRACT SOW. CONTRACT LINE ITEMS, CONFIGURATION
 2931 ==> ITEMS, THE CONTRACT SPECIFICATION TREE AND CONTRACTOR RESPONSE/S
 2932 ==> TO THE RFP MUST BE CORRELATED WITH OR EXPRESSED IN TERMS OF THE
 2933 ==> PRELIMINARY CWBS. TAILORING OF MIL-STD-881 IS REQUIRED. DO NOT
 2934 ==> RESTATE REQUIREMENTS. SIMPLY CALL OUT PARAGRAPH NUMBERS.
 2935 ==>
 2936 ==> CDRL: DI-A-3023 APPLIES. MODIFY FOR MAINTENANCE AND UPDATING.
 2937 ==>
 2938 ==> CONTRACT: REF MIL-STD-881A PARA 5.3.3. THE PROGRAM OFFICE SHALL
 2939 ==> PLACE IN THE CONTRACT THE CWBS LEVELS AT WHICH THE COST
 2940 ==> ACCUMULATIONS SHALL BE REPORTED TO THE GOVERNMENT. SEE
 2941 ==> YOUR BUYER OR PCO FOR ASSISTANCE.
 2942 ==>
 2943 ==> IS THIS CONTRACT FIRM-FIXED PRICE ?
 2944 ==>
 2945 ==> SOW: COST INFORMATION SYSTEMS ARE NOT REQUIRED FOR FIRM-FIXED PRICE
 2946 ==> CONTRACTS, BUT MAY BE AUTHORIZED BY THE FIELD COMMAND FOCAL
 2947 ==> POINT (AT ESD, THE OPR IS ACCI).
 2948 ==>
 2949 ==> SOW: COST INFORMATION SYSTEMS ARE NOT REQUIRED FOR FIRM-FIXED PRICE
 2950 ==> CONTRACTS, BUT MAY BE AUTHORIZED BY THE FIELD COMMAND FOCAL
 2951 ==> POINT (AT ESD, THE OPR IS ACCI).
 2952 ==>
 2953 ==> WILL THIS CONTRACT BE FOR \$2 MILLION TO \$40 MILLION RESEARCH AND
 2954 ==> DEVELOPMENT ?
 2955 ==>
 2956 ==> See the General Provisions of this contract.
 2957 ==> CONTRACT: APPLY AFSC/DAR SUP 7-2003.101 (SOLICITATION CLAUSE) AND
 2958 ==> AFSC/DAR SUP 7-104.201 (CONTRACT CLAUSE) TO THE GENERAL
 2959 ==> PROVISIONS OF THE CONTRACT IF THE ESTIMATED COST EXCEEDS
 2960 ==> \$10 MILLION.
 2961 ==> CDRL: FOR DI-F-6010A, SPECIFY IN BLOCK 16 THE LEVEL OF REPORTING

2962 ==> (NORMALLY LEVEL 3). PROVIDE AS BACK-UP THE AUTOMATED FINANCIAL
 2963 ==> ANALYSIS (AFA) PROGRAM. IN BLOCK 16 STATE, "DELIVER ONE
 2964 ==> MAGNETIC TAPE. SPECIFIC INSTRUCTIONS FOR THIS TAPE ARE
 2965 ==> INCLUDED IN THE BACK-UP."
 2966 ==>
 2967 ==> NOTE: AFSC SUP 1, PARA 4d(1) TO AFR 800-6. "FOR CONTRACTS WITH A
 2968 ==> PRICE OF \$10 MILLION OR GREATER THAT ARE NOT FFP, THE C/SSR
 2969 ==> IS MANDATORY IF THE CPR IS NOT OBTAINED. FOR CONTRACTS
 2970 ==> BETWEEN \$2 MILLION AND \$10 MILLION THAT ARE NOT FFP, THE
 2971 ==> C/SSR IS REQUIRED PROVIDED THE CPR IS NOT OBTAINED; BUT MAY
 2972 ==> BE WAIVED BY THE FIELD COMMAND FOCAL POINT (ESD/ACCI). WHEN
 2973 ==> THE C/SSR IS REQUIRED, THE STANDARD AFSC DAR SUPPLEMENT
 2974 ==> SOLICITATION AND CONTRACT CLAUSES (7-2003.101 AND 7-104.201)
 2975 ==> WILL BE USED. THESE CLAUSES ARE MANDATORY WHEN C/SSRS ARE
 2976 ==> APPLIED TO CONTRACTS VALUED AT \$10 MILLION OR GREATER."
 2977 ==>
 2978 ==> FOR CONTRACTS UNDER \$2 MILLION, COST REPORTING SYSTEMS ARE NOT
 2979 ==> REQUIRED. FOR COSTS OVER \$40 MILLION, COST/SCHEDULE CONTROL SYSTEMS
 2980 ==> CRITERIA (C/SCSC) MUST BE USED.
 2981 ==>
 2982 ==> IS THIS CONTRACT FIRM-FIXED PRICE ?
 2983 ==>
 2984 ==> COST/SCHEDULE CONTROL SYSTEM DOES NOT APPLY.
 2985 ==>
 2986 ==> SOW: ON FIRM-FIXED PRICE CONTRACTS, THE GOVERNMENT HAS NO RIGHT TO
 2987 ==> TRACK COSTS AND THEREFORE COST/SCHEDULE CONTROL SYSTEMS IS NOT
 2988 ==> WARRENTED.
 2989 ==>
 2990 ==> WILL THIS CONTRACT BE \$40 MILLION OR GREATER FOR RESEARCH AND
 2991 ==> DEVELOPMENT ?
 2992 ==>
 2993 ==> See the General Provisions of this contract.
 2994 ==> CONTRACT: APPLY DAR 7-2003.43 (SOLICITATION CLAUSE) AND DAR 7-104.87
 2995 ==> (CONTRACT CLAUSE) TO THE GENERAL PROVISIONS OF THE CON-
 2996 ==> TRACT.
 2997 ==>
 2998 ==> CDRL: DI-F-6000C, DI-F-6004B, DI-F-6006 THRU DI-F-6009 APPLY;
 2999 ==> TAILOR AS REQUIRED.
 3000 ==>
 3001 ==> FOR CONTRACTS UNDER \$40 MILLION, COST/SCHEDULE CONTROL SYSTEMS ARE NOT
 3002 ==> REQUIRED (COST INFORMATION SYSTEMS WILL BE USED).
 3003 ==>
 3004 ==> DOES THIS PROGRAM REQUIRE A UNIQUE METHOD OF SCHEDULE MANAGEMENT ?
 3005 ==>
 3006 ==> CAUTION: A NO RESPONSE IS LIKELY SINCE, IF POSSIBLE, WE SHOULD NOT
 3007 ==> INTERFERE WITH THE CONTRACTOR'S NORMAL INTERNAL PROCEDURES.
 3008 ==>
 3009 ==> SOW: CLEARLY AND CONCISELY TASK THE CONTRACTOR TO COMPLY WITH YOUR
 3010 ==> UNIQUE SCHEDULE MANAGEMENT REQUIREMENTS.
 3011 ==>
 3012 ==> CDRL: DI-A-3007 APPLIES; TAILOR AS REQUIRED. DI-A-3009 AND DI-A-2024
 3013 ==> MAY BE APPLICABLE.
 3014 ==>

3015 ==> Schedule Management is a requirement of this contract. The contract-
 3016 ==> or's normal internal procedures are acceptable. See the CDRL.
 3017 ==> SOW: THE GOVERNMENT DOES NOT IMPOSE A STYLE OF SCHEDULING ON THE
 3018 ==> CONTRACTOR. IT DOES EXPECT GOOD BUSINESS PRACTICE IN DEVELOPING
 3019 ==> AND MANAGING A SCHEDULE. PROGRAM REVIEWS SHOULD BE SCHEDULED
 3020 ==> DEPENDING ON THE ACQUISITION.
 3021 ==>
 3022 ==> CDRL: DI-A-3007 APPLIES; TAILOR AS REQUIRED. DI-A-3009 AND DI-A-2024
 3023 ==> MAY APPLY; REVIEW FOR TAILORING TO YOUR PROGRAM.
 3024 ==>
 3025 ==> DO YOU REQUIRE DOCUMENTATION ON SUPPORT FACTORS FOR THE NEW SYSTEM ?
 3026 ==>
 3027 ==> NOTE: THESE FACTORS INCLUDE: MOBILITY REQUIREMENTS, DEPLOYMENT
 3028 ==> SCENARIOS, MISSION FREQUENCY, BASING CONCEPTS, SERVICE LIFE,
 3029 ==> ETC. FOR BOTH PEACETIME AND WARTIME. IF THIS TASK WAS
 3030 ==> PERFORMED IN AN EARLIER PHASE, YOU MAY WISH TO ONLY UPDATE
 3031 ==> IT NOW.
 3032 ==>
 3033 ==> NOTE: AN LSA PLAN IS MANDATORY. PLEASE RESPOND ACCORDINGLY TO
 3034 ==> FOLLOWING QUESTIONS.
 3035 ==>
 3036 ==> SOW: REF: MIL-STD-1388-1A, TASK 201: THIS TASK MAY BE DONE BY THE
 3037 ==> GOVERNMENT, THE CONTRACTOR, OR AS A JOINT EFFORT. IF THE TASK
 3038 ==> IS PUT ON CONTRACT, THE GOVERNMENT WILL HAVE TO SUPPLY A SIGNI-
 3039 ==> FICANT AMOUNT OF DATA TO THE CONTRACTOR.
 3040 ==>
 3041 ==> SOW: IF YOU WISH TO UPDATE AN EXISTING USE STUDY, APPLY ONLY TASK
 3042 ==> 201.2.4.
 3043 ==>
 3044 ==>
 3045 ==> SOW: LSA IS TO BE APPLIED TO ALL AIR FORCE MANAGED ACQUISITION
 3046 ==> PROGRAMS PER DIRECTION OF DOD DIRECTIVE 5000.39, AFR 800-8
 3047 ==> AND AFLC/AFSCR 800-36. THE CURRENT GUIDANCE DOCUMENTS ARE
 3048 ==> MIL-STD-1388-1A AND DARCOM-P-750-16. A WAIVER IS REQUIRED
 3049 ==> IF YOU DO NOT USE LSA. CONTACT THE LSA STAFF SPECIALIST FOR
 3050 ==> FURTHER ASSISTANCE.
 3051 ==>
 3052 ==> CDRL: REF: MIL-STD-1388-1A: FOR TASK 201, DI-S-7115 APPLIES; TAILOR
 3053 ==> AS REQUIRED.
 3054 ==>
 3055 ==> SOW: SUPPORT FACTOR INFORMATION IS GENERALLY REQUIRED IN THIS PHASE.
 3056 ==> REVIEW MIL-STD-1388-1A, TASK 201 FOR FURTHER DETAILS.
 3057 ==>
 3058 ==> SOW: LSA IS TO BE APPLIED TO ALL AIR FORCE MANAGED ACQUISITION
 3059 ==> PROGRAMS PER DIRECTION OF DOD DIRECTIVE 5000.39, AFR 800-8
 3060 ==> AND AFLC/AFSCR 800-36. THE CURRENT GUIDANCE DOCUMENTS ARE
 3061 ==> MIL-STD-1388-1A AND DARCOM-P-750-16. A WAIVER IS REQUIRED
 3062 ==> IF YOU DO NOT USE LSA. CONTACT THE LSA STAFF SPECIALIST FOR
 3063 ==> FURTHER ASSISTANCE.
 3064 ==>
 3065 ==> SOW: SUPPORT FACTOR INFORMATION IS GENERALLY REQUIRED IN THIS PHASE.
 3066 ==> REVIEW MIL-STD-1388-1A, TASK 201 FOR FURTHER DETAILS.
 3067 ==>

3068 ==> SOW: LSA IS TO BE APPLIED TO ALL AIR FORCE MANAGED ACQUISITION
 3069 ==> PROGRAMS PER DIRECTION OF DOD DIRECTIVE 5000.39, AFR 800-8
 3070 ==> AND AFLC/AFSCR 800-36. THE CURRENT GUIDANCE DOCUMENTS ARE
 3071 ==> MIL-STD-1388-1A AND DARCOM-P-750-16. A WAIVER IS REQUIRED
 3072 ==> IF YOU DO NOT USE LSA. CONTACT THE LSA STAFF SPECIALIST FOR
 3073 ==> FURTHER ASSISTANCE.
 3074 ==>

3075 ==> DO YOU WANT TO MAXIMIZE THE USE OF EXISTING RESOURCES (HARDWARE,
 3076 ==> SOFTWARE, TRAINED MANPOWER, ETC.) IN THE NEWLY DESIGNED SYSTEM ?
 3077 ==>

3078 ==> NOTE: AN LSA PLAN IS MANDATORY. PLEASE RESPOND ACCORDINGLY TO
 3079 ==> FOLLOWING QUESTIONS!
 3080 ==>

3081 ==> CDRL: REF: MIL-STD-1388-1A: FOR TASK 202, DI-S-3606, DI-E-7026,
 3082 ==> DI-E-7027, DI-E-7028, DI-E-7029 AND DI-E-7030 MAY APPLY;
 3083 ==> TAILOR AS REQUIRED AFTER CONSULTING YOUR PARTS CONTROL
 3084 ==> STAFF SPECIALIST AS LSA IS NOT THE PRIMARY IMPLEMENTING
 3085 ==> DOCUMENT.
 3086 ==>

3087 ==> DO YOU NEED A BASELINE COMPARISON SYSTEM (BCS) TO DETERMINE SUPPORT
 3088 ==> PARAMETERS OR SUPPORT, COST AND READINESS DRIVERS FOR THE NEW SYSTEM ?
 3089 ==>

3090 ==> NOTE: THIS WILL PROVIDE COST AND PERFORMANCE DATA, AS WELL AS LESSONS
 3091 ==> LEARNED, FROM ALREADY EXISTING SYSTEMS. THIS TASK IS, HOWEVER,
 3092 ==> BOTH COSTLY AND TIME CONSUMING TO PERFORM! IF THIS TASK WAS
 3093 ==> PERFORMED IN AN EARLIER PHASE, YOU MAY WISH TO ONLY UPDATE IT
 3094 ==> NOW.
 3095 ==>

3096 ==> NOTE: AN LSA PLAN IS MANDATORY. PLEASE RESPOND ACCORDINGLY TO
 3097 ==> FOLLOWING QUESTIONS!
 3098 ==>

3099 ==> SOW: REF: MIL-STD-1388-1A: IF YOU WISH TO LIMIT THE BCS TO CERTAIN
 3100 ==> SYSTEMS OR TYPES OF EQUIPMENT, THESE MUST BE SPECIFIED IN THE
 3101 ==> SOW BY A PARAGRAPH MODIFYING TASK 203.
 3102 ==>

3103 ==> SOW: IF YOU WISH TO UPDATE AN EXISTING BCS, APPLY ONLY SUBTASKS
 3104 ==> 203.2.7 AND 203.2.8.
 3105 ==>

3106 ==> DO YOU WANT THE CONTRACTOR TO EXPLORE NEW TECHNOLOGICAL ADVANCES
 3107 ==> AND THEIR IMPACT ON SYSTEM SUPPORT ?
 3108 ==>

3109 ==> NOTE: AT THIS PHASE OF THE PROGRAM, THIS TASK IS ONLY APPLIED
 3110 ==> SELECTIVELY TO UPDATE WORK ALREADY PERFORMED OR TO CONSIDER
 3111 ==> A SPECIFIC NEW TECHNOLOGY.
 3112 ==>

3113 ==> NOTE: AN LSA PLAN IS MANDATORY. PLEASE RESPOND ACCORDINGLY TO
 3114 ==> FOLLOWING QUESTIONS!
 3115 ==>

3116 ==> SOW: IF THIS TASK IS TO UPDATE WORK ALREADY PERFORMED, APPLY ONLY
 3117 ==> SUBTASKS 204.2.2 AND 204.2.3.
 3118 ==>

3119 ==> CDRL: REF: MIL-STD-1388-1A: DI-S-7117 MAY APPLY FOR TASK 204.
 3120 ==>

3121 ==>
 3122 ==> DO YOU WANT THE CONTRACTOR TO ESTABLISH OR UPDATE SUPPORT DESIGN
 3123 ==> CONSTRAINTS AND INCLUDE THEM IN LSA DOCUMENTATION, SYSTEM
 3124 ==> SPECIFICATIONS, ETC. ?
 3125 ==>
 3126 ==> NOTE: AN LSA PLAN IS MANDATORY. PLEASE RESPOND ACCORDINGLY TO
 3127 ==> FOLLOWING QUESTIONS!
 3128 ==>
 3129 ==> SOW: REF: MIL-STD-1388-1A: TASK 205 IS THE FIRST TASK THAT REQUIRES
 3130 ==> DOCUMENTATION OF DATA IN THE LOGISTICS SUPPORT ANALYSIS RECORD
 3131 ==> (LSAR) OR EQUIVALENT FORMAT. IF YOU DO NOT PLAN TO REQUIRE A
 3132 ==> FORMAL LSAR, YOU MUST SPECIFY IN THE SOW HOW YOU WANT THE
 3133 ==> INFORMATION PRESENTED (I.E., REPORT, BRIEFING, ETC.).
 3134 ==>
 3135 ==> CDRL: REF: MIL-STD-1388-1A: DI-S-6171(A), LSAR, MAY APPLY TO TASK
 3136 ==> 205. REVIEW AND TAILOR CAREFULLY.
 3137 ==>
 3138 ==> DO YOU WANT TO IDENTIFY THE OPERATIONS AND SUPPORT TASKS NEEDED
 3139 ==> TO KEEP THE NEW EQUIPMENT OPERATING ?
 3140 ==>
 3141 ==> NOTE: THESE TASKS SHOULD BE SPECIFIED FOR EACH MAINTENANCE CONCEPT
 3142 ==> BEING CONSIDERED, FOR BOTH PEACETIME AND WARTIME. THE RESULTS
 3143 ==> OF THIS EFFORT SHOULD BE DOCUMENTED IN THE LSA RECORD (LSAR)
 3144 ==> AND SERVE AS THE OUTLINE FOR YOUR TECHNICAL ORDERS AND MANUALS.
 3145 ==>
 3146 ==>
 3147 ==> NOTE: AN LSA PLAN IS MANDATORY. PLEASE RESPOND ACCORDINGLY TO
 3148 ==> FOLLOWING QUESTIONS!
 3149 ==>
 3150 ==> SOW: REF: MIL-STD-1388-1A: TASK 301.2.4.2, RELIABILITY CENTERED
 3151 ==> MAINTENANCE (RCM), IS NOT, IN GENERAL, COST EFFECTIVE WHEN
 3152 ==> APPLIED TO ELECTRONICS PROGRAMS. CONSULT YOUR RELIABILITY
 3153 ==> STAFF, THE LSA STAFF SPECIALIST AND/OR THE RCM STAFF SPECIAL-
 3154 ==> IST BEFORE INCLUDING THIS TASK IN YOUR SOW.
 3155 ==>
 3156 ==> TASK 301 PRODUCES A SIGNIFICANT AMOUNT OF DATA THAT IS COMMON
 3157 ==> TO THE RELIABILITY AND MAINTAINABILITY FUNCTIONS. COORDINATE
 3158 ==> YOUR REQUIREMENTS CAREFULLY WITH YOUR R&M STAFF TO INSURE
 3159 ==> THAT NO REDUNDANCIES OCCUR.
 3160 ==>
 3161 ==> CDRL: TASK 301 IS THE FIRST TASK THAT REQUIRES EXTENSIVE
 3162 ==> DOCUMENTATION IN AN LSAR. CAREFULLY CONSIDER HOW AND
 3163 ==> WHO WILL USE THE DATA, AND TAILOR DI-S-6171A ACCORDINGLY.
 3164 ==> MISTAKES HERE CAN BE COSTLY!
 3165 ==>
 3166 ==>
 3167 ==> DO YOU WANT THE CONTRACTOR TO PROPOSE AND EVALUATE ALTERNATIVE SUPPORT
 3168 ==> CONCEPTS FOR THE SYSTEM ?
 3169 ==>
 3170 ==> NOTE: THE CONTRACTOR WILL ALSO BE REQUIRED TO PERFORM AND DOCUMENT
 3171 ==> SYSTEM TRADEOFFS MADE DURING THE DESIGN PROCESS. THESE TASKS
 3172 ==> ARE DESIGNED TO FORCE COST, SCHEDULE, READINESS AND SUPPORT-
 3173 ==> ABILITY TO BE CONSIDERED ALONG WITH PERFORMANCE WHEN DESIGN

3174 ==> DECISIONS ARE MADE.
3175 ==>
3176 ==>
3177 ==>
3178 ==> NOTE: AN LSA PLAN IS MANDATORY. PLEASE RESPOND ACCORDINGLY TO
3179 ==> FOLLOWING QUESTIONS!
3180 ==>
3181 ==> SOW: REF: MIL-STD-1388-1A, TASK 303.2.7: PLEASE NOTE THAT THIS TASK
3182 ==> SPECIFICALLY REQUIRES A REPAIR LEVEL ANALYSIS.
3183 ==>
3184 ==> SOW: IF YOU WISH TO UPDATE WORK DONE IN AN EARLIER PHASE, APPLY ONLY
3185 ==> SUBTASKS 302.2.2, 302.2.4, 302.2.5 AND TASK 303 AS LISTED ABOVE.
3186 ==>
3187 ==> CDRL: DI-S-3606 MAY APPLY; TAILOR AS REQUIRED.
3188 ==>
3189 ==> DO YOU WANT A REPAIR LEVEL ANALYSIS PERFORMED ?
3190 ==>
3191 ==> CDRL: DI-S-3606 MAY APPLY; TAILOR AS REQUIRED.
3192 ==>
3193 ==> DO YOU WANT THE CONTRACTOR TO ANALYZE THE OPERATIONS AND MAINTENANCE
3194 ==> TASKS TO PROVIDE SOURCE DATA FOR PROVISIONING, TECHNICAL MANUALS,
3195 ==> TRAINING, MANPOWER LISTS, ETC. ?
3196 ==>
3197 ==> NOTE: THIS WILL PROVIDE DATA TO IDENTIFY AREAS WHICH NEED ADDITIONAL
3198 ==> DESIGN EFFORT TO REDUCE SUPPORT COSTS AND IMPROVE READINESS.
3199 ==>
3200 ==> NOTE: AN LSA PLAN IS MANDATORY. PLEASE RESPOND ACCORDINGLY TO
3201 ==> FOLLOWING QUESTIONS!
3202 ==>
3203 ==> CDRL: TASK 401 REQUIRES EXTENSIVE DOCUMENTATION IN AN LSAR.
3204 ==> CAREFULLY CONSIDER HOW AND WHO WILL USE THE DATA, AND
3205 ==> TAILOR DI-S-6171A ACCORDINGLY! MISTAKES CAN BE COSTLY!
3206 ==>
3207 ==> CDRL: DI-S-3606 AND DI-S-4057 MAY APPLY; TAILOR AS REQUIRED.
3208 ==>
3209 ==> DO YOU WANT THE CONTRACTOR TO ASSESS THE IMPACT OF INTRODUCING THE
3210 ==> NEW SYSTEM ?
3211 ==>
3212 ==> NOTE: THIS INCLUDES LOOKING AT, FOR EXAMPLE, IMPACT ON DEPOT
3213 ==> WORKLOADS, PROVISIONING, ATE AVAILABILITY, AND MANPOWER.
3214 ==>
3215 ==>
3216 ==> CDRL: DI-S-7118 APPLIES; TAILOR AS REQUIRED.
3217 ==>
3218 ==> DO YOU WANT TO CONDUCT SURVIVABILITY ANALYSES TO DETERMINE CHANGES IN
3219 ==> SUPPORT REQUIREMENTS BASED ON COMBAT USAGE ?
3220 ==>
3221 ==> CDRL: DI-S-7118 APPLIES; TAILOR AS REQUIRED.
3222 ==>
3223 ==> DO YOU WANT TO ASSESS HOW WELL THE CONTRACTOR HAS ACHIEVED HIS STATED
3224 ==> SUPPORT REQUIREMENTS AND GOALS ?
3225 ==>
3226 ==> NOTE: AN LSA PLAN IS MANDATORY. PLEASE RESPOND ACCORDINGLY TO

3227 ==> FOLLOWING QUESTIONS!

3228 ==>

3229 ==> SOW: TASK 501 SHOULD BE COORDINATED WITH OTHER ORGANIZATIONS THAT

3230 ==> ARE PLANNING TESTS SO THAT NO DUPLICATION OCCURS.

3231 ==>

3232 ==> CDRL: DI-S-7121 MAY APPLY. COORDINATE YOUR REQUIREMENTS WITH OTHER

3233 ==> GOVERNMENT ORGANIZATIONS THAT ARE PLANNING TESTS.

3234 ==>

3235 ==> WAS LSA PLACED ON CONTRACT FOR AN EARLIER PHASE OF THE PROGRAM ?

3236 ==>

3237 ==> SOW: YOU SHOULD REEXAMINE THE SOW FOR THE EARLIER PHASES AND CONSIDER

3238 ==> UPDATING THESE TASKS NOW. THIS APPLIES ESPECIALLY TO THOSE

3239 ==> TASKS WHICH GENERATE LSAR DATA. CHECK EARLIER SOWs FOR TASKS

3240 ==> 102, 201, 203, 204, 205, 301, 302 AND 303.

3241 ==>

3242 ==>

3243 ==> HAVE ANY OF YOUR PREVIOUS RESPONSES MADE AN LSA PLAN MANDATORY OR WAS

3244 ==> AN LSA PLAN WRITTEN DURING AN EARLIER PHASE OF THIS PROGRAM ?

3245 ==>

3246 ==> SOW: REF: MIL-STD-1388-1A: TASK 102, THE LSA PLAN (LSAP) AND TASK

3247 ==> 103, PROGRAM AND DESIGN REVIEWS, ARE APPLICABLE BECAUSE YOU

3248 ==> HAVE SELECTED AT LEAST ONE LSA TASK OTHER THAN AN EARLY LSA

3249 ==> STRATEGY OR A REPAIR LEVEL ANALYSIS. IN A SUBPARAGRAPH FOR

3250 ==> TASK 102, THE SOW SHOULD INCLUDE A STATEMENT THAT THE LSAP,

3251 ==> WHEN PROPOSED BY THE CONTRACTOR AND APPROVED BY THE GOVERNMENT,

3252 ==> BECOMES A CONTRACTUALLY BINDING DOCUMENT. TASK 102 SHOULD BE

3253 ==> CAREFULLY TAILORED TO ELIMINATE REQUIREMENTS NOT APPLICABLE TO

3254 ==> THIS PHASE OF YOUR PROGRAM. NOTE THAT TASK 103 NOT ONLY COVERS

3255 ==> PERIODIC LSA REVIEWS, BUT REQUIRES THAT LSA BE INCLUDED IN EACH

3256 ==> SYSTEM/DESIGN REVIEW. SPECIFICALLY INCLUDED ARE PDR AND CDR.

3257 ==>

3258 ==> SOW: IF YOU WISH TO UPDATE AN LSAP WHICH WAS WRITTEN IN AN EARLIER

3259 ==> PHASE, APPLY ONLY SUBTASK 102.2.2. YOU SHOULD STILL REQUIRE

3260 ==> TASK 103 FOR LSA REVIEWS.

3261 ==>

3262 ==>

3263 ==>

3264 ==> CDRL: REF: MIL-STD-1388-1A: THE LSAP IS APPLICABLE (DI-L-7017A). IF

3265 ==> AN LSAP IS NOT DESIRED, THE INFORMATION ON LSA MUST BE INCLUDED

3266 ==> IN THE INTEGRATED SUPPORT PLAN (ISP). CONTACT THE LSA STAFF

3267 ==> SPECIALIST FOR ASSISTANCE IF YOU COMBINE THE LSAP AND THE ISP.

3268 ==>

3269 ==> IFPP: WHEN LSA IS PART OF A PROGRAM, A STATEMENT MUST BE INCLUDED IN

3270 ==> THE IFPP REQUESTING AN OUTLINE OF THE INFORMATION CONTAINED IN

3271 ==> DI-L-7017A, LSAP. SEE MIL-STD-1388-1A, TASK 102 FOR ADDITIONAL

3272 ==> INFORMATION.

3273 ==>

3274 ==>

3275 ==> IS AN UPDATE TO THE ILS PLANNING REQUIRED ?

3276 ==>

3277 ==> Establish and maintain an Integrated Logistics Support (ILS) activity

3278 ==> to assure systematic analysis of the design considerations and support

3279 ==> requirements to determine their interdependence upon each other.

3280 ==> Integrated Logistics Support Management. This effort must be
3281 ==> systematically planned, implemented and managed by interlocking the
3282 ==> elements of Logistics to obtain maximum support readiness and optimum
3283 ==> cost effectiveness. The contractor shall insure that Logistics
3284 ==> considerations and Logistics planning are integrated in the system/
3285 ==> equipments engineering and design process.

3286 ==> Integrated Support Planning. The level of detail in ILS
3287 ==> planning, analysis and design shall be consistent with the phase of
3288 ==> development of the program and shall include only that which is
3289 ==> necessary and usable at that phase or required for transition to
3290 ==> the next phase. Design trade-offs and risk analysis shall be
3291 ==> initiated and progressively refined as required during the period
3292 ==> of performance of this contract.

3293 ==> Contractor Performance. The cost of planning, developing,
3294 ==> acquiring and managing ILS resources is an inherent part of the
3295 ==> overall cost for development, production and delivery of an
3296 ==> operationally effective system. Contractor performance in carrying
3297 ==> out the Logistics Support approach shall be a major factor in the
3298 ==> evaluation of his performance of the contract as a whole.

3299 ==> CDRL: DI-L-6138 APPLIES, TAILOR AS REQUIRED FOR THIS PHASE OF THE
3300 ==> CONTRACT.

3301 ==>

3302 ==> WILL THE ELECTRONIC SYSTEM YOU ARE ACQUIRING REQUIRE AUTOMATIC TEST
3303 ==> EQUIPMENT (ATE) FOR LOGISTICS SUPPORT ?

3304 ==>

3305 ==> SOW: MODULAR AUTOMATIC TEST EQUIPMENT (MATE) IS TO BE APPLIED TO ALL
3306 ==> ESD PROGRAMS THAT ACQUIRE, MODIFY, REPLACE AND SUPPORT AIR FORCE
3307 ==> SYSTEMS THAT NEED AUTOMATIC TEST EQUIPMENT (ATE) FOR LOGISTICS
3308 ==> SUPPORT UNDER THE PROVISIONS OF AFSCR/AFLCR 800-23, DATED 25 JAN
3309 ==> 84. THIS POLICY IS NOT RETROACTIVE TO PROGRAMS THAT HAVE COM-
3310 ==> PLETED CONTRACT AWARD OF THE ATE AS OF 25 JAN 84. MATE, SOW AND
3311 ==> CDRL REQUIREMENTS ARE CURRENTLY BEING DEVELOPED; UNTIL AVAILA-
3312 ==> BLE, PLEASE CONTACT MATE FOCAL POINT, MR. J. NENCETTY, ESD/ALLP
3313 ==> FOR ASSISTANCE.

3314 ==>

3315 ==>

3316 ==> SOW: MODULAR AUTOMATIC TEST EQUIPMENT (MATE) IS TO BE APPLIED TO ALL
3317 ==> ESD PROGRAMS THAT ACQUIRE, MODIFY, REPLACE AND SUPPORT AIR FORCE
3318 ==> SYSTEMS THAT NEED AUTOMATIC TEST EQUIPMENT (ATE) FOR LOGISTICS
3319 ==> SUPPORT UNDER THE PROVISIONS OF AFSCR/AFLCR 800-23, DATED 25 JAN
3320 ==> 84. THIS POLICY IS NOT RETROACTIVE TO PROGRAMS THAT HAVE COM-
3321 ==> PLETED CONTRACT AWARD OF THE ATE AS OF 25 JAN 84. MATE, SOW AND
3322 ==> CDRL REQUIREMENTS ARE CURRENTLY BEING DEVELOPED; UNTIL AVAILA-
3323 ==> BLE, PLEASE CONTACT MATE FOCAL POINT, MR. J. NENCETTY, ESD/ALLP
3324 ==> FOR ASSISTANCE.

3325 ==>

3326 ==>

3327 ==> WILL THE HARDWARE PRODUCED IN THIS PHASE BE DEPLOYED AND SUPPORTED BY
3328 ==> AFLC ?

3329 ==>

3330 ==> NOTE: SPARE/REPAIR PARTS ARE NORMALLY PROVISIONED WITH THE SYSTEMS/
3331 ==> EQUIPMENT. THE USUAL ANSWER IS YES.

3332 ==>

3333 ==> SOW: MIL-STD-1552 AND MIL-STD-1561 REQUIRE TAILORING BASED ON THE USE
 3334 ==> OF DD 1949-1 AND DD 1949-2 RESPECTIVELY. (THESE MIL-STDs
 3335 ==> SUPERSEDE AFADs 71-682, -688 WHICH SHOULD REMAIN IN EFFECT ON
 3336 ==> EXISTING CONTRACTS OR MODIFICATIONS.)
 3337 ==>
 3338 ==> SOW: DD 1949-1 AND 1949-2 ARE TO BE INCORPORATED IN THE CDRL BACKUP
 3339 ==> BY THE PROGRAM OFFICE. THE PROVISIONING DATA REQUIREMENTS ARE
 3340 ==> NORMALLY SELECTED BY THE AFLC AIR LOGISTICS CENTER (ALC) AT
 3341 ==> DATA CALL.
 3342 ==>
 3343 ==> CDRL: INCORPORATE AFLC (ALC) REQUIREMENTS IN THE CDRL USING DD 1949-1
 3344 ==> AND DD 1949-2. (ALC PROVIDES FUNDS FOR THESE AND RELATED DATA
 3345 ==> IAW AFSCR/AFLCR 172-7.)
 3346 ==> =
 3347 ==> Initial Spare/Repair Parts requirements are not applicable. =
 3348 ==> WILL THE HARDWARE PROCURED IN THIS PHASE BE DEPLOYED AND SUPPORTED BY =
 3349 ==> AFLC ?
 3350 ==> =
 3351 ==> HAS AN APPROPRIATE MAINTENANCE CONCEPT (MC) BEEN DEFINED ? =
 3352 ==> =
 3353 ==> SPEC: REVIEW THE PROGRAM DIRECTION, DEFINE THE MAINTENANCE CONCEPT =
 3354 ==> AND INCLUDE IT IN THE SYSTEM/EQUIPMENT SPECIFICATION. =
 3355 ==> =
 3356 ==> SPEC: REFER TO AFR 66-14 FOR A DISCUSSION OF THE MAINTENANCE =
 3357 ==> CONCEPT. =
 3358 ==> =
 3359 ==> SPEC: REFER TO AFR 66-14 FOR A DISCUSSION OF THE MAINTENANCE =
 3360 ==> CONCEPT. =
 3361 ==> =
 3362 ==> IS AN UPDATE TO THE MAINTENANCE CONCEPT REQUIRED ? =
 3363 ==> =
 3364 ==> SPEC: UPDATE THE MAINTENANCE CONCEPT (MC) AND REVISE THE SPECIFICA- =
 3365 ==> TIONS. THE MC MUST BE CONTINUOUSLY REVIEWED AS THE NEW SYSTEM/ =
 3366 ==> EQUIPMENT/MODIFICATION EVOLVES. =
 3367 ==> =
 3368 ==> HAS LSA TASK 302, SUPORT SYSTEM ALTERNATIVES, BEEN TAILORED AND =
 3369 ==> ACCOMPLISHED, AND HAVE THE RESULTS BEEN INCLUDED IN THE ILSP/ =
 3370 ==> MAINTENANCE CONCEPT ? =
 3371 ==> =
 3372 ==> SOW: DETERMINE IF LSA TASK 302 SHOULD BE DONE TO EXPAND AND RE- =
 3373 ==> FINE THE MAINTENANCE CONCEPT AS PART OF THE INTEGRATED LOGISTICS =
 3374 ==> SUPPORT PLAN (ILSP). IF SO, TAILOR APPROPRIATELY. =
 3375 ==> =
 3376 ==> SOW: REFER TO MIL-STD-1388-1A. =
 3377 ==> =
 3378 ==> SOW: REFER TO MIL-STD-1388-1A. =
 3379 ==> =
 3380 ==> WILL CONTRACTOR PREOPERATIONAL MAINTENANCE SUPPORT BE REQUIRED ? =
 3381 ==> =
 3382 ==> CAUTION: THE CONTRACTOR IS GENERALLY RESPONSIBLE FOR ALL PREOPERA- =
 3383 ==> TIONAL MAINTENANCE. IT IS LIKELY THAT THE ANSWER TO THIS =
 3384 ==> QUESTION IS YES!
 3385 ==>

3386 ==>
3387 ==> Perform all preoperational maintenance until Government acceptance of
3388 ==> the equipment.
3389 ==> SOW: DESCRIBE EACH PHASE THE CONTRACTOR IS TO SUPPORT, SUCH AS DT&E,
3390 ==> IOT&E, TRAINING, INSTALLATION, ETC.
3391 ==>
3392 ==> SOW: PREOPERATIONAL MAINTENANCE IS DISCUSSED IN AFLC/AFSCR 800-24,
3393 ==> CHAPTERS 10 AND 11, AND IN AFLC/AFSCP 800-34, CHAPTER 40.
3394 ==>
3395 ==> WILL THE CONTRACTOR BE REQUIRED TO PROVIDE PREOPERATIONAL MAINTENANCE
3396 ==> ON GOVERNMENT FURNISHED EQUIPMENT (GFE) ?
3397 ==>
3398 ==> CAUTION: GENERALLY THE CONTRACTOR IS RESPONSIBLE FOR MAINTENANCE OF
3399 ==> GFE DURING THE DEVELOPMENT OF A SYSTEM.
3400 ==>
3401 ==>
3402 ==> If the Government Furnished Equipment (GFE) required to support
3403 ==> (SPO: Identify the specific activity) is unserviceable, provide an
3404 ==> estimate to repair the GFE and also identify the schedule impact to
3405 ==> the Procuring Contracting Officer (PCO). Upon approval of the PCO,
3406 ==> accomplish the necessary repairs to the GFE. If the GFE cannot be
3407 ==> repaired locally (field or in plant), then: exchange stock numbered
3408 ==> parts through AF supply channels and report parts which do not have
3409 ==> stock numbers (such as mounting hardware) to the PCO for disposition
3410 ==> instructions.
3411 ==> CONTRACT: ADD THE FOLLOWING TO SECTION H OF THE CONTRACT: IDENTIFY
3412 ==> THE SPECIFIC DEVELOPMENT ACTIVITY WHEN THE CONTRACTOR
3413 ==> WILL BE REQUIRED TO PERFORM MAINTENANCE OF GFE; FOR
3414 ==> EXAMPLE, DT&E, IOT&E OR SPECIFIC TRAINING ACTIVITIES.
3415 ==>
3416 ==>
3417 ==> WILL CONTRACTOR MAINTENANCE BE REQUIRED TO SUPPORT WORK ACCOMPLISHED
3418 ==> AT GOVERNMENT FACILITIES ?
3419 ==>
3420 ==> CONTRACT: DEFINE THE SPECIFIC MAINTENANCE REQUIREMENTS AT GOVERNMENT
3421 ==> FACILITIES BY TAILORING AFSCR DAR SUP 7-104.200.
3422 ==>
3423 ==> HAVE RELIABILITY, MAINTAINABILITY DATA REPORTING AND FEEDBACK FAILURE
3424 ==> SUMMARY REPORTS BEEN INCLUDED IN THE RELIABILITY/MAINTAINABILITY SEC-
3425 ==> TION OF THE CDRL ?
3426 ==>
3427 ==> CDRL: COORDINATE WITH THE RELIABILITY ENGINEER TO INSURE THAT
3428 ==> DI-R-3537 OR DI-R-7041 (MODIFIED TO INCLUDE MAINTAINABILITY)
3429 ==> IS ON CONTRACT.
3430 ==>
3431 ==> IS A CONTRACTOR ENGINEERING AND TECHNICAL SERVICES (CETS) PLAN
3432 ==> REQUIRED ?
3433 ==>
3434 ==> NOTE: THE CETS PLAN PROVIDES FOR FACTORY TRAINING AND ADVISORY/
3435 ==> LIAISON SERVICES TO SUPPORT THE SYSTEM.
3436 ==>
3437 ==> CDRL: DI-A-6101A APPLIES. TAILOR TO YOUR REQUIREMENTS.
3438 ==>

3439 ==> IS A CONTRACTOR ENGINEERING AND TECHNICAL SERVICES (CETS) PLAN
 3440 ==> REQUIRED ?
 3441 ==>
 3442 ==> SOW: CONTRACTOR ENGINEERING TECHNICAL SERVICES ARE DISCUSSED IN
 3443 ==> AFM 66-18.
 3444 ==>
 3445 ==> HAVE CONTRACTUAL PROVISIONS FOR MATERIAL DEFICIENCY REPORTING BEEN
 3446 ==> INCLUDED IN THE CDRL ?
 3447 ==>
 3448 ==> CAUTION: CONTRACTOR DEFICIENCY REPORTING STARTS WHEN THE FIRST
 3449 ==> COMPLETE SYSTEM/EQUIPMENT IS READY FOR TESTING AND
 3450 ==> NORMALLY CONCLUDES AT PROGRAM MANAGEMENT RESPONSIBILITY
 3451 ==> TRANSFER (PMRT).
 3452 ==> CDRL: AFSC FORM 349/350 (DI-L-7018A AND 7019), OR THE CONTRACTOR'S
 3453 ==> GOVERNMENT APPROVED INTERNAL FORM WILL BE USED TO DOCUMENT
 3454 ==> MAINTENANCE ACTIONS.
 3455 ==> WILL THERE BE A REQUIREMENT FOR INTERIM CONTRACTOR SUPPORT ?
 3456 ==>
 3457 ==> CDRL: AN INTERIM CONTRACTOR SUPPORT PLAN IS NEEDED. MODIFICATION OF
 3458 ==> DATA ITEM DI-L-6138 FOR INTEGRATED SUPPORT PLAN IS REQUIRED.
 3459 ==> TAILOR TO YOUR REQUIREMENTS.
 3460 ==>
 3461 ==> SOW: INTERIM CONTRACTOR SUPPORT IS DISCUSSED IN AFR 800-21. BE SURE
 3462 ==> YOU CAN SUPPORT AN ICS DECISION BASED ON THOROUGH ANALYSIS.
 3463 ==>
 3464 ==> CAUTION: TO QUALIFY AS ICS, THE REQUIREMENT MUST BE PLANNED,
 3465 ==> PROGRAMMED AND BUDGETED AT LEAST 2 YEARS PRIOR TO
 3466 ==> ACTUAL NEED DATE.
 3467 ==>
 3468 ==>
 3469 ==>
 3470 ==>
 3471 ==>
 3472 ==> SOW: INTERIM CONTRACTOR SUPPORT IS DISCUSSED IN AFR 800-21. BE SURE
 3473 ==> YOU CAN SUPPORT AN ICS DECISION BASED ON THOROUGH ANALYSIS.
 3474 ==>
 3475 ==> CAUTION: TO QUALIFY AS ICS, THE REQUIREMENT MUST BE PLANNED,
 3476 ==> PROGRAMMED AND BUDGETED AT LEAST 2 YEARS PRIOR TO
 3477 ==> ACTUAL NEED DATE.
 3478 ==>
 3479 ==>
 3480 ==>
 3481 ==>
 3482 ==> WILL EQUIPMENT BE DEVELOPED OR PRODUCED ?
 3483 ==>
 3484 ==> WILL THE EQUIPMENT INCLUDE GOVERNMENT FURNISHED PROPERTY (GFP) ?
 3485 ==>
 3486 ==> Ensure that the required range and level of spares (Real Property
 3487 ==> Installed Equipment and Government Furnished Property) are
 3488 ==> determined, acquired, delivered and available at the site
 3489 ==> prior to the start of testing. When an approved design change is
 3490 ==> authorized for a Configuration Item, change the spare parts on order.
 3491 ==>

3492 ==> See the General Provisions of this contract. ■
 3493 ==> CDRL: A LOGISTICS SUPPORT PLAN FOR PREOPERATIONAL SUPPORT (LSPPS)
 3494 ==> DI-L-6143 IS REQUIRED FROM THE CONTRACTOR. TAILOR AS REQUIRED. ■
 3495 ==>
 3496 ==> CONTRACT: ADD DAR 13-101 AND APPENDICES B AND H TO THE GENERAL PRO-
 3497 ==> VISIONS OF THE CONTRACT.
 3498 ==>
 3499 ==> CONTRACT: THE GOVERNMENT IS RESPONSIBLE FOR FURNISHING ONLY THAT
 3500 ==> PROPERTY AND SERVICES IDENTIFIED AS GOVERNMENT FURNISHED IN
 3501 ==> SECTION J OF THE CONTRACT SCHEDULE. CHANGES IN QUANTITIES/
 3502 ==> ITEMS FOR AUTHORIZED GFP OR SERVICES ARE AFFECTED ONLY BY
 3503 ==> CHANGING THE APPROPRIATE PROVISIONS OF SECTION J OF THE
 3504 ==> CONTRACT SCHEDULE.
 3505 ==>
 3506 ==> CONTRACT: IF GFP IS TO BE PROVIDED UNDER TERMS OF THE CONTRACT, IT
 3507 ==> SHOULD BE LISTED TO SHOW AS A MINIMUM: DESCRIPTION, NATION-
 3508 ==> AL STOCK NUMBER, QUANTITY, DELIVERY POINT AND DATE OF DE-
 3509 ==> LIVERY, CONDITION AND RESPONSIBILITY FOR MAINTENANCE, RE-
 3510 ==> PAIR, MODIFICATION AND SUPPLY SUPPORT. GFP SHOULD BE
 3511 ==> IDENTIFIED AS TO CATEGORY IAW DAR 13-101. ■
 3512 ==>
 3513 ==> Provide all the necessary spares required for the maintenance of the
 3514 ==> system equipment during all phases of system testing and site activa-
 3515 ==> tion. This includes Real Property Installed Equipment. Ensure that
 3516 ==> the required range and level of spares are determined, acquired, de-
 3517 ==> livered and available at the site prior to the start of testing. When
 3518 ==> an approved design change is authorized for a Configuration Item,
 3519 ==> change the spare parts on order.
 3520 ==> ■
 3521 ==> CDRL: A LOGISTICS SUPPORT PLAN FOR PREOPERATIONAL SUPPORT (LSPPS)
 3522 ==> DI-L-6143 IS REQUIRED FROM THE CONTRACTOR. TAILOR AS REQUIRED. ■
 3523 ==>
 3524 ==> IS THERE A REQUIREMENT FOR SITE ACTIVATION ?
 3525 ==> ■
 3526 ==> Accomplish all elements of Supply Support including, but not limited
 3527 ==> to, Receiving, Inspection, Materials Handling, Warehousing, Item
 3528 ==> Accounting, Requisitioning, Issuing, Shipping and Administrative Sup-
 3529 ==> port necessary to support the deliverable equipments during the pre-
 3530 ==> operational phase until final acceptance by the Air Force. ■
 3531 ==> IS THE SYSTEM DEFINITION SUFFICIENTLY DEVELOPED TO ALLOW IDENTIFICA-
 3532 ==> TION OF SUPPORT EQUIPMENT (SE) ?
 3533 ==>
 3534 ==>
 3535 ==> ■
 3536 ==> Develop Support Equipment (SE) recommendations for each requirement
 3537 ==> identified. Recommend quantitative requirements based on the func-
 3538 ==> tional analysis of the system activities. ■
 3539 ==>
 3540 ==> CDRL: DATA IS REQUIRED FOR SUPPORT EQUIPMENT RECOMMENDATION DATA
 3541 ==> (SERD); PRESCHOOLING DATA.
 3542 ==>
 3543 ==> IFPP: HAVE THE CONTRACTOR SUBMIT, WITH HIS PROPOSAL, A PRICE LISTING
 3544 ==> OF SE REQUIRED TO SUPPORT THE DESIGNATED MAINTENANCE CONCEPT OF

3545 ==> THE SYSTEM BEING PROPOSED. FOR EACH ITEM OR SUB-ITEM OF SE
 3546 ==> RECOMMENDED, THE CONTRACTOR SHOULD IDENTIFY AS A MINIMUM: ITEM
 3547 ==> NAME, THE ORGANIZATIONAL REQUIREMENT, TOTAL RECOMMENDED QUAN-
 3548 ==> TITY, UNIT COST, TOTAL COST, AND NATIONAL STOCK NUMBER (IF
 3549 ==> KNOWN).
 3550 ==>
 3551 ==> IFPP: ADVISE THE CONTRACTOR THAT HE IS AUTHORIZED FEDERALLY CATA-
 3552 ==> LOGUED ITEMS OF SE AVAILABLE FROM DOD SUPPLY ACTIVITIES AND
 3553 ==> OBTAINED THROUGH NORMAL MILSTRIP REQUISITIONING PROCEDURES.
 3554 ==> APPROPRIATE ADJUSTMENTS TO THE PRICE OF THE SE CONTRACT LINE
 3555 ==> WILL BE MADE TO COMPENSATE FOR ITEMS PROVIDED BY THE GOVERN-
 3556 ==> MENT.
 3557 ==>
 3558 ==>
 3559 ==>
 3560 ==> Make a detailed analysis of the functional requirements of the system/
 3561 ==> equipment to define needs for Support Equipment (SE). This analysis
 3562 ==> shall be made on the total system, individual items of equipment and
 3563 ==> areas of maintenance or calibration support. See the Operational,
 3564 ==> Maintenance, and Logistics Plans attached to this contract.
 3565 ==>
 3566 ==> ARE TECHNICAL ORDERS REQUIRED ?
 3567 ==>
 3568 ==> CDRL: YOU MUST DETERMINE THE AIR FORCE SPECIALTY CODE OF MAINTENANCE
 3569 ==> PERSONNEL IN ORDER TO ESTABLISH THE READING GRADE IAW
 3570 ==> MIL-STD-1752. THE AIR FORCE SPECIALTY CODE SHALL BE CITED IN
 3571 ==> BLOCK 16 OF DI-M-3407B.
 3572 ==>
 3573 ==> CDRL: TECHNICAL ORDERS SHALL BE PREPARED IAW THE SPECIFICATIONS
 3574 ==> CITED ON DI-M-3407B.
 3575 ==>
 3576 ==> CONTRACT: ADD THE FOLLOWING TO SECTION H IN THE SCHEDULE OF THE
 3577 ==> CONTRACT: "THE CONTRACTOR SHALL INCORPORATE INTO ALL
 3578 ==> MANUALS, AT NO INCREASE IN COST, ALL CHANGES RESULTING
 3579 ==> FROM VALIDATION, VERIFICATION, NO-COST ECPs OR ANY
 3580 ==> REVIEW. FOR CHANGES RESULTING FROM COSTED ECPs, THE
 3581 ==> CONTRACTOR SHALL SUBMIT A PROPOSAL WITH THE ECP."
 3582 ==>
 3583 ==> WILL EXISTING MILITARY OR COMMERCIAL MANUALS BE USED ?
 3584 ==>
 3585 ==> CDRL: YOU MUST DETERMINE THE AIR FORCE SPECIALTY CODE OF MAINTENANCE
 3586 ==> PERSONNEL IN ORDER TO ESTABLISH THE READING GRADE IAW
 3587 ==> MIL-STD-1752. THE AIR FORCE SPECIALTY CODE SHALL BE CITED IN
 3588 ==> BLOCK 16 OF DI-M-3407B.
 3589 ==>
 3590 ==> CDRL: THE FOLLOWING WILL BE CITED IN BLOCK 16 OF DI-M-3405A: "THE
 3591 ==> EXISTING MILITARY OR COMMERCIAL MANUALS SUBMITTED WITH THESE
 3592 ==> NOTICES WILL BE REVIEWED IAW MIL-M-7298C. THE CONTRACTOR WILL
 3593 ==> BE NOTIFIED IF THEY ARE 1) ADEQUATE, 2) CAN BE MADE ADEQUATE
 3594 ==> WITH SUPPLEMENTAL DATA, OR 3) REQUIRE PREPARATION OF A NEW
 3595 ==> MANUAL."
 3596 ==>
 3597 ==> CONTRACT: SEPARATE TECHNICAL DATA FOR TRAINING MAY BE NEEDED. CHECK

3598 ==> WITH ATC AND THE USING COMMAND.

3599 ==>

3600 ==> IS A TECHNICAL ORDER PUBLICATION PLAN REQUIRED ?

3601 ==>

3602 ==> CDRL: ADD THE FOLLOWING TO BLOCK 16 OF DI-M-3401: "THE PLAN SHALL

3603 ==> DESCRIBE THE RELATIONSHIP BETWEEN WEAPON SYSTEM AND EQUIPMENT

3604 ==> SUPPORT ANALYSIS AND T.O. PREPARATION. THE APPROVED PLAN

3605 ==> SHALL BE UTILIZED BY THE CONTRACTOR AND THE AIR FORCE AS THE

3606 ==> BASIS FOR ALL T.O. PUBLICATION ACTIONS DURING THE LIFE OF

3607 ==> THE CONTRACT."

3608 ==>

3609 ==> OF TECHNICAL ORDER (T.O.) REVIEWS REQUIRED ?

3610 ==>

3611 ==> CAUTION: GENERALLY, CONTRACTOR PREPARED T.O.s MUST BE REVIEWED BY

3612 ==> THE GOVERNMENT DURING DEVELOPMENT.

3613 ==>

3614 ==> Technical Order (T.O.) Reviews:

3615 ==> Guidance Conference. Not later than 30 days after contract award

3616 ==> the contractor shall host a T.O. Guidance Conference between key

3617 ==> Air Force and contractor personnel to explain his development

3618 ==> approach.

3619 ==>

3620 ==> In Process Reviews. In Process Reviews shall be held IAW the

3621 ==> schedule agreed upon at the Guidance Conference.

3622 ==>

3623 ==> Validation. Validation shall be conducted by actual performance

3624 ==> on the equipment of all precedural technical data. Each procedure

3625 ==> shall be witnessed by a representative of the procuring agency.

3626 ==> Upon completion, a validation record (AFSC Form 11) shall be

3627 ==> submitted IAW the CDRL.

3628 ==>

3629 ==> Verification. Verification shall be accomplished prior to IOT&E.

3630 ==> Verified preliminary T.O.s shall be used to support IOT&E. The

3631 ==> contractor shall provide engineering and technical assistance

3632 ==> during the verification period and assist in formulating a T.O.

3633 ==> Verification Plan.

3634 ==> Pre-publication Review. A Pre-publication Review shall be held NLT

3635 ==> ___ days after verification.

3636 ==>

3637 ==> SOW: SPECIFY WHEN THE PRE-PUBLICATION REVIEW WILL BE HELD.

3638 ==>

3639 ==> PLEASE RECONSIDER YOUR ANSWER! T.O. REVIEWS ARE NORMALLY REQUIRED BY

3640 ==> THE GOVERNMENT.

3641 ==>

3642 ==> ARE CONTRACTOR FURNISHED AEROSPACE EQUIPMENT/CONTRACTOR FURNISHED

3643 ==> EQUIPMENT (CFAE/CFE) NOTICES REQUIRED ?

3644 ==>

3645 ==> CDRL: THE FOLLOWING WILL BE CITED IN BLOCK 16 OF THE CDRL: "NOTICES

3646 ==> SHALL BE SUBMITTED FOR ALL ITEMS OF EQUIPMENT INCLUDING

3647 ==> COMMERCIAL, EXISTING MILITARY, AND SUPPORT EQUIPMENT."

3648 ==>

3649 ==> ARE TECHNICAL ORDER STATUS AND SCHEDULES REQUIRED ?

3650 ==>

3651 ==> WILL YOUR SYSTEM REQUIRE TRAINING FOR OPERATION AND MAINTENANCE ?

3652 ==>

3653 ==> Government personnel will require training for software

3654 ==> maintenance as well as operation and maintenance training on

3655 ==> the system, its PME and support equipment.

3656 ==> Consideration has been given to the training needs of this

3657 ==> system, and it has been concluded that no training is required to

3658 ==> test this system during DT&E/IOT&E.

3659 ==> WILL TRAINING BE INCLUDED AS A CONTRACT LINE ITEM IN THE FSD CONTRACT?

3660 ==>

3661 ==> NOTE: NORMALLY, TRAINING REQUIREMENTS ARE PROCURED SOLELY BY ATC;

3662 ==> THEREFORE, YOU SHOULD NORMALLY PROVIDE A NO RESPONSE TO THIS

3663 ==> QUESTION!

3664 ==>

3665 ==> SOW: BEFORE A TRAINING CONTRACT CAN BE IMBEDDED IN THE SOW, IT IS

3666 ==> IMPERATIVE THAT THE USERS AND PROGRAM OFFICE THOROUGHLY UNDER-

3667 ==> STAND WHAT THEY NEED. A FIRM USER TRAINING REQUIREMENT AND

3668 ==> MAINTENANCE CONCEPT ARE NECESSARY TO EFFECTIVELY WRITE THE

3669 ==> TRAINING SOW. FURTHERMORE, A DEVIATION TO AFR 50-9 MUST BE

3670 ==> OBTAINED FROM USAF/MPPT BEFORE TRAINING CAN BE CARRIED AS AN

3671 ==> ESD LINE ITEM (REF: AFR 50-9 AND AFR 50-2).

3672 ==>

3673 ==>

3674 ==> SOW: THE PROGRAM OFFICE SHOULD CONTACT THE LOCAL AIR TRAINING COMMAND

3675 ==> (ATC) RESIDENT OFFICE. THEY CAN PROVIDE GUIDANCE ON WRITING THE

3676 ==> IMBEDDED TRAINING CONTRACT.

3677 ==>

3678 ==>

3679 ==> The requirement for training shall be satisfied through a

3680 ==> separate contract to be awarded by the Air Training Command (ATC).

3681 ==> The contractor shall be required to respond to an ATC Request for

3682 ==> Proposal Package (RFPP). Training shall be completed not more than

3683 ==> 60 days and not less than 30 days prior to the date trained personnel

3684 ==> are required to operate and/or maintain the equipment. Develop

3685 ==> Training planning information, DI-H-7066. After Government approval,

3686 ==> it shall become an appendix to the ISP.

3687 ==>

3688 ==> WILL YOUR SYSTEM INCLUDE THE DEVELOPMENT OF TRAINING EQUIPMENT ?

3689 ==>

3690 ==> NOTE: NORMALLY, TRAINING EQUIPMENT IS NOT DEVELOPED DURING THIS

3691 ==> PHASE. YOU SHOULD NORMALLY RESPOND WITH A NO RESPONSE TO

3692 ==> THIS QUESTION!

3693 ==>

3694 ==> Ensure system engineering and analysis efforts include provisions

3695 ==> for training equipment/software design and development. All

3696 ==> specifications for this equipment shall be subject to configuration

3697 ==> management procedures.

3698 ==> Any equipment required for individual/crew-type training shall

3699 ==> be delivered to the appropriate training site, installed, and checked

3700 ==> out in sufficient time to allow subject training to be completed

3701 ==> prior to system test. Document the quantity and type of repair parts

3702 ==> needed to support equipment maintenance. Upon completion of testing,

3703 ==> refurbish any prototype training or operational equipment used for

3704 ==> training to the standards required for delivery under the contract.
 3705 ==>
 3706 ==>
 3707 ==> SOW: COORDINATE WITH LOGISTICS AND TEST TO AVOID DUPLICATION.
 3708 ==>
 3709 ==> Assure that one set of production equivalent equipment (including
 3710 ==> support equipment) acquired under this acquisition is available to
 3711 ==> provide hands-on training to Government personnel. No equipment shall
 3712 ==> be developed solely for contractor-conducted training. The contractor
 3713 ==> shall be responsible for all logistic support for all contractor and
 3714 ==> Government furnished equipment used to support training. Assure the
 3715 ==> equipment is available and maintained during hands-on training.
 3716 ==> Allocate sufficient time in the production/refurbishment schedule to
 3717 ==> support training.
 3718 ==>
 3719 ==> SOW: EQUIPMENT USED FOR TRAINING MAY BE BRASS-BOARDS OR FIRST
 3720 ==> PRODUCTION ARTICLE, PROVIDED THE EQUIPMENT USED IS LIKE THE
 3721 ==> ITEM TO BE TESTED. CONTRACTORS MAY REQUEST DEVIATIONS OF TYPE
 3722 ==> EQUIPMENT USED FOR TRAINING; HOWEVER, THEY ARE REQUIRED TO
 3723 ==> SUBMIT A FORMAL REQUEST FOR DEVIATION TO THE PROGRAM OFFICE.
 3724 ==> SERIOUS CONSIDERATION SHOULD BE GIVEN TO SUCH REQUESTS BEFORE
 3725 ==> GRANTING AUTHORIZATION TO DEVIATE.
 3726 ==>
 3727 ==> WILL YOUR SYSTEM REQUIRE THE DEVELOPMENT OF TECHNICAL ORDERS/MANUALS ?
 3728 ==>
 3729 ==> Training material, Data and Services. Disposition of
 3730 ==> instructional materials and training aids shall be as specified in
 3731 ==> the ATC training contract (DI-H-3407).
 3732 ==> IF TECHNICAL ORDERS/MANUALS ARE NOT AVAILABLE IN TIME FOR TRAINING,
 3733 ==> IS THERE A CONTINGENCY PLAN ?
 3734 ==>
 3735 ==> Training Support Data. Use the appropriate technical orders for
 3736 ==> training when available. In the event technical orders are not
 3737 ==> available, training support data shall be provided (DI-H-3258A).
 3738 ==>
 3739 ==> SOW/ DI-H-3258A, TRAINING SUPPORT DATA, IS ANY RECORDED INFORMATION
 3740 ==> CDRL: SUITABLE FOR USE IN ESTABLISHING AND SUPPORTING TRAINING -
 3741 ==> TRAINING MATERIALS AND COURSE CONTROL DOCUMENTS. IT IS A
 3742 ==> CONTINGENCY ITEM, REQUIRED EARLY IN THE ACQUISITION PHASE,
 3743 ==> WHEN NOT ECONOMICALLY FEASIBLE TO OBTAIN VALID PRELIMINARY
 3744 ==> TECHNICAL ORDERS PRIOR TO THE START OF TRAINING. IT IS
 3745 ==> NORMALLY PLACED ON THE CDRL IN DEFERRED STATUS.
 3746 ==>
 3747 ==>
 3748 ==> CDRL: IF TRAINING SUPPORT DATA IS NEEDED AT A LATER DATE, DI-H-3258A
 3749 ==> MAY BE ADDED AS A CONTRACT MODIFICATION.
 3750 ==>
 3751 ==> WILL EQUIPMENT BE PRODUCED AND SHIPPED DURING THIS PHASE ?
 3752 ==>
 3753 ==> See the General Provisions of this contract and section 5 of the
 3754 ==> product specification.
 3755 ==> CONTRACT: PLACE DAR 1-1204 ON CONTRACT.
 3756 ==>

3757 ==> SPEC: PLACE MIL-P-9024 AND MIL-STD-794 IN SECTION 5 OF THE PRODUCT
 3758 ==> SPECIFICATION.
 3759 ==> ■
 3760 ==> Preservation, packaging and packing requirements do not apply to this
 3761 ==> phase of the contract. ■
 3762 ==> WILL THE DELIVERY TERMS BE FOB ORIGIN ?
 3763 ==> ■
 3764 ==> CONTRACT: ADD DAR 7-104.70 TO THE CONTRACT.
 3765 ==> ■
 3766 ==> WILL THE DELIVERY TERMS BE FOB DESTINATION ?
 3767 ==> ■
 3768 ==> CONTRACT: ADD DAR 7-104.71 TO THE CONTRACT.
 3769 ==> ■
 3770 ==> WILL THE CONTRACTOR PREPARE THE PACKAGING, PACKING, MARKING, AND
 3771 ==> SHIPMENT OF HAZARDOUS, DANGEROUS MATERIAL ?
 3772 ==> ■
 3773 ==> CONTRACT: ADD DAR 7-104.79 TO THE CONTRACT.
 3774 ==> ■
 3775 ==> WILL SPECIALIZED CONTAINERS BE REQUIRED TO MEET CONTRACTUAL
 3776 ==> REQUIREMENTS ?
 3777 ==> ■
 3778 ==> CDRL: PLACE DI-L-3339 ON THE CDRL.
 3779 ==> ■
 3780 ==> CONTRACT: ADD DAR AFSC SUP 7-104.67, SUP 1-1204 (f) AND SUP 1-1204.50
 3781 ==> TO THE CONTRACT.
 3782 ==> ■
 3783 ==> WILL PROVISIONAL INITIAL OPERATIONAL SPARE/REPAIR PARTS BE REQUIRED ?
 3784 ==> ■
 3785 ==> CDRL: DI-L-6147A APPLIES; TAILOR AS REQUIRED.
 3786 ==> ■
 3787 ==> CONTRACT: ADD ESD DAR 7.8506.1 (G.4) TO THE CONTRACT.
 3788 ==> ■
 3789 ==> WILL KNOWN LEVELS OF PACKAGING AND PACKING BE SPECIFIED FOR ALL
 3790 ==> CATEGORIES OF EQUIPMENT AND MATERIALS TO BE DELIVERED UNDER THE
 3791 ==> TERMS OF THE CONTRACT ?
 3792 ==> ■
 3793 ==> CONTRACT: ADD ESD DAR 7.8506.1 (G.1) AND (G.2) OR (G.3) TO THE
 3794 ==> CONTRACT.
 3795 ==> ■
 3796 ==> DOES THE SCHEDULE REFLECT FREIGHT ON BOARD (FOB) DESTINATION ?
 3797 ==> ■
 3798 ==> Notify the cognizant transportation officer when assistance is re-
 3799 ==> quired in arranging for Government transportation support, where ex-
 3800 ==> isting commercial transportation capability is inadequate, or delivery
 3801 ==> of equipment cannot be accomplished, including transportation strikes.
 3802 ==> ■
 3803 ==> Arrange all export customs clearances and the preparation of customs
 3804 ==> documentation (overseas shipments only).
 3805 ==> ■
 3806 ==> Provide all services required including, but not limited to, the load-
 3807 ==> ing, off-loading, blocking and bracing of carriers equipment.
 3808 ==> ■
 3809 ==> See the General Provisions of this contract. ■

3810 ==> CONTRACT: DAR CLAUSE IS REQUIRED. CONTACT THE STAFF SPECIALIST FOR
3811 ==> ASSISTANCE.
3812 ==>
3813 ==> Provide all services required including, but not limited to, the load-
3814 ==> ing, off-loading, blocking and bracing of carriers equipment.
3815 ==>
3816 ==> Furnish materials handling equipment and resources required to load,
3817 ==> block, and brace the equipment onto the carrier's equipment at point
3818 ==> of origin.
3819 ==>
3820 ==> Consider consolidating shipments whenever it is feasible to do so
3821 ==> without impairing the program shipping schedules.
3822 ==> Submit to the Program Office (PO) his passenger and cargo movement
3823 ==> requirements IAW PO instructions (overseas only).
3824 ==>
3825 ==> See the General Provisions of this contract.
3826 ==> CONTRACT: DAR CLAUSE IS REQUIRED. CONTACT THE STAFF SPECIALIST FOR
3827 ==> ASSISTANCE.
3828 ==>
3829 ==> CDRL: DATA ITEMS ARE REQUIRED. CONTACT THE STAFF SPECIALIST FOR
3830 ==> ASSISTANCE.
3831 ==>
3832 ==> SOW: THE GOVERNMENT MUST ASSIST THE CONTRACTOR, UPON REQUEST, IN
3833 ==> OBTAINING ROUTE ORDERS, CARRIERS AND OTHER NECESSARY INFORMATION
3834 ==> WHICH MAY BE REQUIRED. THE GOVERNMENT IS RESPONSIBLE FOR THE
3835 ==> MOVEMENT OF MATERIAL AND PERSONNEL TO THE ULTIMATE DESTINA-
3836 ==> TION(S), WITHIN THE LIMITS OF THEIR CAPABILITIES.
3837 ==>
3838 ==> ARE THE TERMS FREIGHT ON BOARD (FOB) DESTINATION AT A REMOTE SITE ?
3839 ==>
3840 ==> Notify the cognizant transportation officer when assistance is re-
3841 ==> quired in arranging for Government transportation support where ex-
3842 ==> isting commercial transportation capability is inadequate or delivery
3843 ==> of equipment cannot be accomplished, including transportation strikes.
3844 ==>
3845 ==> Arrange all export customs clearances and the preparation of customs
3846 ==> documentation (overseas shipments only).
3847 ==>
3848 ==> Provide materials handling equipment and resources for the on-loading,
3849 ==> blocking and bracing of items to be shipped on the carrier's equip-
3850 ==> ment, as well as, on-site loading, including transportation of per-
3851 ==> sonnel and material.
3852 ==>
3853 ==> Report transportation type discrepancies (lost/astray freight, damage,
3854 ==> shortages, etc.) incurred as a result of Government furnished trans-
3855 ==> portation to the appropriate Government site representative and the
3856 ==> Contracting Officer (PCO/ACO).
3857 ==>
3858 ==> See the General Provisions of this contract.
3859 ==> CONTRACT: DAR CLAUSE IS REQUIRED. CONTACT THE STAFF SPECIALIST FOR
3860 ==> ASSISTANCE.
3861 ==>
3862 ==> Furnish materials handling equipment and resources required to load,

3863 ==> block, and brace the equipment onto the carrier's equipment at point
 3864 ==> of origin.
 3865 ==>
 3866 ==> Submit passenger and cargo movement requirements per the CDRL. ■
 3867 ==> SOW: THE GOVERNMENT MUST SUPPLY ON-SITE TRANSPORTATION SUPPORT, WITH-
 3868 ==> IN THE LIMITS OF THEIR EXISTING CAPABILITIES, AS REQUESTED BY
 3869 ==> THE CONTRACTOR.
 3870 ==>
 3871 ==> SOW: THE GOVERNMENT IS REPOSIBLE FOR FURNISHING MATERIALS HANDLING
 3872 ==> EQUIPMENT AND RESOURCES REQUIRED TO OFF-LOAD CARRIER'S EQUIP-
 3873 ==> MENT.
 3874 ==>
 3875 ==> SOW: THE GOVERNMENT IS RESPONSIBLE FOR THE MOVEMENT OF MATERIAL AND
 3876 ==> PERSONNEL TO THE ULTIMATE DESTINATION(S), WITHIN THE LIMITS OF
 3877 ==> THEIR CAPABILITIES.
 3878 ==>
 3879 ==> CDRL: TASK THE CONTRACTOR TO SUBMIT TO THE PROGRAM OFFICE HIS PAS-
 3880 ==> SENDER AND CARGO MOVEMENT REQUIREMENTS IAW THE CDRL.
 3881 ==>
 3882 ==> DOES THE SYSTEM HAVE CLASSIFIED HARDWARE ? ■
 3883 ==> ■
 3884 ==> See DAR 7-104.12 in the General Provisions of this contract.
 3885 ==>
 3886 ==> Prepare all necessary transportation documentation, including
 3887 ==> forecasting shipping requirements, necessary to initiate a
 3888 ==> shipment from origin to ultimate destination(s). ■
 3889 ==> CONTRACT: APPLY DAR 7-104.12 (MILITARY SECURITY REQUIREMENTS) TO THE
 3890 ==> GENERAL PROVISIONS OF THE CONTRACT. ALSO APPLY AFR 75-1,
 3891 ==> CHAPTER 8 TO THE CONTRACT. CONTACT YOUR BUYER OR PCO FOR
 3892 ==> ASSISTANCE.
 3893 ==> ■
 3894 ==> DOES THE EQUIPMENT EXCEED THE TRANSPORTABILITY PARAMETERS LISTED IN
 3895 ==> MIL -P-9024 ?
 3896 ==> ■
 3897 ==> Perform studies to identify potential areas that may pose problems in
 3898 ==> deployment of proposed systems equipment. Provide recommended course
 3899 ==> of action to assure movement of system equipment from the source of
 3900 ==> supply to ultimate destination(s) during acquisition. ■
 3901 ==> CDRL: TAILOR AND APPLY DID.
 3902 ==> ■
 3903 ==> WILL THE CONTRACTOR BE REQUIRED TO TRAVEL DURING THIS PHASE ?
 3904 ==> ■
 3905 ==> See Section H of this contract. ■
 3906 ==> Travel requirements are not applicable during this phase. ■
 3907 ==> IFPP: THE CONTRACTOR IS NOT REQUIRED TO TRAVEL IN PERFORMANCE OF THIS
 3908 ==> EFFORT. ■
 3909 ==> ■
 3910 ==> WILL ANY OF THE CONTRACTOR'S TRAVEL BE ACCOMPLISHED VIA GOVERNMENT
 3911 ==> EXPENSE ?
 3912 ==> ■
 3913 ==> CONTRACT: ENTER DAR 15.205.46 IN SECTION H OF THE CONTRACT.
 3914 ==> REFERENCE AFR 75-8 AND AFR 10-7 FOR INFORMATION.
 3915 ==> ■

3916 ==> CONTRACT: ADD THE FOLLOWING TO SECTION H OF THE CONTRACT:
3917 ==> THE CONTRACTOR WILL BE RESPONSIBLE FOR OBTAINING AND
3918 ==> FUNDING ALL TRAVEL AND ASSOCIATED COSTS REQUIRED IN THE
3919 ==> PERFORMANCE OF THIS EFFORT.
3920 ==>
3921 ==> THE CONTRACTOR AGREES TO USE THE LOWEST COST MODE OF
3922 ==> TRANSPORTATION COMMENSURATE WITH MISSION REQUIREMENTS
3923 ==> IAW GOOD TRAFFIC MANAGEMENT PRINCIPLES. WHEN COSTS ARE
3924 ==> FAVORABLE, AMERICAN FLAG CARRIERS WILL BE EMPLOYED.
3925 ==>
3926 ==> WILL THE CONTRACTOR'S TRAVEL WITHIN THE 48 CONTIGUOUS STATES BE
3927 ==> PERFORMED AT GOVERNMENT EXPENSE ?
3928 ==>
3929 ==> CONTRACT: ADD THE FOLLOWING TO SECTION H OF THE CONTRACT:
3930 ==> ALL CONTRACTOR TRAVEL WITHIN THE 48 CONTIGUOUS STATES IS
3931 ==> TO BE APPROVED BY THE CONTRACTING OFFICER OR HIS DESIG-
3932 ==> NATED REPRESENTATIVE.
3933 ==>
3934 ==> TRAVEL POLICIES GOVERNING DOD PERSONNEL WILL BE APPLICA-
3935 ==> BLE TO THE CONTRACTING PERSONNEL DURING THIS EFFORT.
3936 ==>
3937 ==> WHEN THE COST OF TRANSPORTATION IS PAID BY THE GOVERN-
3938 ==> MENT TO A COMMERCIAL CARRIER, SUCH PAYMENT WILL BE MADE
3939 ==> BY USE OF A GOVERNMENT TRANSPORTATION REQUEST (GTR).
3940 ==>
3941 ==> THE CONTRACTOR WILL BE RESPONSIBLE FOR ALL TRAVEL AND
3942 ==> ASSOCIATED COSTS OTHER THAN THOSE SPECIFICALLY MADE FOR
3943 ==> THIS EFFORT.
3944 ==>
3945 ==> CONTRACT: ADD THE FOLLOWING TO SECTION H OF THE CONTRACT:
3946 ==> THE CONTRACTOR WILL BE RESPONSIBLE FOR OBTAINING AND
3947 ==> FUNDING ALL DOMESTIC (CONUS) TRAVEL AND ASSOCIATED COSTS
3948 ==> IN PERFORMANCE OF THIS EFFOR .
3949 ==>
3950 ==> THE CONTRACTOR AGREES TO USE THE LOWEST COST MODE OF
3951 ==> TRANSPORTATION COMMENSURATE WITH MISSION REQUIREMENTS
3952 ==> IAW GOOD TRAFFIC MANAGEMENT PRINCIPLES. WHEN COSTS ARE
3953 ==> FAVORABLE, AMERICAN FLAG CARRIERS WILL BE EMPLOYED.
3954 ==>
3955 ==> WILL THE CONTRACTOR'S TRAVEL TO AND FROM ALASKA AND HAWAII BE
3956 ==> PERFORMED AT GOVERNMENT EXPENSE ?
3957 ==>
3958 ==> CONTRACT: ADD THE FOLLOWING TO SECTION H OF THE CONTRACT:
3959 ==> ALL CONTRACTOR TRAVEL TO AND FROM ALASKA AND HAWAII IS TO
3960 ==> BE APPROVED BY THE CONTRACTING OFFICER OR HIS DESIGNATED
3961 ==> REPRESENTATIVE.
3962 ==>
3963 ==> TRAVEL POLICIES GOVERNING DOD PERSONNEL WILL BE APPLICA-
3964 ==> BLE TO THE CONTRACTING PERSONNEL DURING THIS EFFORT.
3965 ==>
3966 ==> WHEN THE COST OF TRANSPORTATION IS PAID BY THE GOVERN-
3967 ==> MENT TO A COMMERCIAL CARRIER, SUCH PAYMENT WILL BE MADE
3968 ==> BY USE OF A GOVERNMENT TRANSPORTATION REQUEST (GTR).


3969 ==>
3970 ==> THE CONTRACTOR WILL BE RESPONSIBLE FOR ALL TRAVEL AND
3971 ==> ASSOCIATED COSTS OTHER THAN THOSE SPECIFICALLY MADE FOR
3972 ==> THIS EFFORT.
3973 ==>
3974 ==> CONTRACT: ADD THE FOLLOWING TO SECTION H OF THE CONTRACT:
3975 ==> THE CONTRACTOR IS RESPONSIBLE FOR OBTAINING AND FUNDING
3976 ==> ALL TRAVEL AND ASSOCIATED COSTS TO AND FROM ALASKA AND
3977 ==> HAWAII IN PERFORMANCE OF THIS EFFORT.
3978 ==>
3979 ==> THE CONTRACTOR AGREES TO USE THE LOWEST COST MODE OF
3980 ==> TRANSPORTATION COMMENSURATE WITH MISSION REQUIREMENTS
3981 ==> IAW GOOD TRAFFIC MANAGEMENT PRINCIPLES. WHEN COSTS
3982 ==> ARE FAVORABLE, AMERICAN FLAG CARRIERS WILL BE EMPLOYED.
3983 ==>
3984 ==> WILL THE CONTRACTOR'S TRAVEL TO AND FROM CONUS AND OVERSEAS AREAS BE
3985 ==> PERFORMED AT GOVERNMENT EXPENSE ?
3986 ==>
3987 ==> CONTRACT: ADD THE FOLLOWING TO SECTION H OF THE CONTRACT:
3988 ==> ALL CONTRACTOR-PERSONNEL TRAVEL BETWEEN CONUS AND OVER-
3989 ==> SEAS DESTINATIONS AND TRAVEL WITHIN OVERSEAS AREAS IS TO
3990 ==> BE APPROVED BY THE CONTRACTING OFFICER OR HIS DESIGNATED
3991 ==> REPRESENTATIVE. THE CONTRACTOR SHALL SUBMIT HIS OVERSEAS
3992 ==> TRAVEL REQUEST NOT LATER THAN 45 DAYS PRIOR TO HIS
3993 ==> PLANNED DEPARTURE DATE. IN ORDER TO PROCESS TRAVEL OR-
3994 ==> DERS AND TO OBTAIN THEATRE CLEARANCE FROM THE OVERSEAS
3995 ==> COMMANDER, THE FOLLOWING INFORMATION IS REQUIRED FOR EACH
3996 ==> TRAVELER:
3997 ==> (A) FULL NAME, HOME ADDRESS, AND SSAN OF TRAVELER;
3998 ==> (B) CITIZENSHIP AND PASSPORT NUMBER;
3999 ==> (C) SECURITY CLEARANCE (DATE AND PLACE OF ISSUANCE);
4000 ==> (D) DATE OF DEPARTURE/DURATION;
4001 ==> (E) ITINERARY/PURPOSE (DETAILED JUSTIFICATION FOR VARI-
4002 ==> ATIONS IF APPLICABLE).
4003 ==>
4004 ==> TRANSPORTATION FROM THE PORT OF ENTRY OVERSEAS WILL BE
4005 ==> FURNISHED BY THE GOVERNMENT.
4006 ==>
4007 ==> TRAVEL POLICIES GOVERNING DOD PERSONNEL WILL BE APPLICA-
4008 ==> BLE TO THE CONTRACTING PERSONNEL DURING THIS EFFORT.
4009 ==>
4010 ==> WHEN THE COST OF TRANSPORTATION IS PAID BY THE GOVERNMENT
4011 ==> TO A COMMERCIAL CARRIER, SUCH PAYMENT WILL BE MADE BY USE
4012 ==> OF A GOVERNMENT TRANSPORTATION REQUEST (GTR).
4013 ==>
4014 ==> THE CONTRACTOR MAY REQUEST A ONE-YEAR BLANKET THEATRE
4015 ==> CLEARANCE FOR THOSE PERSONS WHOM HE HAS IDENTIFIED WHO
4016 ==> WILL BE PERFORMING REPEATED TRAVEL FOR DIRECT ON-SITE
4017 ==> SUPPORT OF THIS EFFORT.
4018 ==>
4019 ==> UPON NOTIFICATION BY THE PO OF THEATRE CLEARANCE APPROV-
4020 ==> AL, THE CONTRACTOR WILL APPLY TO THE ADMINISTRATIVE CON-
4021 ==> TRACTING OFFICER (ACO) FOR ISSUANCE OF TRAVEL ORDERS AND

4022 ==> MILITARY AIRLIFT COMMAND RESERVATIONS OR GTR. SUCH AP-
4023 ==> PPLICATION SHALL BE MADE IAW THE POLICIES AND PROCEDURES
4024 ==> ESTABLISHED BY THE ACO.
4025 ==>
4026 ==> THE CONTRACTOR WILL BE RESPONSIBLE FOR ALL TRAVEL AND
4027 ==> ASSOCIATED COSTS OTHER THAN THOSE SPECIFICALLY MADE FOR
4028 ==> THIS EFFORT.
4029 ==>
4030 ==> NOTE: SEE AFSCR 30-5 FOR INFORMATION.
4031 ==>
4032 ==> CONTRACT: ADD THE FOLLOWING TO SECTION H OF THE CONTRACT:
4033 ==> THE CONTRACTOR IS RESPONSIBLE FOR OBTAINING AND FUNDING
4034 ==> OF ALL TRAVEL AND ASSOCIATED COSTS TO AND FROM OVERSEAS
4035 ==> AREAS IN PERFORMANCE OF THIS EFFORT.
4036 ==>
4037 ==> THE CONTRACTOR IS RESPONSIBLE FOR NOTIFYING THE CONTRACT-
4038 ==> ING OFFICER AND SUBMITTING THE FOLLOWING INFORMATION 45
4039 ==> DAYS PRIOR TO IMPENDING MOVEMENT OF PERSONNEL OVERSEAS:
4040 ==> (A) FULL NAME, HOME ADDRESS, AND SSAN OF TRAVELER;
4041 ==> (B) CITIZENSHIP AND PASSPORT NUMBER;
4042 ==> (C) SECURITY CLEARANCE (DATE AND PLACE OF ISSUANCE);
4043 ==> (D) DATE OF DEPARTURE/DURATION;
4044 ==> (E) ITINERARY/PURPOSE (DETAILED JUSTIFICATION FOR VARI-
4045 ==> ATIONS IF APPLICABLE).
4046 ==>
4047 ==> THE CONTRACTOR AGREES TO USE THE LOWEST COST MODE OF
4048 ==> TRANSPORTATION COMMENSURATE WITH MISSION REQUIREMENTS IAW
4049 ==> GOOD TRAFFIC MANAGEMENT PRINCIPLES. WHEN COSTS ARE FA-
4050 ==> VORABLE, AMERICAN FLAG CARRIERS WILL BE EMPLOYED.
4051 ==>
4052 ==>
4053 ==>

Appendix D: Indexes File

Key	Record		
Value	Value		
-----	-----		
0001 ==> 1	00063	0026	
0002 ==> A	00001	0000	
0003 ==> 2	00000	0006	
0004 ==> 3	000-1	0024	
0005 ==> 4	00000	0025	
0006 ==> M	01236	0007	
0007 ==> P	00024	0008	
0008 ==> P	00375	0009	
0009 ==> P	00325	0010	
0010 ==> P	00323	0011	
0011 ==> P	00373	0012	
0012 ==> P	00355	0013	
0013 ==> P	00353	0014	
0014 ==> P	00315	0015	
0015 ==> P	00369	0016	
0016 ==> P	00367	0017	
0017 ==> M	01124	0018	
0018 ==> P	00333	0019	
0019 ==> P	00341	0020	
0020 ==> P	00339	0021	
0021 ==> P	00359	0022	
0022 ==> P	00357	0023	
0023 ==> 6	00065	0000	
0024 ==> 5	00069	0000	
0025 ==> 6	00063	0000	
0026 ==> 1	00070	0038	
0027 ==> A	00002	0000	
0028 ==> 2	00000	0031	
0029 ==> 3	00000	0000	
0030 ==> 4	00000	0036	
0031 ==> M	01236	0032	
0032 ==> P	00024	0033	
0033 ==> P	00263	0034	
0034 ==> D	00793	0035	
0035 ==> C	00201	0000	
0036 ==> 6	00070	0037	
0037 ==> 5	00073	0000	
0038 ==> 1	00075	0052	
0039 ==> A	00003	0000	
0040 ==> 2	00000	0000	
0041 ==> 3	00000	0043	
0042 ==> 4	00000	0050	
0043 ==> M	01236	0044	
0044 ==> P	00024	0045	
0045 ==> P	00371	0046	

0046 ==> M	01124	0047
0047 ==> P	00351	0048
0048 ==> D	00793	0049
0049 ==> C	00201	0000
0050 ==> 6	00075	0051
0051 ==> 6	00080	0000
0052 ==> 1	00082	0061
0053 ==> A	00004	0000
0054 ==> 2	00000	0057
0055 ==> 3	00000	0000
0056 ==> 4	00000	0060
0057 ==> M	01124	0058
0058 ==> P	00377	0059
0059 ==> 6	00085	0000
0060 ==> 6	00082	0000
0061 ==> 1	00093	0000
0062 ==> A	00005	0000
0063 ==> 2	00000	0066
0064 ==> 3	00000	0000
0065 ==> 4	00000	0069
0066 ==> M	01124	0067
0067 ==> P	00379	0068
0068 ==> 6	00096	0000
0069 ==> 6	00093	0070
0070 ==> 6	00099	0000
0071 ==> 1	00101	0079
0072 ==> A	00006	0000
0073 ==> 2	00000	0076
0074 ==> 3	000-1	0077
0075 ==> 4	00000	0078
0076 ==> 6	00111	0000
0077 ==> 5	00115	0000
0078 ==> 6	00101	0000
0079 ==> 1	00116	0097
0080 ==> A	00007	0000
0081 ==> 2	00000	0084
0082 ==> 3	00000	0085
0083 ==> 4	00000	0096
0084 ==> 5	00122	0000
0085 ==> M	01222	0086
0086 ==> P	01896	0087
0087 ==> P	01894	0088
0088 ==> P	00269	0089
0089 ==> P	01892	0090
0090 ==> P	00048	0091
0091 ==> P	01898	0092
0092 ==> D	01015	0093
0093 ==> C	00645	0094
0094 ==> 5	00124	0095
0095 ==> 6	00130	0000
0096 ==> 6	00116	0000
0097 ==> 1	00138	0103
0098 ==> A	00008	0000



MICROCOPY RESOLUTION TEST CHART
NATIONAL BUREAU OF STANDARDS-1963-A

0099	==> 2	00001	0000
0100	==> 3	00000	0000
0101	==> 4	00000	0102
0102	==> 6	00138	0000
0103	==> 1	00141	0117
0104	==> A	00009	0000
0105	==> 2	000-1	0108
0106	==> 3	00000	0000
0107	==> 4	00000	0116
0108	==> M	01222	0109
0109	==> P	00048	0110
0110	==> P	00040	0111
0111	==> P	00030	0112
0112	==> P	01902	0113
0113	==> P	01900	0114
0114	==> D	01093	0115
0115	==> C	00765	0000
0116	==> 6	00141	0000
0117	==> 1	00144	0134
0118	==> A	00010	0000
0119	==> 2	00000	0122
0120	==> 3	00000	0000
0121	==> 4	00000	0133
0122	==> M	01222	0123
0123	==> P	00048	0124
0124	==> P	00040	0125
0125	==> P	00038	0126
0126	==> P	00034	0127
0127	> P	01904	0128
0128	==> P	01900	0129
0129	==> D	01017	0130
0130	==> C	00690	0131
0131	==> 6	00146	0132
0132	==> 6	00152	0000
0133	==> 6	00144	0000
0134	==> 1	00157	0147
0135	==> A	00011	0000
0136	==> 2	00000	0139
0137	==> 3	00000	0000
0138	==> 4	00000	0146
0139	==> M	01222	0140
0140	==> P	00048	0141
0141	==> P	00036	0142
0142	==> D	01017	0143
0143	==> C	00772	0144
0144	==> 6	00159	0145
0145	==> 6	00165	0000
0146	==> 6	00157	0000
0147	==> 1	00168	0160
0148	==> A	00012	0000
0149	==> 2	00000	0152
0150	==> 3	00000	0000
0151	==> 4	00000	0159

0152	==> M	01222	0153
0153	==> P	00048	0154
0154	==> P	00391	0155
0155	==> D	01017	0156
0156	==> C	00779	0157
0157	==> 6	00170	0158
0158	==> 6	00176	0000
0159	==> 6	00168	0000
0160	==> 1	00179	0000
0161	==> A	00013	0000
0162	==> 2	00000	0165
0163	==> 3	00000	0000
0164	==> 4	00000	0172
0165	==> M	01222	0166
0166	==> P	00048	0167
0167	==> P	00034	0168
0168	==> D	01017	0169
0169	==> C	00786	0170
0170	==> 6	00182	0171
0171	==> 6	00188	0000
0172	==> 6	00179	0000
0173	==> 1	00191	0191
0174	==> A	00014	0000
0175	==> 2	00000	0178
0176	==> 3	000-1	0189
0177	==> 4	00000	0190
0178	==> S	01095	0179
0179	==> P	01879	0180
0180	==> D	00967	0181
0181	==> C	00404	0182
0182	==> D	00969	0183
0183	==> C	00449	0184
0184	==> 5	00195	0185
0185	==> 6	00214	0186
0186	==> 6	00228	0187
0187	==> 6	00234	0188
0188	==> 6	00238	0000
0189	==> 7	00242	0000
0190	==> 6	00191	0000
0191	==> 1	00244	0233
0192	==> A	00015	0000
0193	==> 2	00000	0196
0194	==> 3	00000	0221
0195	==> 4	00000	0232
0196	==> 0	01354	0197
0197	==> P	00024	0198
0198	==> P	01200	0199
0199	==> P	01202	0200
0200	==> P	01204	0201
0201	==> S	01095	0202
0202	==> P	00024	0203
0203	==> P	01233	0204
0204	==> P	01220	0205

0205	==> P	01210	0206
0206	==> P	01212	0207
0207	==> P	01214	0208
0208	==> P	01216	0209
0209	==> P	01218	0210
0210	==> O	01347	0211
0211	==> P	01222	0212
0212	==> D	00984	0213
0213	==> C	00673	0214
0214	==> D	00972	0215
0215	==> C	00428	0216
0216	==> D	00975	0217
0217	==> C	00436	0218
0218	==> 5	00247	0219
0219	==> 5	00264	0220
0220	==> 5	00279	0000
0221	==> O	01347	0222
0222	==> P	01222	0223
0223	==> S	01095	0224
0224	==> P	01212	0225
0225	==> D	00988	0226
0226	==> C	00677	0227
0227	==> D	00978	0228
0228	==> C	00420	0229
0229	==> 5	00298	0230
0230	==> 5	00314	0231
0231	==> 6	00320	0000
0232	==> 6	00244	0000
0233	==> 1	00323	0000
0234	==> A	00016	0000
0235	==> 2	00000	0238
0236	==> 3	00000	0000
0237	==> 4	00000	0248
0238	==> S	01095	0239
0239	==> P	01224	0240
0240	==> D	00980	0241
0241	==> C	00412	0242
0242	==> D	00982	0243
0243	==> C	00444	0244
0244	==> 5	00325	0245
0245	==> 5	00345	0246
0246	==> 6	00348	0247
0247	==> 6	00355	0000
0248	==> 6	00323	0000
0249	==> 1	00360	0000
0250	==> A	00017	0000
0251	==> 2	00000	0254
0252	==> 3	000-1	0256
0253	==> 4	00000	0257
0254	==> 5	00362	0255
0255	==> 6	00367	0000
0256	==> 5	00376	0000
0257	==> 6	00360	0000

0258	==> 1	00377	0000
0259	==> A	00018	0000
0260	==> 2	00000	0263
0261	==> 3	000-1	0000
0262	==> 4	00000	0265
0263	==> 5	00380	0264
0264	==> 6	00381	0000
0265	==> 6	90377	0000
0266	==> 1	00388	0000
0267	==> A	00019	0000
0268	==> 2	00000	0271
0269	==> 3	000-1	0000
0270	==> 4	00000	0276
0271	==> M	01135	0272
0272	==> P	00070	0273
0273	==> 5	00390	0274
0274	==> 6	00397	0275
0275	==> 6	00401	0000
0276	==> 6	00388	0000
0277	==> 1	00407	0337
0278	==> A	00020	0000
0279	==> 2	00000	0282
0280	==> 3	000-1	0335
0281	==> 4	00000	0336
0282	==> M	01150	2830
0283	==> P	00048	0284
0284	==> P	00050	0285
0285	==> P	00046	0286
0286	==> P	00930	0287
0287	==> P	00044	0288
0288	==> P	00040	0289
0289	==> P	00038	0290
0290	==> P	00036	0291
0291	==> P	00391	0292
0292	==> P	00980	0293
0293	==> P	00034	0294
0294	==> P	00393	0295
0295	==> P	00028	0296
0296	==> M	01157	0297
0297	==> P	00024	0298
0298	==> P	00087	0299
0299	==> P	00085	0300
0300	==> P	00083	0301
0301	==> P	00080	0302
0302	==> P	00091	0303
0303	==> P	00089	0304
0304	==> P	00944	0305
0305	==> D	01020	0306
0306	==> C	00002	0307
0307	==> D	01023	0308
0308	==> C	00496	0309
0309	==> D	01046	0310
0310	==> C	00501	0311

0311	==> D	01048	0312
0312	==> C	00510	0313
0313	==> D	01050	0314
0314	==> C	00517	0315
0315	==> D	01054	0316
0316	==> C	00524	0317
0317	==> D	01057	0318
0318	==> C	00531	0319
0319	==> D	01062	0320
0320	==> C	00538	0321
0321	==> D	01060	0322
0322	==> C	00545	0323
0323	==> D	01043	0324
0324	==> C	00552	0325
0325	==> D	01039	0326
0326	==> C	00559	0327
0327	==> D	01036	0328
0328	==> C	00681	0329
0329	==> D	01033	0330
0330	==> C	00566	0331
0331	==> 6	00411	0332
0332	==> 6	00430	0333
0333	==> 6	00435	0334
0334	==> 6	00438	0000
0335	==> 6	00454	0000
0336	==> 6	00407	0000
0337	==> 1	00456	0000
0338	==> A	00021	0000
0339	==> 2	00000	0342
0340	==> 3	00000	0000
0341	==> 4	00000	0345
0342	==> 6	00459	0343
0343	==> 6	00464	0344
0344	==> 6	00468	0000
0345	==> 6	00456	0000
0346	==> 1	00471	0000
0347	==> A	00022	0000
0348	==> 2	00000	0351
0349	==> 3	00000	0417
0350	==> 4	00000	0418
0351	==> M	01291	0352
0352	==> P	00063	0353
0353	==> M	01135	0354
0354	==> P	00063	0355
0355	==> M	01298	0356
0356	==> P	00048	0357
0357	==> P	00050	0358
0358	==> P	00046	0359
0359	==> P	00040	0360
0360	==> P	00038	0361
0361	==> M	01316	0362
0362	==> P	01879	0363
0363	==> M	01110	0364

0364 ==> P	00048	0365
0365 ==> P	00662	0366
0366 ==> P	00050	0367
0367 ==> P	00046	0368
0368 ==> P	00044	0369
0369 ==> P	00042	0370
0370 ==> P	00040	0371
0371 ==> P	00038	0372
0372 ==> P	00036	0373
0373 ==> P	00391	0374
0374 ==> P	00034	0375
0375 ==> P	00393	0376
0376 ==> P	00032	0377
0377 ==> P	00030	0378
0378 ==> P	00028	0379
0379 ==> P	00395	0380
0380 ==> P	00397	0381
0381 ==> M	01307	0382
0382 ==> P	00048	0383
0383 ==> P	00050	0384
0384 ==> P	00046	0385
0385 ==> P	00930	0386
0386 ==> H	01142	0387
0387 ==> P	01879	0388
0388 ==> D	00808	0389
0389 ==> C	00378	0390
0390 ==> D	00815	0391
0391 ==> C	00384	0392
0392 ==> D	00812	0393
0393 ==> C	00389	0394
0394 ==> D	00810	0395
0395 ==> C	00394	0396
0396 ==> D	00801	0397
0397 ==> C	00399	0398
0398 ==> D	00804	0399
0399 ==> C	00479	0400
0400 ==> D	00806	0401
0401 ==> C	00486	0402
0402 ==> D	00796	0403
0403 ==> C	00491	0404
0404 ==> D	01023	0405
0405 ==> C	00496	0406
0406 ==> D	01026	0407
0407 ==> C	00651	0408
0408 ==> D	01029	0409
0409 ==> C	00656	0410
0410 ==> D	00799	0411
0411 ==> C	00606	0412
0412 ==> 6	00475	0413
0413 ==> 6	00480	0414
0414 ==> 6	00498	0415
0415 ==> 6	00518	0416
0416 ==> 6	00528	0000

0417	==> 6	00531	0000
0418	==> 6	00471	0419
0419	==> 6	00534	0000
0420	==> 1	00537	0427
0421	==> A	00023	0000
0422	==> 2	00000	0000
0423	==> 3	000-1	0425
0424	==> 4	00000	0426
0425	==> 7	00539	0000
0426	==> 6	00537	0000
0427	==> 1	00540	0446
0428	==> A	00024	0000
0429	==> 2	00000	0432
0430	==> 3	000-1	0444
0431	==> 4	00000	0445
0432	==> 7	00542	0433
0433	==> D	00961	0434
0434	==> C	00725	0435
0435	==> D	00818	0436
0436	==> C	00180	0437
0437	==> 6	00546	0438
0438	==> 6	00566	0439
0439	==> 6	00586	0440
0440	==> 6	00606	0441
0441	==> 6	00625	0442
0442	==> 6	00640	0443
0443	==> 6	00652	0000
0444	==> 7	00672	0000
0445	==> 6	00673	0000
0446	==> 1	00675	0466
0447	==> A	00025	0000
0448	==> 2	00001	0451
0449	==> 3	00000	0000
0450	==> 4	00000	0465
0451	==> M	01271	0452
0452	==> P	00163	0453
0453	==> P	00024	0454
0454	==> P	00463	0455
0455	==> P	00461	0456
0456	==> P	00299	0457
0457	==> P	00459	0458
0458	==> M	01229	0459
0459	==> P	00063	0460
0460	==> D	00965	0461
0461	==> C	00354	0462
0462	==> D	00818	0463
0463	==> C	00180	0464
0464	==> 5	00677	0000
0465	==> 6	00675	0000
0466	==> 1	00694	0498
0467	==> A	00026	0000
0468	==> 2	00000	0471
0469	==> 3	00001	0485

0470	==> 4	00001	0497
0471	==> M	01271	0472
0472	==> P	00163	0473
0473	==> P	00024	0474
0474	==> P	00463	0475
0475	==> P	00461	0476
0476	==> P	00299	0477
0477	==> P	00459	0478
0478	==> M	01229	0479
0479	==> P	00063	0480
0480	==> D	00965	0481
0481	==> C	00354	0482
0482	==> D	00818	0483
0483	==> C	00180	0484
484	==> 5	00696	0000
0485	==> M	01271	0486
0486	==> P	00163	0487
0487	==> P	00024	0488
0488	==> P	00463	0489
0489	==> P	00461	0490
0490	==> P	00467	0491
0491	==> P	00302	0492
0492	==> M	01229	0493
0493	==> P	00063	0494
0494	==> D	00818	0495
0495	==> C	00180	0496
0496	==> 5	00713	0000
0497	==> 6	00729	0000
0498	==> 1	00731	0000
0499	==> A	00027	0000
0500	==> 2	00001	0503
0501	==> 3	00001	0505
0502	==> 4	00001	0513
0503	==> 6	00740	0504
0504	==> 6	00746	0000
0505	==> 0	01361	0506
0506	==> P	00063	0507
0507	==> 0	01375	0508
0508	==> P	01815	0509
0509	==> 0	01368	0510
0510	==> P	00063	0511
0511	==> 0	01383	0512
0512	==> P	01815	0000
0513	==> 6	00750	0000
0514	==> 1	00753	0527
0515	==> A	00028	0000
0516	==> 2	00000	0519
0517	==> 3	00025	0000
0518	==> 4	00000	0524
0519	==> 5	00756	0520
0520	==> 5	00759	0521
0521	==> 6	00773	0522
0522	==> 6	00785	0523

0523	==>	6	00788	0000
0524	==>	6	00753	0525
0525	==>	6	00805	0526
0526	==>	6	00821	0000
0527	==>	1	00827	0534
0528	==>	A	00029	0000
0529	==>	2	00000	0532
0530	==>	3	00000	0000
0531	==>	4	00000	0533
0532	==>	6	00830	0000
0533	==>	6	00827	0000
0534	==>	1	00843	0540
0535	==>	A	00030	0000
0536	==>	2	00000	0000
0537	==>	3	00012	0000
0538	==>	4	00012	0539
0539	==>	6	00843	0000
0540	==>	1	00845	0547
0541	==>	A	00031	0000
0542	==>	2	00000	0545
0543	==>	3	00000	0000
0544	==>	4	00000	0546
0545	==>	6	00848	0000
0546	==>	6	00845	0000
0547	==>	1	00867	0554
0548	==>	A	00032	0000
0549	==>	2	00000	0552
0550	==>	3	00000	0000
0551	==>	4	00000	0553
0552	==>	6	00869	0000
0553	==>	6	00867	0000
0554	==>	1	00881	0561
0555	==>	A	00033	0000
0556	==>	2	00000	0559
0557	==>	3	00000	0000
0558	==>	4	00000	0560
0559	==>	6	00883	0000
0560	==>	6	00881	0000
0561	==>	1	00896	0567
0562	==>	A	00034	0000
0563	==>	2	00005	0000
0564	==>	3	00000	0000
0565	==>	4	00000	0566
0566	==>	6	00896	0000
0567	==>	1	00901	0574
0568	==>	A	00035	0000
0569	==>	2	00000	0572
0570	==>	3	00000	0000
0571	==>	4	00000	0573
0572	==>	6	00903	0000
0573	==>	6	00901	0000
0574	==>	1	00913	0581
0575	==>	A	00036	0000

0576	==> 2	00000	0579
0577	==> 3	00000	0000
0578	==> 4	00000	0580
0579	==> 6	00915	0000
0580	==> 6	00913	0000
0581	==> 1	00929	0588
0582	==> A	00037	0000
0583	==> 2	00000	0586
0534	==> 3	00000	0000
0585	==> 4	00000	0587
0586	==> 6	00931	0000
0587	==> 6	00929	0000
0588	==> 1	00944	0595
0589	==> A	00038	0000
0590	==> 2	00000	0593
0591	==> 3	00000	0000
0592	==> 4	00000	0594
0593	==> 6	00946	0000
0594	==> 6	00944	0000
0595	==> 1	00957	0602
0596	==> A	00039	0000
0597	==> 2	00000	0600
0598	==> 3	00000	0000
0599	==> 4	00000	0601
0600	==> 6	00959	0000
0601	==> 6	00957	0000
0602	==> 1	00967	0609
0603	==> A	00040	0000
0604	==> 2	00000	0607
0605	==> 3	00000	0000
0606	==> 4	00000	0608
0607	==> 6	00969	0000
0608	==> 6	00967	0000
0609	==> 1	00982	0616
0610	==> A	00041	0000
0611	==> 2	00000	0614
0612	==> 3	00000	0000
0613	==> 4	00000	0615
0614	==> 6	00984	0000
0615	==> 6	00982	0000
0616	==> 1	00992	0624
0617	==> A	00042	0000
0618	==> 2	00000	0621
0619	==> 3	00000	0000
0620	==> 4	00000	0623
0621	==> 6	00997	0622
0622	==> 6	01002	0000
0623	==> 6	00992	0000
0624	==> 1	01009	0630
0625	==> A	00043	0000
0626	==> 2	00000	0000
0627	==> 3	00009	0000
0628	==> 4	00009	0629

0629	==> 6	01009	0000
0630	==> 1	01012	0637
0631	==> A	00044	0000
0632	==> 2	00000	0635
0633	==> 3	00000	0000
0634	==> 4	00000	0636
0635	==> 6	01014	0000
0636	==> 6	01012	0000
0637	==> 1	01032	0644
0638	==> A	00045	0000
0639	==> 2	00000	0642
0640	==> 3	00000	0000
0641	==> 4	00000	0643
0642	==> 6	01034	0000
0643	==> 6	01032	0000
0644	==> 1	01044	0651
0645	==> A	00046	0000
0646	==> 2	00000	0649
0647	==> 3	00000	0000
0648	==> 4	00000	0650
0649	==> 6	01046	0000
0650	==> 6	01044	0000
0651	==> 1	01055	0658
0652	==> A	00047	0000
0653	==> 2	00000	0656
0654	==> 3	00000	0000
0655	==> 4	00000	0657
0656	==> 6	01057	0000
0657	==> 6	01055	0000
0658	==> 1	01066	0665
0659	==> A	00048	0000
0660	==> 2	00000	0663
0661	==> 3	00000	0000
0662	==> 4	00000	0664
0663	==> 6	01068	0000
0664	==> 6	01066	0000
0665	==> 1	01081	0672
0666	==> A	00049	0000
0667	==> 2	00000	0670
0668	==> 3	00000	0000
0669	==> 4	00000	0671
0670	==> 6	01083	0000
0671	==> 6	01081	0000
0672	==> 1	01095	0679
0673	==> A	00050	0000
0674	==> 2	00000	0677
0675	==> 3	00000	0000
0676	==> 4	00000	0678
0677	==> 6	01097	0000
0678	==> 6	01095	0000
0679	==> 1	01109	0686
0680	==> A	00051	0000
0681	==> 2	00000	0684

0682	==>	3	00000	0000
0683	==>	4	00000	0685
0684	==>	6	01111	0000
0685	==>	6	01109	0000
0686	==>	1	01123	0694
0687	==>	A	00052	0000
0688	==>	2	000-1	0691
0689	==>	3	000-1	0000
0690	==>	4	000-1	0693
0691	==>	6	01125	0692
0692	==>	6	01130	0000
0693	==>	6	01123	0000
0694	==>	1	01137	0702
0695	==>	A	00053	0000
0696	==>	2	00000	0699
0697	==>	3	00000	0000
0698	==>	4	00000	0701
0699	==>	6	01139	0700
0700	==>	6	01144	0000
0701	==>	6	01137	0000
0702	==>	1	01151	0709
0703	==>	A	00054	0000
0704	==>	2	00000	0707
0705	==>	3	00000	0000
0706	==>	4	00000	0708
0707	==>	6	01153	0000
0708	==>	6	01151	0000
0709	==>	1	01164	0000
0710	==>	A	00055	0000
0711	==>	2	00000	0714
0712	==>	3	00000	0000
0713	==>	4	00000	0715
0714	==>	6	01167	0000
0715	==>	6	01164	0000
0716	==>	1	01177	0728
0717	==>	A	00056	0000
0718	==>	2	00000	0721
0719	==>	3	00005	0000
0720	==>	4	00000	0727
0721	==>	D	00823	0722
0722	==>	C	00456	0723
0723	==>	D	00829	0724
0724	==>	C	00463	0725
0725	==>	D	00826	0726
0726	==>	C	00470	0000
0727	==>	6	01177	0000
0728	==>	1	01179	0743
0729	==>	A	00057	0000
0730	==>	2	00000	0000
0731	==>	3	00000	0000
0732	==>	4	00000	0742
0733	==>	S	00801	0734
0734	==>	P	00163	0735

0735	==> P	00024	0736
0736	==> P	00170	0737
0737	==> P	00172	0738
0738	==> P	00174	0739
0739	==> P	00176	0740
0740	==> P	00178	0741
0741	==> P	00180	0000
0742	==> 6	01179	0000
0743	==> 1	01182	0756
0744	==> A	00058	0000
0745	==> 2	00000	0748
0746	==> 3	00000	0000
0747	==> 4	00000	0755
0748	==> M	01191	0749
0749	==> P	00183	0750
0750	==> M	01199	0751
0751	==> P	01879	0752
0752	==> 6	01185	0000
0753	==> S	00861	0754
0754	==> P	00063	0000
0755	==> 6	01182	0000
0756	==> 1	01188	0769
0757	==> A	00059	0000
0758	==> 2	00000	0761
0759	==> 3	00000	0000
0760	==> 4	00000	0768
0761	==> M	01191	0762
0762	==> P	00187	0763
0763	==> M	01199	0764
0764	==> P	01879	0765
0765	==> 6	01191	0766
0766	==> M	01208	0767
0767	==> P	00063	0000
0768	==> 6	01188	0000
0769	==> 1	01194	0777
0770	==> A	00060	0000
0771	==> 2	00000	0000
0772	==> 3	00000	0000
0773	==> 4	00000	0776
0774	==> 0	00901	0775
0775	==> P	00987	0000
0776	==> 6	01194	0000
0777	==> 1	01197	0787
0778	==> A	00061	0000
0779	==> 2	00000	0782
0780	==> 3	00000	0000
0781	==> 4	00000	0786
0782	==> D	00821	0783
0783	==> 5	01199	0784
0784	==> 5	01205	0785
0785	==> 6	01210	0000
0786	==> 6	01197	0000
0787	==> 1	01227	0810

0788	==> A	00062	0000
0789	==> 2	00000	0792
0790	==> 3	00000	0000
0791	==> 4	00000	0809
0792	==> M	01191	0793
0793	==> P	00665	0794
0794	==> P	00667	0795
0795	==> M	01199	0796
0796	==> P	00665	0797
0797	==> P	00689	0798
0798	==> P	00687	0799
0799	==> P	00685	0800
0800	==> P	00683	0801
0801	==> P	00681	0802
0802	==> P	00679	0803
0803	==> P	00677	0804
0804	==> P	00675	0805
0805	==> P	00673	0806
0806	==> P	00671	0807
0807	==> P	00693	0808
0808	==> 6	01229	0000
0809	==> 6	01227	0000
0810	==> 1	01233	0000
0811	==> A	00063	0000
0812	==> 2	00000	0815
0813	==> 3	00000	0000
0814	==> 4	00000	0827
0815	==> M	01191	0816
0816	==> P	00989	0817
0817	==> M	01199	0818
0818	==> P	00665	0819
0819	==> P	00689	0820
0820	==> P	00685	0821
0821	==> P	00683	0822
0822	==> P	00681	0823
0823	==> P	00673	0824
0824	==> P	00671	0825
0825	==> P	00695	0826
0826	==> P	00693	0000
0827	==> 6	01233	0000
0828	==> 1	01235	0843
0829	==> A	00064	0000
0830	==> 2	00000	0833
0831	==> 3	000-1	0841
0832	==> 4	00000	0842
0833	==> D	00870	0834
0834	==> C	00705	0835
0835	==> D	01085	0836
0836	==> C	00701	0837
0837	==> D	00958	0838
0838	==> C	00612	0839
0839	==> 6	01239	0840
0840	==> 6	01254	0000

0841	==> 6	01261	0000
0842	==> 6	01235	0000
0843	==> 1	01265	0000
0844	==> A	00065	0000
0845	==> 2	00000	0848
0846	==> 3	00000	0852
0847	==> 4	00000	0863
0848	==> 5	01267	0849
0849	==> 5	01277	0850
0850	==> 5	01290	0851
0851	==> 6	01292	0000
0852	==> D	00870	0853
0853	==> C	00710	0854
0854	==> C	00715	0855
0855	==> C	00720	0856
0856	==> D	01080	0857
0857	==> C	00661	0858
0858	==> 5	01312	0859
0859	==> 5	01332	0860
0860	==> 5	01334	0861
0861	==> 5	01346	0862
0862	==> 6	01366	0000
0863	==> 6	01265	0864
0864	==> 6	01380	0000
0865	==> 1	01382	0000
0866	==> A	00066	0000
0867	==> 2	00000	0872
0868	==> 3	000-1	0000
0869	==> 4	00000	0874
0870	==> 0	01761	0871
0871	==> P	00063	0872
0872	==> 5	01385	0873
0873	==> 6	01388	0000
0874	==> 6	01382	0875
0875	==> 6	01394	0000
0876	==> 1	01403	0882
0877	==> A	00067	0000
0878	==> 2	00000	0000
0879	==> 3	000-1	0000
0880	==> 4	00000	0881
0881	==> 6	01403	0000
0882	==> 1	01406	0888
0883	==> A	00068	0000
0884	==> 2	00000	0000
0885	==> 3	000-1	0000
0886	==> 4	00000	0887
0887	==> 6	01406	0000
0888	==> 1	01408	0903
0889	==> A	00069	0000
0890	==> 2	00001	0897
0891	==> 3	00000	0000
0892	==> 4	00000	0902
0893	==> 0	01221	0894

0894	==> P	00063	0895
0895	==> 0	01241	0896
0896	==> P	00063	0897
0897	==> D	01010	0898
0898	==> C	00669	0899
0899	==> 5	01410	0900
0900	==> 6	01414	0901
0901	==> 6	01418	0000
0902	==> 6	01408	0000
0903	==> 1	01421	0909
0904	==> A	00070	0000
0905	==> 2	00000	0000
0906	==> 3	000-1	0000
0907	==> 4	00000	0908
0908	==> 6	01421	0000
0909	==> 1	01424	0915
0910	==> A	00071	0000
0911	==> 2	00001	0000
0912	==> 3	00000	0000
0913	==> 4	00000	0914
0914	==> 6	01424	0000
0915	==> 1	01426	0922
0916	==> A	00072	0000
0917	==> 2	00001	0000
0918	==> 3	00001	0920
0919	==> 4	00001	0921
0920	==> 6	01429	0000
0921	==> 6	01426	0000
0922	==> 1	01433	0929
0923	==> A	00073	0000
0924	==> 2	00001	0000
0925	==> 3	00001	0927
0926	==> 4	00001	0928
0927	==> 6	01436	0000
0928	==> 6	01433	0000
0929	==> 1	01442	0937
0930	==> A	00074	0000
0931	==> 2	00001	0934
0932	==> 3	00000	0000
0933	==> 4	00000	0936
0934	==> 5	01444	0935
0935	==> 6	01448	0000
0936	==> 6	01442	0000
0937	==> 1	01458	0960
0938	==> A	00075	0000
0939	==> 2	00000	0946
0940	==> 3	00000	0000
0941	==> 4	00000	0959
0942	==> 0	01221	0943
0943	==> P	00063	0944
0944	==> 0	01241	0945
0945	==> P	00063	0946
0946	==> 0	00995	0947

0947 ==> C	00665	0948
0948 ==> D	01012	0949
0949 ==> C	00628	0950
0950 ==> D	00998	0951
0951 ==> C	00632	0952
0952 ==> D	01002	0953
0953 ==> C	00636	0954
0954 ==> D	01006	0955
0955 ==> C	00640	0956
0956 ==> 5	01460	0957
0957 ==> 6	01464	0958
0958 ==> 6	01479	0000
0959 ==> 6	01458	0000
0960 ==> 1	01482	0968
0961 ==> A	00076	0000
0962 ==> 2	00000	0000
0963 ==> 3	00000	0000
0964 ==> 4	00000	0967
0965 ==> 0	01241	0966
0966 ==> P	00063	0000
0967 ==> 6	01482	0000
0968 ==> 1	01485	0000
0969 ==> A	00077	0000
0970 ==> 2	00000	0000
0971 ==> 3	00000	0973
0972 ==> 4	00000	0974
0973 ==> 6	01491	0000
0974 ==> 6	01485	0000
0975 ==> 1	01495	0982
0976 ==> A	00078	0000
0977 ==> 2	00000	0980
0978 ==> 3	000-1	0000
0979 ==> 4	00000	0981
0980 ==> 6	01500	0000
0981 ==> 6	01495	0000
0982 ==> 1	01519	0991
0983 ==> A	00079	0000
0984 ==> 2	00000	0000
0985 ==> 3	00001	0987
0986 ==> 4	00000	0989
0987 ==> 6	01522	0988
0988 ==> 6	01540	0000
0989 ==> 6	01519	0990
0990 ==> 6	01556	0000
0991 ==> 1	01559	1001
0992 ==> A	00080	0000
0993 ==> 2	00001	0996
0994 ==> 3	00001	0997
0995 ==> 4	00001	0999
0996 ==> 6	01563	0000
0997 ==> 6	01572	0998
0998 ==> 6	01579	0000
0999 ==> 6	01559	1000

1000	==>	6	01582	0000
1001	==>	1	01598	1010
1002	==>	A	00081	0000
1003	==>	2	00000	1006
1004	==>	3	00000	1007
1005	==>	4	00000	1008
1006	==>	6	01605	0000
1007	==>	6	01623	0000
1008	==>	6	01598	1009
1009	==>	6	01633	0000
1010	==>	1	01645	1022
1011	==>	A	00082	0000
1012	==>	2	00000	1015
1013	==>	3	00000	1017
1014	==>	4	00000	1020
1015	==>	6	01648	1016
1016	==>	6	01653	0000
1017	==>	6	01658	1018
1018	==>	6	01666	1019
1019	==>	6	01671	0000
1020	==>	6	01645	1021
1021	==>	6	01676	0000
1022	==>	1	01679	1029
1023	==>	A	00083	0000
1024	==>	2	00000	1027
1025	==>	3	00000	0000
1026	==>	4	00000	1028
1027	==>	6	01682	0000
1028	==>	6	01679	0000
1029	==>	1	01691	1037
1030	==>	A	00084	0000
1031	==>	2	00000	0000
1032	==>	3	00002	1034
1033	==>	4	00000	1035
1034	==>	6	01694	0000
1035	==>	6	01691	1036
1036	==>	6	01701	0000
1037	==>	1	01704	1045
1038	==>	A	00085	0000
1039	==>	2	00000	0000
1040	==>	3	00001	1042
1041	==>	4	00000	1043
1042	==>	6	01708	0000
1043	==>	6	01712	1044
1044	==>	6	01715	0000
1045	==>	1	01718	1053
1046	==>	A	00086	0000
1047	==>	2	00000	1050
1048	==>	3	00000	0000
1049	==>	4	00000	1051
1050	==>	6	01720	0000
1051	==>	6	01718	1052
1052	==>	6	01724	0000

1053	==> 1	01727	1065
1054	==> A	00087	0000
1055	==> 2	00000	1058
1056	==> 3	00000	1061
1057	==> 4	00002	1063
1058	==> 5	01729	1059
1059	==> 6	01733	1060
1060	==> 6	01735	0000
1061	==> 6	01743	1062
1062	==> 6	01751	0000
1063	==> 6	01727	1064
1064	==> 6	01755	0000
1065	==> 1	01759	0000
1066	==> A	00088	0000
1067	==> 2	00000	1070
1068	==> 3	00000	0000
1069	==> 4	00000	1072
1070	==> 6	01763	1071
1071	==> 6	01768	0000
1072	==> 6	01759	1073
1073	==> 6	01771	0000
1074	==> 1	01774	1092
1075	==> A	00089	0000
1076	==> 2	00000	1079
1077	==> 3	00000	1083
1078	==> 4	00000	1091
1079	==> 5	01776	1080
1080	==> 6	01779	0000
1081	==> S	01281	1082
1082	==> P	01879	1083
1083	==> H	01250	1084
1084	==> P	01879	1089
1085	==> S	01321	1086
1086	==> P	01879	1087
1087	==> S	01341	1088
1088	==> P	01879	1089
1089	==> 5	01782	1090
1090	==> 6	01790	0000
1091	==> 6	01774	0000
1092	==> 1	01793	1102
1093	==> A	00090	0000
1094	==> 2	00000	1097
1095	==> 3	00000	1100
1096	==> 4	00000	1101
1097	==> 5	01795	0000
1098	==> S	01341	1099
1099	==> P	01879	1100
1100	==> 6	01798	0000
1101	==> 6	01793	0000
1102	==> 1	01801	1109
1103	==> A	00091	0000
1104	==> 2	00000	1107
1105	==> 3	00000	0000

1106	==>	4	00000	1108
1107	==>	6	01803	0000
1108	==>	6	01801	0000
1109	==>	1	01808	1118
1110	==>	A	00092	0000
1111	==>	2	00000	1116
1112	==>	3	00000	0000
1113	==>	4	00000	1117
1114	==>	S	01281	1115
1115	==>	P	01879	1116
1116	==>	6	01810	0000
1117	==>	6	01808	0000
1118	==>	1	01815	0000
1119	==>	A	00093	0000
1120	==>	2	00000	1123
1121	==>	3	00000	0000
1122	==>	4	00000	1124
1123	==>	6	01817	0000
1124	==>	6	01815	0000
1125	==>	1	01820	1138
1126	==>	A	00094	0000
1127	==>	2	00001	1130
1128	==>	3	00000	0000
1129	==>	4	00000	1136
1130	==>	D	01067	1131
1131	==>	5	01824	1132
1132	==>	6	01826	1133
1133	==>	6	01834	1134
1134	==>	6	01845	1135
1135	==>	6	01849	0000
1136	==>	6	01820	1137
1137	==>	6	01853	0000
1138	==>	1	01856	0000
1139	==>	A	00095	0000
1140	==>	2	00000	1143
1141	==>	3	00000	0000
1142	==>	4	00000	1146
1143	==>	5	01858	1144
1144	==>	6	01860	1145
1145	==>	6	01865	0000
1146	==>	6	01856	1147
1147	==>	6	01880	0000
1148	==>	1	01883	1156
1149	==>	A	00096	0000
1150	==>	2	00000	1153
1151	==>	3	00000	0000
1152	==>	4	00000	1155
1153	==>	5	01886	1154
1154	==>	6	01888	0000
1155	==>	6	01883	0000
1156	==>	1	01891	1165
1157	==>	A	00097	0000
1158	==>	2	00000	1161

1159	==> 3	00000	1163
1160	==> 4	00000	1164
1161	==> 5	01895	1162
1162	==> 6	01898	0000
1163	==> 7	01905	0000
1164	==> 6	01891	0000
1165	==> 1	01908	1177
1166	==> A	00098	0000
1167	==> 2	00000	1170
1168	==> 3	00000	0000
1169	==> 4	00000	1176
1170	==> D	00939	1171
1171	==> C	00208	1172
1172	==> D	00942	1173
1173	==> C	00234	1174
1174	==> 5	01911	1175
1175	==> 6	01921	0000
1176	==> 6	01908	0000
1177	==> 1	01928	1192
1178	==> A	00099	0000
1179	==> 2	00000	1182
1180	==> 3	00000	0000
1181	==> 4	00000	1191
1182	==> D	01076	1183
1183	==> C	00573	1184
1184	==> D	01073	1185
1185	==> C	00584	1186
1186	==> D	01070	1187
1187	==> C	00596	1188
1188	==> 5	01931	1189
1189	==> 6	01941	1190
1190	==> 6	01961	0000
1191	==> 6	01928	0000
1192	==> 1	01965	1203
1193	==> A	00100	0000
1194	==> 2	00000	1197
1195	==> J	00000	0000
1196	==> 4	00000	1202
1197	==> D	00947	1198
1198	==> C	00217	1199
1199	==> D	00953	1200
1200	==> C	00240	1201
1201	==> 6	01969	0000
1202	==> 6	01965	0000
1203	==> 1	01980	1210
1204	==> A	00101	0000
1205	==> 2	00000	1208
1206	==> 3	00000	0000
1207	==> 4	00000	1209
1208	==> 6	01983	0000
1209	==> 6	01980	0000
1210	==> 1	01990	1216
1211	==> A	00102	0000

1212	==> 2	00000	0000
1213	==> 3	00001	0000
1214	==> 4	00000	1215
1215	==> 6	01990	0000
1216	==> 1	01993	1224
1217	==> A	00103	0000
1218	==> 2	00000	1221
1219	==> 3	00000	0000
1220	==> 4	00000	1222
1221	==> 6	01996	0000
1222	==> 6	01993	1223
1223	==> 6	02005	0000
1224	==> 1	02009	1234
1225	==> A	00104	0000
1226	==> 2	00000	1229
1227	==> 3	00000	0000
1228	==> 4	00000	1233
1229	==> D	00951	1230
1230	==> C	00226	1231
1231	==> D	00956	1232
1232	==> C	00247	0000
1233	==> 6	02009	0000
1234	==> 1	02012	1241
1235	==> A	00105	0000
1236	==> 2	00000	1239
1237	==> 3	00000	0000
1238	==> 4	00000	1240
1239	==> 5	02015	0000
1240	==> 6	02012	0000
1241	==> 1	02020	1248
1242	==> A	00106	0000
1243	==> 2	00000	1246
1244	==> 3	00000	0000
1245	==> 4	00000	1247
1246	==> 6	02022	0000
1247	==> 6	02020	0000
1248	==> 1	02025	1255
1249	==> A	00107	0000
1250	==> 2	00000	1253
1251	==> 3	00000	0000
1252	==> 4	00000	1254
1253	==> 5	02027	0000
1254	==> 6	02025	0000
1255	==> 1	02036	1263
1256	==> A	00108	0000
1257	==> 2	00000	1260
1258	==> 3	00000	0000
1259	==> 4	00000	1262
1260	==> M	01257	1261
1261	==> P	00063	0000
1262	==> 6	02036	0000
1263	==> 1	02039	1271
1264	==> A	00109	0000

1265	==> 2	00000	1268
1266	==> 3	00000	0000
1267	==> 4	00000	1270
1268	==> D	00944	1269
1269	==> C	00253	0000
1270	==> 6	02039	0000
1271	==> 1	02043	1278
1272	==> A	00110	0000
1273	==> 2	00000	1276
1274	==> 3	00000	0000
1275	==> 4	00000	1277
1276	==> 6	02046	0000
1277	==> 6	02043	0000
1278	==> 1	02055	1286
1279	==> A	00111	0000
1280	==> 2	00000	1283
1281	==> 3	00000	0000
1282	==> 4	00000	1284
1283	==> 6	02060	0000
1284	==> 6	02055	1285
1285	==> 6	02080	0000
1286	==> 1	02083	0000
1287	==> A	00112	0000
1288	==> 2	00000	1291
1289	==> 3	00000	0000
1290	==> 4	00000	1293
1291	==> 5	02086	1292
1292	==> 6	02088	0000
1293	==> 6	02083	0000
1294	==> 1	02099	1309
1295	==> A	00113	0000
1296	==> 2	00000	1299
1297	==> 3	000-1	1307
1298	==> 4	00000	1308
1299	==> D	00934	1300
1300	==> C	00619	1301
1301	==> 5	02101	1302
1302	==> 6	02115	1303
1303	==> 6	02134	1304
1304	==> 6	02139	1305
1305	==> 6	02154	1306
1306	==> 6	02174	0000
1307	==> 5	02184	0000
1308	==> 6	02099	0000
1309	==> 1	02185	0000
1310	==> A	00114	0000
1311	==> 2	00000	1314
1312	==> 3	00000	0000
1313	==> 4	00000	1319
1314	==> D	01083	1315
1315	==> C	00697	1316
1316	==> 6	02188	1317
1317	==> 6	02195	1318

1318	==> 6	02215	0000
1319	==> 6	02185	0000
1320	==> 1	02218	0000
1321	==> A	00115	0000
1322	==> 2	00000	1325
1323	==> 3	000-1	1332
1324	==> 4	00000	1333
1325	==> D	00937	1326
1326	==> C	00184	1327
1327	==> 5	02221	1328
1328	==> 6	02223	1329
1329	==> 5	02233	1330
1330	==> 6	02238	1331
1331	==> 6	02252	0000
1332	==> 5	02264	0000
1333	==> 6	02218	0000
1334	==> 1	02265	1341
1335	==> A	00116	0000
1336	==> 2	00000	0000
1337	==> 3	000-1	1339
1338	==> 4	00000	1340
1339	==> 6	02267	0000
1340	==> 6	02265	0000
1341	==> 1	02270	1355
1342	==> A	00117	0000
1343	==> 2	00000	1346
1344	==> 3	00000	1353
1345	==> 4	00000	1354
1346	==> M	01236	1347
1347	==> P	01558	1348
1348	==> M	01124	1349
1349	==> P	01879	1350
1350	==> 5	02272	1351
1351	==> 5	02286	1352
1352	==> 6	02301	0000
1353	==> 6	02304	0000
1354	==> 6	02270	0000
1355	==> 1	02307	1369
1356	==> A	00118	0000
1357	==> 2	00002	1360
1358	==> 3	00000	0000
1359	==> 4	00000	1368
1360	==> M	01184	1361
1361	==> P	00024	1362
1362	==> P	00239	1363
1363	==> P	01879	1364
1364	==> 5	02310	1365
1365	==> 5	02329	1366
1366	==> 5	02349	1367
1367	==> 6	02363	0000
1368	==> 6	02307	0000
1369	==> 1	02368	1382
1370	==> A	00119	0000

1371	==> 2	00000	1374
1372	==> 3	00000	0000
1373	==> 4	00000	1381
1374	==> M	01184	1375
1375	==> P	01879	1376
1376	==> 5	02371	1377
1377	==> 5	02381	1378
1378	==> 5	02394	1379
1379	==> 5	02413	1380
1380	==> 6	02421	0000
1381	==> 6	02368	0000
1382	==> 1	02426	1402
1383	==> A	00120	0000
1384	==> 2	000-1	1387
1385	==> 3	00000	0000
1386	==> 4	00000	1401
1387	==> M	01184	1388
1388	==> P	01879	1389
1389	==> M	01340	1390
1390	==> P	01560	1391
1391	==> 5	02428	1392
1392	==> 5	02443	1393
1393	==> 5	02460	1394
1394	==> 5	02466	1395
1395	==> 5	02486	1396
1396	==> 5	02494	1397
1397	==> 5	02513	1398
1398	==> 5	02532	1399
1399	==> 5	02548	1400
1400	==> 6	02560	0000
1401	==> 6	02426	0000
1402	==> 1	02577	1412
1403	==> A	00121	0000
1404	==> 2	000-1	1407
1405	==> 3	00000	1409
1406	==> 4	00000	1410
1407	==> 5	02580	1408
1408	==> 6	02598	0000
1409	==> 6	02615	0000
1410	==> 6	02577	1411
1411	==> 6	02618	0000
1412	==> 1	02621	0000
1413	==> A	00122	0000
1414	==> 2	00000	1417
1415	==> 3	00000	0000
1416	==> 4	00000	1418
1417	==> 6	02624	0000
1418	==> 6	02621	0000
1419	==> 1	02627	1426
1420	==> A	00123	0000
1421	==> 2	00000	0000
1422	==> 3	000-1	1424
1423	==> 4	000-1	1425

1424	==> 5	02646	0000
1425	==> 6	02627	0000
1426	==> 1	02647	1442
1427	==> A	00124	0000
1428	==> 2	00000	0000
1429	==> 3	00000	1431
1430	==> 4	00000	1441
1431	==> M	01166	1432
1432	==> P	00024	1433
1433	==> P	01297	1434
1434	==> P	01259	1435
1435	==> P	01397	1436
1436	==> P	01293	1437
1437	==> P	01399	1438
1438	==> D	00890	1439
1439	==> C	00079	1440
1440	==> 6	02649	0000
1441	==> 6	02647	0000
1442	==> 1	02651	1458
1443	==> A	00125	0000
1444	==> 2	00000	1447
1445	==> 3	00000	0000
1446	==> 4	00000	1457
1447	==> M	01166	1448
1448	==> P	00024	1449
1449	==> P	01297	1450
1450	==> P	01259	1451
1451	==> P	01397	1452
1452	==> P	01293	1453
1453	==> P	01399	1454
1454	==> D	00890	1455
1455	==> C	00079	1456
1456	==> 6	02654	0000
1457	==> 6	02651	0000
1458	==> 1	02656	1464
1459	==> A	00126	0000
1460	==> 2	00000	0000
1461	==> 3	00003	0000
1462	==> 4	00003	1463
1463	==> 6	02656	0000
1464	==> 1	02673	1484
1465	==> A	00127	0000
1466	==> 2	00002	1469
1467	==> 3	00000	0000
1468	==> 4	00000	1483
1469	==> M	01166	1470
1470	==> P	00024	1471
1471	==> P	01297	1472
1472	==> P	01259	1473
1473	==> P	01401	1474
1474	==> P	01307	1475
1475	==> P	01403	1476
1476	==> P	01293	1477

1477	==> P	01273	1478
1478	==> D	00862	1479
1479	==> C	00360	1480
1480	==> 5	02676	1481
1481	==> 6	02679	1482
1482	==> 6	02683	0000
1483	==> 6	02673	0000
1484	==> 1	02686	1504
1485	==> A	00128	0000
1486	==> 2	00001	1489
1487	==> 3	00000	0000
1488	==> 4	00000	1503
1489	==> M	01166	1490
1490	==> P	00024	1491
1491	==> P	01297	1492
1492	==> P	01259	1493
1493	==> P	01401	1494
1494	==> P	01307	1495
1495	==> P	01405	1496
1496	==> P	01293	1497
1497	==> P	01407	1498
1498	==> D	00862	1499
1499	==> C	00360	1500
1500	==> 5	02689	1501
1501	==> 6	02693	1502
1502	==> 6	02697	0000
1503	==> 6	02686	0000
1504	==> 1	02700	1523
1505	==> A	00129	0000
1506	==> 2	00000	1509
1507	==> 3	00000	0000
1508	==> 4	00000	1522
1509	==> M	01166	1510
1510	==> P	00024	1511
1511	==> P	01297	1512
1512	==> P	01259	1513
1513	==> P	01401	1514
1514	==> P	01307	1515
1515	==> P	01405	1516
1516	==> P	01293	1517
1517	==> P	01407	1518
1518	==> D	00862	1519
1519	==> C	00360	1520
1520	==> 6	02704	1521
1521	==> 6	02707	0000
1522	==> 6	02700	0000
1523	==> 1	02710	1549
1524	==> A	00130	0000
1525	==> 2	00000	1528
1526	==> 3	00000	0000
1527	==> 4	00000	1548
1528	==> M	01166	1529
1529	==> P	00024	1530

1530	==> P	01297	1531
1531	==> P	01259	1532
1532	==> P	01261	1533
1533	==> P	01263	1534
1534	==> P	01409	1535
1535	==> P	01411	1536
1536	==> P	01267	1537
1537	==> P	01269	1538
1538	==> P	01293	1539
1539	==> P	01273	1540
1540	==> M	01175	1541
1541	==> P	00024	1542
1542	==> P	01413	1543
1543	==> P	01415	1544
1544	==> D	00892	1545
1545	==> C	00049	1546
1546	==> 5	02714	1547
1547	==> 6	02717	0000
1548	==> 6	02710	0000
1549	==> 1	02720	1605
1550	==> A	00131	0000
1551	==> 2	00000	1554
1552	==> 3	00000	0000
1553	==> 4	00000	1604
1554	==> M	01166	1555
1555	==> P	00024	1556
1556	==> P	01297	1557
1557	==> P	01259	1558
1558	==> P	01261	1559
1559	==> P	01417	1560
1560	==> P	01343	1561
1561	==> P	01345	1562
1562	==> P	01421	1563
1563	==> P	01349	1564
1564	==> P	01351	1565
1565	==> P	01411	1566
1566	==> P	01267	1567
1567	==> P	01353	1568
1568	==> P	01355	1569
1569	==> P	01269	1570
1570	==> P	01293	1571
1571	==> P	01273	1572
1572	==> M	01175	1573
1573	==> P	00024	1574
1574	==> P	01317	1575
1575	==> P	01427	1576
1576	==> P	01251	1577
1577	==> P	01429	1578
1578	==> P	01431	1579
1579	==> P	01361	1580
1580	==> P	01363	1581
1581	==> P	01433	1582
1582	==> P	01375	1583

1583	==> P	01435	1584
1584	==> P	01323	1585
1585	==> P	01325	1586
1586	==> P	01379	1587
1587	==> P	01776	1588
1588	==> P	01774	1589
1589	==> P	01465	1590
1590	==> P	01437	1591
1591	==> P	01333	1592
1592	==> P	01335	1593
1593	==> P	01337	1594
1594	==> P	01339	1595
1595	==> P	01439	1596
1596	==> P	01441	1597
1597	==> D	00897	1598
1598	==> C	00057	1599
1599	==> D	00894	1600
1600	==> C	00099	1601
1601	==> 5	02723	1602
1602	==> 5	02726	1603
1603	==> 6	02728	0000
1604	==> 6	02720	0000
1605	==> 1	02734	1649
1606	==> A	00132	0000
1607	==> 2	00000	1610
1608	==> 3	00000	0000
1609	==> 4	00000	1648
1610	==> M	01166	1611
1611	==> P	00024	1612
1612	==> P	01297	1613
1613	==> P	01259	1614
1614	==> P	01261	1615
1615	==> P	01443	1616
1616	==> P	01345	1617
1617	==> P	01421	1618
1618	==> P	01349	1619
1619	==> P	01351	1620
1620	==> P	01411	1621
1621	==> P	01267	1622
1622	==> P	01269	1623
1623	==> P	01293	1624
1624	==> P	01445	1625
1625	==> M	01175	1626
1626	==> P	00024	1627
1627	==> P	01429	1628
1628	==> P	01361	1629
1629	==> P	01447	1630
1630	==> P	01449	1631
1631	==> P	01451	1632
1632	==> P	01453	1633
1633	==> P	01455	1634
1634	==> P	01457	1635
1635	==> P	01459	1636

1636	==> P	01461	1637
1637	==> P	01774	1638
1638	==> P	01465	1639
1639	==> P	01467	1640
1640	==> P	01469	1641
1641	==> D	00903	1642
1642	==> C	00065	1643
1643	==> D	00900	1644
1644	==> C	00107	1645
1645	==> 5	02737	1646
1646	==> 5	02740	1647
1647	==> 6	02742	0000
1648	==> 6	02734	0000
1649	==> 1	02751	1664
1650	==> A	00133	0000
1651	==> 2	00000	1654
1652	==> 3	00000	0000
1653	==> 4	00000	1663
1654	==> M	01166	1655
1655	==> P	00024	1656
1656	==> P	01297	1657
1657	==> P	01259	1658
1658	==> P	01385	1659
1659	==> P	01293	1660
1660	==> D	00906	1661
1661	==> C	00072	1662
1662	==> 6	02754	0000
1663	==> 6	02751	0000
1664	==> 1	02756	1683
1665	==> A	00134	0000
1666	==> 2	00000	1669
1667	==> 3	00000	0000
1668	==> 4	00000	1682
1669	==> M	01166	1670
1670	==> P	00024	1671
1671	==> P	01297	1672
1672	==> P	01259	1673
1673	==> P	01471	1674
1674	==> P	01293	1675
1675	==> D	00915	1676
1676	==> C	00114	1677
1677	==> D	00912	1678
1678	==> C	00123	1679
1679	==> D	00909	1680
1680	==> C	00130	1681
1681	==> 6	02759	0000
1682	==> 6	02756	0000
1683	==> 1	02764	1708
1684	==> A	00135	0000
1685	==> 2	00000	1688
1686	==> 3	00000	0000
1687	==> 4	00000	1707
1688	==> M	01284	1689

1689	==> P	00063	1690
1690	==> M	01166	1691
1691	==> P	00024	1692
1692	==> P	01297	1693
1693	==> P	01259	1694
1694	==> P	01473	1695
1695	==> P	01475	1696
1696	==> P	01477	1697
1697	==> P	01479	1698
1698	==> P	01293	1699
1699	==> P	01481	1700
1700	==> D	00923	1701
1701	==> C	00141	1702
1702	==> D	00920	1703
1703	==> C	00147	1704
1704	==> D	00918	1705
1705	==> C	00156	1706
1706	==> 6	02768	0000
1707	==> 6	02764	0000
1708	==> 1	02784	1724
1709	==> A	00136	0000
1710	==> 2	00000	1713
1711	==> 3	00000	0000
1712	==> 4	00000	1723
1713	==> M	01166	1714
1714	==> P	00024	1715
1715	==> P	01297	1716
1716	==> P	01259	1717
1717	==> P	01483	1718
1718	==> P	01293	1719
1719	==> P	01485	1720
1720	==> D	00925	1721
1721	==> C	00085	1722
1722	==> 6	02786	0000
1723	==> 6	02784	0000
1724	==> 1	02788	1739
1725	==> A	00137	0000
1726	==> 2	00000	1729
1727	==> 3	00000	0000
1728	==> 4	00000	1738
1729	==> M	01124	1730
1730	==> P	01487	1731
1731	==> P	01489	1732
1732	==> D	00927	1733
1733	==> C	00093	1734
1734	==> D	00930	1735
1735	==> C	00043	1736
1736	==> 6	02791	1737
1737	==> 6	02810	0000
1738	==> 6	02788	0000
1739	==> 1	02814	1755
1740	==> A	00138	0000
1741	==> 2	00000	1744

1742	==>	3	00000	1745
1743	==>	4	00000	1754
1744	==>	6	02817	0000
1745	==>	M	01124	1746
1746	==>	P	01491	1747
1747	==>	P	01493	1748
1748	==>	D	00927	1749
1749	==>	C	00093	1750
1750	==>	D	00930	1751
1751	==>	C	00043	1752
1752	==>	6	02820	1753
1753	==>	6	02826	0000
1754	==>	6	02814	0000
1755	==>	1	02830	1770
1756	==>	A	00139	0000
1757	==>	2	00000	1760
1758	==>	3	00000	0000
1759	==>	4	00000	1769
1760	==>	M	01124	1761
1761	==>	P	01491	1762
1762	==>	P	01495	1763
1763	==>	D	00927	1764
1764	==>	C	00093	1765
1765	==>	D	00930	1766
1766	==>	C	00043	1767
1767	==>	6	02835	1768
1768	==>	6	02841	0000
1769	==>	6	02845	0000
1770	==>	1	02847	0000
1771	==>	A	00140	0000
1772	==>	2	00000	1775
1773	==>	3	00000	0000
1774	==>	4	00000	1786
1775	==>	M	01166	1776
1776	==>	P	01297	1777
1777	==>	P	01259	1778
1778	==>	P	01497	1779
1779	==>	P	01499	1780
1780	==>	P	01501	1781
1781	==>	P	01503	1782
1782	==>	D	00991	1783
1783	==>	C	00685	1784
1784	==>	6	02850	1785
1785	==>	6	02852	0000
1786	==>	6	02847	0000
1787	==>	1	02857	0000
1788	==>	A	00141	0000
1789	==>	2	00000	1792
1790	==>	3	000-1	0000
1791	==>	4	00000	1796
1792	==>	D	00865	1793
1793	==>	C	00034	1794
1794	==>	5	02859	1795

1795	==> 6	02861	0000
1796	==> 6	02857	0000
1797	==> 1	02869	0000
1798	==> A	00142	0000
1799	==> 2	00000	1802
1800	==> 3	000-1	1806
1801	==> 4	00000	1807
1802	==> D	00862	1803
1803	==> C	00360	1804
1804	==> 5	02871	1805
1805	==> 6	02872	0000
1806	==> 5	02880	0000
1807	==> 6	02869	0000
1808	==> 1	02881	0000
1809	==> A	00143	0000
1810	==> 2	00000	1813
1811	==> 3	000-1	0000
1812	==> 4	00000	1822
1813	==> M	01117	1814
1814	==> P	00063	1819
1815	==> S	00461	1816
1816	==> P	00063	1817
1817	==> H	00341	1818
1818	==> P	00063	1819
1819	==> D	00868	1820
1820	==> C	00135	1821
1821	==> 6	02885	0000
1822	==> 6	02881	0000
1823	==> 1	02887	0000
1824	==> A	00144	0000
1825	==> 2	00000	1828
1826	==> 3	00000	1832
1827	==> 4	00000	1833
1828	==> D	00870	1829
1829	==> C	00191	1830
1830	==> 5	02894	1831
1831	==> 6	02895	0000
1832	==> 7	02898	0000
1833	==> 6	02887	0000
1834	==> 1	02900	0000
1835	==> A	00145	0000
1836	==> 2	00000	1839
1837	==> 3	000-1	0000
1838	==> 4	00000	1848
1839	==> D	00883	1840
1840	==> C	00010	1841
1841	==> D	00885	1842
1842	==> C	00015	1843
1843	==> D	00887	1844
1844	==> C	00020	1845
1845	==> 5	02902	1846
1846	==> 6	02906	1847
1847	==> 6	02912	0000

1848 ==> 6	02900	0000
1849 ==> 1	02925	0000
1850 ==> A	00146	0000
1851 ==> 2	00000	1854
1852 ==> 3	000-1	0000
1853 ==> 4	00000	1863
1854 ==> M	01103	1855
1855 ==> P	00024	1856
1856 ==> P	00022	1857
1857 ==> P	00020	1858
1858 ==> P	00018	1859
1859 ==> P	00016	1860
1860 ==> D	00835	1861
1861 ==> C	00025	1862
1862 ==> 6	02927	0000
1863 ==> 6	02925	0000
1864 ==> 1	02943	1872
1865 ==> A	00147	0000
1866 ==> 2	000-1	1869
1867 ==> 3	00000	0000
1868 ==> 4	00000	1870
1869 ==> 6	02945	0000
1870 ==> 6	02943	1871
1871 ==> 6	02949	0000
1872 ==> 1	02953	0000
1873 ==> A	00148	0000
1874 ==> 2	00000	1877
1875 ==> 3	00000	1885
1876 ==> 4	00000	1886
1877 ==> D	00838	1878
1878 ==> C	00269	1879
1879 ==> D	00855	1880
1880 ==> C	00321	1881
1881 ==> 5	02956	1882
1882 ==> 6	02957	1883
1883 ==> 6	02961	1884
1884 ==> 6	02967	0000
1885 ==> 7	02978	0000
1886 ==> 6	02953	0000
1887 ==> 1	02982	1895
1888 ==> A	00149	0000
1889 ==> 2	000-1	1892
1890 ==> 3	00000	0000
1891 ==> 4	00000	1893
1892 ==> 7	02984	0000
1893 ==> 6	02982	1894
1894 ==> 6	02986	0000
1895 ==> 1	02990	0000
1896 ==> A	00150	0000
1897 ==> 2	00000	1900
1898 ==> 3	000-1	1914
1899 ==> 4	00000	1915
1900 ==> D	00853	1901

1901 ==> C	00259	1902
1902 ==> D	00838	1903
1903 ==> C	00269	1904
1904 ==> D	00841	1905
1905 ==> C	00275	1906
1906 ==> D	00844	1907
1907 ==> C	00287	1908
1908 ==> D	00850	1909
1909 ==> C	00299	1910
1910 ==> D	00847	1911
1911 ==> C	00314	1912
1912 ==> 5	02993	1913
1913 ==> 6	02994	0000
1914 ==> 7	03001	0000
1915 ==> 6	02990	0000
1916 ==> 1	03004	0000
1917 ==> A	00151	0000
1918 ==> 2	00000	1921
1919 ==> 3	00000	1923
1920 ==> 4	00000	1926
1921 ==> D	00860	1922
1922 ==> 6	03009	0000
1923 ==> D	00860	1924
1924 ==> 5	03015	1925
1925 ==> 6	03017	0000
1926 ==> 6	03004	0000
1927 ==> 1	03025	1942
1928 ==> A	00152	0000
1929 ==> 2	00000	1932
1930 ==> 3	00000	1939
1931 ==> 4	00000	1940
1932 ==> 7	03033	1933
1933 ==> M	01215	1934
1934 ==> P	00048	1935
1935 ==> P	00662	1936
1936 ==> P	00040	1937
1937 ==> 6	03036	1938
1938 ==> 6	03045	0000
1939 ==> 6	03055	0000
1940 ==> 6	03025	1941
1941 ==> 6	03065	0000
1942 ==> 1	03075	1954
1943 ==> A	00153	0000
1944 ==> 2	00000	1947
1945 ==> 3	00000	0000
1946 ==> 4	00000	1953
1947 ==> 7	03078	1948
1948 ==> M	01215	1949
1949 ==> P	00048	1950
1950 ==> P	00662	1951
1951 ==> P	00038	1952
1952 ==> 6	03081	0000
1953 ==> 6	03075	0000

1954	==> 1	03087	1966
1955	==> A	00154	0000
1956	==> 2	00000	1959
1957	==> 3	00000	0000
1958	==> 4	00000	1965
1959	==> 7	03096	1960
1960	==> M	01215	1961
1961	==> P	00048	1962
1962	==> P	00662	1963
1963	==> P	01846	1964
1964	==> 6	03099	0000
1965	==> 6	03087	0000
1966	==> I	03106	1978
1967	==> A	00155	0000
1968	==> 2	00000	1971
1969	==> 3	00000	0000
1970	==> 4	00000	1977
1971	==> 7	03113	1972
1972	==> M	01215	1973
1973	==> P	00048	1974
1974	==> P	00662	1975
1975	==> P	00391	1976
1976	==> 6	03116	0000
1977	==> 6	03106	0000
1978	==> 1	03122	1990
1979	==> A	00156	0000
1980	==> 2	00000	1983
1981	==> 3	00000	0000
1982	==> 4	00000	1989
1983	==> 7	03126	1984
1984	==> M	01215	1985
1985	==> P	00048	1986
1986	==> P	00662	1987
1987	==> P	01848	1988
1988	==> 6	03129	0000
1989	==> 6	03122	0000
1990	==> 1	03138	2004
1991	==> A	00157	0000
1992	==> 2	00000	1995
1993	==> 3	00000	0000
1994	==> 4	00000	2003
1995	==> 7	03147	1996
1996	==> M	01215	1997
1997	==> P	00048	1998
1998	==> P	00662	1999
1999	==> P	01850	2000
2000	==> P	01852	2001
2001	==> P	01854	2002
2002	==> 6	03150	0000
2003	==> 6	03138	0000
2004	==> 1	03167	2018
2005	==> A	00158	0000
2006	==> 2	00000	2009

2007	==> 3	00000	0000
2008	==> 4	00000	2017
2009	==> 7	03178	2010
2010	==> M	01215	2011
2011	==> P	00048	2012
2012	==> P	00662	2013
2013	==> P	01856	2014
2014	==> P	01858	2015
2015	==> P	01860	2016
2016	==> 6	03181	0000
2017	==> 6	03167	0000
2018	==> 1	03189	2029
2019	==> A	00159	0000
2020	==> 2	00000	2023
2021	==> 3	00000	0000
2022	==> 4	00000	2028
2023	==> M	01215	2024
2024	==> P	00048	2025
2025	==> P	00662	2026
2026	==> P	01821	2027
2027	==> 6	03191	0000
2028	==> 6	03189	0000
2029	==> 1	03193	2041
2030	==> A	00160	0000
2031	==> 2	00000	2034
2032	==> 3	00000	0000
2033	==> 4	00000	2040
2034	==> 7	03200	2035
2035	==> M	01215	2036
2036	==> P	00048	2037
2037	==> P	00662	2038
2038	==> P	01862	2039
2039	==> 6	03203	0000
2040	==> 6	03193	0000
2041	==> 1	03209	2055
2042	==> A	00161	0000
2043	==> 2	00000	2046
2044	==> 3	00000	0000
2045	==> 4	00000	2054
2046	==> M	01215	2047
2047	==> P	00048	2048
2048	==> P	00662	2049
2049	==> P	01864	2050
2050	==> P	01866	2051
2051	==> P	01868	2052
2052	==> P	01870	2053
2053	==> 6	03216	0000
2054	==> 6	03209	0000
2055	==> 1	03218	2067
2056	==> A	00162	0000
2057	==> 2	00000	2060
2058	==> 3	00000	0000
2059	==> 4	00000	2066

2060	==> M	01215	2061
2061	==> P	00048	2062
2062	==> P	00662	2063
2063	==> P	01872	2064
2064	==> P	01870	2065
2065	==> 6	03221	0000
2066	==> 6	03218	0000
2067	==> 1	03223	2079
2068	==> A	00163	0000
2069	==> 2	00000	2072
2070	==> 3	00000	0000
2071	==> 4	00000	2078
2072	==> 7	03226	2073
2073	==> M	01215	2074
2074	==> P	00048	2075
2075	==> P	00662	2076
2076	==> P	01874	2077
2077	==> 6	03229	0000
2078	==> 6	03223	0000
2079	==> 1	03235	2086
2080	==> A	00164	0000
2081	==> 2	00000	2084
2082	==> 3	00000	0000
2083	==> 4	00000	2085
2084	==> 6	03237	0000
2085	==> 6	03235	0000
2086	==> 1	03243	0000
2087	==> A	00165	0000
2088	==> 2	00000	2091
2089	==> 3	00000	0000
2090	==> 4	00000	2098
2091	==> M	01215	2092
2092	==> P	00048	2093
2093	==> P	00662	2094
2094	==> P	00046	2095
2095	==> P	00930	2096
2096	==> 6	03246	2097
2097	==> 6	03264	0000
2098	==> 6	03243	0000
2099	==> 1	03275	2112
2100	==> A	00166	0000
2101	==> 2	00000	2106
2102	==> 3	00000	0000
2103	==> 4	00000	2111
2104	==> 0	01398	2105
2105	==> P	00063	2106
2106	==> D	01065	2107
2107	==> C	00329	2108
2108	==> 5	03277	2109
2109	==> 5	03293	2110
2110	==> 6	03299	0000
2111	==> 6	03275	0000
2112	==> 1	03302	0000

2113	==>	A	00167	0000
2114	==>	2	00000	2117
2115	==>	3	00000	0000
2116	==>	4	00000	2118
2117	==>	6	03305	0000
2118	==>	6	03302	2119
2119	==>	6	03316	0000
2120	==>	1	03327	0000
2121	==>	A	00168	0000
2122	==>	2	00000	2127
2123	==>	3	000-1	2132
2124	==>	4	00000	2133
2125	==>	0	01405	2126
2126	==>	P	00063	2127
2127	==>	M	01391	2128
2128	==>	P	01879	2129
2129	==>	M	01243	2130
2130	==>	P	01879	2131
2131	==>	6	03333	0000
2132	==>	5	03347	0000
2133	==>	6	03348	0000
2134	==>	1	03351	2143
2135	==>	A	00169	0000
2136	==>	2	00000	0000
2137	==>	3	00000	2139
2138	==>	4	00000	2141
2139	==>	6	03353	2140
2140	==>	6	03356	0000
2141	==>	6	03351	2142
2142	==>	6	03359	0000
2143	==>	1	03362	2150
2144	==>	A	00170	0000
2145	==>	2	00000	2148
2146	==>	3	00000	0000
2147	==>	4	00000	2149
2148	==>	6	03364	0000
2149	==>	6	03362	0000
2150	==>	1	03368	2159
2151	==>	A	00171	0000
2152	==>	2	00000	0000
2153	==>	3	00000	2155
2154	==>	4	00000	2157
2155	==>	6	03372	2156
2156	==>	6	03376	0000
2157	==>	6	03368	2158
2158	==>	6	03378	0000
2159	==>	1	03380	2168
2160	==>	A	00172	0000
2161	==>	2	00000	2164
2162	==>	3	00000	0000
2163	==>	4	00000	2166
2164	==>	5	03387	2165
2165	==>	6	03389	0000

2166	==> 6	03380	2167
2167	==> 6	03392	0000
2168	==> 1	03395	2176
2169	==> A	00173	0000
2170	==> 2	00000	2173
2171	==> 3	00000	0000
2172	==> 4	00000	2175
2173	==> 5	03402	2174
2174	==> 6	03411	0000
2175	==> 6	03395	0000
2176	==> 1	03417	2183
2177	==> A	00174	0000
2178	==> 2	00000	2181
2179	==> 3	00000	0000
2180	==> 4	00000	2182
2181	==> 6	03420	0000
2182	==> 6	03417	0000
2183	==> 1	03423	2190
2184	==> A	00175	0000
2185	==> 2	00000	0000
2186	==> 3	00000	2188
2187	==> 4	00000	2189
2188	==> 6	03427	0000
2189	==> 6	03423	0000
2190	==> 1	03431	2198
2191	==> A	00176	0000
2192	==> 2	00000	2195
2193	==> 3	00000	0000
2194	==> 4	00000	2196
2195	==> 6	03437	0000
2196	==> 6	03439	2197
2197	==> 6	03442	0000
2198	==> 1	03445	2205
2199	==> A	00177	0000
2200	==> 2	00000	0000
2201	==> 3	00000	2203
2202	==> 4	00000	2204
2203	==> 6	03452	0000
2204	==> 6	03445	0000
2205	==> 1	03455	0000
2206	==> A	00178	0000
2207	==> 2	00000	2210
2208	==> 3	00000	0000
2209	==> 4	00000	2211
2210	==> 6	03457	0000
2211	==> 6	03455	2212
2212	==> 6	03472	2213
2213	==> 6	03475	0000
2214	==> 1	03482	2222
2215	==> A	00179	0000
2216	==> 2	00000	0000
2217	==> 3	000-1	0000
2218	==> 4	00000	2221

2219	==> 0	01405	2220
2220	==> P	00063	0000
2221	==> 6	03482	0000
2222	==> 1	03484	2238
2223	==> A	00180	0000
2224	==> 2	00000	2227
2225	==> 3	00000	2233
2226	==> 4	00000	2237
2227	==> D	00832	2228
2228	==> C	00339	2229
2229	==> 5	03486	2230
2230	==> 5	03492	2231
2231	==> 6	03493	2232
2232	==> 6	03496	0000
2233	==> D	00832	2234
2234	==> C	00339	2235
2235	==> 5	03513	2236
2236	==> 6	03521	0000
2237	==> 6	03484	0000
2238	==> 1	03524	0000
2239	==> A	00181	0000
2240	==> 2	00000	2243
2241	==> 3	00000	0000
2242	==> 4	00000	2244
2243	==> 5	03526	0000
2244	==> 6	03524	0000
2245	==> 1	03531	0000
2246	==> A	00182	0000
2247	==> 2	00000	2256
2248	==> 3	00000	2266
2249	==> 4	00000	2269
2250	==> 0	01405	2251
2251	==> P	00063	2252
2252	==> 0	01721	2253
2253	==> P	00063	2254
2254	==> 0	00661	2255
2255	==> P	00155	2256
2256	==> H	01264	2257
2257	==> P	00063	2260
2258	==> 0	00681	2259
2259	==> P	00063	2260
2260	==> 5	03536	2261
2261	==> 6	03540	0000
2262	==> S	01681	2263
2263	==> P	00063	2264
2264	==> 0	00661	2265
2265	==> P	00155	2266
2266	==> H	01264	2267
2267	==> P	00063	2268
2268	==> 5	03560	0000
2269	==> 6	03531	0000
2270	==> 1	03566	2284
2271	==> A	00183	0000

2272	==>	2	00000	2275
2273	==>	3	00000	0000
2274	==>	4	00000	2283
2275	==>	M	01333	2276
2276	==>	P	00063	2277
2277	==>	S	01325	2278
2278	==>	P	00024	2279
2279	==>	P	00957	2280
2280	==>	P	00955	2281
2281	==>	D	00878	2282
2282	==>	6	03568	0000
2283	==>	6	03566	0000
2284	==>	1	03583	2299
2285	==>	A	00184	0000
2286	==>	2	00000	2289
2287	==>	3	00000	0000
2288	==>	4	00000	2298
2289	==>	M	01333	2290
2290	==>	P	00063	2291
2291	==>	S	01325	2292
2292	==>	P	00024	2293
2293	==>	P	00957	2294
2294	==>	P	00955	2295
2295	==>	D	00880	2296
2296	==>	C	00170	2297
2297	==>	6	03585	0000
2298	==>	6	03583	0000
2299	==>	1	03600	2307
2300	==>	A	00185	0000
2301	==>	2	00000	2304
2302	==>	3	00000	0000
2303	==>	4	00000	2306
2304	==>	D	00872	2305
2305	==>	6	03602	0000
2306	==>	6	03600	0000
2307	==>	1	03609	2317
2308	==>	A	00186	0000
2309	==>	2	00000	2312
2310	==>	3	00000	2315
2311	==>	4	00000	2316
2312	==>	5	03614	2313
2313	==>	5	03634	2314
2314	==>	6	03637	0000
2315	==>	7	03639	0000
2316	==>	6	03609	0000
2317	==>	1	03642	2326
2318	==>	A	00187	0000
2319	==>	2	00000	2322
2320	==>	3	00000	0000
2321	==>	4	00000	2325
2322	==>	D	00880	2323
2323	==>	C	00170	2324
2324	==>	6	03645	0000

2325	==> 6	03642	0000
2326	==> 1	03649	0000
2327	==> A	00188	0000
2328	==> 2	00000	2331
2329	==> 3	00000	0000
2330	==> 4	00000	2333
2331	==> D	00875	2332
2332	==> C	00163	0000
2333	==> 6	03649	0000
2334	==> 1	03651	2344
2335	==> A	00189	0000
2336	==> 2	00000	2339
2337	==> 3	000-1	2342
2338	==> 4	00000	2343
2339	==> D	01088	2340
2340	==> C	00746	2341
2341	==> 5	03653	0000
2342	==> 5	03656	0000
2343	==> 6	03651	0000
2344	==> 1	03659	2353
2345	==> A	00190	0000
2346	==> 2	00000	2349
2347	==> 3	00000	2351
2348	==> 4	00000	2352
2349	==> 6	03665	2350
2350	==> 6	03674	0000
2351	==> 5	03679	0000
2352	==> 6	03659	0000
2353	==> 1	03688	2363
2354	==> A	00191	0000
2355	==> 2	00000	2358
2356	==> 3	00000	2360
2357	==> 4	00000	2362
2358	==> 5	03694	2359
2359	==> 6	03707	0000
2360	==> 5	03709	2361
2361	==> 6	03719	0000
2362	==> 6	03688	0000
2363	==> 1	03727	2370
2364	==> A	00192	0000
2365	==> 2	00000	2368
2366	==> 3	00000	0000
2367	==> 4	00000	2369
2368	==> 5	03729	0000
2369	==> 6	03727	0000
2370	==> 1	03732	0000
2371	==> A	00193	0000
2372	==> 2	00000	2375
2373	==> 3	00000	2379
2374	==> 4	00000	2380
2375	==> D	01091	2376
2376	==> C	00757	2377
2377	==> 5	03735	2378

2378	==> 6	03739	0000
2379	==> 6	03748	0000
2380	==> 6	03732	0000
2381	==> 1	03751	2390
2382	==> A	00194	0000
2383	==> 2	00000	2386
2384	==> 3	000-1	2388
2385	==> 4	00000	2389
2386	==> 5	03753	2387
2387	==> 6	03755	0000
2388	==> 5	03760	0000
2389	==> 6	03751	0000
2390	==> 1	03762	2397
2391	==> A	00195	0000
2392	==> 2	00000	2395
2393	==> 3	00000	0000
2394	==> 4	00000	2396
2395	==> 6	03764	0000
2396	==> 6	03762	0000
2397	==> 1	03766	2404
2398	==> A	00196	0000
2399	==> 2	00000	2402
2400	==> 3	00000	0000
2401	==> 4	00000	2403
2402	==> 6	03768	0000
2403	==> 6	03766	0000
2404	==> 1	03770	2411
2405	==> A	00197	0000
2406	==> 2	00000	2409
2407	==> 3	00000	0000
2408	==> 4	00000	2410
2409	==> 6	03773	0000
2410	==> 6	03770	0000
2411	==> 1	03775	2418
2412	==> A	00198	0000
2413	==> 2	00000	2416
2414	==> 3	00000	0000
2415	==> 4	00000	2417
2416	==> 6	03778	0000
2417	==> 6	03775	0000
2418	==> 1	03783	2427
2419	==> A	00199	0000
2420	==> 2	00000	2423
2421	==> 3	00000	0000
2422	==> 4	00000	2426
2423	==> D	00858	2424
2424	==> C	00347	2425
2425	==> 6	03785	0000
2426	==> 6	03783	0000
2427	==> 1	03789	0000
2428	==> A	00200	0000
2429	==> 2	00000	2432
2430	==> 3	00000	0000

2431 ==> 4	00000	2433
2432 ==> 6	03793	0000
2433 ==> 6	03789	0000
2434 ==> 1	03796	2445
2435 ==> A	00201	0000
2436 ==> 2	00000	2439
2437 ==> 3	00000	2441
2438 ==> 4	00000	2444
2439 ==> 5	03798	2440
2440 ==> 6	03810	0000
2441 ==> 5	03813	2442
2442 ==> 5	03822	2443
2443 ==> 6	03826	0000
2444 ==> 6	03796	0000
2445 ==> 1	03838	2455
2446 ==> A	00202	0000
2447 ==> 2	00000	2450
2448 ==> 3	00000	2452
2449 ==> 4	00000	2454
2450 ==> 5	03840	2451
2451 ==> 6	03859	0000
2452 ==> 5	03862	2453
2453 ==> 6	03867	0000
2454 ==> 6	03838	0000
2455 ==> 1	03882	2463
2456 ==> A	00203	0000
2457 ==> 2	00000	2460
2458 ==> 3	00000	0000
2459 ==> 4	00000	2462
2460 ==> 5	03884	2461
2461 ==> 6	03889	0000
2462 ==> 6	03882	0000
2463 ==> 1	03894	0000
2464 ==> A	00204	0000
2465 ==> 2	00000	2468
2466 ==> 3	00000	0000
2467 ==> 4	00000	2470
2468 ==> 5	03897	2469
2469 ==> 6	03901	0000
2470 ==> 6	03894	0000
2471 ==> 1	03903	2480
2472 ==> A	00205	0000
2473 ==> 2	00000	2476
2474 ==> 3	000-1	2477
2475 ==> 4	00000	2479
2476 ==> 5	03905	0000
2477 ==> 5	03906	2478
2478 ==> 6	03907	0000
2479 ==> 6	03903	0000
2480 ==> 1	03910	2488
2481 ==> A	00206	0000
2482 ==> 2	00000	2485
2483 ==> 3	000-1	2486

2484	==>	4	00000	2487
2485	==>	6	03913	0000
2486	==>	6	03916	0000
2487	==>	6	03910	0000
2488	==>	1	03926	2496
2489	==>	A	00207	0000
2490	==>	2	00000	2493
2491	==>	3	00000	2494
2492	==>	4	00000	2495
2493	==>	6	03929	0000
2494	==>	6	03945	0000
2495	==>	6	03926	0000
2496	==>	1	03955	2505
2497	==>	A	00208	0000
2498	==>	2	00000	2501
2499	==>	3	00000	2502
2500	==>	4	00000	2504
2501	==>	6	03958	0000
2502	==>	6	03974	2503
2503	==>	6	03979	0000
2504	==>	6	03955	0000
2505	==>	1	03984	0000
2506	==>	A	00209	0000
2507	==>	2	00000	2510
2508	==>	3	00000	2513
2509	==>	4	00000	2514
2510	==>	6	03987	2511
2511	==>	6	04006	2512
2512	==>	6	04026	0000
2513	==>	6	04032	0000
2514	==>	6	03984	0000
2515	==>	[EOB]	0000	0000

Appendix E: Headings File

THE PRODUCT THAT YOU GENERATED PROVIDES CURRENT REQUIRED DATA IN THE APPROPRIATE FORMAT. IT IS NECESSARY TO TAKE APPROPRIATE ACTION AS INDICATED IN THE "ACTION MESSAGES AND DIRECTIVES" SECTION BELOW. PLEASE REMEMBER THAT THE DATA WAS SUPPLIED BY ESD OFFICES OF PRIMARY RESPONSIBILITY (OPR). THE DATA IS THE BEST AVAILABLE; IT HAS BEEN REFINED AND EDITED. THE STATEMENT OF WORK IS NEARLY COMPLETE. IT IS CONCISE; REPETITIONS WITHIN APPLIED DOCUMENTS, BETWEEN TASKS, AND WITHIN THE RFP (CDRL, CONTRACT SCHEDULE, IFPP), HAVE BEEN REMOVED. LEVYING A TASK BY CITING A DOCUMENT (E.G., MIL-SPEC) AND PARAGRAPH NUMBERS IS SUFFICIENT. CITING A DATA ITEM IN PARENTHESES; E.G., (DI-A-1001) IS ALL THAT IS ALLOWED FOR STATING THAT A REPORT IS REQUIRED - DO NOT ADD PREPARATION AND OTHER DELIVERY REQUIREMENTS! REFRAIN FROM REPETITION FOR ANY REASON!!!!!!

TABLE OF CONTENTS *****

PARAGRAPH -----

- 1. SCOPE
- 2. APPLICABLE DOCUMENTS
- 3. REQUIREMENTS
 - 3.1. HARDWARE
 - 3.2. TRAINING
 - 3.2.1 EQUIPMENT
 - 3.2.2 SERVICES
 - 3.2.3 FACILITIES
 - 3.3. PECULIAR SUPPORT EQUIPMENT
 - 3.3.1 ORGANIZATIONAL
 - 3.3.2 INTERMEDIATE
 - 3.3.3 REPORT
 - 3.4. SYSTEM TEST AND EVALUATION
 - 3.4.1 DEVELOPMENT TEST AND EVALUATION
 - 3.4.2 OPERATIONAL TEST AND EVALUATION
 - 3.4.3 MARKUPS
 - 3.4.4 TEST AND EVALUATION SUPPORT
 - 3.4.5 TEST FACILITIES
 - 3.5. SYSTEM / PROJECT MANAGEMENT

- 3.5.1.1 DESIGN ENGINEERING
- 3.5.1.2 LOGISTICS ENGINEERING
- 3.5.1.3 SPECIALTY ENGINEERING
- 3.5.1.4 MANUFACTURING ENGINEERING
- 3.5.1.5 SECURITY
- 3.5.1.6 COMMUNICATIONS
- 3.5.2.1 CONTRACT WORK BREAKDOWN STRUCTURE
- 3.5.2.2 COST INFORMATION SYSTEMS
- 3.5.2.3 C/CSC
- 3.5.2.4 SCHEDULE MANAGEMENT
- 3.5.2.5 CONFIGURATION MANAGEMENT
- 3.5.2.6 DATA MANAGEMENT
- 3.5.2.7 NOMENCLATURE
- 3.5.2.8 MANUFACTURING MANAGEMENT
- 3.5.2.9 COMPUTER RESOURCES MANAGEMENT
- 3.5.2.10 TRAVEL

- 3.6. DATA
- 3.6.1 TECHNICAL PUBLICATIONS
- 3.6.2 ENGINEERING DATA
- 3.6.3 MANAGEMENT DATA
- 3.6.4 SUPPORT DATA
- 3.6.5 DATA DEPOSITORY

- 3.7. OPERATIONS / SITE ACTIVATION
- 3.7.1 CONTRACTOR TECHNICAL SUPPORT
- 3.7.2 SITE CONSTRUCTION

- 3.8. COMMON SUPPORT EQUIPMENT
- 3.8.1 ORGANIZATIONAL
- 3.8.2 INTERMEDIATE
- 3.8.3 DEPOT

- 3.9 INDUSTRIAL FACILITIES
- 3.9.1 CONSTRUCTION / CONVERSION / EXPANSION
- 3.9.2 EQUIPMENT ACQUISITION OR MODERNIZATION
- 3.9.3 MAINTENANCE

- 3.10 INITIAL SPARES AND REPAIR PARTS

1. SCOPE

1.1 This Statement of Work covers management programs and controls that the Government requires during this phase of the contract.

1.2 The data to be delivered as a result of performing the tasks prescribed by this statement of work are specified in the Contract Data Requirements List (CDRL). In no case shall any task prescribed herein be interpreted to require delivery of data.

1.3 The provisions of the applicable documents and their

tailored applications, set forth in the paragraphs of Section 3 below, are hereby incorporated into the contract by reference with the same force and effect as though set forth herein in full.

2. LISTING OF APPLICABLE DOCUMENTS

(SECTION 3 OF THIS DOCUMENT CONTAINS THE TAILORED REQUIREMENTS.)

2.1 STANDARDS

2.2 SPECIFICATIONS

2.3 HANDBOOKS

2.4 OTHER DOCUMENTS

3. REQUIREMENTS

3.1. HARDWARE

The contractor shall design, develop, fabricate, assemble, and test the _____ system in accordance with the requirements stated in the system specification provided in attachment _____ of the contract.

3.2. TRAINING

3.2.1 EQUIPMENT

3.2.2 SERVICES

3.2.3 FACILITIES

3.3. PECULIAR SUPPORT EQUIPMENT

3.3.1 ORGANIZATIONAL

3.3.2 INTERMEDIATE

3.3.3 DEPOT

3.4. SYSTEM TEST AND EVALUATION

3.4.1 DEVELOPMENT TEST AND EVALUATION

3.4.2 OPERATIONAL TEST AND EVALUATION

3.4.3 MARKUPS

3.4.4 TEST AND EVALUATION SUPPORT

Preoperational Maintenance:

Preoperational Supply Support:

3.4.5 TEST FACILITIES

3.5. SYSTEM / PROJECT MANAGEMENT

3.5.1 SYSTEM ENGINEERING

3.5.1.1 DESIGN ENGINEERING

Human Factors:

Value Engineering:

Parts Control Program:

Electromagnetic Compatability:

Survivability / Vulnerability:

3.5.1.2 LOGISTICS ENGINEERING

Availability:

Maintainability:

Reliability:

Logistics Support Analysis:

Integrated Logistics Support:

Transportability:

3.5.1.3 SPECIALTY ENGINEERING

System Safety:

Aerospace Meteorological Environment:

Preservation, Packaging, and Packing:

Transportation:

3.5.1.4 MANUFACTURING ENGINEERING

Quality Assurance:

3.5.1.5 SECURITY

General Security:

Communications Security / Tempest:

3.5.1.6 COMMUNICATIONS

Communications Long Lines:

Radio Frequency Management:

3.5.2.1 CONTRACT WORK BREAKDOWN STRUCTURE

3.5.2.2 COST INFORMATION SYSTEMS

3.5.2.3 C/CSC

3.5.2.4 SCHEDULE MANAGEMENT

3.5.2.5 CONFIGURATION MANAGEMENT

3.5.2.6 DATA MANAGEMENT

3.5.2.7 NOMENCLATURE

3.5.2.8 MANUFACTURING MANAGEMENT

3.5.2.9 COMPUTER RESOURCES MANAGEMENT

3.5.2.10 TRAVEL

3.6. DATA

3.6.1 TECHNICAL PUBLICATIONS

3.6.2 ENGINEERING DATA

3.6.3 MANAGEMENT DATA

3.6.4 SUPPORT DATA

3.6.5 DATA DEPOSITORY

3.7. OPERATIONS / SITE ACTIVATION

Real Property Facilities:

- 3.7.1 CONTRACTOR TECHNICAL SUPPORT
- 3.7.2 SITE CONSTRUCTION

- 3.8. COMMON SUPPORT EQUIPMENT
 - 3.8.1 ORGANIZATIONAL
 - 3.8.2 INTERMEDIATE
 - 3.8.3 DEPOT

- 3.9 INDUSTRIAL FACILITIES
 - 3.9.1 CONSTRUCTION / CONVERSION / EXPANSION
 - 3.9.2 EQUIPMENT ACQUISITION OR MODERNIZATION
 - 3.9.3 MAINTENANCE

- 3.10 INITIAL SPARES AND REPAIR PARTS

TABLE OF CONTENTS

Paragraph

- 1. SCOPE

- 2. LISTING OF DATA ITEMS

- 3. DRAFT CDRL
 - 3.1. HARDWARE

 - 3.2. TRAINING
 - 3.2.1 EQUIPMENT
 - 3.2.2 SERVICES
 - 3.2.3 FACILITIES

 - 3.3. PECULIAR SUPPORT EQUIPMENT
 - 3.3.1 ORGANIZATIONAL
 - 3.3.2 INTERMEDIATE
 - 3.3.3 DEPOT

- 3.3.2 INTERMEDIATE
- 3.3.3 DEPOT

- 3.4. SYSTEM TEST AND EVALUATION
 - 3.4.1 DEVELOPMENT TEST AND EVALUATION
 - 3.4.2 OPERATIONAL TEST AND EVALUATION
 - 3.4.3 MARKUPS
 - 3.4.4 TEST AND EVALUATION SUPPORT
 - Preoperational Maintenance:
 - Preoperational Supply Support:
 - 3.4.5 TEST FACILITIES

- 3.5. SYSTEM / PROJECT MANAGEMENT
 - 3.5.1 SYSTEM ENGINEERING
 - 3.5.1.1 DESIGN ENGINEERING
 - Human Factors:
 - Value Engineering:
 - Parts Control Program:
 - Electromagnetic Compatability:
 - Survivability / Vulnerability:
 - 3.5.1.2 LOGISTICS ENGINEERING
 - Availability:
 - Maintainability:
 - Reliability:
 - Logistics Support Analysis:
 - Integrated Logistics Support:
 - Transportability:

3.5.1.3 SPECIALTY ENGINEERING

System Safety:

Aerospace Meteorological Environment:

Preservation, Packaging, and Packing:

Transportation:

3.5.1.4 MANUFACTURING ENGINEERING

Quality Assurance:

3.5.1.5 SECURITY

General Security:

Communications Security / Tempest:

3.5.1.6 COMMUNICATIONS

Communications Long Lines:

Radio Frequency Management:

3.5.2.1 CONTRACT WORK BREAKDOWN STRUCTURE

3.5.2.2 COST INFORMATION SYSTEMS

3.5.2.3 C/CSC

3.5.2.4 SCHEDULE MANAGEMENT

3.5.2.5 CONFIGURATION MANAGEMENT

3.5.2.6 DATA MANAGEMENT

3.5.2.7 NOMENCLATURE

3.5.2.8 MANUFACTURING MANAGEMENT

3.5.2.9 COMPUTER RESOURCES MANAGEMENT

3.5.2.10 TRAVEL

3.6. DATA

3.6.1 TECHNICAL PUBLICATIONS

3.6.2 ENGINEERING DATA

- 3.6.3 MANAGEMENT DATA
- 3.6.4 SUPPORT DATA
- 3.6.5 DATA DEPOSITORY

- 3.7. OPERATIONS / SITE ACTIVATION
 - Real Property Facilities:
 - 3.7.1 CONTRACTOR TECHNICAL SUPPORT
 - 3.7.2 SITE CONSTRUCTION

- 3.8. COMMON SUPPORT EQUIPMENT
 - 3.8.1 ORGANIZATIONAL
 - 3.8.2 INTERMEDIATE
 - 3.8.3 DEPOT

- 3.9 INDUSTRIAL FACILITIES
 - 3.9.1 CONSTRUCTION / CONVERSION / EXPANSION
 - 3.9.2 EQUIPMENT ACQUISITION OR MODERNIZATION
 - 3.9.3 MAINTENANCE

- 3.10 INITIAL SPARES AND REPAIR PARTS

ACTION MESSAGES AND DIRECTIVES

CAUTION: THE ABOVE PRODUCT IS A PRELIMINARY DRAFT ONLY!
TAKE APPROPRIATE ACTION AS INDICATED BELOW....

- 3.1. HARDWARE

- 3.2. TRAINING
 - 3.2.1 EQUIPMENT
 - 3.2.2 SERVICES
 - 3.2.3 FACILITIES

- 3.3. PECULIAR SUPPORT EQUIPMENT
 - 3.3.1 ORGANIZATIONAL
 - 3.3.2 INTERMEDIATE
 - 3.3.3 DEPOT

- 3.4. SYSTEM TEST AND EVALUATION
 - 3.4.1 DEVELOPMENT TEST AND EVALUATION
 - 3.4.2 OPERATIONAL TEST AND EVALUATION
 - 3.4.3 MARKUPS
 - 3.4.4 TEST AND EVALUATION SUPPORT
 - Preoperational Maintenance:
 - Preoperational Supply Support:
 - 3.4.5 TEST FACILITIES

- 3.5. SYSTEM / PROJECT MANAGEMENT
 - 3.5.1 SYSTEM ENGINEERING
 - 3.5.1.1 DESIGN ENGINEERING
 - Human Factors:
 - Value Engineering:
 - Parts Control Program:
 - Electromagnetic Compatibility:
 - Survivability / Vulnerability:
 - 3.5.1.2 LOGISTICS ENGINEERING
 - Availability:
 - Maintainability:
 - Reliability:
 - Logistics Support Analysis:

Integrated Logistics Support:

Transportability:

3.5.1.3 SPECIALTY ENGINEERING

System Safety:

Aerospace Meteorological Environment:

Preservation, Packaging, and Packing:

Transportation:

3.5.1.4 MANUFACTURING ENGINEERING

Quality Assurance:

3.5.1.5 SECURITY

General Security:

Communications Security / Tempest:

3.5.1.6 COMMUNICATIONS

Communications Long Lines:

Radio Frequency Management:

3.5.2.1 CONTRACT WORK BREAKDOWN STRUCTURE

3.5.2.2 COST INFORMATION SYSTEMS

3.5.2.3 C/CSC

3.5.2.4 SCHEDULE MANAGEMENT

3.5.2.5 CONFIGURATION MANAGEMENT

3.5.2.6 DATA MANAGEMENT

3.5.2.7 NOMENCLATURE

3.5.2.8 MANUFACTURING MANAGEMENT

3.5.2.9 COMPUTER RESOURCES MANAGEMENT

3.5.2.10 TRAVEL

3.6. DATA

- 3.6.1 TECHNICAL PUBLICATIONS
- 3.6.2 ENGINEERING DATA
- 3.6.3 MANAGEMENT DATA
- 3.6.4 SUPPORT DATA
- 3.6.5 DATA DEPOSITORY

- 3.7. OPERATIONS / SITE ACTIVATION
 - Real Property Facilities:
 - 3.7.1 CONTRACTOR TECHNICAL SUPPORT
 - 3.7.2 SITE CONSTRUCTION

- 3.8. COMMON SUPPORT EQUIPMENT
 - 3.8.1 ORGANIZATIONAL
 - 3.8.2 INTERMEDIATE
 - 3.8.3 DEPOT

- 3.9 INDUSTRIAL FACILITIES
 - 3.9.1 CONSTRUCTION / CONVERSION / EXPANSION
 - 3.9.2 EQUIPMENT ACQUISITION OR MODERNIZATION
 - 3.9.3 MAINTENANCE

- 3.10 INITIAL SPARES AND REPAIR PARTS

THE FOLLOWING IS A LIST OF ALL AREAS AND FUNCTIONAL TASKS. AN "*" IN COLUMN ONE INDICATES TASK COMPLETION.

Appendix F: Task File

Key Value -----	Record value -----
0001 ==>	ENGINEERING FUNCTIONAL TASKS:
0002 ==>	
0003 ==>	1. SYSTEMS ENGINEERING
0004 ==>	2. SYSTEM SAFETY
0005 ==>	3. HUMAN FACTORS
0006 ==>	4. VALUE ENGINEERING
0007 ==>	5. SECURITY
0008 ==>	6. AVAILABILITY
0009 ==>	7. MAINTAINABILITY
0010 ==>	8. RELIABILITY
0011 ==>	9. PARTS CONTROL PROGRAM
0012 ==>	10. AEROSPACE METEOROLOGICAL ENVIRONMENT
0013 ==>	11. ELECTROMAGNETIC COMPATIBILITY (EMC)
0014 ==>	12. SURVIVABILITY / VULNERABILITY
0015 ==>	13. COMMUNICATIONS LONG LINES
0016 ==>	14. COMMUNICATIONS SECURITY / TEMPEST
0017 ==>	15. RADIO FREQUENCY MANAGEMENT
0018 ==>	16. TRANSPORTABILITY
0019 ==>	17. QUALITY ASSURANCE
0020 ==>	18. TEST AND EVALUATION
0021 ==>	19. COMPUTER RESOURCES MANAGEMENT
0022 ==>	20. REAL PROPERTY FACILITIES
0023 ==>	21. MANUFACTURING MANAGEMENT
0024 ==>	
0025 ==>	CONFIGURATION AND DATA FUNCTIONAL TASKS:
0026 ==>	
0027 ==>	1. CONFIGURATION MANAGEMENT
0028 ==>	2. DATA MANAGEMENT
0029 ==>	3. ENGINEERING DATA
0030 ==>	4. NOMENCLATURE
0031 ==>	
0032 ==>	PROGRAM MANAGEMENT FUNCTIONAL TASKS:
0033 ==>	
0034 ==>	1. CONTRACT WORK BREAKDOWN STRUCTURE
0035 ==>	2. COST INFORMATION SYSTEMS
0036 ==>	3. COST / SCHEDULE CONTROL SYSTEMS
0037 ==>	4. SCHEDULE MANAGEMENT
0038 ==>	
0039 ==>	LOGISTICS FUNCTIONAL TASKS:
0040 ==>	
0041 ==>	1. LOGISTICS SUPPORT ANALYSIS
0042 ==>	2. INTEGRATED LOGISTICS SUPPORT
0043 ==>	3. INITIAL SPARE / REPAIR PARTS
0044 ==>	4. PREOPERATIONAL MAINTENANCE
0045 ==>	5. PREOPERATIONAL SUPPLY SUPPORT
0046 ==>	6. SUPPORT BREAKDOWN

0047 ==> 7. TECHNICAL ORDERS
0048 ==>
0049 ==> PACKAGING AND TRANSPORTATION FUNCTIONAL TASKS:
0050 ==>
0051 ==> 1. PRESERVATION, PACKAGING, AND PACKING
0052 ==> 2. TRANSPORTATION
0053 ==> 3. TRAVEL
0054 ==>
0055 ==>
0056 ==> ****
0057 ==> * MICRO-COMPUTER GENERATED ACQUISITION DOCUMENTS SYSTEM (MGADS) *
0058 ==> ****
0059 ==>
0060 ==> 1. This program is designed to generate and/or modify a Statement of
0061 ==> Work (SOW) and/or Contract Data Requirements List (CDRL) for the Full
0062 ==> Scale Development phase of an acquisition. A set of ACTION MESSAGES,
0063 ==> grouped by SOW paragraph, will follow the CDRL.
0064 ==>
0065 ==> 2. The product created is a DRAFT document. The draft must be
0066 ==> tailored for the specific acquisition. The action messages are
0067 ==> intended to help you in your tailoring effort.
0068 ==> Tailoring can be accomplished using an MSDOS word processing package.
0069 ==>
0070 ==> 3. You should be familiar with the program direction/requirements
0071 ==> at this point. The requirements can be obtained from existing
0072 ==> acquisition documents such as the PMD and AFSC Fm 56.
0073 ==>
0074 ==> 4. A word of advice --- you may wish to use a separate diskette for
0075 ==> each SOW/CDRL file generated.
0076 ==>
0077 ==>
0078 ==>
0079 ==> ***** PRESS ANY KEY TO CONTINUE *****
0080 ==>

Appendix G: COBOL Source Code

IDENTIFICATION DIVISION.
PROGRAM-ID. FSDIST.

*
* THIS PROGRAM IS THE ONLY PROGRAM IN THE SOW / CDRL
* FOR FULL SCALE DEVELOPMENT SERIES.
*

ENVIRONMENT DIVISION.
CONFIGURATION SECTION.
SOURCE-COMPUTER. Z-100.
OBJECT-COMPUTER. Z-100.
INPUT-OUTPUT SECTION.
FILE-CONTROL.

SELECT TASK-FILE
ASSIGN TO DISK
FILE STATUS IS TASK-FILE-STATUS
ACCESS IS DYNAMIC
RELATIVE KEY IS TASK-FILE-REC-NUM
ORGANIZATION IS RELATIVE.

SELECT DOCUMENT-FILE
ASSIGN TO DISK
FILE STATUS IS FILE-STATUS
ACCESS IS DYNAMIC
RELATIVE KEY IS DOCUMENT-FILE-REC-NUM
ORGANIZATION IS RELATIVE.

SELECT STD-FILE
ASSIGN TO DISK
FILE STATUS IS FILE-STATUS
ACCESS IS DYNAMIC
RELATIVE KEY IS STD-FILE-REC-NUM
ORGANIZATION IS RELATIVE.

SELECT INDEX-FILE
ASSIGN TO DISK
FILE STATUS IS FILE-STATUS
ACCESS IS DYNAMIC
RELATIVE KEY IS INDEX-FILE-REC-NUM
ORGANIZATION IS RELATIVE.

SELECT QUESTION-FILE
ASSIGN TO DISK
FILE STATUS IS FILE-STATUS
ACCESS IS DYNAMIC
RELATIVE KEY IS QUESTION-FILE-REC-NUM
ORGANIZATION IS RELATIVE.

SELECT INDEX-PTR-FILE
ASSIGN TO DISK

FILE STATUS IS FILE-STATUS
ACCESS IS SEQUENTIAL
ORGANIZATION IS LINE SEQUENTIAL.

SELECT BATCH-FILE
ASSIGN TO DISK
FILE STATUS IS BATCH-STATUS
ACCESS IS SEQUENTIAL
ORGANIZATION IS LINE SEQUENTIAL.

SELECT ANSWER-FILE
ASSIGN TO DISK
FILE STATUS IS ANSWER-STATUS
ACCESS IS DYNAMIC
RELATIVE KEY IS ANSWER-FILE-KEY
ORGANIZATION IS RELATIVE.

SELECT HEADING-FILE
ASSIGN TO DISK
FILE STATUS IS FILE-STATUS
ACCESS IS SEQUENTIAL
ORGANIZATION IS LINE SEQUENTIAL.

SELECT WP-FILE
ASSIGN TO DISK
FILE STATUS IS WP-STATUS
ACCESS IS SEQUENTIAL
ORGANIZATION IS LINE SEQUENTIAL.

DATA DIVISION.

FILE SECTION.

FD BATCH-FILE
LABEL RECORDS ARE STANDARD
VALUE OF FILE-ID IS "FSDBAT1.BAT".
01 BATCH-RECORD.
03 FILLER PIC X(61).

FD DOCUMENT-FILE
LABEL RECORDS ARE STANDARD
VALUE OF FILE-ID IS "DOCFILE.FSD".
01 DOCUMENT-FILE-RECORD.
03 DOCUMENT-RECORD PIC X(70).
03 DOCUMENT-FLAG PIC X(1).
03 FILLER PIC X(1).
01 DOCUMENT-FILE-RECORD-2.
03 FILLER PIC X(7).
03 DID-NUMBER PIC X(15).
03 FILLER PIC X(50).

FD STD-FILE
LABEL RECORDS ARE STANDARD
VALUE OF FILE-ID IS "STDFILE.FSD".
01 STD-FILE-RECORD.

03 STD-RECORD.
 05 STD-TITLE PIC X(7).
 05 FILLER PIC X(25).

FD INDEX-FILE
 LABEL RECORDS ARE STANDARD
 VALUE OF FILE-ID IS "INDEXES.FSD".

01 INDEX-RECORD.
 03 INDEX-FIELD-1 PIC X.
 03 FILLER PIC X(3).
 03 INDEX-FIELD-2 PIC 9(5).
 03 FILLER PIC X(4).
 03 INDEX-FIELD-3 PIC 9(4).

FD QUESTION-FILE
 LABEL RECORDS ARE STANDARD
 VALUE OF FILE-ID IS "QUEST.FSD".

01 QUESTION-RECORD.
 03 QUESTION PIC X(70).
 03 END-OF-QUESTION-FLAG PIC X(1).
 03 FILLER PIC X(1).

FD INDEX-PTR-FILE
 LABEL RECORDS ARE STANDARD
 VALUE OF FILE-ID IS "INDEXPTR.FSD".

01 INDEX-PTR-RECORD.
 03 FILLER PIC 9(84).

FD ANSWER-FILE
 LABEL RECORDS ARE STANDARD
 VALUE OF FILE-ID IS W-FILE-NAME-FORMAT.

01 TASK-COMPLETE-INDICATOR.
 03 TASK-COMPLETE-FLAG OCCURS 100 TIMES PIC X.

01 ANSWER-RECORD.
 03 ANSWER-TO-QUESTION OCCURS 100 TIMES PIC X.

FD HEADING-FILE
 LABEL RECORDS ARE STANDARD
 VALUE OF FILE-ID IS "HEADINGS.FSD".

01 HEADING-RECORD.
 03 HDG-SECTION-NUM PIC X(4).
 03 FILLER PIC X(67).

FD WP-FILE
 LABEL RECORDS ARE STANDARD
 VALUE OF FILE-ID IS FILE-NAME-VALUE.

01 WP-FILE-RECORD.
 03 FILLER PIC X(9).
 03 WP-FILE-REC-VAL PIC X(71).

01 WP-FILE-RECORD-2.
 03 WP-AREA PIC X(7).
 03 WP-AREA-NUM PIC Z(1).
 03 FILLER PIC X(5).

03	WP-TASK	PIC X(7).
03	WP-TASK-NUM	PIC Z(2).
03	FILLER	PIC X(5).
03	WP-QUESTION	PIC X(11).
03	WP-QUESTION-NUM	PIC Z(2).
03	FILLER	PIC X(40).
01	WP-FILE-RECORD-3.	
03	WP-SECTION-NUM	PIC X(4).
03	WP-SUB-SECTION-NUM	PIC X(2).
03	WP-DECIMAL-PT-1	PIC X(1).
03	FILLER	PIC X(2).
03	WP-TASK-TITLE	PIC X(71).
01	WP-FILE-RECORD-4.	
03	FILLER	PIC X(39).
03	WP-STD-AREA	PIC X(32).
03	FILLER	PIC X(9).
01	WP-FILE-RECORD-5.	
03	WP-COMPLETE-FLAG	PIC X.
03	FILLER	PIC X.
03	WP-TASK-RECORD	PIC X(78).
01	WP-FILE-RECORD-6.	
03	FILLER	PIC X(29).
03	WP-DATA-ITEM-TITLE	PIC X(15).
03	WP-LEFT-PAREN	PIC X(1).
J3	WP-REF-TITLE	PIC X(6).
03	WP-REF-NUMBER	PIC 9(3).
03	WP-RIGHT-PAREN	PIC X(1).
03	FILLER	PIC X(25).
01	WP-FILE-RECORD-7.	
03	FILLER	PIC X(9).
03	WP-NUMBER-REF-TITLE	PIC X(6).
03	WP-NUMBER-REF	PIC 9(3).
03	FILLER	PIC X(62).

FD TASK-FILE
 LABEL RECORDS ARE STANDARD
 VALUE OF FILE-ID IS "TASKFILE.FSD".

01	TASK-RECORD-1.	
03	TASK-RECORD	PIC X(50).
03	FILLER	PIC X(20).
01	TASK-RECORD-2.	
03	INTRO-SCREEN-RECORD	PIC X(70).
01	TASK-RECORD-3.	
03	FILLER	PIC X(5).
03	TASK-TITLE	PIC X(45).
03	FILLER	PIC X(20).

WORKING-STORAGE SECTION.

01	MISC-VALUES.	
03	NEW-FILE-FLAG	PIC X(13).
03	NUMBER-OF-TASKS	PIC X(2).
03	TASK-FILE-REC-NUM	PIC 9(5) COMP-0.
03	TASK-COUNTER	PIC 9(2).

```

03 RESPONSE PIC X(1).
03 NUM-RESPONSE REDEFINES RESPONSE PIC 9.
03 AREA-NUMBER PIC 9.
03 READ-FILE-COUNTER PIC 9(5) COMP-0.
03 TASK-FILE-STATUS PIC X(02) VALUE SPACES.
03 FILE-STATUS PIC X(02) VALUE SPACES.
03 HOLD-MAIN-NUM PIC 9(4).
03 ANSWER-FILE-KEY PIC 9(5) COMP-0.
03 BATCH-STATUS PIC X(2) VALUE SPACES.
03 ANSWER-STATUS PIC X(2) VALUE SPACES.
03 TASK-RESPONSE PIC X(2) JUSTIFIED RIGHT.
03 ALPHA-TASK-RESPONSE REDEFINES TASK-RESPONSE.
05 ALPHA-FIRST-CHAR PIC X(1).
05 ALPHA-RESPONSE PIC X(1).
03 NUM-TASK-RESPONSE REDEFINES TASK-RESPONSE.
05 FILLER PIC 9(2).
03 TASK-NUMBER REDEFINES TASK-RESPONSE PIC 9(2).
03 ALPHA-ANSWER-SUBC PIC X(10) VALUE
"0226334050".
03 NUM-ANSWER-SUBS REDEFINES ALPHA-ANSWER-SUBS.
05 ANSWER-SUBSCRIPT OCCURS 5 TIMES PIC 9(2).
03 WP-STATUS PIC X(2) VALUE SPACES.
03 INDEX-FILE-REC-NUM PIC 9(5) COMP-0.
03 QUESTION-FILE-REC-NUM PIC 9(5) COMP-0.
03 REF-NUM PIC 9(3).
03 PRIME-INDEX-FIELD-2 PIC 9(5).
03 PRIME-INDEX-FIELD-3 PIC 9(4).
03 QUESTION-COMplete-FLAG PIC 9(1).
03 ACT-FLAG PIC 9.
03 CDRL-FLAG PIC 9.
03 DUMMY PIC X.
03 FILE-NAME-STATUS PIC 9(1).
03 ERRORS PIC 9(1) VALUE 0.
03 QUESTION-NUMBER-LINE.
05 FILLER PIC X(9) VALUE "QUESTION ".
05 QUESTION-NUMBER PIC Z(2).
05 FILLER PIC X(1) VALUE ":".
03 HOLD-REC-NUM PIC 9(5) COMP-0.
03 DOCUMENT-FILE-REC-NUM PIC 9(5) COMP-0.
03 STD-FILE-REC-NUM PIC 9(5) COMP-0.
03 ANSWER PIC X.
03 DID-FLAG PIC 9.
03 COMPLETE-FLAG PIC 9.
03 QUESTION-COUNTER PIC 9(2).
03 NO-ERRORS PIC 9(1) VALUE 1.
03 SCRIPT PIC 9(2).
03 DISPLAY-RECORD.
05 FILLER PIC X(77).
03 DISPLAY-RECORD-2 REDEFINES DISPLAY-RECORD.
05 FILLER PIC X(39).
05 DISPLAY-STD PIC X(38).
03 DISP-MESS-TITLE-1 PIC X(22) VALUE
"Applicable Data Items:".

```

03 DISP-MESS-TITLE-2 PIC X(16) VALUE
"Action messages:".
03 MAX-TIMES PIC 9(2).
03 PREVIOUS-ANSWER PIC X.
03 PRESENT PIC 9(1) VALUE 1.
03 T-AND-A-NUM.
05 A-NUM PIC 9.
05 T-NUM PIC 99.
03 DECIMAL-IND PIC 9(1) VALUE 0.
03 AREA-AND-TASK-COUNTER PIC 9(2).
03 RED-AREA-AND-TASK-CTR REDEFINES AREA-AND-TASK-COUNTER.
05 A-AND-T-1ST-CHAR PIC X.
05 A-AND-T-2ND-CHAR PIC X.
03 TASKS-AND-AREAS.
05 FILLER PIC X(30) VALUE
"406118404405101103104109111112".
05 FILLER PIC X(30) VALUE
"106107108116401402102110501502".
05 FILLER PIC X(30) VALUE
"117105114113115301302303304201".
05 FILLER PIC X(27) VALUE
"202204121119503407203120403".
03 AREAS-AND-TASKS REDEFINES TASKS-AND-AREAS.
05 AREA-AND-TASK-NUMS OCCURS 39 TIMES PIC 9(3).
03 SECTION-COUNTER PIC 9(2).
03 S-TABLE.
05 SORT-TABLE OCCURS 100 TIMES.
07 SORT-PRIME-NUM PIC X.
07 SORT-MAIN-NUM PIC 9(4).
07 SORT-STD-NUM-A PIC X.
07 SORT-STD-NUM PIC X.
07 SORT-SUB-NUM PIC X(32).
07 SORT-PRIME-NUM-P PIC X.
03 TEMP-TBL-ENTRY.
05 TEMP-TBL-PRIME-NUM PIC X.
05 TEMP-TBL-MAIN-NUM PIC 9(4).
05 TEMP-TBL-STD-NUM-A PIC X.
05 TEMP-TBL-STD-NUM PIC X.
05 TEMP-TBL-SUB-NUM PIC X(32).
05 TEMP-TBL-PRIME-NUM-P PIC X.
03 SPEC-FLAG PIC 9.
03 SPEC-CTR PIC 99.
03 SORT-FLAG PIC 9.
03 SOW-QUESTION-FLAG PIC 9.
03 CTR PIC 9(3).
03 TBL-MAX PIC 9(3).
03 T-COUNTER PIC 9(2).
03 SCRIPT-MINUS-1 PIC 9(2).
03 SCRIPT-PLUS-3 PIC 9(2).
03 W-FILE-NAME-FORMAT.
05 W-DRIVE-IND PIC X(2).
05 FILLER-1 PIC X.
05 W-FILE-NAME PIC X(11).

```

03 W-FILE-FORMAT-2 REDEFINES W-FILE-NAME-FORMAT.
05 FILLER-2          PIC X(1).
05 W-FILE-NAME-2    PIC X(13).

01 INDEX-PTR-TABLE.
03 INDEX-PTR-TABLE-ROW OCCURS 5 TIMES.
05 INDEX-PTR OCCURS 21 TIMES
    PIC 9(4).

01 DELETE-FORMAT.
03 FILLER          PIC X(4) VALUE "DEL ".
03 DELETE-FILE-NAME PIC X(14).

01 FILE-NAME-VALUE.
03 FL-NAME-VAL-ALPHA.
05 FILE-NAME-CHAR OCCURS 13 TIMES PIC X(01).
03 FL-NAME-VAL-NUM REDEFINES FL-NAME-VAL-ALPHA.
05 FILE-NAME-NUM OCCURS 13 TIMES PIC 9(01).
03 FL-NAME-DRIVE-IND REDEFINES FL-NAME-VAL-ALPHA.
05 FILE-DRIVE-IND    PIC X(2).
05 FILE-W-DRIVE-IND  PIC X(11).
03 FL-NAME-WO-DRIVE-IND REDEFINES FL-NAME-VAL-ALPHA.
05 FILE-WO-DRIVE-IND PIC X(11).
05 FILLER            PIC X(2).

```

SCREEN SECTION.

```

01 MAIN-MENU.
03 LINE 2 COLUMN 27 VALUE
    "MAIN MENU".
03 LINE 3 COLUMN 27 VALUE
    "*****".
03 LINE 5 COLUMN 9 VALUE
    "There are four options available to you. You may:".
03 LINE 8 COLUMN 12 VALUE
    "D --- Delete a previously created file".
03 LINE 10 COLUMN 12 VALUE
    "R --- Run functional tasks. This option consists of".
03 LINE 11 COLUMN 12 VALUE
    "  answering questions in each of five functional".
03 LINE 12 COLUMN 12 VALUE
    "  areas to create a new SOW/CDRL or to modify a".
03 LINE 13 COLUMN 12 VALUE
    "  previously created one".
03 LINE 15 COLUMN 12 VALUE
    "W --- Produce a word processor file of completed".
03 LINE 16 COLUMN 12 VALUE
    "  tasks. Use this option after you have run".
03 LINE 17 COLUMN 12 VALUE
    "  the functional tasks. WARNING: previously".
03 LINE 18 COLUMN 12 VALUE
    "  created files having the specified filename".
03 LINE 19 COLUMN 12 VALUE

```

```

"      will be over-written".
03 LINE 21 COLUMN 12 VALUE
   "E --- Exit to operating system.".

01 AREA-SCREEN.
03 LINE 2 COLUMN 27 VALUE
   "AREA MENU".
03 LINE 3 COLUMN 27 VALUE
   "*****".
03 LINE 5 COLUMN 9 VALUE
   "All functional tasks have been grouped into one of the".
03 LINE 6 COLUMN 9 VALUE
   "following areas:".
03 LINE 9 COLUMN 14 VALUE
   "Area 1 --- Engineering".
03 LINE 10 COLUMN 14 VALUE
   "Area 2 --- Configuration and Data".
03 LINE 11 COLUMN 14 VALUE
   "Area 3 --- Program Management".
03 LINE 12 COLUMN 14 VALUE
   "Area 4 --- Logistics".
03 LINE 13 COLUMN 14 VALUE
   "Area 5 --- Packaging and Transportation.".
03 LINE 17 COLUMN 9 VALUE
   "Notes: 1. You may select areas and tasks in any order".
03 LINE 18 COLUMN 17 VALUE
   "2. You must answer all questions pertaining to each".
03 LINE 19 COLUMN 21 VALUE
   "task".
03 LINE 20 COLUMN 17 VALUE
   "3. If you fail to answer any questions, pertinent".
03 LINE 21 COLUMN 21 VALUE
   "information will be omitted from your document.".

01 QUESTION-SCREEN.
03 LINE 4 COLUMN 9 PIC X
   FROM RESPONSE.
03 LINE 4 COLUMN 10 VALUE
   " is the recorded answer.".
03 LINE 8 COLUMN 9 VALUE
   "You now have several options. You may:".
03 LINE 11 COLUMN 14 VALUE
   "<space> --- Continue to the next question".

01 QUESTION-SCREEN-Y-OR-N.
03 LINE 13 COLUMN 14 VALUE
   " V --- View output to question just answered".
03 LINE 14 COLUMN 14 VALUE
   "      then return to this menu".
03 LINE 16 COLUMN 14 VALUE
   " R --- Repeat previous question".
03 LINE 18 COLUMN 14 VALUE
   " B --- Begin this task again".

```

```

03 LINE 20 COLUMN 14 VALUE
   " X   --- Exit this task and return to task menu".

01 QUESTION-SCREEN-U.
03 LINE 13 COLUMN 14 VALUE
   " R   --- Repeat previous question".
03 LINE 15 COLUMN 14 VALUE
   " B   --- Begin this task again".
03 LINE 17 COLUMN 14 VALUE
   " X   --- Exit this task and return to task menu".

01 FILE-NAME-SCREEN.
03 LINE 2 COLUMN 3 VALUE
   "OPTION SELECTED: ".
03 LINE 5 COLUMN 3 VALUE
   "FILENAME RULES:".
03 LINE 7 COLUMN 6 VALUE
   "1. Filenames must be from 1 to 7 characters long".
03 LINE 8 COLUMN 6 VALUE
   "2. Each character in the filename must be either ".
03 LINE 9 COLUMN 10 VALUE
   "numeric or alphabetic ".
03 LINE 10 COLUMN 6 VALUE
   "3. The first character in the filename must be ".
03 LINE 11 COLUMN 10 VALUE
   "alphabetic".
03 LINE 12 COLUMN 6 VALUE
   "4. Disk drive names may be specified --- simply type".
03 LINE 13 COLUMN 10 VALUE
   "the drive name letter followed by a colon".
03 LINE 14 COLUMN 6 VALUE
   "5. Filenames may be followed by a decimal point and".
03 LINE 15 COLUMN 6 VALUE
   " a three character extension".
03 LINE 16 COLUMN 6 VALUE
   "6. See user's manual for further clarification.".
03 LINE 18 COLUMN 3 VALUE
   "EXAMPLES OF VALID FILENAMES:".
03 LINE 20 COLUMN 6 VALUE
   "1. MYFILE".
03 LINE 21 COLUMN 6 VALUE
   "2. MYFILE.NAM".
03 LINE 22 COLUMN 6 VALUE
   "3. A:MYFILE.NAM".

01 TASK-SCREEN.
03 LINE 4 COLUMN 51 REVERSE-VIDEO VALUE
   " NOTES:           ".
03 LINE 5 COLUMN 51 REVERSE-VIDEO VALUE
   " -----           ".
03 LINE 6 COLUMN 51 REVERSE-VIDEO VALUE
   "                   ".
03 LINE 7 COLUMN 51 REVERSE-VIDEO VALUE

```

```

      " 1. An '*' in column one ".
03 LINE 8 COLUMN 51 REVERSE-VIDEO VALUE
      " indicates task completion. ".
03 LINE 9 COLUMN 51 REVERSE-VIDEO VALUE
      " ".
03 LINE 10 COLUMN 51 REVERSE-VIDEO VALUE
      " 2. There are three ".
03 LINE 11 COLUMN 51 REVERSE-VIDEO VALUE
      " options available to you. ".
03 LINE 12 COLUMN 51 REVERSE-VIDEO VALUE
      " You may enter: ".
03 LINE 13 COLUMN 51 REVERSE-VIDEO VALUE
      " ".
03 LINE 14 COLUMN 51 REVERSE-VIDEO VALUE
      " <1- > -- To process a ".
03 LINE 14 COLUMN 56 REVERSE-VIDEO PIC X(2)
      FROM NUMBER-OF-TASKS.
03 LINE 15 COLUMN 51 REVERSE-VIDEO VALUE
      " particular task ".
03 LINE 16 COLUMN 51 REVERSE-VIDEO VALUE
      " M -- To return to the ".
03 LINE 17 COLUMN 51 REVERSE-VIDEO VALUE
      " main menu ".
03 LINE 18 COLUMN 51 REVERSE-VIDEO VALUE
      " A -- To select another".
03 LINE 19 COLUMN 51 REVERSE-VIDEO VALUE
      " area ".

01 ERROR-SCREEN-2.
03 LINE 23 COLUMN 3 JUST REVERSE-VIDEO PIC X(13)
      FROM FILE-NAME-VALUE.
03 LINE 23 COLUMN 16 REVERSE-VIDEO VALUE
      " is an invalid filename. Please try again.".

01 ENTER-LINE-FORMAT-2.
03 LINE 24 COLUMN 3 BLANK LINE REVERSE-VIDEO VALUE
      "Enter filename followed by <return>:".

01 ERROR-LINE-1.
03 LINE 23 COLUMN 9 REVERSE-VIDEO PIC X(1)
      FROM RESPONSE.
03 LINE 23 COLUMN 10 REVERSE-VIDEO VALUE
      " is an invalid response. Please try again.".

01 PREVIOUS-ANSWER-LINE.
03 LINE 20 COLUMN 9 VALUE
      "Note: This question was answered previously. The recor
      "ded".
03 LINE 21 COLUMN 16 VALUE
      "answer was ".
03 LINE 21 COLUMN 27 PIC X(1)
      FROM PREVIOUS-ANSWER.
03 LINE 21 COLUMN 28 VALUE ". ".

```


01 ENTER-AREA.
03 LINE 24 COLUMN 9 BLANK LINE REVERSE-VIDEO VALUE
"Enter area number <1-5> or M to return to the main menu:
".

01 ENTER-OPTION.
03 LINE 24 COLUMN 9 BLANK LINE REVERSE-VIDEO VALUE
"Enter option:".

01 ENTER-TASK-OPTION-LINE.
03 LINE 23 COLUMN 51 BLANK LINE REVERSE-VIDEO VALUE
" Enter option fol- ".
03 LINE 24 COLUMN 51 BLANK LINE REVERSE-VIDEO VALUE
" lowed by <return>:".

01 TASK-ERROR-LINE.
03 LINE 21 COLUMN 51 REVERSE-VIDEO VALUE " ".
03 LINE 21 COLUMN 53 REVERSE-VIDEO PIC X(2)
FROM TASK-RESPONSE.
03 LINE 21 COLUMN 55 REVERSE-VIDEO VALUE
" is an invalid option."
03 LINE 22 COLUMN 51 REVERSE-VIDEO VALUE
" Please try again. ".

01 ENTER-ANSWER-LINE.
03 LINE 24 COLUMN 9 REVERSE-VIDEO VALUE
"Answer Y (yes), N (no), or U (undecided):".

01 BLNK-SCREEN.
03 BLANK SCREEN.
03 LINE 1 COLUMN 55 REVERSE-VIDEO PIC X(11)
FROM NEW-FILE-FLAG.
03 LINE 1 COLUMN 66 REVERSE-VIDEO PIC X(13)
FROM FILE-NAME-VALUE.

01 BLANK-SCREEN.
03 BLANK SCREEN.

PROCEDURE DIVISION.

0000-DRIVER.

OPEN OUTPUT BATCH-FILE.
OPEN INPUT TASK-FILE
DOCUMENT-FILE
STD-FILE
INDEX-FILE.
OPEN INPUT INDEX-PTR-FILE.
OPEN INPUT QUESTION-FILE.
DISPLAY BLANK-SCREEN.
MOVE 1 TO AREA-NUMBER.
PERFORM 0000-READ-INDEX-PTR-FILE 5 TIMES.
CLOSE INDEX-PTR-FILE.
MOVE 56 TO TASK-FILE-REC-NUM.

```

DISPLAY BLANK-SCREEN.
MOVE 1 TO LIN.
PERFORM 0000-DISPLAY-INTRODUCTION 24 TIMES.
ACCEPT (24, 75) DUMMY WITH AUTO-SKIP.
DISPLAY BLANK-SCREEN.
DISPLAY MAIN-MENU.
DISPLAY ENTER-OPTION.
ACCEPT (24, 22) RESPONSE WITH AUTO-SKIP.
PERFORM 0000-PROCESS-MAIN-OPTIONS THRU
    0000-PROCESS-MAIN-OPTIONS-EXIT UNTIL
        RESPONSE = "E" OR "e".
CLOSE BATCH-FILE.
CLOSE TASK-FILE
    INDEX-FILE
    STD-FILE
    DOCUMENT-FILE
    QUESTION-FILE.
DISPLAY BLANK-SCREEN.
STOP RUN.

0000-READ-INDEX-PTR-FILE.
    READ INDEX-PTR-FILE.
    MOVE INDEX-PTR-RECORD TO INDEX-PTR-TABLE-ROW(AREA-NUMBER).
    ADD 1 TO AREA-NUMBER.

0000-DISPLAY-INTRODUCTION.
    READ TASK-FILE.
    DISPLAY (LIN, 5) INTRO-SCREEN-RECORD.
    ADD 1 TO LIN.
    ADD 1 TO TASK-FILE-REC-NUM.

0000-PROCESS-MAIN-OPTIONS.
    IF RESPONSE = "D" OR "d"
        PERFORM 4000-ENTER-FILE-NAME
        PERFORM 1000-DELETE-FILE THRU
            1000-DELETE-FILE-EXIT
        MOVE "M" TO RESPONSE
    ELSE
        IF RESPONSE = "R" OR "r"
            PERFORM 4000-ENTER-FILE-NAME
            PERFORM 2000-RUN-FCTNL-TASKS THRU
                2000-RUN-FCTNL-TASKS-EXIT
            UNTIL RESPONSE = "M" OR "m"
            CLOSE ANSWER-FILE
        ELSE
            IF RESPONSE = "W" OR "w"
                PERFORM 4000-ENTER-FILE-NAME
                PERFORM 3000-FORMAT-FOR-WP THRU
                    3000-FORMAT-FOR-WP-EXIT
                UNTIL RESPONSE = "M" OR "m"
            ELSE
                IF RESPONSE NOT = "M" OR "m"
                    DISPLAY ERROR-LINE-1.

```

```
IF RESPONSE = "M" OR "m"  
    DISPLAY BLANK-SCREEN  
    DISPLAY MAIN-MENU.  
    DISPLAY ENTER-OPTION.  
    ACCEPT (24, 22) RESPONSE WITH AUTO-SKIP.  
0000-PROCESS-MAIN-OPTIONS-EXIT.  
EXIT.
```

1000-DELETE-FILE.

```
MOVE W-FILE-NAME-FORMAT TO DELETE-FILE-NAME.  
MOVE SPACES TO BATCH-RECORD.  
MOVE DELETE-FORMAT TO BATCH-RECORD.  
WRITE BATCH-RECORD.  
MOVE SPACES TO DELETE-FILE-NAME.  
MOVE FILE-NAME-VALUE TO DELETE-FILE-NAME.  
MOVE DELETE-FORMAT TO BATCH-RECORD.  
WRITE BATCH-RECORD.
```

1000-DELETE-FILE-EXIT.

EXIT.

2000-RUN-FCTNL-TASKS.

```
OPEN INPUT ANSWER-FILE.  
IF ANSWER-STATUS = "30"  
    MOVE "NEW FILE: " TO NEW-FILE-FLAG  
    CLOSE ANSWER-FILE  
    OPEN OUTPUT ANSWER-FILE  
    IF ANSWER-STATUS = "34"  
        DISPLAY BLANK-SCREEN  
        DISPLAY "DISK FULL --- YOU CANNOT PROCEED"  
        STOP RUN  
    ELSE  
        MOVE 1 TO ANSWER-FILE-KEY  
        MOVE SPACES TO ANSWER-RECORD  
        PERFORM 2100-WRITE-ANSWER-RECORD 5 TIMES
```

ELSE

```
    MOVE "OLD FILE: " TO NEW-FILE-FLAG.  
    CLOSE ANSWER-FILE.  
    OPEN I-O ANSWER-FILE.  
    DISPLAY BLNK-SCREEN.  
    DISPLAY AREA-SCREEN.  
    DISPLAY ENTER-AREA.  
    ACCEPT (24, 65) RESPONSE WITH AUTO-SKIP.  
    PERFORM 2200-RUN-AREAS THRU  
        2200-RUN-AREAS-EXIT UNTIL  
        RESPONSE = "M" OR "m".
```

2000-RUN-FCTNL-TASKS-EXIT.

EXIT.

2100-WRITE-ANSWER-RECORD.

```
WRITE ANSWER-RECORD.  
ADD 1 TO ANSWER-FILE-KEY.
```

2200-RUN-AREAS.

```

IF RESPONSE > "0" AND
RESPONSE < "6"
    MOVE NUM-RESPONSE TO AREA-NUMBER
    DISPLAY BLNK-SCREEN
    PERFORM 2220-DISPLAY-TASK-MENU THRU
        2220-DISPLAY-TASK-MENU-EXIT
    DISPLAY ENTER-TASK-OPTION-LINE
    ACCEPT (24, 71) TASK-RESPONSE WITH RIGHT-JUSTIFY
        ZERO-FILL

    MOVE ALPHA-RESPONSE TO RESPONSE
    PERFORM 2210-RUN-TASKS THRU
        2210-RUN-TASKS-EXIT UNTIL
        RESPONSE = "A" OR "a" OR
        RESPONSE = "M" OR "m"
    IF RESPONSE = "A" OR "a"
        DISPLAY BLNK-SCREEN
        DISPLAY AREA-SCREEN
        DISPLAY ENTER-AREA
    ELSE
        GO TO 2200-RUN-AREAS-EXIT
ELSE
    DISPLAY ENTER-AREA
    DISPLAY ERROR-LINE-1.
    ACCEPT (24, 65) RESPONSE WITH AUTO-SKIP.
2200-RUN-AREAS-EXIT.
EXIT.

2210-RUN-TASKS.
IF TASK-RESPONSE = "1 "
    MOVE "01" TO TASK-RESPONSE
ELSE
    IF TASK-RESPONSE = "2 "
        MOVE "02" TO TASK-RESPONSE.
IF TASK-RESPONSE > "00" AND
NUM-TASK-RESPONSE < TASK-COUNTER
    MOVE 0 TO QUESTION-COUNTER
    PERFORM 2230-RUN-QUESTIONS UNTIL
        RESPONSE = "X" OR "x"
    DISPLAY BLNK-SCREEN
    PERFORM 2220-DISPLAY-TASK-MENU THRU
        2220-DISPLAY-TASK-MENU-EXIT
    DISPLAY ENTER-TASK-OPTION-LINE
ELSE
    IF TASK-RESPONSE = "00"
        MOVE SPACES TO TASK-RESPONSE
        DISPLAY TASK-ERROR-LINE
        DISPLAY ENTER-TASK-OPTION-LINE
    ELSE
        IF ALPHA-FIRST-CHAR = "0"
            MOVE SPACES TO ALPHA-FIRST-CHAR
            DISPLAY TASK-ERROR-LINE
            DISPLAY ENTER-TASK-OPTION-LINE
        ELSE

```

DISPLAY TASK-ERROR-LINE
 DISPLAY ENTER-TASK-OPTION-LINE.
 ACCEPT (24, 71) TASK-RESPONSE WITH RIGHT-JUSTIFY
 ZERO-FILL.
 MOVE ALPHA-RESPONSE TO RESPONSE.
 221C-RUN-TASKS-EXIT.
 EXIT.

2220-DISPLAY-TASK-MENU.
 PERFORM 5000-DETER-MISC-TASK-VALS.
 MOVE 1 TO ANSWER-FILE-KEY.
 READ ANSWER-FILE.
 MOVE 2 TO LIN.
 PERFORM 2221-READ-TASKS-TO-SCREEN
 TASK-COUNTER TIMES.
 SUBTRACT 1 FROM TASK-COUNTER.
 DISPLAY TASK-SCREEN.
 2220-DISPLAY-TASK-MENU-EXIT.
 EXIT.

2221-READ-TASKS-TO-SCREEN.
 READ TASK-FILE.
 DISPLAY (LIN, 3)
 TASK-COMplete-FLAG (TASK-FILE-REC-NUM).
 DISPLAY (LIN, 5) TASK-RECORD.
 ADD 1 TO LIN.
 ADD 1 TO TASK-FILE-REC-NUM.

2230-RUN-QUESTIONS.
 MOVE INDEX-PTR (AREA-NUMBER, TASK-NUMBER) TO
 INDEX-FILE-REC-NUM.
 READ INDEX-FILE.
 MOVE INDEX-FIELD-2 TO PRIME-INDEX-FIELD-2.
 MOVE INDEX-FIELD-3 TO PRIME-INDEX-FIELD-3.
 MOVE 0 TO QUESTION-COMplete-FLAG.
 PERFORM 2235-ASK-QUESTIONS THRU
 2235-ASK-QUESTIONS-EXIT
 UNTIL QUESTION-COMplete-FLAG = 1.

2235-ASK-QUESTIONS.
 ADD 1 TO INDEX-FILE-REC-NUM.
 READ INDEX-FILE.
 PERFORM 5000-DETERMINE-ANSWER-INDEX.
 READ ANSWER-FILE.
 MOVE PRIME-INDEX-FIELD-2 TO QUESTION-FILE-REC-NUM.
 DISPLAY BLNK-SCREEN.
 ADD 1 TO QUESTION-COUNTER.
 MOVE QUESTION-COUNTER TO QUESTION-NUMBER.
 DISPLAY (3, 6) QUESTION-NUMBER-LINE.
 MOVE 5 TO LIN.
 MOVE SPACES TO END-OF-QUESTION-FLAG.
 PERFORM 2235-DISPLAY-QUESTION
 UNTIL END-OF-QUESTION-FLAG = "0".

```

IF ANSWER-TO-QUESTION(INDEX-FIELD-2) NOT = SPACES
  MOVE ANSWER-TO-QUESTION(INDEX-FIELD-2) TO
    PREVIOUS-ANSWER
  DISPLAY PREVIOUS-ANSWER-LINE.
DISPLAY ENTER-ANSWER-LINE.
ACCEPT (24, 50) RESPONSE WITH AUTO-SKIP.
PERFORM 2235-ACCEPT-QUESTION-ANSWER
  UNTIL RESPONSE = "Y" OR "y" OR
    RESPONSE = "N" OR "n" OR
    RESPONSE = "U" OR "u".
IF RESPONSE = "y"
  MOVE "Y" TO RESPONSE
ELSE
  IF RESPONSE = "n"
    MOVE "N" TO RESPONSE
  ELSE
    IF RESPONSE = "u"
      MOVE "U" TO RESPONSE.
MOVE RESPONSE TO ANSWER-TO-QUESTION(INDEX-FIELD-2).
REWRITE TASK-COMPLETE-INDICATOR.
DISPLAY BLNK-SCREEN.
DISPLAY QUESTION-SCREEN.
IF RESPONSE = "Y" OR "N"
  DISPLAY QUESTION-SCREEN-Y-OR-N
  DISPLAY ENTER-OPTION
  ACCEPT (24, 22) RESPONSE WITH AUTO-SKIP
  PERFORM 2235-ACCEPT-QUESTION-RESPONSE
    UNTIL RESPONSE = " " OR
      RESPONSE = "B" OR "b" OR
      RESPONSE = "R" OR "r" OR
      RESPONSE = "V" OR "v" OR
      RESPONSE = "X" OR "x"
ELSE
  DISPLAY QUESTION-SCREEN-U
  DISPLAY ENTER-OPTION
  ACCEPT (24, 22) RESPONSE WITH AUTO-SKIP
  PERFORM 2235-ACCEPT-QUESTION-RESPONSE
    UNTIL RESPONSE = " " OR
      RESPONSE = "B" OR "b" OR
      RESPONSE = "R" OR "r" OR
      RESPONSE = "X" OR "x".
IF RESPONSE = "V" OR "v"
  PERFORM 2237-VIEW-ANSWERS
    UNTIL RESPONSE NOT = "V" and "v".
IF RESPONSE = "B" OR "b"
  MOVE INDEX-PTR(AREA-NUMBER, TASK-NUMBER) TO
    INDEX-FILE-REC-NUM
  READ INDEX-FILE
  MOVE INDEX-FIELD-2 TO PRIME-INDEX-FIELD-2
  MOVE INDEX-FIELD-3 TO PRIME-INDEX-FIELD-3
  MOVE 0 TO QUESTION-COUNTER
ELSE
  IF RESPONSE = " "

```

```

IF PRIME-INDEX-FIELD-3 = 0
  MOVE "X" TO RESPONSE
  MOVE 1 TO QUESTION-COMPLETE-FLAG
  COMPUTE TASK-FILE-REC-NUM =
    ANSWER-SUBSCRIPT(AREA-NUMBER) + TASK-NUMBER
  MOVE 1 TO ANSWER-FILE-KEY
  READ ANSWER-FILE
  MOVE "*" TO TASK-COMPLETE-FLAG
    (TASK-FILE-REC-NUM)
  REWRITE TASK-COMPLETE-INDICATOR
ELSE
  MOVE PRIME-INDEX-FIELD-3 TO INDEX-FILE-REC-NUM
  READ INDEX-FILE
  MOVE INDEX-FIELD-2 TO PRIME-INDEX-FIELD-2
  MOVE INDEX-FIELD-3 TO PRIME-INDEX-FIELD-3
ELSE
  IF RESPONSE = "R" OR "r"
    SUBTRACT 1 FROM INDEX-FILE-REC-NUM
    SUBTRACT 1 FROM QUESTION-COUNTER
  ELSE
    MOVE 1 TO QUESTION-COMPLETE-FLAG.

```

```

2235-ASK-QUESTIONS-EXIT.
  EXIT.

```

```

2235-ACCEPT-QUESTION-ANSWER.
  DISPLAY ERROR-LINE-1.
  DISPLAY ENTER-ANSWER-LINE.
  ACCEPT (24, 50) RESPONSE WITH AUTO-SKIP.

```

```

2235-ACCEPT-QUESTION-RESPONSE.
  DISPLAY ERROR-LINE-1.
  DISPLAY ENTER-OPTION.
  ACCEPT (24, 22) RESPONSE WITH AUTO-SKIP.

```

```

2235-DISPLAY-QUESTION.
  READ QUESTION-FILE.
  DISPLAY (LIN, 6) QUESTION.
  ADD 1 TO LIN.
  ADD 1 TO QUESTION-FILE-REC-NUM.

```

```

2237-VIEW-ANSWERS.
  MOVE ANSWER-TO-QUESTION(INDEX-FIELD-2) TO RESPONSE.
  MOVE INDEX-FILE-REC-NUM TO HOLD-REC-NUM.
  DISPLAY BLANK-SCREEN.
  MOVE 1 TO LIN.
  MOVE RESPONSE TO ANSWER.
  PERFORM 6000-SET-INDEX-FILE-REC-NUM.
  READ INDEX-FILE.
  MOVE SPACES TO DISPLAY-RECORD.
  MOVE SPACES TO S-TABLE.
  MOVE 0 TO TBL-MAX.
  PERFORM 3220-RETRIEVE-SPECS

```

```

        UNTIL INDEX-FIELD-3 = 0.
    PERFORM 6000-SORT-PHASE.
    MOVE 1 TO CTR.
    PERFORM 2238-DISPLAY-MAIN-VALS
        UNTIL CTR > TBL-MAX.
    PERFORM 2239-DISPLAY-5-VALS
        VARYING CTR FROM 1 BY 1
        UNTIL CTR > TBL-MAX.
    MOVE DISP-MESS-TITLE-1 TO DISPLAY-RECORD
    PERFORM 2250-ACTUAL-DISPLAY 2 TIMES
    MOVE 0 TO SPEC-CTR
    PERFORM 2240-DISPLAY-DID-VALS
        VARYING CTR FROM 1 BY 1
        UNTIL CTR > TBL-MAX
    IF SPEC-CTR = 0
        MOVE "          None" TO DISPLAY-RECORD
        PERFORM 2250-ACTUAL-DISPLAY.
    MOVE DISP-MESS-TITLE-2 TO DISPLAY-RECORD
    PERFORM 2250-ACTUAL-DISPLAY 2 TIMES
    MOVE 0 TO SPEC-CTR
    PERFORM 2241-DISPLAY-6-VALS
        VARYING CTR FROM 1 BY 1
        UNTIL CTR > TBL-MAX
    IF SPEC-CTR = 0
        MOVE "          None" TO DISPLAY-RECORD
        PERFORM 2250-ACTUAL-DISPLAY.
    DISPLAY (24, 27) "HIT ANY KEY TO CONTINUE".
    ACCEPT (24, 80) DUMMY WITH AUTO-SKIP.
    MOVE HOLD-REC-NUM TO INDEX-FILE-REC-NUM.
    DISPLAY BLNK-SCREEN.
    DISPLAY QUESTION-SCREEN.
    DISPLAY QUESTION-SCREEN-U.
    DISPLAY ENTER-OPTION.
    ACCEPT (24, 22) RESPONSE WITH AUTO-SKIP.
    PERFORM 2235-ACCEPT-QUESTION-RESPONSE
        UNTIL RESPONSE = " " OR
            RESPONSE = "B" OR "b" OR
            RESPONSE = "R" OR "r" OR
            RESPONSE = "X" OR "x".

2238-DISPLAY-MAIN-VALS.
    IF SORT-PRIME-NUM(CTR) = "1" OR "2" OR "3" OR "4"
        MOVE SORT-MAIN-NUM(CTR) TO DOCUMENT-FILE-REC-NUM
        MOVE SPACES TO DOCUMENT-FLAG
        PERFORM 2245-DISPLAY-DOC-TO-SCREEN
            UNTIL DOCUMENT-FLAG = ""
        ADD 1 TO CTR
        PERFORM 2250-ACTUAL-DISPLAY
        PERFORM 2242-DISPLAY-P-VALS
            UNTIL SORT-PRIME-NUM-P(CTR) NOT = "P" OR
                CTR > TBL-MAX
        PERFORM 2245-DISPLAY-DOC-TO-SCREEN
        PERFORM 2250-ACTUAL-DISPLAY

```



```

ELSE
  ADD 1 TO CTR.

2239-DISPLAY-5-VALS.
  IF SORT-PRIME-NUM(CTR) = "5"
    MOVE SORT-MAIN-NUM(CTR) TO QUESTION-FILE-REC-NUM
    MOVE SPACES TO END-OF-QUESTION-FLAG
    PERFORM 2247-DISPLAY-QUES-TO-SCREEN
      UNTIL END-OF-QUESTION-FLAG = "■"
    PERFORM 2250-ACTUAL-DISPLAY.

2240-DISPLAY-DID-VALS.
  IF SORT-PRIME-NUM(CTR) = "D"
    MOVE SORT-MAIN-NUM(CTR) TO DOCUMENT-FILE-REC-NUM
    MOVE SPACES TO DOCUMENT-FLAG
    PERFORM 2245-DISPLAY-DOC-TO-SCREEN
      UNTIL DOCUMENT-FLAG = "■"
    PERFORM 2250-ACTUAL-DISPLAY.

2241-DISPLAY-6-VALS.
  IF SORT-PRIME-NUM(CTR) = "6"
    MOVE SORT-MAIN-NUM(CTR) TO QUESTION-FILE-REC-NUM
    MOVE SPACES TO END-OF-QUESTION-FLAG
    PERFORM 2247-DISPLAY-QUES-TO-SCREEN
      UNTIL END-OF-QUESTION-FLAG = "■"
    PERFORM 2250-ACTUAL-DISPLAY.

2242-DISPLAY-P-VALS.
  MOVE SORT-SUB-NUM(CTR) TO DISPLAY-STD.
  PERFORM 2250-ACTUAL-DISPLAY.
  ADD 1 TO CTR.

2245-DISPLAY-DOC-TO-SCREEN.
  READ DOCUMENT-FILE.
  MOVE DOCUMENT-RECORD TO DISPLAY-RECORD.
  PERFORM 2250-ACTUAL-DISPLAY.
  ADD 1 TO DOCUMENT-FILE-REC-NUM.
  MOVE 1 TO SPEC-CTR.

2247-DISPLAY-QUES-TO-SCREEN.
  READ QUESTION-FILE.
  MOVE QUESTION TO DISPLAY-RECORD.
  PERFORM 2250-ACTUAL-DISPLAY.
  ADD 1 TO QUESTION-FILE-REC-NUM.
  MOVE 1 TO SPEC-CTR.

2250-ACTUAL-DISPLAY.
  DISPLAY (LIN, 3) DISPLAY-RECORD.
  ADD 1 TO LIN.
  IF LIN = 23
    ADD 1 TO LIN
    DISPLAY (LIN, 27) "HIT ANY KEY TO CONTINUE"
    ACCEPT (24, 75) DUMMY WITH AUTO-SKIP

```

DISPLAY BLANK-SCREEN
MOVE 1 TO LIN.
MOVE SPACES TO DISPLAY-RECORD.

3000-FORMAT-FOR-WP.

DISPLAY BLANK-SCREEN.
MOVE "M" TO RESPONSE.
OPEN INPUT ANSWER-FILE.
IF ANSWER-STATUS = "30"
 DISPLAY (5, 5) "FILE DOES NOT EXIST"
 DISPLAY (24, 5) "HIT <return> TO RETURN TO MAIN MENU"
 GO TO 3000-FORMAT-FOR-WP-EXIT.
OPEN OUTPUT WP-FILE
 INPUT HEADING-FILE.

DISPLAY " ".
DISPLAY "Formatting Table of Contents --- Please wait".
PERFORM 6000-WRITE-FROM-HDG-FILE 116 TIMES.
MOVE SPACES TO S-TABLE.
MOVE 0 TO SPEC-CTR.
MOVE ZEROES TO TBL-MAX.
DISPLAY " ".
DISPLAY "Formatting Documents Section --- Please wait".
PERFORM 3150-RETRIEVE-ALL-SPECS
 VARYING T-COUNTER FROM 1 BY 1
 UNTIL T-COUNTER > 39.
PERFORM 6000-SORT-PHASE.
MOVE 1 TO SPEC-FLAG.
MOVE 1 TO CTR.
PERFORM 3160-WRITE-OUT-SPECS 4 TIMES.
PERFORM 6000-WRITE-FROM-HDG-FILE 12 TIMES.
MOVE 1 TO REF-NUM.
DISPLAY " ".
DISPLAY "Formatting Requirements Section --- Please wait".
PERFORM 3200-SOW-MAIN-BODY THRU
 3200-SOW-MAIN-BODY-EXIT
 VARYING T-COUNTER FROM 1 BY 1
 UNTIL T-COUNTER > 39.
DISPLAY " ".
DISPLAY "Formatting Table of Contents --- Please wait".
PERFORM 6000-WRITE-FROM-HDG-FILE 94 TIMES.
DISPLAY " ".
DISPLAY "Formatting Data Item Section --- Please wait".
PERFORM 3300-CORL-MAIN-BODY
 VARYING T-COUNTER FROM 1 BY 1
 UNTIL T-COUNTER > 39.

```

PERFORM 6000-SORT-PHASE.
MOVE 0 TO SPEC-CTR.
PERFORM 3380-WRITE-DIDS-FROM-TBL
    VARYING CTR FROM 1 BY 1
    UNTIL CTR > TBL-MAX.
IF SPEC-CTR = 0
    MOVE SPACES TO WP-FILE-RECORD
    MOVE "None" TO WP-TASK-TITLE
    WRITE WP-FILE-RECORD.
PERFORM 6000-WRITE-FROM-HDG-FILE 29 TIMES.
MOVE 1 TO REF-NUM.
DISPLAY " ".
DISPLAY "Formatting Draft CDRL --- Please wait".
PERFORM 3350-DRAFT-CDRL
    VARYING T-COUNTER FROM 1 BY 1
    UNTIL T-COUNTER > 39.
PERFORM 6000-WRITE-FROM-HDG-FILE 11 TIMES.
DISPLAY " ".
DISPLAY "Formatting Action Messages --- Please wait".
PERFORM 3400-DISP-ACTION-MESS
    VARYING T-COUNTER FROM 1 BY 1
    UNTIL T-COUNTER > 39.
PERFORM 6000-WRITE-FROM-HDG-FILE 5 TIMES.
DISPLAY " ".
DISPLAY "Formatting Task Table Entry --- Please wait".
PERFORM 3800-PRINT-OUT-COMPLETED-TASKS
    VARYING AREA-NUMBER FROM 1 BY 1
    UNTIL AREA-NUMBER > 5.
DISPLAY " ".
DISPLAY "FORMATTING COMPLETE --- PRESS ANY KEY TO CONTINUE".
ACCEPT (22, 1) DUMMY WITH AUTO-SKIP.

CLOSE WP-FILE
    HEADING-FILE
    ANSWER-FILE.
3000-FORMAT-FOR-WP-EXIT.
EXIT.

3150-RETRIEVE-ALL-SPECS.
MOVE AREA-AND-TASK-NUMS(T-COUNTER) TO T-AND-A-NUM.
MOVE INDEX-PTR(A-NUM, T-NUM) TO INDEX-FILE-REC-NUM.
MOVE ZEROES TO SPEC-FLAG.
PERFORM 3151-TABLE-ALL-SPECS
    UNTIL SPEC-FLAG = 1.

3151-TABLE-ALL-SPECS.
PERFORM 5000-DETERMINE-ANSWER.
PERFORM 6000-SET-INDEX-FILE-REC-NUM.
IF ANSWER NOT = SPACES
    READ INDEX-FILE
    PERFORM 3152-RETRIEVE-M-H-S-O THRU
        3152-RETRIEVE-M-H-S-O-EXIT

```

```

        UNTIL INDEX-FIELD-3 = 0.
    IF PRIME-INDEX-FIELD-3 = 0
        MOVE 1 TO SPEC-FLAG
    ELSE
        MOVE PRIME-INDEX-FIELD-3 TO INDEX-FILE-REC-NUM.

3152-RETRIEVE-M-H-S-0.
    MOVE INDEX-FIELD-3 TO INDEX-FILE-REC-NUM.
    READ INDEX-FILE.
    IF INDEX-FIELD-1 NOT = "M" AND
        NOT = "H" AND
        NOT = "S" AND
        NOT = "0"
        GO TO 3152-RETRIEVE-M-H-S-0-EXIT.
    MOVE SPACES TO TEMP-TBL-ENTRY.
    MOVE INDEX-FIELD-2 TO TEMP-TBL-MAIN-NUM.
    IF INDEX-FIELD-1 = "M"
        MOVE "1" TO TEMP-TBL-PRIME-NUM
    ELSE
        IF INDEX-FIELD-1 = "H"
            MOVE "2" TO TEMP-TBL-PRIME-NUM
        ELSE
            IF INDEX-FIELD-1 = "S"
                MOVE "3" TO TEMP-TBL-PRIME-NUM
            ELSE
                MOVE "4" TO TEMP-TBL-PRIME-NUM.
    PERFORM 6000-SEARCH-TABLE
        VARYING CTR FROM 1 BY 1
        UNTIL TEMP-TBL-ENTRY = SORT-TABLE(CTR) OR
            CTR > TBL-MAX.
    IF TEMP-TBL-ENTRY NOT = SORT-TABLE(CTR)
        ADD 1 TO TBL-MAX
        MOVE TEMP-TBL-ENTRY TO SORT-TABLE(TBL-MAX).
3152-RETRIEVE-M-H-S-0-EXIT.
    EXIT.

3160-WRITE-OUT-SPECS.
    PERFORM 6000-WRITE-FROM-HDG-FILE 3 TIMES.
    PERFORM 3160-WRITE-SPECS-FROM-TBL
        VARYING CTR FROM CTR BY 1
        UNTIL SORT-PRIME-NUM(CTR) NOT = SPEC-FLAG OR
            CTR > TBL-MAX.
    IF SPEC-CTR = 0
        MOVE SPACES TO WP-FILE-RECORD
        MOVE "None" TO WP-TASK-TITLE
        WRITE WP-FILE-RECORD
    ELSE
        MOVE 0 TO SPEC-CTR.
        ADD 1 TO SPEC-FLAG.

3160-WRITE-SPECS-FROM-TBL.
    MOVE SORT-MAIN-NUM(CTR) TO DOCUMENT-FILE-REC-NUM.
    ADD 4 TO DOCUMENT-FILE-REC-NUM.

```

MOVE SPACES TO DOCUMENT-FLAG.
PERFORM 6000-WRITE-FROM-DOC-FILE
UNTIL DOCUMENT-FLAG = " ".
PERFORM 6000-WRITE-BLANK-LINE.

3200-SOW-MAIN-BODY.

PERFORM 6000-HEADERS THRU
6000-HEADERS-EXIT.
MOVE AREA-AND-TASK-NUMS(T-COUNTER) TO T-AND-A-NUM.
MOVE INDEX-PTR(A-NUM, T-NUM) TO INDEX-FILE-REC-NUM.
MOVE SPACES TO S-TABLE.
MOVE 0 TO TBL-MAX.
MOVE 0 TO SOW-QUESTION-FLAG.
PERFORM 3210-SOW-QUESTIONS
UNTIL SOW-QUESTION-FLAG = 1.
PERFORM 6000-SORT-PHASE.
MOVE 1 TO CTR.
PERFORM 3230-WRITE-SOW-MAIN
UNTIL CTR > TBL-MAX.
IF TBL-MAX NOT = 0
MOVE SPACES TO WP-FILE-RECORD
WRITE WP-FILE-RECORD
MOVE "Applicable Data Items:" TO WP-FILE-REC-VAL
WRITE WP-FILE-RECORD
MOVE 0 TO SPEC-CTR
PERFORM 3240-WRITE-SOW-DIDS
VARYING CTR FROM 1 BY 1
UNTIL CTR > TBL-MAX
IF SPEC-CTR = 0
MOVE SPACES TO WP-FILE-RECORD
MOVE "None" TO WP-DATA-ITEM-TITLE
WRITE WP-FILE-RECORD
MOVE SPACES TO WP-FILE-RECORD
WRITE WP-FILE-RECORD.
PERFORM 3250-WRITE-SOW-5S
VARYING CTR FROM 1 BY 1
UNTIL CTR > TBL-MAX.
3200-SOW-MAIN-BODY-EXIT.
EXIT.

3210-SOW-QUESTIONS.

PERFORM 5000-DETERMINE-ANSWER.
PERFORM 6000-SET-INDEX-FILE-REC-NUM.
IF ANSWER NOT = SPACES
READ INDEX-FILE
PERFORM 3220-RETRIEVE-SPECS
UNTIL INDEX-FIELD-3 = 0.
IF PRIME-INDEX-FIELD-3 = 0
MOVE 1 TO SOW-QUESTION-FLAG
ELSE
MOVE PRIME-INDEX-FIELD-3 TO INDEX-FILE-REC-NUM.

3220-RETRIEVE-SPECS.

```

MOVE INDEX-FIELD-3 TO INDEX-FILE-REC-NUM.
READ INDEX-FILE.
IF INDEX-FIELD-1 = "P"
    PERFORM 3260-TABLE-STDS
    MOVE "P" TO TEMP-TBL-PRIME-NUM-P
ELSE
    MOVE SPACES TO TEMP-TBL-ENTRY
    MOVE INDEX-FIELD-2 TO TEMP-TBL-MAIN-NUM.
IF INDEX-FIELD-1 = "M"
    MOVE "1" TO TEMP-TBL-PRIME-NUM
ELSE
    IF INDEX-FIELD-1 = "H"
        MOVE "2" TO TEMP-TBL-PRIME-NUM
    ELSE
        IF INDEX-FIELD-1 = "S"
            MOVE "3" TO TEMP-TBL-PRIME-NUM
        ELSE
            IF INDEX-FIELD-1 = "O"
                MOVE "4" TO TEMP-TBL-PRIME-NUM
            ELSE
                IF INDEX-FIELD-1 NOT = "P"
                    MOVE INDEX-FIELD-1 TO TEMP-TBL-PRIME-NUM.
PERFORM 6000-SEARCH-TABLE
    VARYING CTR FROM 1 BY 1
    UNTIL TEMP-TBL-ENTRY = SORT-TABLE(CTR) OR
        CTR > TBL-MAX.
IF TEMP-TBL-ENTRY NOT = SORT-TABLE(CTR)
    ADD 1 TO TBL-MAX
    MOVE TEMP-TBL-ENTRY TO SORT-TABLE(TBL-MAX).

```

3230-WRITE-SOW-MAIN.

```

IF SORT-PRIME-NUM(CTR) = "1" OR "2" OR "3" OR "4"
    PERFORM 6000-WRITE-BLANK-LINE
    MOVE SORT-MAIN-NUM(CTR) TO DOCUMENT-FILE-REC-NUM
    MOVE SPACES TO DOCUMENT-FLAG
    PERFORM 6000-WRITE-FROM-DOC-FILE
        UNTIL DOCUMENT-FLAG = " "
    ADD 1 TO CTR
    PERFORM 6000-WRITE-BLANK-LINE
    PERFORM 3240-WRITE-OUT-PS
        UNTIL SORT-PRIME-NUM-P(CTR) NOT = "P" OR
            CTR > TBL-MAX
    MOVE SPACES TO DOCUMENT-FLAG
    PERFORM 6000-WRITE-FROM-DOC-FILE
ELSE
    ADD 1 TO CTR.

```

3240-WRITE-OUT-PS.

```

MOVE SPACES TO WP-FILE-RECORD.
MOVE SORT-SUB-NUM(CTR) TO WP-STD-AREA.
WRITE WP-FILE-RECORD.
IF SORT-SUB-NUM(CTR) = "ALL "
    PERFORM 6000-SEARCH-TABLE

```

VARYING CTR FROM CTR BY 1
UNTIL SORT-PRIME-NUM-P(CTR) NOT = "P" OR
CTR >TBL-MAX

ELSE
ADD 1 TO CTR.

3240-WRITE-SOW-DIDS.

IF SORT-PRIME-NUM(CTR) = "D"
MOVE SORT-MAIN-NUM(CTR) TO DOCUMENT-FILE-REC-NUM
MOVE SPACES TO WP-FILE-RECORD
READ DOCUMENT-FILE
MOVE DID-NUMBER TO WP-DATA-ITEM-TITLE
MOVE REF-NUM TO WP-REF-NUMBER
ADD 1 TO REF-NUM
MOVE "(" TO WP-LEFT-PAREN
MOVE "ref: " TO WP-REF-TITLE
MOVE ")" TO WP-RIGHT-PAREN
WRITE WP-FILE-RECORD
ADD 1 TO REF-NUM
ADD 1 TO SPEC-CTR
PERFORM 6000-WRITE-BLANK-LINE.

3250-WRITE-SOW-5S.

IF SORT-PRIME-NUM(CTR) = "5"
PERFORM 6000-WRITE-BLANK-LINE
MOVE SORT-MAIN-NUM(CTR) TO QUESTION-FILE-REC-NUM
MOVE SPACES TO END-OF-QUESTION-FLAG
PERFORM 5000-WRITE-FROM-QUESTION-FILE
UNTIL END-OF-QUESTION-FLAG = " ".

3260-TABLE-STDs.

MOVE INDEX-FIELD-2 TO STD-FILE-REC-NUM.
READ STD-FILE.
IF STD-TITLE = "ALL "
MOVE "1" TO TEMP-TBL-STD-NUM-A
MOVE 0 TO TEMP-TBL-STD-NUM
ELSE
IF STD-TITLE = "ALL EXC"
MOVE "2" TO TEMP-TBL-STD-NUM-A
MOVE 0 TO TEMP-TBL-STD-NUM
ELSE
IF STD-TITLE = "SECTION"
MOVE "3" TO TEMP-TBL-STD-NUM-A
MOVE 0 TO TEMP-TBL-STD-NUM
ELSE
IF STD-TITLE = "PARA "
MOVE "4" TO TEMP-TBL-STD-NUM-A
MOVE 0 TO TEMP-TBL-STD-NUM
ELSE
IF STD-TITLE = "APPENDI"
MOVE "5" TO TEMP-TBL-STD-NUM-A
MOVE 0 TO TEMP-TBL-STD-NUM
ELSE

```

IF STD-TITLE = "TASK "
    MOVE "6" TO TEMP-TBL-STD-NUM-A
    MOVE 0 TO TEMP-TBL-STD-NUM
ELSE
    IF STD-TITLE = "METHOD "
        MOVE "7" TO TEMP-TBL-STD-NUM-A
        MOVE 0 TO TEMP-TBL-STD-NUM
    ELSE
        MOVE TEMP-TBL-STD-NUM-A TO TEMP-TBL-STD-NUM.
MOVE STD-RECORD TO TEMP-TBL-SUB-NUM.

```

```

3300-CDRL-MAIN-BODY.
MOVE AREA-AND-TASK-NUMS(T-COUNTER) TO T-AND-A-NUM.
MOVE INDEX-PTR (A-NUM, T-NUM) TO INDEX-FILE-REC-NUM.
MOVE ZEROES TO DID-FLAG.
PERFORM 3310-TABLE-ALL-DIDS
    UNTIL DID-FLAG = 1.

```

```

3310-TABLE-ALL-DIDS.
PERFORM 5000-DETERMINE-ANSWER.
PERFORM 6000-SET-INDEX-FILE-REC-NUM.
IF ANSWER NOT = SPACES
    READ INDEX-FILE
    PERFORM 3320-RETRIEVE-DIDS
        UNTIL INDEX-FIELD-3 = 0.
IF PRIME-INDEX-FIELD-3 = 0
    MOVE 1 TO DID-FLAG
ELSE
    MOVE PRIME-INDEX-FIELD-3 TO INDEX-FILE-REC-NUM.

```

```

3320-RETRIEVE-DIDS.
MOVE INDEX-FIELD-3 TO INDEX-FILE-REC-NUM.
READ INDEX-FILE.
MOVE SPACES TO TEMP-TBL-ENTRY.
IF INDEX-FIELD-1 = "D"
    MOVE INDEX-FIELD-2 TO TEMP-TBL-MAIN-NUM
    PERFORM 6000-SEARCH-TABLE
        VARYING CTR FROM 1 BY 1
        UNTIL TEMP-TBL-ENTRY = SORT-TABLE(CTR) OR
            CTR > TBL-MAX
    IF TEMP-TBL-ENTRY NOT = SORT-TABLE(CTR)
        ADD 1 TO TBL-MAX
    MOVE TEMP-TBL-ENTRY TO SORT-TABLE(TBL-MAX).

```

```

3350-DRAFT-CDRL.
PERFORM 6000-HEADERS THRU
    6000-HEADERS-EXIT.
MOVE AREA-AND-TASK-NUMS(T-COUNTER) TO T-AND-A-NUM.
MOVE INDEX-PTR(A-NUM, T-NUM) TO INDEX-FILE-REC-NUM.
MOVE SPACES TO S-TABLE.
MOVE 0 TO TBL-MAX.
MOVE 0 TO CDRL-FLAG.

```


PERFORM 3360-TABLE-CDRL
UNTIL CDRL-FLAG = 1.
PERFORM 3370-WRITE-DRAFT-CDRL
VARYING CTR FROM 1 BY 1
UNTIL CTR > TBL-MAX.

3360-TABLE-CDRL.

PERFORM 5000-DETERMINE-ANSWER.
PERFORM 6000-SET-INDEX-FILE-REC-NUM.
IF ANSWER NOT = SPACES
READ INDEX-FILE
PERFORM 3365-RETRIEVE-CDRL
UNTIL INDEX-FIELD-3 = 0.
IF PRIME-INDEX-FIELD-3 = 0
MOVE 1 TO CDRL-FLAG
ELSE
MOVE PRIME-INDEX-FIELD-3 TO INDEX-FILE-REC-NUM.

3365-RETRIEVE-CDRL.

MOVE INDEX-FIELD-3 TO INDEX-FILE-REC-NUM.
READ INDEX-FILE.
MOVE SPACES TO TEMP-TBL-ENTRY.
IF INDEX-FIELD-1 = "C"
MOVE INDEX-FIELD-2 TO TEMP-TBL-MAIN-NUM
PERFORM 6000-SEARCH-TABLE
VARYING CTR FROM 1 BY 1
UNTIL TEMP-TBL-ENTRY = SORT-TABLE(CTR) OR
CTR > TBL-MAX
IF TEMP-TBL-ENTRY NOT = SORT-TABLE(CTR)
ADD 1 TO TBL-MAX
MOVE TEMP-TBL-ENTRY TO SORT-TABLE(TBL-MAX).

3370-WRITE-DRAFT-CDRL.

PERFORM 6000-WRITE-BLANK-LINE.
MOVE "ref: " TO WP-NUMBER-REF-TITLE.
MOVE REF-NUM TO WP-NUMBER-REF.
WRITE WP-FILE-RECORD.
MOVE SORT-MAIN-NUM(CTR) TO DOCUMENT-FILE-REC-NUM.
MOVE SPACES TO DOCUMENT-FLAG.
PERFORM 6000-WRITE-FROM-DOC-FILE
UNTIL DOCUMENT-FLAG = "".

3380-WRITE-DIDS-FROM-TBL.

MOVE SORT-MAIN-NUM(CTR) TO DOCUMENT-FILE-REC-NUM.
MOVE SPACES TO DOCUMENT-FLAG.
PERFORM 6000-DIDS-FROM-DOC-FILE
UNTIL DOCUMENT-FLAG = "".
PERFORM 6000-WRITE-BLANK-LINE.

3400-DISP-ACTION-MESS.

PERFORM 6000-HEADERS THRU
6000-HEADERS-EXIT.

MOVE AREA-AND-TASK-NUMS(T-COUNTER) TO T-AND-A-NUM.
MOVE INDEX-PTR(A-NUM, T-NUM) TO INDEX-FILE-REC-NUM.
MOVE SPACES TO S-TABLE.
MOVE 0 TO TBL-MAX.
MOVE 0 TO ACT-FLAG.
PERFORM 3410-TABLE-ACTS
 UNTIL ACT-FLAG = 1.
PERFORM 3420-WRITE-ACT-MESS
 VARYING CTR FROM 1 BY 1
 UNTIL CTR > TBL-MAX.

3410-TABLE-ACTS.

PERFORM 5000-DETERMINE-ANSWER.
PERFORM 6000-SET-INDEX-FILE-REC-NUM.
IF ANSWER NOT = SPACES
 READ INDEX-FILE
 PERFORM 3430-RETRIEVE-ACTS
 UNTIL INDEX-FIELD-3 = 0.
IF PRIME-INDEX-FIELD-3 = 0
 MOVE 1 TO ACT-FLAG
ELSE
 MOVE PRIME-INDEX-FIELD-3 TO INDEX-FILE-REC-NUM.

3430-RETRIEVE-ACTS.

MOVE INDEX-FIELD-3 TO INDEX-FILE-REC-NUM.
READ INDEX-FILE.
MOVE SPACES TO TEMP-TBL-ENTRY.
IF INDEX-FIELD-1 = "6"
 MOVE INDEX-FIELD-2 TO TEMP-TBL-MAIN-NUM
 PERFORM 6000-SEARCH-TABLE
 VARYING CTR FROM 1 BY 1
 UNTIL TEMP-TBL-ENTRY = SORT-TABLE(CTR) OR
 CTR > TBL-MAX
 IF TEMP-TBL-ENTRY NOT = SORT-TABLE(CTR)
 ADD 1 TO TBL-MAX
 MOVE TEMP-TBL-ENTRY TO SORT-TABLE(TBL-MAX).

3420-WRITE-ACT-MESS.

PERFORM 6000-WRITE-BLANK-LINE.
MOVE SORT-MAIN-NUM(CTR) TO QUESTION-FILE-REC-NUM.
MOVE SPACES TO END-OF-QUESTION-FLAG.
PERFORM 5000-WRITE-FROM-QUESTION-FILE
 UNTIL END-OF-QUESTION-FLAG = "".

3800-PRINT-OUT-COMPLETED-TASKS.

PERFORM 5000-DETERM-MISC-TASK-VALS.
MOVE 1 TO ANSWER-FILE-KEY.
READ ANSWER-FILE.
MOVE SPACES TO WP-FILE-RECORD.
PERFORM 3810-WRITE-TASKS-TO-WP-FILE
 TASK-COUNTER TIMES.
PERFORM 6000-WRITE-BLANK-LINE.

```

3810-WRITE-TASKS-TO-WP-FILE.
  READ TASK-FILE.
  MOVE TASK-COMPLETE-FLAG(TASK-FILE-REC-NUM) TO
    WP-COMPLETE-FLAG.
  MOVE TASK-RECORD TO WP-TASK-RECORD.
  WRITE WP-FILE-RECORD.
  ADD 1 TO TASK-FILE-REC-NUM.

4000-ENTER-FILE-NAME.
  DISPLAY BLANK-SCREEN.
  DISPLAY FILE-NAME-SCREEN.
  IF RESPONSE = "R" OR "r"
    DISPLAY (2, 20) "Run functional tasks"
  ELSE
    IF RESPONSE = "W" OR "w"
      DISPLAY (2, 20) "Format for word processing"
    ELSE
      DISPLAY (2, 20) "Delete file".
  DISPLAY ENTER-LINE-FORMAT-2.
  MOVE ERRORS TO FILE-NAME-STATUS.
  MOVE 11 TO MAX-TIMES.
  PERFORM 4100-ASK-FOR-FILE-NAME THRU 4100-EXIT
    UNTIL FILE-NAME-STATUS = NO-ERRORS.
  MOVE SPACES TO W-DRIVE-IND.
  IF FILE-NAME-CHAR(2) = ":"
    MOVE FILE-W-DRIVE-IND TO W-FILE-NAME
    MOVE FILE-DRIVE-IND TO W-DRIVE-IND
    MOVE "W" TO FILLER-1
  ELSE
    MOVE "W" TO FILLER-2
    MOVE FILE-NAME-WO-DRIVE-IND TO W-FILE-NAME-2.

4100-ASK-FOR-FILE-NAME.
  ACCEPT (24, 39) FILE-NAME-VALUE WITH LEFT-JUSTIFY.
  MOVE 1 TO SCRIPT.
  MOVE NO-ERRORS TO FILE-NAME-STATUS.
  IF FILE-NAME-CHAR(2) = ":" AND
    FILE-W-DRIVE-IND = SPACES
    MOVE ERRORS TO FILE-NAME-STATUS
  ELSE
    IF FILE-NAME-VALUE = SPACES
      MOVE "M" TO RESPONSE
      GO TO 4100-EXIT
  ELS.
    IF FILE-NAME-CHAR(1) IS ALPHABETIC OR
      (FILE-NAME-CHAR(1) = "a" OR "z") OR
      (FILE-NAME-CHAR(1) > "a" AND < "z")
      IF FILE-NAME-CHAR(2) = ":"
        IF FILE-NAME-CHAR(1) IS ALPHABETIC AND
          FILE-NAME-CHAR(3) IS ALPHABETIC OR
          ((FILE-NAME-CHAR(1) > "a" AND < "z" )

```

```

        OR = "a" OR = "z")    AND
        ((FILE-NAME-CHAR(3) > "a" AND < "z")
        OR = "a" OR = "z")
        MOVE 3 TO SCRIPT
        MOVE 13 TO MAX-TIMES
        PERFORM 4110-EDIT-INPUT
        UNTIL SCRIPT > MAX-TIMES
    ELSE
        MOVE ERRORS TO FILE-NAME-STATUS
    ELSE
        MOVE 11 TO MAX-TIMES
        PERFORM 4110-EDIT-INPUT
        UNTIL SCRIPT > MAX-TIMES
        PERFORM 4130-EDIT-FOR-SPACES
        UNTIL SCRIPT > 13
    ELSE
        MOVE ERRORS TO FILE-NAME-STATUS.
    IF FILE-NAME-STATUS = ERRORS
        DISPLAY ERROR-SCREEN-2
        DISPLAY ENTER-LINE-FORMAT-2.
4100-EXIT.
EXIT.

```

```

4110-EDIT-INPUT.
    IF FILE-NAME-CHAR(SCRIPT) = SPACES
        PERFORM 4130-EDIT-FOR-SPACES
        UNTIL SCRIPT > MAX-TIMES
    ELSE
        IF FILE-NAME-CHAR(SCRIPT) = "."
            COMPUTE SCRIPT-PLUS-3 = SCRIPT + 3
            ADD 1 TO SCRIPT
            PERFORM 4120-ACTUAL-EDIT UNTIL
                SCRIPT > MAX-TIMES OR
                SCRIPT > SCRIPT-PLUS-3
            PERFORM 4130-EDIT-FOR-SPACES
            UNTIL SCRIPT > MAX-TIMES
        ELSE
            IF MAX-TIMES = 13 AND
                SCRIPT = 10
                MOVE ERRORS TO FILE-NAME-STATUS
                MOVE 14 TO SCRIPT
            ELSE
                IF MAX-TIMES = 11 AND
                    SCRIPT = 8
                    MOVE ERRORS TO FILE-NAME-STATUS
                    MOVE 14 TO SCRIPT
                ELSE
                    PERFORM 4120-ACTUAL-EDIT.

```

```

4120-ACTUAL-EDIT.

```

```

IF FILE-NAME-CHAR(SCRIPT) IS ALPHABETIC OR
FILE-NAME-NUM(SCRIPT) IS NUMERIC OR
(FILE-NAME-CHAR(SCRIPT) > "a" and < "z") OR
FILE-NAME-CHAR(SCRIPT) = "a" OR = "z"
  IF FILE-NAME-CHAR(SCRIPT) = SPACES
    PERFORM 4130-EDIT-FOR-SPACES
      UNTIL SCRIPT > MAX-TIMES
  ELSE
    ADD 1 TO SCRIPT
ELSE
  MOVE ERRORS TO FILE-NAME-STATUS
  MOVE 14 TO SCRIPT.

4130-EDIT-FOR-SPACES.
  IF FILE-NAME-CHAR(SCRIPT) NOT = SPACES
    MOVE ERRORS TO FILE-NAME-STATUS
    MOVE 14 TO SCRIPT
  ELSE
    ADD 1 TO SCRIPT.

5000-DETERMINE-ANSWER-INDEX.
  IF INDEX-FIELD-2 < 101
    MOVE 2 TO ANSWER-FILE-KEY
  ELSE
    IF INDEX-FIELD-2 < 201
      MOVE 3 TO ANSWER-FILE-KEY
      SUBTRACT 100 FROM INDEX-FIELD-2
    ELSE
      MOVE 4 TO ANSWER-FILE-KEY
      SUBTRACT 200 FROM INDEX-FIELD-2.

5000-DETER-MISC-TASK-VALS.
  IF AREA-NUMBER = "1"
    MOVE 1 TO TASK-FILE-REC-NUM
    MOVE "21" TO NUMBER-OF-TASKS
    MOVE 23 TO TASK-COUNTER
  ELSE
    IF AREA-NUMBER = "2"
      MOVE 25 TO TASK-FILE-REC-NUM
      MOVE " 4" TO NUMBER-OF-TASKS
      MOVE 6 TO TASK-COUNTER
    ELSE
      IF AREA-NUMBER = "3"
        MOVE 32 TO TASK-FILE-REC-NUM
        MOVE " 4" TO NUMBER-OF-TASKS
        MOVE 6 TO TASK-COUNTER
      ELSE
        IF AREA-NUMBER = "4"
          MOVE 39 TO TASK-FILE-REC-NUM
          MOVE " 7" TO NUMBER-OF-TASKS
          MOVE 9 TO TASK-COUNTER
        ELSE

```

```
IF AREA-NUMBER = "5"  
  MOVE 49 TO TASK-FILE-REC-NUM  
  MOVE " 3" TO NUMBER-OF-TASKS  
  MOVE 5 TO TASK-COUNTER.
```

```
5000-DETERMINE-ANSWER.  
  READ INDEX-FILE.  
  MOVE INDEX-FIELD-2 TO QUESTION-FILE-REC-NUM.  
  MOVE INDEX-FIELD-3 TO PRIME-INDEX-FIELD-3.  
  ADD 1 TO INDEX-FILE-REC-NUM.  
  READ INDEX-FILE.  
  PERFORM 5000-DETERMINE-ANSWER-INDEX.  
  READ ANSWER-FILE.  
  MOVE ANSWER-TO-QUESTION(INDEX-FIELD-2) TO ANSWER.
```

```
5000-WRITE-FROM-QUESTION-FILE.  
  READ QUESTION-FILE.  
  MOVE SPACES TO WP-FILE-RECORD.  
  MOVE QUESTION TO WP-FILE-REC-VAL.  
  WRITE WP-FILE-RECORD.  
  ADD 1 TO QUESTION-FILE-REC-NUM.
```

```
5000-SET-UP-TASK-TITLE.  
  MOVE AREA-AND-TASK-NUMS(T-COUNTER) TO T-AND-A-NUM.  
  MOVE INDEX-PTR(A-NUM, T-NUM) TO  
    INDEX-FILE-REC-NUM.  
  PERFORM 5000-DETERMINE-ANSWER.  
  IF ANSWER = SPACES  
    GO TO 5000-SET-UP-TASK-TITLE-EXIT.  
  IF AREA-AND-TASK-COUNTER < 10  
    MOVE A-AND-T-2ND-CHAR TO A-AND-T-1ST-CHAR  
    MOVE "." TO A-AND-T-2ND-CHAR  
  ELSE  
    MOVE "." TO WP-DECIMAL-PT-1.  
  MOVE RED-AREA-AND-TASK-CTR TO WP-SUB-SECTION-NUM.  
  MOVE A-NUM TO AREA-NUMBER.  
  PERFORM 5000-DETER-MISC-TASK-VALS.  
  ADD 1 TO TASK-FILE-REC-NUM.  
  ADD T-NUM TO TASK-FILE-REC-NUM.  
  READ TASK-FILE.  
  MOVE TASK-TITLE TO WP-TASK-TITLE.  
  WRITE WP-FILE-RECORD.
```

```
5000-SET-UP-TASK-TITLE-EXIT.  
  EXIT.
```

```
6000-WRITE-FROM-HDG-FILE.  
  READ HEADING-FILE.  
  MOVE HEADING-RECORD TO WP-FILE-RECORD.  
  WRITE WP-FILE-RECORD.
```

```
6000-SET-INDEX-FILE-REC-NUM.  
  IF ANSWER = "Y"
```

```

        ADD 1 TO INDEX-FILE-REC-NUM
ELSE
    IF ANSWER = "N"
        ADD 2 TO INDEX-FILE-REC-NUM
    ELSE
        IF ANSWER = "U"
            ADD 3 TO INDEX-FILE-REC-NUM.

6000-SORT-PHASE.
    MOVE 1 TO SORT-FLAG.
    PERFORM 6000-SORT-PHASE-1 UNTIL SORT-FLAG = 0.
6000-SORT-PHASE-1.
    MOVE 0 TO SORT-FLAG.
    PERFORM 6000-SORT-PHASE-2
        VARYING CTR FROM 2 BY 1
        UNTIL CTR > TBL-MAX.
6000-SORT-PHASE-2.
    IF SORT-TABLE(CTR) < SORT-TABLE(CTR - 1)
        MOVE SORT-TABLE(CTR) TO TEMP-TBL-ENTRY
        MOVE SORT-TABLE(CTR - 1) TO SORT-TABLE(CTR)
        MOVE TEMP-TBL-ENTRY TO SORT-TABLE(CTR - 1)
        MOVE 1 TO SORT-FLAG.

6000-BUMP-TBL-ENTRIES.
    MOVE SORT-TABLE(CTR - 1) TO SORT-TABLE(CTR).
    SUBTRACT 1 FROM CTR.

6000-SEARCH-TABLE.
    MOVE SPACES TO DUMMY.

6000-WRITE-FROM-SORT-TBLE.
    DISPLAY SORT-TABLE(CTR).
    ADD 1 TO SPEC-CTR.

6000-WRITE-FROM-DOC-FILE.
    READ DOCUMENT-FILE.
    MOVE SPACES TO WP-FILE-RECORD.
    MOVE DOCUMENT-RECORD TO WP-FILE-REC-VAL.
    WRITE WP-FILE-RECORD.
    ADD 1 TO DOCUMENT-FILE-REC-NUM.
    MOVE 1 TO SPEC-CTR.

6000-DIDS-FROM-DOC-FILE.
    READ DOCUMENT-FILE.
    MOVE SPACES TO WP-FILE-RECORD.
    MOVE DOCUMENT-RECORD TO WP-FILE-RECORD.
    WRITE WP-FILE-RECORD.
    ADD 1 TO DOCUMENT-FILE-REC-NUM.
    MOVE 1 TO SPEC-CTR.

6000-WRITE-BLANK-LINE.
    MOVE SPACES TO WP-FILE-RECORD.
    WRITE WP-FILE-RECORD.

```

6000-HEADERS.

IF T-COUNTER = 1
PERFORM 6000-WRITE-FROM-HDG-FILE 11 TIMES
GO TO 6000-HEADERS-EXIT.

IF T-COUNTER = 2
PERFORM 6000-WRITE-FROM-HDG-FILE 9 TIMES
GO TO 6000-HEADERS-EXIT.

IF T-COUNTER = 3
PERFORM 6000-WRITE-FROM-HDG-FILE 10 TIMES
GO TO 6000-HEADERS-EXIT.

IF T-COUNTER = 4
PERFORM 6000-WRITE-FROM-HDG-FILE 2 TIMES
GO TO 6000-HEADERS-EXIT.

IF T-COUNTER = 5
PERFORM 6000-WRITE-FROM-HDG-FILE 7 TIMES
GO TO 6000-HEADERS-EXIT.

IF T-COUNTER = 6
PERFORM 6000-WRITE-FROM-HDG-FILE 4 TIMES
GO TO 6000-HEADERS-EXIT.

IF T-COUNTER = 7
PERFORM 6000-WRITE-FROM-HDG-FILE 2 TIMES
GO TO 6000-HEADERS-EXIT.

IF T-COUNTER = 8
PERFORM 6000-WRITE-FROM-HDG-FILE 2 TIMES
GO TO 6000-HEADERS-EXIT.

IF T-COUNTER = 9
PERFORM 6000-WRITE-FROM-HDG-FILE 2 TIMES
GO TO 6000-HEADERS-EXIT.

IF T-COUNTER = 10
PERFORM 6000-WRITE-FROM-HDG-FILE 2 TIMES
GO TO 6000-HEADERS-EXIT.

IF T-COUNTER = 11
PERFORM 6000-WRITE-FROM-HDG-FILE 4 TIMES
GO TO 6000-HEADERS-EXIT.

IF T-COUNTER = 12
PERFORM 6000-WRITE-FROM-HDG-FILE 2 TIMES
GO TO 6000-HEADERS-EXIT.

IF T-COUNTER = 13
PERFORM 6000-WRITE-FROM-HDG-FILE 2 TIMES
GO TO 6000-HEADERS-EXIT.

IF T-COUNTER = 14
PERFORM 6000-WRITE-FROM-HDG-FILE 2 TIMES
GO TO 6000-HEADERS-EXIT.

IF T-COUNTER = 15
PERFORM 6000-WRITE-FROM-HDG-FILE 2 TIMES
GO TO 6000-HEADERS-EXIT.

IF T-COUNTER = 16
PERFORM 6000-WRITE-FROM-HDG-FILE 2 TIMES
GO TO 6000-HEADERS-EXIT.

IF T-COUNTER = 17
PERFORM 6000-WRITE-FROM-HDG-FILE 4 TIMES
GO TO 6000-HEADERS-EXIT.

IF T-COUNTER = 18
PERFORM 6000-WRITE-FROM-HDG-FILE 2 TIMES
GO TO 6000-HEADERS-EXIT.

IF T-COUNTER = 19
PERFORM 6000-WRITE-FROM-HDG-FILE 2 TIMES
GO TO 6000-HEADERS-EXIT.

IF T-COUNTER = 20
PERFORM 6000-WRITE-FROM-HDG-FILE 2 TIMES
GO TO 6000-HEADERS-EXIT.

IF T-COUNTER = 21
PERFORM 6000-WRITE-FROM-HDG-FILE 4 TIMES
GO TO 6000-HEADERS-EXIT.

IF T-COUNTER = 22
PERFORM 6000-WRITE-FROM-HDG-FILE 4 TIMES
GO TO 6000-HEADERS-EXIT.

IF T-COUNTER = 23
PERFORM 6000-WRITE-FROM-HDG-FILE 2 TIMES
GO TO 6000-HEADERS-EXIT.

IF T-COUNTER = 24
PERFORM 6000-WRITE-FROM-HDG-FILE 4 TIMES
GO TO 6000-HEADERS-EXIT.

IF T-COUNTER = 25
PERFORM 6000-WRITE-FROM-HDG-FILE 2 TIMES
GO TO 6000-HEADERS-EXIT.

IF T-COUNTER = 26
PERFORM 6000-WRITE-FROM-HDG-FILE 2 TIMES
GO TO 6000-HEADERS-EXIT.

IF T-COUNTER = 27
PERFORM 6000-WRITE-FROM-HDG-FILE 2 TIMES
GO TO 6000-HEADERS-EXIT.

IF T-COUNTER = 28
PERFORM 6000-WRITE-FROM-HDG-FILE 2 TIMES
GO TO 6000-HEADERS-EXIT.

IF T-COUNTER = 29
PERFORM 6000-WRITE-FROM-HDG-FILE 2 TIMES
GO TO 6000-HEADERS-EXIT.

IF T-COUNTER = 30
PERFORM 6000-WRITE-FROM-HDG-FILE 2 TIMES
GO TO 6000-HEADERS-EXIT.

IF T-COUNTER = 31
PERFORM 6000-WRITE-FROM-HDG-FILE 2 TIMES
GO TO 6000-HEADERS-EXIT.


IF T-COUNTER = 32
PERFORM 6000-WRITE-FROM-HDG-FILE 2 TIMES
GO TO 6000-HEADERS-EXIT.

IF T-COUNTER = 33
PERFORM 6000-WRITE-FROM-HDG-FILE 2 TIMES
GO TO 6000-HEADERS-EXIT.

IF T-COUNTER = 34
PERFORM 6000-WRITE-FROM-HDG-FILE 2 TIMES
GO TO 6000-HEADERS-EXIT.

IF T-COUNTER = 35
PERFORM 6000-WRITE-FROM-HDG-FILE 2 TIMES

```
GO TO 6000-HEADERS-EXIT.  
IF T-COUNTER = 36  
  PERFORM 6000-WRITE-FROM-HDG-FILE 5 TIMES  
  GO TO 6000-HEADERS-EXIT.  
IF T-COUNTER = 37  
  PERFORM 6000-WRITE-FROM-HDG-FILE 2 TIMES  
  GO TO 6000-HEADERS-EXIT.  
IF T-COUNTER = 38  
  PERFORM 6000-WRITE-FROM-HDG-FILE 11 TIMES  
  GO TO 6000-HEADERS-EXIT.  
IF T-COUNTER = 39  
  PERFORM 6000-WRITE-FROM-HDG-FILE 25  
  GO TO 6000-HEADERS-EXIT.  
  
6000-HEADERS-EXIT.  
EXIT.
```

MICROCOPY RESOLUTION TEST CHART
NATIONAL BUREAU OF STANDARDS-1963-A

Appendix H: MGADS Output

Output generated when all responses are "no":

THE PRODUCT THAT YOU GENERATED PROVIDES CURRENT REQUIRED DATA IN THE APPROPRIATE FORMAT. IT IS NECESSARY TO TAKE APPROPRIATE ACTION AS INDICATED IN THE "ACTION MESSAGES AND DIRECTIVES" SECTION BELOW. PLEASE REMEMBER THAT THE DATA WAS SUPPLIED BY ESD OFFICES OF PRIMARY RESPONSIBILITY (OPR). THE DATA IS THE BEST AVAILABLE; IT HAS BEEN REFINED AND EDITED. THE STATEMENT OF WORK IS NEARLY COMPLETE. IT IS CONCISE; REPETITIONS WITHIN APPLIED DOCUMENTS, BETWEEN TASKS, AND WITHIN THE RFP (CDRL, CONTRACT SCHEDULE, IFPP), HAVE BEEN REMOVED. LEVYING A TASK BY CITING A DOCUMENT (E.G., MIL-SPEC) AND PARAGRAPH NUMBERS IS SUFFICIENT. CITING A DATA ITEM IN PARENTHESES; E.G., (DI-A-1001) IS ALL THAT IS ALLOWED FOR STATING THAT A REPORT IS REQUIRED - DO NOT ADD PREPARATION AND OTHER DELIVERY REQUIREMENTS! REFRAIN FROM REPETITION FOR ANY REASON!!!!!!

TABLE OF CONTENTS

PARAGRAPH

- 1. SCOPE
- 2. APPLICABLE DOCUMENTS
- 3. REQUIREMENTS
 - 3.1. HARDWARE
 - 3.2. TRAINING
 - 3.2.1 EQUIPMENT
 - 3.2.2 SERVICES
 - 3.2.3 FACILITIES
 - 3.3. PECULIAR SUPPORT EQUIPMENT
 - 3.3.1 ORGANIZATIONAL
 - 3.3.2 INTERMEDIATE
 - 3.3.3 DEPOT
 - 3.4. SYSTEM TEST AND EVALUATION
 - 3.4.1 DEVELOPMENT TEST AND EVALUATION
 - 3.4.2 OPERATIONAL TEST AND EVALUATION
 - 3.4.3 MARKUPS
 - 3.4.4 TEST AND EVALUATION SUPPORT
 - 3.4.5 TEST FACILITIES

- 3.5. SYSTEM / PROJECT MANAGEMENT
- 3.5.1 SYSTEM ENGINEERING
 - 3.5.1.1 DESIGN ENGINEERING
 - 3.5.1.2 LOGISTICS ENGINEERING
 - 3.5.1.3 SPECIALTY ENGINEERING
 - 3.5.1.4 MANUFACTURING ENGINEERING
 - 3.5.1.5 SECURITY
 - 3.5.1.6 COMMUNICATIONS
- 3.5.2.1 CONTRACT WORK BREAKDOWN STRUCTURE
- 3.5.2.2 COST INFORMATION SYSTEMS
- 3.5.2.3 C/CSC
- 3.5.2.4 SCHEDULE MANAGEMENT
- 3.5.2.5 CONFIGURATION MANAGEMENT
- 3.5.2.6 DATA MANAGEMENT
- 3.5.2.7 NOMENCLATURE
- 3.5.2.8 MANUFACTURING MANAGEMENT
- 3.5.2.9 COMPUTER RESOURCES MANAGEMENT
- 3.5.2.10 TRAVEL

- 3.6. DATA
- 3.6.1 TECHNICAL PUBLICATIONS
- 3.6.2 ENGINEERING DATA
- 3.6.3 MANAGEMENT DATA
- 3.6.4 SUPPORT DATA
- 3.6.5 DATA DEPOSITORY

- 3.7. OPERATIONS / SITE ACTIVATION
- 3.7.1 CONTRACTOR TECHNICAL SUPPORT
- 3.7.2 SITE CONSTRUCTION

- 3.8. COMMON SUPPORT EQUIPMENT
- 3.8.1 ORGANIZATIONAL
- 3.8.2 INTERMEDIATE
- 3.8.3 DEPOT

- 3.9 INDUSTRIAL FACILITIES
- 3.9.1 CONSTRUCTION / CONVERSION / EXPANSION
- 3.9.2 EQUIPMENT ACQUISITION OR MODERNIZATION
- 3.9.3 MAINTENANCE

- 3.10 INITIAL SPARES AND REPAIR PARTS

1. SCOPE

1.1 This Statement of Work covers management programs and controls that the Government requires during this phase of the contract.

1.2 The data to be delivered as a result of performing the tasks prescribed by this statement of work are specified in the Contract Data Requirements List (CDRL). In no case

shall any task prescribed herein be interpreted to require delivery of data.

1.3 The provisions of the applicable documents and their tailored applications, set forth in the paragraphs of Section 3 below, are hereby incorporated into the contract by reference with the same force and effect as though set forth herein in full.

2. LISTING OF APPLICABLE DOCUMENTS

(SECTION 3 OF THIS DOCUMENT CONTAINS THE TAILORED REQUIREMENTS.)

2.1 STANDARDS

None

2.2 SPECIFICATIONS

None

2.3 HANDBOOKS

None

2.4 OTHER DOCUMENTS

None

3. REQUIREMENTS

3.1. HARDWARE

The contractor shall design, develop, fabricate, assemble, and test the _____ system in accordance with the requirements stated in the system specification provided in attachment _____ of the contract.

3.2. TRAINING

3.2.1 EQUIPMENT

3.2.2 SERVICES

3.2.3 FACILITIES

3.3. PECULIAR SUPPORT EQUIPMENT

- 3.3.1 ORGANIZATIONAL
- 3.3.2 INTERMEDIATE
- 3.3.3 DEPOT

- 3.4. SYSTEM TEST AND EVALUATION
 - 3.4.1 DEVELOPMENT TEST AND EVALUATION
 - 3.4.2 OPERATIONAL TEST AND EVALUATION
 - 3.4.3 MARKUPS
 - 3.4.4 TEST AND EVALUATION SUPPORT
 - Preoperational Maintenance:

 - Preoperational Supply Support:
 - 3.4.5 TEST FACILITIES

- 3.5. SYSTEM / PROJECT MANAGEMENT
 - 3.5.1 SYSTEM ENGINEERING
 - 3.5.1.1 DESIGN ENGINEERING
 - Human Factors:

 - Value Engineering:

 - Parts Control Program:

 - Electromagnetic Compatability:

 - Survivability / Vulnerability:
 - 3.5.1.2 LOGISTICS ENGINEERING
 - Availability:

Maintainability:

Reliability:

Logistics Support Analysis:

Integrated Logistics Support:

Transportability:

3.5.1.3 SPECIALTY ENGINEERING

System Safety:

Aerospace Meteorological Environment:

Preservation, Packaging, and Packing:

Transportation:

3.5.1.4 MANUFACTURING ENGINEERING

Quality Assurance:

3.5.1.5 SECURITY

General Security:

Communications Security / Tempest:

3.5.1.6 COMMUNICATIONS

Communications Long Lines:

Radio Frequency Management:

3.5.2.1 CONTRACT WORK BREAKDOWN STRUCTURE

3.5.2.2 COST INFORMATION SYSTEMS

3.5.2.3 C/CSC

3.5.2.4 SCHEDULE MANAGEMENT

3.5.2.5 CONFIGURATION MANAGEMENT

Applicable Data Items:
None

Configuration Management does not apply.

3.5.2.6 DATA MANAGEMENT

3.5.2.7 NOMENCLATURE

3.5.2.8 MANUFACTURING MANAGEMENT

3.5.2.9 COMPUTER RESOURCES MANAGEMENT

3.5.2.10 TRAVEL

3.6. DATA

3.6.1 TECHNICAL PUBLICATIONS

3.6.2 ENGINEERING DATA

Applicable Data Items:
None

Engineering Data requirements are not applicable.

3.6.3 MANAGEMENT DATA

- 3.6.4 SUPPORT DATA
- 3.6.5 DATA DEPOSITORY
- 3.7. OPERATIONS / SITE ACTIVATION
 - Real Property Facilities:
 - 3.7.1 CONTRACTOR TECHNICAL SUPPORT
 - 3.7.2 SITE CONSTRUCTION
- 3.8. COMMON SUPPORT EQUIPMENT
 - 3.8.1 ORGANIZATIONAL
 - 3.8.2 INTERMEDIATE
 - 3.8.3 DEPOT
- 3.9 INDUSTRIAL FACILITIES
 - 3.9.1 CONSTRUCTION / CONVERSION / EXPANSION
 - 3.9.2 EQUIPMENT ACQUISITION OR MODERNIZATION
 - 3.9.3 MAINTENANCE
- 3.10 INITIAL SPARES AND REPAIR PARTS

TABLE OF CONTENTS

Paragraph

- 1. SCOPE
- 2. LISTING OF DATA ITEMS
- 3. DRAFT CORL
 - 3.1. HARDWARE
 - 3.2. TRAINING
 - 3.2.1 EQUIPMENT
 - 3.2.2 SERVICES

- 3.2.3 FACILITIES

- 3.3. PECULIAR SUPPORT EQUIPMENT
 - 3.3.1 ORGANIZATIONAL
 - 3.3.2 INTERMEDIATE
 - 3.3.3 DEPOT

- 3.4. SYSTEM TEST AND EVALUATION
 - 3.4.1 DEVELOPMENT TEST AND EVALUATION
 - 3.4.2 OPERATIONAL TEST AND EVALUATION
 - 3.4.3 MARKUPS
 - 3.4.4 TEST AND EVALUATION SUPPORT
 - 3.4.5 TEST FACILITIES

- 3.5. SYSTEM / PROJECT MANAGEMENT
 - 3.5.1 SYSTEM ENGINEERING
 - 3.5.1.1 DESIGN ENGINEERING
 - 3.5.1.2 LOGISTICS ENGINEERING
 - 3.5.1.3 SPECIALTY ENGINEERING
 - 3.5.1.4 MANUFACTURING ENGINEERING
 - 3.5.1.5 SECURITY
 - 3.5.1.6 COMMUNICATIONS
 - 3.5.2.1 CONTRACT WORK BREAKDOWN STRUCTURE
 - 3.5.2.2 COST INFORMATION SYSTEMS
 - 3.5.2.3 C/CSC
 - 3.5.2.4 SCHEDULE MANAGEMENT
 - 3.5.2.5 CONFIGURATION MANAGEMENT
 - 3.5.2.6 DATA MANAGEMENT
 - 3.5.2.7 NOMENCLATURE
 - 3.5.2.8 MANUFACTURING MANAGEMENT
 - 3.5.2.9 COMPUTER RESOURCES MANAGEMENT
 - 3.5.2.10 TRAVEL

- 3.6. DATA
 - 3.6.1 TECHNICAL PUBLICATIONS
 - 3.6.2 ENGINEERING DATA
 - 3.6.3 MANAGEMENT DATA
 - 3.6.4 SUPPORT DATA
 - 3.6.5 DATA DEPOSITORY

- 3.7. OPERATIONS / SITE ACTIVATION
 - 3.7.1 CONTRACTOR TECHNICAL SUPPORT
 - 3.7.2 SITE CONSTRUCTION

- 3.8. COMMON SUPPORT EQUIPMENT
 - 3.8.1 ORGANIZATIONAL
 - 3.8.2 INTERMEDIATE
 - 3.8.3 DEPOT

- 3.9 INDUSTRIAL FACILITIES
 - 3.9.1 CONSTRUCTION / CONVERSION / EXPANSION
 - 3.9.2 EQUIPMENT ACQUISITION OR MODERNIZATION
 - 3.9.3 MAINTENANCE

3.10 INITIAL SPARES AND REPAIR PARTS

1. SCOPE

The following is the draft Contract Data Requirements List (CDRL) that you generated. It is intended to assist you to determine which data items and CDRL block entries are applicable to this procurement. It is not intended to replace the Data Call or to change existing Data Management Procedures or your introduction to the contract CDRL.

2. LISTING OF DATA ITEMS

(SECTION 3 OF THIS DOCUMENT CONTAINS THE DRAFT CDRL.)

None

3. DRAFT CDRL

The information below can be transferred to a word processor for refinement and completion. The following are descriptions of the CDRL data item entries:

1. Sequence Number
2. Title or Description of Data
3. Subtitle
4. Authority (Data Item Number)
5. Contract Reference
6. Technical Office
7. DD Fm 250 Requirement
8. Approval Code
9. Integrated Associate Contractor
10. Frequency
11. As of Date
12. Date of First Submission
13. Date of Subsequent Submissions/Event I.D.
14. Distribution and Addressees (Regular/Repro)
15. Total
16. Remarks

3.1. HARDWARE

3.2. TRAINING

3.2.1 EQUIPMENT

- 3.2.2 SERVICES
- 3.2.3 FACILITIES

- 3.3. PECULIAR SUPPORT EQUIPMENT
 - 3.3.1 ORGANIZATIONAL
 - 3.3.2 INTERMEDIATE
 - 3.3.3 DEPOT

- 3.4. SYSTEM TEST AND EVALUATION
 - 3.4.1 DEVELOPMENT TEST AND EVALUATION
 - 3.4.2 OPERATIONAL TEST AND EVALUATION
 - 3.4.3 MARKUPS
 - 3.4.4 TEST AND EVALUATION SUPPORT
 - Preoperational Maintenance:

 - Preoperational Supply Support:
 - 3.4.5 TEST FACILITIES

- 3.5. SYSTEM / PROJECT MANAGEMENT
 - 3.5.1 SYSTEM ENGINEERING
 - 3.5.1.1 DESIGN ENGINEERING
 - Human Factors:

 - Value Engineering:

 - Parts Control Program:

 - Electromagnetic Compatability:

Survivability / Vulnerability:

3.5.1.2 LOGISTICS ENGINEERING

Availability:

Maintainability:

Reliability:

Logistics Support Analysis:

Integrated Logistics Support:

Transportability:

3.5.1.3 SPECIALTY ENGINEERING

System Safety:

Aerospace Meteorological Environment:

Preservation, Packaging, and Packing:

Transportation:

3.5.1.4 MANUFACTURING ENGINEERING

Quality Assurance:

3.5.1.5 SECURITY

General Security:

Communications Security / Tempest:

3.5.1.6 COMMUNICATIONS

Communications Long Lines:

Radio Frequency Management:

3.5.2.1 CONTRACT WORK BREAKDOWN STRUCTURE

3.5.2.2 COST INFORMATION SYSTEMS

3.5.2.3 C/CSC

3.5.2.4 SCHEDULE MANAGEMENT

3.5.2.5 CONFIGURATION MANAGEMENT

3.5.2.6 DATA MANAGEMENT

3.5.2.7 NOMENCLATURE

3.5.2.8 MANUFACTURING MANAGEMENT

3.5.2.9 COMPUTER RESOURCES MANAGEMENT

3.5.2.10 TRAVEL

3.6. DATA

3.6.1 TECHNICAL PUBLICATIONS

3.6.2 ENGINEERING DATA

3.6.3 MANAGEMENT DATA

3.6.4 SUPPORT DATA

3.6.5 DATA DEPOSITORY

3.7. OPERATIONS / SITE ACTIVATION

Real Property Facilities:

3.7.1 CONTRACTOR TECHNICAL SUPPORT

3.7.2 SITE CONSTRUCTION

3.8. COMMON SUPPORT EQUIPMENT

3.8.1 ORGANIZATIONAL

3.8.2 INTERMEDIATE

3.8.3 DEPOT

3.9 INDUSTRIAL FACILITIES

3.9.1 CONSTRUCTION / CONVERSION / EXPANSION

3.9.2 EQUIPMENT ACQUISITION OR MODERNIZATION

3.9.3 MAINTENANCE

3.10 INITIAL SPARES AND REPAIR PARTS

ACTION MESSAGES AND DIRECTIVES

CAUTION: THE ABOVE PRODUCT IS A PRELIMINARY DRAFT ONLY!
TAKE APPROPRIATE ACTION AS INDICATED BELOW....

3.1. HARDWARE

3.2. TRAINING

3.2.1 EQUIPMENT

3.2.2 SERVICES

3.2.3 FACILITIES

3.3. PECULIAR SUPPORT EQUIPMENT

3.3.1 ORGANIZATIONAL

3.3.2 INTERMEDIATE

3.3.3 DEPOT

3.4. SYSTEM TEST AND EVALUATION

3.4.1 DEVELOPMENT TEST AND EVALUATION

3.4.2 OPERATIONAL TEST AND EVALUATION

3.4.3 MARKUPS

3.4.4 TEST AND EVALUATION SUPPORT

Preoperational Maintenance:

Preoperational Supply Support:

3.4.5 TEST FACILITIES

3.5. SYSTEM / PROJECT MANAGEMENT

3.5.1 SYSTEM ENGINEERING

3.5.1.1 DESIGN ENGINEERING

Human Factors:

Value Engineering:

Parts Control Program:

Electromagnetic Compatability:

Survivability / Vulnerability:

3.5.1.2 LOGISTICS ENGINEERING

Availability:

Maintainability:

Reliability:

Logistics Support Analysis:

Integrated Logistics Support:

Transportability:

3.5.1.3 SPECIALTY ENGINEERING

System Safety:

Aerospace Meteorological Environment:

Preservation, Packaging, and Packing:

Transportation:

3.5.1.4 MANUFACTURING ENGINEERING

Quality Assurance:

3.5.1.5 SECURITY

General Security:

Communications Security / Tempest:

3.5.1.6 COMMUNICATIONS

Communications Long Lines:

Radio Frequency Management:

3.5.2.1 CONTRACT WORK BREAKDOWN STRUCTURE

3.5.2.2 COST INFORMATION SYSTEMS

3.5.2.3 C/CSC

3.5.2.4 SCHEDULE MANAGEMENT

3.5.2.5 CONFIGURATION MANAGEMENT

3.5.2.6 DATA MANAGEMENT

3.5.2.7 NOMENCLATURE

3.5.2.8 MANUFACTURING MANAGEMENT

3.5.2.9 COMPUTER RESOURCES MANAGEMENT

3.5.2.10 TRAVEL

3.6. DATA

3.6.1 TECHNICAL PUBLICATIONS

3.6.2 ENGINEERING DATA

3.6.3 MANAGEMENT DATA

3.6.4 SUPPORT DATA

3.6.5 DATA DEPOSITORY

3.7. OPERATIONS / SITE ACTIVATION

Real Property Facilities:

3.7.1 CONTRACTOR TECHNICAL SUPPORT

3.7.2 SITE CONSTRUCTION

- 3.8. COMMON SUPPORT EQUIPMENT
 - 3.8.1 ORGANIZATIONAL
 - 3.8.2 INTERMEDIATE
 - 3.8.3 DEPOT

- 3.9 INDUSTRIAL FACILITIES
 - 3.9.1 CONSTRUCTION / CONVERSION / EXPANSION
 - 3.9.2 EQUIPMENT ACQUISITION OR MODERNIZATION
 - 3.9.3 MAINTENANCE

- 3.10 INITIAL SPARES AND REPAIR PARTS

THE FOLLOWING IS A LIST OF ALL AREAS AND FUNCTIONAL TASKS. AN "*" IN COLUMN ONE INDICATES TASK COMPLETION.

ENGINEERING FUNCTIONAL TASKS:

- 1. SYSTEMS ENGINEERING
- 2. SYSTEM SAFETY
- 3. HUMAN FACTORS
- 4. VALUE ENGINEERING
- 5. SECURITY
- 6. AVAILABILITY
- 7. MAINTAINABILITY
- 8. RELIABILITY
- 9. PARTS CONTROL PROGRAM
- 10. AEROSPACE METEOROLOGICAL ENVIRONMENT
- 11. ELECTROMAGNETIC COMPATIBILITY (EMC)
- 12. SURVIVABILITY / VULNERABILITY
- 13. COMMUNICATIONS LONG LINES
- 14. COMMUNICATIONS SECURITY / TEMPEST
- 15. RADIO FREQUENCY MANAGEMENT
- 16. TRANSPORTABILITY
- 17. QUALITY ASSURANCE
- 18. TEST AND EVALUATION
- 19. COMPUTER RESOURCES MANAGEMENT
- 20. REAL PROPERTY FACILITIES
- 21. MANUFACTURING MANAGEMENT

CONFIGURATION AND DATA FUNCTIONAL TASKS:

- 1. CONFIGURATION MANAGEMENT
- 2. DATA MANAGEMENT

3. ENGINEERING DATA
4. NOMENCLATURE
- * 5. STINFO
- * 6. PHOTOGRAPHIC DOCUMENTATION

PROGRAM MANAGEMENT FUNCTIONAL TASKS:

1. CONTRACT WORK BREAKDOWN STRUCTURE
2. COST INFORMATION SYSTEMS
3. COST / SCHEDULE CONTROL SYSTEMS
4. SCHEDULE MANAGEMENT

LOGISTICS FUNCTIONAL TASKS:

1. LOGISTICS SUPPORT ANALYSIS
2. INTEGRATED LOGISTICS SUPPORT
3. INITIAL SPARE / REPAIR PARTS
4. PREOPERATIONAL MAINTENANCE
5. PREOPERATIONAL SUPPLY SUPPORT
6. SUPPORT BREAKDOWN
7. TECHNICAL ORDERS

PACKAGING AND TRANSPORTATION FUNCTIONAL TASKS:

1. PRESERVATION, PACKAGING, AND PACKING
2. TRANSPORTATION
3. TRAVEL

Output generated when all responses are "yes":

THE PRODUCT THAT YOU GENERATED PROVIDES CURRENT REQUIRED DATA IN THE APPROPRIATE FORMAT. IT IS NECESSARY TO TAKE APPROPRIATE ACTION AS INDICATED IN THE "ACTION MESSAGES AND DIRECTIVES" SECTION BELOW. PLEASE REMEMBER THAT THE DATA WAS SUPPLIED BY ESD OFFICES OF PRIMARY RESPONSIBILITY (OPR). THE DATA IS THE BEST AVAILABLE; IT HAS BEEN REFINED AND EDITED. THE STATEMENT OF WORK IS NEARLY COMPLETE. IT IS CONCISE; REPETITIONS WITHIN APPLIED DOCUMENTS, BETWEEN TASKS, AND WITHIN THE RFP (CDRL, CONTRACT SCHEDULE, IFPP), HAVE BEEN REMOVED. LEVYING A TASK BY CITING A DOCUMENT (E.G., MIL-SPEC) AND PARAGRAPH NUMBERS IS SUFFICIENT. CITING A DATA ITEM IN PARENTHESES; E.G., (DI-A-1001) IS ALL THAT IS ALLOWED FOR STATING THAT A REPORT IS REQUIRED - DO NOT ADD PREPARATION AND OTHER DELIVERY REQUIREMENTS! REFRAIN FROM REPETITION FOR ANY REASON!!!!!!

TABLE OF CONTENTS

PARAGRAPH

- 1. SCOPE
- 2. APPLICABLE DOCUMENTS
- 3. REQUIREMENTS
 - 3.1. HARDWARE
 - 3.2. TRAINING
 - 3.2.1 EQUIPMENT
 - 3.2.2 SERVICES
 - 3.2.3 FACILITIES
 - 3.3. PECULIAR SUPPORT EQUIPMENT
 - 3.3.1 ORGANIZATIONAL
 - 3.3.2 INTERMEDIATE
 - 3.3.3 DEPOT
 - 3.4. SYSTEM TEST AND EVALUATION
 - 3.4.1 DEVELOPMENT TEST AND EVALUATION
 - 3.4.2 OPERATIONAL TEST AND EVALUATION
 - 3.4.3 MARKUPS
 - 3.4.4 TEST AND EVALUATION SUPPORT
 - 3.4.5 TEST FACILITIES
 - 3.5. SYSTEM / PROJECT MANAGEMENT
 - 3.5.1 SYSTEM ENGINEERING
 - 3.5.1.1 DESIGN ENGINEERING

- 3.5.1.2 LOGISTICS ENGINEERING
- 3.5.1.3 SPECIALTY ENGINEERING
- 3.5.1.4 MANUFACTURING ENGINEERING
- 3.5.1.5 SECURITY
- 3.5.1.6 COMMUNICATIONS
- 3.5.2.1 CONTRACT WORK BREAKDOWN STRUCTURE
- 3.5.2.2 COST INFORMATION SYSTEMS
- 3.5.2.3 C/CSC
- 3.5.2.4 SCHEDULE MANAGEMENT
- 3.5.2.5 CONFIGURATION MANAGEMENT
- 3.5.2.6 DATA MANAGEMENT
- 3.5.2.7 NOMENCLATURE
- 3.5.2.8 MANUFACTURING MANAGEMENT
- 3.5.2.9 COMPUTER RESOURCES MANAGEMENT
- 3.5.2.10 TRAVEL

- 3.6. DATA
- 3.6.1 TECHNICAL PUBLICATIONS
- 3.6.2 ENGINEERING DATA
- 3.6.3 MANAGEMENT DATA
- 3.6.4 SUPPORT DATA
- 3.6.5 DATA DEPOSITORY

- 3.7. OPERATIONS / SITE ACTIVATION
- 3.7.1 CONTRACTOR TECHNICAL SUPPORT
- 3.7.2 SITE CONSTRUCTION

- 3.8. COMMON SUPPORT EQUIPMENT
- 3.8.1 ORGANIZATIONAL
- 3.8.2 INTERMEDIATE
- 3.8.3 DEPOT

- 3.9 INDUSTRIAL FACILITIES
- 3.9.1 CONSTRUCTION / CONVERSION / EXPANSION
- 3.9.2 EQUIPMENT ACQUISITION OR MODERNIZATION
- 3.9.3 MAINTENANCE

- 3.10 INITIAL SPARES AND REPAIR PARTS

1. SCOPE

1.1 This Statement of Work covers management programs and controls that the Government requires during this phase of the contract.

1.2 The data to be delivered as a result of performing the tasks prescribed by this statement of work are specified in the Contract Data Requirements List (CDRL). In no case shall any task prescribed herein be interpreted to require delivery of data.

1.3 The provisions of the applicable documents and their tailored applications, set forth in the paragraphs of Sec-

tion 3 below, are hereby incorporated into the contract by reference with the same force and effect as though set forth herein in full.

2. LISTING OF APPLICABLE DOCUMENTS

(SECTION 3 OF THIS DOCUMENT CONTAINS THE TAILORED REQUIREMENTS.)

2.1 STANDARDS

MIL-STD-196C Joint Electronic Type Designation System
22 Apr 71

MIL-STD-1521A Technical Reviews and Audits for Systems
1 Jun 76 Equipments and Computer Programs
Notice 1
29 Sep 78
Notice 2
21 Dec 81

MIL-STD-483 Configuration Management Practices for
31 Dec 70 Systems, Equipment, Munitions, and
Notice 2 Computer Programs
21 Mar 79

MIL-STD-490 Specification Practices
30 Oct 68
Notice 2
18 May 72

DOD-STD-480A Configuration Control Engineering
12 Apr 78 Changes, Deviations and Waivers

2.2 SPECIFICATIONS

None

2.3 HANDBOOKS

None

2.4 OTHER DOCUMENTS

None

3. REQUIREMENTS

3.1. HARDWARE

The contractor shall design, develop, fabricate,

assemble, and test the _____ system in accordance with the requirements stated in the system specification provided in attachment _____ of the contract.

3.2. TRAINING

3.2.1 EQUIPMENT

3.2.2 SERVICES

3.2.3 FACILITIES

3.3. PECULIAR SUPPORT EQUIPMENT

3.3.1 ORGANIZATIONAL

3.3.2 INTERMEDIATE

3.3.3 DEPOT

3.4. SYSTEM TEST AND EVALUATION

3.4.1 DEVELOPMENT TEST AND EVALUATION

3.4.2 OPERATIONAL TEST AND EVALUATION

3.4.3 MARKUPS

3.4.4 TEST AND EVALUATION SUPPORT

Preoperational Maintenance:

Preoperational Supply Support:

3.4.5 TEST FACILITIES

3.5. SYSTEM / PROJECT MANAGEMENT

3.5.1 SYSTEM ENGINEERING

3.5.1.1 DESIGN ENGINEERING

Human Factors:

Value Engineering:

Parts Control Program:

Electromagnetic Compatability:

Survivability / Vulnerability:

3.5.1.2 LOGISTICS ENGINEERING

Availability:

Maintainability:

Reliability:

Logistics Support Analysis:

Integrated Logistics Support:

Transportability:

3.5.1.3 SPECIALTY ENGINEERING

System Safety:

Aerospace Meteorological Environment:

Preservation, Packaging, and Packing:

Transportation:

3.5.1.4 MANUFACTURING ENGINEERING

Quality Assurance:

3.5.1.5 SECURITY

General Security:

Communications Security / Tempest:

3.5.1.6 COMMUNICATIONS

Communications Long Lines:

Radio Frequency Management:

3.5.2.1 CONTRACT WORK BREAKDOWN STRUCTURE

3.5.2.2 COST INFORMATION SYSTEMS

3.5.2.3 C/CSC

3.5.2.4 SCHEDULE MANAGEMENT

3.5.2.5 CONFIGURATION MANAGEMENT

The contractor shall conduct the configuration management tasks and meet the configuration management requirements in

PARA

1. Scope
- 3.1 Intro
- 3.1.1 & APP I CMP
- 3.2 Baseline Mgt
- 3.3 & APP II Sys Eng & Int Cn
- 3.3 Sys Eng & Intfc Cont
- 3.3.1 Sys Eng
- 3.3.2 & APP I Intfc Cntl/CMP
- 3.4 Config Ident
- 3.4.1 & APP III Fctnl Conf Id
- 3.4.2 Allocated Conf Ident
- 3.4.3 Product CI
- 3.4.4 Precedence
- 3.4.5 & APP IV Addm to CI
- 3.4.6 & APP V Inv Item Ident
- 3.4.7 & APPS VI & XVI CPCI
- 3.4.8 Spec Form
- 3.4.9 Spec Authentication

3.5 & APP VII Spec Maint
3.5 & APP VIII Spec Maint
3.5 Spec Maintenance
3.6 Config Item Ident
3.15 QA Provisions
4. Data
5.1 Terms
5.1.g CI Spec Addendum
5.1.h Terms/CMP

of MIL-STD-483.

The contractor prepared specifications shall meet the format and content requirements in

PARA
1.-1.4 Scope
3. Requirements
3.1 Intro
3.1.1 Config Ident
3.1.1.2 Allocated CI
3.1.2 Coverage of Specs
3.1.3 Types
3.1.3.1 & APP I Type A Sys Spc
3.1.3.2 Dev Specs
3.1.3.3 Product Spec
3.1.3.3.1.1 & APP VII PIP Func
3.1.3.3.1.2 & APP VIII PIP Fab
3.1.3.3.2.1 & APP IX CIP Func
3.1.3.3.2.2 & APP X CIP Fab
3.1.3.3.3 & APP XI N-Com P Fab
3.1.3.3.4 & APP XII Inv Itm Sp
3.1.3.3.4 Inv Item Spec
3.1.4 Two Part Specs
3.2-3.2.16.8 Styl Frmt & Ident
3.3-3.3.3 Changes & Revisions
4.-4.1.2.2 Gen Requirements
4.2-4.2.3 Applicable Documents
4.2.3 List of References
4.2.3.1 Ex 2 Gov Documents
4.2.3.1 Ex 2 Non-Gov Documents
4.2.3.2 Ex 2 Non-Gov Documents
4.3 Requirements
4.3-4.3.11 Requirements
4.4-4.4.2 QA Provisions
4.5-4.5.3.3 Prep for Delivery
4.6-4.6.5 Notes
4.7-4.7.3 APP & Index
5. Detail Requirements
5.1 Detail Requirement (Genrl)
5.1 General

of MIL-STD-490.

Applicable Data Items:

DI-E-7031 (ref: 001)
DI-E-3108 (ref: 002)
DI-E-3101 (ref: 003)
DI-E-31198 (ref: 004)
DI-E-3102A (ref: 005)
DI-E-31208 (ref: 006)
DI-E-3103A (ref: 007)
DI-E-3106 (ref: 008)
DI-E-3123 (ref: 009)
DI-E-3122 (ref: 010)
DI-E-3121 (ref: 011)

The contractor shall establish and chair an Interface Control Working Group (ICWG) which shall have the following responsibilities:

Reference MIL-STD-483, PARA 3.15 (Quality Assurance Provisions); change as follows: A verification matrix shall be included in Section 4 of all specifications prepared per the appendices of this standard.

Reference MIL-STD-483, PARA 3.15 (Quality Assurance Provisions); change as follows: A verification matrix shall be included in Section 4 of all specifications prepared per the appendices of this standard.

The allocated specifications shall be prepared as Part I of two part specifications IAW para 3.1.4. of MIL-STD-490.

Reference MIL-STD-483, PARA 3.15 (Quality Assurance Provisions); change as follows: A verification matrix shall be included in Section 4 of all specifications prepared per the appendices of this standard.

The product specifications shall be prepared as Part II of two part specifications IAW para 3.1.4. of MIL-STD-490.

3.5.2.6 DATA MANAGEMENT

Applicable Data Items:

DI-A-3027 (ref: 012)

See the Contract Data Requirements List (CDRL), the Schedule and General Provisions of the contract for data requirements.

3.5.2.7 NOMENCLATURE

The contractor shall identify all end items requiring nomenclature. The contractor shall develop and recommend nomenclature for these end items in accordance with

ALL

of MIL-STD-196C.

Applicable Data Items:

DI-E-3126A (ref: 013)

3.5.2.8 MANUFACTURING MANAGEMENT

3.5.2.9 COMPUTER RESOURCES MANAGEMENT

3.5.2.10 TRAVEL

3.6. DATA

3.6.1 TECHNICAL PUBLICATIONS

3.6.2 ENGINEERING DATA

Applicable Data Items:

DI-E-7031 (ref: 014)

See the CDRL for Engineering Data requirements.

3.6.3 MANAGEMENT DATA

3.6.4 SUPPORT DATA

3.6.5 DATA DEPOSITORY

3.7. OPERATIONS / SITE ACTIVATION

Real Property Facilities:

- 3.7.1 CONTRACTOR TECHNICAL SUPPORT
- 3.7.2 SITE CONSTRUCTION

- 3.8. COMMON SUPPORT EQUIPMENT
 - 3.8.1 ORGANIZATIONAL
 - 3.8.2 INTERMEDIATE
 - 3.8.3 DEPOT

- 3.9 INDUSTRIAL FACILITIES
 - 3.9.1 CONSTRUCTION / CONVERSION / EXPANSION
 - 3.9.2 EQUIPMENT ACQUISITION OR MODERNIZATION
 - 3.9.3 MAINTENANCE

- 3.10 INITIAL SPARES AND REPAIR PARTS

TABLE OF CONTENTS

Paragraph

- 1. SCOPE
- 2. LISTING OF DATA ITEMS
- 3. DRAFT CDRL
 - 3.1. HARDWARE
 - 3.2. TRAINING
 - 3.2.1 EQUIPMENT
 - 3.2.2 SERVICES
 - 3.2.3 FACILITIES
 - 3.3. PECULIAR SUPPORT EQUIPMENT
 - 3.3.1 ORGANIZATIONAL
 - 3.3.2 INTERMEDIATE
 - 3.3.3 DEPOT

- 3.4. SYSTEM TEST AND EVALUATION
 - 3.4.1 DEVELOPMENT TEST AND EVALUATION
 - 3.4.2 OPERATIONAL TEST AND EVALUATION
 - 3.4.3 MARKUPS
 - 3.4.4 TEST AND EVALUATION SUPPORT
 - 3.4.5 TEST FACILITIES

- 3.5. SYSTEM / PROJECT MANAGEMENT
 - 3.5.1 SYSTEM ENGINEERING
 - 3.5.1.1 DESIGN ENGINEERING
 - 3.5.1.2 LOGISTICS ENGINEERING
 - 3.5.1.3 SPECIALTY ENGINEERING
 - 3.5.1.4 MANUFACTURING ENGINEERING
 - 3.5.1.5 SECURITY
 - 3.5.1.6 COMMUNICATIONS
 - 3.5.2.1 CONTRACT WORK BREAKDOWN STRUCTURE
 - 3.5.2.2 COST INFORMATION SYSTEMS
 - 3.5.2.3 C/CSC
 - 3.5.2.4 SCHEDULE MANAGEMENT
 - 3.5.2.5 CONFIGURATION MANAGEMENT
 - 3.5.2.6 DATA MANAGEMENT
 - 3.5.2.7 NOMENCLATURE
 - 3.5.2.8 MANUFACTURING MANAGEMENT
 - 3.5.2.9 COMPUTER RESOURCES MANAGEMENT
 - 3.5.2.10 TRAVEL

- 3.6. DATA
 - 3.6.1 TECHNICAL PUBLICATIONS
 - 3.6.2 ENGINEERING DATA
 - 3.6.3 MANAGEMENT DATA
 - 3.6.4 SUPPORT DATA
 - 3.6.5 DATA DEPOSITORY

- 3.7. OPERATIONS / SITE ACTIVATION
 - 3.7.1 CONTRACTOR TECHNICAL SUPPORT
 - 3.7.2 SITE CONSTRUCTION

- 3.8. COMMON SUPPORT EQUIPMENT
 - 3.8.1 ORGANIZATIONAL
 - 3.8.2 INTERMEDIATE
 - 3.8.3 DEPOT

- 3.9 INDUSTRIAL FACILITIES
 - 3.9.1 CONSTRUCTION / CONVERSION / EXPANSION
 - 3.9.2 EQUIPMENT ACQUISITION OR MODERNIZATION
 - 3.9.3 MAINTENANCE

- 3.10 INITIAL SPARES AND REPAIR PARTS

- 1. SCOPE
 -

The following is the draft Contract Data Requirements List (CDRL) that you generated. It is intended to assist you to determine which data items and CDRL block entries are applicable to this procurement. It is not intended to replace the Data Call or to change existing Data Management Procedures or your introduction to the contract CDRL.

2. LISTING OF DATA ITEMS

(SECTION 3 OF THIS DOCUMENT CONTAINS THE DRAFT CDRL.)

DI-E-7031	Drawings, Engineering and Associated Lists
DI-A-3027	Data Accession List/Internal Data
DI-E-3126A	Request for Nomenclature
DI-E-3108	Configuration Management Plan
DI-E-3101	System Specification
DI-E-3119B	Computer Program Development Specification (Type B5)
DI-E-3102A	Configuration Item Development Specification (B1)
DI-E-3120B	Computer Program Product Specification (C5)
DI-E-3103A	Configuration Item Product Fabrication Specification (C1B)
DI-E-3106	Specification Maintenance Document
DI-E-3123	Change Status Report (Computer Program)
DI-E-3122	Configuration Index (Computer Program)
DI-E-3121	Version Description Document (Computer Programs)
DI-E-3129	Request for Deviation/Waiver
DI-E-3128	Engineering Change Proposal (ECP)

DI-E-3127	Advance Change Study Notice
DI-E-3116	System Allocation Document
DI-E-3118	Minutes of Formal Reviews, Inspections and Audits
DI-A-3029	Agenda, Design Reviews, Configuration Audits and Demonstrations
DI-E-3133	Configuration Management Accounting Reports (Machine or Manually Prepared)

3. DRAFT CDRL

The information below can be transferred to a word processor for refinement and completion. The following are descriptions of the CDRL data item entries:

1. Sequence Number
2. Title or Description of Data
3. Subtitle
4. Authority (Data Item Number)
5. Contract Reference
6. Technical Office
7. DD Fm 250 Requirement
8. Approval Code
9. Integrated Associate Contractor
10. Frequency
11. As of Date
12. Date of First Submission
13. Date of Subsequent Submissions/Event I.D.
14. Distribution and Addressees (Regular/Repro)
15. Total
16. Remarks

3.1. HARDWARE

3.2. TRAINING

3.2.1 EQUIPMENT

3.2.2 SERVICES

3.2.3 FACILITIES

3.3. PECULIAR SUPPORT EQUIPMENT

3.3.1 ORGANIZATIONAL

3.3.2 INTERMEDIATE

3.3.3 DEPOT

3.4. SYSTEM TEST AND EVALUATION

3.4.1 DEVELOPMENT TEST AND EVALUATION

3.4.2 OPERATIONAL TEST AND EVALUATION

3.4.3 MARKUPS

3.4.4 TEST AND EVALUATION SUPPORT

Preoperational Maintenance:

Preoperational Supply Support:

3.4.5 TEST FACILITIES

3.5. SYSTEM / PROJECT MANAGEMENT

3.5.1 SYSTEM ENGINEERING

3.5.1.1 DESIGN ENGINEERING

Human Factors:

Value Engineering:

Parts Control Program:

Electromagnetic Compatability:

Survivability / Vulnerability:

3.5.1.2 LOGISTICS ENGINEERING

Availability:

Maintainability:

Reliability:

Logistics Support Analysis:

Integrated Logistics Support:

Transportability:

3.5.1.3 SPECIALTY ENGINEERING

System Safety:

Aerospace Meteorological Environment:

Preservation, Packaging, and Packing:

Transportation:

3.5.1.4 MANUFACTURING ENGINEERING

Quality Assurance:

3.5.1.5 SECURITY

General Security:

Communications Security / Tempest:

3.5.1.6 COMMUNICATIONS

Communications Long Lines:

Radio Frequency Management:

3.5.2.1 CONTRACT WORK BREAKDOWN STRUCTURE

3.5.2.2 COST INFORMATION SYSTEMS

3.5.2.3 C/CSC

3.5.2.4 SCHEDULE MANAGEMENT

3.5.2.5 CONFIGURATION MANAGEMENT

ref: 001

- 2. Configuration Management Plan
- 4. DI-E-3108
- 10. ONE/R
- 12. 30 DAC
- 14. AS REQ BY PO

ref: 002

- 2. Drawings, Engineering and Associated Lists
- 4. DI-E-7031
- 14. DESC/EPA 1 N/R
DISC/ESM 1 N/R
RADC/RBRA 1 N/R
AS REQ BY PO
- 16. Whenever the generation of a control drawing that relates to the procurement of Parts in the categories listed in para 6.4 of MIL-STD-965 is needed and that generation is approved by the Procuring Activity, a copy of that Control Drawing together with a completed DD Form 2052 will be distributed to DESC, DISC and/or RADC, as appropriate. Selected Item Drawings (SID) IAW DOD-STD-100 shall be the type of Control Drawing provided whenever a drawing is provided that describes a piece part that requires selection, screening, testing, etc. over and above that provided by that part vendor's usual practice relative to the specific part numbered item referenced in the drawing.

ref: 003

- 2. System Specification
- 4. DI-E-3101/M. The final copy shall include all system design analysis and trade-off studies.
- 7. SD
- 10. ONE/R
- 12. AS REQ BY PO
- 14. AS REQ BY PO

ref: 004

- 2. Configuration Item Development Specification (B1)
- 4. DI-E-3102A
- 10. ONE/R
- 12. 90 days prior to end of contract. Revisions as required. The specification shall be prepared as Part 1 of two part specifications in accordance with para 3.1.4.
- 14. AS REQ BY PO

ref: 005

- 2. Computer Program Development Specification (Type B5)
- 4. DI-E-3119B
- 10. ONE/R
- 12. 90 days prior to end of contract. Revisions as required. The specification shall be prepared as Part I of two part specifications IAW para 3.1.4.
- 14. AS REQ BY PO

ref: 006

- 2. Configuration Item Product Fabrication Specification (C1B)
- 4. DI-E-3103A
- 10. ONE/R
- 12. 30 days prior to CDR. The specification shall be prepared as Part II of two part specifications IAW para 3.1.4.
- 14. AS REQ BY PO

ref: 007

- 2. Computer Program Product Specification (C5)
- 4. DI-E-3120B
- 10. ONE/R
- 12. 30 days prior to CDR. The specification shall be prepared as Part II of two part specifications IAW para 3.1.4.
- 14. AS REQ BY PO

ref: 008

- 2. Specification Maintenance Document
- 4. DI-E-3106
- 10. AS REQ
- 12. With ECP
- 14. Contractor shall distribute final SCN to all specification holders.

ref: 009

- 2. Version Description Document (Computer Programs)
- 4. DI-E-3121
- 8. A
- 10. AS REQ
- 12. Submit with release of each version of a CPCI and each release of an interim change (i.e., changes that occur between CPCI versions).
- 14. AS REQ BY PO

ref: 010

- 2. Configuration Index (Computer Program)

- 4. DI-E-3122
- 10. AS REQ
- 12. AS REQ
- 13. AS REQ
- 14. AS REQ BY PO

ref: 011

- 2. Change Status Report (Computer Program)
- 4. DI-I-3123
- 10. AS REQ
- 14. AS REQ BY PO

ref: 012

- 2. Advance Change Study Notice
- 4. DI-E-3127
- 10. AS REQ
- 12. AS REQ
- 13. AS REQ

ref: 013

- 2. Engineering Change Proposal (ECP)
- 4. DI-E-3128
- 10. AR
- 14. AS REQ BY PO
- 16. Prior to preparation of a formal ECP, the contractor shall notify the Government of its intent to submit a proposal via Advance Change Study Notice (ACSN). Emergency, urgent, compatibility and record type ECPs do not require an ACSN prior to submittal.

ref: 014

- 2. Request for Deviation/Waiver
- 4. DI-E-3129
- 10. AS REQ
- 12. AS REQ
- 13. AS REQ
- 14. AS REQ BY PO

ref: 015

- 2. System Allocation Document
- 4. DI-E-3116
- 8. A
- 10. ONE/R
- 12. 30 days after approval of draft.
- 13. AS REQ
- 14. AS REQ BY PO

ref: 016

- 2. Minutes of Formal Reviews, Inspections and Audits
- 4. DI-E-3118
- 10. AR
- 12. 10 days after each review.
- 14. AS REQ BY PO

ref: 017

2. Agenda, Design Reviews, Configuration Audits and Demonstrations
4. DI-A-3029
10. AR
12. 30 days prior to each review.
14. AS REQ BY PO

ref: 018

2. Configuration Management Accounting Reports (Machine or Manually Prepared)
4. DI-E-3133
14. AS REQ BY PO

3.5.2.6 DATA MANAGEMENT

ref: 019

2. Data Accession List/Internal Data
4. DI-A-3027
10. MTHLY
12. 45 DAC
13. NLT 15th day of each month.
14. DATA MGR 1/0
PC DIV 1/0
ACCI 1/0

3.5.2.7 NOMENCLATURE

ref: 020

2. Request for Nomenclature
4. DI-E-3126A
10. AR
12. 90 days before requirement of the type designation.
14. AS REQ BY PO

3.5.2.8 MANUFACTURING MANAGEMENT

3.5.2.9 COMPUTER RESOURCES MANAGEMENT

3.5.2.10 TRAVEL

3.6. DATA

3.6.1 TECHNICAL PUBLICATIONS

3.6.2 ENGINEERING DATA

ref: 021

- 2. Drawings, Engineering and Associated Lists
- 4. DI-E-7031
- 14. DESC/EPA 1 N/R
DISC/ESM 1 N/R
RADC/RBRA 1 N/R
AS REQ BY PO
- 16. Whenever the generation of a control drawing that relates to the procurement of Parts in the categories listed in para 6.4 of MIL-STD-965 is needed and that generation is approved by the Procuring Activity, a copy of that Control Drawing together with a completed DD Form 2052 will be distributed to DESC, DISC and/or RADC, as appropriate. Selected Item Drawings (SID) IAW DOD-STD-100 shall be the type of Control Drawing provided whenever a drawing is provided that describes a piece part that requires selection, screening, testing, etc. over and above that provided by that part vendor's usual practice relative to the specific part numbered item referenced in the drawing.

3.6.3 MANAGEMENT DATA

3.6.4 SUPPORT DATA

3.6.5 DATA DEPOSITORY

3.7. OPERATIONS / SITE ACTIVATION

Real Property Facilities:

3.7.1 CONTRACTOR TECHNICAL SUPPORT

3.7.2 SITE CONSTRUCTION

3.8. COMMON SUPPORT EQUIPMENT

3.8.1 ORGANIZATIONAL

3.8.2 INTERMEDIATE

3.8.3 DEPOT

3.9 INDUSTRIAL FACILITIES

3.9.1 CONSTRUCTION / CONVERSION / EXPANSION

3.9.2 EQUIPMENT ACQUISITION OR MODERNIZATION

3.9.3 MAINTENANCE

3.10 INITIAL SPARES AND REPAIR PARTS

ACTION MESSAGES AND DIRECTIVES

CAUTION: THE ABOVE PRODUCT IS A PRELIMINARY DRAFT ONLY!
TAKE APPROPRIATE ACTION AS INDICATED BELOW....

3.1. HARDWARE

3.2. TRAINING

3.2.1 EQUIPMENT

3.2.2 SERVICES

3.2.3 FACILITIES

3.3. PECULIAR SUPPORT EQUIPMENT

3.3.1 ORGANIZATIONAL

3.3.2 INTERMEDIATE

3.3.3 DEPOT

3.4. SYSTEM TEST AND EVALUATION

3.4.1 DEVELOPMENT TEST AND EVALUATION

3.4.2 OPERATIONAL TEST AND EVALUATION

3.4.3 MARKUPS

3.4.4 TEST AND EVALUATION SUPPORT

Preoperational Maintenance:

Preoperational Supply Support:

3.4.5 TEST FACILITIES

3.5. SYSTEM / PROJECT MANAGEMENT

3.5.1 SYSTEM ENGINEERING

3.5.1.1 DESIGN ENGINEERING

Human Factors:

Value Engineering:

Parts Control Program:

Electromagnetic Compatibility:

Survivability / Vulnerability:

3.5.1.2 LOGISTICS ENGINEERING

Availability:

Maintainability:

Reliability:

Logistics Support Analysis:

Integrated Logistics Support:

Transportability:

3.5.1.3 SPECIALTY ENGINEERING

System Safety:

Aerospace Meteorological Environment:

Preservation, Packaging, and Packing:

Transportation:

3.5.1.4 MANUFACTURING ENGINEERING

Quality Assurance:

3.5.1.5 SECURITY

General Security:

Communications Security / Tempest:

3.5.1.6 COMMUNICATIONS

Communications Long Lines:

Radio Frequency Management:

3.5.2.1 CONTRACT WORK BREAKDOWN STRUCTURE

3.5.2.2 COST INFORMATION SYSTEMS

3.5.2.3 C/CSC

3.5.2.4 SCHEDULE MANAGEMENT

3.5.2.5 CONFIGURATION MANAGEMENT

CDRL: DI-E-3108 APPLIES. TAILOR AS REQUIRED.

SOW: COORDINATE WITH SYSTEM ENGINEERING. SET FORTH THE CONTRACTOR'S RESPONSIBILITIES AS THE CHAIRMAN OF THE INTERFACE CONTROL WORKING GROUP.

CDRL: DI-E-7031 APPLIES FOR INTERFACE CONTROL DRAWINGS. TAILOR AS REQUIRED.

CDRL: DI-E-3117, SYS SEG SPEC, MAY ALSO BE APPLICABLE. ADD AND

TAILOR WHEN REQUIRED.

CDRL: DI-E-3120A AND DI-E-3119B NORMALLY APPLY. TAILOR AS REQUIRED.

CDRL: THE FOLLOWING DATA ITEMS MAY ALSO BE APPLICABLE:

DI-E-3104,
DI-E-3105,
DI-E-30130A.

CDRL: DI-E-3130A AND DI-E-3120B NORMALLY APPLY. TAILOR AS REQUIRED.

CDRL: THE FOLLOWING DATA ITEMS MAY ALSO BE APPLICABLE:

DI-E-3104,
DI-E-3105,
DI-E-3130,
DI-E-3131,
DI-E-3132,
DI-E-30130A.

CDRL: DATA ITEM DI-E-3106 IS APPLICABLE. TAILOR AS REQUIRED.

CDRL: THE FOLLOWING DATA ITEMS ARE APPLICABLE; TAILOR AS REQUIRED:

DI-E-3121,
DI-E-3122,
DI-E-3123.

SOW: MIL-STD-481A MAY BE USED IN LIEU OF DOD-STD-480A

FOR SOME ACQUISITIONS, HOWEVER

THE PROCUREMENT ACTIVITY MUST THEN ASSUME THE RESPONSIBILITY
FOR DETERMINATION OF POSSIBLE EFFECTS OF THE ENGINEERING CHANGE
ON HIGHER LEVELS OR ASSOCIATED ITEMS. CAUTION: DO NOT USE
MIL-STD-481A WITHOUT CONSULTING WITH THE STAFF OPR.

DO NOT USE MIL-STD-481 AND DOD-STD-480 AT THE SAME TIME!

CDRL: DATA ITEMS DI-E-3127, DI-E-3128, AND DI-E-3129 ARE APPLICABLE.

TAILOR AS REQUIRED.

ADD THE FOLLOWING TO THE BACKUP SHEET OF DATA ITEM DI-E-3128:

PRIOR TO PREPARATION OF A FORMAL ECP, THE CONTRACTOR SHALL
NOTIFY THE GOVERNMENT OF ITS INTENT TO SUBMIT A PROPOSAL
VIA AN ADVANCE CHANGE STUDY NOTICE (ACSN). EMERGENCY,
URGENT, COMPATIBILITY AND RECORD TYPE ECPs DO NOT REQUIRE
AN ACSN PRIOR TO SUBMITTAL.

CDRL: DI-E-3116 APPLIES. TAILOR AS REQUIRED.

SOW: A FUNCTIONAL CONFIGURATION AUDIT (FCA) IS NORMALLY ACCOMPLISHED
DURING FULL SCALE DEVELOPMENT AND IS REQUIRED FOR EACH CI/CPCI.

SOW: A FORMAL QUALIFICATION REVIEW (FQR) IS NORMALLY COMBINED

WITH THE FCA. COORDINATE WITH THE STAFF SYSTEM ENGINEERING, TEST, AND CONFIGURATION MANAGEMENT SPECIALISTS.

SOW: WHEN THE PROTOTYPE OR PREPRODUCTION ARTICLE IS NOT REPRESENTATIVE OF THE PRODUCTION UNIT, THE FCA MUST BE DEFERRED UNTIL THE FIRST PRODUCTION ARTICLE.

SOW: THE FCA SHOULD ALWAYS BE CONDUCTED ON THE ITEM THAT IS REPRESENTATIVE OF THE CONFIGURATION TO BE RELEASED FOR PRODUCTION QUANTITIES.

SOW: THE FCA MUST BE ACCOMPLISHED BEFORE THE PHYSICAL CONFIGURATION AUDIT (PCA).

CDRL: DI-E-3118 AND DI-A-3029 APPLY. COORDINATE WITH SYSTEMS ENGINEERING AND TEST TO ENSURE THAT THESE DATA ITEMS HAVE NOT BEEN DUPLICATED.

SOW: A PHYSICAL CONFIGURATION AUDIT (PCA) WILL BE ACCOMPLISHED ON THE FIRST PRODUCTION ARTICLE DURING THE PRODUCTION PHASE.

SOW: A FORMAL QUALIFICATION REVIEW (FQR) IS GENERALLY COMBINED WITH A FUNCTIONAL CONFIGURATION AUDIT (FCA).

SOW: COORDINATE WITH SYSTEMS ENGINEERING AND TEST TO ENSURE THIS REQUIREMENT HAS NOT BEEN DUPLICATED.

CDRL: DI-E-3118 AND DI-A-3029 APPLY. COORDINATE WITH SYSTEMS ENGINEERING AND TEST TO ENSURE THAT THESE DATA ITEMS HAVE NOT BEEN DUPLICATED.

CDRL: DI-E-3133 APPLIES. TAILOR AS REQUIRED.

CDRL: DI-E-3107 MAY ALSO APPLY.

CDRL: MODIFY DI-E-3133 TO INDICATE WHICH TYPE OF REPORTS ARE REQUIRED AND WHETHER THEY ARE TO BE MANUALLY OR MACHINE PREPARED.

3.5.2.6 DATA MANAGEMENT

CDRL: PREPARATION AND DELIVERY OF DATA ARE FUNCTIONS OF THE CDRL AND ACCOMPLISHED THROUGH THE DATA CALL. A DRAFT CDRL IS AUTOMATICALLY MADE WHEN RUNNING CGADS FOR AN SOW. IT SHOULD BE USED AS A BASE DOCUMENT FOR DATA CALL. CONTACT YOUR PROGRAM OFFICE

DATA MANAGER FOR ASSISTANCE.

CONTRACT: THE GENERAL PROVISIONS OF THE CONTRACT COVER SUCH ITEMS AS:
DATA RIGHTS, PRICING, REQUIREMENTS, AND THE ACCESSION
LIST. CONTACT YOUR BUYER OR PCO FOR ASSISTANCE.

3.5.2.7 NOMENCLATURE

CDRL: DI-E-3216A APPLIES; TAILOR AS REQUIRED.

3.5.2.8 MANUFACTURING MANAGEMENT

3.5.2.9 COMPUTER RESOURCES MANAGEMENT

3.5.2.10 TRAVEL

3.6. DATA

3.6.1 TECHNICAL PUBLICATIONS

3.6.2 ENGINEERING DATA

SOW: NO STATEMENT IS REQUIRED IN THE SOW, HOWEVER ENGINEERING DATA IS
REQUIRED AND MUST BE ACQUIRED THROUGH THE CDRL.

CDRL: THE DATA ITEMS THAT PROVIDE ENGINEERING DATA (DRAWINGS) OR THE
INFORMATION THAT ENABLES THE PROGRAM OFFICE TO DECIDE THE TYPE
OF DATA REQUIRED CONSISTS OF COMBINATIONS OF THE FOLLOWING:
DI-E-7031/M, DI-E-3148, DI-P-3461, DI-P-3472, AND DI-P-3473.

3.6.3 MANAGEMENT DATA

3.6.4 SUPPORT DATA

3.6.5 DATA DEPOSITORY

3.7. OPERATIONS / SITE ACTIVATION

Real Property Facilities:

3.7.1 CONTRACTOR TECHNICAL SUPPORT

3.7.2 SITE CONSTRUCTION

- 3.8. COMMON SUPPORT EQUIPMENT
 - 3.8.1 ORGANIZATIONAL
 - 3.8.2 INTERMEDIATE
 - 3.8.3 DEPOT
- 3.9 INDUSTRIAL FACILITIES
 - 3.9.1 CONSTRUCTION / CONVERSION / EXPANSION
 - 3.9.2 EQUIPMENT ACQUISITION OR MODERNIZATION
 - 3.9.3 MAINTENANCE
- 3.10 INITIAL SPARES AND REPAIR PARTS

THE FOLLOWING IS A LIST OF ALL AREAS AND FUNCTIONAL TASKS. AN "*" IN COLUMN ONE INDICATES TASK COMPLETION.

ENGINEERING FUNCTIONAL TASKS:

- 1. SYSTEMS ENGINEERING
- 2. SYSTEM SAFETY
- 3. HUMAN FACTORS
- 4. VALUE ENGINEERING
- 5. SECURITY
- 6. AVAILABILITY
- 7. MAINTAINABILITY
- 8. RELIABILITY
- 9. PARTS CONTROL PROGRAM
- 10. AEROSPACE METEOROLOGICAL ENVIRONMENT
- 11. ELECTROMAGNETIC COMPATIBILITY (EMC)
- 12. SURVIVABILITY / VULNERABILITY
- 13. COMMUNICATIONS LONG LINES
- 14. COMMUNICATIONS SECURITY / TEMPEST
- 15. RADIO FREQUENCY MANAGEMENT
- 16. TRANSPORTABILITY
- 17. QUALITY ASSURANCE
- 18. TEST AND EVALUATION
- 19. COMPUTER RESOURCES MANAGEMENT
- 20. REAL PROPERTY FACILITIES
- 21. MANUFACTURING MANAGEMENT

CONFIGURATION AND DATA FUNCTIONAL TASKS:

- * 1. CONFIGURATION MANAGEMENT

- * 2. DATA MANAGEMENT
- * 3. ENGINEERING DATA
- * 4. NOMENCLATURE
- * 5. STINFO
- * 6. PHOTOGRAPHIC DOCUMENTATION

PROGRAM MANAGEMENT FUNCTIONAL TASKS:

1. CONTRACT WORK BREAKDOWN STRUCTURE
2. COST INFORMATION SYSTEMS
3. COST / SCHEDULE CONTROL SYSTEMS
4. SCHEDULE MANAGEMENT

LOGISTICS FUNCTIONAL TASKS:

1. LOGISTICS SUPPORT ANALYSIS
2. INTEGRATED LOGISTICS SUPPORT
3. INITIAL SPARE / REPAIR PARTS
4. PREOPERATIONAL MAINTENANCE
5. PREOPERATIONAL SUPPLY SUPPORT
6. SUPPORT BREAKDOWN
7. TECHNICAL ORDERS

PACKAGING AND TRANSPORTATION FUNCTIONAL TASKS:

1. PRESERVATION, PACKAGING, AND PACKING
2. TRANSPORTATION
3. TRAVEL

Appendix I: CGADS Output

Output generated when all responses are "no":

0*****

**

OTHE PRODUCT THAT YOU GENERATED PROVIDES CURRENT REQUIRED DATA IN THE APPROPRIATE FORMAT. IT IS NECESSARY TO TAKE APPROPRIATE ACTION AS INDICATED IN THE "ACTION" MESSAGES AND DIRECTIVES" SECTION BELOW. PLEASE REMEMBER THAT THE DATA WAS SUPPLIED BY ESD OFFICES OF PRIMARY RESPONSIBILITY (OPR). THE DATA IS THE BEST AVAILABLE; IT HAS BEEN REFINED AND EDITED. THE STATEMENT OF WORK IS NEARLY COMPLETE. IT IS CONCISE; REPETITIONS WITHIN APPLIED DOCUMENTS, BETWEEN TASKS, AND WITHIN THE RFP (CDRL, CONTRACT SCHEDULE, IFPP), HAVE BEEN REMOVED. LEVYING A TASK BY CITING A DOCUMENT (E.G., MIL-SPEC) AND PARAGRAPH NUMBERS IS SUFFICIENT. CITING A DATA ITEM IN PARENTHESES; E.G., (DI-A-1001) IS ALL THAT IS ALLOWED FOR STATING THAT A REPORT IS REQUIRED - DO NOT ADD PREPARATION AND OTHER DELIVERY REQUIREMENTS! REFRAIN FROM REPETITION FOR ANY REASON - YOU WILL BE REQUIRED TO REMOVE ANY REPETITION BEFORE APPROVAL BY THE ESD DOCUMENTATION REVIEW COMMITTEE.

0*****

Table of Contents

Paragraph

01.	SCOPE
02.	APPLICABLE DOCUMENTS
03.	REQUIREMENTS
03.1.	ENGINEERING
03.2.	CONFIGURATION AND DATA
3.2.1.	CONFIGURATION MANAGEMENT
3.2.2.	DATA MANAGEMENT
3.2.3.	ENGINEERING DATA
3.2.4.	NOMENCLATURE
3.2.5.	STINFO
3.2.6.	PHOTOGRAPHIC DOCUMENTATION
03.3.	PROGRAM MANAGEMENT
03.4.	LOGISTICS
03.5.	PACKAGING AND TRANSPORTATION
11.	SCOPE

1.1 This Statement of Work covers management programs and controls that the Government requires during this phase of the contract.

1.2 The data to be delivered as a result of performing the tasks prescribed by this statement of work are specified in the Contract Data Requirements List (CDRL). In no case

shall any task prescribed herein be interpreted to require delivery of data.

1.3 The provisions of the applicable documents and their tailored applications, set forth in the paragraphs of Section 3 below, are hereby incorporated into the contract by reference with the same force and effect as though set forth herein in full.

- 12. LISTING OF APPLICABLE DOCUMENTS
0 (SECTION 3 OF THIS DOCUMENT CONTAINS THE TAILORED REQUIREMENTS.)
 - 02.1 STANDARDS
 - NONE
 - 02.2 SPECIFICATIONS
 - NONE
 - 02.3 HANDBOOKS
 - NONE
 - 02.4 OTHER DOCUMENTS
 - NONE
- 13. REQUIREMENTS. THE CONTRACTOR SHALL COMPLY WITH THE FOLLOWING:
 - 03.1. ENGINEERING
 - 03.2. CONFIGURATION AND DATA
 - 3.2.1. CONFIGURATION MANAGEMENT

Configuration Management does not apply.
 - 3.2.2. DATA MANAGEMENT
 - 3.2.3. ENGINEERING DATA

Engineering Data requirements are not applicable.
 - 3.2.4. NOMENCLATURE
 - 3.2.5. STINFO
 - 3.2.6. PHOTOGRAPHIC DOCUMENTATION
 - 03.3. PROGRAM MANAGEMENT
 - 03.4. LOGISTICS
 - 03.5. PACKAGING AND TRANSPORTATION

Table of Contents

Paragraph	

01.	SCOPE
02.	LISTING OF DATA ITEMS
03.	DRAFT CDRL
03.1.	ENGINEERING
03.2.	CONFIGURATION AND DATA
3.2.1.	CONFIGURATION MANAGEMENT
3.2.2.	DATA MANAGEMENT
3.2.3.	ENGINEERING DATA
3.2.4.	NOMENCLATURE
3.2.5.	STINFO
3.2.6.	PHOTOGRAPHIC DOCUMENTATION
03.3.	PROGRAM MANAGEMENT
03.4.	LOGISTICS
03.5.	PACKAGING AND TRANSPORTATION
11.	SCOPE

The following is the draft Contract Data Requirements List (CDRL) that you generated. It is intended to assist you to determine which data items and CDRL block entries are applicable to this procurement. It is not intended to replace the Data Call or to change existing Data Management Procedures or your introduction to the contract CDRL.

12.	LISTING OF DATA ITEMS
0	(SECTION 3 OF THIS DOCUMENT CONTAINS THE DRAFT CDRL.)
13.	DRAFT CDRL
0	The information below can be transferred to a word processor for refinement and completion. The following are descriptions of the CDRL data item entries:
	1. Sequence Number
	2. Title or Description of Data
	3. Subtitle
	4. Authority (Data Item Number)
	5. Contract Reference
	6. Technical Office
	7. DD Fm 250 Requirement
	8. Approval Code
	9. Integrated Associate Contractor
	10. Frequency
	11. As of Date
	12. Date of First Submission
	13. Date of Subsequent Submissions/Event I.D.
	14. Distribution and Addressees (Regular/Repro)
	15. Total
	16. Remarks
03.1.	ENGINEERING
03.2.	CONFIGURATION AND DATA

3.2.1. CONFIGURATION MANAGEMENT

3.2.2. DATA MANAGEMENT

3.2.3. ENGINEERING DATA

3.2.4. NOMENCLATURE

3.2.5. STINFO

3.2.6. PHOTOGRAPHIC DOCUMENTATION

03.3. PROGRAM MANAGEMENT

03.4. LOGISTICS

03.5. PACKAGING AND TRANSPORTATION

0*****
**

ACTION MESSAGES AND DIRECTIVES

CAUTION: THE ABOVE PRODUCT IS A PRELIMINARY DRAFT ONLY!

TAKE APPROPRIATE ACTION AS INDICATED BELOW....

0*****
**

YOU DID NOT RUN THIS TASK:
SYSTEMS ENGINEERING

**

YOU DID NOT RUN THIS TASK:
SYSTEM SAFETY

**

YOU DID NOT RUN THIS TASK:
HUMAN FACTORS

**

YOU DID NOT RUN THIS TASK:
VALUE ENGINEERING

**

YOU DID NOT RUN THIS TASK:
SECURITY

**

YOU DID NOT RUN THIS TASK:
AVAILABILITY

**

YOU DID NOT RUN THIS TASK:

MAINTAINABILITY

**

YOU DID NOT RUN THIS TASK:
RELIABILITY

**

YOU DID NOT RUN THIS TASK:
PARTS CONTROL PROGRAM

**

YOU DID NOT RUN THIS TASK:
AEROSPACE METEOROLOGICAL ENVIRONMENT

**

YOU DID NOT RUN THIS TASK:
ELECTROMAGNETIC COMPATIBILITY (EMC)

**

YOU DID NOT RUN THIS TASK:
SURVIVABILITY/VULNERABILITY

**

YOU DID NOT RUN THIS TASK:
COMMUNICATIONS LONG LINES

**

YOU DID NOT RUN THIS TASK:
COMMUNICATIONS SECURITY/TEMPEST

**

YOU DID NOT RUN THIS TASK:
RADIO FREQUENCY MANAGEMENT

**

YOU DID NOT RUN THIS TASK:
TRANSPORTABILITY

**

YOU DID NOT RUN THIS TASK:
QUALITY ASSURANCE

**

YOU DID NOT RUN THIS TASK:
TEST AND EVALUATION

**

YOU DID NOT RUN THIS TASK:
COMPUTER RESOURCES MANAGEMENT

**

YOU DID NOT RUN THIS TASK:
REAL PROPERTY FACILITIES

```
*****
**
YOU DID NOT RUN THIS TASK:
MANUFACTURING MANAGEMENT
*****
**
3.2.1. CONFIGURATION MANAGEMENT
0*****
**
3.2.2. DATA MANAGEMENT
0*****
**
3.2.3. ENGINEERING DATA
0*****
**
3.2.4. NOMENCLATURE
0*****
**
3.2.5. STINFO
0*****
**
3.2.6. PHOTOGRAPHIC DOCUMENTATION
0*****
**
YOU DID NOT RUN THIS TASK:
CONTRACT WORK BREAKDOWN STRUCTURE (CWBS)
*****
**
YOU DID NOT RUN THIS TASK:
COST INFORMATION SYSTEMS
*****
**
YOU DID NOT RUN THIS TASK:
COST/SCHEDULE CONTROL SYSTEM (C/SCSC)
*****
**
YOU DID NOT RUN THIS TASK:
SCHEDULE MANAGEMENT
*****
**
YOU DID NOT RUN THIS TASK:
LOGISTICS SUPPORT ANALYSIS
*****
**
YOU DID NOT RUN THIS TASK:
INTEGRATED LOGISTICS SUPPORT (ILS)
*****
**
YOU DID NOT RUN THIS TASK:
INITIAL SPARE/REPAIR PARTS
*****
**
YOU DID NOT RUN THIS TASK:
```


PREOPERATIONAL MAINTENANCE

**

YOU DID NOT RUN THIS TASK:
PREOPERATIONAL SUPPLY SUPPORT

**

YOU DID NOT RUN THIS TASK:
SUPPORT EQUIPMENT (SE)

**

YOU DID NOT RUN THIS TASK:
TECHNICAL ORDERS

**

YOU DID NOT RUN THIS TASK:
TRAINING

**

YOU DID NOT RUN THIS TASK:
PRESERVATION, PACKAGING AND PACKING

**

YOU DID NOT RUN THIS TASK:
TRANSPORTATION

**

YOU DID NOT RUN THIS TASK:
TRAVEL

Output generated when all responses are "yes":

0*****
**

OTHE PRODUCT THAT YOU GENERATED PROVIDES CURRENT REQUIRED DATA IN THE APPROPRIATE FORMAT. IT IS NECESSARY TO TAKE APPROPRIATE ACTION AS INDICATED IN THE "ACTION MESSAGES AND DIRECTIVES" SECTION BELOW. PLEASE REMEMBER THAT THE DATA WAS SUPPLIED BY ESD OFFICES OF PRIMARY RESPONSIBILITY (OPR). THE DATA IS THE BEST AVAILABLE; IT HAS BEEN REFINED AND EDITED. THE STATEMENT OF WORK IS NEARLY COMPLETE. IT IS CONCISE; REPETITIONS WITHIN APPLIED DOCUMENTS, BETWEEN TASKS, AND WITHIN THE RFP (CDRL, CONTRACT SCHEDULE, IFPP), HAVE BEEN REMOVED. LEVYING A TASK BY CITING A DOCUMENT (E.G., MIL-SPEC) AND PARAGRAPH NUMBERS IS SUFFICIENT. CITING A DATA ITEM IN PARENTHESES; E.G., (DI-A-1001) IS ALL THAT IS ALLOWED FOR STATING THAT A REPORT IS REQUIRED - DO NOT ADD PREPARATION AND OTHER DELIVERY REQUIREMENTS! REFRAIN FROM REPETITION FOR ANY REASON - YOU WILL BE REQUIRED TO REMOVE ANY REPETITION BEFORE APPROVAL BY THE ESD DOCUMENTATION REVIEW COMMITTEE.

0*****

Table of Contents

Paragraph

- 01. SCOPE
- 02. APPLICABLE DOCUMENTS
- 03. REQUIREMENTS
 - 03.1. ENGINEERING
 - 03.2. CONFIGURATION AND DATA
 - 3.2.1. CONFIGURATION MANAGEMENT
 - 3.2.2. DATA MANAGEMENT
 - 3.2.3. ENGINEERING DATA
 - 3.2.4. NOMENCLATURE
 - 3.2.5. STINFO
 - 3.2.6. PHOTOGRAPHIC DOCUMENTATION
 - 03.3. PROGRAM MANAGEMENT
 - 03.4. LOGISTICS
 - 03.5. PACKAGING AND TRANSPORTATION
- 11. SCOPE

1.1 This Statement of Work covers management programs and controls that the Government requires during this phase of the contract.

1.2 The data to be delivered as a result of performing the tasks prescribed by this statement of work are specified in the Contract Data Requirements List (CDRL). In no case shall any task prescribed herein be interpreted to require delivery of data.

1.3 The provisions of the applicable documents and their tailored applications, set forth in the paragraphs of Section 3 below, are hereby incorporated into the contract by reference with the same force and effect as though set forth herein in full.

12. LISTING OF APPLICABLE DOCUMENTS

0 (SECTION 3 OF THIS DOCUMENT CONTAINS THE TAILORED REQUIREMENTS.)

02.1 STANDARDS

DOD-STD-480A Configuration Control Engineering
12 Apr 78 Changes, Deviations and Waivers

MIL-STD-1521A Technical Reviews and Audits for Systems
1 Jun 76 Equipments and Computer Programs
Notice 1
29 Sep 78
Notice 2
21 Dec 81

MIL-STD-196C Joint Electronic Type Designation System
22 Apr 71

MIL-STD-483 Configuration Management Practices for
31 Dec 70 Systems, Equipment, Munitions, and
Notice 2 Computer Programs
21 Mar 79

MIL-STD-490 Specification Practices
30 Oct 68
Notice 2
18 May 72

02.2 SPECIFICATIONS

MIL-N-7513F Nomenclature Assignment, Contractor's
14 Nov 80 Method for Obtaining

02.3 HANDBOOKS

MIL-HDBK-H6 Federal Item Identification Guides for
Jul 80 Supply Categorizing

02.4 OTHER DOCUMENTS

NONE

13. REQUIREMENTS. THE CONTRACTOR SHALL COMPLY WITH THE FOLLOWING:

03.1. ENGINEERING

03.2. CONFIGURATION AND DATA

3.2.1. CONFIGURATION MANAGEMENT

DOD-STD-480A Configuration Control Engineering
12 Apr 78 Changes, Deviations and Waivers

ALL

MIL-STD-1521A
1 Jun 76
Notice 1
29 Sep 78
Notice 2
21 Dec 81

Technical Reviews and Audits for Systems
Equipments and Computer Programs

SECT 1-6 Scope-Dtl'd Rqmnts
SECT 1-6 Scope-Gen Rqmnts
APPENDIX E FCA
APPENDIX G FQR

MIL-STD-483
31 Dec 70
Notice 2
21 Mar 79

Configuration Management Practices for
Systems, Equipment, Munitions, and
Computer Programs

PARA

1. Scope
 - 3.1 Intro
 - 3.1.1 & APP I CMP
 - 3.2 Baseline Mgt
 - 3.3 & APP II Sys Eng & Int Cn
 - 3.3 Sys Eng & Intfc Cont
 - 3.3.1 Sys Eng
 - 3.3.2 & APP I Intfc Cntl/CMP
 - 3.4 Config Ident
 - 3.4.1 & APP III Fctnl Conf Id
 - 3.4.2 Allocated Conf Ident
 - 3.4.3 Product CI
 - 3.4.4 Precedence
 - 3.4.5 & APP IV Addm to CI
 - 3.4.6 & APP V Inv Item Ident
 - 3.4.7 & APPS VI & XVI CPCI
 - 3.4.8 Spec Form
 - 3.4.9 Spec Authentication
 - 3.5 & APP VII Spec Maint
 - 3.5 & APP VIII Spec Maint
 - 3.5 Spec Maintenance
 - 3.6 & APP IX CI Ident
 - 3.6 Config Item Ident
 - 3.7 & APP X Eng rls rqmnts
 - 3.8 & APP XI Sys Alloc Docmnt
 - 3.10 & APPS XIII & XIV Eng Chg
 - 3.11 & APP XV
 - 3.12 Config Mgt Rcrds/Rprts
 - 3.13 Advnc Chng Stdy Ntc
 - 3.15 QA Provisions
4. Data
 4. Data Rprtnng Updtd Chngs
 - 5.1 Terms
 - 5.1.a Advnc Chng Stdy Ntc
 - 5.1.g CI Spec Addendum
 - 5.1.h Terms/CMP
 - 5.1.m Sys Alloc Document

5.1.0 Updating Changes

MIL-STD-490
30 Oct 68
Notice 2
18 May 72

Specification Practices

PARA

1.-1.4 Scope
3. Requirements
3.1 Intro
3.1.1 Config Ident
3.1.1.2 Allocated CI
3.1.2 Coverage of Specs
3.1.3 Types
3.1.3.1 & APP I Type A Sys Spc
3.1.3.2 Dev Specs
3.1.3.3 Product Spec
3.1.3.3.1.1 & APP VII PIP Func
3.1.3.3.1.2 & APP VIII PIP Fab
3.1.3.3.2.1 & APP IX CIP Func
3.1.3.3.2.2 & APP X CIP Fab
3.1.3.3.3 & APP XI N-Com P Fab
3.1.3.3.4 & APP XII Inv Itm Sp
3.1.3.3.4 Inv Item Spec
3.1.4 Two Part Specs
3.2-3.2.16.8 Styl Frmt & Ident
3.3-3.3.3 Changes & Revisions
4.-4.1.2.2 Gen Requirements
4.2-4.2.3 Applicable Documents
4.2.3 List of References
4.2.3.1 Ex 2 Gov Documents
4.2.3.1 Ex 2 Non-Gov Documents
4.2.3.2 Ex 2 Non-Gov Documents
4.3 Requirements
4.3-4.3.11 Requirements
4.4-4.4.2 QA Provisions
4.5-4.5.3.3 Prep for Delivery
4.6-4.6.5 Notes
4.7-4.7.3 APP & Index
5. Detail Requirements
5.1 Detail Requirement (Genl)
5.1 General

The following data items are applicable; see the CDRL:

DI-A-3029	Agenda, Design Reviews, Configuration Audits and Demonstrations
DI-E-3101	System Specification
DI-E-3102A	Configuration Item Development Specification (B1^0)

DI-E-3103A	Configuration Item Product Fabrication Specification (C1B)
DI-E-3106	Specification Maintenance Document
DI-E-3108	Configuration Management Plan
DI-E-3116	System Allocation Document
DI-E-3118	Minutes of Formal Reviews, Inspections and Audits
DI-E-3119B	Computer Program Development Specification (Type B5)
DI-E-3120B	Computer Program Product Specification (C5)
DI-E-3121	Version Description Document (Computer Programs)
DI-E-3122	Configuration Index (Computer Program)
DI-E-3123	Change Status Report (Computer Program)
DI-E-3127	Advance Change Study Notice
DI-E-3128	Engineering Change Proposal (ECP)
DI-E-3129	Request for Deviation/Waiver
DI-E-3133	Configuration Management Accounting Reports (Machine or Manually Prepared)
DI-E-7031	Drawings, Engineering and Associated Lists

The contractor shall establish and chair an Interface Control Working Group (ICWG) which shall have the following responsibilities:

Reference MIL-STD-483, PARA 3.15 (Quality Assurance Provisions); change as follows: A verification matrix shall be included in Section 4 of all specifications prepared per the appendices of this standard.

Reference MIL-STD-483, PARA 3.15 (Quality Assurance Provisions); change as follows: A verification matrix shall be included in Section

4 of all specifications prepared per the appendices of this standard.

The allocated specifications shall be prepared as Part I of two part specifications IAW para 3.1.4. of MIL-STD-490.

Reference MIL-STD-483, PARA 3.15 (Quality Assurance Provisions); change as follows: A verification matrix shall be included in Section 4 of all specifications prepared per the appendices of this standard.

The product specifications shall be prepared as Part II of two part specifications IAW para 3.1.4. of MIL-STD-490.

3.2.2. DATA MANAGEMENT

The following data items are applicable; see the CDRL:

DI-A-3027	Data Accession List/Internal Data
-----------	-----------------------------------

See the Contract Data Requirements List (CDRL), the Schedule and General Provisions of the contract for data requirements.

3.2.3. ENGINEERING DATA

The following data items are applicable; see the CDRL:

DI-E-7031	Drawings, Engineering and Associated Lists
-----------	--

See the CDRL for Engineering Data requirements.

3.2.4. NOMENCLATURE

MIL-STD-196C 22 Apr 71	Joint Electronic Type Designation System
---------------------------	--

ALL

MIL-N-7513F 14 Nov 80	Nomenclature Assignment, Contractor's Method for Obtaining
--------------------------	--

ALL

MIL-HDBK-H6 Jul 80	Federal Item Identification Guides for Supply Categorizing
-----------------------	--

ALL

The following data items are applicable; see the CDRL:

DI-E-3126A	Request for Nomenclature
------------	--------------------------

3.2.5. STINFO

The following data items are applicable; see the CDRL:

DI-S-3591A	Technical Reports
------------	-------------------

See the Schedule of the contract, Section H.48 and the CDRL.

3.2.6. PHOTOGRAPHIC DOCUMENTATION

The following data items are applicable; see the CDRL:

DI-A-3006	Photographic Plan
DI-A-3011	Still Photo Coverage
DI-A-3013	Motion Picture Coverage (Footage)

Plan, manage, and accomplish photographic documentation of selected program milestones. The documentation shall be integrated with the Development Test and Evaluation (DT&E) programs. Ensure that subcontractor efforts are complementary.

- 03.3. PROGRAM MANAGEMENT
- 03.4. LOGISTICS
- 03.5. PACKAGING AND TRANSPORTATION

Table of Contents

Paragraph

-
- 01. SCOPE
- 02. LISTING OF DATA ITEMS
- 03. DRAFT CDRL
- 03.1. ENGINEERING
- 03.2. CONFIGURATION AND DATA
 - 3.2.1. CONFIGURATION MANAGEMENT
 - 3.2.2. DATA MANAGEMENT
 - 3.2.3. ENGINEERING DATA
 - 3.2.4. NOMENCLATURE
 - 3.2.5. STINFO
 - 3.2.6. PHOTOGRAPHIC DOCUMENTATION
- 03.3. PROGRAM MANAGEMENT
- 03.4. LOGISTICS
- 03.5. PACKAGING AND TRANSPORTATION
- 11. SCOPE
-

The following is the draft Contract Data Requirements List (CDRL) that you generated. It is intended to assist you

to determine which data items and CDRL block entries are applicable to this procurement. It is not intended to replace the Data Call or to change existing Data Management Procedures or your introduction to the contract CDRL.

12.
0

LISTING OF DATA ITEMS
(SECTION 3 OF THIS DOCUMENT CONTAINS
THE DRAFT CDRL.)

DI-A-3006	Photographic Plan
DI-A-3011	Still Photo Coverage
DI-A-3013	Motion Picture Coverage (Footage)
DI-A-3027	Data Accession List/Internal Data
DI-A-3029	Agenda, Design Reviews, Configuration Audits and Demonstrations
DI-E-3101	System Specification
DI-E-3102A	Configuration Item Development Specification (B1*0)
DI-E-3103A	Configuration Item Product Fabrication Specification (C1B)
DI-E-3106	Specification Maintenance Document
DI-E-3108	Configuration Management Plan
DI-E-3116	System Allocation Document
DI-E-3118	Minutes of Formal Reviews, Inspections and Audits
DI-E-3119B	Computer Program Development Specification (Type B5)
DI-E-3120B	Computer Program Product Specification (C5)
DI-E-3121	Version Description Document (Computer Programs)
DI-E-3122	Configuration Index (Computer Program)
DI-E-3123	Change Status Report

(Computer Program)

DI-E-3126A Request for Nomenclature

DI-E-3127 Advance Change Study Notice

DI-E-3128 Engineering Change Proposal
(ECP)

DI-E-3129 Request for Deviation/Waiver

DI-E-3133 Configuration Management
Accounting Reports
(Machine or Manually Prepared)

DI-E-7031 Drawings, Engineering and
Associated Lists

DI-S-3591A Technical Reports

13.
0

DRAFT CDRL

The information below can be transferred to a word processor for refinement and completion. The following are descriptions of the CDRL data item entries:

1. Sequence Number
2. Title or Description of Data
3. Subtitle
4. Authority (Data Item Number)
5. Contract Reference
6. Technical Office
7. DD Fm 250 Requirement
8. Approval Code
9. Integrated Associate Contractor
10. Frequency
11. As of Date
12. Date of First Submission
13. Date of Subsequent Submissions/Event I.D.
14. Distribution and Addressees (Regular/Repro)
15. Total
16. Remarks

03.1. ENGINEERING
03.2. CONFIGURATION AND DATA
3.2.1. CONFIGURATION MANAGEMENT

2. Configuration Management Plan
4. DI-E-3108
10. ONE/R
12. 30 DAC
14. AS REQ BY PO

2. Drawings, Engineering and Associated Lists
4. DI-E-7031
14. DESC/EPA 1 N/R

DISC/ESM 1 N/R
RADC/RBRA 1 N/R
AS REQ BY PO

16. Whenever the generation of a control drawing that relates to the procurement of Parts in the categories listed in para 6.4 of MIL-STD-965 is needed and that generation is approved by the Procuring Activity, a copy of that Control Drawing together with a completed DD Form 2052 will be distributed to DESC, DISC and/or RADC, as appropriate. Selected Item Drawings (SID) IAW DOD-STD-100 shall be the type of Control Drawing provided whenever a drawing is provided that describes a piece part that requires selection, screening, testing, etc. over and above that provided by that part vendor's usual practice relative to the specific part numbered item referenced in the drawing.

2. System Specification

4. DI-E-3101/M. The final copy shall include all system design analysis and trade-off studies.
7. SD
10. ONE/R
12. AS REQ BY PO
14. AS REQ BY PO

2. Configuration Item Development Specification (B1)

4. DI-E-3102A
10. ONE/R
12. 90 days prior to end of contract. Revisions as required. The specification shall be prepared as Part 1 of two part specifications in accordance with para 3.1.4.
14. AS REQ BY PO

2. Computer Program Development Specification (Type B5)

4. DI-E-3119B
10. ONE/R
12. 90 days prior to end of contract. Revisions as required. The specification shall be prepared as Part I of two part specifications IAW para 3.1.4.
14. AS REQ BY PO

2. Configuration Item Product Fabrication Specification (C1B)

4. DI-E-3103A
10. ONE/R
12. 30 days prior to CDR. The specification shall be prepared as Part II of two part specifications IAW para 3.1.4.
14. AS REQ BY PO

2. Computer Program Product Specification (C5)

4. DI-E-3120B
10. ONE/R
12. 30 days prior to CDR. The specification shall be prepared as Part II of two part specifications IAW para 3.1.4.
14. AS REQ BY PO

- 2. Specification Maintenance Document
 - 4. DI-E-3106
 - 10. AS REQ
 - 12. With ECP
 - 14. Contractor shall distribute final SCN to all specification holders.

- 2. Version Description Document (Computer Programs)
 - 4. DI-E-3121
 - 8. A
 - 10. AS REQ
 - 12. Submit with release of each version of a CPCI and each release of an interim change (i.e., changes that occur between CPCI versions).
 - 14. AS REQ BY PO

- 2. Configuration Index (Computer Program)
 - 4. DI-E-3122
 - 10. AS REQ
 - 12. AS REQ
 - 13. AS REQ
 - 14. AS REQ BY PO

- 2. Change Status Report (Computer Program)
 - 4. DI-I-3123
 - 10. AS REQ
 - 14. AS REQ BY PO

- 2. Advance Change Study Notice
 - 4. DI-E-3127
 - 10. AS REQ
 - 12. AS REQ
 - 13. AS REQ

- 2. Engineering Change Proposal (ECP)
 - 4. DI-E-3128
 - 10. AR
 - 14. AS REQ BY PO
 - 16. Prior to preparation of a formal ECP, the contractor shall notify the Government of its intent to submit a proposal via Advance Change Study Notice (ACSN). Emergency, urgent, compatibility and record type ECPs do not require an ACSN prior to submittal.

- 2. Request for Deviation/Waiver
 - 4. DI-E-3129
 - 10. AS REQ
 - 12. AS REQ
 - 13. AS REQ
 - 14. AS REQ BY PO

- 2. System Allocation Document
 - 4. DI-E-3116
 - 8. A

- 10. ONE/R
- 12. 30 days after approval of draft.
- 13. AS REQ
- 14. AS REQ BY PO

2. Minutes of Formal Reviews, Inspections and Audits

- 4. DI-E-3118
- 10. AR
- 12. 10 days after each review.
- 14. AS REQ BY PO

2. Agenda, Design Reviews, Configuration Audits and Demonstrations

- 4. DI-A-3029
- 10. AR
- 12. 30 days prior to each review.
- 14. AS REQ BY PO

2. Minutes of Formal Reviews, Inspections and Audits

- 4. DI-E-3118
- 10. AR
- 12. 10 days after each review.
- 14. AS REQ BY PO

2. Agenda, Design Reviews, Configuration Audits and Demonstrations

- 4. DI-A-3029
- 10. AR
- 12. 30 days prior to each review.
- 14. AS REQ BY PO

2. Configuration Management Accounting Reports (Machine or Manually Prepared)

- 4. DI-E-3133
- 14. AS REQ BY PO

3.2.2. DATA MANAGEMENT

2. Data Accession List/Internal Data

- 4. DI-A-3027
- 10. MTHLY
- 12. 45 DAC
- 13. NLT 15th day of each month.
- 14. DATA MGR 1/0
PC DIV 1/0
ACCI 1/0

3.2.3. ENGINEERING DATA

2. Drawings, Engineering and Associated Lists

- 4. DI-E-7031
- 14. DESC/EPA 1 N/R
DISC/ESM 1 N/R

RADC/RBRA 1 N/R

AS REQ BY PO

16. Whenever the generation of a control drawing that relates to the procurement of Parts in the categories listed in para 6.4 of MIL-STD-965 is needed and that generation is approved by the Procuring Activity, a copy of that Control Drawing together with a completed DD Form 2052 will be distributed to DESC, DISC and/or RADC, as appropriate. Selected Item Drawings (SID) IAW DOD-STD-100 shall be the type of Control Drawing provided whenever a drawing is provided that describes a piece part that requires selection, screening, testing, etc. over and above that provided by that part vendor's usual practice relative to the specific part numbered item referenced in the drawing.

3.2.4. NOMENCLATURE

2. Request for Nomenclature

4. DI-E-3126A

10. AR

12. 90 days before requirement of the type designation.

14. AS REQ BY PO

3.2.5. STINFO

2. Technical Reports

3. Facilities Design Review

4. DI-S-3591A/M

10. Periodic - 2 times during design phase - 2 times during construction.

12. Within 30 days of design review or construction surveillance.

13. Within 30 days of design review or construction surveillance.

14. ESD/DE 6/0

AS REQ BY PO

3.2.6. PHOTOGRAPHIC DOCUMENTATION

2. Photographic Plan

4. DI-A-3006

10. ONE/R

14. AS REQ BY PO

2. Still Photo Coverage

4. DI-A-3011

10. AR

14. AS REQ BY PO

2. Motion Picture Coverage (Footage)

4. DI-A-3013

10. AR

14. AS REQ BY PO

- 03.3. PROGRAM MANAGEMENT
- 03.4. LOGISTICS
- 03.5. PACKAGING AND TRANSPORTATION

0*****
**

ACTION MESSAGES AND DIRECTIVES

CAUTION: THE ABOVE PRODUCT IS A PRELIMINARY DRAFT ONLY!

TAKE APPROPRIATE ACTION AS INDICATED BELOW...

0*****
**

YOU DID NOT RUN THIS TASK:
SYSTEMS ENGINEERING

**

YOU DID NOT RUN THIS TASK:
SYSTEM SAFETY

**

YOU DID NOT RUN THIS TASK:
HUMAN FACTORS

**

YOU DID NOT RUN THIS TASK:
VALUE ENGINEERING

**

YOU DID NOT RUN THIS TASK:
SECURITY

**

YOU DID NOT RUN THIS TASK:
AVAILABILITY

**

YOU DID NOT RUN THIS TASK:
MAINTAINABILITY

**

YOU DID NOT RUN THIS TASK:
RELIABILITY

**

YOU DID NOT RUN THIS TASK:
PARTS CONTROL PROGRAM

**

YOU DID NOT RUN THIS TASK:
AEROSPACE METEOROLOGICAL ENVIRONMENT

**

YOU DID NOT RUN THIS TASK:

ELECTROMAGNETIC COMPATIBILITY (EMC)

**

YOU DID NOT RUN THIS TASK:
SURVIVABILITY/VULNERABILITY

**

YOU DID NOT RUN THIS TASK:
COMMUNICATIONS LONG LINES

**

YOU DID NOT RUN THIS TASK:
COMMUNICATIONS SECURITY/TEMPEST

**

YOU DID NOT RUN THIS TASK:
RADIO FREQUENCY MANAGEMENT

**

YOU DID NOT RUN THIS TASK:
TRANSPORTABILITY

**

YOU DID NOT RUN THIS TASK:
QUALITY ASSURANCE

**

YOU DID NOT RUN THIS TASK:
TEST AND EVALUATION

**

YOU DID NOT RUN THIS TASK:
COMPUTER RESOURCES MANAGEMENT

**

YOU DID NOT RUN THIS TASK:
REAL PROPERTY FACILITIES

**

YOU DID NOT RUN THIS TASK:
MANUFACTURING MANAGEMENT

**

3.2.1. CONFIGURATION MANAGEMENT
CDRL: DI-E-3108 APPLIES. TAILOR AS REQUIRED.

SOW: COORDINATE WITH SYSTEM ENGINEERING. SET FORTH THE CONTRACTOR'S
RESPONSIBILITIES AS THE CHAIRMAN OF THE INTERFACE CONTROL WORK-
ING GROUP.

CDRL: DI-E-7031 APPLIES FOR INTERFACE CONTROL DRAWINGS. TAILOR AS
REQUIRED.

CDRL: DI-E-3117, SYS SEG SPEC, MAY ALSO BE APPLICABLE. ADD AND TAILOR WHEN REQUIRED.

CDRL: DI-E-3120A AND DI-E-3119B NORMALLY APPLY. TAILOR AS REQUIRED.

CDRL: THE FOLLOWING DATA ITEMS MAY ALSO BE APPLICABLE:

DI-E-3104,
DI-E-3105,
DI-E-30130A.

CDRL: DI-E-3130A AND DI-E-3120B NORMALLY APPLY. TAILOR AS REQUIRED.

CDRL: THE FOLLOWING DATA ITEMS MAY ALSO BE APPLICABLE:

DI-E-3104,
DI-E-3105,
DI-E-3130,
DI-E-3131,
DI-E-3132,
DI-E-30130A.

CDRL: DATA ITEM DI-E-3106 IS APPLICABLE. TAILOR AS REQUIRED.

CDRL: THE FOLLOWING DATA ITEMS ARE APPLICABLE; TAILOR AS REQUIRED:

DI-E-3121,
DI-E-3122,
DI-E-3123.

SOW: MIL-STD-481A MAY BE USED IN LIEU OF DOD-STD-480A FOR SOME ACQUISITIONS, HOWEVER THE PROCUREMENT ACTIVITY MUST THEN ASSUME THE RESPONSIBILITY FOR DETERMINATION OF POSSIBLE EFFECTS OF THE ENGINEERING CHANGE ON HIGHER LEVELS OR ASSOCIATED ITEMS. CAUTION: DO NOT USE MIL-STD-481A WITHOUT CONSULTING WITH THE STAFF OPR. DO NOT USE MIL-STD-481 AND DOD-STD-480 AT THE SAME TIME!

CDRL: DATA ITEMS DI-E-3127, DI-E-3128, AND DI-E-3129 ARE APPLICABLE. TAILOR AS REQUIRED.

ADD THE FOLLOWING TO THE BACKUP SHEET OF DATA ITEM DI-E-3128: PRIOR TO PREPARATION OF A FORMAL ECP, THE CONTRACTOR SHALL NOTIFY THE GOVERNMENT OF ITS INTENT TO SUBMIT A PROPOSAL VIA AN ADVANCE CHANGE STUDY NOTICE (ACSN). EMERGENCY, URGENT, COMPATIBILITY AND RECORD TYPE ECPs DO NOT REQUIRE AN ACSN PRIOR TO SUBMITTAL.

CDRL: DI-E-3116 APPLIES. TAILOR AS REQUIRED.

SOW: A FUNCTIONAL CONFIGURATION AUDIT (FCA) IS NORMALLY ACCOMPLISHED DURING FULL SCALE DEVELOPMENT AND IS REQUIRED FOR EACH CI/CPCI.

SOW: A FORMAL QUALIFICATION REVIEW (FQR) IS NORMALLY COMBINED WITH THE FCA. COORDINATE WITH THE STAFF SYSTEM ENGINEERING, TEST, AND CONFIGURATION MANAGEMENT SPECIALISTS.

SOW: WHEN THE PROTOTYPE OR PREPRODUCTION ARTICLE IS NOT REPRESENTATIVE OF THE PRODUCTION UNIT, THE FCA MUST BE DEFERRED UNTIL THE FIRST PRODUCTION ARTICLE.

SOW: THE FCA SHOULD ALWAYS BE CONDUCTED ON THE ITEM THAT IS REPRESENTATIVE OF THE CONFIGURATION TO BE RELEASED FOR PRODUCTION QUANTITIES.

SOW: THE FCA MUST BE ACCOMPLISHED BEFORE THE PHYSICAL CONFIGURATION AUDIT (PCA).

CDRL: DI-E-3118 AND DI-A-3029 APPLY. COORDINATE WITH SYSTEMS ENGINEERING AND TEST TO ENSURE THAT THESE DATA ITEMS HAVE NOT BEEN DUPLICATED.

SOW: A PHYSICAL CONFIGURATION AUDIT (PCA) WILL BE ACCOMPLISHED ON THE FIRST PRODUCTION ARTICLE DURING THE PRODUCTION PHASE.

SOW: A FORMAL QUALIFICATION REVIEW (FQR) IS GENERALLY COMBINED WITH A FUNCTIONAL CONFIGURATION AUDIT (FCA).

SOW: COORDINATE WITH SYSTEMS ENGINEERING AND TEST TO ENSURE THIS REQUIREMENT HAS NOT BEEN DUPLICATED.

CDRL: DI-E-3118 AND DI-A-3029 APPLY. COORDINATE WITH SYSTEMS ENGINEERING AND TEST TO ENSURE THAT THESE DATA ITEMS HAVE NOT BEEN DUPLICATED.

CDRL: DI-E-3133 APPLIES. TAILOR AS REQUIRED.

CDRL: DI-E-3107 MAY ALSO APPLY.

CDRL: MODIFY DI-E-3133 TO INDICATE WHICH TYPE OF REPORTS ARE REQUIRED AND WHETHER THEY ARE TO BE MANUALLY OR MACHINE PREPARED.

0*****
**

3.2.2. DATA MANAGEMENT

CDRL: PREPARATION AND DELIVERY OF DATA ARE FUNCTIONS OF THE CDRL AND ACCOMPLISHED THROUGH THE DATA CALL. A DRAFT CDRL IS AUTOMATICALLY MADE WHEN RUNNING CGADS FOR AN SOW. IT SHOULD BE USED AS A BASE DOCUMENT FOR DATA CALL. CONTACT YOUR PROGRAM OFFICE DATA MANAGER FOR ASSISTANCE.

CONTRACT: THE GENERAL PROVISIONS OF THE CONTRACT COVER SUCH ITEMS AS: DATA RIGHTS, PRICING, REQUIREMENTS, AND THE ACCESSION LIST. CONTACT YOUR BUYER OR PCO FOR ASSISTANCE.

0*****
**

3.2.3. ENGINEERING DATA

SOW: NO STATEMENT IS REQUIRED IN THE SOW, HOWEVER ENGINEERING DATA IS REQUIRED AND MUST BE ACQUIRED THROUGH THE CDRL.

CDRL: THE DATA ITEMS THAT PROVIDE ENGINEERING DATA (DRAWINGS) OR THE INFORMATION THAT ENABLES THE PROGRAM OFFICE TO DECIDE THE TYPE OF DATA REQUIRED CONSISTS OF COMBINATIONS OF THE FOLLOWING:

DI-E-7031/M, DI-E-3148, DI-P-3461, DI-P-3472, AND DI-P-3473.

0*****
**

3.2.4. NOMENCLATURE

CDRL: DI-E-3216A APPLIES; TAILOR AS REQUIRED.

0*****
**

3.2.5. STINFO

TASK LAST MODIFIED ON: 83/11/25

CDRL: DI-S-3591 IS USED TO ACQUIRE STINFO. THIS DATA ITEM MUST BE
REVIEWED AND APPROVED BY THE PROJECT OFFICER.

0*****
**

3.2.6. PHOTOGRAPHIC DOCUMENTATION

SOW: LIST SELECTED EVENTS, ITEMS OR EFFORTS. IF APPROPRIATE, TWO OR
MORE ASSOCIATED EVENTS, ITEMS, OR EFFORTS MAY BE ASSEMBLED AS
ONE FILM CLIP. THE PROFESSIONAL ASSISTANCE OF THE STAFF PHOTO-
GRAPHIC OFFICER IS ESSENTIAL BEFORE NEGOTIATING FOR CONTRACTOR
PLANS AND SPECIFIC REQUIREMENTS.

CDRL: DI-A-3006, DI-A-3011, AND DI-A-3013 APPLY; TAILOR AS REQUIRED.

CDRL: THE FOLLOWING DATA ITEMS SHOULD BE CONSIDERED:

DI-A-3010 MOTION PICTURE FILM CLIPS
DI-A-3012 COMPLETE MOTION PICTURE FILM REPORTS
DI-A-3024 PRESENTATION MATERIAL
DI-H-5521 TECHNICAL PRESENTATIONS FOR VIDEOTAPING
UDI-M-21110 ARTWORK, GRAPHIC (A/V) AIDS
UDI-E-20136 DATA, GRAPHIC AND TEXTUAL PRESENTATIONS

CDRL: THE PROGRAM OFFICE MAY TAILOR DI-A-3006 TO INCLUDE VIDEOTAPE,
GRAPHICS OR OTHER A/V MEDIA.

0*****
**

YOU DID NOT RUN THIS TASK:
CONTRACT WORK BREAKDOWN STRUCTURE (CWBS)

**

YOU DID NOT RUN THIS TASK:
COST INFORMATION SYSTEMS

**

YOU DID NOT RUN THIS TASK:
COST/SCHEDULE CONTROL SYSTEM (C/SCSC)

**

YOU DID NOT RUN THIS TASK:
SCHEDULE MANAGEMENT

**
YOU DID NOT RUN THIS TASK:
LOGISTICS SUPPORT ANALYSIS

**
YOU DID NOT RUN THIS TASK:
INTEGRATED LOGISTICS SUPPORT (ILS)

**
YOU DID NOT RUN THIS TASK:
INITIAL SPARE/REPAIR PARTS

**
YOU DID NOT RUN THIS TASK:
PREOPERATIONAL MAINTENANCE

**
YOU DID NOT RUN THIS TASK:
PREOPERATIONAL SUPPLY SUPPORT

**
YOU DID NOT RUN THIS TASK:
SUPPORT EQUIPMENT (SE)

**
YOU DID NOT RUN THIS TASK:
TECHNICAL ORDERS

**
YOU DID NOT RUN THIS TASK:
TRAINING

**
YOU DID NOT RUN THIS TASK:
PRESERVATION, PACKAGING AND PACKING

**
YOU DID NOT RUN THIS TASK:
TRANSPORTATION

**
YOU DID NOT RUN THIS TASK:
TRAVEL

Appendix J: MGADS User's Manual

This manual is intended to assist the user in running the program for the Micro-Computer Generated Acquisition Documents System.

Description

The MGADS program is an interactive program. This means that questions will appear on the screen and the user will have to answer the questions. The output obtained from the program will be based on the answers the user provides.

MGADS will create two files which will hold all of the information applicable to the specific SOW/CDRL the user is working on. A working file with the name 'WFILENAME' will contain the answers supplied by the user. The file the user identifies with 'FILENAME' will contain the output in word processing format. More information on filenames and working files will be provided later.

The MGADS program was designed to be operated on a micro-computer with a disk having the capacity to store 570K bytes of data. (CGADS requires 1750K bytes.) The program and data files for MGADS require all 570K bytes. If the user wants to maintain the output and working files on the same disk, additional storage is needed. For this reason, it is recommended work be done on individual floppy disks. Floppy disks, provided by the user, will be called diskettes throughout the remainder of the chapter. The term disk will refer to any disk having the capacity (570K bytes) to store MGADS.

Preparation

Before attempting to run the program, the user should be familiar

with the Zenith Z-100 micro-computer and the MSDOS operating system. MGADS may be run on a micro-computer other than the Z-100 if the source code and data files are recreated for that specific system. The recreation is necessary because of hardware peculiarities that exist between micro-computers. If the user is not familiar with the MSDOS operating system, he should refer to the MSDOS user's manual. Although the user need not understand COBOL, a COBOL software package, which is used to execute COBOL programs, must already be loaded into the micro-computer.

The user should also be familiar with the direction/requirements relating to his project. This information can be obtained in existing acquisition documents such as the Program Management Directive (PMD) and AFSC Form 56.

Installing MGADS

There are ten main files needed to execute the program. They are:

1. DOCFILE.FSD
2. STDFILE.FSD
3. INDEXES.FSD
4. QUEST.FSD
5. INDEXPTR.FSD
6. HEADINGS.FSD
7. TASKFILE.FSD
8. FSD.BAT
9. FSD.EXE
10. COBRUN.EXE

The first nine files are MGADS distribution files. They will be provided with this report upon request in order to use MGADS. The tenth file, 'COBRUN.EXE', is included in the COBOL software package when it is bought by the user. It must be transferred from the COBOL distribution diskette to the disk; because of copyrights, it cannot be provided with the MGADS files.

All ten of the above files must exist on a common disk (570K bytes) in order to execute the program. The MGADS distribution files are provided on two diskettes. To install the MGADS distribution files onto the common disk, the following steps must be taken:

1. Place the first MGADS distribution diskette into disk drive. Typically, this is referred to as disk drive 'A'.
2. Transfer the files on the MGADS distribution diskette to the common disk. This can be accomplished using the MSDOS 'COPY' command. The disk will already have a drive name. If it is drive 'E', enter the command:

```
COPY A:*. * E:*. *
```

3. Steps one and two should be repeated for the second MGADS distribution diskette to transfer all nine MGADS distribution files to the disk.

Now, all ten main files are on the disk. The steps above need not be repeated for each execution of MGADS. The diskettes should be maintained as backup, in case something happens to destroy the files on the common disk. It may even be wise to create backup copies of the MGADS distribution diskettes.

Executing MGADS

The diskette drive should be empty at this time. The MGADS session is begun by typing 'FSD' and hitting <return>.

Introduction. The first screen which will appear is an introduction to MGADS. See Figure 1. Comment four recommends a separate diskette be used for each new SOW/CDRL file generated. This will ensure that enough diskette space is available for the working file and the output (approximately 150K bytes). The amount of space required depends upon the responses provided by the user. All work could be accomplished on the disk and later transferred to the diskette, but it

is recommended that the work be done directly on the diskette.

```
*****  
* MICROCOMPUTER GENERATED ACQUISITION DOCUMENTS SYSTEM (MGADS) *  
*****  
  
1. This program is designed to generate and/or modify a Statement of  
Work (SOW) and/or Contract Data Requirements List (CDRL) for the Full  
Scale Development phase of an acquisition. A set of ACTION MESSAGES,  
grouped by SOW paragraph, will follow the CDRL.  
  
2. The product created is a DRAFT document. The draft must be  
tailored for the specific acquisition. The action messages are  
intended to help you in your tailoring effort.  
Tailoring can be accomplished using an MSDOS word processing package.  
  
3. You should be familiar with the program direction/requirements  
at this point. The requirements can be obtained from existing  
acquisition documents such as the PMD and AFSC Fm 56.  
  
4. A word of advice -- you may wish to use a separate diskette for  
each SOW/CDRL file generated.  
  
***** PRESS ANY KEY TO CONTINUE *****
```

Figure 1. Introduction.

Main Menu. After reading the introduction and hitting any key (<space bar> is recommended) the user proceeds to the main menu. See Figure 2. This menu lists the four main options available. The user proceeds by typing in the letter of the option desired. The options will be explained in order of their importance in developing a SOW/CDRL.

Option R. Selecting option R will permit the user to create a new SOW/CDRL or modify a previously created one. If the user is creating a new SOW/CDRL, a new, correctly formatted diskette should be placed in diskette drive 'A'. This will store the working file and the output. (The session may be run on the disk, but use of the diskette is recommended.) If the user is modifying a previously created SOW/CDRL,

the user should place the diskette with the working file and output into disk drive 'A'. The session can be conducted right on the diskette.

```

                                MAIN MENU
                                *****

There are four options available to you. You may:

D Delete a previously created file

R Run functional tasks. This option consists of
  answering questions in each of five functional
  areas to create a new SOW/CDRL or to modify a
  previously created one

W Produce a word processor file of completed
  tasks. Use this option after you have run
  the functional tasks. WARNING: previously
  created files having the specified filename
  will be overwritten

E Exit to operating system.

Enter option:
```

Figure 2. Main Menu.

Upon entering the option letter R, the Filename Rules screen will appear requesting the name of the new/old file. See Figure 3. The rules for naming a file must be adhered to. Once the filename is entered, MGADS edits the filename to ensure that the nomenclature rules are followed. If any of the rules are violated, the user will be directed to reenter the filename. (Note: an entry comprised of all spaces will return the user to the Main Menu.) Once the user has successfully entered a valid filename, MGADS will automatically either create a workfile named 'WFILENAME' or retrieve a previously created workfile named 'WFILENAME'. This workfile will contain the answers that

the user supplies during Option R. The user should specify the disk drive in naming the file, such as 'A:FILENAME' so that the session will be conducted directly on the diskette in disk drive 'A'. (If the drive is not specified the session will be conducted on the hard disk. The files should be transferred to the diskette later.)

```
OPTION SELECTED:

FILENAME RULES:

1. Filenames must be from 1 to 7 characters long
2. Each character in the filename must be either
   numeric or alphabetic
3. The first character in the filename must be
   alphabetic
4. Disk drive names may be specified -- simply type
   the drive name letter followed by a colon
5. Filenames may be followed by a decimal point and
   a three character extension
6. See user's manual for further clarification.

EXAMPLES OF VALID FILENAMES:

1. A:MYFILE
2. A:MYFILE.NAM
3. MYFILE.NAM

Enter filename followed by <return>:
```

Figure 3. Filename Rules.

The user may wish to sequence the filenames such as 'A:TEST.1', 'A:TEST.2', and 'A:TEST.3'. This will be helpful if the user does not want to destroy a previous version of a SOW/CDRL. MGADS will overwrite previous versions of the same filename. This will also help in comparing outputs when questions are answered differently.

After entering the valid filename, the next screen to appear will be the Area Menu. See Figure 4. In the upper right hand corner,

the Area Menu will tell the user which file is being worked on and whether it is an old file or a new one. This menu lists the five functional areas in which the user will answer questions related to the program. The user should type in the number of the functional area he wants to enter. All tasks in all functional areas should be answered so as to avoid omitting pertinent information from the SOW/CDRL.

```

                                OLD/NEW FILE:
                                AREA MENU
                                *****

All functional tasks have been grouped into one of the
following areas:

Area 1 Engineering
Area 2 Configuration and Data
Area 3 Program Management
Area 4 Logistics
Area 5 Packaging and Transportation.

Notes: 1. You may select areas and tasks in any order
        2. You must answer all questions pertaining to each
           task
        3. If you fail to answer any questions, pertinent
           information will be omitted from your document.

Enter area number <1-5> or M to return to the main menu:

```

Figure 4. Area Menu.

The next screen to appear, the Task Menu, will list the tasks for the selected functional area. For example, the configuration and data functional area consists of four tasks. See Figure 5. All of the task menus operate similarly.

<p>CONFIGURATION AND DATA FUNCTIONAL TASKS:</p> <ol style="list-style-type: none">1. CONFIGURATION MANAGEMENT2. DATA MANAGEMENT3. ENGINEERING DATA4. NOMENCLATURE	<p>OLD/NEW FILE:</p> <p>NOTES:</p> <ol style="list-style-type: none">1. An '*' in column one indicates task completion.2. There are three options available to you. You may enter: <1- 4> To process a particular task M To return to the main menu A To select another area <p>Enter option followed by <return> :</p>
--	---

Figure 5. Configuration and Data Tasks

Upon entering the task number, questions concerning that specific task will appear one at a time. See Figure 6. If the question was answered in a previous session, the question screen will give the previous answer. See Figure 7. The user should answer the question 'Y', 'N', or 'U'.

OLD/NEW FILE:

QUESTION 1:

WILL CONTRACTOR DATA BE REQUIRED ?

Answer Y (yes), N (no), or U (undecided):

Figure 6. Question Screen.

OLD/NEW FILE:

QUESTION 1:

WILL CONTRACTOR DATA BE REQUIRED ?

Note: This question was answered previously. The recorded answer was Y.

Answer Y (yes), N (no), or U (undecided):

Figure 7. Previously Answered Question Screen.

After answering the question, the Answer Option screen will appear. See Figure 8. The V option will show the user the word processed output that will result from the answer given for the question, including the output for the SOW, CDRL, and action messages. The user may wish to use the V option to examine the output to be provided when answering the question a particular way. If the user does not agree that the output appearing on the screen is necessary, he may change his answer before proceeding. After the output has been viewed, the Answer Option screen reappears. The R option will then allow the user to repeat the previous question in order to change the answer or to check it. The B option will let the user begin the questions in this task again if the answer to an earlier question now appears to be wrong.

```

                                                                OLD/NEW FILE:

Y is the recorded answer.

<space> Continue to the next question

V   View output to question just answered
     then return to this menu

R   Repeat previous question

B   Begin this task again

X   Exit this task and return to task menu

Enter option:
```

Figure 8. Answer Option Screen.

The user should remain in the task until all questions are answered. However, if the user wants to interrupt the question answering session, he may return to the Task Menu by choosing option X. The answers provided thus far will be recorded in 'WFILENAME'. After answering all questions for a particular task, the user will automatically be returned to the Task Menu. An asterisk (*) will appear in front of the number of the task just completed. See Figure 9. The user should address all tasks in the functional area before returning to the Area Menu. From the Area Menu, the user should continue selecting the functional areas until all tasks in all five areas have been completed. This is necessary to ensure completeness of the SOW/CDRL. Upon completing the

<p>CONFIGURATION AND DATA FUNCTIONAL TASKS:</p> <ul style="list-style-type: none">*1. CONFIGURATION MANAGEMENT*2. DATA MANAGEMENT3. ENGINEERING DATA4. NOMENCLATURE	<p>OLD/NEW FILE:</p> <p>NOTES:</p> <ul style="list-style-type: none">1. An '*' in column one indicates task completion.2. There are three options available to you. You may enter:<ul style="list-style-type: none"><1-4> To process a particular taskM To return to the main menuA To select another area <p>Enter option followed by <return> :</p>
--	--

Figure 9. Task Menu with Completed Tasks.

questions in all five functional areas, the user should return to the Main Menu by selecting the M option on the Area Menu.

At any time during the question answering session, the user may exit the program by first returning to the Main Menu and then selecting the exit option. The answers that were already provided by the user will be saved for the next session.

Option D. Selecting option D from the Main Menu (See Figure 2) will allow the user to delete a previously created file from either the disk or diskette. The user may wish to delete a file that is no longer required, perhaps because the output has been tailored and accepted in final form. The user may also want to delete one of the files in the sequence ('A:TEST.1', 'A:TEST.2', etc.) if one alternate file is deemed to be the most current. Upon entering the option letter, the Filename Rules screen will appear requesting the name (and disk drive letter, if applicable) of the file to be deleted. See Figure 3. Since there is no provision for verifying prior to deletion of a file or for recovering a deleted file, the user should make sure the file is no longer required before entering the filename. Also, the user should ensure the correct filename is entered. After deleting the file, the program will return the user to the Main Menu.

Option W. This Main Menu option will create a word processing file for the SOW/CDRL from the answers provided in the interactive session. The Filename Rules screen will appear upon entering the W option. The same filename that has been used throughout the session should be entered. The word processing file, with the given filename, will be created on the diskette (or disk) and will be available for tailoring. Creating the file will take approximately four minutes. The

user will be prompted when the word processing file is complete. The tailoring can be accomplished using an MSDOS word processing package. When the word processor asks for the name of the file to be edited, the user need only enter the 'A:FILENAME' supplied during the MGADS session. Word processing may then proceed as usual.

Option E. Selecting this option will exit the user from the MGADS program and enter the operating system. The use of the E option will save the working file and the word processing file, if it was created. The E option terminates the MGADS session.

If the session was conducted on the hard disk, the working file and the word processing file should be transferred to the diskette after terminating the session. For example, if the disk is drive E and the diskette is in drive A, use the MSDOS commands:

```
COPY E:FILENAME A:FILENAME  
COPY E:WFILENAME A:WFILENAME
```

Tailoring should now be accomplished using the word processing file and the MSDOS word processing package.

Bibliography

1. Air Force Institute of Technology (AU)(USAF). Compendium of Authenticated Systems and Logistics Terms, Definitions and Acronyms. AU-AFIT-LS-3-81. Wright-Patterson AFB OH: School of Systems and Logistics, 1 April 1981.
2. Department of Defense. Preparation of Statement of Work (SOW). MIL-HDBK-245B. Washington: Government Printing Office, 1 June 1983.
3. -----. Work Breakdown Structures for Defense Materiel Items. MIL-STD-881A. Washington: Government Printing Office, 25 April 1975.
4. Department of Defense, General Services Administration, and National Aeronautics and Space Administration. Federal Acquisition Regulation. FAC 84-5. Washington: Government Printing Office, 1 April 1985.
5. Department of the Air Force. Management of Contractor Data. AFR 310-1. Washington: HQ USAF, 8 March 1983.
6. HQ Air Force Systems Command (USAF). Statement of Work (Draft). AFSCR 800-XX. Washington: HQ AFSC, 1 June 1985.
7. -----. Statement of Work Preparation Guide. AFSCP 800-6. Washington: Government Printing Office, 18 August 1972.
8. HQ Electronic Systems Division (AFSC)(USAF). Computer Generated Acquisition Documents System (CGADS): Description and Operation. Hanscom AFB MA, 1 October 1983.

VITA

Captain Lynn M. Zabkar was born on 6 May 1959 in Latrobe, Pennsylvania. She graduated from high school in Latrobe in 1977 and attended the Pennsylvania State University from which she received the degree of Bachelor of Science in Management in May 1981. Upon graduation, she received a commission in the USAF through the ROTC program. She was then assigned to the Aeronautical Systems Division (AFSC), as an A-10 system project officer and later as a special assistant for the Deputy for Tactical Systems at Wright-Patterson AFB, Ohio, until entering the School of Systems and Logistics, Air Force Institute of Technology, in May 1984.

Permanent address: 22 Monastery Drive

Latrobe, Pennsylvania
15650

VITA

Captain Karen M. Zimmerman was born on 7 March 1958 in Phoenix, Arizona. She graduated from high school in Jamestown, North Dakota in 1976 and attended the Moorhead State University from which she received the degree of Bachelor of Art in Math in August 1980. Upon graduation, she received a commission in the USAF through Officer Training School. She was then assigned to HQ MAC as a computer systems design and development officer at Scott AFB, Illinois, until entering the School of Systems and Logistics, Air Force Institute of Technology, in May 1984.

Permanent address: 1401 4th Avenue NW

Jamestown, North Dakota
58401

REPORT DOCUMENTATION PAGE

1a. REPORT SECURITY CLASSIFICATION UNCLASSIFIED		1b. RESTRICTIVE MARKINGS	
2a. SECURITY CLASSIFICATION AUTHORITY		3. DISTRIBUTION/AVAILABILITY OF REPORT Approved for public release; distribution unlimited	
2b. DECLASSIFICATION/DOWNGRADING SCHEDULE			
4. PERFORMING ORGANIZATION REPORT NUMBER(S) AFIT/GSM/LSY/85S-33		5. MONITORING ORGANIZATION REPORT NUMBER(S)	
6a. NAME OF PERFORMING ORGANIZATION School of Systems and Logistics	6b. OFFICE SYMBOL (If applicable) AFIT/LSY	7a. NAME OF MONITORING ORGANIZATION	
6c. ADDRESS (City, State and ZIP Code) Air Force Institute of Technology Wright-Patterson AFB, Ohio 45433		7b. ADDRESS (City, State and ZIP Code)	
8a. NAME OF FUNDING/SPONSORING ORGANIZATION	8b. OFFICE SYMBOL (If applicable)	9. PROCUREMENT INSTRUMENT IDENTIFICATION NUMBER	
8c. ADDRESS (City, State and ZIP Code)		10. SOURCE OF FUNDING NOS.	
		PROGRAM ELEMENT NO.	PROJECT NO.
		TASK NO.	WORK UNIT NO.
11. TITLE (Include Security Classification) See Box 19			
12. PERSONAL AUTHOR(S) Zabkar, Lynn M., Capt, USAF; Zimmerman, Karen M., Capt, USAF			
13a. TYPE OF REPORT MS Thesis	13b. TIME COVERED FROM _____ TO _____	14. DATE OF REPORT (Yr., Mo., Day) September 1985	15. PAGE COUNT 374
16. SUPPLEMENTARY NOTATION			
17. COSATI CODES		18. SUBJECT TERMS (Continue on reverse if necessary and identify by block number)	
FIELD	GROUP	SUB. GR.	Statement of Work, Contract Data Requirements List, Full Scale Development, Computer Generated Acquisition Documents System
15	05		
19. ABSTRACT (Continue on reverse if necessary and identify by block number)			
Title: A MODIFICATION TO THE COMPUTER GENERATED ACQUISITION DOCUMENTS SYSTEM (CGADS) FOR MICROCOMPUTER USE IN A PROGRAM OFFICE ENVIRONMENT			
Thesis Chairman: W. Ron Hitzelberger, Maj, USAF Assistant Professor of Systems Management			
20. DISTRIBUTION/AVAILABILITY OF ABSTRACT UNCLASSIFIED/UNLIMITED <input checked="" type="checkbox"/> SAME AS RPT. <input type="checkbox"/> OTIC USERS <input type="checkbox"/>		21. ABSTRACT SECURITY CLASSIFICATION UNCLASSIFIED	
22a. NAME OF RESPONSIBLE INDIVIDUAL Ron Hitzelberger, Maj, USAF		22b. TELEPHONE NUMBER (Include Area Code) 513-255-3355	22c. OFFICE SYMBOL AFIT/LSY

Approved for public release: IAW AFR 190-17
 Lynn M. Zabkar 11 Sept 85
 Lynn M. Zabkar
 Faculty Development and Professional Development
 The School of Systems and Technology (AFOT)
 Wright-Patterson AFB, OH 45433

The Computer Generated Acquisition Documents System (CGADS) was developed by Electronic Systems Division. CGADS was designed to assist the program manager (PM) in developing acquisition documents including Statements of Work (SOWs) and Contract Data Requirements Lists (CDRLs) for all phases of the acquisition cycle. CGADS will produce draft versions of these documents which must then be tailored to meet the needs of the particular program.

The current CGADS has several shortfalls. PMs outside of ESD have difficulty accessing the system. The system must also be maintained on a mainframe computer since it requires too much disk space to be adapted to a micro-computer. Finally, the output obtained from CGADS is not in the Work Breakdown Structure (WBS) format required by the military handbook on SOW preparation.

The main objective of this research was to simplify the PM's job in writing a Full-Scale Development (FSD) SOW/CDRL. This was accomplished by developing a system called Micro-Computer Generated Acquisition Documents System or MGADS. The MGADS program was written in COBOL for an MSDOS operating system on a Zenith Z-100 micro-computer.

MGADS was developed to overcome the shortfalls of CGADS. Attention was focused only on the FSD SOW/CDRL to allow the program to fit onto a micro-computer. This also eliminates the problem of having to access CGADS over modem/telephone lines. The output of MGADS was restructured into WBS format in accordance with the current military handbook.

MGADS is an interactive system used to develop a draft version of the FSD SOW/CDRL. The MGADS program asks the PM questions about his/her program in five functional areas: engineering, configuration and data, program management, logistics, and packaging and transportation. MGADS will produce a draft version of the SOW/CDRL based upon the PM's responses. A list of action messages will also be provided to assist the PM in tailoring the SOW/CDRL. The PM then uses the action messages and any additional information available to tailor the SOW/CDRL to his/her particular program.

END

FILMED

1-86

DTIC