


PRIMERGY RX2520 M5  
2U Rack Server



Chapter	Folder	Content
	Cover	List of content, Instructions for usage of this configurator, abbreviations
	Description	System Description for easier understanding
1	Base	describes base unit of RX2520 M5
2		describes rack mount kits and services
3	CPU	Order code and Information of Xeon processors
4	RAM	DDR4 System memory (RAM) and memory modes
5	GFX	Graphics options
6	HD_cage	Drive cage options
7	RAID	SAS / RAID Controller and components
8	ODD	optical disk drives (DVD, DVD-rw, Blu ray)
9	Backup	LTO drives & RDX drive
10	HD_SSD	Storage drives - PCIe SSD - SAS/SATA SSD & HDD
11	LAN_FC_IB	LAN Components
12		Fibre Channel Controller
13		Infiniband Controller
14	PSU	Power supply units, power cables, country specific opt.
15	USB_devices	Keyboards, Mice, USB devices
16	others	System Management, ATD, RS232 port, TPM module

# Instructions

This document contains basic product and configuration information supporting you in more complicated configurations.

In any case we recommend to use the PC-/SystemArchitect to make sure, that you configure a valid system.

This System configurator is divided into several chapters. They are identical to the current price list and PC-/SystemArchitect.

Please follow this document step by step from the top to the bottom.

## Chapter xx - description of chapter

Text fields with grey color offer extra information for related topics (e.g prerequisites, technical back ground, configuration rules, limitations, ...)

<b>S26361-F4610-Exxx (example)</b>
<b>S26361-F4610-Lxxx (example)</b>
PLAN 2x1Gb Ethern. Controller
i350-T2 chip (based on Intel Powerville) offers 2x1Gb RJ45 connectors
PCIe Gen2 x4 full height card
max. 6x per system

<-- order code E-part (bold) --

<-- order code L-part (bold)

<-- "name" of this part

<--description of this part, in some cases as well description of content

<--requires a free PCIe slot --> means total amount of PCIe slots reduced

<--indicates how often this part can be configured in the related Server

### For further information see:

Link to datasheet:

[http:// xxx](http://xxx)

[http://ts.fujitsu.com/products/standard\\_servers/index.html](http://ts.fujitsu.com/products/standard_servers/index.html)

(internet)

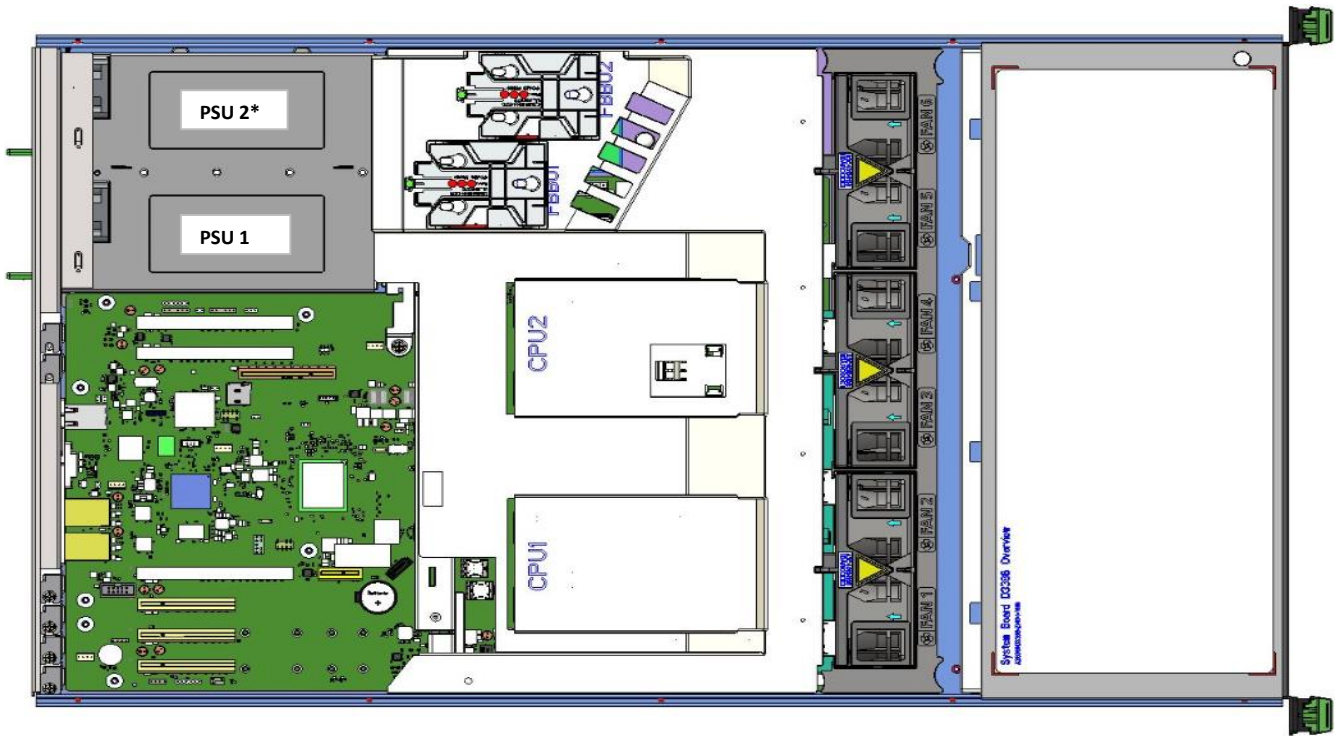
[https://partners.ts.fujitsu.com/com/order-supply/configurators/primergy\\_config/Pages/default.aspx](https://partners.ts.fujitsu.com/com/order-supply/configurators/primergy_config/Pages/default.aspx)

(extranet)

Fujitsu is providing the content of this document with very high accuracy. In case you identify a mistake, we would kindly encourage you to inform us. We kindly ask for understanding, that errors still may occur and that Fujitsu may change this document without notice

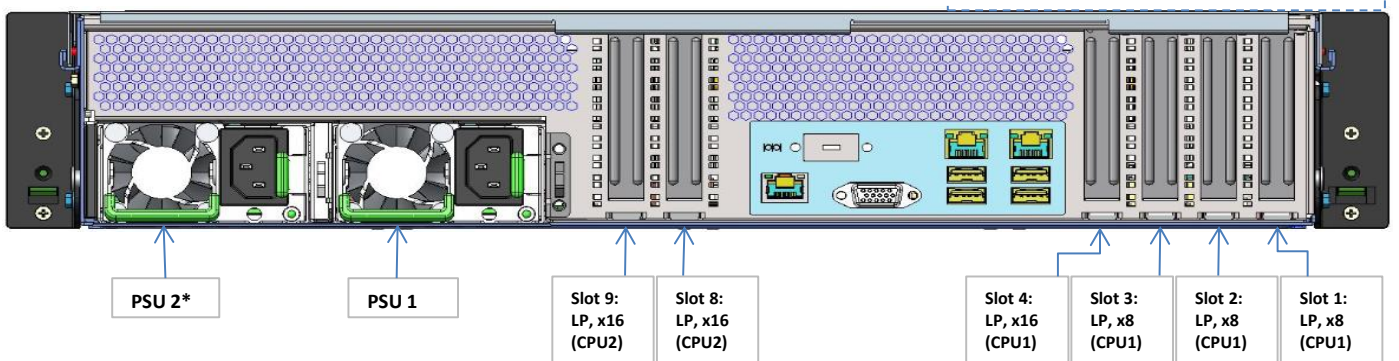


**PRIMERGY RX2520 M5 system board overview with fan modules and air guide**



**PRIMERGY RX2520 M5 rear view with PSUs, PCIe-slots, interfaces**

Slot 4: preferred slot for Retimer controller  
 Slot 2: preferred slot for 1<sup>st</sup> RAID controller  
 Slot 1: preferred slot for 2<sup>nd</sup> RAID controller



**PRIMERGY RX2520 M5 front views with drive bays, operation panel, ODD, backup options**

**3.5" hot-plug SAS/SATA**

**4x 3.5" HDDs**



**2.5" hot-plug SAS/SATA**

**8x 2.5" HDDs/SSDs**



**8x 3.5" HDDs**



**16x 2.5" HDDs/SSDs**



**12x 3.5" HDDs**



**24x 2.5" HDDs/SSDs**



! Pictures may include optional components.

**Chapter 1 - base unit**

**Start**

**Power supply units & cooling**

PRIMERGY RX2520 M5 offers bays for 2x (1x optional hot plug redundant) power supply units of 450W and 800W with up to 96% efficiency; It comes equipped with high performance processor heat pipes and -depending on selected configuration- up to 3 redundant, non-hot-plug fan modules (each fan module includes 2 fans).

**Server Management**

iRMC S5 (integrated Remote Management Controller) on-board with dedicated (or shared) 10/100/1000 Service LAN-port and integrated graphics controller. With the integrated onboard indicators and controls you can easily highlight failed components via LEDs. The LEDs can be displayed during service even without mains connection by simply pressing the "indicate CSS" button.

**Platform**

Fujitsu Systemboard D3386-B made in Germany based on Chipset Intel® C624

- > 2 Intel® UltraPath Interconnect (Intel® UPI) point-to-point links
- > Up to two Cascade Lake-SP series CPUs
- > Onboard RAID 0/1 6Gbit/s available for up to 8x SATA drives

**Slots**

Per default, 6 PCIe slots are on board - please refer to "Description" section

- > 4 PCIe slots low profile, 198 mm length with first CPU:
  - Slot 1: PCIe-Gen3 x8 (occupied in configurations with 2x RAID controllers; notched for installation of a x16 card)
  - Slot 2: PCIe-Gen3 x8 (occupied in configurations with 1x RAID controller; notched for installation of a x16 card)
  - Slot 3: PCIe-Gen3 x8 (notched for installation of a x16 card)
  - Slot 4: PCIe-Gen3 x16
- > 2 PCIe slots low profile, 198 mm length with second CPU:
  - Slot 8: PCIe-Gen3 x16 (occupied in configurations with 1x Retimer controller)
  - Slot 9: PCIe-Gen3 x16 (occupied in configurations with 2x Retimer controllers)

**System RAM**

- > 12x memory slots for max. 768 GB DDR4-2933MHz RAM available (6x RDIMM modules per CPU).
- Memory speed depends on CPU and configuration, please refer to folder "CPU" and "RAM" for further details.

**LAN**

- > 2x 1Gb LAN onboard;

**Software**

- > Optional ServerView Suite software incl. ServerView Installation Manager, Server View Remote Management and tools.

**Connectivity**

**Interfaces at rear side**

- 1x optional RS-232-C (serial port, 9 pin)
- 2x LAN RJ45 (additional 2x RJ45 optionally available)
- 1x service LAN RJ45 (1 Gbit)
- 1x VGA (15 pins)
- 4x USB 3.0

**Interfaces at front**

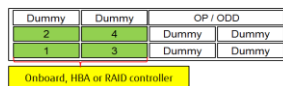
- 2x USB 3.0 (no USB wakeup)

**Interfaces internal**

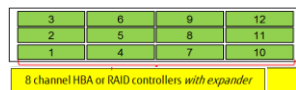
- 1x USB 2.0 for backup devices, 1x USB 3.0 (type A)
- 2x M.2 SATA/PCIe
- 1x connector for TPM, 1x microSD card slot

**Base units for 19" racks with 2 height units:**  
 Base units are excluding CPU, Memory and PSU.  
 For an orderable base unit 1x CPU = first CPU  
 and 1x Memory = first memory must be selected.

Base units with 3.5" drive bays	
<b>RX2520 M5 / 4x3.5"</b>	S26361-K1656-V304
Expandable to 8x3.5"	
ATD 40°C/45°C option	
<b>RX2520 M5 / 12x3.5"</b>	S26361-K1656-V312
Not expandable	
Incl. SAS expander for 8-channel HBA / RAID controller	
ATD 40°C only / no 45°C option!	

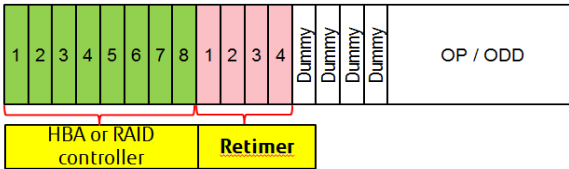
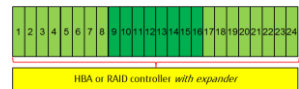


**Note:** Dummy: Dummy bay bezel OP/ODD: Cage for operation Panel,



Base units with 2.5" drive bays	
<b>RX2520 M5 / 8x2.5"</b> Expandable to 16x-/24x2.5" <b>ATD 40°C/45°C option</b>	S26361-K1656-V208
<b>RX2520 M5 / 16x2.5"</b> Not expandable Without SAS expander, for configuration with: 2x 8-channel HBA or RAID controllers (mirrored), or 16-channel PRAID EP540i/580i <b>ATD 40°C/45°C option</b>	S26361-K1656-V217
<b>RX2520 M5 / 24x2.5"</b> Not expandable Incl. SAS expander for 8-channel HBA / RAID controller <b>ATD 40°C/45°C option!</b>	S26361-K1656-V224
<b>RX2520 M5 / PCIe-SSD</b> 8x2.5" SAS/SATA + 4xPCIe-SSD (2.5") Requires 1x Retimer <b>No upgrade to 8x PCIe-SSD possible</b> <b>no ATD 40°C/45°C option possible!</b>	S26361-K1656-V212

PRIMECENTER Rack



**Note:** \_\_\_\_\_ **Dummy:**  
Dummy bay bezel **OP/ODD:**  
Cage for operation Panel,  
optional optical disk drive and  
backup

## Chapter 2 - Rack architecture

### PRIMECENTER Rack

Rack Architecture	E-code	L-code	Remark	
No RMK	1x Only with loose server order	S26361-F2735-E111	n/a	no mounting in rack
Rack Mount Kit F1 CMA QRL LV	1x RMK for server w/max. 2U, w/CMAAdapter	S26361-F2735-E175	S26361-F2735-L175	precondition for CMArm
Bracket 1U for asymmetrical rack	1x Mounting or enclose of RMK in asym.rack incl.1U bracket	S26361-F4530-E11	n/a	for asymmetrical rack
Mounting of RMK in symmetrical rack	1x Mounting or enclose of RMK in symmetrical racks w/o support bracket	S26361-F4530-E10	n/a	for symmetrical rack
Rack Mount Kit F1 LV	1x For server max. 2 height units (U) or max. 35 kg, w/o CMAAdapter	S26361-F2735- E176n/a	S26361-F2735-L176	best choice for 3rd party racks
Rack Cable Arm 2U	1x Cable mgmt. arm for 2U or higher	S26361-F2735-E82	S26361-F2735-L82	RMK with CMAAdapter needed
Cable mgmt. lateral for asym.racks	1x For server/storage subsyst.2U or higher	S26361-F2735-E71	S26361-F2735-L7	occupies 1U above RMK
Cable arm 2U PCR and 3rd party racks	1x To be mounted at right or left rack pillar behind servers higher oder equal 2U	n/a	S26361-F2201-L20	mounted above RMK -F2735-L176
Rack installation ex works	1x Rack will be delivered completely premounted and tested ex factory	SNP:SY-F1647E301-P	n/a	to be ordered 1x per installed rack server
Adapter angle	1x For asymm. rack, 1U, up to 15kg	n/a	S26361-F2735-L10	needed for mounting of RMK in asym. rack

A



## Chapter 3 - CPU

B

There are 2 processor sockets available. Please configure minimum 1 processor, maximum 2 processors.

>> In case of Dual processor operation, processor 2 must be the same as processor 1

>> With one processor LOM, IRMC and 12x DIMM slots are available

>> With two processors all 24x DIMM slots are available.

>> To configure 2nd CPU an additional cooler kit is required.

>> Empty CPU slot have to be filled up with a CPU Dummy!

\* HT = Hyper Threading

**Xeon Bronze 3200 - Basic (Shelf 1)**

64-bit Intel Xeon processor supporting DDR4 @ 2133MHz & UPI Bus @ 9.6 GT/s

Xeon Bronze 3204 6C nHT 1.9GHz 85W	S26361-F4082-E104	S26361-F4082-L104	*
------------------------------------	-------------------	-------------------	---

**Xeon Silver 4200 - Standard (Shelf 2)**

64-bit Intel Xeon processor supporting HT\*, DDR4 @ 2400 MHz & UPI Bus 9.6 GT/s

Xeon Silver 4208 8C 2.1GHz 85W	S26361-F4082-E108	S26361-F4082-L108	
Xeon Silver 4210 10C 2.2GHz 85W	S26361-F4082-E110	S26361-F4082-L110	
Xeon Silver 4214 12C 2.2GHz 85W	S26361-F4082-E114	S26361-F4082-L114	
Xeon Silver 4216 16C 2.1GHz 100W	S26361-F4082-E116	S26361-F4082-L116	

**Xeon Silver 4200 - Frequency Optimized (Shelf 2)**

64-bit Intel Xeon processor supporting HT\*, DDR4 @ 2400 MHz & UPI Bus @ 9.6 GT/s

Xeon Silver 4215 8C 2.5GHz 85W	S26361-F4082-E115	S26361-F4082-L115	
--------------------------------	-------------------	-------------------	--

**Xeon Gold 5200 - Advanced AEP enabled (Shelf 3)**

64-bit Intel Xeon processor supporting HT\*, DDR4 @ 2666 MHz & UPI Bus @ 10.4 GT/s

Xeon Gold 5215 10C 2.5GHz 85W	S26361-F4082-E215	S26361-F4082-L215	
Xeon Gold 5217 8C 3.0GHz 115W	S26361-F4082-E217	S26361-F4082-L217	
Xeon Gold 5218 16C 2.3GHz 125W	S26361-F4082-E218	S26361-F4082-L218	
Xeon Gold 5218B 16C 2.3GHz 125W	S26361-F4082-E219	S26361-F4082-L219	
Xeon Gold 5220 18C 2.2GHz 125W	S26361-F4082-E220	S26361-F4082-L220	*

**Xeon Gold 5200- Advanced AEP enabled(Shelf 3)**

64-bit Intel Xeon processor supporting HT\*, DDR4 @ 2933 MHz & UPI Bus @ 10.4 GT/s

Xeon Gold 5222 4C 3.8GHz 105W	S26361-F4082-E222	S26361-F4082-L222	
-------------------------------	-------------------	-------------------	--

**Xeon Silver 4200Y - Speed Select (Shelf 2)**

64-bit Intel Xeon processor supporting HT\*, DDR4 @ 2400 MHz & UPI Bus @ 9.6 GT/s

Xeon Silver 4214Y 8/10/12C 2.2GHz 85W	S26361-F4082-E614	S26361-F4082-L614	
---------------------------------------	-------------------	-------------------	--

**Cooler Kit (see comment above; for upgrade please use according kit to the selected CPU)**

Cooler Kit for 2nd CPU - no ATD		S26361-F4051-L820	
Cooler Kit for 2nd CPU - ATD supported		S26361-F4051-L821	

C

\* not allowed for Energy Star 3.0

**Chapter 4 - DDR4 System memory**

C

Each CPU offers 6 Slots for DDR4 Memory Modules organised in 6 Channels with 2 Memory Controllers (3 Channels each).  
If you need more than 6 Slots you have to configure the 2nd CPU.  
Depending on the amount of memory configured you can decide between 4 basic modes of operation (see explanation below).

There are different kinds of DDR4 Memory Modules available: RDIMM x4, RDIMM x8.  
Mix of these different kinds of memories is not allowed.

Supported memory capacities per CPU:  
384 GB DDR4 RDIMM (6x 64GB 2Rx4)

Supported memory capacities per System:  
768 GB using RDIMM

The memory speed is independent from the configuration (1866) but restricted by the CPU CPU (max. 2033 MT/s)

<b>S26361-F3694-E10</b>	Independent Mode Installation
Independent Channel Mode allows all channels to be populated in any order. No specific Memory RAS features are defined	
Requires minimum 1 memory Module per CPU	
<b>S26361-F3694-E3</b>	Mirrored Channel Mode Installation
BIOS Setup factory preinstalled to this mode. Six identical memory modules are always equipped in one memory bank to use the Mirrored channel Mode. Only three modules contain active data, the remain three modules contain mirrored data.	
Multiple of 6 identical modules to be configured per CPU	

DDR4 rg 2933 xRx8			
8GB (1x8GB)	1Rx8 DDR4-2933 R ECC	<b>S26361-F4083-E108</b>	<b>S26361-F4083-L108</b>
16GB (1x16GB)	2Rx8 DDR4-2933 R ECC	<b>S26361-F4083-E116</b>	<b>S26361-F4083-L116</b>

DDR4 rg 2933 xRx4			
16GB (1x16GB)	1Rx4 DDR4-2933 R ECC	<b>S26361-F4083-E316</b>	<b>S26361-F4083-L316</b>
32GB (1x32GB)	2Rx4 DDR4-2933 R ECC	<b>S26361-F4083-E332</b>	<b>S26361-F4083-L332</b>
64GB (1x64GB)	2Rx4 DDR4-2933 R ECC	<b>S26361-F4083-E364</b>	<b>S26361-F4083-L364</b>

D

**Detailed information**

Mode	Configuration	RDIMM	Use case, advantage
		x4	
SDDC (chipkill) support	any	yes	supports detecting multi-bit errors
Independant channel mode	1 or 2 Modules per Bank	yes	offers max. flexibility, upgradeability, capacity
Mirrored channel mode *)	6 identical Modules / Bank	yes	offers maximum security
Performance mode	6 identical Modules / Bank	yes	offers maximum performance and capacity

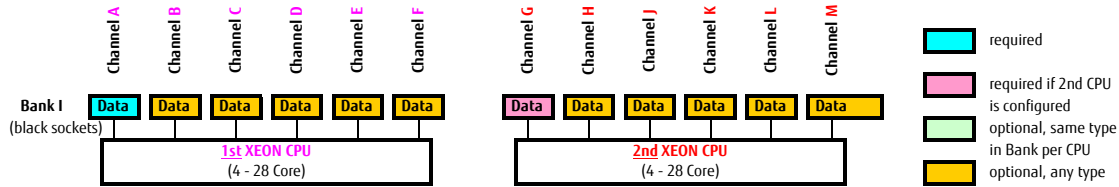
\*) For the delivery ex factory the system will be prepared with dedicated BIOS setting.

Capacity	Configuration	RDIMM	Notes
Min. Memory per CPU	1 Module / CPU	1x8GB	with one CPU
Max. Memory per CPU	6 Modules / CPU	384GB	with one CPU
Max. Memory per System	12 Modules / System	768GB	if second CPU is configured

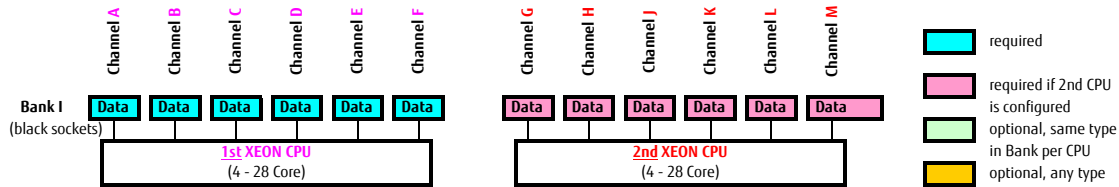
The memory sockets on the Systemboards are color coded

<b>Bank I</b>	black sockets	<b>Bank II</b>	blue sockets
---------------	---------------	----------------	--------------

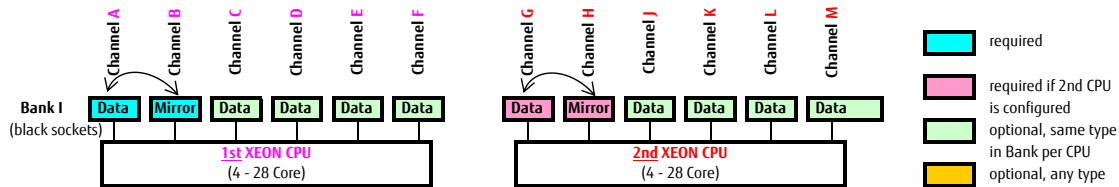
**Independant channel mode**



**Performance Channel Mode**

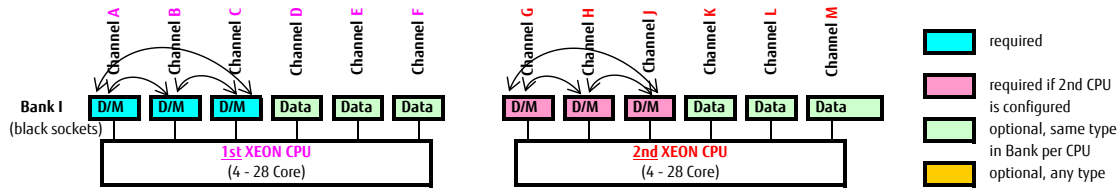


**Mirror Channel Mode (2 DIMMS per CPU)**



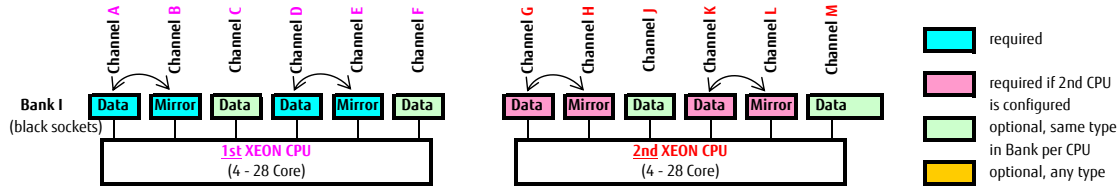
Mirrored Channel Mode (2 DIMMS per CPU) requires identical modules on channel A & B (1st CPU) or channel G & H (2nd CPU) 50% of the capacity is used for the mirror => the available memory for applications is only half of the installed memory. If this mode is used, a multiple of 2 identical modules has to be ordered.

**Mirror Channel Mode (3 DIMMS per CPU)**



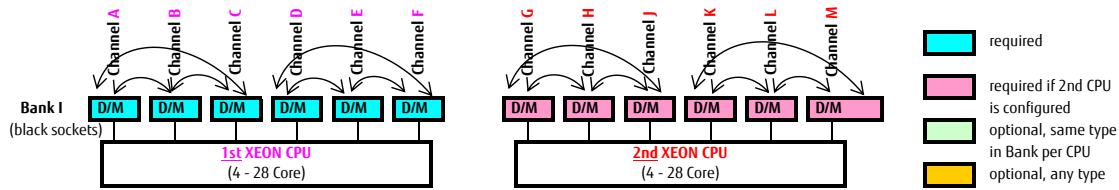
Mirrored Channel Mode (3 DIMMS per CPU) requires identical modules on channel A, B & C (1st CPU) or channel G, H & J (2nd CPU) 50% of the capacity is used for the mirror => the available memory for applications is only half of the installed memory. If this mode is used, a multiple of 3 identical modules has to be ordered.

**Mirror Channel Mode (4 DIMMS per CPU)**



Mirrored Channel Mode (4 DIMMS per CPU) requires identical modules on channel A, B, D & E (1st CPU) or channel G, H, K & L (2nd CPU) 50% of the capacity is used for the mirror => the available memory for applications is only half of the installed memory. If this mode is used, a multiple of 4 identical modules has to be ordered.

**Mirror Channel Mode (6 DIMMS per CPU)**



Mirrored Channel Mode requires identical modules on channel A, B, C, D, E, F (1st CPU) or channel G, H, J, K, L and M (2nd CPU) 50% of the capacity is used for the mirror => the available memory for applications is only half of the installed memory. If this mode is used, a multiple of 6 identical modules has to be ordered.

**Chapter 5 - Graphics options**

D

„on special release only!“

S26361-F2748-E638
S26361-F2748-L638
PGRA CP NVS 1GB VGA PCIe x16
NVIDIA NVS315 1024 MB PCIe-x16
Connectors: 1x LFH 59, cable kit for 2x DVI or 2x VGA cable kits included
Dual head + professional 2-D + 3-D supported for Windows OS native driver support for Linux OS
occupies slot 3 (or 8)
max. 1x per system

The high end optional NVIDIA NVS315 graphic card offers dual head operation and full 3D video support. The cables for either two times DVI-I or VGA connections are included.  
**Remote Video direction via iRMC must be disabled.**

**PY VGA card can be installed in slot 3 (CPU1) or slot 8 (CPU2)**

S26361-F4066-E401
S26361-F4066-L401
PGRA CP NVIDIA Quadro P400
NVIDIA Quadro
2GB PCIe 3.0 x16
Connectors: 3x Mini-DP
no cable kits included cable must be ordered seperately
Triple head + professional 2-D + 3-D supported for Windows OS native driver support for Linux OS
Low profile bracket
occupies slot 3 (or 8)
max. 1x per system

The high end optional NVIDIA Quadro graphic card offers triple head operation and fully 3D video support.  
**Remote Video direction via iRMC must be disabled.**  
Only one card per server is allowed.

**PY VGA card can be installed in slot 3 (CPU1) or slot 8 (CPU2)**

S26361-F4066-E11
S26361-F4066-L11
MiniDP-DP ADAPTER
max. 3x per card

S26361-F4066-E12
S26361-F4066-L12
DP-VGA ADAPTER
max. 3x per card

S26361-F4066-E13
S26361-F4066-L13
DP-DVI ADAPTER
max. 3x per card

E

**Chapter 6 - Drive cage options**

F

PRIMERGY RX2520 M5 base units provide 3.5" and 2.5" HDD/SSD configurations as shown in "base" section and in the below overview. With HD drive cage options, the maximum amount of HDD-/SSD-drive bays can be increased after purchase of the system. A HD drive cage is a metal box providing bays for 3.5" HDDs, 2.5" HDDs/SSDs or PCIe-SSDs. Please select HD drive cage upgrade kits, depending on the preselected PRIMERGY RX2520 M5 base unit.

Each upgrade kit contains all relevant parts such as the metal cage, backplane, cables and mounting material. Refer to section "RAID" to select the required RAID configuration. Depending on the preselected drive bay configuration, PRIMERGY RX2520 M5 includes 1x 1.6" bay for backup drive and bay for slim 9.5mm optical disk drive. Corresponding options can be selected in sections "ODD" and "backup".

For 4x3.5" base unit (S26361-K1599-V304)	For 8x2.5" base unit (S26361-K1599-V208)	For 8x2.5" base unit (S26361-K1599-V208) To PCIe-SSD base unit (S26361-K1599-V212)
<b>Upgrade kit 8x3.5"</b> <b>S26361-F2495-E308</b> <b>S26361-F2495-L308</b> Not further expandable max. 1x per system	<b>Upgrade kit 16x2.5"</b> <b>S26361-F2495-E216</b> <b>S26361-F2495-L216</b> Expandable to 24x2.5" Including SAS Expander max. 1x per system	<b>Upgrade kit 4xPCIe-SSD</b> <b>S26361-F2495-L284</b> Not further expandable Requires Retimer or EP5xx-series RAID controller consuming PCIe slot 4 max. 1x per system
	<b>Upgrade kit 24x2.5"</b> <b>S26361-F2495-L224</b> For upgrade from 8x to 24x2.5" Not further expandable Including SAS Expander max. 1x per system	<b>Upgrade kit 24x2.5"</b> <b>S26361-F2495-L234</b> For upgrade from 16x to 24x2.5" Not further expandable Including SAS Expander max. 1x per system

*You did not find your preferred drive cage configuration in this comprehensive list of popular bundles?*

--> Please contact our made4you team (mailto:customer.projects@ts.fujitsu.com) for more customer specific solutions or visit us:  
<https://partners.ts.fujitsu.com/com/order-supply/General%20information/made4you>  
 E.g. 2nd RAID Controller, boot from onboard SATA, 2x non-hot-plug HDD ex factory, ...

G

**Chapter 7 - SAS / RAID Controller**

**F** for combination and max number of controllers please see folder base / chassis

**onboard SATA controller with SW-RAID**

<b>onboard controller for SATA HDD or SSD drives</b>				
4 ports 3, 6Gb/s SATA HDD/SSD	based on Intel chipset	No Cache	SW-RAID 0, 1	1x onboard, included

**internal HBA and RAID controller, no 2nd Level cache**

<b>internal drive RAID / HBA controllers for SAS, SATA HDD or SSD drives</b>				
<b>PRAID CP400i RAID Contr.</b>	No Cache	RAID 0, 1, 1E, 10, 5, 50	2x	S26361-F3842-E1 S26361-F3842-L501
<b>PSAS CP400i HBA SAS Contr.</b>	No Cache	HBA + RAID 0, 1	2x	S26361-F3842-E2 S26361-F3842-L502
8 ports 3, 6 & 12Gb/s SAS/SATA HDD/ SSD, supports up to 8 devices without expander requires 1x LP PCIe 3.0 x8 (int.) slot, based on LSI SAS3008				

**internal RAID controller with 2nd Level cache 1GB, 2GB**

<b>internal drive RAID / SAS, SATA controllers with Cache and opt. TFM module + Flash Backup Unit and opt. Advanced SW Options</b>				
<b>PRAID EP400i RAID Contr.</b>	1GB Cache	RAID 0, 1, 1E, 10, 5, 50, 6, 60	2x	S26361-F5243-E11 S26361-F5243-L11
8 ports 3, 6 & 12Gb/s SAS/SATA HDD/ SSD, supports up to 8 devices without expander requires 1x LP PCIe 3.0 x8 (int.) slot, based on LSI SAS3108				
optional Licence Activation Key, a free of charge test licence is available at PRIMERGY-PM, FastPath is included in Controller FW				
RAID Advanced SW Option CacheCade ®Broadcom: SSD-cache-based HDD acceleration			2x	S26361-F5243-E670 S26361-F5243-L670
optional Transportable Flash module (TFM) and Flash Backup Unit (FBU), both components required				
TFM module for 1GB Cache NV-RAM & FBU control logic			2x	S26361-F5243-E100 S26361-F5243-L100
FBU Option for PRAID EP4xx: Supercap securing the power supply of the RAID controller in case of power failure including cable with 25cm lenght			2x	S26361-F5243-E125 S26361-F5243-L115
<b>PRAID EP420i RAID Contr.</b>	2GB Cache	RAID 0, 1, 1E, 10, 5, 50, 6, 60	2x	S26361-F5243-E12 S26361-F5243-L12
<b>PRAID EP420i for SafeStore R. Contr.</b>	2GB Cache	RAID 0, 1, 1E, 10, 5, 50, 6, 60	2x	S26361-F5243-E14* S26361-F5243-L14*
8 ports 3, 6 & 12Gb/s SAS/SATA HDD/ SSD, supports up to 8 devices without expander requires 1x LP PCIe 3.0 x8 (int.) slot, based on LSI SAS3108				
optional Licence Activation Key, a free of charge test licence is available at PRIMERGY-PM, FastPath is included in Controller FW				
RAID Advanced SW Option CacheCade ®Broadcom: SSD-cache-based HDD acceleration			2x	S26361-F5243-E670 S26361-F5243-L670
optional TFM module and Flash Backup Unit (FBU), both components required				
TFM module for 2GB Cache NV-RAM & FBU control logic			2x	S26361-F5243-E200 S26361-F5243-L200
FBU Option for PRAID EP4xx: Supercap securing the power supply of the RAID controller in case of power failure including cable with 55cm lenght			2x	S26361-F5243-E155 S26361-F5243-L115

**internal SAS, SATA RAID controller with 2nd Level cache 2GB, 4GB, 8GB**

<b>internal drive RAID / SAS controllers for E91 and SAS, SATA HDD or SSD drives</b>				
<b>PRAID EP520i RAID Contr. LP</b>	2GB Cache	RAID 0, 1, 1E, 10, 5, 50, 6, 60	2x	S26361-F4042-E202 S26361-F4042-L502
8 ports 3, 6 & 12Gb/s SAS/SATA HDD/ SSD, supports up to 8 devices without expander (NVME support for EP520i on special release for this controller in this system) includes Fastpath and SafeStore Advanced SW-Licence requires 1x LP PCIe 3.0 x8 (int.) slot, based on LSI SAS3516				
<b>PRAID EP540i RAID Contr. LP</b>	4GB Cache	RAID 0, 1, 1E, 10, 5, 50, 6, 60	2x	S26361-F4042-E204 S26361-F4042-L504
<b>PRAID EP580i RAID Contr. LP</b>	8GB Cache	RAID 0, 1, 1E, 10, 5, 50, 6, 60	2x	S26361-F4042-E208 S26361-F4042-L508
16 ports 3, 6 & 12Gb/s SAS/SATA HDD/ SSD, based on LSI SAS3516, supports up to 16 devices without expander or (no NVMe support by PRAID EP5xxi in this system) includes Fastpath and SafeStore Advanced SW-Licence requires 1x LP PCIe 3.0 x8 (int.) slot, based on LSI SAS3516				
optional Flash Backup Unit (FBU), Transportable Flash module (TFM) is already included				
FBU Option for PRAID EP5xx: Supercap securing the power supply of the RAID controller in case of power failure including cable with 55cm lenght			2x	S26361-F4042-E155 S26361-F4042-L110

**maximum number of internal RAID + HBA (See also pictures on folder base / HDD cage):**  
standard config: max. 1

FBU can be combined with Advanced Thermal design up to 45 degree  
up to 2x FBU can be integrated per System

**Expander configurations:** Use PRAID EPxxi for optimal performance,  
PRAID CP400i is not released for expander configurations

**Advanced SW options:**  
simultaneous operation of SafeStore or CacheCade + FastPath or is supported,  
simultaneous operation of Safestore + CacheCade is not supported  
\* It is strongly recommended to order SafeStore (SED) RAID controller with SED HDD or SSD devices for SafeStore (SED) functionality

**G**

**external SAS controller**

<b>HBA controller for ext. drives SAS, SATA HDD or SSD drives</b>				
<b>PSAS CP400e HBA SAS Contr. LP</b>	No Cache	HBA, no RAID	3x	S26361-F3845-E201 S26361-F3845-L501
8 ports 3, 6 & 12Gb/s SAS/SATA HDD/ SSD, 2x SFF8644 (external Mini-SAS HD) requires 1x LP PCIe 3.0 x8 (int.) slot, based on LSI SAS3008				

**external SAS, RAID controller with 2nd Level cache 4GB**

<b>RAID / SAS, SATA controllers for external drives with Cache and opt. Flash Backup Unit</b>				
<b>PRAID EP540e RAID Contr. LP</b>	4GB Cache	RAID 0, 1, 1E, 10, 5, 50, 6, 60	2x	S26361-F4063-E204 S26361-F4063-L504
8 ports 3, 6 & 12Gb/s SAS/SATA HDD/ SSD, 2x SFF8644 (external Mini-SAS HD) includes Fastpath and SafeStore Advanced SW-Licence requires 1x FH PCIe 3.0 x8 (int.) slot, based on LSI SAS3516				
optional Flash Backup Unit (FBU), Transportable Flash module (TFM) is already included				
FBU Option for PRAID EP5xx: Supercap securing the power supply of the RAID controller in case of power failure including cable with 55cm lenght			2x	S26361-F4042-E155 S26361-F4042-L110

**internal controllers for PCIe SSD SFF (2,5" NVMe PCIe) drives, no HW-RAID**

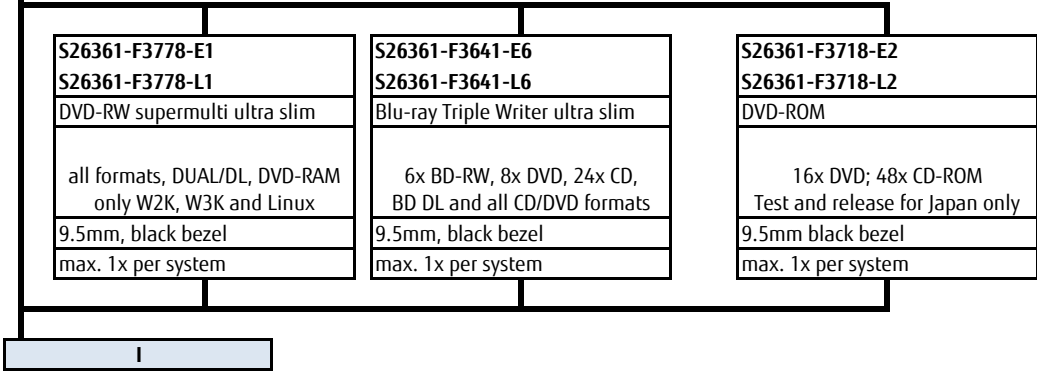
<b>retimer controller for internal 2,5" NVMe SSD PCIe SSD SFF (2,5" NVMe PCIe)</b>				
<b>PPCI CP x16 retimer PTIM CP100i</b>	No Cache	No HW-RAID	1x	S26361-F4048-E201 S26361-F4048-L501
No HW RAID, No Cache, simple route-through incl. Signal enhancement; device management by INTEL VMD divides PCIe3.0 x16 lanes into 4x x4 lanes, supports up to 4x 2.5" PCIe-SSD SFF requires 1x LP PCIe 3.0 x16 (int.) slot				

**H**

**Chapter 8 - ODD optical disk drives**

The base units with 12x 3.5" or 24x 2.5" HDD do not offer 1x 9.5mm optical drive bay!

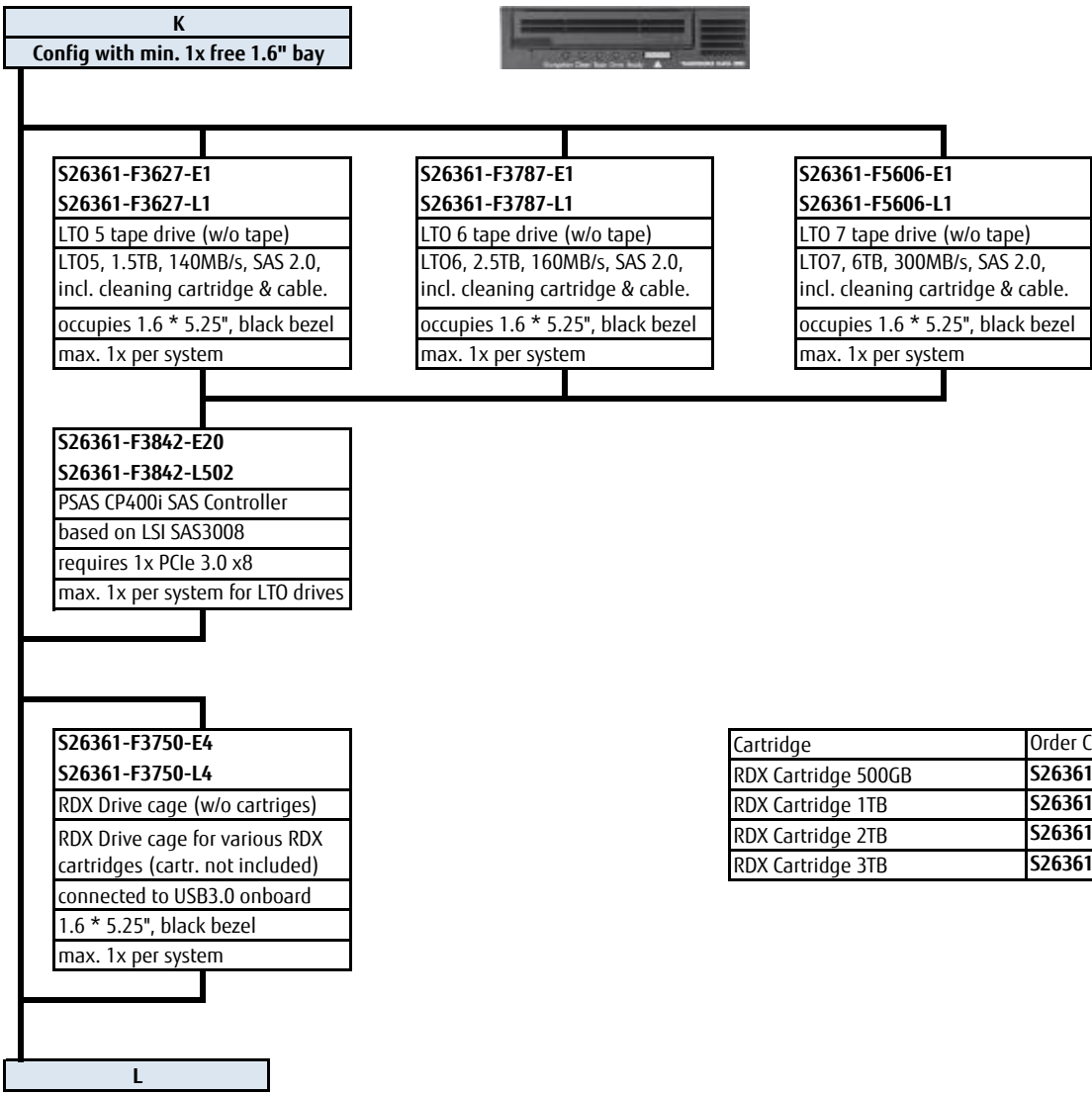
**H**  
Config with 1x 9.5mm bay





**Chapter 9 - backup drives**

RX2520 M5 offers 1.6" bay for accessible drive for basic units with 8x or 16x 2.5" HDD only!



**Chapter 10 - storage drives**

SAS drives and SATA drives can be mixed, but cannot be used in one logical RAID volume.  
SATA drives can be connected to the onboard Controller (max. 8x).  
SAS drives require a dedicated SAS / RAID Controller  
Hard Disk Sector Format Information:  
512n HDD: 512 byte sectors on the drive media.  
512e (=emulation) HDD: 4K physical sectors on the drive media with 512 byte logical configuration.  
512n & 512e HDD Disk Drives: VMware 6.0 or earlier is not supported.  
512n & 512e HDDs can be mixed, but cannot be used in one logical RAID volume.  
When using SSDs with VMware ESXi, select the SSDs that meet the endurance requirement described in KB2145210 below.  
<https://kb.vmware.com/kb/2145210>  
DWPD: Drive Writes Per Day over 5 years.  
SED (=Self Encrypting Drives) require either a RAID controller with @SafeStore (SED) support or an HBA and in addition a software instance, supporting SED Key Management.  
It is strongly recommended to order SafeStore (SED) RAID controller with SED HDD or SSD devices for SafeStore (SED) functionality.  
**HDD Classes:**  
Business-Critical (BC) -SATA=Nearline SATA Enterprise Drives / 7.2Krpm, SATA 6G.  
Business-Critical (BC) -SAS=Nearline SAS Enterprise Drives / 7.2Krpm, SAS 12G .  
Mission-Critical (MC) -SAS 10K and SAS 15K Enterprise Drives with max. performance and reliability.  
**Warranty:**  
SSD and SATA DOM have a built-in Wear-Out indicator. In this case the warranty for such a component, as an exception to the system warranty, is restricted to the time period until the indicator reaches the exhaust level.

**2.5" (SFF) SATA SSD**

**SSD SATA 2.5" Mixed Use (SFF)** Enterprise with hot plug/hot replace tray  
based on **Samsung SM883** or **SM863a** drives \* 3.84TB is SM883 only

Capacity	Formfactor	Interface	Endurance	DWPD	order code E-part	order code L-part
240GB	2.5" (SFF)	SATA 6Gb/s	Mixed Use	3.6	S26361-F5733-E240	S26361-F5733-L240
480GB	2.5" (SFF)	SATA 6Gb/s	Mixed Use	3.6	S26361-F5733-E480	S26361-F5733-L480
960GB	2.5" (SFF)	SATA 6Gb/s	Mixed Use	3.6	S26361-F5733-E960	S26361-F5733-L960
1.92TB	2.5" (SFF)	SATA 6Gb/s	Mixed Use	3.6	S26361-F5733-E192	S26361-F5733-L192
3.84TB	2.5" (SFF)	SATA 6Gb/s	Mixed Use	3.6	S26361-F5588-E384	S26361-F5588-L384

max. 28x - depending on base unit & configuration

**SSD SATA 2.5" Read Intensive (SFF)** Enterprise with hot plug/hot replace tray  
based on **Micron 5100 PRO** or **5200 ECO** \* 240GB is 5100, others are 5200

Capacity	Formfactor	Interface	Endurance	DWPD	order code E-part	order code L-part
240GB	2.5" (SFF)	SATA 6Gb/s	Read Intensive	1.4	S26361-F5701-E240	S26361-F5701-L240
480GB	2.5" (SFF)	SATA 6Gb/s	Read Intensive	0.9	S26361-F5701-E480	S26361-F5701-L480
960GB	2.5" (SFF)	SATA 6Gb/s	Read Intensive	0.9	S26361-F5701-E960	S26361-F5701-L960
1.92TB	2.5" (SFF)	SATA 6Gb/s	Read Intensive	0.9	S26361-F5701-E192	S26361-F5701-L192
3.84TB	2.5" (SFF)	SATA 6Gb/s	Read Intensive	1.0	S26361-F5701-E384	S26361-F5701-L384
7.68TB	2.5" (SFF)	SATA 6Gb/s	Read Intensive	0.5	S26361-F5701-E768	S26361-F5701-L768

max. 28x - depending on base unit & configuration

**2.5" (SFF) Hard drives**

**HDD SAS 2.5" 15K (SFF)** Enterprise Mission Critical with hot plug/hot replace tray

Capacity	RPM	Interface	Sector	order code E-part	order code L-part
300GB	15 000	SAS 12Gb/s	512n	S26361-F5727-E530	S26361-F5727-L530
600GB	15 000	SAS 12Gb/s	512n	S26361-F5727-E560	S26361-F5727-L560
900GB	15 000	SAS 12Gb/s	512n	S26361-F5531-E590	S26361-F5531-L590

max. 28x - depending on base unit & configuration

**HDD SAS 2.5" 10K 512n (SFF)** Enterprise Mission Critical with hot plug/hot replace tray

Capacity	RPM	Interface	Sector	order code E-part	order code L-part	
300GB	10 000	SAS 12Gb/s	512n	S26361-F5729-E130	S26361-F5729-L130	
600GB	10 000	SAS 12Gb/s	512n	S26361-F5729-E160	S26361-F5729-L160	
900GB	10 000	SAS 12Gb/s	512n	S26361-F5729-E190	S26361-F5729-L190	
1.2TB	10 000	SAS 12Gb/s	512n	S26361-F5729-E112	S26361-F5729-L112	
300GB	10 000	SAS 12Gb/s	512n	SED	S26361-F5581-E130	S26361-F5581-L130
600GB	10 000	SAS 12Gb/s	512n	SED	S26361-F5581-E160	S26361-F5581-L160
1.2TB	10 000	SAS 12Gb/s	512n	SED	S26361-F5581-E112	S26361-F5581-L112

max. 28x - depending on base unit & configuration

**HDD SAS 2.5" 10K 512e (SFF)** Enterprise Mission Critical with hot plug/hot replace tray

Capacity	RPM	Interface	Sector	order code E-part	order code L-part	
600GB	10 000	SAS 12Gb/s	512e	S26361-F5730-E160	S26361-F5730-L160	
900GB	10 000	SAS 12Gb/s	512e	S26361-F5730-E190	S26361-F5730-L190	
1.2TB	10 000	SAS 12Gb/s	512e	S26361-F5730-E112	S26361-F5730-L112	
1.8TB	10 000	SAS 12Gb/s	512e	S26361-F5730-E118	S26361-F5730-L118	
2.4TB	10 000	SAS 12Gb/s	512e	S26361-F5543-E124	S26361-F5543-L124	
1.8TB	10 000	SAS 12Gb/s	512e	SED	S26361-F5582-E118	S26361-F5582-L118
2.4TB	10 000	SAS 12Gb/s	512e	SED	S26361-F5582-E124	S26361-F5582-L124

max. 28x - depending on base unit & configuration

J

HDD SAS 2.5" 7.2K 512n (SFF) Enterprise Business Critical with hot plug/hot replace tray						
Capacity	RPM	Interface	Sector		order code E-part	order code L-part
1TB	7 200	SAS 12Gb/s	512n		S26361-F5600-E100	S26361-F5600-L100
2TB	7 200	SAS 12Gb/s	512n		S26361-F5600-E200	S26361-F5600-L200

max. 28x - depending on base unit & configuration

HDD SATA 2.5" 7.2K 512n (SFF) Enterprise Business Critical with hot plug/hot replace tray						
Capacity	RPM	Interface	Sector		order code E-part	order code L-part
1TB	7 200	SATA 6Gb/s	512n		S26361-F3956-E100	S26361-F3956-L100
2TB	7 200	SATA 6Gb/s	512n		S26361-F3956-E200	S26361-F3956-L200

max. 28x - depending on base unit & configuration

The HDDs not released with PRAID EP5x0i (S26361-F4042-E202/E204/E208)

HDD SATA 2.5" 7.2K 512e (SFF) Enterprise Business Critical with hot plug/hot replace tray						
Capacity	RPM	Interface	Sector		order code E-part	order code L-part
1TB	7 200	SATA 6Gb/s	512e		S26361-F3907-E100	S26361-F3907-L100
2TB	7 200	SATA 6Gb/s	512e		S26361-F3907-E200	S26361-F3907-L200

max. 28x - depending on base unit & configuration

3.5" (LFF) SATA SSD

SSD SATA 3.5" Mixed Use (LFF) 2.5" SSD Enterprise with 3.5" hot plug/hot replace tray						
based on Samsung SM883 or SM863a drives * 3.84TB is SM883 only						
Capacity	Formfactor	Interface	Mixed Use	DWPD	order code E-part	order code L-part
240GB	3.5" (LFF)	SATA 6Gb/s	Mixed Use	3.6	S26361-F5732-E240	S26361-F5732-L240
480GB	3.5" (LFF)	SATA 6Gb/s	Mixed Use	3.6	S26361-F5732-E480	S26361-F5732-L480
960GB	3.5" (LFF)	SATA 6Gb/s	Mixed Use	3.6	S26361-F5732-E960	S26361-F5732-L960
1.92TB	3.5" (LFF)	SATA 6Gb/s	Mixed Use	3.6	S26361-F5732-E192	S26361-F5732-L192
3.84TB	3.5" (LFF)	SATA 6Gb/s	Mixed Use	3.6	S26361-F5589-E384	S26361-F5589-L384

max. 12x - depending on base unit & configuration

SSD SATA 3.5" Read Intensive (LFF) 2.5" SSD Enterprise with 3.5" hot plug/hot replace tray						
based on Micron 5100 PRO or 5200 ECO * 240GB is 5100, others are 5200						
Capacity	Formfactor	Interface	Endurance	DWPD	order code E-part	order code L-part
240GB	3.5" (LFF)	SATA 6Gb/s	Read Intensive	1.4	S26361-F5700-E240	S26361-F5700-L240
480GB	3.5" (LFF)	SATA 6Gb/s	Read Intensive	0.9	S26361-F5700-E480	S26361-F5700-L480
960GB	3.5" (LFF)	SATA 6Gb/s	Read Intensive	0.9	S26361-F5700-E960	S26361-F5700-L960
1.92TB	3.5" (LFF)	SATA 6Gb/s	Read Intensive	0.9	S26361-F5700-E192	S26361-F5700-L192
3.84TB	3.5" (LFF)	SATA 6Gb/s	Read Intensive	1.0	S26361-F5700-E384	S26361-F5700-L384
7.68TB	3.5" (LFF)	SATA 6Gb/s	Read Intensive	0.5	S26361-F5700-E768	S26361-F5700-L768

max. 12x - depending on base unit & configuration

3.5" (LFF) Hard drives

HDD SAS 3.5" 15K (LFF) 2.5" HDD Enterprise Mission Critical with 3.5" hot plug/hot replace tray						
Capacity	RPM	Interface	Sector		order code E-part	order code L-part
300GB	15 000	SAS 12Gb/s	512n		S26361-F5726-E530	S26361-F5726-L530
600GB	15 000	SAS 12Gb/s	512n		S26361-F5726-E560	S26361-F5726-L560
900GB	15 000	SAS 12Gb/s	512n		S26361-F5532-E590	S26361-F5532-L590

max. 12x - depending on base unit & configuration

HDD SAS 3.5" 10K 512n (LFF) 2.5" HDD Enterprise Mission Critical with 3.5" hot plug/hot replace tray						
Capacity	RPM	Interface	Sector		order code E-part	order code L-part
300GB	10 000	SAS 12Gb/s	512n		S26361-F5728-E130	S26361-F5728-L130
600GB	10 000	SAS 12Gb/s	512n		S26361-F5728-E160	S26361-F5728-L160
1.2TB	10 000	SAS 12Gb/s	512n		S26361-F5728-E112	S26361-F5728-L112

max. 12x - depending on base unit & configuration

HDD SAS 3.5" 10K 512e (LFF) 2.5" HDD Enterprise Mission Critical with 3.5" hot plug/hot replace tray						
Capacity	RPM	Interface	Sector		order code E-part	order code L-part
1.8TB	10 000	SAS 12Gb/s	512e		S26361-F5731-E118	S26361-F5731-L118
2.4TB	10 000	SAS 12Gb/s	512e		S26361-F5569-E124	S26361-F5569-L124

max. 12x - depending on base unit & configuration

K

**K**

HDD SAS 3.5" 7.2K 512e (LFF) Enterprise Business Critical with hot plug/hot replace tray						
Capacity	RPM	Interface	Sector		order code E-part	order code L-part
6TB	7 200	SAS 12Gb/s	512e		S26361-F5635-E600	S26361-F5635-L600
8TB	7 200	SAS 12Gb/s	512e		S26361-F5635-E800	S26361-F5635-L800
12TB	7 200	SAS 12Gb/s	512e		S26361-F5571-E120	S26361-F5571-L120
14TB	7 200	SAS 12Gb/s	512e		S26361-F5571-E140	S26361-F5571-L140
6TB	7 200	SAS 12Gb/s	512e	SED	S26361-F5584-E600	S26361-F5584-L600
8TB	7 200	SAS 12Gb/s	512e	SED	S26361-F5584-E800	S26361-F5584-L800
12TB	7 200	SAS 12Gb/s	512e	SED	S26361-F5624-E120	S26361-F5624-L120
14TB	7 200	SAS 12Gb/s	512e	SED	S26361-F5624-E140	S26361-F5624-L140

max. 12x - depending on base unit & configuration

HDD SATA 3.5" 7.2K 512n (LFF) Enterprise Business Critical with hot plug/hot replace tray						
Capacity	RPM	Interface	Sector		order code E-part	order code L-part
1TB	7 200	SATA 6Gb/s	512n		S26361-F5636-E100	S26361-F5636-L100
2TB	7 200	SATA 6Gb/s	512n		S26361-F5636-E200	S26361-F5636-L200
4TB	7 200	SATA 6Gb/s	512n		S26361-F5636-E400	S26361-F5636-L400

max. 12x - depending on base unit & configuration

HDD SATA 3.5" 7.2K 512e (LFF) Enterprise Business Critical with hot plug/hot replace tray						
Capacity	RPM	Interface	Sector		order code E-part	order code L-part
6TB	7 200	SATA 6Gb/s	512e		S26361-F5638-E600	S26361-F5638-L600
8TB	7 200	SATA 6Gb/s	512e		S26361-F5638-E800	S26361-F5638-L800
12TB	7 200	SATA 6Gb/s	512e		S26361-F3904-E120	S26361-F3904-L120
14TB	7 200	SATA 6Gb/s	512e		S26361-F3904-E140	S26361-F3904-L140

max. 12x - depending on base unit & configuration

**M.2 SATA SSD**

SSD SATA M.2 drive for booting, non hot-plug, for VMware ESXi						
Capacity	Formfactor	Interface	Category		order code E-part	order code L-part
240GB	M.2	SATA 6Gb/s	Boot		S26361-F5707-E240	S26361-F5707-L240

M.2 drive is designed for use as a VMware ESXi boot drive.  
2x M.2 drive for any Hypervisor by the onboard chipset Software RAID is not supported.  
max. 1x per Server; connector located on Motherboard (please see folder "description"). VMware ESXi is only supported.

M.2 drive for VMware ESXi and for other OSs cannot be mixed

SSD SATA M.2 drive for booting, non hot-plug							
Capacity	Formfactor	Interface	DWPD	Category		order code E-part	order code L-part
240GB	M.2	SATA 6Gb/s	1.4	Boot		S26361-F5706-E240	S26361-F5706-L240
480GB	M.2	SATA 6Gb/s	1.4	Boot		S26361-F5706-E480	S26361-F5706-L480

M.2 drive is designed for use as a boot drive with the Endurance Spec. above.  
2x M.2 drive for any Hypervisor by the onboard chipset Software RAID is not supported.  
max. 2x per Server; connector located on Motherboard (please see folder "description"). VMware is not supported.

**Dual M.2**

Dual microSD, PRAID CP200 and M.2 drive cannot be mixed

PRAID CP200, dual M.2 for booting, non hot-plug						
Capacity	Formfactor	Interface	Category		order code E-part	order code L-part
n/a	AIC	PCIe	Boot	LP	S26361-F4065-E201	S26361-F4065-L501

PDUAL CP200 is a carrier 2x M.2 SATA modules and offers RAID1 with 2x M.2 modules.  
PDUAL CP200 is designed for use as a Hardware-mirrored (RAID1) boot device for Hypervisor, which cannot be supported by M.2 via the onboard chipset Software RAID.  
Supported RAID level : RAID1 only. Supported M.2 Modules : SSD SATA M.2 240GB (S26361-F5706-E240/L240 or S26361-F5707-E240/L240 for VMware ESXi), 2x M.2 modules (S26361-F5706-E240/L240 or S26361-F5707-E240/L240) need to be ordered separately.  
max. 1x per Server, requires 2x SSD SATA M.2 drives.

**Dual microSD**

Dual microSD and RDX Drive cage (S26361-F3750-E4) cannot be mixed

Dual microSD, PDUAL AP200 and M.2 drive cannot be mixed

Dual microSD Enterprise for booting, non hot-plug, for VMware ESXi						
Capacity	Formfactor	Interface	Category		order code E-part	order code L-part
64GB	microSD	USB	Boot		S26361-F4045-E64	S26361-F4045-L64

Dual microSD is designed for use as a VMware ESXi boot drive. Only the standardly equipped microSD are supported.  
Dual microSD offers Hardware-mirrored (RAID1) flash boot device for VMware ESXi, which cannot be supported by M.2.  
vSAN can be booted in case ESXi host has 512 GB of memory or less. Even in case 512 GB or more, if vSAN is 6.5 or later, it can be booted by resizing the core dump partition on ESXi hosts. For more information, see the VMware knowledge base article at <http://kb.vmware.com/kb/2147881>.  
max. 1x per Server; connector located on Motherboard (please see folder "description"). VMware ESXi is only supported.

**2.5" (SFF) PCIe-SSD**

2.5" PCIe-SSDs require a RAID Controller or PCIe retimer card.  
RAID Controller : PRAID EP520i/540i/580i  
PCIe retimer : PPCI CP x16 retimer

PCIe-SSD 2.5" P4800X (SFF) Enterprise with hot plug/hot replace tray							
Capacity	Formfactor	Interface	Endurance	DWPD		order code E-part	order code L-part
750GB	2.5" (SFF)	PCIe3.0 x4	Write Intensive	30		S26361-F5719-E750	S26361-F5719-L750

max. 4x

PCIe-SSD 2.5" Mixed Use (SFF) Enterprise with hot plug/hot replace tray							
based on Intel DC P4610 drives							
Capacity	Formfactor	Interface	Endurance	DWPD		order code E-part	order code L-part
1.6TB	2.5" (SFF)	PCIe3.0 x4	Mixed Use	4.1		S26361-F5737-E160	S26361-F5737-L160
3.2TB	2.5" (SFF)	PCIe3.0 x4	Mixed Use	3.7		S26361-F5737-E320	S26361-F5737-L320
6.4TB	2.5" (SFF)	PCIe3.0 x4	Mixed Use	3.1		S26361-F5737-E640	S26361-F5737-L640

max. 4x

PCIe-SSD 2.5" Mixed Use (SFF) Enterprise with hot plug/hot replace tray							
based on Intel DC P4600 drives							
Capacity	Formfactor	Interface	Endurance	DWPD		order code E-part	order code L-part
1.6TB	2.5" (SFF)	PCIe3.0 x4	Mixed Use	4.1		S26361-F5737-E160	S26361-F5737-L160
3.2TB	2.5" (SFF)	PCIe3.0 x4	Mixed Use	3.7		S26361-F5737-E320	S26361-F5737-L320
6.4TB	2.5" (SFF)	PCIe3.0 x4	Mixed Use	3.1		S26361-F5737-E640	S26361-F5737-L640

1.6TB	2.5" (SFF)	PCIe3.0 x4	Mixed Use	3.0		S26361-F5648-E160	S26361-F5648-L160
3.2TB	2.5" (SFF)	PCIe3.0 x4	Mixed Use	3.1		S26361-F5648-E320	S26361-F5648-L320
6.4TB	2.5" (SFF)	PCIe3.0 x4	Mixed Use	3.2		S26361-F5648-E640	S26361-F5648-L640

max. 4x

**PCIe-SSD 2.5" Read Intensive (SFF) Enterprise with hot plug/hot replace tray**

based on Intel DC P4510 drives

Capacity	Formfactor	Interface	Endurance	DWPD		order code E-part	order code L-part
1TB	2.5" (SFF)	PCIe3.0 x4	Read Intensive	1.0		S26361-F5738-E100	S26361-F5738-L100
2TB	2.5" (SFF)	PCIe3.0 x4	Read Intensive	0.7		S26361-F5738-E200	S26361-F5738-L200
4TB	2.5" (SFF)	PCIe3.0 x4	Read Intensive	0.8		S26361-F5738-E400	S26361-F5738-L400

max. 4x

**PCIe-SSD Low Power 2.5" Read Intensive (SFF) Enterprise with hot plug/hot replace tray**

based on Intel DC P4501 drives

Capacity	Formfactor	Interface	Endurance	DWPD		order code E-part	order code L-part
500GB	2.5" (SFF)	PCIe3.0 x4	Read Intensive	0.7		S26361-F5649-E50	S26361-F5649-L50
1TB	2.5" (SFF)	PCIe3.0 x4	Read Intensive	1.0		S26361-F5649-E100	S26361-F5649-L100
2TB	2.5" (SFF)	PCIe3.0 x4	Read Intensive	0.6		S26361-F5649-E200	S26361-F5649-L200
4TB	2.5" (SFF)	PCIe3.0 x4	Read Intensive	0.6		S26361-F5649-E400	S26361-F5649-L400

max. 4x

**AIC PCIe-SSD**

**PCIe-SSD (occupies one PCIe slot)**

S26361-F5697-L375 S26361-F5697-E375 PACC EP P4800X AIC 375GB P4800X series, NVMe 30 DWPD PCIe3.0 x4, Low Profile max. Xx per system	S26361-F5697-L750 S26361-F5697-E750 PACC EP P4800X AIC 750GB P4800X series, NVMe 30 DWPD PCIe3.0 x4, Low Profile max. Xx per system
---	---

L

P

**Chapter 11 - LAN Components**

Default: 2x RJ45 1GbE ports on systemboard

**1Gb Ethernet Network Components**

**1Gb Ethernet network adapter with RJ45 interface (100BASE-T)**

Dual speed support, auto-sense; supports 1Gbps and 100Mbps line rate per-port.

PLAN CP 2x1Gbit Cu Intel I350-T2 LP	4x	2 port, Intel	S26361-F4610-E202	S26361-F4610-L502
PLAN CP 4x1Gbit Cu Intel I350-T4 LP	4x	4 port, Intel	S26361-F4610-E204	S26361-F4610-L504

max. 4 adapters per system

**10Gb Ethernet Network Components**

**10GBASE-T**

**10Gb Ethernet network adapters with RJ45 interface (10GBASE-T)**

Dual speed support, auto-sense; supports 10Gbps and 1Gbps line rate per-port.

Only Marvell FastLinQ® adapters provide Universal RDMA capabilities, both iWARP and RoCE. Intel adapters don't provide any.

For Converged Network Adapter features such as iSCSI, FCoE please select the PLAN EP X550-T2. Other adapters do not support CNA features. If you wish to get support for FCoE please submit a Release Request with the desired PRIMERGY server system configuration SAR/XLSX file attachment.

PLAN EP QL41132 2x10GBASE-T LP	2x	2 port NIC with Universal RDMA, Marvell FastLinQ® QL41132HLRJ	S26361-F4068-E202	S26361-F4068-L502
PLAN EP QL41134 4x10GBASE-T LP	2x	4 port NIC with Universal RDMA, Marvell FastLinQ® QL41134HLRJ	S26361-F4068-E204	S26361-F4068-L504
PLAN EP X550-T2 2x10GBASE-T LP	4x	2 port NIC, Intel X550-T2	S26361-F3948-E202	S26361-F3948-L502
PLAN EP X710-T4 4x10GBASE-T LP	4x	4 port NIC, Intel X710-T4	S26361-F3948-E204	S26361-F3948-L504

max. 6x adapters per system

**10G SFP+**

**10Gb Ethernet network adapters with SFP+ cage. Adapter ships with empty cages.**

Each cage consumes 1x optical SFP+ transceiver per port, or 1x twinax cable per port, or 1x DAC cable per port.

Dual rate 10G/1G support requires 10G/1G Dual Rate SFP+ Optical Transceiver Modules.

Only Marvell FastLinQ® adapters provide Universal RDMA capabilities, both iWARP and RoCE. Intel adapters don't provide any.

For Converged Network Adapter features such as iSCSI, iSCSI Offload, FCoE please select the PCNA EP QL41262. Other adapters do not support CNA features. If you wish to get support for FCoE please submit a Release Request with the desired PRIMERGY server system configuration SAR/XLSX file attachment.

**Ethernet Network Adapters**

PLAN EP QL41132 2x10Gb SFP+ LP	2x	2 port NIC with Universal RDMA, Marvell FastLinQ® QL41132HLCU	S26361-F4069-E202	S26361-F4069-L502
PLAN EP QL41134 4x10Gb SFP+ LP	2x	4 port NIC with Universal RDMA, Marvell FastLinQ® QL41134HLCU	S26361-F4069-E204	S26361-F4069-L504
PLAN EP X710-DA2 2x10Gb SFP+ LP	4x	2 port NIC, Intel X710-DA2	S26361-F3640-E202	S26361-F3640-L502
PLAN EP X710-DA4 4x10Gb SFP+ LP	2x	4 port NIC, Intel X710-DA4	S26361-F3640-E204	S26361-F3640-L504

**Converged Network Adapters**

PCNA EP QL41262 2x10/25Gb SFP+/SFP28 LP	2x	2 port CNA with Universal RDMA, iSCSI Offload, FCoE, Marvell FastLinQ® QL41262HLCU	S26361-F4070-E202	S26361-F4070-L502
---	----	--	-------------------	-------------------

**Optional, 10Gb SFP+ optical transceiver module, one per cage**

SFP+ Optical Transceiver 10G Single Rate S	1x .. 4x	LC, MMF / SR SFP+ module, up to 400m, Brd	S26361-F5250-E110	S26361-F5250-L110
SFP+ Optical Transceiver 10G Single Rate S	1x .. 4x	LC, MMF / SR SFP+ module, up to 400m, Fin	S26361-F3986-E3	S26361-F3986-L3
SFP+ Optical Transceiver 10G Single Rate L	1x .. 4x	LC, SMF / LR SFP+ module, up to 10km, Fin	S26361-F3986-E4	S26361-F3986-L4
SFP+ Optical Transceiver 10G/1G Dual Rate	1x .. 4x	LC, MMF / SR SFP+ module, up to 400m, Int	S26361-F3986-E5	S26361-F3986-L5
SFP+ Optical Transceiver 10G/1G Dual Rate	1x .. 4x	LC, SMF / LR SFP+ module, up to 10km, Int	S26361-F3986-E6	S26361-F3986-L6
*Virtual Connector* for twinax cables	1x .. 4x	Enablement for System Architect	V:TWX CONNECTOR-PY	
SFP+ active Twinax Cable Fujitsu	1x .. 4x	Customized length. Best fitting length	S26361-F3989-E600	see table at the bottom of this page
SFP+ active Twinax Cable Brocade	1x .. 4x	selected at rack factory installation.	S26361-F3873-E500	

Max. 4x SFP+, DAC, or Twinax Cable (DynamicLoM, QL41134, X710-DA4) per adapter, or max. 2x SFP+, DAC, or Twinax Cable (QL41132, QL41262, X710-DA2) per adapter

max. 6x adapters per system

**10G/25G Ethernet Network components**

**10G/25G Ethernet network adapters with 2x SFP28 cages. Adapter ships with empty cages.**

Multiple speed support, auto-sense: All adapters support 25Gbps, and 10Gbps.

Intel adapters support 1Gbps line rate per-port in addition, with the Intel-branded 10G/1G Dual Rate SFP+ Optical Transceiver Modules.

Only Marvell FastLinQ® adapters provide Universal RDMA capabilities, both iWARP and RoCE. Mellanox adapters just provide RoCE RDMA. Intel adapters don't provide any kind of RDMA capabilities.

For Converged Network Adapter features such as iSCSI, iSCSI Offload, FCoE please select the PCNA EP QL41262. Other adapters do not support CNA features.

**Ethernet Network Adapters**

PLAN EP QL41212 25Gb 2p SFP28 LP	2x	2 port NIC with Universal RDMA, Marvell FastLinQ® QL41212HLCU	S26361-F4056-E202	S26361-F4056-L502
PLAN EP MCX4-LX 25Gb 2p SFP28 LP	2x	2 port NIC with RoCE RDMA, Mellanox ConnectX4-LX	S26361-F4054-E202	S26361-F4054-L502
PLAN EP XXV710-DA2 2x25Gb LP	2x	2 port NIC, Intel XXV710-DA2	S26361-F4055-E202	S26361-F4055-L502

**Converged Network Adapters**

PCNA EP QL41262 2x10/25Gb SFP+/SFP28 LP	2x	2 port CNA with Universal RDMA, iSCSI Offload, FCoE, Marvell FastLinQ® QL41262HLCU	S26361-F4070-E202	S26361-F4070-L502
---	----	--	-------------------	-------------------

**Optional, 25Gb SFP28 optical transceiver module, one per cage**

SFP28 Optical Transceiver 25G SR MMA2P00-AS LC	1x .. 2x	MMF / SR SFP28 module, Mellanox. Max reach supported 100m	S26361-F4054-E701	S26361-F4054-L701
SFP28 Optical Transceiver 25G SR E25GSFP28SR	1x .. 2x	MMF / SR SFP28 module, Intel. Max reach supported 100m	S26361-F4055-E701	S26361-F4055-L701
*Virtual Connector* for DAC/AOC cables	1x .. 2x	Enablement for System Architect	V:DAC/AOC-CONNECTOR-25	
25G DAC - Cisco	1x .. 2x	DAC are not in Fujitsu's portfolio yet. Thus, purchase from switch vendors.		
25G DAC - Mellanox	1x .. 2x	purchase from switch vendors.		
25G AOC - Cisco	1x .. 2x	AOC are not in Fujitsu's portfolio yet. Thus, purchase from switch vendors.		
25G AOC - Mellanox	1x .. 2x	purchase from switch vendors.		

max. 2x SFP28 or DAC/AOC Cable per adapter

**Optional Cisco Ethernet Direct Attach Copper Cables (DACs) - not introduced by Fujitsu; available for purchase at Cisco**

Cisco DAC Splitter Cable 100G to 4x25G,	1x	Cisco 100GBase QSFP to 4xSFP25G Passive,	Cisco P/N: OSFP-4SFP25G-CU1M
Cisco DAC Splitter Cable 100G to 4x25G,	1x	Cisco 100GBase QSFP to 4xSFP25G Passive,	Cisco P/N: OSFP-4SFP25G-CU2M
Cisco DAC Splitter Cable 100G to 4x25G,	1x	Cisco 100GBase QSFP to 4xSFP25G Passive,	Cisco P/N: OSFP-4SFP25G-CU3M

One Cisco DAC Splitter cable connects up to 4 25G ports, i.e. 2x PLAN EP QL41212 cards to a single Cisco 100G Switch Port.

**Optional 10Gb SFP+ Optical Transceivers with LC Connector, or Active or Passive Twinax Cables SFP+**

SFP+ Optical Transceiver 10G Single Rate S	2x	LC, MMF / SR SFP+ module, up to 400m	S26361-F3986-E3	S26361-F3986-L3
SFP+ Optical Transceiver 10G Single Rate L	2x	LC, SMF / LR SFP+ module, up to 10km	S26361-F3986-E4	S26361-F3986-L4
SFP+ Optical Transceiver 10G1G Dual Rate	1x ... 4x	LC, MMF / SR SFP+ module, up to 400m, <b>Intel</b>	S26361-F3986-E5	S26361-F3986-L5
SFP+ Optical Transceiver 10G1G Dual Rate	1x ... 4x	LC, SMF / LR SFP+ module, up to 10km, <b>Intel</b>	S26361-F3986-E6	S26361-F3986-L6
*Virtual Connector* for Twinax cables	2x	Enablement for System Architect	V-TWAX CONNECTOR-PY	
Amphenol Active Twinax Cable SFP+ for 10G	2x	Amphenol 10G Active Twinax Cable, 2m	S26361-F3989-E600	S26361-F3989-L102
Amphenol Active Twinax Cable SFP+ for 10G	2x	Amphenol 10G Active Twinax Cable, 5m	Customized Cable Length	S26361-F3989-L105
Amphenol Active Twinax Cable SFP+ for 10G	2x	Amphenol 10G Active Twinax Cable, 10m		S26361-F3989-L110
Brocade Active Twinax Cable SFP+ for 10G	2x	Brocade 10G Active Twinax Cable, 1m	S26361-F3873-E500	S26361-F3873-L501
Brocade Active Twinax Cable SFP+ for 10G	2x	Brocade 10G Active Twinax Cable, 3m	Customized Cable Length	S26361-F3873-L503
Brocade Active Twinax Cable SFP+ for 10G	2x	Brocade 10G Active Twinax Cable, 5m		S26361-F3873-L505
Cisco Passive Twinax Cable SFP+ for 10G, 1	2x	Cisco 10G Passive Twinax Cable, 1m	Cisco P/N for: S26361-F4571-L101	
Cisco Passive Twinax Cable SFP+ for 10G, 3	2x	Cisco 10G Passive Twinax Cable, 3m	Cisco P/N for: S26361-F4571-L103	
Cisco Passive Twinax Cable SFP+ for 10G, 5	2x	Cisco 10G Passive Twinax Cable, 5m	Cisco P/N for: S26361-F4571-L105	
Cisco Active Twinax Cable SFP+ for 10G, 7m	2x	Cisco 10G Active Twinax Cable, 7m	Cisco P/N for: S26361-F4571-L107	
Cisco Active Twinax Cable SFP+ for 10G, 10	2x	Cisco 10G Active Twinax Cable, 10m	Cisco P/N for: S26361-F4571-L110	

Max. 2x SFP+ or Twinax Cable per controller. Customized Cable Length means: best fitting cable length is defined during rack installation at the factory.

max. 6x adapters per system

**40G Ethernet Network Components**

<b>40G Ethernet network adapter with QSFP cage (requires DAC, AOC cables or optical transceiver QSFP modules)</b>				
Supports 40Gbps line rate per port				
PLAN EP MCX4-EN 40Gb 2p QSFP LP	2x	Dual Port NIC, RoCE RDMA, Mellanox ConnectX4-EN	S26361-F4053-E202	S26361-F4053-L502
<b>Optional, 40Gb QSFP Optical Transceiver module with MPO connector for PLAN EP MCX4-EN 40Gb 2p QSFP</b>				
QSFP 40G SR4, MPO 850nm 30m MC2210411-SR4	2x	MMF / SR4 QSFP module, Mellanox. Max reach supported 30m	S26361-F4053-E701	S26361-F4053-L701
QSFP 40G SR4, MPO 850nm 150m MC2210411-SR4	2x	MMF / SR4 QSFP module, Mellanox. Max reach supported 150m	S26361-F4053-E702	S26361-F4053-L702
QSFP 40G SR4, MPO 850nm 150m MMA1800-B150D	2x	MMF / SR4 QSFP module, Mellanox. Max reach supported 150m	S26361-F4053-E703	S26361-F4053-L703
*Virtual Connector* for DAC/AOC cables	2x	Enablement for System Architect	V-DAC/AOC-CONNECTOR-40	
40G DAC - Cisco	2x	DAC are not in Fujitsu's portfolio yet. <b>max. 2x</b> test only and purchase from switch <b>vendor</b>		
40G DAC - Mellanox	2x	DAC are not in Fujitsu's portfolio yet. <b>max. 2x</b> test only and purchase from switch <b>vendor</b>		
40G AOC - Cisco	2x	AOC are not in Fujitsu's portfolio yet. <b>max. 2x</b> test only and purchase from switch <b>vendor</b>		
40G AOC - Mellanox	2x	AOC are not in Fujitsu's portfolio yet. <b>max. 2x</b> test only and purchase from switch <b>vendor</b>		

Max. 2x QSFP or DAC, AOC per PLAN EP MCX4-EN 40Gb 2p QSFP

max. 2x adapters per system

**100G Ethernet Network Components**

<b>100G Ethernet network adapter with 1x QSFP28 cage (requires twinax cables or optical transceiver QSFP28 modules)</b>				
Supports 100Gbps line rate				
PLAN EP QL45611 100Gb 1p QSFP28 LP	2x	Single Port NIC, RoCE RDMA, <b>Marvell FastLinQ®</b> QL45611HLCU	S26361-F4057-E201	S26361-F4057-L501
PLAN EP MCX4-EN 100Gb 1p QSFP28 LP	2x	Single Port NIC, RoCE RDMA, Mellanox ConnectX4-EN	S26361-F4052-E201	S26361-F4052-L501
<b>Optional, 100Gb QSFP28 Optical Transceiver module with MPO connector for PLAN EP QL45611 100Gb 1p QSFP28</b>				
QSFP28 100G SR4 MPO 850nm 100m MMA1800-C100D	1x	MMF / SR4 QSFP28 module, Mellanox. Max reach supported 100m	S26361-F4052-E701	S26361-F4052-L701
QSFP28 100G PSM4 1310nm 500m MMS1C10-CM	1x	MMF / SR QSFP28 module, Mellanox. Max reach supported 500m	S26361-F4052-E801	S26361-F4052-L801
*Virtual Connector* for DAC/AOC cables	1x	Enablement for System Architect	V-DAC/AOC-CONNECTOR-100	
100G DAC - Cisco	1x	DAC are not in Fujitsu's portfolio yet. <b>max. 1x</b> test only and purchase from switch <b>vendor</b>		
100G DAC - Mellanox	1x	DAC are not in Fujitsu's portfolio yet. <b>max. 1x</b> test only and purchase from switch <b>vendor</b>		
100G AOC - Cisco	1x	AOC are not in Fujitsu's portfolio yet. <b>max. 1x</b> test only and purchase from switch <b>vendor</b>		
100G AOC - Mellanox	1x	AOC are not in Fujitsu's portfolio yet. <b>max. 1x</b> test only and purchase from switch <b>vendor</b>		

Max. 1x QSFP28 or DAC/AOC Cable per PLAN EP QL45611 100Gb 1p QSFP28 or PLAN EP MCX4-EN 100Gb 1p QSFP28

max. 4x adapters per system

**Q**

Q

**Network cables for later upgrade**

Fujitsu active SFP+ Twinax 10Gb cable	
SFP+ active Twinax Cable Fujitsu 2m	S26361-F3989-L102
SFP+ active Twinax Cable Fujitsu 5m	S26361-F3989-L105
SFP+ active Twinax Cable Fujitsu 10m	S26361-F3989-L110

Brocade active SFP+ Twinax 10Gb cable	
SFP+ active Twinax Cable Brocade 1m	S26361-F3873-L501
SFP+ active Twinax Cable Brocade 3m	S26361-F3873-L503
SFP+ active Twinax Cable Brocade 5m	S26361-F3873-L505

R

**Chapter 12 - Fibre Channel Controller**

K

32G Fibre Channel adapters with LC interface for 50µm optical cables (OM4 or OM3)				
These adapters ship with optical transceiver modules equipped for all ports.				
Adapters support 32GFC, 16GFC, and 8GFC infrastructures.				
PFC EP OLE2740 1x 32Gb LP	3x	1 port, low profile, Marvell Ologic®	S26361-F4043-E201	S26361-F4043-L501
PFC EP OLE2742 2x 32Gb LP	3x	2 ports, low profile, Marvell Ologic®	S26361-F4043-E202	S26361-F4043-L502
PFC EP LPe32000 1x 32Gb LP	2x	1 port, low profile, Broadcom Emulex®	S26361-F4044-E201	S26361-F4044-L501
PFC EP LPe32002 2x 32Gb LP	2x	2 ports, low profile, Broadcom Emulex®	S26361-F4044-E202	S26361-F4044-L502

16G Fibre Channel adapters with LC interface for 50µm optical cables (OM4 or OM3)				
These adapters ship with optical transceiver modules equipped for all ports.				
Adapters support 16GFC, 8GFC, and 4GFC infrastructures.				
PFC EP OLE2690 1x 16Gb LP	3x	1 port, low profile, Marvell Ologic®	S26361-F5580-E201	S26361-F5580-L501
PFC EP OLE2692 2x 16Gb LP	3x	2 ports, low profile, Marvell Ologic®	S26361-F5580-E202	S26361-F5580-L502
PFC EP LPe31000 1x 16Gb LP	3x	1 port, low profile, Broadcom Emulex®	S26361-F5596-E201	S26361-F5596-L501
PFC EP LPe31002 2x 16Gb LP	3x	2 ports, low profile, Broadcom Emulex®	S26361-F5596-E202	S26361-F5596-L502

max. 6 adapters per system

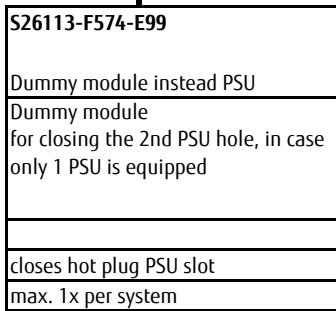
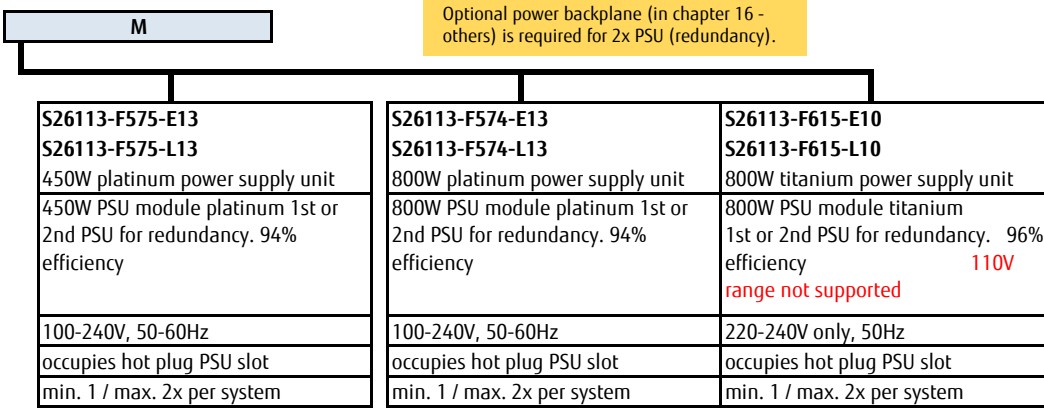
**Chapter 13 - Infiniband Controllers**

Infiniband and Omni Path controller will be released by Project Released.

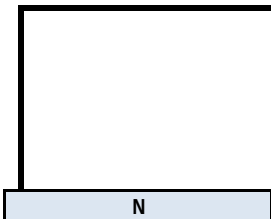
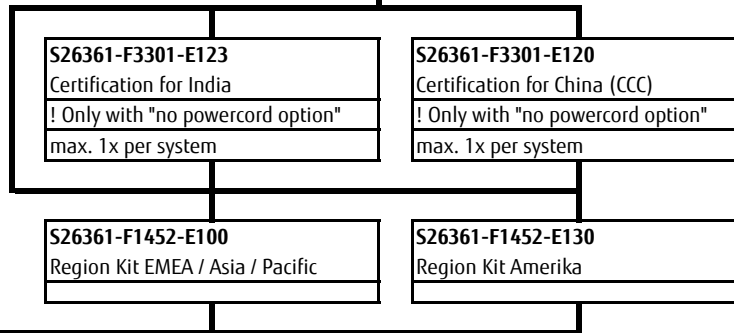
L



**Chapter 14 - Power supply unit, power cable, country specific options**



Power cord option for Rack Server, 4m, grey (1x per PSU)	
<b>T26139-Y1968-E100</b>	Powercord for rack, IEC 320 C14 connector
<b>T26139-Y1742-E10</b>	USA, Canada, 1.8m, black
<b>T26139-Y3850-E10</b>	no power cord



**Chapter 14 - Energy Star**

0

<b>S26361-F3301-E521</b>
RX2520 M5 E-Star Fam1
Limits configuration in accordance with Energy Star requirements for systems with 1 CPU
max. 1x per system

<b>S26361-F3301-E522</b>
RX2520 M5 E-Star Fam2
Limits configuration in accordance with Energy Star requirements for systems with 2 CPU
max. 1x per system

limitations for E-Star Fam1 / 2 certification:

Please make sure to follow the guidelines below in order to meet ENERGY STAR V3.0 Fam1 requirements:

1 CPU Variante, **exclusions**, not a single violation is allowed by ENERGY STAR 3.0:  
2 CPU Variante, as above, in brackets (xx):  
 not allowed are:

- CPU Xeon Bronze 3204
- CPU Xeon Gold 5222
- CPU with Multiplier of core and frequency is less than 16,8
- less than 6 (12) RAM Modules
- 8 GB RAM Modules
- DCPMM (Apache) Memory Modules
- 3,5" HDD
- more than 12 (24) x 2,5" HDD/SSD/PCIe SSD/M.2 Modul (12 / 24 is ok)
- more than 3x PCIe cards (i.e. Raid, LAN, Fiberchannel, Infiniband card, PCIe SSD)
- Grafic card
- Riser card
- Expander card

CPU restriction according to CPU page

ENERGY STAR-configurations with one CPU will be labeled:  
 ENERGY STAR-configurations with two CPU will be labeled:  
 non ENERGY STAR-configurations will be labeled:

**PRIMERGY RX2520 M5 E-Star Fam1**  
**PRIMERGY RX2520 M5 E-Star Fam2**  
**PRIMERGY RX2520 M5**

P

## Chapter 15 - Accessories

Q

<http://www.fujitsu.com/fts/products/computing/peripheral/accessories/index-facts.html>

### USB sticks (FOR PROJECTS ONLY) - no standard release

ADATA USB 3.0 Flash Stick UE700 - 32GB	S26391-F6048-L332
ADATA USB 3.0 Flash Stick UE700 - 64GB	S26391-F6048-L364



### USB Optical Disc Drive

External Ultra Slim Portable DVD Writer (Hitachi-LG)	S26341-F103-L142
--	------------------



R

**Chapter 16 - others**

0

<b>S26361-F3699-E20</b>
<b>S26361-F3699-L20</b>
Redundant power supply
Power backplane for redundant power supply units.
Contains power backplane, cables.
max. 1x per system

<b>S26361-F1790-E243</b>
<b>S26361-F1790-L244</b>
iRMC <b>SS</b> advanced pack
integrated remote Management controller activation key for graphical console redirection and remote media redirection
max. 1x per system

<b>S26361-F1790-E311</b>
<b>embedded Lifecycle Management (eLCM)</b>
Server Online Update
OS driver Update
Hardware firmware update
Server Offline Update
Hardware update via Update Manager Express
PrimeCollect
Autonomous creation of Primecollect archives
Creation and use of PrimeCollect archives over AIS connect
Custom Image (Jukebox function)
Automatic and manual download of CD and DVD Images
Automatic and manual start of CD and DVD Images
max. 1x per system

Loose delivery
eLCM Activation Pack (Node Locked License)
<b>BDL:ELCM-PACK</b>
<b>options contains:</b>
- 16GB SD card
- Paper with TAN for Licensekey

Advanced Thermal design cannot be combined with the Flash backup unit of the RAID controllers

<b>S26361-F3776-E440</b>
Cool-safe ® Advanced Thermal design 40°C
enables the PRIMERGY Server to cope with temperatures from 5-40° in operating mode due to extended Fan settings
this setting can be activated ex factory only
max. 1x per system

<b>S26361-F3776-E445</b>
Cool-safe ® Advanced Thermal design 45°C
enables the PRIMERGY Server to cope with temperatures from 5-45° in operating mode due to extended Fan settings
this setting can be activated ex factory only
max. 1x per system

<b>S26361-F3552-E100</b>
<b>S26361-F3552-L100</b>
TPM 2.0 Module SPI
max. 1x per system

<b>S26361-F3552-E101</b>
TPM 1.2 Module SPI
max. 1x per system

<b>S26361-F3120-E50</b>
<b>S26361-F3120-L50</b>
Serial Port
for a RS-232-C Serial Port interface
max. 1x per system

You would like to add some customer specific solutions?

**made4you**

With our made4you service we fulfill any individual requirement and wish of our customers perfectly - e.g.

- > special hardware configurations,
- > staging services ex factory,
- > extended lifecycle management,
- > customer specific logos, component,
- > BIOS fixes and many more.

For further information please contact us via [customer.projects@ts.fujitsu.com](mailto:customer.projects@ts.fujitsu.com).

#### Fujitsu Portfolio

Build on industry standards, Fujitsu offers a full portfolio of IT hardware and software products, services, solutions and cloud offering, ranging from clients to datacenter solutions and includes the broad stack of Business Solutions, as well as the full stack of Cloud offering. This allows customers to leverage from alternative sourcing and delivery models to increase their business agility and to improve their IT operation's reliability.



Your Server is ready

Date of change [dd.mm.yyyy]	Folder / order code / description	Name	What has been changed / comment
25.09.2019	Energy Star	Johannes Linne	added limitation in Folder Energy Star
19.09.2019	CPU	Klaus-Dieter Ruf	Added Xeon Gold 5218B SKU
26.07.2019	HD_SSD / S26361-F5571/F5624/F3904-	Yuichi Sugiyama	removed the description as "as soon as available"
26.07.2019	HD_SSD / S26361-F5737/F5738-* / updated	Yuichi Sugiyama	removed the description as "as soon as available"
17.07.2019	LAN	Ulrich Lösch	S26361-F4053-E703, -L703 Transceiver 40G added
09.07.2019	base	Robert Brunnbauer	Updated base units for ATD
16.04.2019	LAN_FC	Ulrich Lösch	First review Ethernet and Fibre Channel adapters
07.03.2019	HD_SSD / S26361-F5571/F5624/F3904-	Yuichi Sugiyama	added
01.03.2019	HD_SSD / S26361-F5737/F5738-* / added	Yuichi Sugiyama	added
01.03.2019	HD_SSD / add the description as "based on	Yuichi Sugiyama	add the description as "based on xxxx" for SSD
19.02.2019	CPU	M.Pentney-Schmidt	changed TDP on 4214Y
12.02.2019	HD_SSD / S26361-F3907-* / add the	Yuichi Sugiyama	added the exclusion for HDD SATA 2.5" 7.2K 512e and
12.02.2019	HD_SSD	Yuichi Sugiyama	removed the description as "as soon as available"
05.02.2019	RAM	Robert Brunnbauer	768 GB max memory using RDIMM
04.02.2019	RAID	Johannes Linne	removed PRAID EP420e as EP540e is available
10.01.2019	HD_SSD	Yuichi Sugiyama	Updated HD_SSD page
10.12.2018	base	M.Pentney-Schmidt	Updated base units to M5
10.12.2018	CPU	M.Pentney-Schmidt	Updated CPU page to M5
10.12.2018	RAM	M.Pentney-Schmidt	Updated RAM page to M5
12.12.2018	CPU	M.Pentney-Schmidt	Update on CPU page
18.12.2018	RAM	M.Pentney-Schmidt	minor update on description
07.12.2018	PRIMERGY RX2520 M5 configurator	Robert Brunnbauer	First draft issued