

“পুঁজিবাজারে বিনিয়োগ ঝুঁকিপূর্ণ। জেনে ও বুঝে বিনিয়োগ করুন”

“Investment in capital market involves certain degree of risks. The investors are required to read the prospectus and risk factors carefully, assess their own financial conditions and risk taking ability before making their investment decisions.”

PUBLIC ISSUE OF 25,000,000 ORDINARY SHARES

ISSUE DATE OF THE PROSPECTUS: OCTOBER 03, 2018

OFFER PRICE TK.10.00 EACH AT PAR

TOTAL SIZE OF FUND TO BE RAISED TK.250,000,000.00

Opening and Closing date of Subscription

Opening date of subscription: October 28, 2018

Closing date of subscription(Cut-off Date): November 07, 2018

PROSPECTUS

Name of Issuer:



S. S. STEEL LIMITED

MANAGER TO THE ISSUE



CITIZEN SECURITIES & INVESTMENT LIMITED

(i) Preliminary Information and Declarations:

Name(s), address(s), telephone number(s), web address(s), e-mail(s), fax number(s) and contact persons of the issuer, issue manager, underwriter(s), auditors, credit rating company and valuer, where applicable;

Name & Address	Contact Person	Telephone, Fax Number, E-mail & Web Address
Issuer:		
S. S. Steel Limited Registered Office: The Pearl Trade Center, Cha - 90/3 Pragati Sarani North Badda, Dhaka-1212. Factory: Plot-04, Block-B, Tongi Industrial Area, Gazipur.	Md. Mostafizur Rahman Company Secretary	Tel: 02 985 6988, Ext: 105 Fax: 02 9815968 Website: www.sssteel.biz E-mail: mostafizur.rahman@sssteel.biz
Issue Manager:		
Citizen Securities & Investment Ltd. House: 408 (1 st floor), Road: 29, Mohakhali DOHS, Dhaka-1000, Bangladesh	Md. Uzzal Hossain Managing Director & CEO (CC)	Tel: 02-9847988 Fax: 02-9570546 Website: www.citizensecurities.com E-mail: ceo@citizensecurities.com
Underwriters:		
First Security Islami Capital & Investment Limited 12 th Floor, Al Amin Center, 25/A, Dilkusha C/A, Dhaka	K M Rasidul Hasan Chief Executive Officer (CEO)	Tel: 02 7175819-20, Tel: 02 9559827,29 Fax: +88 02-9515917 Website: www.fsicibd.com E-mail: info@fsicibd.com
BMSL Investment Limited Shareef Mansion (4 th Floor) 56-57 Motijheel C/A Dhaka-1000, Bangladesh	Md. Riyad Matin Managing Director	Tel: 02 9577651 Tel: 02 9570624 Fax: +880-2 47117218 Website: www.bmslinvestment.com E-mail: info@bmslinvestment.com
Auditor:		
MABS & J Partners Chartered Accountants SMC Tower (7 th floor) 33, Banani C/A, Road No-17, Dhaka-1213	Sajedul Hoque Talukder, FCA Partner	Tel: 02-9339725 Tel: 02-9339732 Fax: 02-8313128 Website: www.mabsj.com E-mail: info@mabsj.com
Valuer:		
Ata Khan & Co. Chartered Accountants and Valuers 67 Motijheel Commercial Area, Dhaka-1000, Bangladesh	Kazi Maqbul Ahmed Partner	Tel: +88-02-9560933 Tel: +88-02-9560716 Fax: +88-02-9567351 Website: www.atakhanandcoca.com E-mail: info@atakhanandcoca.com

(ii) "A person interested to get a prospectus may obtain from the issuer and the issue managers."

(iii) "If you have any query about this document, you may consult the issuer, issue manager and underwriters"

(iv) "CONSENT OF THE BANGLADESH SECURITIES AND EXCHANGE COMMISSION HAS BEEN OBTAINED TO THE ISSUE OR OFFER OF THESE SECURITIES UNDER THE SECURITIES AND EXCHANGE ORDINANCE, 1969, AND THE BANGLADESH SECURITIES AND EXCHANGE COMMISSION (PUBLIC ISSUE) RULES, 2015. IT MUST BE DISTINCTLY UNDERSTOOD THAT IN GIVING THIS CONSENT THE COMMISSION DOES NOT TAKE ANY RESPONSIBILITY FOR THE FINANCIAL SOUNDNESS OF THE ISSUER COMPANY, ANY OF ITS PROJECTS OR THE ISSUE PRICE OF ITS SECURITIES OR FOR THE CORRECTNESS OF ANY OF THE STATEMENTS MADE OR OPINION EXPRESSED WITH REGARD TO THEM. SUCH RESPONSIBILITY LIES WITH THE ISSUER, ITS DIRECTORS, CHIEF EXECUTIVE OFFICER, MANAGING DIRECTOR, CHIEF FINANCIAL OFFICER, COMPANY SECRETARY, ISSUE MANAGER, ISSUE MANAGER'S CHIEF EXECUTIVE OFFICER, UNDERWRITERS, AUDITOR(S), VALUER."

(v) 'Risks in relation to the First Issue'

"This being the first issue of the issuer, there has been no formal market for the securities of the issuer. The face value of the securities is Tk. 10.00 (Ten) and the issue price is Tk. 10.00 (Ten) i.e. the face value. The issue price has been determined and justified by the issuer and the issue manager as stated under the paragraph on "Justification of Issue Price" should not be taken to be indicative of the market price of the securities after listing. No assurance can be given regarding an active or sustained trading of the securities or the price after listing."

(vi) 'General Risk'

"Investment in securities involves a degree of risk and investors should not invest any funds in this offer unless they can afford to take the risk of losing their investment. Investors are advised to read the risk factors carefully before taking an investment decision in this offer. For taking an investment decision, investors must rely on their own examination of the issuer and the offer including the risks involved. The securities have not been recommended by the Bangladesh Securities and Exchange Commission (BSEC) nor does BSEC guarantee the accuracy or adequacy of this document. Specific attention of investors is invited to the statement of 'risk factors' given on page number(s) **224-233**"

(vii) S. S. Steel Limited's Absolute Responsibility'

"The issuer, having made all reasonable inquiries, accepts responsibility for and confirms that this prospectus contains all material information with regard to the issuer and the issue, that the information contained in the prospectus are true, fair and correct in all material aspects and are not misleading in any respect, that the opinions and intentions expressed herein are honestly held and that there are no other facts, the omission of which make this document as a whole or any of such information or the expression of any such opinions or intentions misleading in any material respect."

AVAILABILITY OF PROSPECTUS

(i) Names, addresses, telephone numbers, fax numbers, website addresses and e-mail addresses and names of contact persons of the institutions where the prospectus and abridged version of prospectus are available in hard and soft forms;

The prospectus and abridged version of prospectus in hard and soft forms of S. S. Steel Limited shall be obtained from the following addresses:

Name & Address	Contact Person	Telephone, Fax Number, E-mail & Web Address
Issuer:		
S. S. Steel Limited Registered Office: The Pearl Trade Center, Cha - 90/3 Pragati Sarani North Badda, Dhaka-1212. Factory: Plot-04, Block-B, Tongi Industrial Area, Gazipur.	Md. Mostafizur Rahman Company Secretary	Tel: 02 9856988, Ext-105 Fax: 02 9815968 Website: www.sssteel.biz E-mail: mostafizur.rahman@sssteel.biz
Issue Manager:		
Citizen Securities & Investment Ltd. House: 408 (1 st floor), Road: 29, Mohakhali DOHS, Dhaka-1000, Bangladesh	Md. Uzzal Hossain Managing Director & CEO (CC)	Tel: 02-9847988 Fax: 02-9570546 Website: www.citizensecurities.com E-mail: ceo@citizensecurities.com
Stock Exchanges:		
Dhaka Stock Exchange Limited (DSE) DSE Library, 9/F, Motijheel C/A, Dhaka-1000	Afzalur Rahaman Manager	Tel: 02-9564601, 02-9576210-18 Fax: 02-9564727, 02-9569755 Web: www.dsebd.org E-mail: research@dsebd.org
Chittagong Stock Exchange Limited (CSE) CSE Building, 1080, Sk. Mujib Road Agrabad C/A Chittagong-4000 Dhaka Liaison Office: Eunoos Trade Center (Level-15) 52-53 Dilkusha C/A, Dhaka-1000.	Mohammed Javed Sarwar Assistant Manager	Tel: 31-714632-3, 02-9513911-15 Fax: 31-714101, 02-9513906 Web: www.cse.com.bd E-mail: javed@cse.com.bd

Prospectus would also be available on the web sites of BSEC (www.sec.gov.bd), DSE (www.dsebd.org), CSE (www.csebd.com), S. S. Steel Limited (www.sssteel.biz) and Citizen Securities & Investment Limited (www.citizensecurities.com) at the Public Reference Room of the Bangladesh Securities and Exchange Commission (BSEC) for reading and studying.

ii) Names and dates of the newspaper where abridged version of Prospectus was published:

Sl. No.	Name of the Newspapers	Date of Publication
01	The Daily New Age	October 03, 2018
02	The Daily New Nation	October 03, 2018
03	The Daily Amar Sangbad	October 03, 2018
04	The Daily Share Biz	October 03, 2018

(iii) Definitions and Acronyms/Elaborations:

A	
“Articles” or “Articles of Association” or “AoA”	The Articles of Association of S. S. Steel Limited, as amended
“Memorandum” or “Memorandum of Association” or “MoA”	The Memorandum of Association of S. S. Steel Limited, as amended
AGM	Annual General Meeting
Allotment	Allotment of Shares
B	
BAS	Bangladesh Accounting Standard
BBA	Bachelor of Business Administration
BB	Bangladesh Bank
BDT	Bangladeshi Taka
BFRS	Bangladesh Financial Reporting Standards
BO A/C	Beneficiary Owner’s Account
BIDA	Bangladesh Investment Development Authority
BSEC	Bangladesh Securities and Exchange Commission
BUET	Bangladesh University of Engineering and Technology
C	
CDBL	Central Depository Bangladesh Limited
CEO	Chief Executive Officer
CFO	Chief Financial Officer
Certificate	Share Certificate
CIB	Credit Information Bureau
CI	Cast Iron
CIS	Collective Investment Scheme
Companies Act	Companies Act, 1994 (Act. No. XVIII of 1994)
Commission	Bangladesh Securities and Exchange Commission
CSE	Chittagong Stock Exchange Limited
CSIL	Citizen Securities & Investment Ltd.
D	
DSE	Dhaka Stock Exchange Limited
E	
EI	Eligible Investor
EPS	Earnings Per Share
Exchanges	Stock Exchanges

F	
FC Account	Foreign Currency Account
FI	Financial Institution
G	
GOB	Government of People's Republic of Bangladesh
I	
ICAB	The Institute of Chartered Accountants of Bangladesh
IPO	Initial Public Offering
Issue	Public Issue of Shares
Issue Manager	Citizen Securities & Investment Ltd.
Issuer	S. S. Steel Limited
L	
LC	Letter of Credit
M	
M	Management of the issuer of S. S. Steel Limited
MBA	Master of Business Administration
MD	Managing Director
MS	Mild Steel
N	
NAV	Net Asset Value
NBR	National Board of Revenue
NRB	Non-Resident Bangladeshi
NBFI	Non-Bank Financial Institution
O	
Offering Price	Price of the Securities of S. S. Steel Limited
Our Company	S. S. Steel Limited
P	
PE	Price to Earnings
PEB	Pre-engineered building
PNS	Plates And Structural Scrap
R	
Registered Office	Registered Office of S.S. Steel Limited
RJSC	Registrar of Joint Stock Companies and Firms

S	
SC	Share Certificate
Securities	Share of S. S. Steel Limited
Sponsors	Subscriber to the management of S. S. Steel Limited
SSSTEEL	S. S. Steel Limited
Stockholders	S. S. Steel Limited
Subscription	Application for IPO of S. S. Steel Limited
T	
The Company	S. S. Steel Limited
TIN	Tax Identification Number
Tk.	Bangladeshi Taka
TMT	Thermo Mechanically Treated
U	
USD	United States Dollar
V	
VAT	Value Added Tax
W	
WDV	Written Down Value
WPPF	Workers' Profit Participation Fund
500W	This bar is weldable

TABLE OF CONTENTS

SL. NO.	PARTICULARS	PAGE NO.
CHAPTER (I)	EXECUTIVE SUMMARY	23-27
(a)	About the industry;	24
(b)	About the Issuer;	24
(c)	Financial Information;	25
(d)	Features of the issue and its objects;	25
(e)	Legal and Other Information;	26
(f)	Promoters' background;	26
(g)	Capital structure and history of capital raising;	27
(h)	Summary of Valuation Report of Securities.	27
CHAPTER (II)	CONDITIONS IMPOSED BY THE COMMISSION IN THE CONSENT LETTER	28-36
	Disclosure in respect of issuance of security in demat form:	29
	Conditions under 2cc of the Securities and Exchange Ordinance, 1969:	29-36
CHAPTER (III)	DECLARATION AND DUE DILIGENCE CERTIFICATES	37-44
Annexure-A	Declaration about the responsibility of the Director(s), including the CEO of S. S. Steel Limited in respect of Prospectus.	38
Annexure-B	Due Diligence Certificate of the Manager to the Issue.	39-40
Annexure-C	Due Diligence Certificate of the Underwriter(s).	41-44
CHAPTER (IV)	ABOUT THE ISSUER	45-47
(a)	Name of the issuer, dates of incorporation and commencement of its commercial operations, its logo, addresses of its registered office, other offices and plants, telephone number, fax number, contact person, website address and e-mail address;	46
(b)	The names of the sponsors and directors of the issuer;	46
(c)	The name, logo and address of the auditors and registrar to the issue, along with their telephone numbers, fax numbers, contact persons, website and e-mail addresses;	47
(d)	The name(s) of the stock exchanges where the specified securities are proposed to be listed.	47
CHAPTER (V)	CORPORATE DIRECTORY OF THE ISSUER	48-49
CHAPTER (VI)	DESCRIPTION OF THE ISSUER	50-159
(a)	Summary	51-51
	(i) The summary of the industry and business environment of the issuer.	51
	(ii) Summary of consolidated financial, operating and other information.	51
(b)	General Information	52-55
	(i) Name and address, telephone and fax numbers of the registered office, corporate head office, other offices, factory, business premises and outlets of the issuer;	52

	(ii)	The board of directors of the issuer;	52
	(iii)	Names, addresses, telephone numbers, fax numbers and e-mail addresses of the chairman, managing director, whole time directors, etc. of the issuer;	52
	(iv)	Names, addresses, telephone numbers, fax numbers and e-mail addresses of the CFO, company secretary, legal advisor, auditors and compliance officer;	53
	(v)	Names, addresses, telephone numbers, fax numbers, contact person, website addresses and e-mail addresses of the issue manager(s), registrar to the issue etc.	53
	(vi)	Details of credit rating, where applicable	53
	(vii)	Following details of underwriting:	53-55
	(a)	The names, addresses, telephone numbers, fax numbers, contact persons and e-mail addresses of the underwriters and the amount underwritten by them;	53
	(b)	Declaration by the underwriters that they have sufficient resources as per the regulatory requirements to discharge their respective obligations;	54
	(c)	Major terms and conditions of the underwriting agreements.	54-55
(c)		Capital Structure	55-59
	(i)	Authorized, issued, subscribed and paid up capital (number and class of securities, allotment dates, nominal price, issue price and form of consideration);	55
	(ii)	Size of the present issue, with break-up (number of securities, description, nominal value and issue amount);	55
	(iii)	Paid up capital before and after the present issue, after conversion of convertible instruments (if any) and share premium account (before and after the issue);	56
	(iv)	Category wise shareholding structure with percentage before and after the present issue and after conversion of convertible instruments (if any);	56
	(v)	Where shares have been issued for consideration in other than cash at any point of time, details in a separate table, indicating the date of issue, persons to whom those are issued, relationship with the issuer, issue price, consideration and valuation thereof, reasons for the issue and whether any benefits have been accrued to the issuer out of the issue;	56
	(vi)	Where shares have been allotted in terms of any merger, amalgamation or acquisition scheme, details of such scheme and shares allotted;	56
	(vii)	Where the issuer has issued equity shares under one or more employee stock option schemes, date-wise details of equity shares issued under the schemes, including the price at which such equity shares were issued;	56
	(viii)	If the issuer has made any issue of specified securities at a price lower than the issue price during the preceding two years, specific details of the names of the persons to whom such specified securities have been issued, relation with the issuer, reasons for such issue and the price thereof;	56

	(ix)	The decision or intention, negotiation and consideration of the issuer to alter the capital structure by way of issue of specified securities in any manner within a period of one year from the date of listing of the present issue;	57
	(x)	The total shareholding of the sponsors and directors in a tabular form, clearly stating the names, nature of issue, date of allotment, number of shares, face value, issue price, consideration, date when the shares were made fully paid up, percentage of the total pre and post issue capital, the lock in period and the number and percentage of pledged shares, if any, held by each of them;	58
	(xi)	The details of the aggregate shareholding of the sponsors and directors, the aggregate number of specified securities purchased or sold or otherwise transferred by the sponsor and/or by the directors of the issuer and their related parties within six months immediate preceding the date of filing the prospectus;	59
	(xii)	The name and address of any person who owns, beneficially or of record, 5% or more of the securities of the issuer, indicating the amount of securities owned, whether they are owned beneficially or of record, and the percentage of the securities represented by such ownership including number of equity shares which they would be entitled to upon exercise of warrant, option or right to convert any convertible instrument;	59
	(xiii)	The number of securities of the issuer owned by each of the top ten salaried officers, and all other officers or employees as group, indicating the percentage of outstanding shares represented by the securities owned.	59
(d)		Description of Business	60-66
	(i)	The date on which the issuer company was incorporated and the date on which it commenced operations and the nature of the business which the company and its subsidiaries are engaged in or propose to engage in;	60
	(ii)	Location of the project;	60
	(iii)	Plant, machinery, technology, process, etc.;	60
	(iv)	Details of the major events in the history of the issuer, including details of capacity or facility creation, launching of plant, products, marketing, change in ownership and/or key management personnel etc.;	61
	(v)	Principal products or services of the issuer and markets for such products or services. Past trends and future prospects regarding exports (if applicable) and local market, demand and supply forecasts for the sector in which the product is included with source of data;	61-62
	(vi)	If the issuer has more than one product or service, the relative contribution to sales and income of each product or service that accounts for more than 10% of the company's total revenues;	62
	(vii)	Description of associates, subsidiary and holding company of the issuer and core areas of business thereof;	63
	(viii)	How the products or services are distributed with details of the distribution channel. Export possibilities and export obligations, if any;	63
	(ix)	Competitive conditions in business with names, percentage and volume of market shares of major competitors;	63
	(x)	Sources and availability of raw materials, names and addresses of the principal suppliers and contingency plan in case of any disruption;	64

	(xi)	Sources of, and requirement for, power, gas and water or any other utilities and contingency plan in case of any disruption;	64
	(xii)	Names, address(s), telephone number, web address, e-mail and fax number of the customers who account for 10% or more of the company's products or services with amount and percentage thereof;	65
	(xiii)	Names, address(s), telephone number, web address, e-mail and fax number of the suppliers from whom the issuer purchases 10% or more of its raw material or finished goods with amount and percentage thereof;	65
	(xiv)	Description of any contract which the issuer has with its principal suppliers or customers showing the total amount and quantity of transaction for which the contract is made and the duration of the contract. If there is not any of such contract, a declaration is to be disclosed duly signed by CEO or MD, CFO and Chairman on behalf of Board of Directors;	65
	(xv)	Description of licenses, registrations, NOC and permissions obtained by the issuer with issue, renewal and expiry dates;	65
	(xvi)	Description of any material patents, trademarks, licenses or royalty agreements;	65
	(xvii)	Number of total employees and number of full-time employees;	66
	(xviii)	A brief description of business strategy;	66
	(xix)	A table containing the existing installed capacities for each product or service, capacity utilization for these products or services in the previous years, projected capacities for existing as well as proposed products or services and the assumptions for future capacity utilization for the next three years in respect of existing as well as proposed products or services. If the projected capacity utilization is higher than the actual average capacity utilization, rationale to achieve the projected levels.	66
(e)	Description of Property		67-83
	(i)	Location and area of the land, building, principal plants and other property of the company and the condition thereof;	67
	(ii)	Whether the property is owned by the company or taken on lease	67
	(iii)	Dates of purchase, last payment date of current rent (খাজনা) and mutation date of lands, deed value and other costs including details of land development cost, if any and current use thereof;	67
	(iv)	The names of the persons from whom the lands has been acquired or proposed to be acquired along with the cost of acquisition and relation, if any, of such persons to the issuer or any sponsor or director thereof;	68

	(v)	Details of whether the issuer has received all the approvals pertaining to use of the land, if required;	68
	(vi)	If the property is owned by the issuer, whether there is a mortgage or other type of charge on the property, with name of the mortgagee;	68
	(vii)	If the property is taken on lease, the expiration dates of the lease with name of the lessor, principal terms and conditions of the lease agreements and details of payment;	68
	(viii)	Dates of purchase of plant and machineries along with sellers name, address, years of sale, condition when purchased, country of origin, useful economic life at purchase and remaining economic life, purchase price and written down value;	69-77
	(ix)	Details of the machineries required to be bought by the issuer, cost of the machineries, name of the suppliers, date of placement of order and the date or expected date of supply, etc.;	78
	(x)	In case the machineries are yet to be delivered, the date of quotations relied upon for the cost estimates given shall also be mentioned;	78
	(xi)	If plant is purchased in brand new condition then it should be mentioned;	78
	(xii)	Details of the second hand or reconditioned machineries bought or proposed to be bought, if any, including the age of the machineries, balance estimated useful life, etc. as per PSI certificates of the said machineries as submitted to the Commission;	78
	(xiii)	A physical verification report by the issue manager(s) regarding the properties as submitted to the Commission;	79-84
	(xiv)	If the issuer is entitled to any intellectual property right or intangible asset, full description of the property, whether the same are legally held by the issuer and whether all formalities in this regard have been complied with;	84
	(xv)	Full description of other properties of the issuer.	84-90
(f)	Plan of Operation and Discussion of Financial Condition		91-159
	(i)	If the issuer has not started its commercial operation, the company's plan of operations for the period which would be required to start commercial operation which shall, among others, include:-	91
	(ii)	If the issuer had been in operation, the issuer's revenue and results from operation, financial position and changes in financial position and cash flows for the last five years or from commercial operation, which is shorter, shall be furnished in tabular form which shall, among others, include the following information:	91-130
	a)	Internal and external sources of cash;	95
	b)	Any material commitments for capital expenditure and expected sources of funds for such expenditure;	95
c)	Causes for any material changes from period to period in revenues, cost of goods sold, other operating expenses and net income;	95-96	

	d)	Any seasonal aspects of the issuer's business;	96
	e)	Any known trends, events or uncertainties that may have material effect on the issuer's future business;	96
	f)	Any assets of the company used to pay off any liabilities;	96
	g)	Any loan taken from or given to any related party or connected person of the issuer with details of the same;	96
	h)	Any future contractual liabilities the issuer may enter into within next one year, and the impact, if any, on the financial fundamentals of the issuer;	96
	i)	The estimated amount, where applicable, of future capital expenditure;	96
	j)	Any VAT, income tax, customs duty or other tax liability which is yet to be paid, including any contingent liabilities stating why the same was not paid prior to the issuance of the prospectus. Updated income tax status for the last 5 years or from commercial operation, which is shorter;	97
	k)	Any financial commitment, including lease commitment, the company had entered into during the past five years or from commercial operation, which is shorter, giving details as to how the liquidation was or is to be effected;	98
	l)	Details of all personnel related schemes for which the company has to make provision for in future years;	98
	m)	Break down of all expenses related to the public issue;	99
	n)	If the issuer has revalued any of its assets, the name, qualification and experiences of the valuer and the reason for the revaluation, showing the value of the assets prior to the revaluation separately for each asset revalued in a manner which shall facilitate comparison between the historical value and the amount after revaluation and giving a summary of the valuation report along with basis of pricing and certificates required under the revaluation guideline of the Commission;	100-107
	o)	Where the issuer is a holding or subsidiary company, full disclosure about the transactions, including its nature and amount, between the issuer and its subsidiary or holding company, including transactions which had taken place within the last five years of the issuance of the prospectus or since the date of incorporation of the issuer, whichever is later, clearly indicating whether the issuer is a debtor or a creditor;	108
	p)	Financial Information of Group Companies and Companies under common ownership by more than 50%: following information for the last three years based on the audited financial statements, in respect of all the group companies of the issuer, wherever applicable, along with significant notes of auditors:	108
	q)	Where the issuer is a banking company, insurance company, non-banking financial institution or any other company which is regulated and licensed by another	108

			primary regulator, a declaration by the board of directors shall be included in the prospectus stating that all requirements of the relevant laws and regulatory requirements of its primary regulator have been adhered to by the issuer;	
		r)	A report from the auditors regarding any allotment of shares to any person for any consideration otherwise than cash along with relationship of that person with the issuer and rationale of issue price of the shares;	108
		s)	Any material information, which is likely to have an impact on the offering or change the terms and conditions under which the offer has been made to the public;	109
		t)	Business strategies and future plans - projected financial statements shall be required only for companies not started commercial operation yet and authenticated by Chairman, two Directors, Managing Director, CFO, and Company Secretary.	109
		u)	Discussion on the results of operations shall inter-alia contain the following:	109-110
		1)	A summary of the past financial results after adjustments as given in the auditor's report containing significant items of income and expenditure;	109
		2)	A summary of the past financial results after adjustments as given in the auditor's report containing significant items of income and expenditure;	109
		3)	The income and sales on account of major products or services;	109
		4)	In case, other income constitutes more than 10% of the total income, the breakup of the same along with the nature of the income, i.e., recurring or non-recurring;	109
		5)	If a material part of the income is dependent upon a single customer or a few major customers, disclosure of this fact along with relevant data. Similarly if any foreign customer constitutes a significant portion of the issuer's business, disclosure of the fact along with its impact on the business considering exchange rate fluctuations;	110
		6)	In case the issuer has followed any unorthodox procedure for recording sales and revenues, its impact shall be analyzed and disclosed.	110
		v)	Comparison of recent financial year with the previous financial years on the major heads of the profit and loss statement, including an analysis of reasons for the changes in significant items of income and expenditure, inter-alia, containing the following:	111
		1)	Unusual or infrequent events or transactions including unusual trends on account of business	112

			activity, unusual items of income, change of accounting policies and discretionary reduction of expenses etc.;	
		2)	Significant economic changes that materially affect or are likely to affect income from continuing operations;	112
		3)	Known trends or uncertainties that have had or are expected to have a material adverse impact on sales, revenue or income from continuing operations;	112
		4)	Future changes in relationship between costs and revenues, in case of events such as future increase in labor or material costs or prices that will cause a material change are known;	112
		5)	The extent to which material increases in net sales or revenue are due to increased sales volume, introduction of new products or services or increased sales prices;	112
		6)	Total turnover of each major industry segment in which the issuer operated;	112
		7)	Status of any publicly announced new products or business segment;	112
		8)	The extent to which the business is seasonal.	112
		w)	Defaults or rescheduling of borrowings with financial institutions or banks, conversion of loans into equity along with reasons thereof, lock out, strikes and reasons for the same etc. during the history of operation of the company;	112
		x)	Details regarding the changes in the activities of the issuer during the last five years which may had a material effect on the profits or loss, including discontinuance of lines of business, loss of agencies or markets and similar factors;	112
		y)	Injunction or restraining order, if any, with possible implications;	112
		z)	Technology, market, managerial competence and capacity built-up;	113
		aa)	Changes in accounting policies in the last three years;	113
		bb)	Significant developments subsequent to the last financial year: A statement by the directors whether in their opinion there have arisen any circumstances since the date of the last financial statements as disclosed in the prospectus and which materially and adversely affect or is likely to affect the trading or profitability of the issuer, or the value of its assets, or its ability to pay its liabilities within the next twelve months;	114
		cc)	If any quarter of the financial year of the issuer ends after the period ended in the audited financial statements as disclosed in the prospectus unaudited financial statements for each of the said quarters duly authenticated by the CEO and CFO of the issuer;	114-164
		dd)	Factors that may affect the results of operations.	165

CHAPTER (VII)	MANAGEMENT'S DISCUSSION AND ANALYSIS OF FINANCIAL CONDITION	166-170
(a)	Overview of business and strategies;	167
(b)	SWOT Analysis;	168
(c)	Analysis of the financial statements of last five years;	169-170
(d)	Known trends demands, commitments, events or uncertainties;	170
(e)	Trends or expected fluctuations in liquidity;	170
(f)	Off-balance sheet arrangements.	170
CHAPTER (VIII)	DIRECTORS AND OFFICERS	171-178
(a)	Name, Father's name, age, residential address, educational qualification, experience and position of each of the directors of the company and any person nominated or represented to be a director, showing the period for which the nomination has been made and the name of the organization which has nominated him;	172
(b)	The date on which he first became a director and the date on which his current term of office shall expire;	172
(c)	If any director has any type of interest in other businesses, names and types of business of such organizations. If any director is also a director of another company or owner or partner of any other concern, the names of such organizations;	172
(d)	Statement of if any of the directors of the issuer are associated with the securities market in any manner. If any director of the Issuer Company is also a director of any issuer of other listed securities during last three years then dividend payment history and market performance of that issuer;	173
(e)	Any family relationship (father, mother, spouse, brother, sister, son, daughter, spouse's father, spouse's mother, spouse's brother, spouse's sister) among the directors and top five officers;	173
(f)	A very brief description of other businesses of the directors;	173-174
(g)	Short bio-data of each director;	174
(h)	Loan status of the issuer, its directors and shareholders who hold 10% or more shares in the paid-up capital of the issuer in terms of the CIB Report of Bangladesh Bank;	175
(i)	Name with position, educational qualification, age, date of joining in the company, overall experience (in year), previous employment, salary paid for the financial year of the Chief Executive Officer, Managing Director, Chief Financial Officer, Company Secretary, Advisers, Consultants and all Departmental Heads. If the Chairman, any director or any shareholder received any monthly salary than this information should also be included;	175
(j)	Changes in the key management persons during the last three years. Any change otherwise than by way of retirement in the normal course in the senior key management personnel particularly in charge of production, planning, finance and marketing during the last three years prior to the date of filing the information memorandum. If the turnover of key management personnel is high compared to the industry, reasons should be discussed;	175-176

(k)	A profile of the sponsors including their names, father's names, age, personal addresses, educational qualifications, and experiences in the business, positions or posts held in the past, directorship held, other ventures of each sponsor and present position;	176
(l)	If the present directors are not the sponsors and control of the issuer was acquired within five years immediately preceding the date of filing prospectus details regarding the acquisition of control, date of acquisition, terms of acquisition, consideration paid for such acquisition etc.;	176
(m)	If the sponsors or directors do not have experience in the proposed line of business, the fact explaining how the proposed activities would be carried out or managed;	176
(n)	Interest of the key management persons;	176
(o)	All interests and facilities enjoyed by a director;	176
(p)	Number of shares held and percentage of share-holding (pre issue);	177-178
(q)	Change in board of directors during last three years;	178
(r)	Director's engagement with similar business.	178
CHAPTER (IX)	CERTAIN RELATIONSHIPS AND RELATED TRANSACTIONS	179-181
(a)	The prospectus shall contain a description of any transaction during the last five years, or any proposed transactions certified by the auditors, between the issuer and any of the following persons, giving the name of the persons involved in the transaction, their relationship with the issuer, the nature of their interest in the transaction and the amount of such interest, namely:	174
(i)	Any director or sponsor or executive officer of the issuer;	180
(ii)	Any person holding 5% or more of the outstanding shares of the issuer;	180
(iii)	Any related party or connected person of any of the above persons;	180
(b)	Any transaction or arrangement entered into by the issuer or its subsidiary or associate or entity owned or significantly influenced by a person who is currently a director or in any way connected with a director of either the issuer company or any of its subsidiaries or holding company or associate concerns, or who was a director or connected in any way with a director at any time during the last three years prior to the issuance of the prospectus;	180
(c)	Any loans either taken or given from or to any director or any person connected with the director, clearly specifying details of such loan in the prospectus, and if any loan has been taken from any such person who did not have any stake in the issuer, its holding company or its associate concerns prior to such loan, rate of interest applicable, date of loan taken, date of maturity of loan, and present outstanding of such loan;	181
CHAPTER (X)	EXECUTIVE COMPENSATION	182-183
(a)	The total amount of remuneration or salary or perquisites paid to the top five salaried officers of the issuer in the last accounting year and the name and designation of each such officer;	183
(b)	Aggregate amount of remuneration paid to all directors and officers as a group during the last accounting year;	183

(c)	If any shareholder director received any monthly salary or perquisite or benefit it must be mentioned along with date of approval in AGM or EGM, terms thereof and payments made during the last accounting year;	183
(d)	The board meeting attendance fees received by the director including the managing director along with date of approval in AGM or EGM;	183
(e)	Any contract with any director or officer providing for the payment of future compensation;	183
(f)	If the issuer intends to substantially increase the remuneration paid to its directors and officers in the current year, appropriate information regarding thereto;	183
(g)	Any other benefit or facility provided to the above persons during the last accounting year.	183
CHAPTER (XI)	OPTIONS GRANTED TO DIRECTORS, OFFICERS AND EMPLOYEES	184-185
CHAPTER (XII)	TRANSACTION WITH THE DIRECTORS AND SUBSCRIBERS TO THE MEMORANDUM	186-187
(a)	The names of the directors and subscribers to the memorandum, the nature and amount of anything of value received or to be received by the issuer from the above persons, or by the said persons, directly or indirectly, from the issuer during the last five years along with the description of assets, services or other consideration received or to be received;	187
(b)	If any assets were acquired or to be acquired within next two financial years from the aforesaid persons, the amount paid for such assets and the method used to determine the price shall be mentioned in the prospectus, and if the assets were acquired by the said persons within five years prior to transfer those to the issuer, the acquisition cost thereof paid by them;	187
CHAPTER (XIII)	OWNERSHIP OF THE COMPANY'S SECURITIES	188-195
(a)	The names, addresses, BO ID Number of all shareholders of the company before IPO, indicating the amount of securities owned and the percentage of the securities represented by such ownership, in tabular form;	189-191
(b)	There shall also be a table showing the name and address, age, experience, BO ID Number, TIN number, numbers of shares held including percentage, position held in other companies of all the directors before the public issue;	192
(c)	The average cost of acquisition of equity shares by the directors certified by the auditors;	193
(d)	A detail description of capital built up in respect of shareholding (name-wise) of the issuer's sponsors/ directors. In this connection, a statement to be included:-;	194
(e)	Detail of shares issued by the company at a price lower than the issue price;	194
(f)	History of significant (5% or more) changes in ownership of securities from inception.	195
CHAPTER (XIV)	CORPORATE GOVERNANCE	196-200
(a)	A disclosure to the effect that the issuer has complied with the requirements of Corporate Governance Guidelines;	197

(b)	A compliance report of Corporate Governance;	197-206
(c)	Details relating to the issuer's audit committee and remuneration committee.	206-206
CHAPTER (XV)	VALUATION REPORT OF SECURITIES PREPARED BY THE ISSUE MANAGER	207-211
(a)	The valuation report of securities to be offered shall be prepared and justified by the issue manager on the basis of the financial and all other information pertinent to the issue;	208
(b)	To prepare the valuation report, the issue manager may consider all qualitative and quantitative factors which shall be explained in details with rationale to consider such factors, the valuation methods used, sources of information and authenticity of such information;	208
(c)	While preparing the valuation report, the issue manager shall avoid exaggeration and biasness and shall exercise independence and due diligence.	208
(d)	The issue manager(s) shall, among others, consider the following methods for valuation of the securities:	208-209
(i)	net asset value at historical or current costs;	209
(ii)	earning-based-value calculated on the basis of weighted average of net profit after tax for immediate preceding five years;	209
(iii)	average market price per share of similar stocks for the last one year.	209-211
CHAPTER (XVI)	DEBT SECURITIES	212-213
CHAPTER (XVII)	PARTIES INVOLVED AND THEIR RESPONSIBILITIES	214-216
CHAPTER (XVIII)	MATERIAL CONTRACTS	217-221
CHAPTER (XIX)	LITIGATIONS, FINE OR PENALTY	222-223
CHAPTER (XX)	RISK FACTORS AND MANAGEMENT'S PERCEPTIONS ABOUT THE RISKS	224-233
(i)	Internal risk factors may include, among others	225-230
(ii)	External risk factors may include among others	230-233
CHAPTER (XXI)	DESCRIPTION OF THE ISSUE	234-238
(a)	Issue Size;	235
(b)	Number of securities to be issued;	235
(c)	Authorized capital and paid-up capital;	235
(d)	Face value, premium and offer price per unit of securities;	235
(e)	Number of securities to be entitled for each category of applicants;	235
(f)	Holding structure of different classes of securities before and after the issue;	236
(g)	Objective of the issue including financing requirements and feasibility in respect of enhanced paid-up capital.	236-238
CHAPTER (XXII)	USE OF PROCEEDS	239-248
(a)	Use of net proceeds of the offer indicating the amount to be used for each purpose with head-wise break-up;	240-242

(b)	Utilization of the total amount of paid-up capital and share premium, if any, including the sponsors' contribution and capital raised of the issuer at the time of submission of prospectus, in details with indication of use of such funds in the financial statements;	243
(c)	If one of the objects is an investment in a joint venture, a subsidiary, an associate or any acquisition, details of the form of investment, nature of benefit expected to accrue to the issuer as a result of the investment, brief description of business and financials of such venture;	244
(d)	If IPO proceeds are not sufficient to complete the project, then source of additional fund must be mentioned. In this connection, copies of contract to meet the additional funds are required to be submitted to the Commission. The means and source of financing, including details of bridge loan or other financial arrangement, which may be repaid from the proceeds of the issue along with utilization of such funds;	244
(e)	A schedule mentioning the stages of implementation and utilization of funds received through public offer in a tabular form, progress made so far, giving details of land acquisition, civil works, installation of plant and machinery, the approximate date of completion of the project and the projected date of full commercial operation etc. The schedule shall be signed by the Chief Executive Officer or Managing Director, Chief Financial Officer and Chairman on behalf of Board of Directors of the issuer;	244
(f)	If there are contracts covering any of the activities of the issuer for which the proceeds of sale of securities are to be used, such as contracts for the purchase of land or contracts for the construction of buildings, the issuer shall disclose the terms of such contracts, and copies of the contracts shall be enclosed as annexure to the prospectus;	244
(g)	If one of the objects of the issue is utilization of the issue proceeds for working capital, basis of estimation of working capital requirement along with the relevant assumptions, reasons for raising additional working capital substantiating the same with relevant facts and figures and also the reasons for financing short with long term investments and an item wise break-up of last three years working capital and next two years projection;	244
(h)	Where the issuer proposes to undertake one or more activities like diversification, modernization, expansion, etc., the total project cost activity-wise or project wise, as the case may be;	244
(i)	Where the issuer is implementing the project in a phased manner, the cost of each phase, including the phases, if any, which have already been implemented;	245
(j)	The details of all existing or anticipated material transactions in relation to utilization of the issue proceeds or project cost with sponsors, directors, key management personnel, associates and group companies;	245
(k)	Summary of the project appraisal or feasibility report by the relevant professionals not connected with the issuer, issue manager and registrar to the issue with cost of the project and means of finance, weaknesses and threats, if any, as given in the appraisal or feasibility report.	245-248
CHAPTER (XXIII)	LOCK-IN	249-251
CHAPTER (XXIV)	MARKETS FOR THE SECURITIES BEING OFFERED	252-253

CHAPTER (XXV)	DESCRIPTION OF SECURITIES OUTSTANDING OR BEING OFFERED	254-256
(a)	Dividend, voting and preemption rights;	255
(b)	Conversion and liquidation rights;	255
(c)	Dividend policy;	255
(d)	Other rights of the securities holders.	256
CHAPTER (XXVI)	FINANCIAL STATEMENTS	257-306
(a)	The latest financial statements prepared and audited by any of the Commission's panel of auditors in adherence to the provisions of the Securities and Exchange Rules, 1987, the ঠকবঁৱলৱ AৱBb, 1994, International Financial Reporting and Auditing Standards as adopted in Bangladesh from time to time and any other law as applicable;	258-287
(b)	Information as is required under section 186 of the ঠকবঁৱলৱ AৱBb, 1994 relating to holding company;	287
(c)	Selected ratios as specified in Annexure-D;	288-295
(d)	Auditors report under Section 135(1), Para 24(1) of Part II of Schedule III of the ঠকবঁৱলৱ AৱBb 1994. The report shall include comparative income statements and balance sheet and aforementioned ratios for immediate preceding five accounting years of the issuer. If the issuer has been in commercial operation for less than five years, the above mentioned inclusion and submission will have to be made for the period since commercial operation;	296-300
(e)	Financial spread sheet analysis for the latest audited financial statements;	301
(f)	Earnings Per Share (EPS) on fully diluted basis (with the total existing number of shares) in addition to the weighted average number of shares basis. Future projected Net Income should not be considered while calculating the weighted average EPS;	302
(g)	All extra-ordinary income or non-recurring income coming from other than core operations should be shown separately while showing the Net Profit as well as the Earnings Per Share;	302
(h)	Quarterly or half-yearly EPS should not be annualized while calculating the EPS;	302
(i)	Net asset value (with and without considering revaluation surplus or reserve) per unit of the securities being offered at the date of the latest audited statement of financial position;	302-303
(j)	The Commission may require the issuer to re-audit the audited financial statements, if any deficiency or anomaly is found in the financial statements. In such a case, cost of audit should be borne by the concerned issuer;	303
(k)	Following statements for the last five years or any shorter period of commercial operation certified by the auditors:-	303-311
(i)	Statement of long term and short term borrowings including borrowing from related party or connected persons with rate of interest and interest paid or accrued;	303-304
(ii)	Statement of principal terms of secured loans and assets on which charge have been created against those loans with names of lenders, purpose, sanctioned amount, rate of interest,	305-307

	primary security, collateral or other security, re-payment schedule and status;	
(iii)	Statement of unsecured loans with terms & conditions;	307
(iv)	Statement of inventories showing amount of raw material, packing material, stock-in-process and finished goods, consumable items, store & spares parts, inventory of trading goods etc.;	307
(v)	Statement of trade receivables showing receivable from related party and connected persons;	308
(vi)	Statement of any loan given by the issuer including loans to related party or connected persons with rate of interest and interest realized or accrued;	308
(vii)	Statement of other income showing interest income, dividend income, discount received, other non-operating income;	309
(viii)	Statement of turnover showing separately in cash and through banking channel;	309
(ix)	Statement of related party transaction;	310
(x)	Reconciliation of business income shown in tax return with net income shown in audited financial statements;	310
(xi)	Confirmation that all receipts and payments of the issuer above Tk.5,00,000/- (five lac) were made through banking channel;	311
(xii)	Confirmation that Bank Statements of the issuer are in conformity with its books of accounts;	311
(xiii)	Statement of payment status of TAX, VAT and other taxes/duties;	311
CHAPTER (XXVII)	PUBLIC ISSUE APPLICATION PROCEDURE	312-317
CHAPTER (XXVIII)	MANAGEMENT DISCLOSURES	318-320
CHAPTER (XXIX)	AUDITORS ADDITIONAL DISCLOSURE	321-437
CHAPTER (XXX)	MANAGEMENT ADDITIONAL DISCLOSURE	438-443

CHAPTER - I

EXECUTIVE SUMMARY

CHAPTER (I): EXECUTIVE SUMMARY

(a) About the industry:

Steel industry is an established and growing industry in Bangladesh. Predominantly based in the port city of Chittagong, the industry has emerged as a major contributor to the national economy. According to the experts, the growth of steel industry in Bangladesh is mainly induced by the rapid expansion of the country's shipbuilding and real estate sector, as well as the major investments in various infrastructure projects throughout the country.

Bangladesh Steel industry is emerging as one of the major industrial sectors of the country. It consists of small up to the largest scale of steel melting and re-rolling factories across the country that mostly produce deformed bar rod of different grade (40, 60, 500), angel, channel and coil for the construction industry. Though the history of Steel Industry is not older one but it can make a glorious future. Before 1971 Bangladesh did not have any steel mill and even after the liberation there were only a few steel factories in the country. In 1990s the actual development began in this sector through a revolution. During that period the building constructing agencies or developer companies came forward to build modern infrastructure. Then with the increasing demand, new investors started investing in steel or rod production. In 2012 we have almost 400 mills across the country including Dhaka, Chittagong. Although most of them are manual steel plants, 30 mills among them are automated.

Bangladesh currently consumes around 8 million tons of steel a year, which would reach 18 million tons by 2030 if the port's existing problems like the lack of infrastructure, power crisis and tariff barriers are addressed soon. Bangladesh's steel market would be able to produce up to 18 million tons of steel a year within a decade as the country now generates very good engineers and what they need is training on handling of mega steel plants with increasing development and construction activities in the densely populated cities, this country of many rivers would also need many bridges for more connectivity in the coming years, for which more steel will be needed.

Source: www.en.wikipedia.org/wiki/Steel_industry_in_Bangladesh
www.thedailystar.net/business/steel-sector-has-huge-growth-potential-1431751

(b) About the Issuer:

Incorporation	As Private Limited Company, C-44670(1198)/2001 dated December 22, 2001.
Name Change	S. S. Steel (Pvt.) Limited to S. S. Steel Limited, on dated May 10, 2018
Commencement of commercial operation	December 22, 2001.
Converted Private to Public Limited Company	December 15, 2016.
Factory Location	Plot-04, Block-B, Tongi Industrial Area, Gazipur, Bangladesh.
Registered Office	The Pearl Trade Center, Cha - 90/3 Pragati Sarani North Badda, Dhaka-1212, Bangladesh.
Nature of Business	The principal activities of the company are manufacturing of 500W MS-Deformed Rod, MS-Ingot, Billet, steel for the reinforcement of concrete (Ribbed Bar).

(c) Financial Information:

Major financial information of S. S. Steel Limited is as follows:

As Per Audited Financial Statements

Particulars	June 30, 2017	June 30, 2016	September 30, 2015	September 30, 2014	September 30, 2013
Turnover	3,003,309,524	1,818,864,918	2,143,818,211	2,104,662,407	2,104,588,735
Gross Profit/(Loss)	680,613,815	401,316,894	452,074,511	372,009,701	354,200,768
Net Profit before tax	315,325,094	155,100,182	158,233,979	34,040,007	28,907,152
Net Profit after tax	265,018,608	95,480,097	11,583,791	27,675,062	22,550,079
Total Assets	6,096,070,054	5,022,005,100	2,985,385,427	2,620,281,888	2,406,902,703
Share Capital	2,200,000,000	2,200,000,000	99,500,000	99,500,000	67,000,000
Retained Earnings	468,613,452	192,281,927	92,458,258	74,713,373	72,983,954
No. of Shares	220,000,000	220,000,000	9,950,000	9,950,000	670,000
Face Value	10.00	10.00	100.00	100.00	100.00
NAV per Share (With Revaluation)	15.35	14.31	613.00	674.00	960.00
Earnings per Share	1.20	1.20	11.64	28.00	34.00
Earnings per Share (Restated)	1.20	0.43	0.05	0.12	0.10

(d) Features of the issue and its objects:

Offer Price	BDT. 10.00
Number of Shares	25,000,000 Ordinary Shares
Offer Size	BDT 250,000,000.00
Issue Manager	Citizen Securities & Investment Limited
Register to the Issue	N/A
Underwriter(s)	First Security Islami Capital & Investment Limited BMSL Investment Limited
NAV per Share (With Revaluation)	BDT 15.35
EPS per Share	BDT 1.20
Purpose of Raising Fund	Net proceeds from initial public offering (IPO) will be used for purchase of plant & machinery and construction of new factory building.
Date of Implementation	Within 18 months after receiving IPO fund.

(e) Legal and other Information:

Name of the Company	S. S. Steel Limited
Legal Status	Public Limited Company
Date of Incorporation	December 22, 2001
Date of Commencement of operation	December 22, 2001
Registration Number	C-44670(1198)/2001

Particulars	Issuing Authority	Certificate / License No.	Issue Date	Valid Till
Certificate of Incorporation	Register Joint Stock Companies and Firms, Bangladesh	C-44670(1198)/2001	22-12-2001	N/A
Trade License	Gazipur City Corporation	Issue No.: 38	07-03-2017	30.06.2019
TIN Certificate	National Board of Revenue, Bangladesh	350149606594	10-02-2014	N/A
VAT Certificate	Customs, Excise and VAT Commissionerate, Bangladesh	18041005458 Area code: 180104	20-04-2013	N/A
Import Registration Certificate	Office of The Chief Controller of Imports & Exports, Bangladesh	BA-127461	28-05-2002	30-06-2019
Fire License	Fire Service & Civil Defense, Bangladesh	AD/DHAKA/38513/18	16-10-2011	30.06.2019
Environment Certificate	Directorate of Environment, Bangladesh	Environment/Dhabi/45 27/1700	14-08-2003	Expired on 13-08-2018, Issuer applied 08.08.2018 for renewl but renewl not obtain.
ISO 9001:2008 Certificate	ACM Limited	156908A	13-09-2015	12-09-2018
Membership Certificate	Bangladesh Auto Re-Rolling & Steel Mills Association	Sl. No. 0023	01-01-2018	31-12-2018
BSTI Certificate	Bangladesh Standards and Testing Institution (BSTI)	CM LIC. NO. : 11843/G-18/2016	04-12-2016	30-06-2019
Factory Inspection certificate	Department of Factory & Institution Inspection, Tongji, Gazipur, Govt. of Bangladesh	11623/GAZIPUR	10-06-2003	30.06.2019

(f) Promoters' background:

Mr. Kazi Shakil

Kazi Shakil a Sponsor of S. S. Steel Limited. He has completed Business Management from Memphis State University in USA. He was operating of S. S. Steel Limited from date of incorporation 2001 to 28th September, 2015. He resigned from S.S. Steel Limited in September 2015 and transferred his entire shares.

Mrs. Tahiya Shakil

Tahiya Shakil a Sponsor of S. S. Steel Limited. She has completed Master of History from University of Dhaka. She was operating of S. S. Steel Limited from date of incorporation 2001 to 28th September, 2015. He resigned from S.S. Steel Limited in September 2015 and transferred her entire shares.

(g) Capital structure and history of capital raising:

The Company intends to issue 25,000,000 ordinary shares of Tk. 10.00 each at par through Initial public offering (IPO) totaling to Tk. 250,000,000.00 subject to regulatory approvals.

Particulars	No. of Shares	Face Value (Tk.)	Amount in BDT
Authorized Capital	250,000,000	10.00	2,500,000,000
Before IPO:			
Paid-up Capital (A)	220,000,000	10.00	2,200,000,000
After IPO:			
To be issued through IPO (B)	25,000,000	10.00	250,000,000
Paid up capital (Post IPO) (A+B)	245,000,000	10.00	2,450,000,000

The Company has raised its paid-up capital in following phases:

Allotment Date	In cash (Tk.)	Other than in cash	Bonus Share	Paid-up Capital
Subscription to the Memorandum & Articles of Association at the time of Incorporation on 22-12-2001	20,000,000	-	-	20,000,000
Issued as on 29 September, 2013	47,000,000	-	-	47,000,000
Issued as on 04 April, 2014	-	-	32,500,000	32,500,000
Issued as on 23 February, 2016	10,000	-	-	10,000
Issued as on 28 June, 2016	2,100,490,000	-	-	2,100,490,000
Total	2,167,500,000	-	32,500,000	2,200,000,000

A special resolution is passed and duly certified from RJSC dated November 15, 2015 to adopt a new Articles of Association. By the said special resolution, the Company's face value of share is reduced from Tk. 100.00 to Tk. 10.00

(h) Summary of Valuation Report of securities:

Method	Particulars	Amount in Taka
Method-1	Net Asset Value (NAV) per share (without revaluation)	12.00
	Net Asset Value (NAV) per share (with revaluation)	15.35
Method-2	Earning-based value per share	13.55
Method-3	Average market price per share of similar stocks	60.77

Details Calculation available in page no. 207-211

CHAPTER - II

CONDITIONS IMPOSED BY THE COMMISSION IN THE CONSENT LETTER

CHAPTER (II): CONDITIONS IMPOSED BY THE COMMISSION IN THE CONSENT

DISCLOSURE IN RESPECT OF ISSUANCE OF SECURITY IN DEMAT FORM:

As per provision of the Depository Act, 1999 and regulation made there under, shares will be issued in dematerialized condition. All transfer/transmission/splitting will take place in the Central Depository Bangladesh Ltd. (CDBL) system and any further issuance of shares (rights/bonus) will be issued in dematerialized form only.

CONDITIONS UNDER 2CC OF THE SECURITIES AND EXCHANGE ORDINANCE, 1969:

PART-A

1. The Company shall go for Initial Public Offer (IPO) for 2,50,00,000 ordinary shares of Tk. 10.00 each at par totaling to **Tk. 25,00,00,000.00 (Taka Twenty Five crore) only** following the Securities and Exchange Ordinance, 1969, the Bangladesh Securities and Exchange Commission (Public Issue) Rules, 2015, the Depository Act, 1999 and rules made there under.
2. The abridged version of the prospectus, as approved by the Commission, shall be published by the issuer in 4 (Four) national daily newspapers (two in Bangla and two in English), within **02 (two) working days** of issuance of this consent letter. The issuer shall post the full prospectus, vetted by Commission, in the issuer's website and shall also put on the websites of the Commission, stock exchanges, and the issue manager, within **3 (three) working days** from the date of issuance of this letter and shall remain posted till the closure of the subscription list. The issuer shall submit to the Commission, the stock exchanges and the issue manager a diskette containing the text of the vetted prospectus in "MS -Word" format.
3. The company shall submit **40 (Forty)** copies of the printed prospectus to the Commission for official record within **5 (Five) working days** from the date of publication of the abridged version of the prospectus in the newspaper.
4. The issuer company and the issue manager shall ensure transmission of the prospectus and its abridged version for NRBs through email to the Bangladesh Embassies and Missions abroad within **5 (Five) working days** from the date of publication of the abridged version of the prospectus in the newspaper. A compliance report shall be submitted in this respect to the Commission jointly by the issuer and the Issue Manager within **02 (Two) working days** from the date of said transmission of the prospectus.
5. The following declaration shall be made by the company in the prospectus, namely: -

"Declaration about Listing of Shares with the stock exchange (s):

None of the stock exchange(s), if for any reason, grants listing within **75 (Seventy Five) days** from the closure of subscription, any allotment in terms of this prospectus shall be void and the company shall refund the subscription money within **15 (Fifteen) days** from the date of refusal for listing by the stock exchanges, or from the date of expiry of the said **75 (Seventy Five) days**, as the case may be.

In case of non-refund of the subscription money within the aforesaid **15 (Fifteen) days**, the Directors of the company, in addition to the issuer company, shall be collectively and severally liable for refund of the subscription money, with interest at the rate of **2% (two percent)** above the bank rate, to the subscribers concerned.

The issue manager, in addition to the issuer company, shall ensure due compliance of the above mentioned conditions and shall submit compliance report thereon to the Commission within **07 (Seven) days** of expiry of the aforesaid **15 (Fifteen) days'** time period allowed for refund of the subscription money."

6. All applicants shall apply for minimum market lot of 500 shares worth Taka 5,000/- (Taka five thousand only) or its multiples.
7. The IPO shall stand cancelled in case of under-subscription in any category above 35%. In such an event, the issuer and issue manger shall inform the Commission within **2 (two) working days** and release the subscription money within 10 (ten) working days after receiving verification report from CDBL and the information from exchanges regarding subscription.
8. 20% of the securities reserved for other general public shall be reserved for $\text{৭৮০} \text{ ৭} \text{ ৯} \text{ ১০} \text{ ১১} \text{ ১২} \text{ ১৩} \text{ ১৪} \text{ ১৫} \text{ ১৬} \text{ ১৭} \text{ ১৮} \text{ ১৯} \text{ ২০}$ In case of under-subscription under any of sub-categories of eligible investor's category or general public category, the unsubscribed portion shall be added to other sub-category of the same category. In case of over subscription in the general public category, the issuer and the issue manager shall jointly conduct an open lottery. In case of over subscription in the eligible investor's category, securities shall be allotted on pro-rata basis. No eligible investors shall apply for more than 2% (two percent) of the total securities reserved for the other eligible investors.
9. An applicant cannot submit more than two applications, one in his/her own name and the other jointly with another person. In case, an applicant submits more than two applications, all applications will be treated as invalid and will not be considered for allotment purpose. In addition, 15% (fifteen) of the application money will be forfeited by the Commission and the balance amount will be refunded to the applicant.
10. The applicants who have applied for more than two applications using same bank account, their application will not be considered for lottery and the Commission will forfeit 15% of their subscription money.
11. Making of any false statement in the application or supplying of incorrect information therein or suppressing any relevant information in the application shall make the application liable to rejection and subject to forfeiture of 25% of the application money and/or forfeiture of share (unit) before or after issuance of the same by the issuer. The said forfeited application money or share (unit) will be deposited in account of the Bangladesh Securities and Exchange Commission (BSEC). This is in addition to any other penalties as may be provided for by the law.
12. The company shall furnish the list of allottees to the Commission and the stock exchange(s) simultaneously in which the shares will be listed, within 24 (Twenty Four) hours of allotment.
13. Shares not allotted at the time of according this consent, but allotted after listing, in favor of sponsors, directors or shareholders having 5% or more shares through stock dividends, shall be subject to a lock-in period of 02(two) years from the date of issuance of the prospectus.
14. If any share of Sponsors/Directors/Promoters is in paper format, it shall be handed over to securities custodian registered with the Commission and shall remain held till completion of lock-in period and the name of the securities custodian shall be furnished to the Commission jointly by the issuer and issue manager, along with a confirmation thereof from the custodian, within one week of listing of the shares with the stock exchange(s). Or they (shares of Sponsors/ Directors/ Promoters) can be demated and shall remain in lock-in under CDBL system and issuer shall submit a dematerialization confirmation report generated by CDBL and attested by Managing Director of the company along with the lock-in confirmation to the Commission within one week of listing of the shares with the stock exchange(s). In respect of shares other than Sponsors/Directors/Promoters the issuer will ensure their lock-in of those shares and submit a statement to this effect to the Commission.

15. The company shall not declare any dividend/bonus shares before listing of its capital with any Exchange from the date of this consent for raising of capital.
16. The company shall not engage itself into any merger/amalgamation or acquisition activities without taking “No Objection” from the Commission, on the scheme of the said merger/amalgamation or acquisition, as recommended by the Board of Directors, before approval by the shareholders in General Meeting.

PART-B

Application Process

Step-1 (Applicant)

1. An applicant for public issue of securities shall submit application/buy instruction to the Stockbroker/ Merchant Banker where the applicant maintains customer account, within the cut-off date (i.e. the subscription closing date), which shall be the **25th (twenty fifth) working day** from the date of publication of abridged version of prospectus.
2. The application/buy instruction may be submitted in prescribed paper or electronic form, which shall contain the Customer ID, Name, BO Account Number, Number of Securities applied for, Total Amount and Category of the Applicant. At the same time:
 - a. Other than non-resident Bangladeshi (NRB) and Foreign applicants shall make the application money and service charge available in respective customer account maintained with the Stockbroker/Merchant Banker. No margin facility, advance or deferred payment is permissible for this purpose. In case the application is made through a margin account, the application money shall be deposited separately and the Stockbroker/Merchant Banker shall keep the amount segregated from the margin account, which shall be refundable to the applicant, if become unsuccessful.
 - b. Non-resident Bangladeshi (NRB) and Foreign applicants shall submit bank drafts (FDD), issued in favor of the Issuer for an amount equivalent to the application money, with their application to the concerned Stockbroker/Merchant Banker. A Non-resident Bangladeshi (NRB) and Foreign applicant may also submit a single draft against 02(two) applications made by him/her, i.e. one in his/her own name and the other jointly with another person. The draft (FDD) shall be issued by the Bank where the applicant maintains Foreign Currency account debiting the same account and provide the customer with a certificate mentioning the FC account number which has been debited to issue the FDD. The applicant shall also submit the certificate with their application. No banker shall issue more than two drafts from any Foreign Currency account for any public issue. At the same time, the applicant shall make the service charge available in respective customer account maintained with the Stockbroker/Merchant Banker.
 - c. Eligible investors shall submit application through the electronic subscription system of the exchange(s) and deposit the full amount intended to subscribe by the method as determined by the exchange(s).

Step-2 (Intermediary)

3. The Stockbroker/Merchant Banker shall maintain a separate bank account only for this purpose namely “Public Issue Application Account”. The Stockbroker/Merchant Banker shall:
 - a. post the amount separately in the customer account (other than NRB and Foreign applicants), and upon availability of fund, block the amount equivalent to the application money;

- b. accumulate all the application/buy instructions received up to the cut-off date, deposit the amount in the “Public Issue Application Account” maintained with its bank within the first banking hour of next working day of the cut-off date;
 - c. instruct the banker to block the account for an amount equivalent to the aggregate application money and to issue a certificate in this regard.
4. Banker of the Stockbroker/Merchant Banker shall block the account as requested for, issue a certificate confirming the same and handover it to the respective Stockbroker/Merchant Banker.
5. For Non-resident Bangladeshi (NRB) and Foreign applicants, the Stockbroker/Merchant Banker shall prepare a list containing the draft information against the respective applicant’s particulars.
6. The Stockbroker/Merchant Banker shall prepare category-wise lists of the applicants containing Customer ID, Name, BO Account Number and Number of Securities applied for, and within 03 (three) working days from the cut-off date, send to the respective Exchange, the lists of applicants in electronic (text format with tilde ‘~’ separator) format, the certificate(s) issued by its banker, the drafts and certificates received from Non-resident Bangladeshi (NRB) and Foreign applicants and a copy of the list containing the draft information.
7. On the next working day, the Exchanges shall provide the Issuer with the information received from the Stockbroker/Merchant Bankers, the drafts and certificates submitted by Non-resident Bangladeshi (NRB) and Foreign applicants and the list containing the draft information. Exchanges shall verify and preserve the bankers’ certificates in their custody.
8. The application/buy instructions shall be preserved by the Stockbroker/Merchant Bankers up to 6 months from listing of the securities with exchange.

Step-3 (Issuer)

9. The Issuer shall prepare consolidated list of the applications and send the applicants’ BOIDs in electronic (text) format in a CDRom to CDBL for verification. The Issuer shall post the consolidated list of applicants on its website and websites of the Exchanges. CDBL shall verify the BOIDs as to whether the BO accounts of the applicants are active or not.
10. On the next working day, CDBL shall provide the Issuer with an updated database of the applicants containing BO Account Number, Name, Addresses, Parents Name, Joint Account and Bank Account information along with the verification report.
11. After receiving verification report and information from CDBL, the Issuer shall scrutinize the applications, prepare category wise consolidated lists of valid and invalid applications and submit report of final status of subscription to the Commission and the Exchanges within 10 (ten) working days from the date of receiving information from the Exchanges.
12. The Issuer and the issue manager shall conduct category wise lottery with the valid applications within 03 (three) working days from the date of reporting to the Commission and the Exchanges, if do not receive any observation from the Commission or the Exchanges.
13. The Issuer and issue manager shall arrange posting the lottery result on their websites within 06 (six) hours and on the websites of the Commission and Exchanges within 12 (twelve) hours of lottery.

14. Within 02 (two) working days of conducting lottery, the Issuer shall:
- a) send category wise lists of the successful and unsuccessful applicants in electronic (text format with tilde '~' separator) format to the respective Exchange.
 - b) send category wise lists of unsuccessful applicants who are subject to penal provisions as per conditions of the Consent Letter issued by the Commission in electronic (text format with tilde '~' separator) format to the Commission and Exchanges mentioning the penalty amount against each applicant.
 - c) issue allotment letters in the names of successful applicants in electronic format with digital signatures and send those to respective Exchange in electronic form.
 - d) send consolidated allotment data (BOID and number of securities) in electronic text format in a CDROM to CDBL to credit the allotted shares to the respective BO accounts.

Step-4 (Intermediary)

15. On the next working day, Exchanges shall distribute the information and allotment letters to the Stockbroker/Merchant Bankers concerned in electronic format and instruct them to:
- a) remit the amount of successful (other than NRB and Foreign) applicants to the Issuer's respective Escrow Account opened for subscription purpose, and unblock the amount of unsuccessful applicants;
 - b) send the penalty amount of other than NRB and Foreign applicants who are subject to penal provisions to the Issuer's respective Escrow Accounts along with a list and unblock the balance application money;
16. On the next working day of receiving the documents from the Exchanges, the Stockbrokers/Merchant Banker shall request its banker to:
- a. release the amount blocked for unsuccessful (other than NRB and foreign) applicants;
 - b. remit the aggregate amount of successful applicants and the penalty amount of unsuccessful applicants (other than NRB and foreign) who are subject to penal provisions to the respective 'Escrow' accounts of the Issuer opened for subscription purpose.
17. On the next working day of receiving request from the Stockbrokers/Merchant Bankers, their bankers shall unblock the amount blocked in the account(s) and remit the amount as requested for to the Issuer's 'Escrow' account.
18. Simultaneously, the stockbrokers/Merchant Bankers shall release the application money blocked in the customer accounts; inform the successful applicants about allotment of securities and the unsuccessful applicants about releasing their blocked amounts and send documents to the Exchange evidencing details of the remittances made to the respective 'Escrow' accounts of the Issuer. The unblocked amounts of unsuccessful applicants shall be placed as per their instructions. The Stockbroker/Merchant Banker shall be entitled to recover the withdrawal charges, if any, from the applicant who wants to withdraw the application money, up to an amount of Tk. 5.00 (five) per withdrawal.
19. All drafts submitted by NRB or Foreign applicants shall be deposited in the Issuer's respective 'Escrow' accounts and refund shall be made by the Issuer by refund warrants through concerned stockbroker or merchant banker or transfer to the applicant's bank account (FC account which has been debited to apply by NRB or foreign applicants) through banking channel within 10 (ten) working days from the date of lottery.

Miscellaneous:

20. The Issuer, Issue Manager, Stockbrokers and Merchant Bankers shall ensure compliance of the above.
21. The bank drafts (FDD) shall be issued considering TT Clean exchange rate of Sonali Bank Ltd. on the date of publication of abridged version of prospectus.
22. Amount deposited and blocked in the “Public Issue Application Account” shall not be withdrawn or transferred during the blocking period. Amount deposited by the applicants shall not be used by the Stockbrokers/Merchant Bankers for any purpose other than public issue application.
23. The Issuer shall pay the costs related to data transmission, if claimed by the Exchange concerned up to an amount of Tk.2,00,000.00 (taka two lac) for a public issue.
24. The Stockbroker/Merchant Bankers shall be entitled to a service charge of Tk.5.00 (taka five) only per application irrespective of the amount or category. The service charge shall be paid by the applicant at the time of submitting application.
25. The Stockbroker/Merchant Banker shall provide the Issuer with a statement of the remittance and drafts sent.
26. The Issuer shall accumulate the penalty amount recovered and send it to the Commission through a bank draft/payment order issued in favor of the Bangladesh Securities and Exchange Commission.
27. The concerned Exchange are authorized to settle any complaints and take necessary actions against any Stockbroker/Merchant Banker in case of violation of any provision of the public issue application process with intimation to the Commission.

PART-C

1. The issue manager shall carefully examine and compare the published prospectus and its abridged version on the date of publication with the copies vetted by the Commission. If any discrepancy is found, both the issuer and the issue manager shall jointly publish a corrigendum immediately in the same newspapers concerned, simultaneously endorsing copies thereof to the Commission and the stock exchanges concerned. In this regard, the issue manager shall submit a compliance report to the Commission within 5 working days from the date of such publications.
2. The fund collected through Public Offering shall not be utilized prior to listing with Exchange(s) and that utilization of the said fund shall be effected through banking channel, i.e. through account payee cheque, pay order or bank drafts etc.
3. The company shall furnish status report on utilization of Public Offering proceeds audited by foreign affiliated auditors and authenticated by the board of directors to the Commission and the exchanges within 15 (Fifteen) days of the closing of each month until such fund is fully utilized, as mentioned in the schedule contained in the prospectus. The issuer shall simultaneously post the status report in its websites of the Exchanges. In the event of any irregularity or inconsistency, the Commission may employ or engage any person, at issuer's cost, to examine whether the issuer has utilized the proceeds for the purpose disclosed in the prospectus.

4. While auditing the utilization of IPO proceeds, the auditors will perform their jobs under the following terms of reference (TOR) and confirm the same in their report/certificate:
 - a. Whether IPO proceeds have been utilized for the purposes/heads as specified in the prospectus;
 - b. Whether IPO proceeds have been utilized in line with the condition (if any) of the Commission's consent letter;
 - c. Whether utilization of IPO proceeds have been completed within the time schedule/implementation schedule as specified in the published prospectus;
 - d. Whether utilization of IPO proceeds is accurate and for the purpose of the company as mentioned/specified in the published prospectus; and
 - e. The auditors should also confirm that:(i) assets have been procured/imported/constructed maintaining proper/required procedure as well as at reasonable price; and (ii) auditors' report has been made on verification of all necessary documents/papers/vouchers in support of IPO proceeds making reconciliation with Bank Statement.
5. All transactions, excluding petty cash expenses, shall be effected by crossed cheques or bank transfers.
6. Proceeds of the public offering shall not be transferred to any other bank account before listing with the Exchange(s). The proceeds shall not be used for any purpose other than those specified in the prospectus without any valid ground. Any deviation in this respect must have prior approval of at least 51% of the public shareholders, other than sponsors and directors, in a general meeting. Before the said general meeting, such deviation as recommended by the board of directors shall be published as price-sensitive information with detailed description and reasons for such deviation. If approved by the shareholders, the meeting resolution shall be submitted to the Commission along with reasonable explanations for approval. After such approval, such decision shall be published as price-sensitive information.
7. If any quarter or half-year of the financial year ends after publication of the abridged version of prospectus and before listing of its securities with any exchange, the company shall disseminate/transmit/submit the said quarterly/half yearly financial statements in accordance with the Commission's Notification SEC/CMRRCD/2008-183/admin/03-34 dated September 27, 2009 and Rules 13 of the Securities and Exchange Rules, 1987.
8. In the event of arising issues concerning Price Sensitive Information as defined under the Securities and Exchange Act, 1956 (referred to as the Act) of 1956 after publication of the abridged version of prospectus and before listing of its securities with any exchange, the company shall disseminate/transmit/submit the information as price sensitive in accordance with the Commission's Notification No. SEC/SRMI/200-953/1950 dated October 24, 2000.

PART-D

1. As per provision of the Depository Act, 1999 & Regulations made there under, shares will only be issued in dematerialized condition. All transfer/transmission/splitting will take place in the Central Depository Bangladesh Ltd. (CDBL) system and any further issuance of shares (Including rights/bonus) will be made in dematerialized form only.
2. The issuer and the issue manager shall ensure due compliance of all the above conditions, the 'Bangladesh Securities and Exchange Commission (Public Issue) Rules, 2015' and the listing regulations of the exchanges.
3. The Commission may impose further conditions/restrictions etc. from time to time as and when considered necessary which shall also be binding upon the issuer company.

CHAPTER - III

DECLARATION AND DUE DILIGENCE CERTIFICATES AS PER ANNEXURE- A, B AND C



CHAPTER (III): DECLARATION AND DUE DILIGENCE CERTIFICATES AS PER ANNEXURE- A, B AND C

Annexure-A

**DECLARATION ABOUT THE RESPONSIBILITY OF THE DIRECTORS, INCLUDING THE CEO OF
S. S. STEEL LIMITED IN RESPECT OF THE PROSPECTUS**

[Rule 4 (1)(d)]

This prospectus has been prepared, seen and approved by us, and we, individually and collectively, accept full responsibility for the authenticity, accuracy and adequacy of the statements made, information given in the prospectus, documents, financial statements, exhibits, annexes, papers submitted to the Commission in support thereof, and confirm, after making all reasonable inquiries that all conditions concerning this public issue and prospectus have been met and that there are no other information or documents, the omission of which make any information or statements therein misleading for which the Commission may take any civil, criminal or administrative actions against any or all of us as it may deem fit.

We also confirm that full and fair disclosures have been made in this prospectus to enable the investors to make a well informed decision for investment.

Sd/-
Javed Opgenhaffen
Chairman

Sd/-
Mohammad Shirajul Islam
Managing Director

Sd/-
Sayed Rezaraj Ahmmad
Director
(Nominee Director of NJ Holdings Ltd.)

Sd/-
Sadad Rahman
Independent Director

Sd/-
Bhuban Chandra Sil
Independent Director

Date: October 14, 2017

DUE DILIGENCE CERTIFICATE BY ISSUE MANAGER
(CITIZEN SECURITIES & INVESTMENT LIMITED)

[Rule 4 (1)(d)]

To
The Bangladesh Securities and Exchange Commission

Sub: **Public issue of 25,000,000 ordinary shares of BDT 10.00 at par totaling BDT 250,000,000.00 of S. S. Steel Limited**

Dear Sir,

We, the issue manager(s) to the above-mentioned forthcoming issue, state and confirm as follows:

- (1) We have examined all the documents submitted with the application for the above mentioned public issue, visited the premises of the issuer and interviewed the Chairperson, Directors and key management personnel of the issuer in connection with the finalization of the prospectus pertaining to the said issue;
- (2) On the basis of such examination and the discussions with the directors, officers and auditors of the issuer, other agencies, independent verification of the statements concerning objects of the issue and the contents of the documents and other materials furnished by the issuer.

WE CONFIRM THAT:

- (a) The prospectus filed with the Commission is in conformity with the documents, materials and papers relevant to the issue;
- (b) All the legal requirements relating to the issue as also in the rules, notification, guidelines, instructions, etc. framed/issued by the Commission, other competent authorities in this behalf and the Government have been duly complied with;
- (c) The disclosures made in prospectus are true, fair and adequate to enable the investors to make a well informed decision for investment in the proposed issue and such disclosures are in accordance with the requirements of the Companies Act, 1994, the Bangladesh Securities and Exchange Commission (Public Issue) Rules, 2015 and other applicable laws;
- (d) Besides ourselves, all the intermediaries named in the prospectus are registered with the Commission and that till date such registrations are valid;
- (e) We have satisfied ourselves about the capability of the underwriters to fulfill their underwriting commitments;
- (f) The proposed activities of the issuer for which the funds are being raised in the present issue fall within the 'main objects' listed in the object clause of the Memorandum of Association or other charter of the issuer and that the activities which have been carried out till now are valid in terms of the object clause of its Memorandum of Association;
- (g) Necessary arrangements have been made to ensure that the moneys to be received pursuant to the issue shall be kept in a separate bank account and shall be used for the purposes disclosed in the use of proceeds section of the prospectus;
- (h) All the applicable disclosures mandated in the Bangladesh Securities and Exchange Commission (Public Issue) Rules, 2015 have been made in addition to other disclosures which, in our view, are fair and adequate to enable the investor to make a well informed decision;

- (i) We enclose a note explaining how the process of due diligence has been exercised by us in view of the nature of current business background or the issuer, situation at which the proposed business stands, the risk factors, sponsors experiences etc. We also confirm that the due diligence related process, documents and approval memos shall be kept in record by us for the next 5 (five) years after the IPO for any further inspection by the Commission;
- (j) We enclose a checklist confirming rule-wise compliance with the applicable provisions of the Bangladesh Securities and Exchange Commission (Public Issue) Rules, 2015 containing details such as the rule number, its text, the status of compliance, page numbers of the prospectus where the rules has been complied with and our comments, if any;
- (k) We also declare that we have managed the public issue of following issuers in the last 05 (five) years:

Sl. No.	Name of the Issue	Issue Month/Year	Issue Price	Dividend Payment History		
				2017	2016	2015
01	Hwa Well Textiles (BD) Limited	January 07,2014	10.00	15% C	15% C	15% C

For Manager to the Issue

Sd/-

Tahid Ahmed Chowdhury, FCCA
 Managing Director & CEO
 Citizen Securities & Investment Limited
 Date: 13.03.2018

DUE DILIGENCE CERTIFICATE BY THE UNDERWRITER
(FIRST SECURITY ISLAMI CAPITAL & INVESTMENT LIMITED)

[Rule 4 (1)(d)]

To

The Bangladesh Securities and Exchange Commission

Sub: Public offer of 25,000,000 Ordinary Shares of Tk. 250, 000,000.00 (Taka Twenty Five Crore) only of S. S. Steel Limited.

Dear Sir,

We, the under-noted Underwriter(s) to the above-mentioned forthcoming issue, state individually and collectively as follows:

1. We, while underwriting the above mentioned issue on a firm commitment basis, have examined the draft prospectus, other documents and materials as relevant to our underwriting decision; and
2. On the basis of such examination and the discussions with the issuer company, its directors and officers, and other agencies, independent verification of the statements concerning objects of the issue and the contents of the documents and other materials furnished by the issuer company.

WE CONFIRM THAT:

- a. We are registered with the Bangladesh Securities and Exchange Commission as a merchant banker and eligible to carry out the underwriting activities. Our present paid-up capital stands at Tk. 588,500,000/- (Taka Fifty Eight crore Eighty Five lac only) and we have the capacity to underwrite a total amount of Tk. 2,944,250,000 (Taka Two Ninety Four crore Forty two lac & Fifty thousand) only as per relevant legal requirements. We have committed to underwrite for up to Tk. 37,500,000.00 (Three Crore and Seventy Five Lac) only for the upcoming issue.
- b. At present, the following underwriting obligations are pending for us:

Sl. No.	Name of the Company	Amount Underwritten (in Tk.)
1	Reliance Finance Limited	200,000,000.00
2	Summit Shipping Limited	52,500,000.00
3	Rupsha Fish & Industries Limited	100,000,000.00
4	Rhymer Chemical Industries Limited	80,000,000.00
5	Alliance Holdings Limited	42,350,000.00
6	Galaxy Sweater & Yarn Dyeing Limited	150,000,000.00
7	Dhaka Regency Hotel & Resort Limited	50,000,000.00
8	AB Bank Limited	200,000,000.00
9	Esquire Knit Composite Limited	20,000,000.00
10	Desh General Insurance Company Limited	5,600,000.00
Total		900,450,000.00



- c. All information as are relevant to our underwriting decision have been received by us and the draft prospectus forwarded to the Commission has been approved by us;
- d. We shall subscribe and take up the un-subscribed securities against the above-mentioned public issue within 15 (fifteen) days of calling up thereof by the issuer; and
- e. This underwriting commitment is unequivocal and irrevocable.

For the Underwriter:

Sd/-

K M Rasidul Hasan

Chief Executive Officer (CEO)

First Security Islami Capital & Investment Limited

Date: 18.10.2017

DUE DILIGENCE CERTIFICATE BY THE UNDERWRITER
(BMSL INVESTMENT LIMITED)

[Rule 4 (1)(d)]

To

The Bangladesh Securities and Exchange Commission

Sub: Public offer of 25,000,000 Ordinary Shares of Tk. 250,000,000.00 (Taka Twenty Five Crore) only of S. S. Steel Limited.

Dear Sir,

We, the under-noted Underwriter(s) to the above-mentioned forthcoming issue, state individually and collectively as follows:

1. We, while underwriting the above mentioned issue on a firm commitment basis, have examined the draft prospectus, other documents and materials as relevant to our underwriting decision; and
2. On the basis of such examination and the discussions with the issuer company, its directors and officers, and other agencies, independent verification of the statements concerning objects of the issue and the contents of the documents and other materials furnished by the issuer company.

WE CONFIRM THAT:

- a. We are registered with the Bangladesh Securities and Exchange Commission as a merchant banker and eligible to carry out the underwriting activities. Our present paid-up capital stands at Tk. 420,000,000 (Forty Two Crore Only) and we have the capacity to underwrite a total amount of Tk. 2,100,000,000 (Two Hundred Ten Crore Only) as per relevant legal requirements. We have committed to underwrite for up to Tk. 50,000,000.00 (Five Crore Only) for the upcoming issue.
- b. At present, the following underwriting obligations are pending for us:

Sl. No.	Name of the company	Amount Underwritten (In Tk.)
1	Dhaka Regency Hotel & Resorts Ltd.	21,000,000.00
2	Bashundhara Paper Mills Ltd.	50,000,000.00
3	Delta Hospital Ltd	8,000,000.00
4	Advent Pharma Ltd.	15,000,000.00
5	M.L. Dyeing Ltd.	10,000,000.00
6	Esquire Knit Composit Ltd.	20,000,000.00
7	Silva Pharmaceuticals Ltd.	20,000,000.00
8	SK Trims & Industries Ltd.	25,000,000.00
9	AB Bank Ltd.	50,000,000.00
10	CMC Kamal Textile Mills Ltd.	100,000,000.00
Total		319,000,000.00



- c. All information as are relevant to our underwriting decision have been received by us and the draft prospectus forwarded to the Commission has been approved by us;
- d. We shall subscribe and take up the un-subscribed securities against the above-mentioned public issue within 15 (fifteen) days of calling up thereof by the issuer; and
- e. This underwriting commitment is unequivocal and irrevocable.

For the Underwriter:

Sd/-


Md. Riyad Matin
Managing Director
Date: 19 October, 2017

CHAPTER - IV

ABOUT THE ISSUER

CHAPTER (IV): ABOUT THE ISSUER

(a) Name of the issuer, dates of incorporation and commencement of its commercial operations, its logo, addresses of its registered office, other offices and plants, telephone number, fax number, contact person, website address and e-mail address;

Particulars	Description
Name of the Issuer	: S. S. Steel Limited
Date of incorporation	: December 22, 2001
Commencement of its commercial operations	: December 22, 2001
Company Logo	: 
Registered Office	: The Pearl Trade Center, Cha - 90/3, Pragati Sarani North Badda, Dhaka-1212, Bangladesh.
Factory Office	: Plot-04, Block-B, Tongi Industrial Area, Gazipur, Bangladesh.
Telephone Number	: 02 9856988, Ext.-105
Fax Number	: 02 9815968
Contact Person	: Md. Mostafizur Rahman, Company Secretary
Website Address	: www.sssteel.biz
E-mail Address	: info@sssteel.biz

(b) The names of the sponsors and directors of the issuer;

Sl. No.	Name of the Sponsors
1	Mr. Kazi Shakil
2	Mrs. Tahiya Shakil

Sl. No.	Name of the Directors	Position
1	Javed Opgenhaffen	Chairman
2	Mohammad Shirajul Islam	Managing Director & Director
3	Sayeed Rezaraj Ahmmad (Nominee Director of NJ Holdings Ltd.)	Director
4	Sadad Rahman	Independent Director
5	Bhuban Chandra Sil	Independent Director

(c) The name, logo and address of the auditors and registrar to the issue, along with their telephone numbers, fax numbers, contact persons, website and e-mail addresses;

Particulars	Description
Name	: MABS & J Partners, Chartered Accountants
Logo	:  ম্যাবস এন্ড জে পার্টনার্স MABS & J Partners Chartered Accountants
Address	: SMC Tower (7 th Floor), 33 Banani C/A, Road # 17, Dhaka-1213, Bangladesh.
Telephone Number	: 02-9821057-8
Fax Number	: 02-9332936
Contact Person	: Mihir Rajbongsi, Audit Manager
Website address	: www.mabsj.com
E-mail Address	: info@mabsj.com


(d) The name(s) of the stock exchanges where the specified securities are proposed to be listed.

Stock Exchanges	DHAKA STOCK EXCHANGE LIMITED 9/F Motijheel C/A, Dhaka 1000.		Tel: +88-02-9564601, 9576210-18 Fax: +88-02-9564727, 02-9569755
	CHITTAGONG STOCK EXCHANGE LTD. CSE Building, 1080, Sheikh Mujib Road, Chittagong 4100.		Tel: +880-2-9513911-15 Fax: +880-2-9513906

CHAPTER - V

CORPORATE DIRECTORY OF THE ISSUER

CHAPTER (V): CORPORATE DIRECTORY OF THE ISSUER

Particulars	Description
Name of the Issuer	: S. S. Steel Limited
Company Logo	: 
Legal Position	: S. S. Steel Limited (Previously known as S. S. Steel (Pvt.) Limited) was incorporated on December 22, 2001 vide registration no. C-44670(1198)/2001 as a private limited company in Bangladesh under the Companies Act, 1994. On 15 December, 2016 the Company registered itself as a Public Limited Company under the Companies Act, 1994.
Date of Incorporation	: December 22, 2001
Name Change	: S. S. Steel (Pvt.) Limited to S. S. Steel Limited on dated May 10, 2018
Registration No.	: C-44670(1198)/2001
Commencement of Commercial Production	: December 22, 2001
Authorized Capital	: Tk. 2,500,000,000 divided into 250,000,000 Ordinary Shares of Tk. 10.00 each
Paid-up Capital	: Tk. 2,200,000,000 divided into 220,000,000 Ordinary Shares of Tk. 10.00 each
Registered Office	: The Pearl Trade Center, Cha - 90/3, Pragati Sarani North Badda, Dhaka-1212, Bangladesh. Website: www.sssteel.biz , E-mail: info@sssteel.biz
Factory Office	: Plot-04, Block-B, Tongi Industrial Area, Gazipur, Bangladesh.
Auditor	: MABS & J Partners, Chartered Accountants SMC Tower (7 th Floor), 33 Banani C/A, Road # 17, Dhaka-1213, Bangladesh. Tel: 02-9821057-8, Fax: 02-9332936 Website: www.mabsj.com , E-mail: info@mabsj.com
Manager to the Issue	: Citizen Securities & Investment Ltd. House: 408 (1 st floor), Road: 29, Mohakhali DOHS, Dhaka-1000, Bangladesh Tel: 02-9847988, Fax: 02-9570546 Website: www.citizensecurities.com , E-mail: ceo@citizensecurities.com
Compliance Officer	: Md. Mostafizur Rahman, Company Secretary
Legal Advisor	: Barrister M.A. Zafer House No. 20, Road No. 9/A, Dhanmondi R/A, Dhaka-1205. Residential Address, Geldershoofd 208, 1103 BG Amsterdam. Phone, 9676244, 9676377(Chm). Mobile, 019380755, 0187 536250. E-mail: minds@accesstel.net , zafer@accesstel.net .
Lead Banker for IPO	: Brac Bank Limited Gulshan Branch, Gulshan-01, Dhaka-1212, Bangladesh

CHAPTER - VI

DESCRIPTION OF THE ISSUER

CHAPTER (VI): DESCRIPTION OF THE ISSUER

(a) Summary:

(i) The summary of the industry and business environment of the Issuer:

Summary of the industry:

Steel industry is an established and growing industry in Bangladesh. Predominantly based in the port city of Chittagong, the industry has emerged as a major contributor to the national economy. According to the experts, the growth of steel industry in Bangladesh is mainly induced by the rapid expansion of the country's shipbuilding and real estate sector, as well as the major investments in various infrastructure projects throughout the country.

Bangladesh Steel industry is emerging as one of the major industrial sectors of the country. It consists of small up to the largest scale of steel melting and re-rolling factories across the country that mostly produce deformed bar rod of different grade (40, 60, 500), angel, channel and coil for the construction industry. Though the history of Steel Industry is not older one but it can make a glorious future. Before 1971 Bangladesh did not have any steel mill and even after the liberation there were only a few steel factories in the country. In 1990s the actual development began in this sector through a revolution. During that period the building constructing agencies or developer companies came forward to build modern infrastructure. Then with the increasing demand, new investors started investing in steel or rod production. In 2012 we have almost 400 mills across the country including Dhaka, Chittagong. Although most of them are manual steel plants, 30 mills among them are automated.

Bangladesh currently consumes around 8 million tons of steel a year, which would reach 18 million tons by 2030 if the port's existing problems like the lack of infrastructure, power crisis and tariff barriers are addressed soon. Bangladesh's steel market would be able to produce up to 18 million tons of steel a year within a decade as the country now generates very good engineers and what they need is training on handling of mega steel plants with increasing development and construction activities in the densely populated cities, this country of many rivers would also need many bridges for more connectivity in the coming years, for which more steel will be needed.

Business environment: The Issuer's business environment is conducive to the business as there is available supply of good quality raw materials. The Company has skilled labors as well. Overall it is a business friendly situation.

(ii) Summary of consolidated financial, operating and other information.

S. S. Steel Limited has no subsidiary, associate or holding company. So consolidation is not applicable for the company.

(b) General Information:

(i) Name and address, telephone and fax numbers of the registered office, corporate head office, other offices, factory, business premises and outlets of the issuer:

Registered Office & Corporate Office	
Name	: S. S. Steel Limited
Address	: The Pearl Trade Center, Cha - 90/3 Pragati Sarani North Badda, Dhaka-1212, Bangladesh
Telephone Number	: 02 9856988, Ext.-105
Fax Number	: 02 9815968
Factory Office	
Name	: S. S. Steel Limited
Address	: Plot-04, Block-B, Tongi Industrial Area, Gazipur
Telephone Number	: 02 9813680
Fax Number	: 02 9815968

(ii) The board of directors of the issuer:

Sl. No.	Name of the Board of Directors	Designation
1	Javed Opgenhaffen	Chairman
2	Mohammad Shirajul Islam	Managing Director & Director
3	Sayeed Rezaraj Ahmmad	Director (Nominee Director of NJ Holdings Ltd.)
4	Sadad Rahman	Independent Director
5	Bhuban Chandra Sil	Independent Director

(iii) Names, addresses, telephone numbers, fax numbers and e-mail addresses of the chairman, managing director, whole time directors, etc. of the issuer:

Sl. No.	Name	Designation	Address	Telephone, fax numbers & E-mail address
1	Javed Opgenhaffen	Chairman	House No.-27/E, Block-E, Road No.-10, Banani, Dhaka, Bangladesh	Telephone: 02 9815966-7, Ext. No-101 Fax: 02 9815968 E-mail: javed.opgenhaffen@sssteel.biz
2	Mohammad Shirajul Islam	Managing Director & Director	Flat No.-2B, House No.-76, Road No.-9/A, Dhanmondi R/A, Dhaka, Bangladesh	Telephone: 02 9815966-7 Ext. No-101 & 102 Fax: 02 9815968 E-mail: shirajul.islam@sssteel.biz
3	Sayeed Rezaraj Ahmmad (Nominee Director of NJ Holdings Ltd.)	Director	Suite-702, 17/C, Panthopath, Dhaka, Bangladesh	Telephone: 02 9815966-7, Ext. No-106 Fax: 02 9815968 E-mail: sayeed.rezaraj@sssteel.biz
4	Sadad Rahman	Independent Director	House No.-241, Road No.-17, DOHS Mohakhali, Dhaka, Bangladesh	Telephone: 02 9815966-7, Ext. No-103 Fax: 02 9815968 E-mail: sadad.rahman@sssteel.biz
5	Bhuban Chandra Sil	Independent Director	Village:-Noapur, Post Office:-Kalikapur, Police Satation:-Fulgazi, Feni, Bangladesh	Telephone: 02 9815966-7, Ext. No-103 Fax: 02 9815968 E-mail: paddhapalash@gmail.com

(iv) Names, addresses, telephone numbers, fax numbers and e-mail addresses of the CFO, company secretary, legal advisor, auditors and compliance officer;

Sl. No.	Name	Position	Address	Telephone, fax numbers & E-mail address
1	Mohammad Golam Sabur	Chief Financial Officer	The Pearl Trade Center, Cha-90/3 Pragati Sarani, North Badda, Dhaka, Bangladesh	Telephone: 02 981 5966-7 Fax: 02 981 5968 E-mail: golam.sabur@sssteel.biz
2	Md. Mostafizur Rahman	Company Secretary & Compliance Officer	The Pearl Trade Center, Cha-90/3 Pragati Sarani, North Badda, Dhaka, Bangladesh	Telephone: 02 985 6988 Fax: 02 981 5968 E-mail: mostafizur.rahman@sssteel.biz
3	Barrister M.A. Zafer	Legal Advisor	House No. 20, Road No. 9/A, Dhanmondi R/A, Dhaka-1205, Bangladesh	Telephone: 02 967 6244 Fax: E-mail: zafer@accesstel.net.
4	MABS & J Partners	Auditor	SMC Tower (7 th Floor) 33, Banani C/A, Road-17, Dhaka, Bangladesh	Tel: 02-9821057-8, 02-9821365-6 Fax: 02-9332936 E-mail: info@mabsj.com

(v) Names, addresses, telephone numbers, fax numbers, contact person, website addresses and e-mail addresses of the issue manager(s), registrar to the issue etc.;

Name & Address	Contact Person	Telephone & Fax Numbers	Website & E-mail Addresses
Citizen Securities & Investment Limited House: 408 (1 st floor), Road: 29, Mohakhali DOHS, Dhaka-1000, Bangladesh	Md. Uzzal Hossain Managing Director & CEO (CC)	Tel: 02-9847988 Fax: 02-9570546	Website: www.citizenscurities.com E-mail: ceo@citizenscurities.com

(vi) The following details of credit rating, where applicable:

Since the issue is at par value, therefore credit rating report is not a requirement in accordance with rule no. 03 of 'The Credit Rating Companies Rules, 1996'.

(vii) Following details of underwriting:

a) The names, addresses, telephone numbers, fax numbers, contact persons and e-mail addresses of the underwriters and the amount underwritten by them;

Name & Address	Contact Person	Telephone & Fax Numbers, Website & E-mail Addresses	Underwritten Amount in BDT
First Security Islami Capital & Investment Limited 12 th Floor, Al Amin Center, 25/A, Dilkusha C/A, Dhaka	K M Rasidul Hasan Chief Executive Officer (CEO)	Phone: +880-2-7175819-20, 955982, 29 Fax: +88 02-9515917 Email: info@fsicibd.com Web: www.fsicibd.com	37,500,000/-
BMSL Investment Limited Shareef Mansion (4 th Floor) 56-57 Motijheel C/A Dhaka-1000, Bangladesh	Md. Riyad Matin Managing Director	Phone: +880-2 9577651, 9570624, 9565183 Fax: +880-2 47117218 Email: info@bmslinvestment.com Web: www.bmslinvestment.com	50,000,000/-
Total			87,500,000/-

b) Declaration by the underwriters that they have sufficient resources as per the regulatory requirements to discharge their respective obligations;

Declaration by the First Security Islami Capital & Investment Limited

We are one of the underwriters of the Initial Public Offering (IPO) of S. S. Steel Limited. We will underwrite BDT 37,500,000.00 for the upcoming issue on a firm commitment basis. In this connection, we hereby declare that:

We have sufficient resources as per the regulatory requirements to discharge our respective obligations.

For the Underwriter:

Sd/-

K M Rasidul hasan

Chief Executive Officer

First Security Islami Capital & Investment Limited

Date: 18.10.2017

Place: Dhaka

Declaration by the BMSL Investment Limited

We are one of the underwriters of the Initial Public Offering (IPO) of S. S. Steel Limited. We will underwrite BDT 50,000,000.00 for the upcoming issue on a firm commitment basis. In this connection, we hereby declare that:

We have sufficient resources as per the regulatory requirements to discharge our respective obligations.

For the Underwriter:

Sd/-

Md. Riyad Matin

Managing Director

BMSL Investment Limited

Date: 19.10.2017

Place: Dhaka

c) Major terms and conditions of the underwriting agreements.

1. The IPO shall stand cancelled if at least 65% in any category of the IPO is not subscribed.
2. The Issue on a firm commitment basis.
3. In case of under subscription in any category by up to 35% of the IPO the under-subscribed securities shall be taken up by the Underwriters.
4. Notwithstanding anything contained in the agreement in case of inconsistency between the provision of the agreement and the Bangladesh Securities and Exchange Commission (Public Issue) Rules, 2015, the public issue rules shall prevail.
5. Prior to publication of the prospectus, the Company shall have obtained consent from the Bangladesh Securities and Exchange Commission permitting the issue as described in Article 2.01 and providing for payment of underwriting commission 0.50% (zero point five zero percent) on the amount underwritten.

If and to the extent that the shares offered to the public by a Prospectus authorized hereunder shall not have been subscribed and paid for in cash in full by the Closing Date, the Company shall within 10 (ten) days of the closure of subscription call upon the underwriters in writing with a copy of the said writing to the Bangladesh Securities and Exchange Commission, to subscribe the shares not so subscribed by the closing date and to pay for in cash in full, inclusive of any premium if applicable, for

such unsubscribed shares within 15 (fifteen) days after being called upon to do so. The amount so received shall be credited to the share subscription account of the Company within the said period. If payment is made by Cheque/Bank Draft by the Underwriter, it will be deemed that the Underwriter has not fulfilled his obligation towards his underwriting commitment under this Agreement, until such time as the Cheque/Bank Draft has been encashed and the Company's share subscription account credited.

In any case within 7 (seven) days after the expiry of the aforesaid 15 (fifteen) days, the Company shall send proof of subscription and payment by the Underwriters to the Commission.

In the case of failure by the underwriter to pay for the shares within the stipulated time, the Company/Issuer will be under no obligation to pay any underwriting commission under this Agreement.

(c) Capital Structure:

(i) Authorized, issued, subscribed and paid-up capital (number and class of securities, allotment dates, nominal price, issue price and form of consideration);

Particulars	No. of shares	Class of securities	Nominal price	Issue price	Amount in BDT
Authorized Capital	250,000,000	Ordinary Shares	10.00	10.00	2,500,000,000
Issued, Subscribed and Paid-up Capital	220,000,000	Ordinary Shares	10.00	10.00	2,200,000,000

The Company has raised its paid-up capital in following phases:

Allotment Date	In cash (Tk.)	Other than in cash	Bonus Share	Paid-up Capital
Subscription to the Memorandum & Articles of Association at the time of Incorporation on 22-12-2001	20,000,000	-	-	20,000,000
Issued as on 29 september, 2013	47,000,000	-	-	47,000,000
Issued as on 04 April, 2014	-	-	32,500,000	32,500,000
Issued as on 23 February, 2016	10,000	-	-	10,000
Issued as on 28 June, 2016	2,100,490,000	-	-	2,100,490,000
Total	2,167,500,000	-	32,500,000	2,200,000,000

(ii) Size of the present issue, with break-up (number of securities, description, nominal value and issue amount);

Description	Number of Securities to be Offered		Percentage	Break-up of Securities	Nominal value	Issue Amount in BDT
Offer price BDT 10.00 each at par, total size of fund to be raised BDT. 250,000,000	Eligible investor (EI)	Mutual Funds and CIS	10%	2,500,000	10.00	25,000,000
		EI excluding mutual funds and CIS	40%	10,000,000		100,000,000
	General Public (GP)	NRB	10%	2,500,000	10.00	25,000,000
		GP excluding NRB	40%	10,000,000		100,000,000
Total			100%	25,000,000	10.00	250,000,000

(iii) Paid-up capital before and after the present issue, after conversion of convertible instruments (if any) and share premium account (before and after the issue);

Particulars	No. of Securities	Issue Price	Amount in BDT
Paid-up capital before the present issue	220,000,000	10.00	2,200,000,000
Paid-up capital after the present issue	245,000,000	10.00	2,450,000,000
Paid-up capital after conversion of convertible instruments (if any)		N/A	
Share premium account before the present issue		N/A	
Share premium account after the present issue		N/A	

(iv) Category wise shareholding structure with percentage before and after the present issue and after conversion of convertible instruments (if any);

Sl. No.	Category of Shareholders	No. of Ordinary Shares Hold		Percentage of Holding		After conversion		
		Pre-IPO	Post-IPO	Pre-IPO	Post-IPO	Pre-IPO	Post-IPO	
1	Directors & Sponsors	79,205,000	79,205,000	36.00%	32.33%	N/A	N/A	
2	Other than Directors & Sponsors	140,795,000	140,795,000	64.00%	57.47%			
3	Eligible investor (EI)	Mutual Funds and CIS	-	2,500,000	-			1.02%
		EI excluding mutual funds and CIS	-	10,000,000	-			4.08%
4	General Public (GP)	NRB	-	2,500,000	-			1.02%
		GP excluding NRB	-	10,000,000	-			4.08%
Total		220,000,000	245,000,000	100%	100%			

(v) Where shares have been issued for consideration in other than cash at any point of time, details in a separate table, indicating the date of issue, persons to whom those are issued, relationship with the issuer, issue price, consideration and valuation thereof, reasons for the issue and whether any benefits have been accrued to the issuer out of the issue;

Date of Issue	Persons to whom those are issued	Relationship with the issuer	Issue price	Number of ordinary shares allotted	Amount in Tk.	Consideration	Valuation	Reasons for the issue
April 04, 2014	Kazi Shakil	Sponsor	100.00	2,60,000	26,000,000	Bonus Shares	At par	As per board decision
	Tahiya Shakil	Sponsor	100.00	65,000	6,500,000			
				325,000	32,500,000			

(vi) Where shares have been allotted in terms of any merger, amalgamation or acquisition scheme, details of such scheme and shares allotted;

The Company has not issued any shares in terms of merger, amalgamation or acquisition scheme.

(vii) Where the issuer has issued equity shares under one or more employee stock option schemes, date-wise details of equity shares issued under the schemes, including the price at which such equity shares were issued;

The Company has not issued any equity shares under one or more employee stock option schemes.

(viii) If the issuer has made any issue of specified securities at a price lower than the issue price during the preceding two years, specific details of the names of the persons to whom such specified securities have been issued, relation with the issuer, reasons for such issue and the price thereof;

The Company has not made any issue of specified securities at a price lower than the issue price during the preceding two years.

(ix) The decision or intention, negotiation and consideration of the issuer to alter the capital structure by way of issue of specified securities in any manner within a period of one year from the date of listing of the present issue;

The Company has no such decision or intention, negotiation and consideration to alter the capital structure by way of issue of specified securities in any manner within a period of one year from the date of listing of the present issue.



(x) The total shareholding of the sponsors and directors in a tabular form, clearly stating the names, nature of issue, date of allotment, number of shares, face value, issue price, consideration, date when the shares were made fully paid up, percentage of the total pre and post issue capital, the lock in period and the number and percentage of pledged shares, if any, held by each of them;

Sl. No.	Name of Sponsors & Directors	Position	Nature of Issue	Date of allotment	No. of shares	Face value	Issue price	Consideration	Date when the shares were made fully paid up	Total	Percentage (%)		Lock-in Period
											Pre-IPO	Post-IPO	
01	Kazi Shakil	Sponsor	Ordinary Share	MOA (22.12.2001)	1,500,000	10.00	10.00	Cash	22.12.2001	Presently this sponsors do not hold any share of the company	0.00%	0.00%	N/A
				ROA (29.09.2013)	4,700,000				29.09.2013				
				ROA (04.04.2014)	2,600,000				04.04.2014				
				Transfer (28.09.2015)	(8,800,000)				28.09.2015				
02	Tahiya Shakil	Sponsor	Ordinary Share	MOA (22.12.2001)	500,000	10.00	10.00	Other than cash (Bonus)	22.12.2001	Presently this sponsors do not hold any share of the company	0.00%	0.00%	N/A
				ROA (04.04.2014)	650,000				15.02.2004				
				Transfer (28.09.2015)	(1,150,000)				28.09.2015				
04	Javed Opgenhaffen	Chairman	Ordinary Share	Transfer (28.09.2015)	9,819,000	10.00	10.00	Cash	28.09.2015	Presently this sponsors do not hold any share of the company	0.00%	0.00%	N/A
				Transfer (29.09.2015)	(2,503,000)				29.09.2015				
				ROA (28.06.2016)	61,384,000				28.06.2016				
				Transfer (17.12.2017)	500,000				17.12.2017				
05	Mohammad Shirajul Islam	Managing Director	Ordinary Share	Transfer (28.09.2015)	5,000	10.00	10.00	Cash	28.09.2015	Presently this sponsors do not hold any share of the company	0.00%	0.00%	N/A
				Transfer (29.09.2015)	500,000				29.09.2015				
				ROA (28.06.2016)	4,500,000				28.06.2016				
06	Sayeed Rezaraj Ahmmad (Nominee Director of NJ Holdings Ltd.)	Director	Ordinary Share	Transfer (15.12.2016)	100,000	10.00	10.00	Cash	15.12.2015	Presently this sponsors do not hold any share of the company	0.00%	0.00%	N/A
				Transfer (24.06.2017)	4,900,000				24.06.2017				

Face value of company's share was Tk. 100/- each and was converted in to Tk. 10/- dated 15 November, 2015; Face value of shares on the above table was considered as Tk. 10/- for better presentation.

- Note:
- (i) There is no pledged share
 - (ii) Lock-in starts from date of issuance of Prospectus
 - (iii) Sayeed Rezaraj Ahmmad does not hold any shares of the company personally.

(xi) The details of the aggregate shareholding of the sponsors and directors, the aggregate number of specified securities purchased or sold or otherwise transferred by the sponsor and/or by the directors of the issuer and their related parties within six months immediate preceding the date of filing the prospectus;

There was no such purchase or sale or otherwise transfer by the sponsor and/or by the directors of the S. S. Steel Limited and their related parties within six months immediate preceding the date of filing the prospectus.

(xii) The name and address of any person who owns, beneficially or of record, 5% or more of the securities of the issuer, indicating the amount of securities owned, whether they are owned beneficially or of record, and the percentage of the securities represented by such ownership including number of equity shares which they would be entitled to upon exercise of warrant, option or right to convert any convertible instrument;

Name of the Shareholder	Address	Type of Ownership	Amount of Securities Owned	Shareholding by percentage of ownership (%)
Javed Opgenhaffen	House No.-27/E, Block-E, Road No.-10, Banani, Dhaka, Bangladesh	Chairman	69,200,000	34.60%
Nabiha Yasmeen	House No. 27/E, Block-E, Road No.10, Banani, Dhaka-1213, Dhaka, Bangladesh	Shareholder	23,320,688	10.60%
Total			92,520,688	45.20%

**There is no event or intent of exercising warrant, option or right to convert any convertible instrument.*

(xiii) The number of securities of the issuer owned by each of the top ten salaried officers, and all other officers or employees as group, indicating the percentage of outstanding shares represented by the securities owned.

None of the employees of the company own any shares of the issuer company of S. S. Steel Limited except Chairman & Managing Director. The shareholdings of them are as follows:

Name of the Shareholder	Position	Amount of Securities Owned	Percentage of Ownership (%)
Javed Opgenhaffen	Chairman, Director-Sales & Marketing	69,200,000	34.60%
Mohammad Shirajul Islam	Managing Director	5,005,000	2.28%
Total		74,205,000	36.88%

(d) Description of Business:

(i) The date on which the issuer company was incorporated and the date on which it commenced operations and the nature of the business which the company and its subsidiaries are engaged in or propose to engage in;

Particulars	Description
Date of Incorporation	: December 22, 2001
Commecment of Commercial Operation	: December 22, 2001
Nature of Business	: The principal activities of the company are manufacturing of Billet, MS-Rod, Iron Ingot, Deformed Rod, steel for the reinforcement of concrete (Ribed Bar),Angel Bar and 500W steel.
Subsidiaries Company	: The Company has no subsidiary company.

(ii) Location of the project;

The project is situated at Plot-04, Block-B, Tongi Industrial Area, Gazipur, Bangladesh which is own by the company.

(iii) Plant, machinery, technology, process, etc.

Plant: S. S. Steel Limited used two different plants. One is steel plant which produce intermediate finished goods namely billets and ingot. Other plant is Rolling plant which produce finished goods namely MS-BAR (Rod).

Machinery: S. S. Steel Limited used three induction furnace and one Continius Custing Machine (CCM) for the production of MS Billets and one re-heating furnace and one fully auto Re-Rolling Mill for the production of MS-BAR (Rod).

Technology: Steel Mills manufacturer are mainly used Induction furnace, Electric Arc Furnace (EAF) and Blast Furnace technology. Induction Furnace is an electrical furnace in which the heat is applied by induction heating of metal. Induction furnace capacities range from less than one kilogram to one hundred tonnes, and are used to melt iron and steel, copper, aluminium, and precious metals. An Electric Arc Furnace (EAF) is a furnace that heats charged material by means of an electric arc. Industrial arc furnaces range in size from small units of approximately one ton capacity up to about 400 ton units used for secondary steelmaking. Arc furnaces differ from induction furnaces in that the charge material is directly exposed to an electric arc and the current in the furnace terminals passes through the charged material. A blast furnace is a type of metallurgical furnace used for smelting to produce industrial metals and its alloys, generally iron, but also others such as lead or copper. In a blast furnace fuel (coke), ores, and flux (limestone) are continuously supplied through the top of the furnace, while a hot blast of air (sometimes with oxygen enrichment) is blown into the lower section of the furnace through a series of pipes called tuyeres, so that the chemical reactions take place throughout the furnace as the material falls downward. The end products are usually molten metal and slag phases tapped from the bottom, and flue gases exiting from the top of the furnace. The downward flow of the ore and flux in contact with an upflow of hot, carbon monoxide-rich combustion gases is a countercurrent exchange and chemical reaction process.

S. S. Steel Limited used Induction furnace technology because of induction furnace is a clean, energy-efficient and well-controllable melting process compared to most other means of metal melting.

Process: Steelmaking is the process for producing steel from iron ore and scrap. In steelmaking, impurities such as nitrogen, silicon, phosphorus, sulfur and excess carbon are removed from the raw iron, and alloying elements such as manganese, nickel, chromium and vanadium are added to produce different grades of steel. Limiting dissolved gases such as nitrogen and oxygen, and entrained impurities (termed “inclusions”) in the steel is also important to ensure the quality of the products cast from the liquid steel.

(iv) Details of the major events in the history of the issuer, including details of capacity or facility creation, launching of plant, products, marketing, change in ownership and/or key management personnel etc.;

Particulars	Description																																																																																																
Date of Incorporation	December 22, 2001																																																																																																
Conversion form Private to Public Limited Company	On 15 December, 2016 the Company converted as a Public Limited Company under the Companies Act, 1994.																																																																																																
Commercial Operation	December 22, 2001																																																																																																
Name Change	S. S. Steel (Pvt.) Limited to S. S. Steel Limited on dated May 10, 2018																																																																																																
Capacity	108,000 Metric Ton yearly																																																																																																
Products	MS-Billets, MS-Ingot & MS-Bar (Rod)																																																																																																
Change in Ownership and / or Key Management Personnel	<table border="1"> <thead> <tr> <th>Sl. No.</th> <th>Name of owner/key management</th> <th>Position</th> <th>Date of Joining</th> <th>Date of Retirement</th> <th>Present Status</th> </tr> </thead> <tbody> <tr> <td>1</td> <td>Kazi Shakil</td> <td>Sponsor</td> <td>22.12.2001</td> <td>28.09.2015</td> <td rowspan="3">Retired from company</td> </tr> <tr> <td>2</td> <td>Tahiya Shakil</td> <td>Sponsor</td> <td>22.12.2001</td> <td>28.09.2015</td> </tr> <tr> <td>3</td> <td>Tauhidul I Chaudhury</td> <td>Chairman</td> <td>28.09.2015</td> <td>28.02.2017</td> </tr> <tr> <td>4</td> <td>Javed Opgenhaffen</td> <td>Managing Director</td> <td>28.09.2015</td> <td>-</td> <td>Chairman</td> </tr> <tr> <td>5</td> <td>Mohammad Shirajul Islam</td> <td>Director</td> <td>28.09.2015</td> <td>-</td> <td>Managing Director</td> </tr> <tr> <td>6</td> <td>Sayeed Rezaraj Ahmmad Nominee Director of NJ holdings Ltd.</td> <td>Director</td> <td>15.11.2016</td> <td>-</td> <td>Director</td> </tr> <tr> <td>7</td> <td>Sadad Rahman</td> <td>Independent Director</td> <td>24.06.2017</td> <td>-</td> <td>Independent Director</td> </tr> <tr> <td>8</td> <td>Bhuban Chandra Sil</td> <td>Independent Director</td> <td>24.06.2017</td> <td>-</td> <td>Independent Director</td> </tr> <tr> <td>9</td> <td>Mohammad Golam Sabur</td> <td>Chief Financial Officer</td> <td>15.07.2016</td> <td>-</td> <td>Chief Financial Officer</td> </tr> <tr> <td>10</td> <td>Md. Mostafizur Rahman</td> <td>Company Secretary</td> <td>01.06.2017</td> <td>-</td> <td>Company Secretary</td> </tr> <tr> <td>11</td> <td>Reaul Bari</td> <td>CEO</td> <td>01.03.2012</td> <td>31.07.2015</td> <td rowspan="5">Retired from company</td> </tr> <tr> <td>12</td> <td>Major Retd. Nurul Amin</td> <td>DGM – HR & Admin</td> <td>01.05.2013</td> <td>31.08.2015</td> </tr> <tr> <td>13</td> <td>Engr. Md. Rokonzaman</td> <td>AGM - Production</td> <td>01.02.2012</td> <td>30.09.2015</td> </tr> <tr> <td>14</td> <td>Engr. Md. Rofiqul Islam</td> <td>GM -Operation</td> <td>01.12.2001</td> <td>30.09.2015</td> </tr> <tr> <td>15</td> <td>Joynto Ghosh</td> <td>GM – Sales & Marketing</td> <td>01.12.2001</td> <td>01.08.2016</td> </tr> <tr> <td>16</td> <td>Sayeed Shafqatul Baki</td> <td>Head Of Finance</td> <td>01.08.2008</td> <td>30.11.2016</td> <td></td> </tr> </tbody> </table>	Sl. No.	Name of owner/key management	Position	Date of Joining	Date of Retirement	Present Status	1	Kazi Shakil	Sponsor	22.12.2001	28.09.2015	Retired from company	2	Tahiya Shakil	Sponsor	22.12.2001	28.09.2015	3	Tauhidul I Chaudhury	Chairman	28.09.2015	28.02.2017	4	Javed Opgenhaffen	Managing Director	28.09.2015	-	Chairman	5	Mohammad Shirajul Islam	Director	28.09.2015	-	Managing Director	6	Sayeed Rezaraj Ahmmad Nominee Director of NJ holdings Ltd.	Director	15.11.2016	-	Director	7	Sadad Rahman	Independent Director	24.06.2017	-	Independent Director	8	Bhuban Chandra Sil	Independent Director	24.06.2017	-	Independent Director	9	Mohammad Golam Sabur	Chief Financial Officer	15.07.2016	-	Chief Financial Officer	10	Md. Mostafizur Rahman	Company Secretary	01.06.2017	-	Company Secretary	11	Reaul Bari	CEO	01.03.2012	31.07.2015	Retired from company	12	Major Retd. Nurul Amin	DGM – HR & Admin	01.05.2013	31.08.2015	13	Engr. Md. Rokonzaman	AGM - Production	01.02.2012	30.09.2015	14	Engr. Md. Rofiqul Islam	GM -Operation	01.12.2001	30.09.2015	15	Joynto Ghosh	GM – Sales & Marketing	01.12.2001	01.08.2016	16	Sayeed Shafqatul Baki	Head Of Finance	01.08.2008	30.11.2016	
	Sl. No.	Name of owner/key management	Position	Date of Joining	Date of Retirement	Present Status																																																																																											
	1	Kazi Shakil	Sponsor	22.12.2001	28.09.2015	Retired from company																																																																																											
	2	Tahiya Shakil	Sponsor	22.12.2001	28.09.2015																																																																																												
	3	Tauhidul I Chaudhury	Chairman	28.09.2015	28.02.2017																																																																																												
	4	Javed Opgenhaffen	Managing Director	28.09.2015	-	Chairman																																																																																											
	5	Mohammad Shirajul Islam	Director	28.09.2015	-	Managing Director																																																																																											
	6	Sayeed Rezaraj Ahmmad Nominee Director of NJ holdings Ltd.	Director	15.11.2016	-	Director																																																																																											
	7	Sadad Rahman	Independent Director	24.06.2017	-	Independent Director																																																																																											
	8	Bhuban Chandra Sil	Independent Director	24.06.2017	-	Independent Director																																																																																											
	9	Mohammad Golam Sabur	Chief Financial Officer	15.07.2016	-	Chief Financial Officer																																																																																											
	10	Md. Mostafizur Rahman	Company Secretary	01.06.2017	-	Company Secretary																																																																																											
	11	Reaul Bari	CEO	01.03.2012	31.07.2015	Retired from company																																																																																											
	12	Major Retd. Nurul Amin	DGM – HR & Admin	01.05.2013	31.08.2015																																																																																												
	13	Engr. Md. Rokonzaman	AGM - Production	01.02.2012	30.09.2015																																																																																												
	14	Engr. Md. Rofiqul Islam	GM -Operation	01.12.2001	30.09.2015																																																																																												
15	Joynto Ghosh	GM – Sales & Marketing	01.12.2001	01.08.2016																																																																																													
16	Sayeed Shafqatul Baki	Head Of Finance	01.08.2008	30.11.2016																																																																																													

(v) Principal products or services of the issuer and markets for such products or services. Past trends and future prospects regarding exports (if applicable) and local market, demand and supply forecasts for the sector in which the product is included with source of data;

S. S. Steel Limited has been set up to produce different types of MS-Bar (Rod). At present there are different varieties of products in relation to thickness and in category. The details of varieties of products are as follows:

Types of product	Size of products								
500W	08 mm	10 mm	12 mm	16 mm	20 mm	22 mm	25 mm	28 mm	32 mm
400W	08 mm	10 mm	12 mm	16 mm	20 mm	22 mm	25 mm	28 mm	32 mm

Market of the Products:

The products of S. S. Steel Limited have been marketed locally. There is a huge demand of the product in our country due to increase of manufacturing both commercial and residential buildings. Most of the demands are being met up by our local manufacturers. Each and every year the demand of the product is increasing rapidly.

Past trends and future prospects regarding exports (if applicable) and local market:

Particulars	June 30, 2017	June 30, 2016	September 30, 2015	September 30, 2014	September 30, 2013
Sales (Local)	3,003,309,524	1,818,864,918	2,143,818,211	2,104,662,407	2,104,588,735
Sales (Export)	N/A				

Future prospects: S. S. Steel Limited does not have any future prospects regarding export because, currently it is targeting to fulfill the country's local demand.

Local market, demand and supply forecasts: There is no exact year-to-year data regarding the production and market share of the steel industry of Bangladesh is available. However, according to the leading manufacturers, more than 4.0 million MT steels are currently produced in the country representing a market value of BDT 300 billion roughly. The industry grew from producing a meagre 47,000 MT in 1971 to 4.0 million MT in 2015. The production of this sector is expected to double in 2022 by the industrialists. The country's annual demand for only "branded" MS rod is estimated at more than 2.5 million MT, where the country usually consumes over 1.7 million MT of branded (high quality) MS rod or 70% of its annual demand in the peak season.

The increased production of steel industry, special in the long steel, can be signified by the increased amount of import of the raw-materials i.e. scrap materials and billet for the industry in the last few years. According to a leading local daily, import of iron scrap materials and billets in the FY2013-14 was 2.8 million MT, which increased to 4.43 million in FY2014-15 and 5.54 million MT in FY 2015-16. Industry leaders says, currently the industry has been witnessing 5-7% growth from year to year and the industry is expected to enjoy more than 15% growth, once the country's real estate sector revives from its present sluggish period.

The demand for steel industry is mainly driven by two factors; one is the implementation of the government's ADP plans and government's infrastructure building activities and the other is from the industrial and individual level demand especially for the real estate sector. Currently, the government projects account for nearly 40% of total steel consumption. According to the local industry leaders, present per capita steel rebar consumption in Bangladesh is only 25 kg and this is expected to grow to 50 kg by 2022.

According to the World Steel Association, apparent steel consumption of the country was 2.7 million MT in the FY 2014 compared to 2.4 million MT in the FY 2013, posting 10.4% YoY growth. However, according to the industry insiders, the annual steel consumption of steel (both graded and non-graded) products now stands at roughly 4.0 million MT for long products and 0.7 million MT for CR/GP sheet.

Source: World Steel Association and EBLSL Research

(vi) If the issuer has more than one product or service, the relative contribution to sales and income of each product or service that accounts for more than 10% of the company's total revenues;

S. S. Steel Limited has been set up to produce different types of MS-Bar (Rod). At present there are different varieties of products in relation to thickness and in category. The details of varieties of products are as follows:

Types of product	Size of products								
	08 mm	10 mm	12 mm	16 mm	20 mm	22 mm	25 mm	28 mm	32 mm
500W	08 mm	10 mm	12 mm	16 mm	20 mm	22 mm	25 mm	28 mm	32 mm
400W	08 mm	10 mm	12 mm	16 mm	20 mm	22 mm	25 mm	28 mm	32 mm

The Company has no product or service that accounts for more than 10% of the Company's total revenues.

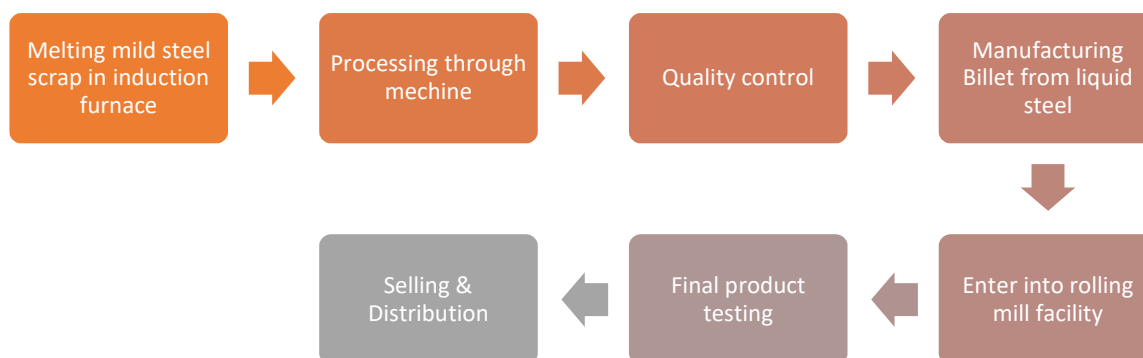
(vii) Description of associates, subsidiary and holding company of the issuer and core areas of business thereof;

The Company has no associates/subsidiary and related holding company.

(viii) How the products or services are distributed with details of the distribution channel. Export possibilities and export obligations, if any;

Distribution involves physical distribution of the company's products directly to the customer base. Typically this is a combined transport and warehousing operation, responsible for storing and delivering products to meet the customer's requirements. The Company supplies its products from its own factory warehouse to its customers premises at companies own risk against delivery order.

Process:



Export Possibilities and Obligation:

Currently the Company has no such plan to exports.

(ix) Competitive conditions in business with names, percentage and volume of market shares of major competitors;

The Steel industry comprises of over 100 manufacturers, most of which are non-listed companies. There are given below:

Non-listed Companies:

Sl. No	Name of the Competitors
01	Baizid Steel Industries Ltd.
02	Golden Re-Rolling Mills Inds. Ltd.
03	K S M Steel Re- Rolling Mills Ltd.
04	Nabi Steel Re-Rooling Ind. Ltd.
05	Rahim Steel Re-Rooling Mills Ltd.

Note: No market data regarding volume and market shares of the above-mentioned companies are available.

Listed Companies:

Sl. No.	Name of the Competitors	Turnover (Amount in BDT)	Year End
01	BSRM Steels Limited	37,996,410,539	30.06.2017
02	GPH Ispat Ltd.	7,955,715,990	30.06.2017
03	Ratanpur Steel Re-Rolling Mills Limited	7,488,695,752	30.06.2017

Source of Data: Annual report

N.B. There is no entity listed with the stock exchange except the above company and there is no data available regarding market shares of the respective listed company in their annual report. Due to unavailability of information, it is not possible to input the other competitors.

(x) Sources and availability of raw materials, names and addresses of the principal suppliers and contingency plan in case of any disruption;

S. S. Steel Limited major raw materials in addition, it requires many different types of dyes and chemicals. The names of the major suppliers and address are mentioned below:

Sl. No.	Name of Principal Suppliers	Address	Name of Raw Materials	Country of Origin
01	Sonata General Trading Co.	Add:C1-1002, 10th Floor, Ajman Free Zone, P. O. Box 20529, Ajman (United Arab Emirates)	Scrap	UAE
02	Anbakam Metal	1200, Tices lane, 201 East Brunswick, NZ 08816, USA	Scrap	USA
03	Bharat Engineering Works	Plot: 1-B/6, House No.: #6-27/1, 3rd Floor, Aishwarya Towers, SV CO-OP Industrial Estates, Balanagar, Hyderabad - 500 037, Telangana, India.	Chemical (SiMn, FeMn)	India
04	CNBM	19 th (22nd, 23rd) Floor, 2nd Building, Guohai Plaza, No. 17 Fuxing Road, Haidian District, Beijing,P.R.C.	Billets	China
05	A to Z Metals Ltd.	2730 Peralta Street Oakland, California 94607	Scrap	USA
06	A.N.A Industrial Safety (Pvt.) Ltd	99A Park Street, Siddha Park Building – 5 th Floor, Unit No. 5A, Kolkata 700 016, India.	Billets	India
07	Ajay Syscon Pvt. Ltd.	128/2 Club Solaris Premises, Mayur Colony,Off Karve Road, Behind Jog High School,Pune - 411038, India.	Cable	India
08	Allied Iron Products Pvt. Ltd	C-3, 3rd Floor, Omer Mansion, 29A Weston Street, Kolkata, West Bengal 700012, India	Scrap	India
09	Anjali Metal Materials Trading LLC	Bur Dubai, Nr Ramada Hotel, Al Tawahidi Bldg	Scrap	UAE
10	ANZ Recyclecleaning	377 Kent Street, Suite 114 Sydney, Nsw 2000,Australia	Scrap	Australia

Contingency plan: As numbers of suppliers of raw materials are plenty in the market, if one supplier fails to provide raw material there are always other suppliers available. So there is no possibility of disruption.

(xi) Sources of, and requirement for, power, gas and water; or any other utilities and contingency plan in case of any disruption;

All required utility facilities are available at the project site and those are stated below:

Particulars	Source & Requirements
Power	The required power for production is 10,000 KW and will be met through Desco and own Generator. The Company meet his demand by own Gas Generator with a capacity of 8,000 KW and 2,000 KW from DESCO.
Gas	The required Gas for production is 53,548 cubic meter/day and will be met through TITAS Gas Transmission and Distribution Company Limited.
Water	Water requirement is met by the Company's own deep tube-well.

Contingency plan:

S. S. Steel Limited has seven set generator having capacity of 8,000 KW and meeting its water requirement by its own deep tube-well.

(xii) Names, address(s), telephone number, web address, e-mail and fax number of the customers who account for 10% or more of the company's products or services with amount and percentage thereof;
The Company has no such customer who contributes 10% or more of the total revenue.

(xiii) Names, address(s), telephone number, web address, e-mail and fax number of the suppliers from whom the issuer purchases 10% or more of its raw material or finished goods with amount and percentage thereof;
The Company has no such supplier from whom the Company purchases 10% or more of its raw material/Finished goods.

(xiv) Description of any contract which the issuer has with its principal suppliers or customers showing the total amount and quantity of transaction for which the contract is made and the duration of the contract. If there are not any of such contracts, a declaration is to be disclosed duly signed by CEO or MD, CFO and Chairman on behalf of Board of Directors;

The company has not entered into any contract with any of its suppliers or customers.

Declaration regarding contract with principal suppliers or customers

We, on behalf of the Board of Directors certify that The S. S. Steel Limited did not enter into any contract with its principal suppliers or customers.

Sd/-
Mohammad Shirajul Islam
Managing Director

Sd/-
Mohammad Golam Sabur
Chief Financial Officer

Sd/-
Javed Opgenhaffen
Chairman

(xv) Description of licenses, registrations, NOC and permissions obtained by the issuer with issue, renewal and expiry dates;

Particulars	Issuing Authority	Certificate / License No.	Issue Date	Valid Till
Certificate of Incorporation	Register Joint Stock Companies and Firms, Bangladesh	C-44670(1198)/2001	22-12-2001	N/A
Trade License	Gazipur City Corporation	Issue No.: 38	07-03-2017	30.06.2019
TIN Certificate	National Board of Revenue, Bangladesh	350149606594	10-02-2014	N/A
VAT Certificate	Customs, Excise and VAT Commissionerate, Bangladesh	18041005458 Area code: 180104	20-04-2013	N/A
Import Registration Certificate	Office of The Chief Controller of Imports & Exports, Bangladesh	BA-127461	28-05-2002	30-06-2019
Fire License	Fire Service & Civil Defense, Bangladesh	AD/DHAKA/38513/18	16-10-2011	30.06.2019
Environment Certificate	Directorate of Environment, Bangladesh	Environment/Dhabi/45 27/1700	14-08-2003	Expired on 13-08-2018, Issuer applied 08.08.2018 for renewal but renewal not obtain.
ISO 9001:2008 Certificate	ACM Limited	156908A	13-09-2015	12-09-2018
Membership Certificate	Bangladesh Auto Re-Rolling & Steel Mills Association	Sl. No. 0023	01-01-2018	31-12-2018
BSTI Certificate	Bangladesh Standards and Testing Institution (BSTI)	CM LIC. NO. : 11843/G-18/2016	04-12-2016	30-06-2019
Factory Inspection certificate	Department of Factory & Institution Inspection, Tongi, Gazipur, Govt. of Bangladesh	11623/GAZIPUR	10-06-2003	30.06.2019

(xvi) Description of any material patents, trademarks, licenses or royalty agreements;

The Company has no material patents, trademarks, licenses or royalty agreements.

(xvii) Number of total employees and number of full-time employees;

All employees are considered permanent and employee position as per Audited Financial Statement for the year ended June 30, 2017 is as follows:

Salary (Monthly)	Total Employee	Officer & Staff		Worker
		Factory	Head Office	
Below Tk. 3,000/-	-	-	-	-
Above Tk. 3,000/-	497	45	5	447
Total	497	45	5	447

*The Company has no part time employee.

(xviii) A brief description of business strategy;

SSSTEEL's key strategic objectives are to:

- Maintain the buyers demand, choice and expectation to grab the local market;
- Catch up the latest technology from around the world;
- Ensure better quality of products in competitive price;
- Comprehensive marketing and distribution network;
- Seek new ways of working to improve efficiency and ensure sustainability;
- Ensure stable and long-term return to our investors.

(xix) A table containing the existing installed capacities for each product or service, capacity utilization for these products or services in the previous years, projected capacities for existing as well as proposed products or services and the assumptions for future capacity utilization for the next three years in respect of existing as well as proposed products or services. If the projected capacity utilization is higher than the actual average capacity utilization, rationale to achieve the projected levels.

Existing Capacity Utilization:

Products	Unit	Installed Capacity (Yearly)	Actual Production (Yearly)	(%) Capacity Utilization
		30.06.2017	30.06.2017	30.06.2017
MS-Bar (Rod)	Metric Ton	108,000	64,345.80	60%

Projected Capacity Utilization:

Products	Unit	Installed Capacity			Capacity Utilization for this Products			Actual Capacity Utilization (%)		
		30.06.2018	30.06.2019	30.06.2020	30.06.2018	30.06.2019	30.06.2020	30.06.2018	30.06.2019	30.06.2020
MS-Bar (Rod)	Metric Ton	108,000	108,000	120,000	70,780	85,220	90,350	65.54%	78.90%	75.29%

Rationale to Achieve:

The company has projected that the capacity utilization will be increased due to installation of new machine as well as increase in the market demand for SS TIGER (MS BAR). The company will utilize its remaining capacity to meet the additional market demand for existing products as well as new products.

(e) Description of Property:

The written down value of property, plant and equipment's owned by the company as per audited accounts as on June 30, 2017 are stated below:

Particulars	Written Down Value as at June 30, 2017 (Amount in BDT)
Land & Land Development	753,168,000
Factory & Office Building	449,248,411
Investment in Property	274,250,000
Plant & Machinery	677,816,446
Equipment & Appliance	542,897,419
Furniture & Fixtures	602,172
Office Equipment	1,647,673
Computer Software	36,634,282
Motor Vehicle	64,037,535
Total Fixed Assets	2,526,051,938

(i) Location and area of the land, building, principal plants and other property of the company and the condition thereof;

The entire assets are located at the Company's factory office at Plot-04, Block-B, Tongi I/A, Gazipur except Investment property which is located at Cha-90/3, pragati sarani, north badda, Dhaka. Details are as under:

Sl. No.	Particulars	Location and Area	Condition of the Property
01	Land	Tongi Industrial Area, Gazipur.	Position hold by the company with boundry wall.
02	Factory Building	Tongi Industrial Area, Gazipur.	Factory sheds are in good condition.
03	Plant & Machinery	Tongi Industrial Area, Gazipur.	Working in good condition.
04	Corporate Office	Cha-90/3, pragati sarani, north badda, Dhaka.	Corporate office in good condition
05	Generator	Tongi Industrial Area, Gazipur.	Working in good condition.
06	Office Decoration	At Factory and Head Office	Good Condition
07	Office Equipment	At Factory and Head Office	Good Condition
08	Furniture & Fixture	At Factory and Head Office	Good Condition
09	Motor Vehicle	At Factory and Head Office	Running

(ii) Whether the property is owned by the company or taken on lease;

All the assets of the Company are purchased in its own name and Land purchase from RAJUK except some of motor vehicle are taken on lease which are given below in rule (vii).

(iii) Dates of purchase, last payment date of current rent (খাজনা) and mutation date of lands, deed value and other costs including details of land development cost, if any and current use thereof;

Deed No.	Dates of purchase	last payment date of current rent (খাজনা)	Mutation date of lands	Deed value (Tk.)	Registration & Other Cost (Tk.)	Land development cost (Tk.)	Area	Khatian No.	Current use
23630	01-12-2010	20-05-2018	07-09-2012	1,376,001	206,400	10,771,844	33.00 Decimal	Khatian:95 SA/RS:113/11	Factory Building
2348	07-03-2003	20-05-2018	19-03-2008	6,850,000	1,027,500	53,624,328	99.00 Decimal	SA/RS:84/11	
23138	21-12-2012	20-05-2018	10-08-2015	687,999	103,200	5,385,910	16.50 Decimal	SA/RS:113/11	
5474	05-06-2017	29-08-2017	27.08.2017	242,030,500	32,219,500	-	5255 sft	27575	Registered & Corporate office
Total				250,944,500	1,337,100	69,782,082			

(iv) The names of the persons from whom the lands has been acquired or proposed to be acquired along with the cost of acquisition and relation, if any, of such persons to the issuer or any sponsor or director thereof;

Sl. No.	Names of the persons from whom the lands have been acquired	Land deed No	Area	Cost of acquisition (Tk.)	Relation
01	M/S. Ceramic Services Ltd.	23630	33.00 decimal	1,376,001	Common Management
02	M/S. Panther Steel Ltd.	2348	99.00 decimal	6,850,000	No relation except Buyer-Seller
03	M/S. Pioneer Casual Wear Ltd.	23138	16.50 decimal	687,999	
04	AJ Corporation Limited	5474	5255 sft	242,030,500	Tauhidul I Chaudhury Chiarmen of AJ Corporation Ltd. & father of Javed oppenhaffen Chiarmen of S. S. Steel Ltd.
Total				250,944,500	

(v) Details of whether the issuer has received all the approval spertaining to use of the land, if required;
The Company has received all the approval of pertaining to use of the land.

(vi) If the property is owned by the issuer, whether there is a mortgage or other type of charge on the property, with name of the mortgagee;

Name of Mortgagee	Deed No.	Date	Location	Area
Bank Asia Limited	Deed No.1854	25-05-2016	Plot # 4, 18/A, 18/C, & 18/F	148.5 decimal
National Bank Ltd.	Qsr/nbl/banani/advance/2017	20-03-2017	Floor space pearl trade center	5,255 sft

(vii) If the property is taken on lease, the expiration dates of the lease with name of the lessor, principal terms and conditionsof the lease agreements and details of payment;

Lessor	Purpose of Lease	Period of Lease	Lease Amount (BDT)	Monthly Rental Amount (BDT)	Interest Rate @ p.a.	Effective date	Expiration date
IDLC Finance Limited	Vehicle purchase.	60 Months	11,000,000	248,880	12.75%	November 24, 2015	October 24, 2020
IDLC Finance Limited	Vehicle purchase.	60 Months	1,700,000	39,999	14.50%	April 12, 2015	March 12, 2020
IDLC Finance Limited	Vehicle purchase.	60 Months	2,000,000	45,260	12.75%	December 06, 2015	November 06, 2020
IDLC Finance Limited	Civil Construction	60 Months	80,000,000	1,779,560	12.00%	January 04, 2017	Deacember 06, 2021
IIDFC	Vehicle purchase	60 Months	3,000,000	69,805	12.75%	June 12, 2016	May 12, 2021
IPDC	Vehicle purchase	60 Months	3,000,000	577,255	13.00%	March 02, 2016	February 12, 2021
Nitol Motors Limited	Vehicle purchase	24 Months	1,430,807	62,209	0%	June 06, 2016	May 06, 2018
Nitol Motors Limited	Vehicle purchase	60 Months	3,330,000	55,500	20.86%	November 02, 2013	October 02, 2018
Nitol Motors Limited	Vehicle purchase	60 Months	3,270,000	54,500	20.86%	April 09, 2015	March 09, 2020
Nitol Motors Limited	Vehicle purchase	60 Months	3,690,000	61,500	20.86%	April 12, 2015	March 12, 2020
Nitol Motors Limited	Vehicle purchase	60 Months	3,690,000	61,500	20.86%	April 12, 2015	March 12, 2020
Nitol Motors Limited	Vehicle purchase	60 Months	2,844,000	47,400	20.86%	November 01, 2015	October 01, 2020
Nitol Motors Limited	Vehicle purchase	60 Months	3,378,000	56,300	20.86%	October 28, 2015	September 28, 2020
Nitol Motors Limited	Vehicle purchase	60 Months	3,378,000	56,300	20.86%	October 28, 2015	September 28, 2020

Principal Terms & Conditions of the lease agreement:

1. Mode of Investment: For Procuring Vehicle for Management Use
2. Lease Term: 5 Years (60 Months)
3. Mode of Repayment: By 60 (Sixty) equal monthly installment.
4. Security:
 - a) Hypothecation of the vehicles duly registered jointly in your & the bank's name at companies cost, which shall continue till adjustment of the investment.
 - b) 1 security cheque for amount of aggregate payments of rentals.
 - c) 1st party comprehensive insurance policy at your cost favoring the Bank.
 - d) Personal Guarantee of all the directors of the company.



(viii) Dates of purchase of plant and machineries along with sellers name, address, years of sale, condition when purchased, country of origin, useful economic life at purchase and remaining economic life, purchase price and written down value;

Details of Plant and Machinery year - : 2002-2003

Sl. No.	Name of Machinery	Qty. (Sets)	Condition when purchased	Brand	Seller Name & address	Country of origin	Date/Year of Purchase	Useful Economic life	Remaining Economy life	Purchase Value (BDT)	WDV as on 30.06.2017
1	JR Series slipping Motors (spare)	2	Brand New	JR	JR company Ltd. Rm.508, No.28 New Jinqiao Rd., Pudong Dist., China	China	2002	16	1 years	515,123	231,290
2	Bundle Press Machine	1	Brand New	PPRM	PPRM, Plot No. I-42, DLF Industrial Area, Phase-1, Faridabad-121003, Haryana	India	2002	16	1 years	925,120	415,379
Total		3								1,440,243	646,669

Details of Plant and Machinery year - : 2003-2004

Sl. No.	Name of Machinery	Qty. (Sets)	Condition when purchased	Brand	Seller Name & address	Country of origin	Date/Year of Purchase	Useful Economic life	Remaining Economy life	Purchase Value (BDT)	WDV as on 30.06.2017
1	5 ton Furnace	1	Brand New	Megatherm	Megatherm, 1, Taratala Road, Kolkata, India, Postal Code: 700088.	India	2003	16	2 years	8,525,125	3,921,558
2	Rolling Mill	1	Brand New	PPRM	PPRM, Plot No. I-42, DLF Industrial Area, Phase-1, Faridabad-121003, Haryana.	India	2003	16	2 years	3,512,220	1,615,621
3	ETO Crane	1	Brand New	ASIA	Asia crane co. ltd. Mumbai - 400052, Maharashtra, India.	India	2003	16	2 years	1,210,225	556,704
4	Electro Magnet	1	Brand New	SAFEX	Sainart Co. Ltd. 101, Ave Maria, Ambedhkar Road, Near Union Park Khar (W), Mumbai - 400052, Maharashtra, India	India	2003	16	2 years	512,321	235,668
5	Electric Saw Machine	2	Brand New	AMETEC	Ametec 1100 Cassatt Road, Berwyn, PA 19312, America	USA	2003	16	2 years	75,000	34,500
6	Grinding Machine	2	Brand New	AMETEC	Ametec 1100 Cassatt Road, Berwyn, PA 19312, America	USA	2003	16	2 years	55,000	25,300
7	Drilling Machine	2	Brand New	AMETEC	Ametec 1100 Cassatt Road, Berwyn, PA 19312, America	USA	2003	16	2 years	80,500	37,030
8	Tensile testing Machine	1	Brand New	Fuel instrument engineering co. Ltd	Fuel instrument engineering co. Ltd Plot No. 68 to 89, Parvati Co-op. Industrial Estate Ltd.,Yadrav (Ichalkaranji) - 416 145, Tal. Shirol, Dist. Kolhapur, Maharashtra, India.	India	2003	16	2 years	435,120	200,155
9	Accessories for Furnace	1	Brand New	Megatherm	Megatherm, 1, Taratala Road, Kolkata, India, Postal Code : 700088	India	2003	16	2 years	423,459	194,791
10	Shaper Machine	1	Brand New	KLOPP	Klopp-Werke solingen wald, Germane	India	2003	16	2 years	620,120	285,255
Total		13								15,449,090	7,106,581



Details of Plant and Machinery year- : 2004-2005

Sl. No.	Name of Machinery	Qty. (Sets)	Condition when purchased	Brand	Seller Name & address	Country of origin	Date/Year of Purchase	Useful Economic life	Remaining Economy life	Purchase Value (BDT)	WDV as on 30.06.2017
1	Static Frequency converter	1	Brand New	Megatherm	Megatherm,1, Taratala Road, Kolkata , India, Postal Code: 700088	India	2004	16	3 years	505,126	227,307
2	Shearing Machine	1	Brand New	STM	S &T Machinery Pvt Ltd 22, Vasanth Nagar Singanallur, Coimbatore-641005 Tamil Nadu, India.	India	2004	16	3 years	225,123	101,305
Total		2								730,249	328,612

Details of Plant and Machinery year- : 2005-2006

Sl. No.	Name of Machinery	Qty. (Sets)	Condition when purchased	Brand	Seller Name & address	Country of origin	Date/Year of Purchase	Useful Economic life	Remaining Economy life	Purchase Value (BDT)	WDV as on 30.06.2017
1	Water Purifier Machine	1	Brand New	Megatherm	Megatherm,1, Taratala Road, Kolkata, India, Postal Code : 700088	India	2005	16	4 years	220,125	101,147
2	Electronic Weighing Bridge	1	Brand New	Asebee	Asebee, Mettler-Toledo (S) Pte Ltd., 28 Ayer Rajah Crescent, #05-01, Singapore. 139959	Switzerland	2005	16	4 years	5,320,000	2,444,540
Total		2								5,540,125	2,545,687

Details of Plant and Machinery year- : 2006-2007

Sl. No.	Name of Machinery	Qty. (Sets)	Condition when purchased	Brand	Seller Name & address	Country of origin	Date/Year of Purchase	Useful Economic life	Remaining Economy life	Purchase Value (BDT)	WDV as on 30.06.2017
1	8 Ton Furnace	1	Brand New	Megatherm	Megatherm, 1, Taratala Road, Kolkata, India, Postal Code : 700088	India	2006	16	5 years	15,523,450	7,699,631
Total		1								15,523,450	7,699,631



Details of Plant and Machinery year- : 2008-2009

Sl. No.	Name of Machinery	Qty. (Sets)	Condition when purchased	Brand	Seller Name & address	Country of origin	Date/Year of Purchase	Useful Economic life	Remaining Economy life	Purchase Value (BDT)	WDV as on 30.06.2017
1	Anti Air pollution Unit	1	Brand New	Environment Solution System Ltd.	Environment Solution System Ltd. 7 Hillview Avenue ,Kingston	India	2008	16	7 years	3,960,000	2,277,000
2	Band Tasting Machine	1	Brand New	Fuel instrument engineering co. Ltd	Fuel instrument engineering co. Ltd Plot No. 68 to 89, Parvati Co-op. Industrial Estate Ltd.,Yadrav (Ichalkaranji) - 416 145, Tal. Shirol, Dist. Kolhapur, Maharashtra, India.	Bangladesh	2008	16	7 years	220,000	126,500
Total		2								4,180,000	2,403,500

Details of Plant and Machinery year- : 2009-2010

Sl. No.	Name of Machinery	Qty. (Sets)	Condition when purchased	Brand	Seller Name & address	Country of origin	Date/Year of Purchase	Useful Economic life	Remaining Economy life	Purchase Value (BDT)	WDV as on 30.06.2017
1	Copper Magnet	1	Brand New	Sainart Co. Ltd	Sainart Co. Ltd 101, Ave Maria, Ambedhkar Road, Near Union Park Khar (W), Mumbai - 400052, Maharashtra, India	India	2009	16	8 years	1,215,129	741,229
2	ETO Crane	1	Brand New	EOT	ETO Room 902, Building 6, No. 26 Dongqing Street, Zhengzhou, Henan, P.R.China	Bangladesh	2009	16	8 years	2,208,000	1,346,880
3	Spares of Filtering & purifying Machinery	1	Brand New	Megatherm	Megatherm, 1, Taratala Road, Kolkata, India, Postal Code: 700088	India	2009	16	8 years	345,577	210,802
4	Plasma Cutter	1	Brand New	chdwelding.en.made-in-china.com	chdwelding.en.made-in-china.com, China	China	2009	16	8 years	300,456	183,278
5	ETO Crane	1	Brand New	Sainart Co. Ltd	Sainart Co. Ltd 101, Ave Maria, Ambedhkar Road, Near Union Park Khar (W), Mumbai - 400052, Maharashtra, India	India	2009	16	8 years	2,935,458	1,790,629
Total		5								7,004,620	4,272,818



Details of Plant and Machinery year- : 2010-2011

Sl. No.	Name of Machinery	Qty. (Sets)	Condition when purchased	Brand	Seller Name & address	Country of origin	Date/Year of Purchase	Useful Economic life	Remaining Economy life	Purchase Value (BDT)	WDV as on 30.06.2017
1	Rolling Mill	1	Brand New	PPRM	PPRM, Plot No. I-42, DLF Industrial Area, Phase-1, Faridabad-121003, Haryana	India	2010	16	9 years	182,103,691	117,593,458
2	Testing Aparentus for Ferros Metal	1	Brand New	Scientific ltd.	Scientific 5741, Basti Harphool Singh, Behind Sadar Bazar Police Station , New Delhi - 110006, Delhi, India	India	2010	16	9 years	1,135,756	733,414
3	Spares of Induction Mealting Furnace	1	Brand New	Sainart Co. Ltd	Sainart Co. Ltd 1 No, Taratala Road, Kolkata	India	2010	16	9 years	135,349	87,402
4	Temperature Measuring system-570-T	1	Brand New	SSS technical service Pvt Ltd.	SSS technical service Pvt Ltd. C-135, Govindpuri, Modinagar UP. 201201, India	India	2010	16	9 years	235,908	152,338
5	Compressor CFM Recippocating Type including piping& Value	1	Brand New	ELGI	ELGI Trichy Road, Singanallur, Coimbatore - 641005,Tamilnadu, India.	India	2010	16	9 years	897,654	579,660
6	Lab Equipment -UTM	1	Brand New	Scientific ltd.	Scientific 5741, Basti Harphool Singh, Behind Sadar Bazar Police Station , New Delhi - 110006, Delhi, India	India	2010	16	9 years	1,025,235	662,046
7	Lathe Machine	3	Brand New	Scientific ltd.	H.P Singh & Co. 75,Ganesh Chandra Avenue, Chandni Chawk, Bowbazar, Kolkata, West Bengal 700013, India	India	2010	16	9 years	1,475,125	952,562
8	VCB, Energypac	10	Brand New	H.P Singh & Co.	Energypac 25, Energy Center, Tejgaon I/A, Dhaka-1208	Bangladesh	2010	16	9 years	5,015,275	3,238,614
9	ETO Crane	1	Brand New	Energypac	Local made 5th Floor, Robin Tower 42/43, Purana Paltan, Dhaka-1000, and Bangladesh.	Bangladesh	2010	16	9 years	2,575,120	1,662,884
10	ETO Crane	1	Brand New	Inhouse	Sainart Co. Ltd 101, Ave Maria, Ambedhkar Road, Near Union Park Khar (W), Mumbai - 400052, Maharashtra, India	Bangladesh	2010	16	9 years	2,012,128	1,299,332
Total		20								196,611,241	126,961,709



Details of Plant and Machinery year- : 2011-2012

Sl. No.	Name of Machinery	Qty. (Sets)	Condition when purchased	Brand	Seller Name & address	Country of origin	Date/Year of Purchase	Useful Economic life	Remaining Economy life	Purchase Value (BDT)	WDV as on 30.06.2017
1	Motor	1	Brand New	Kirloskr	Kirloskr Udyog Bhavan, Tilak Road, Pune 411 002, India	India	2011	16	10 years	2,844,000	1,971,176
Total		1								2,844,000	1,971,176

Details of Plant and Machinery year- : 2012-2013

Sl. No.	Name of Machinery	Qty. (Sets)	Condition when purchased	Brand	Seller Name & address	Country of origin	Date/Year of Purchase	Useful Economic life	Remaining Economy life	Purchase Value (BDT)	WDV as on 30.06.2017
1	Cast Iron Rolls	1	Brand New	Barot Engineering Ltd.	Barot Engineering Ltd., India	India	2012	16	11 years	2,182,960	1,626,960
2	Hot Rolling Mills, PPRM for USD 33,357	1	Brand New	PPRM	PPRM, Plot No. I-42, DLF Industrial Area, Phase-1, Faridabad-121003, Haryana	India	2012	16	11 years	2,601,840	1,939,151
3	Automatic Control System, Sunclare, China for USD 33,951	1	Brand New	HiTac	HiTac industries Ltd. 8AF., 249, Gongong Road, Nantong, 226006, Jiangsu, P.R. China	China	2012	16	11 years	2,648,190	1,973,696
4	Spectrometer, Spectromax, UK for USD 48,193	1	Brand New	AMETAK	AMETAK	UK	2012	16	11 years	3,759,041	2,801,613
5	Testing equipments, Magnum Opps for USD 5,159	1	Brand New	AMETAK	AMETAK	UK	2012	16	11 years	402,371	299,887
6	CCM plant including mould assembly 800MM, mould level control, scillator support, withdrawing & straightening unit, intermediate roller, hydraulic elevator, secondary water pumps, copper tube with standard accessories for Euro 440,000	1	Brand New	STS	STS Via Mentana, 1233100 Udine Italy.	Italy	2012	16	11 years	47,898,972	35,699,104
Total		5								59,493,374	44,340,411



Details of Plant and Machinery year- : 2013-2014

Sl. No.	Name of Machinery	Qty. (Sets)	Condition when purchased	Brand	Seller Name & address	Country of origin	Date/Year of Purchase	Useful Economic life	Remaining Economy life	Purchase Value (BDT)	WDV as on 30.06.2017
1	Temperature measurement system, Pyrometer for USD 3040	1	Brand New	SSS technical service Pvt Ltd.	SSS technical service Pvt Ltd. C-135, Govindpuri, Modinagar, UP. 201201, INDIA	India	2013	16	12 years	237,120	189,815
2	Mould level controller including motor pumps and cables for Euro 35,340	1	Brand New	ABB	ABB Schweiz AG, Badenerstrasse 780 8048 Zurich, Zurich	Germany	2013	16	12 years	5,084,727	4,070,324
3	Magnet Drum Set	1	Brand New	Sainart	Shree Sainart Devices Narendra (Manager) 101, Ave Maria, Ambedhkar Road, Near Union Park Khar (W), Mumbai - 400052, Maharashtra, India	India	2013	16	12 years	1,650,000	1,320,825
4	Cooling Tower for CCM Plant, STS Italy for USD 19,000	1	Brand New	STS	STS Via Mentana, 1233100 Udine Italy	Italy	2013	16	13 years	1,830,740	1,465,507
5	MK Sam top bottom for CCM plant for USD 56,993	1	Brand New	Sreebalaji ceramics	Sreebalaji ceramics Via Mentana, 1233100 Udine Italy	Italy	2013	16	13 years	6,082,392	4,868,955
6	Fluctation loss against import of CCM plant	1	Brand New	STS	Sreebalaji ceramics Via Mentana, 1233100 Udine Italy	Italy	2013	16	12 years	2,690,677	2,153,887
Total		6								17,575,656	14,069,313



Details of Plant and Machinery year- : 2014-2015

Sl. No.	Name of Machinery	Qty. (Sets)	Condition when purchased	Brand	Seller Name & address	Country of origin	Date/Year of Purchase	Useful Economic life	Remaining Economy life	Purchase Value (BDT)	WDV as on 30.06.2017
1	CCM Plant eestablishment including local parts & assembling cost	1	Brand New	STS	STS Via Mentana, 1233100 Udine Italy	Italy	2014	16	14 years	102,219,314	87,525,288
2	Laddle for CCM plant	2	Brand New	Quality Steel	Quality Steel Reaz Tower, Reaz Nagor, Tangail Road, Joydebpur chowrasta, Gazipur, Dhaka, Bangladesh	Bangladesh	2014	16	14 years	7,801,130	6,679,718
3	Tundish Board	2	Brand New	Metanix	Jahan Trading, Ctg.	Bangladesh	2014	16	14 years	2,907,248	2,489,331
4	Tundish Car	1	Brand New	STS	STS Via Mentana, 1233100 Udine Italy	Italy	2014	16	14 years	15,965,785	13,670,703
5	Pre heater for CCM Plant	1	Brand New	STS	STS Via Mentana, 1233100 Udine Italy	Italy	2014	16	14 years	1,401,530	1,200,060
6	Casting block for furnace, Megatherm, India	1	Brand New	Megatherm	Megatherm, 1,Taratata Road, Kolkata , India, Postal Code : 700088	India	2014	16	14 years	275,380	235,794
7	Wireless weighing scale, China	1	Brand New	Zhengzhou Jinmai	Zhengzhou Jinmai 1, Taratata Road, Kolkata , India, Postal Code : 700088	China	2014	16	14 years	156,640	134,123
8	Coil	1	Brand New	Popular Electronics	Popular Electronics Old Passport Road, 9th Street, Opposite Side Ministry of Finance, Muhammad zayed karwash Building, Shop No 10, Abu Dhabi . U A E	UAE	2014	16	14 years	220,000	188,375
9	Gear Motor, ACB E2, EnergyPac	1	Brand New	EnergyPac	EnergyPac 25, Energy Center, Tejgaon I/A, Dhaka-1208	Germany	2014	16	14 years	31,600	27,058
10	Under Voltage release, YU 220, Energypac	1	Brand New	EnergyPac	EnergyPac 25, Energy Center, Tejgaon I/A, Dhaka-1209	Germany	2014	16	14 years	10,000	8,563
11	Emax E4H 4000, ACB, Energypac	1	Brand New	EnergyPac	EnergyPac 25, Energy Center, Tejgaon I/A, Dhaka-1210	Germany	2014	16	14 years	382,400	327,430
12	Gas Burners for rolling mills, Wesman	1	Brand New	Wesman	Wesman 1, Taratata Road, Kolkata , India, Postal Code : 700088	India	2014	16	14 years	2,041,000	1,747,606
13	Digital testing machine, 100 ton capacity	2	Brand New	Shell Corporation	Shell Corporation House # B 146, 2nd Floor ,Rd # 4, Mohakhali New DOHS	China	2014	16	14 years	300,000	256,875
14	ACB. Italy	2	Brand New	STS	STS Via Mentana, 1233100 Udine Italy	Italy	2014	16	14 years	803,650	688,125
15	Plane Sheet for CCM Plant		Brand New	Jahangir Iron Steel	Jahangir Iron Stee Nowabpur, Dhaka	Bangladesh	2014	16	14 years	372,000	318,525
16	Air Filtering & Purifying machine, India	1	Brand New	Enviro Solution	Enviro Solution 1, Taratata Road, Kolkata , India, Postal Code: 700088	India	2014	16	14 years	494,550	423,458
17	Hydraulic Pullar	1	Brand New	Jahanara Power Engineering	Jahanara Power Engineering 300, Elephant Road, Alishan Complex, 3rd Floor, Dhaka-1205,	Bangladesh	2014	16	14 years	233,500	199,398
Total		20								135,615,727	116,120,430



Details of Plant and Machinery year- : 2015-2016

Sl. No.	Name of Machinery	Qty. (Sets)	Condition when purchased	Brand	Seller Name & address	Country of origin	Date/Year of Purchase	Useful Economic life	Remaining Economy life	Purchase Value (BDT)	WDV as on 30.06.2017
1	Rolls for Rolling Mills	1	Brand New	PPRM	PPRM, Plot No. I-42, DLF Industrial Area, Phase-1, Faridabad-121003, Haryana	China	2015	16	15 years	1,752,077	1,599,646
2	Converters,Pneumatic	1	Brand New	STS	STS Via Mentana, 1233100 Udine Italy	Italy	2015	16	15 years	2,395,720	2,187,292
3	Gear Box	1	Brand New	PPRM	PPRM, Plot No. I-42, DLF Industrial Area, Phase-1, Faridabad-121003, Haryana	India	2016	16	15 years	1,885,433	1,721,400
4	Rolls for Rolling mills	1	Brand New	PPRM	PPRM, Plot No. I-42, DLF Industrial Area, Phase-1, Faridabad-121003, Haryana	India	2016	16	15 years	4,284,737	3,911,965
5	Horizontal Pump	1	Brand New	STS	STS Via Mentana, 1233100 Udine Italy	Italy	2016	16	15 years	1,233,566	1,126,245
6	AC Motors,Multy Phase,of an output-75kw,Motor Foot Mounted	1	Brand New	Megatherm	Megatherm, 1, Taratala Road, Kolkata , India, Postal Code : 700088	India	2016	16	15 years	859,864	785,056
7	Safety System for Mixer	1	Brand New	RK Enterprise	RK Enterprise 39, Kazi Bhaban (5th Floor), Dhaka-1205, Bangladesh	India	2016	16	15 years	9,276,643	8,469,575
Total		7								21,688,040	19,801,181



Details of Plant and Machinery year- : 2016-2017

Sl. No.	Name of Machinery	Qty. (Sets)	Condition when purchased	Brand	Seller Name & address	Country of origin	Date/Year of Purchase	Useful Economic life	Remaining Economy life	Purchase Value (BDT)	WDV as on 30.06.2017
1	Safety System for Mixer	1	Brand New	PPRM	PPRM, Plot No. I-42, DLF Industrial Area, Phase-1, Faridabad-121003, Haryana	India	2016	16	15 years	7,955,215	7,716,559
2	Parts Of Metal Reroling Mill	1	Brand New	PPRM	PPRM, Plot No. I-42, DLF Industrial Area, Phase-1, Faridabad-121003, Haryana	India	2016	16	15 years	1,419,162	1,376,587
3	Parts Of Metal Reroling Mill	1	Brand New	PPRM	PPRM, Plot No. I-42, DLF Industrial Area, Phase-1, Faridabad-121003, Haryana	India	2016	16	15 years	198,448	192,495
4	8 Ton Furnace Modification	1	Brand New	Megatherm	Megatherm, 1, Taratala Road, Kolkata, India, Postal Code : 700088	India	2016	16	15 years	76,960,986	74,652,156
5	Modification of rolling mills	1	Brand New	Megatherm	Megatherm, 1, Taratala Road, Kolkata, India, Postal Code : 700089	India	2016	16	15 years	66,025,125	64,044,371
6	Modification of Steel mills	1	Brand New	Megatherm	Megatherm, 1, Taratala Road, Kolkata, India, Postal Code : 700090	India	2016	16	15 years	86,330,432	83,740,519
7	Rolls for Rolling Mills	1	Brand New	PPRM	PPRM, Plot No. I-42, DLF Industrial Area, Phase-1, Faridabad-121003, Haryana	India	2016	16	15 years	6,650,195	6,450,689
8	Rolls for Rolling Mills, SGI & SG ACC Quality of Rolls	1	Brand New	Deem Rolltech	Deem Rolltech C 3 / 301, Anushruti Tower, Near Jain Temple, Opp. New York Tower, Thaltej, S.G. Road, Ahmedabad - 380054 (India)	India	2016	16	15 years	1,286,937	1,248,329
9	Shaper Machine, Size-36"	1	Brand New	STM	Bismillah Engineering Reaz Tower, Reaz Nagor, Tangail Road, Joydebpur chowrasta, Gazipur, Dhaka, Bangladesh	Bangladesh	2016	16	15 years	520,000	504,400
10	Bushber Trucking System with Audio Visual Panel	1	Brand New	Ajay Syscon	Ajay Syscon 128/2 Club Solaris Premises, Mayur Colony, Off Karve Road, Behind Jog High School, Pune - 411038, India	India	2016	16	15 years	129,080	125,208
11	Rotary Share 450crs Swiveing Type	1	Brand New	PPRM	PPRM, Plot No. I-42, DLF Industrial Area, Phase-1, Faridabad-121003, Haryana	India	2016	16	15 years	498,681	483,721
12	Pump Type T6/80 U4/7.5 LB2 with Motor	1	Brand New	STS	STS Via Mentana, 1233100 Udine Italy	Italy	2016	16	15 years	2,437,390	2,364,268
Total		12								250,411,651	242,899,302

The Written down value of Plant & Machinery for the year ended June 30, 2017 is BDT. 591,167,021

(ix) Details of the machineries required to be bought by the issuer, cost of the machineries, name of the suppliers, date of placement of order and the date or expected date of supply, etc.

No machineries are required to be bought by the issuer except machineries to be bought from IPO proceeds.

(x) In case the machineries are yet to be delivered, the date of quotations relied upon for the cost estimates given shall also be mentioned;

There are no such machineries which are yet to be delivered.

(xi) If plant is purchased in brand new condition then it should be mentioned;

Declaration Related to Machineries being Brand New

We do hereby declare that all the plants and machineries of the S. S. Steel Limited as on 30 June, 2017 was purchased in brand new condition. There are no re-conditioned or second hand machineries installed in the Company.

October 24, 2017

Sd/-
MABS & J Partners.
Chartered Accountants

(xii) Details of the second hand or reconditioned machineries bought or proposed to be bought, if any, including the age of the machineries, balance estimated useful life, etc. as per PSI certificates of the said machineries as submitted to the Commission;

The company uses no re-conditioned or secondhand plant & machinery. It has also no proposal to buy second hand or reconditioned machineries.

(xiii) A physical verification reports by the issue manager regarding the properties as submitted to the Commission;

**PHYSICAL VERIFICATION REPORT BY THE ISSUE MANAGER
OF
S. S. STEEL LIMITED**

This is to certify that we have visited the registered office and factory of S. S. Steel Limited on July 15, 2018 and we have found the registered office and factory as details below:

Visited and Accompanied by:

Particulars	Name & Designation	Company
Visited by	: MD. Uzzal Hossain Managing Director & CEO (CC)	Citizen Securities & Investment Limited
Accompanied by	: Mohammad Shirajul Islam Managing Director & Director	S. S. Steel Limited
	: Mohammad Golam Sabur Chief Financial Officer	
	: Md. Mostafizur Rahman Company Secretary	
Registered Office	: The Pearl Trade Center, Cha – 90/3 Pragati Sarani North Badda, Dhaka-1212, Bangladesh	
Location of the Factory	: Plot-04, Block-B, Tongi Industrial Area, Gazipur, Bangladesh.	
Nature of Business	: The principal activities of the company are manufacturing of Billet, MS-Rod, Iron Ingot, Deformed Rod, steel for the reinforcement of concrete (Ribed Bar), Angel Bar and 500W steel.	
Products	: MS-Bar (Rod)	
Workers'	: We have found 423 nos. of workers' are present at the time of our visit, 24 nos. of workers are in leave as per attendance record. All of the workers are full time basis and total 447 nos. workers' are working in the factory.	

Description of Property:

We have identified the properties of S. S. Steel Limited are as follows:

Land:

We have found 148.5 decimals of land in two different location surrounded by boundary wall.

Factory Building:

The factory has five buildings, three steel structure shed.

Register & Corporate Office:

The Company has 5,255 square feet floor space with two car parking at Pearl Trade Center, Pragati Sarani North Badda used as a registered & corporate office.



Details of the buildings status are discussed below:

Number of Buildings	Type (Bricks/Tin/Prefabricated Steel)	Area (sqm.) per floor	Total Building Area (sqm.)	Total Building Area Constructed by Company (sqm)	Cost per (sqm.) (BDT)	Total Cost (BDT)	Status of Use
Building-1	RCC-Grade Beam, RCC-Floor Slab, RCC-Pillar, RCC-Slab with Beam, RCC-Stair, RCC-Lintel, Brick Wall, Plaster, Wall Paint, Glass in window, & Grill in Window. (5 Storied Office building)	97.41	487.05	487.05	54936.82	26,756,976	Ground floor –3 Office room, 2 Toilet, Pump room & Generator control room 1st floor – Conference room, Chairman room, IT room, Tea room, 2 Toilet. 2nd floor – Officer, Office room, Meeting room, Store room, 5 Toilet. 3rd floor - Accounts officer room. Accounts room, 2 office room, waiting room, store room, Cash room, 4 Toilet 4th floor -2 wash room, Dining room, Prayer room, kitchen room, Toilet, 2 Water cooler. Roof floor - Vacant.
Building-2	Grade Beam, RCC-Floor Slab, RCC-Pillar, RCC- Slab with Beam, RCC-Stair, RCC-Lintel, Brick Wall, Plaster, Wall Paint, Glass in window, & Grill in Window. (Three Storied Store building)	88.62	265.86	265.86	54517.94	14,494,140	Ground floor - Store room, Panel room, SCHAT room 1st floor –3 store room, Maintain area. 2nd floor - Kitchen, 3 labor Bed room, Dining, 3 Toilet, and Corridor. Roof floor - Vacant.
Building-3	RCC-Grade Beam, RCC-Floor Slab, RCC-Pillar, RCC-Slab with Beam, RCC-Stair, RCC-Lintel, Brick Wall, Plaster, Wall Paint, Glass in window, & Grill in Window. (Four Storied 5 ton furnace building). This building is a subsection of building 4 as it is only the furnace platform which is one of the major expensive construction of the project)	84.87	84.87	84.87	1247880.1	105,907,584	Ground floor - BATI, Machine room, Fire House area, PDV room, VCB room, Generator Section 1st floor & 2nd floor - Store room, 2 water cooler. Roof floor - Vacant.
Building-4	RCC-Grade Beam, RCC-Floor Slab, RCC-Pillar, RCC-Slab with Beam, RCC-Stair, RCC-Lintel, Brick Wall, Plaster, Wall Paint, Glass in window, & Grill in Window. (Five storied 8 ton furnace building). (Ground floor height is almost double the height of a single floor, so, area of 1 st floor is not shown in the FAR table, but the height is considered as Five storied building)	(121.95 +81.30+ 81.30+ 81.30)	365.85	365.85	78023.3	28,544,820	Ground & 1st floor - Generator room 2nd floor - 2 labor room, Store room, Power plant control room, 2 Toilet. 3rd floor - 5 labor room, Dining room, Kitchen room, 3 Toilet 4th & 5th floor - 7 labor room, Dining room, Kitchen room, 4 Toilet. Roof floor - Vacant.
Building-5	RCC-Grade Beam, RCC-Floor Slab, RCC-Pillar, RCC-Slab with Beam, RCC-Stair, RCC-Lintel, Brick Wall, Plaster, Wall Paint, Glass in window, & Grill in Window. (Four storied Office Building)	68.50	342.50	342.50	75314.9	25,795,368	Ground & 1st floor - 3 Generator, 2nd floor - 4 labor room, power plant 2 control room, Kitchen, Toilet. 3rd floor - 4 labor room, 2 Water cooler & Toilet. 4th floor - 4 labor room, water cooler, 2 Toilet. Roof Floor - Water Tank
Shed -1	Steel structure pre-fabricated building (Factory building)	1244.62	1244.62	1244.62	91741.31	114,307,536	Workshop area, CSD room, Panel, Panel room, Rolling machine, Rolling area, Panel Board, Water Pump, U.G water Tank, Control room, Transformer room, Collin Tower, Furnace.
Shed - 2	Steel structure pre-fabricated building (Factory building)	780.32	780.62	780.62	54805.44	42,782,226	8 ton steel mills- , Room, PIC room, Fire Place, Generator room, C.C.M Area, Machine Workshop area.
Shed - 3	Steel structure pre-fabricated building (Factory building).	553.36	553.36	553.36	80743.30	44,680,111	5 ton steel mills- Fire place, Wastage area, Furnace.
Registered & Corporate Office	Floor Space With 2 Car parking, Floor Space Constructed by Thai Aluminum, Wooden, Tiles, Wall Paint.	485.60	485.60	Constructed by developer company Except decoration.	564765.2	274,250,000	Chairman room, Conference room, MD's room, CFO room, Company Secretary Room, Head of commercial room, 27 Executive Desk, Store room, Kitchen Room, 7 Toilet, Open Space.
Total			98,892			677,518,761	

Plant & Machinery

Sl. No.	Name of Machinery	Qty. (Sets)	Condition	Country of origin
Plant and Machinery year- : 2002-2003				
1	JR Series slipping Motors (spare)	2	Brand New	China
2	Bundle Press Machine	1	Brand New	India
Plant and Machinery year- : 2003-2004				
3	5 ton Furnace	1	Brand New	India
4	Rolling Mill	1	Brand New	India
5	ETO Crane	1	Brand New	India
6	Electro Magnet	1	Brand New	India
7	Electric Saw Machine	2	Brand New	USA
8	Grinding Machine	2	Brand New	USA
9	Drilling Machine	2	Brand New	USA
10	Tensile testing Machine	1	Brand New	India
11	Accessories for Furnace	1	Brand New	India
12	Shaper Machine	1	Brand New	India
Plant and Machinery year- : 2004-2005				
13	Static Frequency converter	1	Brand New	India
14	Shearing Machine	1	Brand New	India
Plant and Machinery year- : 2005-2006				
15	Water Purifier Machine	1	Brand New	India
16	Electronic Weighing Bridge	1	Brand New	Switzerland
Plant and Machinery year- : 2006-2007				
17	8 Ton Furnace	1	Brand New	India
Plant and Machinery year- : 2008-2009				
18	Anti Air pollution Unit	1	Brand New	India
19	Band Tasting Machine	1	Brand New	Bangladesh
Plant and Machinery year- : 2009-2010				
20	Copper Magnet	1	Brand New	India
21	ETO Crane	1	Brand New	Bangladesh
22	Spares of Filtering & purifying Machinery	1	Brand New	India
23	Plasma Cutter	1	Brand New	China
24	ETO Crane	1	Brand New	India
Plant and Machinery year- : 2010-2011				
25	Rolling Mill	1	Brand New	India

26	Testing Aparettus for Ferros Metal	1	Brand New	India
27	Spares of Induction Mealting Furnace	1	Brand New	India
28	Temperature Measuring system-570-T	1	Brand New	India
29	Compressor CFM Recippocating Type including piping& Value	1	Brand New	India
30	Lab Equipment -UTM	1	Brand New	India
31	Lathe Machine	3	Brand New	India
32	VCB, Energypac	10	Brand New	Bangladesh
33	ETO Crane	1	Brand New	Bangladesh
34	ETO Crane	1	Brand New	Bangladesh
Plant and Machinery year- : 2011-2012				
35	Motor	1	Brand New	India
Plant and Machinery year- : 2012-2013				
36	Cast Iron Rolls	1	Brand New	India
37	Hot Rolling Mills, PPRM for USD 33,357	1	Brand New	India
38	Automatic Control System, Sunglare, China for USD 33,951	1	Brand New	China
39	Spectrometer, Spectromax, UK for USD 48,193	1	Brand New	UK
40	Testing equipments, Magnum Opps for USD 5,159	1	Brand New	UK
41	CCM plant including mould assembly 800MM, mould level control, scillator support, withdrawing & straightening unit, intermediate roller, hydraulic elevator, secondary water pumps, copper tube with standard accessories for Euro 440,000	1	Brand New	Italy
Plant and Machinery year- : 2013-2014				
42	Temperature measurment system, Pyrometer for USD 3040	1	Brand New	India
43	Mould level controller including motor pumps and cables for Euro 35,340	1	Brand New	Germany
44	Magnet Drum Set	1	Brand New	India
45	Cooling Tower for CCM Plant, STS Italy for USD 19,000	1	Brand New	Italy
46	MK Sam top bottom for CCM plant for USD 56,993	1	Brand New	Italy
47	Fluctation loss against import of CCM plant	1	Brand New	Italy
Plant and Machinery year- : 2014-2015				
48	CCM Plant eastablishment including local parts & assembling cost	1	Brand New	Italy
49	Laddle for CCM plant	2	Brand New	Bangladesh
50	Tundish Board	2	Brand New	Bangladesh
51	Tundish Car	1	Brand New	Italy
52	Pre heater for CCM Plant	1	Brand New	Italy
53	Casting block for furnace, Megatherm, India	1	Brand New	India
54	Wireless weighing scale, China	1	Brand New	China

55	Coil	1	Brand New	UAE
56	Gear Motor, ACB E2, EnergyPac	1	Brand New	Germany
57	Under Voltage release, YU 220, Energypac	1	Brand New	Germany
58	Emax E4H 4000, ACB, Energypac	1	Brand New	Germany
59	Gas Burners for rolling mills, Wesman	1	Brand New	India
60	Digital testing machine, 100 ton capacity	2	Brand New	China
61	ACB. Italy	2	Brand New	Italy
62	Plane Sheet for CCM Plant		Brand New	Bangladesh
63	Air Filtering & Purifying machine, India	1	Brand New	India
64	Hydraulic Pullar	1	Brand New	Bangladesh
Plant and Machinery year- : 2015-2016				
65	Rolls for Rolling Mills	1	Brand New	China
66	Converters,Pneumatic	1	Brand New	Italy
67	Gear Box	1	Brand New	India
68	Rolls for Rolling mills	1	Brand New	India
69	Horizontal Pump	1	Brand New	Italy
70	AC Motors,Multy Phase,of an output-75kw,Motor Foot Mounted	1	Brand New	India
71	Safety System for Mixer	1	Brand New	India
Plant and Machinery year- : 2016-2017				
72	Safety System for Mixer	1	Brand New	India
73	Parts Of Metal Reroling Mill	1	Brand New	India
74	Parts Of Metal Reroling Mill	1	Brand New	India
75	8 Ton Furnace Modification	1	Brand New	India
76	Modification of rolling mills	1	Brand New	India
77	Modification of Steel mills	1	Brand New	India
78	Rolls for Rolling Mills	1	Brand New	India
79	Rolls for Rolling Mills, SGI & SG ACC Quality of Rolls	1	Brand New	India
80	Shaper Machine, Size-36"	1	Brand New	Bangladesh
81	Bushber Trucking System with Audio Visual Panel	1	Brand New	India
82	Rotary Share 450crs Swiveing Type	1	Brand New	India
83	Pump Type T6/80 U4/7.5 LB2 with Motor	1	Brand New	Italy

Fire Fighting Equipment:

List of fire fighting equipment are as follows:

Sl. No.	Details	Quantity
01	Fire Extinguisher	60

Besides these assets we have also found other assets like Electric equipments, electric & gas installation, crane, forklift, transformer, gas generator, Furniture & Fixtures, office equipments, motor vehicles and others.

It is mentionable here that during our visit, we have checked inventory register and roster (Workers' duty register) and found satisfactory and all machineries are in good condition and running well.

Signboard:

The signboard of the Company is well displayed at the factory premises.

Sd/-

MD. Uzzal Hossain

Managing Director & CEO (CC)

Citizen Securities & Investment Limited

Dated: July 15, 2018

(xiv) If the issuer is entitled to any intellectual property right or intangible asset, full description of the property, whether the same are legally held by the issuer and whether all formalities in this regard have been complied with;

Name of Intangible Asset	Description	Nature of Ownership	Compliance Status	Country of origin
PLC (CCM)	CCM plant operation	Fully owned by SSSTEEL	Complied	Italy
PLC (RM)	Rolling plant operation	Fully owned by SSSTEEL	Complied	India
PLC (SM)	Steel plant operation	Fully owned by SSSTEEL	Complied	India
Intuit QuickBooks	Accounting database Software	Fully owned by SSSTEEL	Complied	USA
TSG-Tap	Payroll system management	Fully owned by SSSTEEL	Complied	China

(xv) Full description of other properties of the issuer.

Particulars	Written Down Value as at June 30, 2017 (Amount in BDT)
Electric Equipments	12,309,963
Electric & Gas Installation	13,493,167
Crane & Forklift	32,731,644
Transformer	1,044,117
Gas Generator	483,318,529
Furniture & Fixtures	602,172
Office Equipment	1,647,673
Motor Vehicle	64,037,535
Computer Software	36,634,282
Total Fixed Assets	645,819,082

Details of the Electric Equipments:

Sl. No.	Details	Quantity	W.D.V as on 30.06.2017
1	Tube light shade	125	29,063
2	Ceiling Fan	55	35,613
3	Air Condition, General 3 Ton	4	181,693
4	Stand Fan	25	43,750
5	150 HP Motor	1	33,817
6	Blower machine	3	4,725
7	Hydraulic pump	1	57,750
8	Main Host Motor	1	148,500
9	Cable for internal line	2500 ft	107,733
10	Cable for internal line	3000 ft	184,250
11	Copper cable	1500 ft	215,333
12	Spilt A/C 3 Ton, General	3	109,567
13	Slip Ring Motor	3	155,167
14	LT Slipping Motor 7.5 KW	4	308,000
15	Saifan Coil Volt	4	50,050
16	Taster Break Motor Passer 4 Volt, MS Chain, Hydrolic Cable	54 RFT	86,433
17	CC TV	8	17,117
18	Furnesh User Capacitor	8	241,608
19	Manual Chain Block	2	15,425
20	CPU Monitor	1	19,304
21	Laser Printer	1	5,808
22	Link Switch	1	8,849
23	Printer	1	8,093
24	Printer	1	7,470
25	Air Compressor water cooling motor 60 HP	1	706,300
26	Split A/C, Mitsubishi	1	43,400
27	Hydraulic Jack	1	26,250
28	Suction Centifugal pump with motor	3	322,000
29	Charge Air Cooler, Helix	1	1,225,000
30	Air Compressor, 25 Kgs, H. Tanabe Co. Japan	1	792,000
31	Air Tanks, 1100 Liter	1	69,667
32	Milnars Centrifugal pump, Model ETA 125-40, BR (Bareshaft)	1	45,320
33	Thurstor Break Motor, Capacity 34 Kgs, Brand New	2	74,167
34	DC Motor, Encoder, Cobler Co, Japan	2	83,067
35	MS Shef, 120mm-230mm	1	18,913
36	LT Motor, 5.5 KW, 960 RPM, Toshiba, Japan	4	400,500
37	3x10,2x16,3x4 flexiable cable	1	84,921
38	SMS Server (4 Channel)	5	288,212
39	SMS Server (4 Channel)	2	127,500
40	Sensor	5	16,875
41	ACB, 4000A, 100KA, TP	1	296,050
42	Power Cable NYY 1x240 rm	1	181,090
43	Power Cable NYY 1x240 rm	1	334,280
44	Haier 1 Ton AC outdoor	1	17,600
45	General Brand Spilt Wall Type AC 2.0 Ton, ASG24	1	70,400
46	Walton Mobile, GM	1	26,480
47	AC Induction Motor 150HP, 440V, Japan	1	138,017
48	Buluar Drum Fan, 40", 1500RPM	1	64,517
49	Buluar Drum Fan, 26", 1500RPM	1	40,833
50	Flexible cable, NYY	1	39,690
51	"MILNARS" Brand High Pressure Multistage Centrifugal pump, Model-MOVi40/4	1	156,750

52	"MILNARS" Brand Centrifugal pump Model-ETA 65-20"AR"C & ETA 80-20"AR"C	2	77,917
53	General Brand Split Wall Type AC 1Ton,Model-ASGA12MBTA-A	1	45,833
54	General Brand Split Wall Type AC,3Ton,Model:ABG24ABA	2	104,867
55	LG Brand Split ceiling Type AC, 1Ton & 2Ton,Model:P12NUC & P24NUC	2	114,833
56	General Brand Split Wall Type AC 2Ton, Model:ASGA24FMT	1	79,500
57	General Brand Split ceiling Type AC,Model:ABG36A, TUBE-6300*18 Feet,(185000*1 unit)	1	168,982
58	"MILNARS YANSHAN" Brand Submersible Motor Pump, Model:150 QJ 50-120/9+30KW	1	503,500
59	AC 2 Ton,Model:ABGA24A	1	79,500
60	Motor Parts	5	357,558
61	Drum Bluer-24",Motor-5KW,2900RPM,50HZ, Casle Punching (Hydrolic),Thruster Break Motor-34Kgs	2	144,004
62	General Brand Split Wall Type AC 2Ton, Model:ASGA24FMT	1	80,250
63	General Brand Split Wall Type AC 1.5Ton, Model:A0GR18AEt	2	142,667
64	General Brand Split Wall Type AC 2Ton, Model:ASGA24FMT	1	80,250
65	Induction Motor - 5.5 HP	1	45,417
66	Induction Motor - 10 HP	2	66,763
67	General Brand Split Wall Type AC 1Ton & 2Ton Model:ASGA24FMT & ASGA12MT	2	190,750
68	Flexible Cable, RM	3000 ft	130,915
69	M/ Contactor SC-N7 , 150-200A, 220V & SC-N4, 80-135A,220V	2	133,505
70	Electric Instruments (Cable, Socket)	300	19,066
71	"MILNARS YANSHAN" Brand Submersible Motor Pump, Model:150 QJ 50-120/9+30KW	1	55,000
72	Air Cooler	2	595,833
73	General Brand Split Wall Type AC 2Ton, Model:ASGA24FMT	1	84,000
74	General Brand Split Wall Type AC 1.5Ton & 2Ton Model:ASGA18FMT	2	162,400
75	UPS Micro , UVS-2000	1	51,333
76	Camera , Power Adapter, 12 DC , AMP	6	21,188
77	Induction Motor -5.5 Kw	1	96,521
78	Printer Canon LBP -6030	1	6,686
79	UPS Micro , UVS-1000	2	14,125
80	Printer Canon LBP -8030	1	6,650
81	CPU	5	22,325
82	Hydrolic Power Unit Pump	1	129,375
83	Scale Weighted Software (40 Ton Capacity)	1	143,750
84	Laptop Asus X 556UQ-7th Gen Core i5-7200U-2.50 GHz/RAM-8GB/HDD-1TB/15.6" LED/ DVD-RW	1	48,750
85	Computer Set with mouse, keyboard, Monitor	2	53,138
86	AC-1 Ton Model- ASG12 BMTA-A	3	172,550
87	AC-1.5 Ton Model-ASG58 MTA-A	3	229,075
88	AC- 2 Ton Model-ASG24 MFTA-A	1	86,275
	Total	337	12,309,963

Details of the Electric & Gas Installation:

Sl. No.	Details	Quantity	W.D.V as on 30.06.2017
1	Electric line	15,000 ft	2,210,528
2	Gas line	25,000 ft	3,603,448
3	Power cable NYY Pvc XLP 1x300mm	30,000 ft	803,374
4	Power cable, 4 Crore NYY, Armart 120 RM	2,000 ft	540,817
5	Gas line	5,000 ft	4,525,000
6	Gas line	2,000 ft	1,810,000
	Total	79,000 ft	13,493,167

Details of the Crane & Forklift:

Sl. No.	Details	Quantity	W.D.V as on 30.06.2017
1	5 Ton Single Beam Overhead Crane, DG, China	1	7,885,042
2	Wireless crane scale with printout, OCS-10T-XS, China	1	92,541
3	Crane Magnet, 10Ton Capacity	2	2,061,078
4	Excavator	1	3,272,541
5	Mobile Crane	1	8,498,310
6	Passenger Lift	1	2,170,152
7	Passenger Lift	1	2,336,461
8	Trilobite Plate	1	190,000
9	Hydraulic vane Pump, Model: PVR 150-F-F-60RAA-3480, Pressure: 175 kgs/cm2, Displacement:47 cm3	1	115,542
10	10/5 Ton Double Girder EOT Crane Erection	1	743,400
11	Double Grider EOT Crane 10/5 Ton & LT Rail	2	5,366,578
	Total	13	32,731,644

Details of the Transformer:

Sl. No.	Details	Quantity	W.D.V as on 30.06.2017
1	Energypac Transformer	1	1,044,117
	Total	1	1,044,117

Details of the Gas Generator:

Sl. No.	Details	Quantity	W.D.V as on 30.06.2017
1	Diesel generator set	1	182,400
2	Transformer 1250 KVA, Energypac	1	134,956
3	Step Down 2500 KVA	1	658,237
4	Generator set	2	14,714,118
5	Step Down 530 KVA	1	160,539
6	Cable & Line installation	1 Set	2,094,948
7	Step Up 3500 KVA	1	2,486,388
8	Generator set	3	73,560,493
9	Step Up 2000 KVA	1	2,646,969
10	Step Up 2000 KVA	1	2,646,969
11	Step Down 2000 KVA	1	1,394,145
12	Step Down 2250 KVA	1	1,789,088
13	Generator set, MWM, Kaltimax for USD 156,521	1	9,015,610
14	Turbo Chargers	1	536,906
15	Sensor Cable, input card, power supply	10,000 sft	715,985

16	Hexagon nuts, adjusting screw	200,000	331,667
17	Ignition System	4	618,333
18	Shafta	2	123,083
19	Magnetic Conductor	1,000	215,238
20	Blower Fan Motors	1	142,375
21	Generator parts, Kaltimax Energy, for USD 11,000	1 Set	1,227,360
22	Generator overhauling parts, Kaltimax Energy, Singapore, Euro 141,000	1 Set	14,995,834
23	HZTL Turbo Charger, HZTL430200M0001	1	3,871,667
24	Generator parts, Kaltimax Energy	1 Set	1,451,875
25	Generator parts, Kaltimax Energy	1 Set	580,560
26	Generator parts, Kaltimax Energy	1 Set	894,176
27	Generator parts, Kaltimax Energy	1 Set	600,833
28	Cooling Fan Blade	1	332,000
29	Piston	1	231,072
30	Magnetic Conductor	1	90,013
31	Magnetic Conductor	1	167,782
32	Turbo Chargers	1	3,351,684
33	RR16 Gas Pressure Regulator, ITRON	1	546,000
34	VME power supply, Kaltimex	1	495,600
35	CPU for generator, Singapore	1	1,624,500
36	Parts for Generator	1	4,571,693
37	Piston Ring O Seal	1	447,115
38	Parts for Generator	1	164,350
39	Parts for Generator	1	285,929
40	AVR	1	813,351
41	Parts for Generator	1	407,508
42	Parts for Generator	1	4,146,800
43	Parts for Generator	1	350,000
44	Repair Kit	1	941,600
45	Parts for Generator	1	3,008,093
46	Ignition System	1	712,000
47	Parts for Generator	1 Set	1,446,447
48	Parts for Generator	1 Set	398,813
49	Repair Kit	1 Set	455,000
50	Repair Kit	1 Set	54,900
51	Ignition System	1 Set	892,818
52	Ignition System	1 Set	651,360
53	Analog Input Card	1 Set	488,715
54	Parts for Generator	1 Set	10,565,266
55	Parts for Generator	1 Set	5,334,868
56	Generator Overhauling	1 Set	1,260,600
57	Turbo Chargers	1 Set	4,800,000
58	Generator Overhauling	1 Set	10,694,585
59	Motors and Generators of an output>750W<=75 nes Motor 450kw	1 Set	909,297
60	New Adjustment	1 Set	284,888,020
	Total		483,318,529

Details of the Furniture & Fixtures:

Sl. No.	Details	Quantity	W.D.V as on 30.06.2017
1	Executive Table	25	11,569
2	Executive Chair	25	19,479
3	Visitor Chair	30	42,000
4	Revolving Chair	10	40,250

5	Conference Table	2	31,500
6	Chair	12	40,500
7	File Cabinet	15	50,625
8	Rack	25	68,654
9	Work Station	10	68,819
10	Steel Almira	10	68,750
11	Cabinet	2	24,310
12	Table	2	5,915
13	Executive Chair	2	48,727
14	Low Bach Chair	1	12,199
15	Chair	10	68,875
	Total	181	602,172

Details of the Office Equipment:

Sl. No.	Details	Quantity	W.D.V as on 30.06.2017
1	Oil Pump	1	306,148
2	Hydraulic Cylinder	10	86,400
3	Fire Fighting Equipments	45	144,000
4	Hose Pipe	3565 sft	283,598
5	Dual Fuel Burner	6	193,728
6	UPS	1	34,560
7	Digital Indicator	2	52,800
8	Telephone Set	1	2,352
9	Temp Measurement System	1	110,848
10	Welding Machine	1	51,425
11	Wire Drum	1	58,500
12	Acid Pump	1	49,075
13	Compressor, 15 Kgs	2	99,011
14	Laptop, Lenovo	1	18,563
15	CC Camera	10	58,667
16	Photo Copy Machine	1	98,000
	Total		1,647,673

Details of the Motor Vehicle:

Sl. No.	Details	Quantity	W.D.V as on 30.06.2017
1	Car No-Dhaka Metro-13-7695	1	111,546
2	Micro Bus No-Dhaka Metro-13-7516	1	113,938
3	Pick Up, Dhaka Metro-11-7588	1	105,719
4	Tailor No-63-0036, 10 Ton	1	537,079
5	Truck No-14-1595, 5 Ton	1	878,313
6	Truck No-11-1247, 5 Ton	1	767,746
7	Truck No-14-1594, 5 Ton	1	1,306,108
8	DM-HA-43-6101	1	59,730
9	DM-HA-43-6071	1	57,694
10	DM-HA-43-6069	1	59,956
11	Car No-Dhaka Metro-16-5376	1	892,450
12	Truck No-14-1583, 5 Ton	1	1,896,889
13	Pick up Jac-14-4195	1	1,050,573
14	Truck No-14-1743, 5 Ton	1	1,958,753
15	Truck No-14-0390, 5 Ton	1	1,996,403
16	Motor Cycles	1	89,142
17	Truck No-DM-U-14-1908, 15 Ton, LPT 1615/48, Cummins 6 BTAA,	1	2,048,332

	5833CC		
18	Truck No-DM-U-14-1909, 15 Ton, LPT 1615/48, Cummins 6 BTAA, 5833CC	1	2,048,332
19	Truck No-DM-U-14-1910, 15 Ton, LPT 1615/48, Cummins 6 BTAA, 5833CC	1	2,048,331
20	Toyota NOAH Micro, Reg Dhaka Metro-Cha-15-7123	1	1,980,658
21	Truck No-DM-TA-18-7461, 15 Ton, LPk 909, TATA Tipper	1	2,024,877
22	Truck No-DM-U-14-2140, 15 Ton, LPT 1615/48, Cummins 6 BTAA, 5833CC	1	2,370,317
23	Truck No-DM-U-14-2141, 15 Ton, LPT 1615/48, Cummins 6 BTAA, 5833CC	1	2,370,317
24	Truck No-DM-U-12-0076, TATA 3Ton LPT1615/48	1	2,448,996
25	Truck No-DM U-12-0077, TATA 3Ton, LPT1615/48	1	2,448,996
26	Truck No-DM U-13-0083, TATA 3Ton, LPT909/38	1	1,986,777
27	Nissan X Trail Hard Jeep 2000 CC, 2014 Model, DM-GHA-17-0517	1	4,194,225
28	Nissan X Trail Hard Jeep 2000 CC, 2014 Model, DM-GHA-17-0579	1	4,194,225
29	Nissan X Trail Hard Jeep 2000 CC, DM-GHA-17-0580	1	2,876,627
30	Toyota Pickup,2010 Model,1.5 Ton,DM-THA-13-3669	1	1,860,091
31	Motor Cycles, Yamaha M Fazer-153CC,Colour-Black	1	251,125
32	Tipper Drum Truck,LPK 1516/38	1	3,669,654
33	Toyota Axio X, Model-2011	1	1,640,833
34	Toyata Axio X , Model-2012	1	1,650,000
35	New Adjustment	1	10,042,784
	Total	35	64,037,535

Details of the Computer Software:

Sl. No.	Details	Quantity	W.D.V as on 30.06.2017
1	Quick book software	1	12,579
2	Production Quality Software	1	32,500
3	Dell Dextop Computer	1	33,652
4	Laptop	1	38,165
5	Toshiba Computer	1	10,357
6	Desktop Computer, Intel, Hitachi	1	10,067
7	Tally ERP9, Rel-1.1	1	19,167
8	Computer Set	2	39,120
9	Scale Software CCTV IP, Camera,SMS & Partial Weight Facility	1	137,500
10	Computer Set & Laptop	3	179,625
11	Canon DADF Abl For Ir 2520/2525/2530, Part no.2840B004AA	1	37,000
12	Printer Canon,Scanner Canon Lide,DVD,Switch TP-Link, 5 & 8 Port	1	25,977
13	Computer Set	3	68,219
14	Hp Toner, Samsung	5	25,283
15	Laptop Asus X 556UQ	1	48,563
16	Computer Set	1	30,677
17	Production Quality Software	1	35,885,833
	Total	26	36,634,282



(f) Plan of Operation and Discussion of Financial Condition:

(i) If the issuer has not started its commercial operation, the company's plan of operations for the period which would be required to start commercial operation which shall, among others, include:

This is not applicable for this Issue

(ii) If the issuer had been in operation, the issuer's revenue and results from operation, financial position and changes in financial position and cash flows for the last five years or from commercial operation, which is shorter, shall be furnished in tabular form which shall, among others, include the following information:

The Company's Revenues and Results from Operations, Statement of Financial position, Statement of changes in Financial Position and Cash Flows for the last five years is mentioned below:

Revenue and Results from Operations:

Particulars	June 30, 2017	June 30, 2016	September 30, 2015	September 30, 2014	September 30, 2013
(A) Revenue	3,003,309,524	1,818,864,918	2,143,818,211	2,104,662,407	2,104,588,735
(B) Cost of Goods Sold	2,322,695,709	1,417,548,023	1,691,743,700	1,732,652,706	1,750,387,967
(C) Gross Profit (A-B)	680,613,815	401,316,894	452,074,511	372,009,701	354,200,768
(D) Operating Expenses	126,795,163	50,998,189	45,606,800	42,855,037	37,279,480
(E) Selling and distribution expenses	73,834,265	53,230,995	40,424,548	43,210,716	40,098,518
(F) Trading profit (C-D-E)	479,984,387	297,087,710	366,043,163	285,943,948	276,822,770
(G) Financial Expenses	153,794,703	137,630,642	201,093,903	250,185,644	246,881,937
(H) Profit before other income (F-G)	326,189,684	159,457,068	164,949,260	35,758,304	29,940,833
(I) Other Income	4,901,664	3,426,909	1,427,501	546,410	259,042
(J) Loss on sale of property, plant & equipment	-	-	133,991	-	-
(K) Loss on sale of Investment in shares	-	-	88,520	-	-
(L) Profit before WPPF and provision for income tax (H+I-J-K)	331,091,349	162,883,977	166,154,250	36,304,714	30,199,874
(M) Contribution to WPPF and welfare fund	15,766,255	7,783,794	7,920,271	2,142,953	-
(N) Provision for loss on investment in shares	-	-	-	121,754	1,292,722
(O) Profit before income tax (L-M-N)	315,325,094	155,100,182	158,233,979	34,040,007	28,907,152
(P) Provision for income tax	50,306,486	59,620,085	146,650,188	6,364,945	6,357,073
(Q) Profit after income tax (O-P)	265,018,608	95,480,097	11,583,791	27,675,062	22,550,079



Statement of Financial Position:

Particulars	June 30, 2017	June 30, 2016	September 30, 2015	September 30, 2014	September 30, 2013
ASSETS					
A: Non-Current Assets	2,800,301,938	2,438,552,076	1,309,040,994	1,237,828,478	1,090,908,223
Property, Plant & Equipment	2,526,051,938	2,171,802,076	1,309,040,994	1,126,785,014	1,037,843,369
Investment Property	274,250,000	266,750,000	-	1,392,910	2,807,386
Capital Work-in Progress	-	-	-	109,650,554	50,257,468
B: Current Assets	3,295,768,115	2,583,453,025	1,676,344,433	1,382,453,410	1,315,994,481
Inventories	1,322,158,531	1,327,004,447	1,002,745,810	906,168,301	939,010,089
Accounts Receivable	1,058,198,012	801,075,542	575,823,571	376,185,727	296,404,816
Advances, Deposits & Pre-payments	783,187,463	387,207,392	82,194,237	75,929,473	57,907,832
Cash & Cash Equivalent	132,224,109	68,165,644	15,580,815	24,169,909	22,671,743
Total Assets [A+B]	6,096,070,054	5,022,005,100	2,985,385,427	2,620,281,888	2,406,902,703
EQUITY & LIABILITY					
C: Shareholders' Equity	3,414,579,925	3,149,561,318	610,368,125	671,012,421	643,337,358
Share Capital	2,200,000,000	2,200,000,000	99,500,000	99,500,000	67,000,000
Retained Earnings	468,613,452	192,281,927	92,458,258	74,713,373	72,983,954
Revaluation Surplus	736,849,102	748,162,020	409,292,496	487,681,677	494,236,033
Tax Holiday Reserve	9,117,371	9,117,371	9,117,371	9,117,371	9,117,371
D: Non-Current Liabilities	693,089,905	760,646,052	1,010,725,109	248,693,978	46,909,286
Long Term Loan	397,417,501	486,630,484	128,263,286	248,693,978	46,909,286
Deferred Tax Liabilities	295,672,404	274,015,569	197,286,823	-	-
Share Money Deposit	-	-	685,175,000	-	-
E: Current Liabilities	1,988,400,223	1,111,797,730	1,364,292,193	1,700,575,489	1,716,656,060
Trade & Other Payable	321,044,699	145,685,022	193,231,459	172,117,370	222,517,312
Accrued Expense	99,775,105	72,005,168	64,691,619	35,884,605	70,132,413
Long Term Loan-Current Portion	94,862,342	31,049,766	82,048,248	171,595,525	61,427,796
Short Term loan	1,338,011,053	767,149,172	978,979,384	1,305,319,665	1,355,428,113
Provision for Workers' Profit Participation Fund	35,754,970	18,594,154	10,234,660	2,142,953	-
Provision for Tax Liabilities	98,952,054	77,314,448	35,106,823	13,515,371	7,150,427
Total Equity and Liabilities [C+D+E]	6,096,070,054	5,022,005,100	2,985,385,427	2,620,281,888	2,406,902,703



Statement of Changes in Financial Position:

Particulars	Share Capital	Share Money Deposit	Revaluation Reserve	Tax Holiday Reserve	Retained Earnings	Total Equity
Balance at the beginning on October 01, 2012	20,000,000	34,000,000	501,208,752	9,117,371	43,461,156	607,787,279
Share money deposit realized	-	13,000,000	-	-	-	13,000,000
Net Profit (after tax) transferred from statement of comprehensive income	-	-	-	-	22,550,079	22,550,079
Excess depreciation transfer to retained earnings	-	-	(6,972,719)	-	6,972,719	-
Issuance of ordinary shares during the year	47,000,000	(47,000,000)	-	-	-	-
Balance at the end on September 30, 2013	67,000,000	-	494,236,033	9,117,371	72,983,954	643,337,358
Balance as on October 01, 2013	67,000,000	-	494,236,033	9,117,371	72,983,954	643,337,358
Issuance of bonus shares during the year	32,500,000	-	-	-	(32,500,000)	-
Net Profit for the year	-	-	-	-	27,675,062	27,675,062
Excess depreciation on revalued assets transferred to retained earnings	-	-	(6,554,356)	-	6,554,356	-
Balance as at September 30, 2014	99,500,000	-	487,681,677	9,117,371	74,713,373	671,012,421
Balance as on October 01, 2014	99,500,000	-	487,681,677	9,117,371	74,713,373	671,012,421
Net Profit for the year	-	-	-	-	11,583,791	11,583,791
Other comprehensive income	-	-	-	-	-	-
Deferred tax on revaluation surplus	-	-	(72,228,087)	-	-	(72,228,087)
Depreciation on revalued assets transferred to retained earnings	-	-	(6,161,094)	-	6,161,094	-
Balance as at September 30, 2015	99,500,000	-	409,292,496	9,117,371	92,458,258	610,368,125
Balance at the beginning on October 01, 2015	99,500,000	-	409,292,496	9,117,371	92,458,258	610,368,125
Net Profit (after tax) transferred from statement of comprehensive income	-	-	-	-	95,480,097	95,480,097
Addition in revaluation surplus	-	-	403,780,113	-	-	-
Issuance of ordinary shares during the year	2,100,500,000	-	-	-	-	2,100,500,000
Excess depreciation transfer to retained earnings	-	-	(4,343,571)	-	4,343,571	-
Balance as at end on June 30, 2016	2,200,000,000	-	748,162,020	9,117,371	192,281,927	3,149,561,318
Balance at the beginning on October 01, 2016	2,200,000,000	-	748,162,020	9,117,371	192,281,927	3,149,561,318
Net Profit (after tax) transferred from statement of comprehensive income	-	-	-	-	265,018,608	265,018,608
Excess depreciation transfer to retained earnings	-	-	(11,312,918)	-	11,312,918	-
Balance as at June 30, 2017	2,200,000,000	-	736,849,102	9,117,371	468,613,452	3,414,579,925



Statement of Cash Flows:

Particulars	June 30, 2017	June 30, 2016	September 30, 2015	September 30, 2014	September 30, 2013
Cash Flows from Operating Activities					
Cash received from Customers	2,772,523,790	1,617,424,857	1,958,038,577	2,049,523,247	2,134,316,626
Cash received from other Sources	4,901,664	3,426,909	1,427,501	546,410	259,042
Cash Payment to Employees	(145,855,700)	(81,198,881)	-	-	-
Cash paid to Suppliers & Others	(1,949,212,405)	(1,694,780,752)	(1,789,325,888)	(1,843,552,012)	(1,675,509,383)
Cash paid for Operating Expense	(523,758,744)	(386,697,104)	-	-	(100,807,126)
Income Tax payment as advance	(43,897,446)	(12,350,711)	(15,926,494)	(4,586,800)	(9,641,762)
VAT Payment	-	-	(13,858,210)	(16,439,544)	(14,435,644)
Interest on short term loan paid	-	-	(115,911,515)	-	-
Cash Payment for Financial Expenses	-	-	-	-	(246,881,937)
Net Cash inflow/(outflow) from Operating Activities (A)	114,701,160	(554,175,682)	24,443,971	144,207,634	87,299,816
Cash Flows from Investing Activities					
Acquisition of Property Plant & Equipment	(436,204,027)	(64,527,584)	(104,068,253)	(136,258,378)	(32,113,673)
Capital work in progress	-	(435,770,467)	-	(59,393,086)	(50,257,468)
Acquisition of Investment in Properties	(7,500,000)	(266,750,000)	-	-	-
Sale proceeds of Property Plant & Equipment	-	-	5,885,000	-	-
Sale proceeds of Investment in Shares	-	-	1,304,390	-	-
Net Cash inflow/(outflow) from investing Activities (B)	(443,704,027)	(767,048,051)	(96,878,863)	(195,651,464)	(82,371,141)
Cash Flows from Financing Activities					
Receipt/(payment) for term loan (current)	-	-	(89,547,277)	110,167,729	-
Increase/(Decrease) of Long Term Loan	(25,400,408)	307,368,716	(120,430,692)	201,784,692	(36,761,155)
Increase/(Decrease) of Short Term Loan	570,861,881	(211,830,212)	(346,646,891)	(50,108,448)	(19,019,246)
Cash Payment for Financial Expenses	(152,400,141)	(137,054,943)	(64,704,342)	(208,901,977)	-
Share Money received	-	1,415,325,000	685,175,000	-	13,000,000
Net Cash inflow/(outflow) from Financing Activities (C)	393,061,332	1,373,808,561	63,845,798	52,941,996	(42,780,401)
Net Increase/(Decrease) in Cash & Cash Equivalents (A+B+C)	64,058,465	52,584,828	(8,589,094)	1,498,166	(37,851,726)
Cash & Cash Equivalents at the Beginning of the year	68,165,644	15,580,815	24,169,909	22,671,743	60,523,469
Cash & Cash Equivalents at the End of the year	132,224,109	68,165,644	15,580,815	24,169,909	22,671,743

a) Internal and external sources of cash:

The internal sources of cash of the company are the share capital, Share Money Deposit and Retained Earnings. The external sources of cash are bank loans.

(As Per Audited Financial Statements)

Particulars	June 30, 2017	June 30, 2016	September 30, 2015	September 30, 2014	September 30, 2013
Internal sources of Cash:					
Share Capital	2,200,000,000	2,200,000,000	99,500,000	99,500,000	67,000,000
Share Money Deposit	-	-	-	685,175,000	-
Retained Earnings	468,613,452	192,281,927	92,458,258	74,713,373	72,983,954
Sub Total	2,668,613,452	2,392,281,927	191,958,258	174,213,373	139,983,954
External Sources of Cash:					
Long Term Loan	397,417,501	486,630,484	128,263,286	248,693,978	46,909,286
Long Term Loan-Current Portion	94,862,342	31,049,766	82,048,248	171,595,525	61,427,796
Short Term Loan	1,338,011,053	767,149,172	978,979,384	1,305,319,665	1,355,428,113
Sub Total	1,830,290,896	1,284,829,422	1,189,290,918	1,725,609,168	1,463,765,195
Grand Total	4,498,904,348	3,677,111,349	1,381,249,176	1,899,822,541	1,603,749,149

b) Any material commitments for capital expenditure and expected sources of funds for such expenditure;

The Company has no material commitment for capital expenditure other than as specified in “**Utilization of IPO Proceeds**” under the head Use of Proceeds & Implementation Schedule of this Prospectus.

c) Causes for any material changes from period to period in revenues, cost of goods sold, other operating expenses and net income;

The Company’s net profit after tax and other business performance indicators show increasing trend due to the management dedication and suitable strategic action to face competition in the industry. Successive strong financial performance is the result of unwavering commitment of the promoters, management efficiency, employees’ sincerity, use of appropriate technology, among others.

The following table shows the year-to-year financial performance of the Company and which is increasing due to the company’s long terms vision in this sector, experienced top tier management, favorable economic and government rules and regulations, the commendable repayment culture is contributing for growth of the company.

(As per Audited Financial Statements)

Particulars	June 30, 2017	June 30, 2016	September 30, 2015	September 30, 2014	September 30, 2013
Turnover	3,003,309,524	1,818,864,918	2,143,818,211	2,104,662,407	2,104,588,735
Cost of Goods Sold	2,322,695,709	1,417,548,023	1,691,743,700	1,732,652,706	1,750,387,967
Operating Expenses	200,629,428	104,229,184	86,031,348	84,065,753	77,377,998
Net Profit/(Loss) after tax	265,018,608	95,480,097	11,583,791	27,675,062	22,550,079

Causes for any changes from period to period-in revenues, cost of goods sold, other operating expenses and net income are as under:

Year	Revenues	Cost of goods sold	Other operating expenses	Net income
June 30, 2017	Sales of the company increased from June 30, 2017 to June 30, 2016.	Costs of goods sold changed due to increase in sales revenue.	The company's administrative expenses mainly increased due to increase in salary and allowances.	Net profit mainly increased due to increase in sales.
June 30, 2016	Sales of the company decreased from June 30, 2016 to September 30, 2015.	Costs of goods sold changed due to decreased in sales revenue.	The company's administrative expenses mainly increased due to increase in salary and allowances.	Net profit mainly decreased due to decrease in sales
September 30, 2015	Sales of the company decreased by 12% from September 30, 2015 to September 30, 2014.	Costs of goods sold changed due to decreased in sales revenue.	The company's administrative expenses mainly increased due to increase in salary and allowances.	Net profit mainly decreased due to decrease in sales
September 30, 2014	Sales of the company increased from September 30, 2014 to September 30, 2013.	Costs of goods sold changed due to increase in sales revenue.	The company's administrative expenses mainly increased due to increase in salary and allowances.	Net profit mainly increased due to increase in sales.
September 30, 2013	Sales of the company increased from September 30, 2012 to September 30, 2012 due to installation of some machinery in the production line to cope up with the demand.	Costs of goods sold changed due to increase in sales revenue.	The company's administrative expenses mainly increased due to increase in salary and allowances.	Net profit mainly increased due to increase in sales.

d) Any seasonal aspects of the issuer's business;

There is no direct seasonal implication in the products of the company. However, during the rainy season the business of the company slightly hampered due to low level of construction.

e) Any known trends, events or uncertainties that may have material effect on the issuer's future business;

Increased price of raw materials in international market, scarcity of funds (liquidity crisis), economic recession, and entrance of new technology, changes in government monetary & industrial policy, increasing competition, power supply disruption and political unrest are known events that may affect the productivity as well as growth of the company.

f) Any assets of the company used to pay off any liabilities;

None of the assets of the company has been used to pay off any liabilities of the company.

g) Any loan taken from or given to any related party or connected person of the issuer with details of the same;

The Company has not taken any loan from or given to any related party or connected person of the issuer.

h) Any future contractual liabilities the issuer may enter into within next one year, and the impact, if any, on the financial fundamentals of the issuer;

The company neither has any future contractual liabilities nor has any plan to enter into any contractual liabilities other than normal course of business within next one year that would impact the financial fundamentals of the company.

i) The estimated amount, where applicable, of future capital expenditure;

The Company has not any plan to make any capital expenditure except for those mentioned in the 'Use of Proceeds' Chapter in this prospectus.

j) Any VAT, income tax, customs duty or other tax liability which is yet to be paid, including any contingent liabilities stating why the same was not paid prior to the issuance of the prospectus. Updated income tax status for the last 5 years or from commercial operation, which is shorter;

Value Added Tax (VAT): The Company has VAT registration number 18041005458 area number 180104. It pays VAT in time and submitted return accordingly and therefore the Company has not any outstanding VAT as on June 30, 2017. Year wise VAT return status of the Company is as under:

Year	Amount (BDT)
2016-2017	26,336,736
2015-2016	23,811,910
2014-2015	13,858,210
2013-2014	16,439,544
2012-2013	14,435,644

Income Tax: The E-TIN (Tax Payers Identification Number) of S. S. Steel Limited is 350149606594, Taxes Circle-025(Company), Tax Zone-02, Dhaka. Year wise income tax status of the Company is as under:

Accounting Year	Assessment Year	Assessment Status
2016-2017	2017-2018	The company submitted the tax return showing loss Tk. 13,490,365.00 and paid income tax Tk.36,885,402.00 on dated 10.06.2018.
2015-2016	2016-2017	The company submitted the tax return showing income Tk. 56,650,384 and paid income tax Tk.11,099,978.00 on dated 19.11.2017.
2014-2015	2015-2016	The company submitted the tax return showing income Tk.61,689,863 and paid income tax Tk.21,591,452. As per DCT demand note outstanding payable tax Tk. 740,339. Then the Company Appeal against DCT. Assessment completed under Appealed Tribunal by Alternative Dispute Resolution.
2013-2014	2014-2015	The company submitted the tax return showing loss Tk.1,117,387 and paid income tax Tk.7,086,989. As per DCT demand note total payable tax Tk. 7,306,288 tax paid Tk. 4,935,175 outstanding tax Tk. 2,371,113 and interest impose on outstanding amount Tk. 359,054. Than the Company Appeal against DCT. Assessment completed under Appealed Tribunal by Alternative Dispute Resolution arrear payment by Tk. 273,019 and Tk. 500,000.00
2012-2013	2013-2014	The company submitted the tax return showing income Tk. 21,522,921.00 and paid income tax Tk. 10,569,120.00. Assessment completed under universal self-assessment under section 82BB. As per Deputy Commissioner of Taxes, Taxes Circle-25 (Companies) Tax Zone – 2, Dhaka

Customs Duty: There is no customs duty liability of the Company as on June 30, 2017

Contingent Liability: There exists no situation involving SSSTEEL for which any liability for the company is most likely to occur or which may create any possibility of company's liability in the near future.

k) Any financial commitment, including lease commitment, the company had entered into during the past five years or from commercial operation, which is shorter, giving details as to how the liquidation was or is to be effected;

Financial (Long and Short term) during last five years:

a) Financial commitment (Long Term):

Name of Institution	Type of Loan	Amount of Loan	Interest Rate	Sanction Date	Amount of Installment	Outstanding Balance as on June 30, 2017
Bank Asia Ltd.	Long term	490,000,000	10.50%	25-05-2016	126,452,460	411,257,363
IDLC Finance Limited.	Lease	1,700,000	14.50%	12-04-2015	10,39,974	13,59,488
IDLC Finance Limited.	Lease	2,000,000	12.75%	06-12-2015	8,469,73	1,527,799
IDLC Finance Limited.	Long term	66,000,000	12.00%	04-01-2017	6208490	47,064,519
IIDFC Limited	Lease	3,000,000	14.00%	12-06-2016	767,855	2,624,275

b) Financial commitment (Short Term):

Name of Institution	Type of Loan	Amount of Loan	Interest Rate	Sanction Date	Amount of Installment	Outstanding Balance as on June 30, 2017
Bank Asia Ltd.	CC	650,000,000	10.50%	25-05-2016	N/A	561,737,130
National Bank Ltd.	CC	250,000,000	12.50%	20-03-2017	N/A	251,387,092
Bank Asia Ltd.	Demand Loan	450,000,000	10.50%	17-01-2017	N/A	456,367,774
Bank Asia Ltd.	Short term	100,000,000	10.50%	17-01-2017	32,259,600	68,519,056

The Company has several lease agreement with different party. They are given below:

Address	Period	Rent (p/m)
Sundor Ali Road, Munno Nagar, Tongi, Gazipur	01.07.2016 to 30.06.2021	280,000
Plot no. 6 & 7, Block B, Tongi I/A, Gazipur	01.03.2017 to 28.02.2018	375,000
Sundor Ali Road, Zone 01, Tongi I/A, Gazipur	01.07.2017 to 30.06.2018	3,900
Sundor Ali Road, Munno Nagar, Tongi, Gazipur	29.09.2011 to 30.06.2018	38,000
Sundor Ali Road, Munno Nagar, Tongi, Gazipur	19.10.2011 to 30.06.2018	32,000
Sundor Ali Road, Munno Nagar, Tongi, Gazipur	19.10.2011 to 30.06.2018	37,165

l) Details of all personnel related schemes for which the company has to make provision for in future years;

The company considers its human resources as the most valuable assets and the profitability of the company largely depends on the effective and efficient use of human resources. The company provides various benefit packages to its employees in addition to monthly benefit of salary, wages and allowances. Lists of benefits are as under to employee:

Festival Bonus:	The Company pays two festival bonuses.
Yearly Increment/Promotions:	Employees awarded with a minimum increment of at least 5% of salary and promotion for extra ordinary performances.
Medical Treatment Facility:	Employees of S. S. Steel Limited receive medical treatment facility for any kind of injury during the course of their service in the company.
Leave encashment:	Employees are entitled to enjoy encashment against leave.
Workers profit participation fund:	The Company regularly allocates 5% on net income before tax.

m) Break down of all expenses related to the public issue;

The following amount to be paid to the Issue Manager, Underwriters and other costs are as follows:

Sl. No.	Particulars	Nature of Expenditure	Amount in BDT
	ISSUE MANAGEMENT FEES		2,875,000
A.	Manager to the Issue Fee	Maximum 2% (two percent) of the public offer amount.	2,500,000
	VAT against Issue Management Fee	15% on Issue Management Fee	375,000
	LISTING RELATED EXPENSES		8,850,000
	Scrutiny Fees for Stock Exchanges	Tk. 50,000 for each exchanges	100,000
B.	Listing Fees for Stock Exchanges (DSE & CSE)	0.25% on Tk. 10 Crore and 0.15% on the rest amount of paid up capital; (minimum Tk. 50,000 and maximum Tk. 10,000,000 for each exchanges)	7,550,000
	Annual Fees for DSE & CSE	0.05% on Tk. 100 Crore of paid up capital and 0.02% on the rest amount of paid up capital; (minimum Tk. 50,000 and maximum Tk. 600,000 for each exchanges)	1,200,000
	BANGLADESH SECURITIES AND EXCHANGE COMMISSION		1,050,000
C.	Application Fees	-	50,000
	BSEC Consent Fees	0.40% on the public offering amount	1,000,000
	IPO RELATED FEES		937,500
D.	Underwriting Commission	0.50% on underwritten amount	437,500
	Auditor Certification Fees	At Actual	500,000
	CDBL FEES AND EXPENSES		976,000
E.	Security Deposit	At Actual	500,000
	Documentation Fees	At Actual	2,500
	Annual Fees	At Actual	100,000
	Connection Fees	Tk. 500 per month (12*500)	6,000
	IPO Fees	0.015% on total paid up capital after IPO	367,500
	PRINTING AND POST IPO EXPENSES		5,879,000
	Publication of Prospectus	Estimated (to be paid at actual)	600,000
	Abridged version of Prospectus and Notice in 4 daily newspaper	Estimated (to be paid at actual)	750,000
F.	Notice for Prospectus, Lottery, Refund etc. in 4 daily newspaper	Estimated (to be paid at actual)	250,000
	Lottery Conducting Expenses & BUET Fee	Estimated (to be paid at actual)	1,000,000
	Data Processing and Share Software Charge	Estimated (to be paid at actual)	2,530,000
	Courier Expenses	Estimated (to be paid at actual)	450,000
	Administrative & Stationary Expense	Estimated (to be paid at actual)	299,000
	GRAND TOTAL (A+B+C+D+E+F)		20,567,500

N.B.: Actual costs will vary if above mentioned estimates differ and will be adjusted accordingly.



n) If the issuer has revalued any of its assets, the name, qualification and experiences of the valuer and the reason for the revaluation, showing the value of the assets prior to the revaluation separately for each asset revalued in a manner which shall facilitate comparison between the historical value and the amount after revaluation and giving a summary of the valuation report along with basis of pricing and certificates required under the revaluation guideline of the Commission;

S. S. Steel Limited has revalued its fixed assets in the financial year 2011 & 2016, which has been reflected in the financial statements of the company.

The first revaluation of the company's asset was made on September 30, 2011 by Axis Resourced Ltd. Valuer, Management & Financial Consultant, the independent Valuer not related to the company.

Summary of Revaluation: The Company made revaluation of Land and land development, Office Building and, Factory Building & Other Civil Works and Plant & Machinery as at 30 June 2011 to reflect fair value thereof in terms depreciated current cost, details of which are as follows:

Sl. No.	Particulars of the asset	Name of the Valuer	Qualification of the Valuer	Date of Revaluation	As per revaluation			
					Book Value	Addition during the period	Revaluation surplus (Deficit)	Revalued Amount
01	Land and land development	Axis Resourced Ltd.	Valuer, Management & Financial Consultant	December 12, 2011	13,627,227	1,376,001	384,996,772	400,000,000
02	Office Building				3,380,016	8,100,000	(3,380,016)	8,100,000
03	Factory Building & Other Civil Works				39,676,785	71,680,000	(4,982,785)	106,374,000
04	Plant & Machinery				394,732,768	2,844,000	123,629,766	521,206,534
Total					451,416,796	84,000,001	500,263,737	1,035,680,534

Reasons for Valuation: To determine an estimated fair market value of the Land and land development, Office Building and, Factory Building & Other Civil Works and Plant & Machinery of S. S. Steel Limited.



The second revaluation of the company's asset was made on June 30, 2016 by Ata Khan & Co., Chartered Accountants, the independent Valuer not related to the company.

Summary of Revaluation: The Company made revaluation of Land and land development & Building and other constructions as at 30 June 2016 to reflect fair value thereof in terms depreciated current cost, details of which are as follows:

Sl. No.	Particulars of the asset	Name of the Valuer	Qualification of the Valuer	Date of Revaluation	As per revaluation		
					Book Value	Revalued Amount	Revaluation surplus
01	Land and land development	Ata Khan & Co.	Chartered Accountants	November 30, 2016	454,361,954	742,500,000	288,138,046
02	Building and other constructions				145,824,528	261,466,595	115,642,067
Total					600,186,482	1,003,966,595	403,780,113

Valuer Opinion: The Valuers report that-

- a. The valuation of the aforesaid Lands and Buildings has been undertaken in accordance with International Valuation Standard (IVS);
- b. The valuers have verified the ownership, possession and use of the aforesaid Lands and Buildings; and
- c. The valuers have maintained the Fundamental Principles of Ethical Conduct; namely: Integrity, Objectivity, Competence, Confidentiality and Professional Behaviour mitigate possible threats to compliance of these principles.

Reasons for Valuation: To determine an estimated fair market value of the Land and land development & Building and other constructions of S. S. Steel Limited.

Work done to date by the Valuer: The above valuer, Ata Khan & Co., Chartered Accountants, has done valuation services to following companies:

- Beximco Group;
- Islam Group;
- Meghna Group;
- Ifad Group;
- Westin Hotel (Unique Hotel & Resorts Ltd.);
- Orion Pharma Ltd.;
- Mozaffar Hossain Spinning Mills Ltd;
- Bangladesh Thai Aluminum Ltd.;
- Golden Harvest Agro Industries;
- Borak Real Estate Ltd.;
- Rupayan Housing Estate Ltd.;
- Navana Real Estate Ltd;
- Shamsul Alamin Real Estate Ltd.

VALATION REPORT

Ata Khan & Co. Dhaka, Bangladesh ----- Management Services Division

Report on the Valuation of Lands and Buildings of SS Steel Limited

1. Background

S. S. Steel Limited (SS Steel), a private company, decided to re-value its Lands and Building as of 30 June 2016 in order to reflect fair value thereof in its financial statements for the year ended 30 June 2016 in conformity with BAS 16-Property, Plant and Equipment. With this end in view, Ata Khan & Co, Chartered Accountants (the Values), were appointment to carry out such valuation (the Work).

2. Purpose of the Work

As mentioned above, the purpose of this work is to arrive at fair value of the aforesaid Lands and Building of SS Steel so as to incorporate such fair value in its financial statements for the year ended 30 June 2016 in conformity with BAS 16-Property, Plant and Equipment.

3. Scope of, and Approach to, the Work

Based on the terms of reference outlined in the letter of appointment for the work, and subsequent discussion with the directors and officials of the aforementioned companies, the scope of, and the approach to, the work were mutually agreed. In order to determine the value of the aforesaid Lands and building of SS Steel, it was agreed to revalue/re-evaluate it at a current cost accounting (CCA) basis. For this purpose, the following work was done:-

(a) **Meeting and discussions on the work-** An overview meeting was held amongst the senior officials of the SS Steel and the partner and senior professional of the valuers in order to agree upon the scope of the work, and time frame for its completion. Also, progress meeting were held from time to time to review the progress of, and discuss draft report on, the Work.

(b) **Physical verification of Land and Building-** The aforesaid Lands and Building as of 30 June 2016 of SS Steel was physically verified in order to ascertain, amongst others, their existence, physical condition, usage, and problem remaining useful lives.

(c) **Collection/review of revaluation-related information –**

Land Buildings

(i) Details of Lands and Buildings the were valued as of 30 June 2016 were obtained from SS Steel containing information, inter-alia, relating to group, description, location, year of acquisition, and physical condition thereof.

(ii) Market prices of similar Lands and Buildings were obtained from local sources.

(iii) Thereafter, valuation of the aforesaid Lands and Buildings was done considering the findings referred to in paragraphs 3(b) and 3(c) above (Annexure).

4. Cut-off Date for the Purpose of the Work

(d) For the purpose aforesaid Lands and Buildings of SS Steel, 30 June 2016 was taken as the cut-off date.

5. Value of the aforesaid Fixed Assets

Based on the Current Cost Accounting (CCA) Method as referred to in the paragraph 3 above, the value of the aforesaid Lands and Buildings of SS Steel at 30 June 2016 comes to Tk 1,003,966,595 as detailed in the Annexure hereto.

6. Valuation Opinion

The Valuers report that-

(a) the valuation of the aforesaid Lands and Buildings has been undertaken in accordance with International Valuation Standard(IVS);

- (b) the valuers have verified the ownership, possession and use of the aforesaid Lands and Buildings; and
- (c) the valuers have maintained the Fundamental Principles of Ethical Conduct; namely:-Integrity, Objectivity, Competence. Confidentiality and Professional Behaviour regarding the valuation; and the valuers have taken all possible steps to avoid or mitigate possible threats to compliance of these principles.

7. Disclaimers, Restrictions and Limitations with Regard to the work

Our report is not intended for general circulation or publication. It should not be reproduced or used for any purpose other than that outlined in paragraph 2 without our written prior permission in each specific instance. The Valuers will not assume any responsibility or liability for losses occasioned to SS Steel or its directors or shareholders or to any third parties as a result of circulation, publication, reproduction or use of our report or any extracts there from contrary to the provisions of this paragraph.

The Valuers reserve the right, but not the obligation, to review all values or computations included or referred to in this report and, if considered necessary, to revise their assessment in the light of any information existing at the valuation date which becomes known to them after the date of this report.

The Valuers, in arriving at the valuation, have relied upon and assumed the fairness and completeness, of all information were however, evaluated, wherever considered necessary, through analysis, enquiry and examination for the purpose of assessing the value of the Lands and Buildings of SS Steel.

This report has been prepared with due care and diligence and the statements and conclusions in this report are made in good faith and belief on the reasonable ground that those statements and conclusions are not false or misleading.

Dhaka,
30 November 2016
Attachment: Annexure

Sd/
ATA KHAN & Co.
Chartered Accountants & Valuers

S. S. STEEL LTD
Summary of Revaluation of Fixed Assets as of 30 June 2016

Annexure

<u>Sl No</u>	<u>Group of Fixed Assets</u>	<u>Schedule</u>	<u>Depreciated Current Cost</u>	<u>Depreciated Written Down Value</u>	<u>Revaluation Surplus</u>
			Taka	Taka	Taka
1	Lands and land development	A	742,500,000	454,361,954	288,138,046
2	Buildings and other constructions	B	261,466,595	145,824,528	115,642,067
			1,003,966,595	600,186,482	403,780,113
3	Other Property, Plant and Equipment (Not Revalued)		732,065,012	732,065,012	-
	Total		1,736,031,607	1,332,251,494	403,780,113

S. S. STEEL LTD
REVALUATION OF LAND & LAND DEVELOPMENT AS OF 30 JUNE 2016

SL No.	LOCATION	SALE DEED No.	DATED	MOUZA	S.A KHATIAN	R.S. KHATIAN	S.A. PLOT No.	R.S. PLOT No.	AREA IN DECIMAL	CURRENT COST PER DECIMAL	CURRENT COST
1	Plot - 4	2350	3/7/03	Machimpur	84	11	72	72	99	5,000,000	495,000,000
2	Plot-18/A,18/C	244499	7/12/10	Machimpur	113	11	71	72	33	5,000,000	165,000,000
3	Plot-18/F	4741	9/4/15	Machimpur	113	11	71	72	16.5	5,000,000	82,500,000
TOTAL:									148.5		742,500,000

Sl No	PARTICULARS	AREA (sft)	CURRENT COST Taka/s ft.	CURRENT COST Taka	YEAR OF ACQUISITION	ESTIMATED LIFE (YEARS)	PERCENTAGE UNEXPIRED LIFE	DEPRECIATED CURRENT COST Taka
1	Factory Shed (Steel Structure)	63,783	2,000	127,566,000	2011	40	88%	111,620,250
2	UTM Lab & Store Building	4,500	2,500	11,250,000	2012	40	90%	10,125,000
3	12 ton furnace building	7,000	2,000	14,000,000	2008	40	80%	11,200,000
4	10 Katha land boundary	4,000	500	2,000,000	2015	40	98%	1,950,000
5	Guard & Guest room	300	2,000	600,000	2011	40	88%	525,000
6	Office building	8,100	3,000	24,300,000	2011	40	88%	21,262,500
7	Weight bridge civil works (SM)	636	2,000	1,272,000	2011	40	88%	1,113,000
8	Sub-station room(SM)	400	1,500	600,000	2005	40	73%	435,000
9	Pump building	700	2,000	1,400,000	2008	40	80%	1,120,000
10	8 ton staff quarter building(6 storied)	10,200	2,000	20,400,000	2005	40	73%	14,790,000
11	Diesel Generator building	220	1,500	330,000	2015	20	95%	313,500
12	12 ton furnace building	5,000	2,000	10,000,000	2003	40	68%	6,750,000
13	12 ton staff quarter building(5 storied)	10,000	2,000	20,000,000	2008	40	80%	16,000,000
14	12 ton Generator building	2,800	2,000	5,600,000	2009	40	83%	4,620,000
15	Under ground water reservoir(SM)	1,420	2,500	3,550,000	2008	40	80%	2,840,000
16	Chemical store 8 ton	140	2,000	280,000	2008	40	80%	224,000
17	Under ground basement construction (CCM)	2,200	2,500	5,500,000	2013	40	93%	5,087,500
18	CCM Plant PLC room	640	3,000	1,920,000	2013	40	93%	1,776,000
19	Ladle preparation & working area (RCC Casting)	800	300	240,000	2013	20	85%	204,000
20	Under ground water reservoir (CCM)	650	2,500	1,625,000	2013	40	93%	1,503,125
21	Under ground scale pit (CCM)	250	2,500	625,000	2013	40	93%	578,125
22	PLC room (RM)	1,000	1,800	1,800,000	2011	40	88%	1,575,000
23	UTM Lab New	182	2,000	364,000	2014	40	95%	345,800
24	CNC room (RM)	600	1,800	1,080,000	2011	40	88%	945,000
25	Reheating furnace (RM)	980	7,000	6,860,000	2011	40	88%	6,002,500
26	Reheating panel room	140	1,500	210,000	2011	40	88%	183,750
27	Inter panel room	190	1,500	285,000	2011	40	88%	249,375
28	Transformer room (RM)	1,540	1,800	2,772,000	2011	40	88%	2,425,500
29	Pusher area	1,000	500	500,000	2011	40	88%	437,500
30	Under ground water reservoir (RM South)	580	2,500	1,450,000	2011	40	88%	1,268,750
31	Under ground water reservoir (RM North)	1,430	2,500	3,575,000	2011	40	88%	3,128,125
32	Under ground oil reservoir (RM)	250	2,500	625,000	2011	40	88%	546,875
33	Under ground water tank (TMT)	235	2,500	587,500	2011	40	88%	514,063
34	Under ground mill scale tank (RM)	435	1,500	652,500	2011	40	88%	570,938
35	Scale room (RM)	78	2,000	156,000	2011	40	88%	136,500
36	Weight bridge Old (RM)	462	2,000	924,000	2012	40	90%	831,600
37	Stock yard and working area	9,000	200	1,800,000	2012	10	60%	1,080,000
38	SM Toilet	80	1,200	96,000	2010	10	40%	38,400
39	RM Toilet	50	1,200	60,000	2013	10	70%	42,000
40	Drive way	2,775	400	1,110,000	2010	40	85%	943,500
41	Boundary wall	14,000	250	3,500,000	2005	40	73%	2,537,500
42	Titans Gas Pipe Lining 6" dia	2,500	4,800	12,000,000	2008	20	60%	7,200,000

	(Rft)							
43	Electric cabling HT Cable 300 RM (Mtr)	2,000	5,000	10,000,000	2008	20	60%	6,000,000
44	Olympia Godown 2	2,548	800	2,038,400	2012	10	60%	1,223,040
45	Olympia Godown 3	3,002	1,000	3,002,000	2012	10	60%	1,801,200
46	Olympia Godown 4	2,016	800	1,612,800	2012	10	60%	967,680
47	Deep Tube-well	3	500,000	1,500,000	2008	10	20%	300,000
48	Water filter	3	50,000	150,000	2015	10	90%	135,000
49	Gate 3 nos	3	300,000	900,000	2008	20	60%	540,000
50	Compressor foundation 3 nos	3	100,000	300,000	2014	40	95%	285,000
51	Platform (5 ton) (CCM)			1,000,000	2015	40	98%	975,000
52	Air filtration plant civil works			2,500,000	2008	20	60%	1,500,000
53	Drain (Internal)			1,000,000	2008	40	80%	800,000
54	Drain (Outside)			2,000,000	2014	40	95%	1,900,000
TOTAL				319,468,200				261,466,596

VALUERS' ADDITIONAL DISCLOSURES ON THE VALUATION OF LANDS AND BUILDINGS OF S. S. STEEL LIMITED.

1. Identification of the Valuer and Confirmation of Competence:

Ata Khan & Co. (AKC) is one of the oldest audit firms of the country established in 1959 - fifty Eight years back. We are engaged in all types of professional work including auditing, Performance Auditing, accounting, management consultancy, financial consultancy, taxation services, preparation of project profile, Asset Valuation, financial evaluation of all kinds of organizations and establishments.

During last 58 Years of practice, the firm has earned the reputation as one of the top ranking firms of the country with varied experiences and expertise in auditing the accounts including Performance evaluation of different institutions and organizations under the control of various Ministries of the Government including Banks, Insurance, National and Multinational manufacturing and trading companies, Secondary and Primary Educational Institutions, Utility services, ADB/World Bank financed project, PDB, Public health and sanitation, hospitals etc. The firm has been enlisted as "A Grade firm" by Bangladesh Bank to audit financial institution and accordingly conducted audits of various banks and financial institutions as detailed in following paragraphs. The firm also conducted the audit of the accounts of a large number of organizations under sector corporations which include Jute Mills, Textile Mills, Sugar Mills, Food industries etc.

We have, to our credit, experience of Audit of Banks and financial institutions including, Bangladesh Bank, Sonali Bank, Janata Bank, Agrani Bank, Pubali Bank Limited, Dhaka Bank Limited, Uttara Bank Limited, Rupali Bank Limited, Bangladesh Commerce Bank Limited, National Credit & Commerce Bank Ltd., ONE Bank Ltd., The Investment Corporation of Bangladesh, Bangladesh Krishi Bank, Rajshahi Krishi Unnayan Bank and Bangladesh Association of Banks etc.

Audits of Insurance Companies include, Jiban Bima Corporation, Peoples Insurance Company Limited, United Insurance Company Limited, Sadharan Bima Corporation, Northern General Insurance Company Limited, Janata Insurance Company Limited and Phoenix Insurance Company Limited, Bangladesh National Insurance Company Limited, Islami Insurance Bangladesh Limited etc.

Besides performing audit works, the firm renders consulting services with Asset Valuation to a large number of clients. The firm also maintains separate wings to deal with Performance evaluation of projects and matters relating to income tax VAT & other secretarial functions to their clients.

ATA KHAN & CO., Chartered Accountants is one of the listed Valuers of BSEC.

2. Identification of the Client and Other Intended users:

S. S. Steel Limited is a public limited company according to the approval from RJSC under Issue Number 14652 dated 15/12/2016. The basic information of the company is as follows:

COMPANY AT A GLANCE	
Name of the Company	S.S. Steel Limited
Factory Office	Plot-4, Block-B, Tongi Industrial Area, Tongi, Gazipur.
Core Area of Business	Manufacturing of 500W & 550W MS Rod, Iron Ingot & Billet
Legal Status	Public Limited Company
Date of incorporation	22 December, 2001 as a private limited company but subsequently converted into public limited company on 15 December 2016.
Certificate of Incorporation	44670(1198)/2001 dated December 22, 2001.

3. Nature of Instruction and the purpose of valuation:

The board of directors of S. S. Steel Limited appointed “ATA KHAN & CO” as their Asset Valuer and provided two statements as Annexure-A and Annexure-B incorporated into our Valuation Report. The purpose of the valuation is to incorporate Fair Value of the earmarked assets into the respective year’s Financial Statements of the company to reflect the actual state of affairs of the company in conformity with BAS 16- Property, Plant and Equipment.

4. Estimated Life of Building:

Estimated Life of Building & Other Construction ranged from 10 to 40 years was assumed in the valuation report which was comprised of 54 items. That means depreciation is 2.5% to 10%. Auditor used 5% depreciation rate against building which was company’s practice and it was not against the valuer’s estimation. Valuer revalued 54 items instead of only one head considered by the Auditor as Building & Other Construction.

5. Depreciation of Land & Land Development:

Two common heads were used to present the summary of Revaluation of Fixed Assets like “Depreciated Current Cost” and “Depreciated Written down Value” in the Annexure of Valuation Report. Land & Land Development head was put under the mentioned heads for simplicity of presentation, actually Land and Land Development is not a depreciable assets.

6. Revaluation of Lands:

- a) Factors considered for revaluation of Lands: We have taken into account the following elements:
 - i. Location of the land;
 - ii. Commercial importance of the area;
 - iii. Means of communication;
 - iv. Long-term possession right on the leasehold land;
 - v. Demand/Scarcity of land in the area;
 - vi. Size of the land;
 - vii. Recent sale prices of land adjacent to the relevant areas;
 - viii. Rate procured from the respective/concerned authorities;
 - ix. Land actually in possession of the company.
- b) Location of the Land: S. S. Steel Limited is located at Tongi Industrial area Rajuk Plot # 4, 18/A, 18/C, Block-B under Mouza- Mashimpur, P/S- Tongi, Dist- Gazipur.
- c) Present Market Value of the Property: We are experiencing on various occasions that the plot(s) located side by side with the same facilities and importance, fetch different prices, without obvious reasons whatsoever. During the course of valuation, we have inquired local people with a view arrive at an average consensus rate as to the market in locality, also considering location, size of the land and the infrastructure in and around and future prospects of the locality. In view of

foregoing, we have valued the land based on plot being purchased and sold on market in Tongi Area during last six months ending on the cut-off date which was 30-06-2016. The Government rate of Land in Masumpur Mouza area is Taka 8,65,964/- per decimal for Chala [Taka 2,85,76,812/- per Bigha] and Taka 16,29,318/-per decimal for Vita [Taka 5,37,67,494/- per Bigha].

7. Upward revaluation: With reference to BSEC notification # SEC/CMRRCD/2009-193/150/Admin/51 dated 11/1/2014: Upward revaluation is not allowed according to the General Requirement Clause 9 (ii) Plants and machineries acquired in second hand condition, acquired in brand new condition but having remaining economic life of less than 50% of its total useful life, as estimated at acquisition. The management of S. S. Steel Limited provided us the Asset Schedule as Schedule-B enclosed into our Valuation Report. We wrongly revalued Serial Number 38 & 47 and duly instructed to S. S. Steel Limited to rectify the accounting treatment of the mentioned wrongly revalued assets in the next financial statements of the company.
8. Publishing Asset Valuation Report: We are hereby giving permission to publish our asset valuation report in the Prospectus of S. S. Steel Limited.

Dhaka
07 March 2018

S/d
ATA KHAN & CO
Chartered Accountants & Valuers

o) Where the issuer is a holding or subsidiary company, full disclosure about the transactions, including its nature and amount, between the issuer and its subsidiary or holding company, including transactions which had taken place within the last five years of the issuance of the prospectus or since the date of incorporation of the issuer, whichever is later, clearly indicating whether the issuer is a debtor or a creditor;

The Company has no subsidiary nor it is operated under a holding company nor does it have any associate company. Hence, no transaction has taken place.

p) Financial Information of Group Companies and Companies under common ownership by more than 50%: following information for the last three years based on the audited financial statements, in respect of all the group companies of the issuer, wherever applicable, along with significant notes of auditors:

The Company has not under any kind of group of companies.

q) Where the Issuer is a Banking company, Insurance company, non-banking financial institution or any other company which is regulated and licensed by another primary regulator, a declaration by the board of directors shall be included in the prospectus stating that all requirements of the relevant laws and regulatory requirements of its primary regulator have been adhered to by the issuer;

S. S. Steel Limited follows all the rules and regulations provided by Bangladesh Auto Re-Rolling & Steel Mills Association.

r) A report from the auditors regarding any allotment of shares to any person for any consideration otherwise than cash along with relationship of that person with the issuer and rationale of issue price of the shares;

After due verification, we certify that the paid-up capital of S. S. Steel Limited as at 30 June, 2017 was Taka 2,200,000,000/- divided into 220,000,000 Ordinary Shares of Taka 10.00 each, made up as follows:

Particulars of allotment	Date of Allotment	Consideration in Cash [A]	Consideration other than Cash [B]	Amount of share capital (Taka) [C=A+B]
First (Subscription to Memorandum & Articles of Association at the time of incorporation)	December 22, 2001	20,000,000	-	20,000,000
Second Allotment	September 29, 2013	47,000,000	-	47,000,000
Third Allotment	April 04, 2014	-	32,500,000	32,500,000
Fourth Allotment	February 23, 2016	10,000	-	10,000
Fifth Allotment	June 28, 2016	2,100,490,000	-	2,100,490,000
Total		2,167,500,000	32,500,000	2,200,000,000

The company commenced its business as a private limited company on December 22, 2001. Other than cash for Taka 32,500,000/- is bonus share money which was issued for the year 2012-2013. The face value of shares has been changed into Taka 10/- per share from Taka 100/- per share on November 15, 2015 by passing a special resolution in its extraordinary general meeting held on October 05, 2015 and necessary amendments in the capital clause of the Memorandum of Association and Articles of Association were made accordingly.

Sd/-

MABS & J. PARTNERS

Chartered Accountants

s) Any material information, which is likely to have an impact on the offering or change the terms and conditions under which the offer has been made to the public;

There is no material information, which is likely to have an impact on the offering or change the terms and conditions under which the offer has been made to the public.

t) Business strategies and future plans – projected financial statements shall be required only for companies not started commercial operation yet and authenticated by chairman, two directors, managing director, CFO and company secretary;

SSSTEEL started its commercial operation in 22 December 2001.

u) Discussion on the results of operations shall inter-alia contain the following:

1) A summary of the past financial results after adjustments as given in the auditor's report containing significant items of income and expenditure;

There was no adjustment given by the auditor's during the last five year. Summary of the past financial results and operations are presented below:

As Per Audited Financial Statements

Particulars	30-Jun-17	30-Jun-16	30-Sep-15	30-Sep-14	30-Sep-13
Turnover	3,003,309,524	1,818,864,918	2,143,818,211	2,104,662,407	2,104,588,735
Cost of Goods Sold	2,322,695,709	1,417,548,023	1,691,743,700	1,732,652,706	1,750,387,967
Gross Profit/(Loss)	680,613,815	401,316,894	452,074,511	372,009,701	354,200,768
Operating Expenses	200,629,428	104,229,184	86,031,348	84,065,753	77,377,998
Net Profit before tax	315,325,094	155,100,182	158,233,979	34,040,007	28,907,152
Income Tax Expenses	50,306,486	59,620,085	146,650,188	6,364,945	6,357,073
Net Profit after tax	265,018,608	95,480,097	11,583,791	27,675,062	22,550,079

2) A summary of major items of income and expenditure;

Major items of Income

Particulars	30-Jun-17	30-Jun-16	30-Sep-15	30-Sep-14	30-Sep-13
Turnover	3,003,309,524	1,818,864,918	2,143,818,211	2,104,662,407	2,104,588,735
Other Income	4,901,664	3,426,909	1,427,501	546,410	259,042

Major items of Expenditure

Particulars	30-Jun-17	30-Jun-16	30-Sep-15	30-Sep-14	30-Sep-13
Cost of Goods Sold	2,322,695,709	1,417,548,023	1,691,743,700	1,732,652,706	1,750,387,967
Operating Expenses	200,629,428	104,229,184	86,031,348	84,065,753	77,377,998
Financial Expenses	153,794,703	137,630,642	201,093,903	250,185,644	246,881,937

3) The income and sales on account of major products or services;

Sl. No.	Name of Product	Size	Sales/Turnover	
			Metric Ton (MT)	Value In Tk.
1	SS STIGER 500W TMT MS-BAR (ROD)	08mm to 32mm	66,352.31	3,003,309,524
Total			66,352.31	3,003,309,524

4) In case, other income constitutes more than 10% of the total income, the breakup of the same along with the nature of the income, i.e., recurring or non-recurring;

The other income of the Company is generated through sale of Wastage. The other Income of the company does not exceed 10% of the total Income of the company.

5) If a material part of the income is dependent upon a single customer or a few major customers, disclosure of this fact along with relevant data. Similarly if any foreign customer constitutes a significant portion of the issuer's business, disclosure of the fact along with its impact on the business considering exchange rate fluctuations;

The Company's income is not dependent upon a single customer or a few major customers nor foreign customer.

6) In case the issuer has followed any unorthodox procedure for recording sales and revenues, its impact shall be analyzed and disclosed.

The issuer has not followed any unorthodox procedure for recording sales and revenues.



v) Comparison of recent financial year with the previous financial years on the major heads of the profit and loss statement, including an analysis of reasons for the changes in significant items of income and expenditure, inter-alia, containing the following:

(As per Audited Financial Statements)

Particulars	30-Jun-17	30-Jun-16	30-Sep-15	30-Sep-14	30-Sep-13
Turnover	3,003,309,524	1,818,864,918	2,143,818,211	2,104,662,407	2,104,588,735
Cost of Goods Sold	2,322,695,709	1,417,548,023	1,691,743,700	1,732,652,706	1,750,387,967
Gross Profit/(Loss)	680,613,815	401,316,894	452,074,511	372,009,701	354,200,768
Operating Expenses	200,629,428	104,229,184	86,031,348	84,065,753	77,377,998
Operating Income	479,984,387	297,087,710	366,043,163	287,943,948	276,822,770
Net Profit before Tax	315,325,094	155,100,182	158,233,979	34,040,007	28,907,152
Net Profit after Tax	265,018,608	95,480,097	11,583,791	27,675,062	22,550,079

Analysis of reasons for the changes in significant items of income and expenditure, inter-alia, containing the following:

Year	Total Revenue	Cost of goods sold	Gross Profit	Operating expenses	Operating Profit	Net Profit before Tax	Net Profit after Tax
June 30, 2017	Sales of the company increased from June 30, 2017 to June 30, 2016.	Costs of goods sold changed due to increase in sales revenue.	Gross Profit mainly increased due to increase in sales.	The company's administrative expenses mainly increased due to increase in salary and allowances.	Operating Profit mainly increased due to increase in sales.	Net profit before tax mainly increased due to increase in sales.	Net profit after tax mainly increased due to increase in sales.
June 30, 2016	Sales of the company decreased from June 30, 2016 to September 30, 2015.	Costs of goods sold changed due to decreased in sales revenue.	Gross Profit mainly decreased due to decrease in sales	The company's administrative expenses mainly increased due to increase in salary and allowances.	Operating Profit mainly decreased due to decrease in sales	Net profit before tax mainly decreased due to decrease in sales	Net profit after tax mainly decreased due to decrease in sales
September 30, 2015	Sales of the company decreased by 12% from September 30, 2015 to September 30, 2014.	Costs of goods sold changed due to decreased in sales revenue.	Gross Profit mainly decreased due to decrease in sales	The company's administrative expenses mainly increased due to increase in salary and allowances.	Operating Profit mainly decreased due to decrease in sales	Net profit before tax mainly decreased due to decrease in sales	Net profit after tax mainly decreased due to decrease in sales
September 30, 2014	Sales of the company increased from September 30, 2014 to September 30, 2013.	Costs of goods sold changed due to increase in sales revenue.	Gross Profit mainly increased due to increase in sales.	The company's administrative expenses mainly increased due to increase in salary and allowances.	Operating Profit mainly increased due to increase in sales.	Net profit before tax mainly increased due to increase in sales.	Net profit after tax mainly increased due to increase in sales.
September 30, 2013	Sales of the company increased from September 30, 2012 to September 30, 2012 due to installation of some machinery in the production line to cope up with the demand.	Costs of goods sold changed due to increase in sales revenue.	Gross Profit mainly increased due to increase in sales.	The company's administrative expenses mainly increased due to increase in salary and allowances.	Operating Profit mainly increased due to increase in sales.	Net profit before tax mainly increased due to increase in sales.	Net profit after tax mainly increased due to increase in sales.

1) Unusual or infrequent events or transactions including unusual trends on account of business activity, unusual items of income, change of accounting policies and discretionary reduction of expenses etc.

There are no unusual or infrequent events or transactions including unusual trends on account of business activity.

2) Significant economic changes that materially affect or are likely to affect income from continuing operations;

There is no significant economic change except introduction of new projects that materially affect or are likely to affect income from continuing operations.

3) Known trends or uncertainties that have had or are expected to have a material adverse impact on sales, revenue or income from continuing operations;

At present there are no known trends, events and/or uncertainties that shall have a material impact on the company's future business except for those which are naturally beyond control of human being.

4) Future changes in relationship between costs and revenues, in case of events such as future increase in labor or material costs or prices that will cause a material change are known;

Any event such as increase in labor or material costs or prices will not affect the operational result of the company, because of, with the passages of time volume and prices of net sales or revenue are also expected to increase in normal course of operation and for introduction of new products or services.

5) The extent to which material increases in net sales or revenue are due to increased sales volume, introduction of new products or services or increased sales prices;

The issuer is expecting the increased net sales or revenue because of sales volume, expand product capacity and sales price. It is forecasted that we will be able to increase our net sales or revenue around 10 percent on an average for the next 3 years.

6) Total turnover of each major industry segment in which the issuer operated;

There is no information available regarding the total turnover of each major industry segment which the issuer operated.

7) Status of any publicly announced new products or business segment;

The Company did not announce new products or business segment.

8) The extent to which the business is seasonal.

The Company do business round the year. Products are used basically high raising building, power plant, bridge and culvert etc. during the whole year. Hence, there is no seasonal extent.

w) Defaults or rescheduling of borrowings with financial institutions or banks, conversion of loans into equity along with reasons thereof, lock out, strikes and reasons for the same etc. during the history of operation of the company;

The Company has neither rescheduled its borrowings with financial institutions/banks nor converted its loans into equity. There has been no lock out, strikes etc.

x) Details regarding the changes in the activities of the issuer during the last five years which may had a material effect on the profits or loss, including discontinuance of lines of business, loss of agencies or markets and similar factors;

There were no changes in the activities of the Company during the last five years and had not any material effect on the profits or loss, including discontinuance of lines of business, loss of agencies or markets and similar factors.

y) Injunction or restraining order, if any, with possible implications;

There was no injunction or restraining order from any Court of Law or competent authority during the entire life of the Company's business.

z) Technology, market, managerial competence and capacity built-up;

Technology:

Steel Mills manufacturer are mainly used Induction furnace, Electric Arc Furnace (EAF) and Blast Furnace technology. Induction Furnace is an electrical furnace in which the heat is applied by induction heating of metal. Induction furnace capacities range from less than one kilogram to one hundred tonnes, and are used to melt iron and steel, copper, aluminium, and precious metals. An Electric Arc Furnace (EAF) is a furnace that heats charged material by means of an electric arc. Industrial arc furnaces range in size from small units of approximately one ton capacity up to about 400 ton units used for secondary steel making. Arc furnaces differ from induction furnaces in that the charge material is directly exposed to an electric arc and the current in the furnace terminals passes through the charged material. A blast furnace is a type of metallurgical furnace used for smelting to produce industrial metals and its alloys, generally iron, but also others such as lead or copper. In a blast furnace fuel (coke), ores, and flux (limestone) are continuously supplied through the top of the furnace, while a hot blast of air (sometimes with oxygen enrichment) is blown into the lower section of the furnace through a series of pipes called tuyeres, so that the chemical reactions take place throughout the furnace as the material falls downward. The end products are usually molten metal and slag phases tapped from the bottom, and flue gases exiting from the top of the furnace. The downward flow of the ore and flux in contact with an up flow of hot, carbon monoxide-rich combustion gases is a countercurrent exchange and chemical reaction process.

S. S. Steel Limited used Induction furnace technology because of induction furnace is a clean, energy-efficient and well-controllable melting process compared to most other means of metal melting.

Market:

Bangladesh Steel industry is emerging as one of the major industrial sectors of the country. It consists of small up to the largest scale of steel melting and re-rolling factories across the country that mostly produce deformed bar rod of different grade (40, 60, 500), angel, channel and coil for the construction industry. Now this is the era of Science & Technology. Due to scientific research & development numerous products are developing every day. Steel MS Rod TMT 500W is such a product developed recently. The use of the product in building construction in developed countries has increased rapidly. Due to globalization & modernization, market of Steel MS Rod TMT 500W has been growing rapidly in Bangladesh as well. At first it was import based market but now SS Steel is being made in Bangladesh by S. S. Steel Limited.

Managerial competence:

All the members of the management team of the company are highly qualified, trained & skilled professionals, well experienced and extremely devoted. The management team is lead by Mr. Mohammad Shirajul Islam, Managing Director acts for the best interest of the company.

The expert team of S.S. Steel Limited, which consists of a good number of professionals from various disciplines, is seasoned and experienced enough to use the facilities for production to fulfill the demand of target customers. Successive strong financial performance is the result of steady commitment of the promoters, management efficiency, employees' sincerity and use of appropriate technology.

Capacity build up:

S.S. Steel Limited always tries to enhance its Capacity with the contemporary technology and customer demand. The company is continuously investing and deploying enough resources including human resources to accelerate & retain its sustainability.

aa) Changes in accounting policies in the last five years;

The management of the Company has not change any accounting policies in the last five years.

bb) Significant developments subsequent to the last financial year: A statement by the directors whether in their opinion there have arisen any circumstances since the date of the last financial statements as disclosed in the prospectus and which materially and adversely affect or is likely to affect the trading or profitability of the issuer, or the value of its assets, or its ability to pay its liabilities within the next twelve months;

STATEMENT REGARDING SIGNIFICANT DEVELOPMENTS SUBSEQUENT TO THE LAST FINANCIAL YEAR

This is to certify that in our opinion there have not arisen any circumstances since the date of the last financial statements as disclosed in the prospectus and which materially and adversely affect or is likely to affect the trading or profitability of the S. S. Steel Limited or the value of its assets, or its ability to pay its liabilities within the next twelve months.

Sd/-
Javed Oppenhaffen
Chairman

Sd/-
Mohammad Shirajul Islam
Managing Director

Sd/-
Sayeed Rezaraj Ahmmad
Director
(Nominee director of NJ Holdings Ltd.)

Sd/-
Sadad Rahman
Independent Director

Sd/-
Bhuban Chandra Sil
Independent Director

Date: October 14, 2017

cc) If any quarter of the financial year of the issuer ends after the period ended in the audited financial statements as disclosed in the prospectus, unaudited financial statements for each of the said quarters duly authenticated by the CEO and CFO of the issuer;

The un-audited financial statement for the period ended March 31, 2018 is incorporated in the prospectus.



**FINANCIAL STATEMENTS (UN-AUDITED)
FOR THE PERIOD ENDED (3RD QUARTER) MARCH 31, 2018**

S. S. STEEL LIMITED
Statement of Financial Position
As at 31 March 2018

Particulars	Notes	Amount in Taka	
		31-Mar-2018	30-Jun-2017
Assets & Properties:			
Non current assets			
		2,886,672,487	2,800,301,938
Property, plant & equipments	4.00	2,807,564,763	2,526,051,938
Investment property	5.00	-	274,250,000
Capital work-in-progress	5.10	79,107,724	-
Current assets			
		3,625,096,877	3,295,768,115
Inventories	6.00	1,320,280,510	1,322,158,531
Trade receivables	7.00	1,156,378,969	1,058,198,012
Advances, deposits and prepayments	8.00	1,096,097,819	783,187,463
Cash and cash equivalents	9.00	52,339,580	132,224,109
		6,511,769,364	6,096,070,054
Shareholders' Equity & Liabilities:			
Shareholders' Equity			
		3,640,551,873	3,414,579,925
Share capital	10.20	2,200,000,000	2,200,000,000
Retained earnings	11.00	702,604,372	468,613,452
Revaluation surplus	12.00	728,830,129	736,849,102
Tax holiday reserve	13.00	9,117,371	9,117,371
Non current liabilities			
		778,475,529	693,089,905
Non current portion of term loan	14.00	439,555,666	397,417,501
Deferred tax liabilities	18.20	338,919,863	295,672,404
Current liabilities			
		2,092,741,962	1,988,400,223
Trade and other payables	15.00	232,512,174	321,044,699
Accrued expenses	16.00	172,798,639	99,775,105
Current portion of term loan	14.00	58,470,967	94,862,342
Short term loan	17.00	1,396,429,741	1,338,011,053
Provision for WPPF and welfare fund	19.00	55,148,645	35,754,970
Provision for income tax	18.10	177,381,797	98,952,054
		6,511,769,364	6,096,070,054
Net assets value per share without revaluation	26.20	13.10	12.00
Net assets value per share with revaluation	26.30	16.41	15.35

Sd/-
Chief Financial Officer

Sd/-
Company Secretary

Sd/-
Managing Director

These accounts are to be read in conjunction with notes attached.
Signed in terms of our separate annexed report.

Dated, Dhaka;
15 May 2018

S. S. STEEL LIMITED

Statement of Profit or Loss and Other Comprehensive Income (Un-Audited)

For the period ended 31 March 2018

Particulars	Note(s)	Amount in Taka		Amount in Taka	
		1 Jul 2017 to 31 Mar 2018	1 Jul 2016 to 31 Mar 2017	1 Jul 2017 to 31 Dec 2017	1 Jul 2016 to 31 Dec 2016
Revenue	20.00	2,271,851,369	2,173,851,453	1,497,818,900	1,461,146,845
Cost of goods sold	21.00	1,605,815,861	(1,647,506,558)	(1,090,319,265)	(1,122,746,440)
Gross profit		666,035,508	526,344,895	407,499,635	338,400,405
Operating expenses	22.00	(92,250,325)	(93,833,313)	(63,282,925)	(63,475,351)
Selling and distribution expenses	23.00	(57,656,618)	(57,984,570)	(36,174,705)	(35,191,606)
Trading profit		516,128,565	374,527,012	308,042,005	239,733,448
Financial expenses	24.00	(155,781,118)	(112,794,520)	(105,969,744)	(73,307,845)
Profit before other income		360,347,447	261,732,492	202,072,261	166,425,603
Other income	25.00	4,684,160	3,462,523	3,519,306	1,964,505
Profit before WPPF and provision for income tax		365,031,607	265,195,015	205,591,567	168,390,108
Contribution to WPPF and welfare fund	19.00	(17,382,457)	(12,678,140)	(9,790,075)	(8,018,576)
Profit before income tax		347,649,149	252,516,875	195,801,492	160,371,532
Provision for income tax		(121,677,202)	(28,323,611)	(68,530,522)	(38,869,889)
Current tax	18.10	(78,429,743)	(41,902,931)	(41,309,612)	(28,041,471)
Deferred tax	18.20	(43,247,459)	13,579,320	(27,220,910)	(10,828,418)
Profit after income tax		225,971,947	224,193,264	127,270,970	121,501,643
Earnings per share (basic)	26.10	1.03	1.02	0.58	0.55

Sd/-
Chief Financial Officer

Sd/-
Company Secretary

- Sd/-
Managing Director

These accounts are to be read in conjunction with notes attached.
Signed in terms of our separate annexed report.

Dated, Dhaka;
15 May 2018

S.S. STEEL LIMITED

Statement of Cash Flows (Un-Audited)

For the period ended 31 March 2018

Particulars	Amount in Taka	
	1 Jul 2017 to 31 Mar 2018	1 Jul 2016 to 31 Mar 2017
Cash flows from operating activities		
Cash received from customers	1,388,052,573	1,893,059,898
Cash received from other sources	3,519,306	3,462,523
Cash payment to employees	(68,230,262)	(99,396,399)
Cash paid to suppliers & others	(1,055,968,557)	(1,359,739,101)
Cash paid for operating expenses	(181,396,065)	(224,899,334)
Income tax payment as advance	(13,960,887)	(18,271,195)
Net cash inflow/(outflow) from operating activities (A)	184,808,712	194,216,392
Cash flows from investing activities		
Acquisition of property, plant and equipment	(95,981,094)	(60,100,726)
Capital work in process	(79,107,724)	-
Acquisition of investment in properties	-	(7,500,000)
Net cash inflow/(outflow) from investing activities (B)	(175,088,818)	(67,600,726)
Cash flows from financing activities		
Increase/(decreased) of long term loan	5,746,790	28,908,410
Increase/(decreased) of short term loan	58,418,688	59,617,696
Cash payment for financial expenses	(153,769,901)	(111,051,318)
Share money received	-	-
Net cash inflow/(outflow) from financing activities (C)	(89,604,424)	(22,525,212)
Net increase of cash and cash equivalents for the year (A+B+C)	(79,884,529)	104,090,454
Cash and cash equivalents at the beginning of the year	132,224,109	68,165,644
Cash and cash equivalents at the end of the period	52,339,580	172,256,098
Net operating cash flow per share (NOCFPS)	0.84	0.88

Sd/-
Chief Financial Officer

Sd/-
Company Secretary

- Sd/-
Managing Director

These accounts are to be read in conjunction with notes attached.
Signed in terms of our separate annexed report.

Dated, Dhaka;
15 May 2018



S.S. STEEL LIMITED
Statement of Changes in Equity (Un-Audited)
For the period ended 31 March 2018

Particulars	Amount in Taka				
	Share Capital	Revaluation Reserve	Tax Holiday Reserve	Retained Earnings	Total Equity
Balance at the beginning on 01 July 2017	2,200,000,000	736,849,102	9,117,371	468,613,452	3,414,579,925
Net profit (after tax) transferred from statement of comprehensive income	-	-	-	225,971,947	225,971,947
Excess depreciation transfer to retained earnings	-	(8,018,973)	-	8,018,973	-
Balance as at 31 March 2018	2,200,000,000	728,830,129	9,117,371	702,604,372	3,640,551,873
Balance at the beginning on 01 July 2016	2,200,000,000	748,162,020	9,117,371	192,281,927	3,149,561,318
Net profit (after tax) transferred from statement of comprehensive income	-	-	-	265,018,608	265,018,608
Addition in revaluation surplus	-	-	-	-	-
Adjustment of Deferred tax on revaluation surplus	-	-	-	-	-
Issuance of ordinary shares during the year	-	-	-	-	-
Excess depreciation transfer to retained earnings	-	(11,312,918)	-	11,312,918	-
Balance as at 30 June 2017	2,200,000,000	736,849,102	9,117,371	468,613,452	3,414,579,925

Sd/-
Chief Financial Officer

Sd/-
Company Secretary

- Sd/-
Managing Director

These accounts are to be read in conjunction with notes attached.
Signed in terms of our separate annexed report.

Dated, Dhaka;
15 May 2018

S.S. STEEL LIMITED

Notes to the Financial Statements (Un-Audited)

For the period ended 31 March 2018

1.00 Background and introduction

1.10 Formation and legal status

S. S. Steel Limited (hereinafter referred to as "the Company") was incorporated as private company limited by shares on 22 December 2001 under the Companies Act, 1994. Subsequently S. S. Steel Limited company was converted from private limited company to public limited company on 15 December 2016 also the company has been name changed S. S. Steel (Pvt.) Limited to S. S. Steel Limited on dated 10th May, 2018.

The registered and corporate office of the company is located at Pearl Trade Center, Cha - 90/3 Pragati Sarani North Badda, Dhaka-1212, Bangladesh and the factory is located at Plot-4, Block-B, Tongi Industrial Area, Tongi, Gazipur.

1.20 Nature of business

The principal activities of the company are to manufacture and sales of M.S. Deformed Bar of various grades (300w/40 Grade, 400w/60 Grade and 500w/TMT) from M.S. Billet.

2.00 Basis of preparation

2.10 Statement of compliance

The financial statements of the company under reporting have been prepared under historical cost convention in a going concern concept and on accrual basis in accordance with Generally Accepted Accounting Principles and Practice in Bangladesh in compliance with The Companies Act 1994, International Accounting Standards (IAS) as adopted by The Institute of Chartered Accountants of Bangladesh (ICAB), as Bangladesh Accounting Standards (BAS) and other applicable laws and regulations.

2.20 Functional and presentation currency

The financial statements are expressed in Bangladeshi Taka which is both functional currency and reporting currency of the Company. The figures of financial statements have been rounded off to the nearest Taka.

2.30 Use of estimates and judgments

The preparation of the financial statements requires management to make judgments, estimates and assumptions that affect the application of accounting policies and the reported amounts of assets, liabilities, income and expenses. Actual results may differ from these estimates and underlying assumptions, which are reviewed on an ongoing basis. Revision to accounting estimates is recognized in the year in which the estimates are revised and in any future years affected.

2.40 Reporting year

The financial statements of the Company cover nine months from 01 July 2017 to 31 March 2018.

2.50 Going concern

The Company has adequate resources to continue its operation for foreseeable future, the financial statements have been prepared on going concern basis. As per Management's assessment there are no material uncertainties which may cast significant doubt upon the Company's ability to continue as going concern.

2.60 Preparation and presentation of financial statements of the company

The Board of Directors of S.S. Steel Limited is responsible for the preparation and presentation of financial statements of the Company.

2.70 Comparative information

Comparative figures and account titles in the financial statements have been rearranged/reclassified and restated where necessary to conform to changes in presentation in the current year.

3.00 Significant accounting policies

The financial statements have been prepared in compliance with requirement of BASs (Bangladesh Accounting Standards) as adopted by The Institute of Chartered Accountants of Bangladesh (ICAB) as applicable in Bangladesh. The following BASs are applicable for the financial statements for the year under audit:

BAS-1	Presentation of Financial Statements
BAS-2	Inventories
BAS-7	Statement of Cash Flows
BAS-8	Accounting Policies, Changes in Accounting Estimates and Errors
BAS-10	Events after the Reporting year
BAS-12	Income Taxes
BAS-16	Property, Plant & Equipment
BAS-17	Leases
BAS- 18	Revenue
BAS -19	Employee Benefits
BAS-21	The effects of Changes in Foreign Exchange Rate
BAS-23	Borrowing Costs
BAS-24	Related Party Disclosures
BAS-26	Accounting and Reporting by Retirement Benefit Plans
BAS-33	Earnings Per Share
BAS-34	Interim Financial Reporting
BAS-36	Impairment of assets
BAS-37	Provisions, Contingent Liabilities and Contingent Assets
BAS-40	Investment Property

In the following areas, the recognition and measurement principles of IFRS are significantly different from those of BAS/BFRS and Companies Act 1994. However the estimated resulting differences would not be material for these financial statements. These immaterial differences with BAS/Companies Act 1994 primarily result from non-application of following IAS/IFRS in Bangladesh:

BAS-32	Financial Instrument: Presentation
BAS-39	Financial Instrument: Recognition and Measurement
BFRS-7	Financial Instrument: Disclosure

3.01 Property, plant and equipment

i) Recognition and Measurement:

In compliance with BAS-16 (Property, Plant & Equipment) items of Property, Plant & Equipment (PPE), excluding land are initially measured at cost less accumulated depreciation and accumulated impairment losses, if any. Land is measured at cost. The cost of an item of PPE comprises its purchase price, import duties and non-refundable taxes after deducting trade discount rebates and any costs directly attributable to bringing the assets to the location and condition necessary for it to be capable of operating in the intended manner.

ii) Capitalization of Borrowing Cost:

Finance costs that are directly attributable to the construction of plants are included in the cost of those plants in compliance with BAS-23: Borrowing Cost, allowed alternative treatment.

iii) Subsequent Costs:

The cost of replacing part of an item of property, plant and equipment is recognized in the carrying amount of the item if it is probable that the future economic benefits embodied within the part will flow to the Company and its cost can be measured reliably. The costs of the day to day maintaining cost on PPE are recognized in Statement of Profit or Loss and Other Comprehensive Income as incurred.

iv) Depreciation

No depreciation is charged on land and land development. Consistently, depreciation is proved on reducing balance method based on written down value at which the assets is carried in the books of account. Depreciation continues to be provided until such time as the written down value is reduced to Taka one. Each item of PPE is depreciated when it is available for use i.e. when it is in the location and condition necessary for it to be capable of operating in the manner intended by management. Depreciation of an assets ceases at the earlier of the date that the asset is classified as held for sale (or included in a disposal group that is classified as held for sale) in accordance with BFRS 5 and the date that the asset is derecognized.

The depreciation/amortization rate(s) are as follows:

Category of Fixed Assets	Rate%
Land & Land Development	-
Factory Buildings	5%
Plant & Machinery	6%
Electric Equipment	10%
Generator	6%
Office Equipment	10%
Furniture & Fixtures	10%
Motor	10%
Vehicle	10%
Computer Software	25%

v) Revaluation of fixed assets

The company revalued its Land, Plant & machineries, Office building and Factory building on 13 October 2011 by Axis Resources Limited following the resolution of the Board of Directors on 12 December 2011 to make a reflection of the present value of those assets in the financial statements. The Company did not revalue its other assets as because the difference of present value and book value of such asset is insignificant. The company has revalued further of its land & building by Ata Khan & Co. on 29 June 2016 in accordance with BAS 16.77. The details of Revalued assets has been shown in Note # 4.10.

vi) Retirements and disposals

An asset is derecognized on disposal or when no future economic benefits are expected from its use and subsequent disposal. Gains or losses arising from the retirement or disposal of an asset is determined as the difference between the net disposal proceeds and the carrying amount of the assets and is recognized as gain or loss from disposal of asset under other income in the Statement of Profit or Loss and Other Comprehensive Income.

vii) Impairment of assets

All assets have been reviewed according to BAS-36 and it was confirmed that no such assets have been impaired during the year and for this reason no provision has been made for impairment of assets.

3.02 Inventories & consumables

Inventories are assets held for sale in the ordinary course of business, in the process of production for such sale or in the form of materials or supplies to be consumed in the production process. Inventories are stated at the lower of cost or net realizable value in compliance to the requirements of Para 25 and 28 of BAS-2. Cost including an appropriate portion of fixed and variable overhead expenses are assigned inventories by the method most appropriate to the particular class of inventory. Net realizable value represents the estimated selling price for the inventories less all estimated cost of completion and cost necessary to make the sale. Item wise valuation is as follows:

- i) Raw materials at weighted average cost
- ii) Finished goods at cost or net realizable value whichever is lower
- iii) Work-in-progress at material cost plus conversion cost
- iv) Stores & Spares at weighted average cost

3.03 Revenue recognition

In compliance with the requirements of BAS 18 "Revenue", revenue is recognized only when:

- i) The products are invoiced and dispatched to the customers;
- ii) Interest income is accrued on a time basis by reference to the principal outstanding at the effective interest applicable.

3.04 Taxation

Provision is made at the ruling rate, considering tax, applied on 'estimated' taxable profit as a "Public Limited Company".

i) Current income tax

Provision for taxation has been made as per rates prescribed in the Finance Act, 2016 and the Income Tax Ordinance, 1984 on profit made by the company. As per BAS-12 Income Tax Provision has been made during the year as the company earned taxable income.

ii) Deferred tax

Deferred Tax is recognized on difference between the carrying amount of assets and a liability in the financial statements and the corresponding tax based used in the computation of taxable profit and is accounted for using balance sheet liability method. Deferred tax liability are generally recognized for all taxable temporary difference and deferred tax assets are recognized to the extent that it is probable that the profit will be available against which deductible temporary difference, unused tax loses or unused tax credits can be can be utilized. Considering the practices generally followed in Bangladesh the company have been recognized deferred tax liability in accordance with BAS-12 "Income Taxes."

3.05 Loans and borrowings

Principal amount of the loans and borrowings are stated at their outstanding amount. Borrowings repayable within twelve months from the reporting date are classified as current liabilities whereas borrowings repayable after twelve months from the Statement of Financial Position date are classified as non-current liabilities. Accrued interest and other charges are classified as current liabilities.

3.06 Foreign currency transaction / translation

Transactions in foreign currencies are translated into Bangladesh Taka at the Exchange rate prevailing on the date of transactions in accordance with BAS - 21 "The Effects of Changes in Foreign Exchange Rate." Monetary assets and liabilities in foreign currencies at the Statement of Financial Position date are translated into Bangladesh Taka at the rate of exchange prevailing at the Statement of Financial Position date. All exchange differences are recognized in the Statement of Comprehensive Income.

3.07 Provision

In accordance with the guidelines as prescribed by BAS 37, provisions are recognized when all the following criteria are met:

- i) When the company has a present obligation as a result of past event;
- ii) When it is probable that an outflow of resources embodying economic benefit will be required to settle the obligation; and
- iii) Reliable estimate can be made of the amount of the obligation.

Provisions are shown in the statement of financial position at an appropriate level with regard to an adequate provision for risks and uncertainties. An amount recorded as a provision represents the best estimate of the probable expenditure required to fulfill the current obligation on the reporting date.

3.08 Contingent liabilities and assets

Contingent liabilities and assets are current or possible obligations or assets, arising from past events and whose existence is due to the occurrence or non-occurrence of one or more uncertain future events which are not within the control of the company. In accordance with BAS-37 Provisions, Contingent Liabilities and Contingent Assets are disclosed in the Notes to the financial statements.

3.09 Statement of cash flows

Statement of Cash Flows is prepared principally in accordance with BAS 7 "Statement of Cash Flows" and the cash flow from the operating activities have been presented under direct method as prescribed by Securities and Exchange Rules, 1987.

3.10 Events after the reporting year

Events after the Reporting year that provide additional information about the Company's position at the reporting year or those that indicate the going concern assumption is not appropriate are reflected in the financial statements. Events after the statement of financial position date that are not adjusting events are disclosed in the Notes when they are material.

3.11 Segment reporting

As there is a single business and geographic segment within which the company operates, as such, no segment reporting is felt necessary.

3.12 Borrowing cost

The company capitalizes borrowing cost for new project such as interest on term loan and other related fees/charges for the year till to commencement of commercial operation and charges the cost to revenue account as financial expenses after commencement of commercial operation.

3.13 Advertisement and promotional expenses

All cost associated with advertising and promotional activities are charged out in the year incurred.

3.14 Trade receivable

Receivables are carried at original invoice amount. This is considered good for collection and therefore, no amount was written off as bad debt and no debt was considered doubtful to provide for.

3.15 Creditors and accruals

Liabilities are recorded at the amount payable for settlement in respect of goods and services received by the company.

3.16 Cash and cash equivalent

According to BAS 7 "Statement Cash Flows" cash comprises cash in hand and bank deposit and cash equivalents are short term, highly liquid investments that are readily convertible to known amounts of cash and which are subject to an insignificant risk of changes in value BAS 1 "Presentation of Financial Statements" provides that cash and cash equivalent are not restricted in use. Considering the provision of BAS 7 and BAS 1, cash in hand and bank balances have been considered as cash and cash equivalents.

3.17 Components of the financial statements

According to the Bangladesh Accounting Standards BAS-1 'Presentation of Financial Statements' the complete set of Financial Statements includes the following components:

- i) Statement of Financial Position as at 31 March 2018
- ii) Statement of Profit or Loss and Other Comprehensive Income for the period ended 31 March 2018
- iii) Statement of Cash Flows for the period ended 31 March 2018
- iv) Statement of Changes in Equity for the period ended 31 March 2018
- v) Accounting Policies and Explanatory Notes.

3.18 Earnings per share

Earnings Per Share (EPS) is calculated in accordance with the Bangladesh Accounting Standards BAS-33 "Earnings Per Share".

Basic Earnings Per Share:

Basic earnings per share is calculated by dividing the net profit or loss for the year attributable to ordinary shareholders by the total number of ordinary shares outstanding during the year.

3.19 Related party transactions

The objective of BAS 24 'Related Party Disclosures' is to ensure that an entity's financial statements contain the disclosures necessary to draw attention to the possibility that its financial position and profit or loss may have been affected by the existence of related parties and by transactions and outstanding balances with such parties.

Parties are considered to be related if one party has the ability to control the other party or to exercise significant influence or joint control over the other party in making financial and operating decisions.

A party is related to an entity if: [BAS 24] directly, or indirectly through one or more intermediaries, controls, is controlled by, or is under common control with, the entity has an interest in the entity that gives it significant influence over the entity, has joint control over the entity, the party is a member of the key management personnel of the entity or its parent, the party is a close member of the family of any individual, the party is an entity that is controlled, jointly controlled or significantly influenced by or for which significant voting power in such entity resides with, directly or indirectly, any individual and the party is a post-employment benefit plan for the benefit of employees of the entity.

The Company transacts with related parties and recognize as per BAS 24 'Related Party Disclosures'. Related party transactions have been disclosed under Note - 27.70

3.20 Financial expenses

Financial expenses comprise the interest on external borrowings and bank charges and are recognized as they accrue.

3.21 Employee benefits

a. Festival Bonus:

The Company gives 02 festival bonus to its permanent employees in a year.

b. Workers' profit participation & welfare fund:

This represents 5% of the net profit after charging such contribution but before tax contribution by the Company as per provisions of Bangladesh Labour (Amendments), 2013 and is payable to the workers as define in the said Law.

Amount in Taka	
31-Mar-2018	30-Jun-2017

4.00 Property, plant & equipment's

A. Cost

Opening balance	2,955,375,361	2,083,400,867
Addition during the period/year	370,231,094	871,974,494
Increase due to Revaluation	-	-
Total Cost	3,325,606,455	2,955,375,361

B. Accumulated depreciation

Opening balance	429,323,423	347,369,260
Depreciation for the period/year	88,718,269	81,954,163
Total depreciation	518,041,692	429,323,423
Written down value (WDV)	2,807,564,763	2,526,051,938

**Detail of fixed assets and depreciation are shown in the (Annexure - A)*

4.10 Revaluation

The company revalued its Land, Plant & machineries, Office building and Factory building on 13 October 2011 by Axis Resources Limited following the resolution of the Board of Directors on 12 December 2011 to make a reflection of the present value of those assets in the financial statements. The Company did not revalue its other assets as because the difference of present value and book value of such asset is insignificant. The company has revalued further of its land & building on 29 June 2016. Details of the revaluation of the assets are given below:

Particulars	Net Book Value as on 30 June 2016	Revalued Amount	(Impairment)	Revaluation Surplus
Land & land development	454,361,954	742,500,000	-	288,138,046
Factory & civil construction	145,824,528	261,466,595	-	115,642,067
	600,186,482	1,003,966,595	-	403,780,113

5.00 Investment property

Commercial space at Badda, Dhaka	-	274,250,000
	-	274,250,000

5.10 Capital work-in-progress

Opening balance	-	-
Add: Addition during the year	79,107,724	-
Closing balance	79,107,724	-

These represents civil works construct continuous casting.

Details of capital work-in-progress:

Civil Construction	79,107,724	-
	79,107,724	-

	31 Mar 2018 Qty (Kgs)	30 Jun 2017 Qty (Kgs)	31-Mar-2018 Taka	30-Jun-2017 Taka
6.00 Inventories				
Stores & spares	-	-	72,557,940	64,959,700
Raw materials (scrap) in stock - Note 6.10	24,594,842	28,440,201	753,585,968	716,408,662
Raw materials (billet) in stock- Note 6.20	-	-	-	-
Raw materials (chemicals) in stock-Note 6.30	-	-	6,113,806	3,180,629
Work- in -process - Note 21.00	5,270,588	6,785,644	207,503,066	214,901,356
Finished goods - Note 6.40	6,407,202	9,191,346	280,519,730	322,708,184
			1,320,280,510	1,322,158,531
	31 Mar 2018 Qty (Kgs)	30 Jun 2017 Qty (Kgs)	31-Mar-2018 Taka	30-Jun-2017 Taka
6.10 Raw materials (scrap) in stock				
Opening balance	28,440,201	20,924,551	716,408,662	612,043,129
Purchase during the year	32,712,595	48,977,793	1,083,114,005	1,146,009,392
Raw materials available for consumption	61,152,796	69,902,344	1,799,522,667	1,758,052,521
Raw materials consumed during the year	(36,557,953)	(41,462,143)	(1,045,936,699)	(1,041,643,859)
Closing balance	24,594,842	28,440,201	753,585,968	716,408,662
	31 Mar 2018 Qty (Kgs)	30 Jun 2017 Qty (Kgs)	31-Mar-2018 Taka	30-Jun-2017 Taka
6.20 Raw materials (billet) in stock				
Opening balance	-	-	-	-
Purchase during the year	940,974	19,708,855	41,751,008	636,263,699
Raw materials available for consumption	940,974	19,708,855	41,751,008	636,263,699
Raw materials consumed during the year	(940,974)	(19,708,855)	(41,751,008)	(636,263,699)
Closing balance	-	-	-	-
	31 Mar 2018 Qty (Kgs)	30 Jun 2017 Qty (Kgs)	Amount in Taka	
6.30 Raw materials (chemical) in stock			31-Mar-2018	30-Jun-2017
Opening balance			3,180,629	8,816,923
Purchase during the year			35,617,649	40,812,691
Chemicals available for consumption			38,798,278	49,629,614
Chemicals consumed during the year			(32,684,472)	(46,448,985)
Closing balance			6,113,806	3,180,629

6.40 Finished goods	31 Mar 2018	30 Jun 2017	31-Mar-2018	30-Jun-2017
	Qty (Kgs)	Qty (Kgs)	Taka	Taka
Opening balance	9,191,346	11,197,854	322,708,184	369,343,376
Cost of goods produced during the year	39,013,983	64,345,801	1,563,627,407	2,276,060,517
Cost of goods available for sale	48,205,329	75,543,655	1,886,335,591	2,645,403,893
Cost of goods sold during the year	(41,798,127)	(66,352,309)	(1,605,815,861)	(2,322,695,709)
Closing balance	6,407,202	9,191,346	280,519,730	322,708,184

Details classifications of finished goods:

Particulars	31 Mar 2018	30 June 2017
	Qty (Kgs)	Qty (Kgs)
400W & 500W Rod	6,407,202	9,191,346
Others	-	-
Total	6,407,202	9,191,346

7.00 Trade receivables	Amount in Taka	
	31-Mar-2018	30-Jun-2017
Opening balance	1,058,198,012	801,075,542
Additions during the year	2,291,715,121	3,029,646,260
Adjustment during the year	-	2,319,936
	3,349,913,133	3,833,041,738
Realized during the year	(2,193,534,164)	(2,774,843,726)
Closing balance	1,156,378,969	1,058,198,012

Trade receivables have been stated at their nominal value. Trade receivables are accrued in the ordinary course of business. These are carried at invoice amount. All receivables have been considered as good and realizable. Therefore, no amount was written off as bad debt and no debt was considered as doubtful to provide for.

7.10 Disclosure as per schedule-XI, Part-I, of The Companies Act, 1994

Debts below 6 Months	1,156,378,969	748,625,408
Debts exceeding 6 Months	-	309,572,604
	1,156,378,969	1,058,198,012
Debts considered good & secured	1,156,378,969	1,058,198,012
	1,156,378,969	1,058,198,012

7.20 Trade receivables

The above balance has been made up as under:

A Ahad Corporation	-	(7,410)
Abdul Baten Liton (A0085)	-	(300)
Abdul Hadi Pathan (A0093)	-	(1,300)
Abdul Kaium Traders	687,799	551,699
Abdul Mojid Bhuya	(1,460)	-
Abdul Motin D.B.(A0148)	-	470
Abdul Razzak	-	(500)
Abdur Rashid (S) A0212	(2,700.5)	-
Abir Enterprise (A0001)	-	1,200

	Amount in Taka	
	31-Mar-2018	30-Jun-2017
Abir Trading Corporation	8,550,446	8,558,286
Abulbashar Khan	75,560	110,270
Abul Hashem (A0197)	2,231,960	751,700
Abul Hossain	(10)	-
Abul Hossain Sarker (A0199)	-	(40,000)
Abul Hossain & Sons (A0098)	-	60
Abul Kalam (A0012)	-	500
Abul Kalam(A0017)	-	4,730
Abul Kasem	(804,800)	-
Abul Khair Enterprise	-	(13,650)
Abul Rice Store	-	(1,350)
Abu Sayed (A0172)	-	200
Adam Trading (A0112)	-	(100)
Adarshanagar Jame Mashjid (A0205)	-	(149,425)
Ad Din Development Ltd.(A0063)	3,520	(326,950)
Adib &Brother(A0023)	618725	783,050
Adim Enterprise(A0050)	-	(250)
Advance Design & Development Ltd. (ADDL)	-	100,000
A.F.S. Quality & Niddle Fact	429,848	(200)
A.G. Steel Corporation (A0062)	71,200	404,000
Ahad Enterprise (A0013)	434,205	(345)
A.H.Enterprise (A0220)	862,000	-
A. Hossain Traders	-	200,000
Ahsan Enterprise (A0120)	-	1,062,000
Ahsa Uniq Plaza	-	662,000
A.J Chowdhury	-	(5)
Aj Corporation (A0007)	24,710,548	24,710,553
Ajmal Hossain (A0216)	(970)	-
Akash Traders(A0183)	-	52,100
Akbor Ali Morji	-	1,000
A.K. Builders(A0022)	5,572,350	6,376,915
Akhi Enterprise	-	141,748
Akter Hosen Custom Super(A0201)	-	12,750
Alam & Brothers	2,395,213	1,382,850
Alamgir Steel	-	200
Al-Amin Steel	5,188,594	4,889,594
Al-Baraka (A0103)	500	-
Al Baraka Enterprise	231,637	473,512
Al-Baraka Steel (A0121)	-	(200,000)
Al Faruque Bags Ltd (A0079)	-	(41,875)
Al-Habib Steel(A0178)	3,208,450	3,214,950
Al Haj Mostafa Kamal (A0215)	298,200	-
Alif Enterprise	-	(1,060)
Ali Steel House	(2,000,060)	(2,680,000)
Alkes Commissioner (A0080)	-	415,000
Allah Bhroshta Traders (A0221)	2,401,600	-
Al - Madina Furniture	-	(234)
Al-Modina Jame Mosjid(A0031)	149,318	149,425

	Amount in Taka	
	31-Mar-2018	30-Jun-2017
Al Modina Traders(A0047)	-	(1,973)
Alomgir	(4)	-
Alom Steel(S0110)	-	1,000
Alpha Steel(A0128)	(290,000)	(1,070,625)
Alta Syndicate	82,903,694	28,684,203
Al- Watan Garden(A0049)	-	70
A & M Architec	293,039	277,900
Amena & Co.	-	169
Amin Trading	860,613	926,613
Aminul Islam (A0097)	(940,920)	-
Aminul Islam Banija	750,480	464,200
Aminul Islam Rana	-	220
Amtranet Group	2,535,6655	(1,169,250)
Anan Enterprise (0104)	-	(940)
Angina Enterprise (A0033)	-	(170)
Anondo Timba Complex	-	2,600
Anowara Enterprise(A0060)	-	23,800
Anower Enterprise	573,763	537,400
Anower & Sons	-	38,860
Ansar Ali (A0160)	-	(2,500)
ANZ Propertise(A0137)	-	3
Apon Traders	507,770	42,500
APS Aperial Ltd.(A0180)	170,000	339,900
Arafat Enterprise (A0100)	230,000	498,000
Arafat Enterprise (A0200)	50,500	63,870
Arafat Trading (Khulna)_ A0059	851,200	(19,200)
Arakan Traders	790,370	1,000
Architectural & Structural Ltd(A0031)	-	(4,600)
A.R.Construction (A0081)	-	(3)
ARC Steel Corporation (A0092)	-	19,068
Arif Enterprise	150,000	253,649
Artistic Propreties Ltd (A0213)	1,708,144	-
A R Traders	-	(3,600)
Asha Enterprise (A0054)	450,000	727,620
Asha Uniq Plaza (A0074)	(1,122,704)	(652,630)
Ashiana Properties Ltd(A0041)	90,000	(87,800)
Ashraf Fakir (A0170)	-	(160)
Aslam Hosen (A0195)	-	(170)
Asma Akther (A0048)	-	(276)
Asraf Iron Store (A0011)	257,000	8,122
Asraf Traders (A0190)	-	(84,202)
Asraf Uddin (A0202)	-	(498)
Ataur Construction(A0040)	-	(209,000)
Ataur Rahman (A0090)	502,000	500,000
Ataur Traders	1,319,040	1,279,140
Atior Rahman(A0160)	-	(250)
Atique Enterprise(A0124)	115,500	114,111
ATM Builders	8,611	(450)
Aurna Corporation (A0076)	-	(400)

	Amount in Taka	
	31-Mar-2018	30-Jun-2017
AWR Real Estate	832,063	1,132,063
Aziz Vila (A0030)	-	(400)
Bablu & Brothers	-	1,500
Babul & Brothers	2,110	1,010
Babul Miah (B0031)	-	(50)
Bachhu Mia Complex(B0056)	-	650
Badal & Sons(B0070)	151,900	216,900
Badiul Alam	920,820	398,380
Baharul Islam	195,000	432,200
Banco Finance Investment B0052(TR)	790,210	1,077,000
Bando Eco Apparels(B0048)	-	100
Bangladesh Builders	618,580	616,425
Bangladesh Politechnical Inst.	-	505
Bangladesh Steel Agency(B0010)	377,000	251,647
Bangladesh Steel (B0059)	(696,877)	104,323
Bangladesh Steel Corporation	510,031	635,384
Bangladesh Trade(B0062)	593,500	342,350
Bank Valley (B0086)	186,829	-
Barik Brothers(K)	696,519	746,519
Barisal Cement	787,298	1,382,396
Barishal Steel Corporation	768,712	764,737
B.A.T Complex B0066	-	975
Beauty Trading	-	3,000
Beg & Brothers	(640,647)	(240,647)
B.G Corporation	2,494,957	813,437
B.G Corporation(Beribad)	(766,240)	468,260
Bhai Bhai#02	2,390,795	(687,705)
Bhai Bhai Construction (B0063)	(2,875,000)	-
Bhai Bhai Ent(Pubail)	1,869,557	1,217,557
Bhai Bhai Trade	(4,517,145)	890,175
Bhai Bhai Traders(Khulna-B0055)	4,802,557	904,000
Billah Traders (B0088)	670,200	-
Bishawjit Enterprise	(205,100)	355,900
Bismilla Enterprise (Mongla) B0068	-	(8,500)
Bismillah Engineering(B0067)Tr.	515,715	311,703
Bismillah Steel House	(107,000)	888,000
Bismillah Traders Tongi (B0013)	(171,994)	(166,000)
Bismillah Trading Cor.(B0025)	-	(1,494)
Bismilla Traders (B0021)	(79,610)	197,490
Biswanath Shaha	-	(8,750)
B.M Traders	-	(998)
Boby Kaligong(B0059)	-	13,750
Bogra Enterprise	-	(10)
Boishaki Traders (B0022)	57,992	(510,900)
Bokul Hossain(B0010)	-	(100,000)
Bondon Traders(B0073)	-	9
Borhan Uddin Miah B0069	-	200
Bozan Sarker (B0042)	51,009	150,800

	Amount in Taka	
	31-Mar-2018	30-Jun-2017
Bravo Apparel(B0030)	(19746)	17,244
Bricks & Bridges (B0051)	(1)	3,096
Brothers Steel (B0049)	(3,231,703)	(586,350)
Bs Traders	-	(2,000)
Build Asia B0053	1,444,580	1,378,500
Building Care Technology(B0038)	(155,709)	28,151
Cement Center	(580,380)	(578,940)
Central Motors(C0014)	(5,520)	-
Chaina Town	-	53,800
Champion Engineering	-	(19)
Chitra Impex(C0025)	-	(150)
Chowdhury Trading (Tr)	9,800,530	12,196,899
Chunno & Co. (C0013)	-	(45)
City Trade (Pvt) Ltd	82,000	75,000
Comilla Steel Corporation(C0010)	122,000	332,000
Commerce Corner	-	(41,255)
Continental Traders (Shahabuddin Cont.)	323,711	98,150
Cont. Md. Masum Billa(C0019)	-	(507)
Cont. Wahudjaman (C0003)	(70564)	(10,196)
Creativity Ltd (C0011)	-	(150)
Dada Engineering	507,041	265,691
Dada Enterprise	(241,500)	-
Das Traders (D0038)	(4,553)	(1,853)
Debakor Roy	1,366,203	1,386,116
Decent Apartment (D0003)	-	(1,325)
Decent Housing (D0016)	(2,325)	-
Delower Hossain	(300,735)	(300,735)
Delwar Traders (TR)	2,503,430	303,000
Desh Energy Chandpur Power Con. Ltd (D0041)	-	-
Dhaka Steel Corporation	(139,331)	123,670
Dhaka Trading	(174,601)	-
Dhali Propertise	-	(7,850)
Dhaly Construction Ltd.(D0007)	933,294	634,244
Digital Destination	(696,668)	(591,448)
Dipok Kumar Dev	110,000	11,100
Dipon Infrastructure Services Ltd (D0010)	(3,675,000)	(18,300,000)
Dird Composite	935,237	935,897
Doric Design & Development (D0014)	-	(660)
Dr. Muktadur Rahman (D0039)	256,650	-
Dui Bhai Enterprise	796,580	788,575
Dui Bhai Enterprise(D0020)	233,529	283,529
Easin (E0012)	-	(24,625)
Eastern Steel	-	85,349
Eathan Enterprise(E0009)	4,884,929	2,769,805
Edris Plaza(E0005)	-	4,000
Ekbal & Brothers (E0020)	53,000	219,410
Electro Venture	970,000	597,583
Elite Iron	566,453	768,460

	Amount in Taka	
	31-Mar-2018	30-Jun-2017
Elius Traders(E0014)	(608,525)	206,050
Engineers Steel Cor.(E0007)	-	586
Engr. Md Shohidulla (E0017)	(338,914)	-
Engr.Saiful(E0008)	-	100
Eng. Sayed (E003)	237,621	486,650
Envoy Textiles Ltd. (E0023)	365717	-
Ethen Enterprise (E0009)	(1,679,700)	-
Euro Builders	2,141,655	2,157,755
Fahad Enterprise	73,140	75,140
Fahim Tower	(1,765,648)	-
Faiza Enterprise (F0003)	(1,680,405)	100,000
Faizer Enterprise (F0009)	(161,100)	(100,000)
Farhad Hossain (F0017)	-	(51,750)
Far Holdings (F0011)	(762,980)	-
Fariha Steel Cor. (F0002)	(2,500)	412,000
Faruk Miah F0030	-	(1,000)
Fazlul Haque TradersJ(F0004)	365,000	287,482
Feraz Alom Foo31	(737,980)	(29,068)
Ferdousi Haque Reba (F004)	-	(24)
F H Traders (Tr)	20,663,666	20,664,966
Firoz Ahamed (F006)	-	100
Five Star Developer Ltd. (F0018)	(600)	-
Fm Engineers Associates	36,000	-
FNA Cold Storage Ltd	727,000	-
Friends Tower	33,770	83,770
Future Vision Developer	620,900	50
Galaxy Enterprise	-	9,900
Gazi Bangla Corporation (G0003)	-	(950)
Gazipur Iron	(1,491,100)	1,297,872
Gazipur Metal(G0013)	1,487,132	219,260
Gazipur Traders	3,996,034	4,087,087
G.B.B.Ltd	34,000	134,000
Generation Next Fashin's Ltd(G0023)	(1,549,000)	376,000
General Steel Buildings (G0015)	2,000	-
Generation Next Fashion's Ltd (TR)	1,649,000	3,028,000
G H Steel Cor (G0022)	1,171,500	1,271,500
G.M.Javed Traders(G0031)	-	2,000
G.M.,Javed Trading (Khulna) G0032	48,713	(1,887)
G.M .Steel Agency	32,832,119	33,466,399
G.M. Traders	-	50,600
Gold Wing Builders(G0010)	400,365	587,365
Good Luck Engr. Co. (G0018)	(150)	-
Grand Properties	1,439,200	1,162,967
Greenbay Develop.(G0005)	1,823,767	-
Green Builders (G0019)	(60)	2,100,000
Greenland Builders Ltd (G0011)	82,510	42,510
Green Traders	72,706	604,006
Green Traders Co.(G0016)	-	(506,300)

	Amount in Taka	
	31-Mar-2018	30-Jun-2017
Gumti Textiles Ltd	(5,223)	-
Gunjon Traders(G0002)	(2,200)	-
Hadia Trading(H0024)	(309,550)	(17,050)
Hafes Traders(Tangail)	61,700	867,700
Hailme Enterprise	-	(223)
Hamana Traders	-	166,366
Hamid & Sons(H0021)	-	(3,900)
Hamid Traders (H0029)	(1,122,584)	(1,842,700)
Hamid Traders (H0031)	4,456,850	3,467,650
Hamza Apparels Ltd	7,164,295	-
Hamza Chemical Ind.Ltd	(7,404,975)	-
Hanif Enterprise (H0007)	24,380	116,000
Hannan Enterprise	-	300
Hannan Traders(H0061)	241,000	299,580
Haque & Brother (H0042)	-	150
Haque Enterprise	544,635	504,390
Haque Shabe (H0038)	93,000	(1,750)
Haque & Sons (H0006)	10,580	3,000
Harun Enterprise (H0010)	-	(3,575)
Hasan Ali Traders(H0063)	1,135,600	250
Hasan & Associat Ltd.	1,966,350	2,840,342
Hasan & Sons	17,998,752	18,979,610
Hasmot Shajalal Enterprise	211,000	-
Hasnabad Traders	640,981	(5,142,411)
Hasnat Traders (H0025)	665,500	388,000
Hayat Mahmud Foisal	-	(250)
Hazera Builders (H0005)	-	200
Hazi Ali Hossain	(415,550)	(415,000)
Hazi Jubayer & Sons(H0081)	(21,635)	(21,635)
Hazi Siraj Khan	129,750	(250)
Hazi Traders	250,000	380,000
Hazrat Shah Jalal Ent	455,000	-
Heritage Real Estate (H0012)	(302,456)	380,244
H.K Trading	592,500	742,500
H.N.R. Corporation	250,930	471,930
Holy Homes Real (H0030)	518,450	3,000
Homestead Real Estate Ltd.	1,304,060	227,500
Homesteel Real State H0060	(1,304,060)	-
Honeyman Appt. Ltd (H0035)	-	(600)
Honey Trade Center(H0080)	(163,400)	(656,200)
Hossain Trading	922,250	2,322,250
H.S.Engineering(H0068)	1,247,600	(152,400)
Huda Traders (H0013)	200	-
Humayan Parvez(H0015)	22,500	22,500
Hyper Design	10,581	(9,919)
ICT Trading (I0017)	11,200	-
Imran Miah (I0014)	232,500	232,500
Imranul Islam Migha	(273,874)	(272,000)

	Amount in Taka	
	31-Mar-2018	30-Jun-2017
Imtiaz Ahmed 0016	76	-
Infratech Construction Company	500,000	2,500,000
Innovation Consultants & Engineers (I0009)	(78)	(2)
Inn Star Ltd	-	46,551
International Holding Ltd(I0002)	268,137	178,356
Iqbal Brothers (I0011)	296,200	287,800
Iqbal & Sons	236,818	188,818
Iqra Steel Corp.	-	(2)
Islam Enterprise (I0022)	1,000	-
Islamia Traders(I0007)	(226,810)	(226,500)
Islami Bank Foundation (I0003)	-	39,949
Islam Traders (I0005)	520,000	230,333
Ismail Bapari	532	250,250
I S R Plus (I0020)	1,994,500	-
Iv Rahman (I0001)	(3745)	56
Jahangir Alam(J0002)	-	(3,800)
Jahir Hosen(J0043)	16,802	16,800
Jahirul Islam Beg	-	(5,700)
Jahurul Enterprise	486,039	538,239
Jakir Enterprise (J0009)	-	173
Jaman Builders Ltd (J0016)	(2,327)	(1,500)
Jamshed Molla- Magura (J0048)	569521	-
Jamuna Enterprise (J0047)	369,250	-
Jamuna Future Park	7,275,550	8,909,454
Janata Steel	833,621	38,488
Jangir Traders (J0013)	-	(500)
Jarin Enterprise	(2,500)	(8,992)
Jasim Glass House(J0039)	-	(43,830)
Javed Oppenhaffen (Sales)	(2,804,408)	1,655,250
Jewel Enterprise(J0031)	(25050)	-
J.H.Steel(J0030)	162,184	248,105
J K Enterprise (TR)	-	(65,921)
Joardder Construction (J0020)	588,500	-
Johura Steel	400,488	629,500
Joint Venture Engr.(J0010)	1,739,062	4,279,050
Joydeb Shah(J0012)	369,225	367,425
Joy Enterprise	-	10,000
Julhas & Brothers (J0028)	11,910	4,510
Juventus Sopan (JV0046)	2367673	-
Kabir Trade Centre	-	2,717,673
Kabir Traders (K0002)	-	(350,000)
Kafi Uddin(K0055)	(390)	(180)
Kajol Traders(K0056)	-	145
Kalpo Traders	51,990	6,990
Kamal Ahmed	272,080	317,080
Kamal Auto Works(K0003)	314,600	(317,100)
Kamal Enterprise (K0070)	2,500	-
Kamrul Trading Corporation	(465,000)	240,000

	Amount in Taka	
	31-Mar-2018	30-Jun-2017
Kandari Properties(K0047)	50,300	300
Kapatakha Properties	514,587	694,587
Karim & Sons(K0046)	(954)	13,266
Kazi Abdul Mannan(K0055)	50,050	50
Kazi Enterprise	(1,239,400)	(310,200)
Kazi Enterprise(K0004)	(8,687,875)	(362,950)
Kazi Lutfor Rahamn (K0069)	30	-
Kazi Shakil K0019(Sales)	776,500	934,000
Kazi Steel Agency	126,043	126,043
Kbs Enterprise (Tr)	6,990	-
Khadiza Enterprise	150,078	78
Khan & Brothers (TR)	137,285,480	101,860,990
Khan Enterprise	87,300	500
Khan Iron (TR)	132,902,931	113,331,774
Khan Steel	(237,160)	344,440
Khan Traders (K0059)	310,150	(1,250)
Khan Trade System(K0044)	200,000	250,000
Khokon Traders (K0041)	49,800	7,000
Khondokar Properties	(313,000)	378,000
Khondokar Traders-Khulna(K0012)	1,106,500	-
Khorshed Alam (K0058)	(326,850)	(326,850)
Khorshed Traders (K0030)	328,150	328,550
Khulna Sales Center	(148,550)	(148,550)
Kingdoms Builders	1,418,011	1,802,011
Kismot Trading	86,553,505	31,886,846
K M Enterprise (K0001)	(444,325)	(443,925)
Knit Asia Ltd	129,787	329,787
Knit Industries Ltd (R0002)	404,560	584,560
Kobir Iron Store	49,500	(500)
Kohinoor Steel Corporation	796,592	1,180,592
Konabari Traders	107,608	27,608
Kowser Steel	65,175	15,175
KSS Knit Composite (K0021)	81,408	93,000
Kuddus & Sons	933,676	1,233,676
Kuddus & Sons Rangpur(K0049)	(585,200)	(587,200)
Lalin Store (L0004)	(195,177)	630,923
Lear Hossain (L0003)	212,710	12,710
LN Trading	(1,269,700)	287,100
Loknath Electric	(50)	-
London City Enterprise (L0007)	(651,000)	(4,000)
Lutfor Rahman & Sons	1,435,359	1,453,759
Maa Builders	156,430	6,430
Maa Enterprise	998,821	(1,484,479)
Maa Enterprise(Nikonjo)	1,667,742	5,403,142
Maa Steel	3,000	100,000
Maa Traders	1,775,628	1,982,238
Maa Traders(Mirpur)	1,358,360	456,900
Macca Trading	288,000	38,000

	Amount in Taka	
	31-Mar-2018	30-Jun-2017
Mahabub Rahman (M00400)	(95,000)	328,000
Mahabubul Alam	45,000	(5,000)
Mahafuz Traders (M0045)	2,353,500	2,331,200
Mahbubur Rahman	67,326	(357,674)
Mahfuz Trading (M0191)	(1,819,000)	(1,786,100)
Mahmud Enterprise (M0051)	700	6,300
M.A Irine	178,575	18,575
Malek Spining	125,885	266,885
Mama Vagina Enterprise(TR)	120,525,276	143,335,341
Mamun Ahmed(M0037)	-	(2,500)
Mamun Enterprise (M0193)	(52,253)	103,548
Manik Raton Trading (M0068)	1,312,200	1,312,200
Manik Trading(M0058)	43,825	(6,175)
Mannan Steel	843,437	893,437
Mannan Trading	553,950	573,950
Mark Builders Limited(M0072)	79,992	(8)
Mastar Traders (M0208)	(38,700)	611,789
Masud Ahmed	611,789	21,000
Masud Enterprise(M0134)	21,000	152,000
Masud Trading	(72,808)	29,192
Matri Traders(M0162)	(700,000)	(700,000)
Mayer Dua Enterprise M0178	148,225	(275)
MBD Steel (M0093)	99,610	(390)
Md.Helal Uddin(Uttara)M0174	-	50
Md. Mejo(M0010)	-	(1,000)
Md. Shahidullah	884,700	534,000
Meghna Agency	4,445,774	4,240,496
Meghna Steel	(1,993,115)	(1,635,015)
Meghna Trade Associates(TR)	70,095,481	81,747,385
Meharun Enterprise(M0153)	101,400	(600)
Mehidi Steel	345,608	765,608
Metcem Market Complex M0187	399,890	7,890
Metrocem Trade	4,732,232	5,470,872
M.H. Iron & Engi.	683,490	1,006,530
M.H. Traders (M0020)	-	(1,000)
Mila Store	(1,210,737)	(1,710,737)
Milon Enterprise(M0009)	293,500	(500)
Milon Traders (M0033)	(506,350)	(44,800)
Mine Uddin(M0099)	106,875	154,875
Minhaj Trading(Pabna)	(108,500)	602,900
Mir Enterprise (M0053)	-	100
Mitali Fashion	31,120	(15,880)
Mizan Trading	(13,861,245)	(13,858,245)
Mizanur Rahman	-	(835)
M.J. Steel	50,500	500
M.K Enterprise M0175	120,900	900
M.M. Brothers (M0015)	537,250	577,000
MM Enterprise	21,651	221,651
M. M Trading (M0070)	215,528	(21,972)

	Amount in Taka	
	31-Mar-2018	30-Jun-2017
Mobarak Hossain (M0125)	198,160	(1,840)
Modina Development (M0032)	359,460	-
Modina Enterprise	66,700	67,000
Modina Polime (203)	900,000	-
Modina Steel Cor.(M0145)	(147,250)	160
Modina Traders Bagerhat(M0164)	(279,000)	21,000
Modina Traders Dinajpur(M0012)	53,422	283,222
Modina Trading	(1,523,794)	(2,392,060)
Modina Trading Babu Bazar(M0138)	(547,200)	(649,200)
Modina Trading Bosila(M0143)	(2,605,142)	(3,277,530)
Modina Trading Hazi Kayes(M0159)	121,343	223,343
Modina Trading Home Dev.(M0163)	(194,363)	(274,500)
Modina Trading Kamrangirchor(M0054)	3,658,350	2,995,350
Modina Trading Khalsi(M0142)	3,909,572	5,606,192
Modina Trading (Lalbag)M0172	(1,688,053)	(2,469,968)
Modina Trading Narshingdi(M0160)	2,269,830	2,524,830
Modina Trading (Pagla)(M0156)	2,156,213	2,956,213
Modina Trading Purbachal(M0157)	(2,940,663)	(3,834,622)
Mohammad Ali (M0110)	10	10
Mohammadi Steel Works Pvt. Ltd (M0136)	16,606,538	21,394,218
Mohashina Enterprise	58,120	78,120
Mohibul Islam	238,690	(1,310)
Mojibor Rahman (Hasan) M0171	(220,430)	(675,380)
Mojibur Enterprise	124,700	221,700
Mokbul Hossain (M0029)	435,250	(500)
Molla Enterprise(Tongi)	(1,927,655)	(192,155)
Mollick Traders (M0101)	622,314	(1,086)
Mollik Enterprise	91,700	191,700
Momin Enterprise(M0008)	408,410	424,000
Mominul Haque (M0198)	49,950	(50)
Mondol Febrics Ltd (M0144)	(38,250)	-
Mondol Group (M0071)	765,075	-
Mondol Hardware(M0141)	(6,000)	-
Mondol Traders	(723,310)	1,771,810
Monir Hossain(Moo83)	28100	5,800
Monopoloy Properties Ltd (M0086)	97,280	(2,720)
Monoronjon Shaha	58,000	8,000
Moon Trade	51,000	1,000
Moqbul Enterprise	200	-
Moqbul Hossain (M0107)	(386,450)	-
Mosiuur & Sons(M0061)	1,802,618	3,386,653
Mostafa Construction (M0179)	2,651,560	2,772,000
Mostofa Kamal(M0007)	(564,874)	(174)
Mostofa (M0189)	(608,550)	-
Motin & Brothers (M0062)	256,000	6,000
Moulana Enterprise	117,000	17,000
Moulovi Bazar Trade Centre (M0083)	49,923	(77)
Mow Constructions (M0202)	300	-

	Amount in Taka	
	31-Mar-2018	30-Jun-2017
Mozid Jarina Foundation	276,000	576,000
M.P. Traders	694,805	1,344,805
M Rahman Builders	(922,000)	-
Mr. Salim (M0080)	56,002	156,002
MS.Construction Shorbarah Kari	36,600	138,600
MS Enterprise (M0115)	53,360	3,360
M.S. Trade Corporation	22,150	22,150
Mujahid Trading (M0028)	400,481	4,481
Mujamel Haque Trading(M0128)	254,050	50
Muktadur Rahman (M0138)	(202,050)	54,600
Mukter Enterprise	345,450	(66,550)
Mumu Trade Int.	2,185,443	2,685,443
Munna (M0023)	160,300	300
Munni(M0120)	99,998	(3)
Munsi Enterprise (M0013)	121,100	221,100
Murad & Co	24,485	123,485
Mutual Apparel (M0123)	406,000	-
Mutual Property Ltd	787,400	-
Nabi Trading (N0028)	(430,000)	-
Nadia Enterprise	89,000	2,000
Nahar Steel (18081)	(230)	(480)
Najat Electronics (N0027)	85,800	800
Nakib Homes	214,250	418,162
Nandonik Construction(N0057)	1,044,357	1,094,657
Nasir Tools (N0053)	62,280	(90,000)
National Development Engineers	3,053,875	3,045,625
Nazma Villa(N0026)	198,800	(1,200)
Nazmul Traders (N0010)	562,500	1,000
Nazneen (N0032)	178,023	23
Nazrul Islam N0065	223,350	550
Neel Kamol Propertise Ltd (N0052)	694,200	744,200
Neepex Accesories(N0044)	(800)	-
Nekjahan Enterprise (N0017)	556,375	-
New Engr. Workshop (N0003)	140,000	440,000
New Eshan Steel	332,400	352,400
New Gazipur Iron	419,000	518,000
New Kabir Enterprise(N0011)	228,250	391,900
New Kabir Trade Center H (K0061)	(121,210)	(2,550)
New Khan Enterprise	(312,000)	(1,726,719)
New M Chand Trading (Tr)	(1,726,719)	592,660
New Olympia (N0013)	172,660	56,000
New Rupali Enterprise	256,000	(2,000)
New Sultan & Sons	(2,000)	606
New Uttara Traders	606	373,700
Niaz Traders(TR)	5,141,984	8,111,734
Nil Komol Properties	(184,580)	(287,580)
Nipu Enterprise	(106,700)	-
Nirman Biponi	-	(992)
Nirman Enterprise N0002	686,500	(10,000)

	Amount in Taka	
	31-Mar-2018	30-Jun-2017
N.N. Builders Ltd.(N0023)	59,750	159,750
Nokshi Homes Ltd	120,000	305,000
Noor Corporation (N0067)	24,550	22,550
North Bangle Traders(N-0060)	(13,400)	-
Nourish Agro Ltd (N0054)	7,596,986	-
Nourish Feeds Ltd (N0058)	(5,106,428)	-
Nourish Gp Ltd	15,164	-
Nourish Poultry & Hatct (N0064)	1,170,890	-
Nova Enterprise	119,574	222,574
Novelty (N0073)	(19,000)	-
Nur Hossain(N0033)	220,400	400
Nur Md. Bhuiya(N0062)	390,500	500
Nur Steel Corporation	912,500	-
Nurul Haque(N0019)	198,000	(2,000)
Nurul Islam Khan (N0020)	120,000	(1)
Ocean Enterprise (O007)	(12)	-
Okhil & Brothers (O0004)	82,000	82,000
Olympia Moshjid (O0005)	353,750	93,750
One Propertise Ltd	212,836	2,836
Onima Enterprise (O0002)	260,900	360,900
Pabna Iron	739,587	51,837
Pacific Traders(TR)	129,229,196	150,212,364
Padma Associate & Engineering (P0024)	(6,987,500)	-
Padma Corporation (P0019)	1,775,000	2,075,000
Pal & Sons (P0005)	124,913	(88)
Paradise Steel House	100	(4,100)
Paramount Tex	207,032	407,032
Peace Valley	149,984	(16)
PF. Corporation (P0037)	80,001	-
Piter Corporation	118,115	(1,885)
Populer Enterprise	1,347,377	2,110,977
Posh Footwear Ltd (P0011)	785,500	1,285,500
Prachir Developer	220,100	100
Prantik Propertise Ltd.	(350)	(32,500)
Prime Corporation (P0021)	6,300	(43,700)
Prime Steel	7,500	58,500
Prime Sweater	214,004	514,004
Prince Enterprise (P0010)	(626,500)	(629,300)
Prince Properties	628,800	628,800
Prio Trading	457,076	5,478,276
Progoti Trading	5,583	7,583
Prominent Engineering P0031	(8,000)	-
Q N Islam (Litu)	238,902	638,902
Rabeya Trade	537,800	578,800
Rabin Printing	94,380	290,380
Radiant Engeering	(650,600)	-
Radwon Enterprise (R0049)	2,300	300
Rafeea Construction (R0019)	(1,029,160)	14,840
Rafi & Brothers	150,000	318,000

	Amount in Taka	
	31-Mar-2018	30-Jun-2017
Rafi Enterprise (R0052)	(389,451)	(380,000)
Rafiq & Brothers	(289,600)	1,281,900
Rafique Sajjad	503,900	517,500
Rafiqul & Brothers (R0091)	(361,900)	-
Rafi & Shahadat Enterprise (R0057)	363,370	938,900
Rahad Enterprise (R0094)	30,000	-
Rahat Enterprise (R0023)	91,000	-
Rahid Enterprise(TR)	161,850	(150,000)
Rahman & Associates	(60,551)	189,000
Rahman Monjil	109,988	311,850
Rahman Traders	(57,728)	(260,551)
Rahmat Ali(R0080)	(962,550)	(12)
Rajon	(1,785,198)	(1,049,763)
Rajon Miah (R0061)	1,977,970	457,450
Rajshahi Steel	113,500	172,900
Rajuddin Traders	630,000	516,000
Raju Enterprise (R0059)	(426,200)	5,000
Rami& Rafi Enterprise(Roo91)	(3,000)	(6,400)
Ramjan Traders	(6,400)	(3,000)
Rams Properties(R0061)	(740)	1,785,000
Rana Center	(281,462)	(1,400)
Rana Enterprise (R0032)	(330)	(281,462)
Rangpur Sales Center	287,100	(330)
Rathoi Enterprise(R0073)	(26,889)	500
Reaz Enterprise	181,440	(12,900)
Reedisha Food & Beverage (R0051)	100,250	118,011
Rezaul Bari	631,853	1,440
Ria Trade Int	314,425	250
Riaz & Co.	627,843	1,481,853
Ridoy Enterprise	(3,995)	(5,575)
Rima Enterprise (R0098)	2,500	(1,505)
Rimu Traders(R0062)	200,020	500
Riyad Enterprise R0079	248,600	(1,400)
Riya Enterprise (R0010)	919,501	-
R. K Traders (R0076)	199,820	441,123
RM Enterprise (R0031)	-	7,500
Robiul Alam (R0070)	260,793	(180)
Rose Creation Ltd.	80,000	100,000
Rowshan Enterprise(R0083)	520,000	10,793
Royal Abashan Ltd.	1,000	1,000
Royal Trading Corp. (R0096)	1,040,000	-
R.R. Developer	935,808	419,410
R R Entrprise(R0026)	213,340	663,340
R.S Trading	415,808	538,608
R T T Knit Industries Ltd. (R0002)	(466,425)	(459,225)
Rubel Enterprise (R0020)	1,003,093	1,043,693
Ruma Constraction	1,164,950	1,179,950
Rupa Enterprise(R0065)	217,500	(1,830)
Rupali Steel	(691,000)	50,000

	Amount in Taka	
	31-Mar-2018	30-Jun-2017
Rupali Traders (R0042)	194,800	(5,200)
Sabbir Enterprise (S0203)	293,600	-
Sadia Traders (S0124)	809,905	-
Safiqul Enterprise (S0201)	(900,000)	-
Safura Banu Enterprise (S0129)	(900,000)	(1,300)
Sagor Kundu	575,180	1,117,080
Saha Trading (S0122)	(2,268,620)	(1,000)
Saidur Rahman (S0123)	299,000	130
Saiful Enterprise	280,130	4,405
Saiful Islam	434,405	36,100
Saiful Islam Rajon	516,100	617,070
Saiful Islam S0167	329,070	(85,000)
Sajib Enterprise	415,000	(611,550)
Sajib International (S0014)	(131,550)	(234,450)
Sajid Enterprise	5,811,702	5,576,579
Sajid & Sons(S0147)	5,584,402	2,000
Sakib Steel	1,127,250	1,227,250
Sakib Traders (S0041)	927,250	1,302,200
S. Alam Ent(S0110)	1,260,325	117,600
Salam Hossain	17,600	1,034,000
Salam & Sons (S0023)	3,182,100	2,500
S Alam Steel Coporation	222,500	(2,000)
Salam Traders(S0057)	148,000	(27,200)
Salek Textile Ltd.(S0173)	222,800	35,130
Salim Enterprise (S0004)	4,180	290,954
Salim Hossain (S0179)	194,980	(156,000)
Salim Pervez	(56,000)	310,750
S. Alom Steel (S0110)	10,750	(118,400)
Samata Properties	899,790	924,790
Samim(S0156)	2,299,950	-
Sami Properties	2,550,000	333,500
Samira Steel Cor.(S0052)	133,500	10,000
Samir Properties	210,000	(406)
Samiul Hoque (S10565)	186,094	17,200
Sanawer Corporation(S0135)	317,200	(500)
Sara Parvin(S0015)	123,500	(280)
Sarker Business Centre(S0047)	49,720	500
Sarowar Hossain(S0163)	55,000	-
Sauni Apartment Ltd.(S0145)	210,000	51
Sawkat Trading Corporation(Sawkat Hossain)	4,420,079	3,435,124
Sayed Khaled Hossain (S0164)	1,980	(8,400)
Sayeed Traders(S0109)	608,991	607,415
Sazzad Enterprise(S0084)	609,415	103
Seven Circle(BD) Ltd(S0088)	(157)	612
Seven Star Electronics (S0213)	310,612	-
Sha Alam Store(S0113)	(6,000)	300
Sha Banijaly(S0115)	200,300	(288)
Shadesh Builders	199,712	668,806
Shafiqul Alam Steel & Re-Rolling	260,806	(292,775)

	Amount in Taka	
	31-Mar-2018	30-Jun-2017
Shafiqul Islam (S0046)	2,028,000	85,000
Shafiqur Rahman(S0148)	74,000	(1,000)
Shahabuddin Miah	(9)	216
Shahajalal & Co.	274,800	(45,200)
Shah Alam Sarkar(S0154)	49,450	150,450
Shahanaz Enterprize(S0096)	294,800	(1,000)
Shahara Suchana	144,490	(1,010)
Shahidul Mia (S0003)	199,991	(9)
Shahin & Brothers	130,050	50
Shahin Enterprise	111,880	(120)
Shahriar Steel (S0009)	(175,000)	(225,000)
Shajahan Ali (S0180)	9,800	529,800
Shakib Trading Cor (S0158)	(1,290,000)	(1,400)
Shamima Enterprise	693,050	1,950
Shamim& Co	551,600	755,600
Shamim Enterprise (S0206)	(3,807,100)	-
Shamim & Mamun Ahmed (S0211)	51,900	-
Shamin(S0065)	(414,850)	(132,850)
Shapla Traders (S0161)	(1,176,600)	(458,200)
Shapla Trading(Bogra)	2,326,848	2,527,950
Shapon (S0191)	190,550	90,550
Sha Poran Enterprise(S0054)	34,000	(1,000)
Sharif Enterprise	79,540	(460)
Sharif Md. Imam Uddin	118,200	(1,800)
Shawkat Mollah (S0039)	(89,235)	660,395
Shawn Traders	9,722	(14,210)
Sheikh Trading	(47,800)	(22,500)
Sherpur Iron & Stone(S0140)	90,500	(30,500)
Shikder Construction (S0068)	50,000	83,780
Shining Shadaw	784,667	798,167
Shipon (S0169)	102,000	2,000
Shipon Steel King (S0192)	1,051,300	-
Shirajul Islam (S0155)	(96,150)	(50)
Shitol Enterprise (S0063)	156,000	15,000
Shitol Enterprise (S0167)	(1,300)	-
Shoab Hossain (S0204)	100	-
Shofiqul Islam(S0034)	943,200	-
Shohidul Islam	(52,340)	(252,340)
Shopno Steel Corporation (S0095)	457,520	682,000
Showdesh Steel Corporation	54,660	434,660
Shown Traders- Hotapara (S0198)	798,000	-
Showrab Enterprise (S0053)	125,006	6
Shristy Enterprise(S0166)	455,250	455,250
Shuchana Developments Ltd. (S0078)	200,080	80
Siam Traders(S0146)	124,365	381,865
Siddik Karigori (S0005)	240,150	150
Siddiqur Rahman (S0019)	151,150	1,150
Sikder & Brothers	130,000	20,000

	Amount in Taka	
	31-Mar-2018	30-Jun-2017
Sikder Corporation	(229)	(204)
Sikder Traders (S0082)	(1,130)	-
Simanta Trading	1,168,699	1,198,949
Sinthia & Harun Enterprise(S0086)	(500)	-
Siraj Enterprise	(212,565)	(20)
S. Islam Traders(S0067)	74,700	(5,300)
S.K.L Trading (S0111)	44,000	(6,000)
S.L Traders(S0081)	(40)	644,600
S. M. Engineering (S0142)	354,000	329,000
S. M Traders	462,320	703,020
Soil Touch Prop.	100,080	80
Solar Electro BD. Ltd (S0121)	50,800	800
Sony Vander (S0073)	3,208,445	(1,655)
Soudi Bangla Group	120,050	50
South Asia Group	78,700	700
South Bangla Construction (S0093)	(24,000)	989,350
Sraboni Enterprise (S0197)	(10,000)	-
Sristy Enterprise	(171,000)	(452,000)
SSL Udayan JV	(1,788,000)	-
S S Steel Sales Centre	7,114,035	5,274,034
Stamcorp(S0193)	4,629,847	5,909,847
Starlite Service Ltd. (S0044)	1,771,084	3,496,614
Steel Sales Corner(TR)	80,959,422	78,016,439
Sumaiya Enterprise	(51,630)	(131,630)
Sundorom Homes	19,755	(5,245)
Sun Flower Enterprise	138,586	638,586
Sun Moon Traders(S0163)	82,999	(1)
Sunrise Enterprise (S0199)	(10,540,679)	-
Surma Traders (S0033)	(852)	(300)
Syed Mahbubur Rahman(S0176)	237,750	25,750
System Eng.(S0141)	(1,860)	-
Tabia Industries	60,050	10,050
Tahomina Enterprise(T0002)	79,200	(3,300)
Tahsin Trading & Sanitaty (T0020)	199,000	234,000
Taijul Islam (T0041)	157,000	57,000
T. Ali Enterprise (T0015)	19,000	1,348,000
Talukder Steel	3,431,329	1,338,779
Tamzirul Millat Madrasha	49,600	(400)
Tanjin Construction (T0017)	130,150	150
Tanzina Tanha (T0039)	114,000	520,000
Tara Miah Enterprise	25,000	260,000
Tasbia Trading	107,720	567,720
Taslim(T0026)	47,150	48,000
Teamtex Eco Apparels Ltd (T0019)	79,900	(100)
Tenha Dighi Enterprise (T00)	124,500	(500)
The Structure Designers(T0031)	-	107,000
The Radiant Eng (T0043)	2,183,673	-
Tofazzal Hossain	336,700	-
Tokyo Properties	(300)	-

	Amount in Taka	
	31-Mar-2018	30-Jun-2017
Total Trading (T0040)	1	(110)
Tower Hamlet Proposh Ltd T0032	792,650	1,650
Trade Home (Molla Wahiduzzaman)	131,000	1,000
Troyee Ent.	110,000	10,000
Trust Elevator World	634,500	409,500
Tulip Trade Centre	(71,313)	408,687
Turag Enterprise T0036	49,200	(800)
Turin Entrprise (T0008)	60,200	200
T.Y Traders (T0004)	50,500	500
Udayan Builders (U0010)	(264,920)	(920,000)
Udayan Engr. Corporation (U0011)	1,350,215	303,500
Union Develepment	3,725	199,725
Unique Steel Cor. (U0001)	726,700	727,900
United Builders	1,440,800	2,016,500
United Business (U009)	(104,000)	(500,000)
United Commercial Center Ltd(U0012)	307,040	-
United Traders	523,150	623,150
Uttara Abashan	44,500	4,500
Uttara Furniture (U0006)	(2,600)	(45,800)
Uttara Steel Cor. (U0007)	329,800	-
Uttara Steel (Jony) U0007	6,971	330,921
Vabna Traders	(1,070)	(900)
Vhai Vhai Traders, Mymensing, V0004	251,800	(453,000)
Vigor Roar Industries (V0006)	-	(250)
Vista Land & Life Scep(V0007)	(65,400)	87,800
Vulu Miya (V0008)	(7,245)	(39)
Wahid Construction	(19,500)	-
Wahid Salman (W0002)	104,000	54,000
Waterbond Shipyard BD. Ltd(W0001)	209,020	1,410,000
Westin Constructions (W0004)	(752,820)	(500)
Wraps Clothes Line Ltd (W0008)	753,000	-
Yousuf Hossain, Cut Piece(Y0006)	(91,500)	(191,500)
Zahir Trading	21,724	23,845
Zakir Hossain	36,099	61,099
Zakir Traders(Z0005)	-	(1,100)
Zaman Enterprise	114,600	4,600
Grand Total	<u>1,156,378,969</u>	<u>1,058,198,012</u>
8.00 Advances, deposits and prepayments		
Advances - Note 8.10	1,009,227,475	693,059,815
Deposits - Note 8.20	21,677,966	19,265,556
Fixed Deposit Receipt (FDR) with Bank Asia & NBL	123,590,458	70,862,091
	<u>1,154,495,899</u>	<u>783,187,464</u>
8.10 Advances		
L/C margin	148,504,345	80,106,531
Advance income tax - Note 8.10.1	92,442,734	73,605,016
VAT current account	2,969,536	2,823,425
Godown rent advance	6,754,772	7,039,691
Advance against salary	2,167,295	2,484,645
Advance against purchase	756,388,793	527,000,507
	<u>1,009,227,475</u>	<u>693,059,815</u>

		Amount in Taka	
		31-Mar-2018	30-Jun-2017
8.10.1 Advance income tax			
	Opening Balance	73,605,016	36,719,614
	Addition during the year	18,837,718	36,885,403
	Closing balance	92,442,734	73,605,016
8.20 Deposits			
	Bangladesh Oxygen Company Ltd	10,451	10,451
	Dhaka Electric Supply Company Ltd	2,411,242	2,411,242
	Titas Gas Transmission & Distribution Ltd	19,249,773	16,837,363
	Grameen Phone Ltd.	6,500	6,500
		21,677,966	19,265,556
Disclosure as per Schedule-XI, Part-I, of The Companies Act, 1994			
	Advance, deposits and pre-payments exceeding 6 Months	21,677,966	19,265,556
	Other advance, deposits & pre-payments less provision	1,009,227,475	693,059,815
		1,030,905,441	712,325,372
	Advance, deposits and pre-payments considered good & secured	1,030,905,441	712,325,372
		1,030,905,441	712,325,372
9.00 Cash and cash equivalents			
	Cash in hand	36,899,566	40,274,549
	Cash at bank - Note 9.10	15,440,014	91,949,560
		52,339,580	132,224,109
9.10 Cash at bank			
	Mercantile Bank Ltd, Motihjeel Br, SND-0158	196,500	755,712
	Southeast Bank Ltd, Banani Br, CD-5538	32,510	1,781,377
	Eastern Bank Ltd, Gulshan Br, CD-5302	215,914	48,759
	Jamuna Bank Ltd, Gulshan Br, CD-6945	110,286	601,825
	Bank Asia Limited, CD-7355	2,179	5,767,069
	Exim Bank Ltd, Uttara, CD-8217	12,394	3,092,594
	Islami bank Bangladesh Ltd	37,182	151,705
	Dhaka Bank Ltd	1,133,058	879,224
	One bank Ltd, Principal Br, CD-6432	49,999	49,834
	City Bank Ltd, CD	357,854	4,703,801
	City Bank Ltd, Gulshan, CD	108,502	108,997
	Dutch Bangla Bank Ltd,	955,789	43,520,382
	Pubali Bank Ltd	1,755,650	501,322
	Social Islami Bank Ltd	27,907	216,525
	AB Bank Ltd, Uttara Br, CD-6000	42,992	69,384
	Al Arafa Islami Bank Ltd	975,709	10,439,589
	NCC Bank Ltd, Motihjeel Br, CD-3819	61,998	226,959
	NCC Bank Ltd, Tongi Br, CD-0063	85,173	49,711
	National Bank Ltd, Banani	2,382,999	331,933
	National Bank Ltd	1,786,362	670,317
	NRB Commercial Bank Ltd, SND-0037	2,551,750	335,999
	United Commercial Bank Ltd	885,603	1,235,091
	Mutual Trust Bank Ltd, Uttara Br, SND-0532	796,354	535,632
	Southeast Bank Ltd, Banani Br, SND-1396	236,692	234,855
	Trust Bank Ltd, CD-1817	31,543	7,145,374
	Prime Bank Ltd, Garib-E-Newaz Br, CD-0315	607,115	8,495,591
	Total	15,440,014	91,949,560

(i) Cash balance was physically verified by the management and Bank balances are reconciled and found in order.

		Amount in Taka	
		31-Mar-2018	30-Jun-2017
10.00	Share capital		
10.10	Authorized capital		
	250,000,000 Ordinary Shares of Tk. 10 each	2,500,000,000	2,500,000,000
		2,500,000,000	2,500,000,000
10.20	Issued, subscribed and paid-up capital		
	220,000,000 Ordinary Shares of Tk. 10 each	2,200,000,000	2,200,000,000
		2,200,000,000	2,200,000,000
10.30	A. Position of shares holding as at 31 December 2017		

Name of the Shareholders	Nature of Shareholding	Nationality	Percentage (%)	Taka	Taka
Javed Opgenhaffen	Individual	Bangladeshi	31	692,000,000	687,000,000
Nabiha Yasmeen	"	"	11	233,206,880	462,704,880
Mohammad Shirajul Islam	"	"	2	50,050,000	50,050,000
NJ Holdings Ltd	Institutional	"	2	50,000,000	-
Md. Ahsan	Individual	"	5	100,000,000	-
Shorecap Holding Ltd	Institutional	"	5	99,910,000	99,910,000
Al Dewan Technical Services LLC	"	"	4	85,412,120	85,412,120
BMSL Investment Limited	"	"	4	81,510,000	80,010,000
Abaci Investments Limited (MDA)	"	"	3	71,240,000	60,940,000
Mahin Mahjabeen	Individual	"	3	60,010,000	60,010,000
Maruf Alam	"	"	3	60,010,000	60,010,000
Captain (Rtd) M Moazzam Hossain	"	"	2	50,050,000	50,050,000
J & J International Holdings Ltd	"	"	-	-	50,000,000
Fortune Wealth Management Ltd	Institutional	"	2	50,000,000	-
A J Corporation Ltd	"	"	2	50,000,000	50,000,000
Great Walls Land Property Ltd	"	"	2	38,800,000	38,800,000
People's Leasing & Financial Service Limited	"	"	1	31,300,000	31,300,000
E Securities Limited	"	"	1	31,300,000	31,300,000
Eashan E Moazzam	Individual	"	1	30,050,000	30,050,000
Mahbubul Hasan	"	"	2	35,000,000	35,000,000
M. Shefaque Ahmed	"	"	1	30,000,000	30,000,000
Equity Growth Limited	Institutional	"	1	29,500,000	29,500,000
Food Chain Asia Limited	"	"	1	22,500,000	22,500,000
Mr. Md. Salim Sarkar	Individual	"	1	20,000,000	-
Akram Hossain Md. Feroz	"	"	1	20,000,000	20,000,000
Alexander Lee	"	"	1	20,000,000	20,000,000
S.M. Saifur Rahman	"	"	1	20,000,000	-
Farzana Moazzam	"	"	1	18,800,000	18,800,000
Absolute Return Limited	Institutional	"	1	15,500,000	15,500,000
Capt. Saifur Rahman	"	"	1	15,000,000	15,000,000
Monjarin Jaman	"	"	1	15,000,000	15,000,000
Shoma Alam Rahman	"	"	1	12,500,000	12,500,000

Name of the Shareholders	Nature of Shareholding	Nationality	Percentage (%)	Taka	Taka
Impex Trading Co.	Institutional	"	0	10,000,000	-
Md. Arifur Rahman	Individual	"	0	10,000,000	-
Mohammad Ziaul Hossain	"	"	0	6,000,000	6,000,000
Rezaul Bari	"	"	0	5,050,000	50,000
Abdul Gani Sarder	"	"	0	5,001,000	5,001,000
M/S Tanvir Enterprise	Institutional	"	0	5,000,000	5,000,000
Mizanur Rahman Chowdhury	Individual	"	0	5,000,000	5,000,000
Ahad M. Bhai	"	"	0	3,000,000	-
Umma Kulsum	"	"	0	2,000,000	2,000,000
Baqi Billah	"	"	0	1,050,000	50,000
Abul Kalam Azad	"	"	0	1,050,000	50,000
Ulfat Kabir	"	"	0	1,050,000	50,000
Syed Shafqatul Baqi	"	"	0	1,050,000	50,000
Albab Ahmed	"	"	0	1,050,000	50,000
AAJ Ltd.	Institutional	"	0	50,000	50,000
Mehitab Hussain Khan	Individual	"	0	50,000	50,000
Wahid Salam	"	"	0	50,000	50,000
Aktara Khanam	"	"	0	50,000	50,000
Shahnaz Begum	"	"	0	50,000	50,000
Sayeeda Chowdhury	"	"	0	50,000	50,000
Kazi Shafina	"	"	0	50,000	50,000
Sefat-E-Mariam	"	"	0	2,000,000	-
Shariful Islam	"	"	0	200,000	2,000
Tarik Hasan	"	"	0	2,500,000	-
Total			100	2,200,000,000	2,200,000,000

B. A distribution schedule of the shares as at 31 December 2017 is given below:

Slabs by number of shares	Shareholders		No of Shares	No of Shares
	31 Dec 2017	30 June 2017		
1-1,000	-	9	-	200
1,001 - 5,000	7	23	35,000	65,000
5,001 - 10,000	-	-	-	-
10,001 - 20,000	1	-	20,000	-
20,001 - 30,000	-	-	-	-
30,001 - 40,000	-	-	-	-
40,001 - 50,000	-	-	-	-
50,001 - 100,000	1	-	100,000	-
100,001 - 500,000	11	1	2,475,000	500,000
500,001 - 1,000,000	5	1	3,605,100	1,100,100
1,000,001 - 5,000,000	20	1	47,125,000	42,525,000
5,000,000 Above	11	-	166,639,900	175,809,700
Total	56	35	220,000,000	220,000,000

11.00 Retained earnings

Opening balance	468,613,452	192,281,927
Transferred from revaluation surplus through use of assets (depreciation)	8,018,973	11,312,918
Addition during the year	225,971,947	265,018,608
Closing balance	702,604,372	468,613,452

		Amount in Taka	
		31-Mar-2018	30-Jun-2017
12.00 Revaluation surplus			
	Opening balance	736,849,102	748,162,020
	Addition during the year	-	-
		736,849,102	748,162,020
	Deferred tax on revaluation surplus	-	-
	Depreciation charged during the year	(8,018,973)	(11,312,918)
	Closing balance	728,830,129	736,849,102
<p>This transfer of revaluation was made in accordance with paragraph 39 of BAS 16 as the said amount of revaluation surplus has been accumulated in equity under the heading of revaluation surplus. Calculation of the amount is given in Annexure-A.</p>			
13.00 Tax holiday reserve			
	Opening balance	9,117,371	9,117,371
	Closing balance	9,117,371	9,117,371
14.00 Term loan			
	Bank Asia Ltd, Term Loan, A/C-00335017418 - Note- 14.10	372,362,320	411,257,363
	Nitol Motors Ltd. - Note- 14.20	6,123,802	8,129,456
	Infrastructure Development Finance Company, Ltd - Note 14.30	2,252,821	2,624,275
	Bank Asia Ltd, Term Loan, A/C 18310 Note- 14.40	45,613,981	-
	IDLC Finance Limited- Note -14.50	71,673,709	70,268,749
		498,026,633	492,279,843
	Current portion of term loan	58,470,967	94,862,342
	Non-current portion of term loan	439,555,666	397,417,501
14.10 Bank Asia Ltd, Term Loan, A/C-00335017418			
	Opening balance	411,257,363	490,609,223
	Loan received during the year	-	-
	Interest charged during the year	29,837,017	47,100,800
		441,094,380	537,710,023
	Payment during the year	(68,732,060)	(126,452,660)
	Closing balance	372,362,320	411,257,363
	Current portion of term loan	38,895,043	79,351,860
	Non-current portion of term loan	333,467,277	490,609,223

Loan Account

Limit amount	:	A/C No - 00335017418
Purpose	:	Tk. 490,000,000
Sanction date	:	For Restructuring of Plant & Machinery.
Interest rate	:	25-May-2016
Security	:	10.5%
Tenure	:	Mortgage of machineries and 7.5887 acres of land situated at Mouja-Isarkandi, Ghacha & Masimpur, PS-Tongi, Gazipur
	:	5 years

		Amount in Taka	
		31-Mar-2018	30-Jun-2017
14.20 Nitol Motors Ltd.			
Opening balance		8,129,456	13,453,733
Loan received during the year		-	-
Interest charged during the year		1,332,973	1,912,004
		9,462,429	15,365,737
Payment during the year		(3,338,627)	(7,236,281)
Closing Balance		6,123,802	8,129,456
Current portion of term loan		2,338,987	5,324,277
Non-current portion of term loan		3,784,815	2,805,179
14.30 Infrastructure Development Finance Company Ltd			
Opening Balance		2,624,275	-
Loan received during the year		-	3,000,000
Interest charged during the year		256,791	392,130
		2,881,066	3,392,130
Payment during the year		(628,245)	(767,855)
Closing Balance		2,252,821	2,624,275
Current portion of term loan		255,878	837,660
Non-current portion of term loan		1,996,943	1,786,615
14.40 Bank Asia Ltd, Term Loan, A/C-18310			
Opening balance		-	-
Loan received during the year		50,000,000	-
Interest charged during the year		2,964,681	-
		52,964,681	-
Payment during the year		(7,350,700)	-
		45,613,981	-
Current portion of term loan		4,386,019	-
Closing Balance		41,227,962	-
Limit amount	:	Tk. 50,000,000	
Purpose	:	For install Sub-station, plant, steel fabrication etc.	
Sanction date	:	27 July-17	
Interest rate	:	9.5%	
Security	:	01 (one) post dated cheque covering the loan.	
Tenure	:	5 years	

		Amount in Taka	
		31-Mar-2018	30-Jun-2017
14.50 IDLC Finance Limited			
Opening balance		70,268,749	13,617,294
Loan received during the year		14,000,000	66,000,000
Interest charged during the year		6,463,169	3,356,293
		90,731,918	82,973,587
Payment during the year		(19,058,209)	(12,704,838)
Closing Balance		71,673,709	70,268,749
Current portion of term loan		12,595,040	9,348,545
Non-current portion of term loan		59,078,669	79,617,294
Limit amount	:	Tk. 14,700,000	
Purpose	:	For purchase of 3 Unit Nissan TX Hard Jeep & 1 Unit Pick Up	
Sanction date	:	24 November 2015, 06 December 2015, 12 April 2015	
Interest rate	:	12.75%	
Security	:	Dhaka Metro-GHA-17-0579, 0580, 0517 & Dhaka Metro THA-13-3669	
Tenure	:	5 Years	
15.00 Trade and other payables			
Opening balance		321,044,699	145,685,022
Addition during the year		1,195,768,121	1,803,804,483
		1,516,812,820	1,949,489,505
Payment during the year		(1,284,300,646)	(1,628,444,806)
Closing balance		232,512,174	321,044,699
15.10 Trade payables			
The above balance has been made up as under:			
Ajay Syscon Pvt Ltd, India.		-	(6,724)
Ali Traders (TP)		89,315,744	85,701,513
Allied Iron Products Pvt Ltd		31,993	1,812,135
Atibir Industries Com. Ltd, India		7,738,776	5,869,461
Bashar Enterprise		700	700
B.F.L. Traders		5,217	5,217
B.F.R.S (UK) Ltd UK		(784,616)	(784,616)
Bharat Engineering Works		(2,747,966)	12,284,354
Bismillah Engineering Works		278,665	402,565
Bismillah Traders(TP)		(423,778)	(423,778)
Boisakhi Enterprise		1,670	1,670
Bravo Apparel Manufacturer Ltd (TP)		2,139,330	-
Brothers Fabric		(18,300)	(18,300)
Bunty Overseas Ltd, India		177,762	3,634,001
Chowdhury Trading(Tp)		(19,806,115)	(36,872,000)
Comercio De Ferro Arevalo and Junior Ltd, UAE		4,941,567	-
Coretrans Commercial Singapur		4,929,465	-
Corona Services Ltd.		(22,470)	(22,470)
Corona Tructors Ltd.		939	939
Crane Tex India		(369)	(369)
DAT-ARBANTIS, FRANCE		(80,428)	(80,428)
D.B. Machine Tools, India		(482,104)	(482,104)
Deem Rolltech Ltd, India		12,019,644	1,157,937
Delwar Traders(TP)		(64,535,030)	32,970
Dinar Iron Store		36,719	36,719
Eloquent Exim Pvt Ltd		2,324	2,324
Energypac Power Generation		(3,224,077)	(1,349,077)
Enviro Solution System, India		178,640	178,640
Faisal Business Solution		100	100
Fu Wang Ceramics Industries Ltd (Tp)		1,386,020	-

	Amount in Taka	
	31-Mar-2018	30-Jun-2017
Gayson & Company Pvt Ltd	193,839	6,350,195
Grameen Iron	3,645,498	988
Hazi Islam Steel Mills Ltd (TP)	(5,159,815)	(5,159,815)
Hitec Industries Co. Ltd	3,364,017	1,670,077
H.R Enterprise	985	985
H.S. Global, India	7,658,308	48,470,643
IFAD Autos Ltd	(245,431)	(253,581)
Jahangir Iron Steel House	(735,355)	(520,375)
Jessore Iron	175,050	28,300
J & J Holdings International Ltd(TP)	348,130	348,130
Khan & Brothers (TP)	2,423,573	45,514
Khan Iron (TP)	1,864,883	2,669,883
K M Enterprise(TP)	(1,519,992)	-
Maa Sanetary Agency	100,000	100,000
Maithan Ispat Limited	17,099,959	37,138,382
Mama Vagina Enterprises(TP)	(275,049)	(275,049)
Mamun (Scrap)	1,117,770	1,129,365
Meghna Trade Associates	11,019,254	6,829,504
MGK International Inc, USA	41741863	4,694,984
Mohammadia Auto Mobile	748	748
Mohammadia Iron Industry	400	400
Mohammadi Steel Works Ltd	7,175,050	2,480
Montaha Steel Mills Ltd	1,240	1,240
Nasir & Sons (TP)	95,760	95,760
Niaz Traders(TP)	69,768	69,768
Pacific International (TP)	(1,810,040)	1,925,580
Pacific Traders	4,366,080	(49,400)
Padmini Industries Ltd. India	850,042	850,042
Prio Trading (Tp)	(360,800)	-
Prisma Commercial Exportadora De Oleoquimicos Ltd	8,657,019	-
Prolific Asia	41	41
Quality Steel	851,958	851,958
Rahid Enterprise(TP)	163,425	(92,562)
Rana Enterprise	1,785,412	1,785,412
RAS Export Ltd, UK	(69,873)	(69,873)
RFR Comercio E Reciclagem De Metais, Singapore	12,244,659	24,589,231
Ricova International Inc. Canada	9128229	5,984,899
RKG International FZE, UAE.	(1,205,384)	(7,542,131)
Sajid Construction	420455	137,460
Salam Steel Re Rolling Mill (Pvt) Ltd	(122,800)	(122,800)
Samah Razor Blades Ind. Ltd.	776,190	776,190
Saraf Trexim Ltd, India	23,265,697	31,398,140
Selected Technological Supplies, Italy	3,964,124	2,193,740
Setecx Industries Ltd	(354,775)	4,876,068
Shahriar Steel (TP)	(45,024)	(45,024)
Shanghai Pinxing Explosion Proof Motor Co Ltd.	823,418	823,418
Sharmin Plastic	(4,757)	(4,757)
Shibuya Sakura Industries (S) Pte Ltd, Singapore	9,580,625	(8,704,878)
Shyam Steel Manufacturing Ltd, India	(432,625)	-
Singapore Piling Shouth Point	107,480	107,480
Sonata Gen Trading FZC, UAE	1,483,202	1,483,202
S.S. Enterprise	(1,866,365)	(1,866,365)
Stamcorp International PTE Ltd.	26,858,524	90,429,925
Steel Sales Corner	8,151,226	(12,916,651)
Stemcor (S.E.A) PTE LTD, Singapore	1,422,751	9,244,902
Sun World Wide General Trading LLC, UAE	170,235	170,235

		Amount in Taka	
		31-Mar-2018	30-Jun-2017
	Swati International India	(853,477)	-
	Techno Venture Ltd	(2,028)	(2,028)
	Thyssenkrupp Elevator (Korea) Ltd. Korea	2,417,400	2,417,400
	Vandary Iron	500	500
	Weber Power Solutions Ltd.	963,769	506,000
	Zahir Steel (Tp)	(35,526)	(2,612,826)
	Z.A Sapan Enterprise	2,267	2,266
	Grand Total	232,512,174	321,044,699
16.00	Accrued expenses		
	For Revenue expenses - Note 16.10	129,157,660	94,721,645
	For capital expenditure - Note 16.20	43,640,979	5,053,459
		172,798,639	99,775,105
		Amount in Taka	
		31-Mar-2018	30-Jun-2017
16.10	For revenue expenses		
	Salary & wages	20,662,389	18,494,610
	Electric bill	7,983,746	3,005,077
	Elite paint & Chemical Industries Ltd	7,144	7,144
	Emon fire fighting equipments	(6,216,764)	80,510
	Director's remuneration	1,300,000	1,200,000
	Magnito digital	279,914	279,914
	Gas bill	29,569,446	22,195,457
	Gentech energy	6,500	6,500
	Paramount Insurance Co. Ltd	5,604,745	3,685,515
	Osman Goni Enterprises	(107,207)	-
	Audit fees payable	187,500	322,500
	Aiman refrigeration	25,500	25,500
	Automation drive & controls	225,650	-
	Automation Power Generation Ltd	101,679	201,679
	AN Electric & Technology	17,500	17,500
	Classic business & logistic services	42,500	215,000
	Corona Oil & Lubricant	225,642	152,696
	Cyber Plaza, IDB Bhaban	(42,390)	-
	JRT Power Electric	(12,000)	-
	Al-noor computer	(39,430)	50
	Jahanara power engineering	158,585	158,585
	Jahan Trading Corporation	(492,850)	1,231,600
	J K International	(2,200,403)	-
	A K C & F LTD.	12,843,934	12,843,935
	D S Impex Cc. Bangladesh	4,551,355	12,551,355
	Islami Insurance Bangladesh Ltd	48,764	48,764
	Sabbir Engineering Works	440,000	440,000
	Kobirul Islam	30,000	30,000
	Hussain Farhad & Co	50,000	50,000
	Megatherm electronics ltd	13,194,235	264,375
	Mim Enterprise	193,344	148,850
	Nixmo Tech Ltd	10,000	10,000
	ISC Enterprises	50	50
	Monna enterprises	(578,972)	-
	Metro Auto bricks	68,194	68,194
	Salman Re-Factories	122,800	122,800
	Rina C & F Centre	137,782	137,782
	Ruhul Ameen (Advocate)	16,500	16,500
	Savar Refectories Ltd	(1,356,313)	321,395
	Suma Fibre House	40,550	40,550
	SPH Corporation	463,053	468,050
	Bangladesh General Insurance	97,067	97,067

Bondon	45,000	15,000
Emerging credit rating Ltd.	500	500
Global way C & F	(24,276,062)	154,851
Withholding Tax payable	740,946	424,304
Bangladesh digital scale technology	(20,000)	120,000
Bismillah bhandar	516,000	516,000
Chameli eng. Works Ltd.	(17,700)	30,000
Bhai Bhai Automation & Body Builders	1,000	1,000
D Enterprise	319,100	265,500
DVC Enterprise	(113,500)	57,000
Hozrat Mohasen Aulia Eng.	(23,000)	52,000
HR Transport	(417,000)	219,500
Iqbal & Brothers	597	417,597
Fair Play	48	48
Ixony Eng. Ltd.	132,750	117,250
Jamal chemical	67,890	57,425
Magura traders	258,720	134,100
Mannan steel	164,000	164,000
Moshiur & sons	280,000	242,000
Masud ID traders	17,500	17,500
Micro electronics	55,000	55,000
Micro tools & machenaries	387,600	387,600
Maa Enterprise	1,071,500	166,000
Moli trading cor.	480,120	267,840
Next eng. & power	1,213,371	546,453
Haque Trade International	391,638	180,760
Rangs Petroliam limited	370,280	401,920
Ratul enterprise	46,016	55,589
Shahajan ali	529,800	529,800
Natural Cool Air Conditioning & Eng.	-	142,000
Onix Computer System	50,000	50,000
Power Control Eng.	-	63,200
The Pacific Trade Centre	87,000	137,000
M M Cargo Service	54,465,102	7,463,755
Shumi enterprise	(60,978)	71,837
SQ Wire & cables co. Ltd.	7,344,799	69,783
BBS Cable	409,952	679,590
BS Pattern and engineering works	50,700	50,700
Olympic Textile Mills Ltd.	(578,986)	-
Central Insurance Bangladesh Ltd.	433,793	433,793
Asia fuel station	(2,321,543)	-
Bangladesh Telecommunication Company Ltd. (BTCL)	33,164	33,164
Building Technology	6,000	6,000
Bismillah Iron Store	268,095	624,980
Bismillah Steel King	(105,938)	-
Access Tel	(23,292)	-
Comilla Carrier Service (c&f)	(398,000)	-
Green Delta Insurance	213,160	-
Shikder Insurance Co. Ltd	(711,563)	-
Spark International	65,440	-
Sujon Enterprise	(12,725)	-
Telnet Communication	(200,000)	-
Hasina Enterprise	275,614	-
Alvee Enterprise	20,000	-
Balal Enterprise	(13,468)	-
Chatkhil Transport	(35,500)	-
Eng Md Afjaul Islam	80,000	-
Flora Ltd	(8,000)	-
Crystal Insurance Company Ltd.	(2,108,646)	-
Innovative Engineering	696	-
Energy Control & Engineering Ltd.	178,392	-
Global Marketing Company Ltd.	(50,000)	-

High Tech Communication	1,359,660	-
Jahidul Enterprise	(64,786)	-
Khan Enterprise	340,000	-
Rakib Enterprise	(130,000)	-
Talukder Logistic Cargo Service	296,000	-
Tamim Tyre & Battary	(99,000)	-
Waiver Transort	(112,000)	-
Zahir Enterprise	(74,000)	-
Mahbub Alam Engineering Works	204,000	-
Mim Automobile & Body Builders	(100,000)	-
Mollik Traders	616,900	-
Morsalin Traders	6,205	-
New Business Center	11,400	-
Next Power Engineering	546,453	-
Nilmoni Printing	51,000	-
Omor Engineering Works	(25,000)	-
Parvej Enterprise	3,000	-
PNL Holding Ltd	(557,000)	-
Progressive Energy	(325,000)	-
Shuvo Enterprise	(190,400)	-
Vubon Printing	456	-
Yousof Aluminium & Fabrics	4,000	-
ZR International	(199,152)	-
Bismilla store, Khilgaon	359,803	359,803
	129,157,660	94,721,645

All accrued expenses were paid on regular basis.

Salary and Allowances for the month of March 2018 has been paid in subsequent month.

16.20 For capital expenditure

	Purpose		
Kaltimax energy	Plant & machineries	550,212	-
ABB Ltd	"	2,281,564	1,497,000
BD Marine & Electric	"	384,000	-
Kaltimax energy, Singapore	"	52,419,605	2,197
AS Power & Distribution	"	50	50
S & Associates	"	175,500	-
Xinxian Degong-Mochael Lee	"	1,226,751	-
Shangdhon Tavor Machinery Co. Ltd	Plant & machineries	1,566,883	1,566,883
PPRM, India	"	(1,336,335)	377,448
RPM Motors	"	423,873	423,873
A & M Architech	CCM plant	373,000	373,000
Electromech Automation & Engineering	Installation	177,974	10,060
Marksman international blue ocean ltd	"	18,000	18,000
Packard Engineering Ltd	"	289,343	203,239
R K Enterprises, Kolkata, India	Plant & machineries	(15,119,145)	-
Vega Controls Ltd, India	"	35,000	35,000
Wesman Export India	"	(21,977)	-
World Star Overseas Capital	"	-	350,069
World Star (China)	CCM plant	80,000	80,000
Zhengzhou Jinmai Weighing App Co Ltd	Plant & machineries	116,640	116,640
		43,640,978	5,053,459

		Amount in Taka	
		31-Mar-2018	30-Jun-2017
17.00	Short term loan		
	Cash Credit (Hypo) - Note 17.10	842,653,597	813,124,222
	Bank Asia Limited, Demand Loan - Note 17.20	504,235,000	456,367,774
	Bank Asia Ltd, Term Loan, A/C-00335017792 - Note- 17.30	11,182,616	68,519,056
	Hajj Finance Company Ltd. 1298 - Note 17.40	38,358,528	-
		1,396,429,741	1,338,011,052
17.10	Cash Credit (Hypo)		
	Overdraft (Bank Asia Limited, Principal Office Branch)	574,338,931	561,737,130
	Overdraft (National Bank Ltd)	268,314,666	251,387,092
		842,653,597	813,124,222
17.20	Bank Asia Limited, Demand Loan		
	Opening balance	456,367,774	-
	Loan received during the year	909,014,886	-
	Interest charged during the year	35,435,971	-
		1,400,818,631	-
	Payment during the year	(896,583,631)	-
	Closing balance	504,235,000	-
17.30	Bank Asia Ltd, Term Loan, A/C-00335017792		
	Opening balance	68,519,056	-
	Loan received during the year	-	100,000,000
	Interest charged during the year	3,205,259	3,778,656
		71,724,316	103,778,656
	Payment during the year	(60,541,700)	(35,259,600)
	Closing balance	11,182,616	68,519,056
17.40	Hajj Finance Company Ltd. 1298		
	Opening balance	-	-
	Loan received during the year	50,000,000	-
	Interest charged during the year	3,254,437	-
		53,254,437	-
	Payment during the year	(14,895,909)	-
	Closing balance	38,358,528	-
18.00	Provision for income tax		
18.10	Current tax		
	Opening balance	98,952,054	77,314,448
	Provision made during the year	78,429,743	28,649,649
		177,381,797	105,964,097
	Payment/adjustment during the year	-	(7,012,043)
	Closing balance	177,381,797	98,952,054
18.20	Deferred tax liabilities		
	Deferred tax is recognized in accordance with the provision of BAS -12 "Income Taxes" is arrived as follows:		
	Opening balance	295,672,404	274,015,567
	Add: Amount provided for the year	43,247,459	21,656,837
		338,919,863	295,672,404
	Adjustment during the year	-	-
	Closing balance	338,919,863	295,672,404

	Accounting Base	Tax Base	Temporary Differences
At 31 March 2018			
Property, plant & equipment's			
Cost	1,945,939,527	1,166,087,480	779,852,048
Revaluation surplus (excluding land)	188,490,417	-	188,490,417
Total	2,134,429,945	1,166,087,480	968,342,465
Applicable tax rate			35%
Deferred tax liability/(assets)			338,919,863
At 30 June 2017			
Cost	1,656,407,731	1,008,138,823	648,268,908
Revaluation surplus (excluding land)	196,509,389	-	196,509,389
Total	1,852,917,120	1,008,138,823	844,778,297
Applicable tax rate			35%
Deferred tax liabilities			295,672,404

As per BAS-16 "Property, Plant and Equipment" deferred tax has been calculated for revaluation surplus. Deferred tax has been arranged on the basis of balance sheet liability method.

	Amount in Taka	
	31-Mar-2018	30-Jun-2017
19.00 Provision for WPPF and welfare fund		
Opening balance	35,754,970	18,594,154
Net profit before distribution of WPPF and Welfare Fund	365,031,607	331,091,349
	365,031,607	331,091,349
Contribution to WPPF and Welfare Fund @ 5%	17,382,457	15,766,255
Interest applied	2,011,217	1,394,562
Closing balance	55,148,645	35,754,970

Interest has been charged at 2.5% higher than the bank rate for utilizing the balance of Fund by the company as per section 240 of The Labour Act, 2006 as amended in 2013.

	Amount in Qty. (Kgs)		Amount in Taka	
	1 Jul 2017 to 31 Mar 2018	1 Jul 2016 to 31 Mar 2017	1 Jul 2017 to 31 Mar 2018	1 Jul 2016 to 31 Mar 2017
20.00 Revenue				
Sales	41,798,127	52,257,628	2,291,715,121	2,194,820,382
Less: VAT	-	-	19,863,752	20,968,929
	41,798,127	52,257,628	2,271,851,369	2,173,851,453
21.00 Cost of goods sold				
Raw materials consumed	37,498,927	48,296,426	1,120,372,179	1,246,831,202
Carriage inwards			41,325,876	36,475,228
Salary, wages and allowances	-	-	47,702,296	42,310,398
Factory overhead - Note 21.40	-	-	346,828,766	276,377,236
Cost of Production	37,498,927	48,296,426	1,556,229,117	1,601,994,064
Opening work-in-process	6,785,644	9,960,447	214,901,356	293,833,191
Closing work-in-process	(5,270,588)	(6,896,700)	(207,503,066)	(259,936,626)
Cost of goods manufactured	39,013,983	51,360,173	1,563,627,407	1,635,890,629
Opening finished goods	9,795,385	11,197,854	322,708,184	369,343,376
Cost of goods available for sale	48,809,367	62,558,027	1,886,335,591	2,005,234,005
Closing finished goods	(7,011,240)	(9,795,385)	(280,519,730)	(357,727,447)
	41,798,127	52,762,642	1,605,815,861	1,647,506,558

	Amount in Qty. (Kgs)		Amount in Taka	
	1 Jul 2017 to 31 Mar 2018	1 Jul 2016 to 31 Mar 2017	1 Jul 2017 to 31 Mar 2018	1 Jul 2016 to 31 Mar 2017
21.10 Raw materials (scrap) consumed				
Opening inventory	28,440,201	20,924,551	716,408,662	612,043,129
Purchase during the year	32,712,595	34,838,378	1,083,114,005	787,344,208
Total materials available	61,152,795	55,762,929	1,799,522,667	1,399,387,337
Closing Inventory	(24,594,842)	(21,745,497)	(753,585,968)	(636,055,793)
	36,557,953	34,017,432	1,045,936,699	763,331,544
21.20 Raw materials (billet) consumed				
Opening Inventory	-	-	-	-
Purchase during the year	940,974	14,278,994	41,751,008	446,218,574
Total materials available	940,974	14,278,994	41,751,008	446,218,574
21.30 Raw materials (chemicals) consumed				
Opening inventory			3,180,629	8,816,923
Purchase during the year			35,617,649	33,796,373
Total materials available			38,798,278	42,613,296
Closing Inventory			(6,113,806)	(5,332,212)
			32,684,472	37,281,084
			Amount in Taka	
			1 Jul 2017 to 31 Mar 2018	1 Jul 2016 to 31 Mar 2017
21.40 Factory overheads				
Depreciation - Annexure-A			79,846,442	50,953,127
Insurance premium			2,255,481	4,693,098
Gas Bill			119,604,848	102,679,168
Electricity			39,620,862	42,221,802
Fuel & lubricants			4,360,869	4,404,203
Fire bricks, clay, electrodes			12,198,979	15,293,446
Repair & maintenance			22,165,999	20,500,541
Stores & spare parts - Note 21.50			51,010,949	18,477,068
Cylinder gas & oxygen			3,020,280	3,203,635
Labour charges			12,744,057	13,951,148
			346,828,766	276,377,236
21.50 Stores & spare parts consumed				
Opening inventory			64,959,700	42,967,828
Purchase during the year			58,609,189	41,480,683
Total spare parts available			123,568,889	84,448,511
Closing inventory			(72,557,940)	(65,971,443)
			51,010,949	18,477,068
22.00 Operating expenses				
Director remuneration			7,200,000	7,200,000
Salaries & wages			37,069,626	42,571,949
Car maintenance			2,023,850	2,534,995
Conveyance & allowances			171,307	299,102
Postage & couriers			15,503	23,053
Renewal & registration			2,129,235	1,731,015
Legal fees & other professional charges			4,610,237	6,451,736
Printing & stationery			343,202	280,155
Audit fee			1,026,250	287,500
Entertainment			2,843,471	4,670,859
Telephone & communication			924,480	1,015,970
Traveling & conveyance			539,501	921,550
Business promotion			23,208,956	19,655,493
Office maintenance			1,272,880	528,477
Depreciation - Annexure-A			8,871,827	5,661,459
			92,250,325	93,833,313

Amount in Taka	
1 Jul 2017 to 31 Mar 2018	1 Jul 2016 to 31 Mar 2017

26.00 Information based on per share

22.10 Director's remuneration

Remuneration	4,800,000	4,800,000
House rent benefit	2,200,500	2,200,500
Medical allowances	127,500	127,500
Conveyance	72,000	72,000
	7,200,000	7,200,000

Article 91 of the Articles of Association of the company allows payment of remuneration to Directors of the company. No other remuneration or special payment except as mentioned above was made to the Directors during the year under audit.

Amount in Taka	
1 Jul 2017 to 31 Mar 2018	1 Jul 2016 to 31 Mar 2017

23.00 Selling and distribution expenses

Advertisement	973,232	1,131,421
Travelling & conveyance	601,705	780,778
Discount & commission	4,424,951	5,369,835
Salary & allowances	15,475,115	14,514,052
Entertainment	384,397	691,168
Labour	3,350,859	9,631,076
Warehouse expenses	8,331,364	6,122,464
Truck maintenance & delivery expenses	24,114,995	19,743,776
	57,656,618	57,984,570

24.00 Financial expenses

Interest on cash credit, Mutual Trust Bank Ltd	-	-
Interest on cash credit, Bank Asia Ltd	42,052,376	50,112,144
Interest on Hajj Finance	3,242,362	-
Interest on Demand Loan - City Bank	4,788,266	-
Interest on cash credit, National Bank Ltd	24,042,451	-
Interest on demand loan, Bank Asia	35,435,970	13,622,921
Interest on demand loan, Mutual Trust	-	265,886
Interest on LTR loan	-	3,270,368
Interest on term loan, Bank Asia	35,931,957	38,756,104
Loan processing fee	223,585	2,849,290
Interest on WPPF and Welfare Fund	2,011,217	1,045,921
Interest on lease finance, Nitol Motors Ltd & IDLC	8,052,934	2,871,886
	155,781,118	112,794,520

25.00 Other income

Income from wastage sales	2,003,626	2,871,935
Interest on short notice deposit	2,680,535	590,588
	4,684,160	3,462,523

26.00 Information based on per share

26.10 Basic Earning Per Share (EPS)

The computation of EPS is given below:

Earning attributable to the ordinary shareholders	225,971,947	224,193,264
Number of ordinary shares outstanding as on 31 March 2018	220,000,000	220,000,000
Earning Per Share (EPS)	1.03	1.02

		Amount in Taka	
		31-Mar-2018	30-Jun-2017
26.20	Net asset value per share (NAV) without valuation		
	Net assets value per share		
	Total assets	5,782,939,235	5,359,220,952
	Intangible assets	(30,194,269)	(36,634,282)
	Liabilities	(2,871,217,491)	(2,681,490,128)
	Net Asset Value (NAV)	2,881,527,475	2,641,096,542
	Number of ordinary shares outstanding as on 31 March 2018	220,000,000	220,000,000
	Net assets value per share before revaluation	13.10	12.00
26.30	Net asset value per share (NAV) with valuation		
	Net assets value per share		
	Total assets	6,511,769,364	6,096,070,054
	Intangible assets	(30,194,269)	(36,634,282)
	Liabilities	(2,871,217,491)	(2,681,490,128)
	Net Asset Value (NAV)	3,610,357,604	3,377,945,644
	Number of ordinary shares outstanding as on 31 March 2018	220,000,000	220,000,000
	Net assets value per share after revaluation	16.41	15.35
		1 Jul 2017 to 31 Mar 2018	1 Jul 2016 to 31 Mar 2017
26.40	Net operating cash flow per share (NOCFPS)		
	Net operating cash flows (from statement of cash flows)	184,808,712	194,216,392
	Number of ordinary shares outstanding as on 31 March 2018	220,000,000	220,000,000
	Net operating cash flows per share of Tk. 10 each	0.84	0.88

27.00 OTHER COMMITMENTS, CONTINGENCIES AND RELEVANT INFORMATION

27.10 Contingencies

There is no contingent event that may require recognition of contingent liabilities for the year of 31 March 2018

27.20 Capital expenditure commitment

There was no capital expenditure commitment or contract as at 31 March 2018. There was no material capital expenditure authorized by the Board but not contracted for as at 31 March 2018.

27.30 Directors' interest in contracts with the company

There was no transaction resulting in Directors' interest with the company and no leasing facilities have been made available to the Directors.

27.40 Segment Reporting

As there is a single business and geographic segment within the company operates as such no segment reporting is felt necessary.

27.50 Credit Facility Not Availed

There was no credit facility available to the company under any contract, but not availed as on 31 March 2018 other than trade credit available in the ordinary course of business.

27.60 Attendance Status of Board Meeting of Directors

During the year ended 31 March 2018, there were four board meetings were held. The attendance status of all the meetings is as follows:

Sl No.	Name of the Directors	Position	Meeting held	Meeting Attended	Meeting Attended
1	Javed Opgenhaffen	Chairman	10	10	10
2	Md Shirajul Islam	Managing Director	10	10	10
3	Sayeed Rezaraj Ahmmad	Director	10	7	7
4	Mr.Bhuban Chandra Shill	Independent Director	10	10	10
5	Mr. Sadad Rahman	Independent Director	10	10	10

The directors of the Company were not paid any fee for attending board meeting during the year.

27.70 Related party disclosures

i) Related party transactions

The Company carried out a number of transactions with related parties in the normal course of business on arms length basis.

Sl. No.	Name of the Related Parties	Relationship	Nature of Transactions	Transaction during the period	Transaction during 2016
1	Managing Director and Directors remuneration	Key Management Personnel	Short term employee benefits	7,200,000	7,200,000

(ii) Particulars of directors of S. S. Steel Limited as at 31 March 2018

Sl. No.	Name of Directors	BOD of S. S. Steel Limited	Entities where they have interests
1	Javed Opgenhaffen	Chairman	None
2	M Shirajul Islam	Managing Director	None
3	Sayeed Rezaraj Ahmmad	Director	None
4	Mr.Bhuban Chandra Shill	Independent Director	None
5	Mr.Sadad Rahman	Independent Director	None

27.80 Disclosure as per requirement of Schedule XI, Part II of The Companies Act 1994

27.80.1 Quantity wise schedule as required under Para 3, Schedule XI, Part 11 of The Companies Act, 1994

Quantity wise schedules of sales, raw material consumed and closing stock of finished goods relating to the financial statements for the year ended 31 March 2018 as required under Para 3, Part 11 of The Companies Act 1994 given below:

a. Sales:

Particulars	1 Jul 2017-31 Mar- 2018		1 Jul 2016-31 Mar- 2017	
	Quantity (kgs)	Amount in Taka	Quantity (kgs)	Amount in Taka
Domestic sales	41,798,127	2,291,715,121	52,257,628	2,194,820,382

b. Raw Materials consumed in Quantities:

	Scrap (kgs)		Scrap (kgs)	
	Quantity (kgs)	Amount in Taka	Quantity (kgs)	Amount in Taka
Opening Stock	28,440,201	716,408,662	20,924,551	612,043,129
Purchase	32,712,595	1,083,114,005	34,838,378	787,344,208
Raw material available for consumption	61,152,795	1,799,522,667	55,762,929	1,399,387,337
Closing Stock	(24,594,842)	(753,585,968)	(21,745,497)	(636,055,793)
Raw material consumed	36,557,953	1,045,936,699	34,017,432	763,331,544

1 Jul 2017-31 Mar-2018		1 Jul 2016-31 Mar- 2017	
Quantity (kgs)	Amount in Taka	Quantity (kgs)	Amount in Taka

c. Particulars in respect of opening stock, sales and closing stock of finished goods:

Details	Qty (kgs)	Amount in Taka	Qty (kgs)	Amount in Taka
Opening stock	9,795,385	322,708,184	11,197,854	369,343,376
Closing stock	7,011,240	280,519,730	9,795,385	357,727,447
Sales	41,798,127	2,291,715,121	52,257,628	2,194,820,382

27.80.2 Employee Position of S.S. Steel Limited as per requirement of schedule XI, part II, Para 3

Salary Range (Monthly)	Total Employee	Officer & Staff		Worker & Employee	
		Head Office	Factory	Head Office	Factory
For the period ended 31 March 2018	509	5	45	-	459
Below 3,000	-	-	-	-	-
Above 3,000	509	5	45	-	459
For the year ended 30 June 2017	497	5	45	-	447

During the period 2018, all the employees were in the permanent payroll of the Company

27.80.3 Payment information to Directors as per requirement of schedule XI, part II, Para 4

Remuneration		Amount in Taka	
Name	Designation	1 Jul 2017 to 31 Mar 2018	1 Jul 2016 to 31 Mar 2017
Tauhidul I Chaudhury	Chairman(retired)	-	1,800,000
Javed Opgenhaffen	Chairman	3,600,000	2,700,000
Md. Shirajul Islam	Managing Director	3,600,000	2,700,000
Sayeed Rezaraj Ahmmad	Director	-	-
Mr.Bhuban Chandra Shil	Independent Director	-	-
Mr. Sadad Rahman	Independent Director	-	-
		7,200,000	7,200,000

27.80.4 Quantitative information of production capacity for the year from 01 July 2017 to 31 December 2017 as per requirement of schedule XI, part II, Para 7

Particulars	License Capacity	Installed Capacity (Kgs)	Actual Production (Kgs)	Capacity Utilization in %
Annual Production Capacity of S. S. Steel in Kgs.	Not Available	108,000,000	47,790,000	44

27.80.5 Disclosure as per requirement of schedule XI, part II, Para 8

- a) CIF value of import of raw materials, spare parts and capital goods and percentage of components in consumption as per (a) and (c) of Para 8



For the year from 01 July 2017 to 31 March 2018

Particulars	Opening Balance	Purchase during the year	Raw materials available for use	Closing Balance	Consumed	% of Consumption
Raw materials	719,589,291	1,160,482,662	1,880,071,953	759,699,774	1,120,372,179	59.59
Spare parts	64,959,700	58,609,189	123,568,889	72,557,940	51,010,949	41.28
Total	784,548,991	1,219,091,851	2,003,640,842	832,257,714	1,171,383,128	

For the year from 01 July 2017 to 31 March 2018

Particulars	Opening Balance	Purchase during the year	Raw materials available for use	Closing Balance	Consumed	% of Consumption
Raw materials	620,860,052	1,267,359,155	1,888,219,207	641,388,005	1,246,831,202	66.03
Spare parts	42,967,828	41,480,683	84,448,511	65,971,443	18,477,068	21.88
Total	663,827,880	1,308,839,838	1,972,667,718	707,359,448	1,265,308,270	

b) Expenditure for royalty, know-how, professional consultancy, interest in foreign currency as per (b) of Para 8

The company did not spend any foreign currency on account of technical know-how, royalty, professional consultation fees, interest and other matters during the year ended 31 March 2018.

c) Amount remitted in foreign currency on account of Dividends to non-resident shareholders as per (d) of Para 8

No amount was remitted as dividend to the non-resident shareholders during the year under audit.

d) Earnings in foreign currency under the following heads as per (e) of Para 8

No foreign currency earnings during the period from 01 July 2017 to 31 March 2018;

27.80.6 Events after the reporting year

(i) The Board of Directors in its meeting held on 13 May 2018 approved the financial statements.

(ii) No other significant event had occurred till date of signing the financial statements.

Sd/-
Chief Financial Officer

Sd/-
Company Secretary

- Sd/-
Managing Director

These accounts are to be read in conjunction with notes attached.
Signed in terms of our separate annexed report.

Dated, Dhaka;
15 May 2018



S. S. STEEL LIMITED
Schedule of Property, Plant & Equipments
For the period ended 31 March 2018

Annexure-A

Particulars	Cost			Dep. Rate (%)	Depreciation			Written Down Value as on 31.03.2018
	Opening Balance as on 01.07.2017	Addition during the year	Closing Balance as on 31.03.2018		Opening Balance as on 01.07.2017	Charge during the year	Closing Balance as on 31.03.2018	
Land and Land Development:	80,033,182	445,500	80,478,682		-	-	-	80,478,682
Land & land developments	80,033,182	445,500	80,478,682	-	-	-	-	80,478,682
Building:	403,268,761	275,426,606	678,695,367		63,880,314	12,727,067	76,607,381	602,087,986
Factory Building	394,809,068	388,836	395,197,904	5%	61,500,019	12,499,089	73,999,108	321,198,796
Office building	8,459,693	275,037,770	283,497,463	5%	2,380,295	227,977	2,608,272	280,889,191
Plant & Machinery:	734,107,465	82,209,639	816,317,104		142,940,445	29,737,613	172,678,058	643,639,046
Plant & Machinery	734,107,465	82,209,639	816,317,104	6%	142,940,445	29,737,613	172,678,058	643,639,046
Equipment & Appliance:	693,988,376	11,563,164	705,551,540		151,090,957	26,362,265	177,453,222	528,098,318
Electric Equipments	16,526,819	664,000	17,190,819	10%	4,216,856	941,014	5,157,870	12,032,949
Electric & Gas Installation	20,863,600	500,000	21,363,600	10%	7,370,433	1,014,071	8,384,504	12,979,096
Crane, Forklift	38,701,705	-	38,701,705	10%	5,970,062	2,454,873	8,424,935	30,276,770
Transformer	2,462,400	-	2,462,400	6%	1,418,283	46,985	1,465,268	997,132
Gas Generator	615,433,852	10,399,164	625,833,016	6%	132,115,323	21,905,321	154,020,644	471,812,372
Others Assets:	131,570,925	586,185	132,157,110		28,649,263	11,872,352	40,521,615	91,635,495
Furniture & Fixtures	1,544,022	-	1,544,022	10%	941,850	45,163	987,013	557,009
Office equipments	3,729,118	127,075	3,856,193	10%	2,081,445	125,251	2,206,696	1,649,497
Motor vehicles	83,202,505	-	83,202,505	10%	19,164,970	4,802,815	23,967,785	59,234,720
Computer Software	43,095,280	459,110	43,554,390	25%	6,460,998	6,899,123	13,360,121	30,194,269
As on 31 March 2018	2,042,968,709	370,231,094	2,413,199,803		386,560,979	80,699,296	467,260,275	1,945,939,527
Revaluation Surplus :	912,406,651	-	912,406,651		42,762,443	8,018,973	50,781,416	861,625,235
Land & Land Development	673,134,818	-	673,134,818	-	-	-	-	673,134,818
Factory & civil constructions	115,642,067	-	115,642,067	5%	5,782,103	4,119,749	9,901,852	105,740,215
Plant & Machinery	123,629,766	-	123,629,766	6%	36,980,340	3,899,224	40,879,564	82,750,202
As on 31 March 2018	2,955,375,360	370,231,094	3,325,606,454		429,323,422	88,718,269	518,041,691	2,807,564,763
As on 30 June 2017	2,083,400,867	871,974,494	2,955,375,361		347,369,260	81,954,163	429,323,423	2,526,051,938
	31-Mar-2018	31-Mar-2017						
	Taka	Taka						
Depreciation Allocated to:								
Factory Overhead - Note 21.40	79,846,442	50,953,127						
Operating Expenses - Note 22.00	8,871,827	5,661,459						
	88,718,269	56,614,586						

Depreciation charged during the year is being allocated to factory overhead and administrative overhead on the basis of allocation where the assets are used.

dd) Factors that may affect the results of operations.

However, there are no known trends, events and/or uncertainties that shall have a material impact on the company's future business, the business operation of the Company may be affected by the following events:

- Decrease in the demand of the products;
- Increased production cost;
- Decrease in product selling price;
- Increased Competition;
- Scarcity of Electricity and raw materials;
- Govt. Policy Changes towards the industry;
- Political unrest;
- Natural disaster.

CHAPTER - VII

MANAGEMENT'S DISCUSSION AND ANALYSIS OF FINANCIAL CONDITION

CHAPTER (VII): MANAGEMENT'S DISCUSSION AND ANALYSIS OF FINANCIAL CONDITION

(a) Overview of Business and Strategies;

Overview of Business:

Overview of Business:

S. S. Steel Limited (Previously known as S. S. Steel Limited) (hereinafter referred to as "the Company") was incorporated on 22 December, 2001 vide registration no. C-44670(1198)/2001 as a private limited company in Bangladesh under the Companies Act, 1994. On 15 December, 2016, the Company was converted itself as a Public Limited Company under the Companies Act, 1994. The registered office of the Company is located at Pearl Trade Center, Cha - 90/3 Pragati Sarani North Badda, Dhaka-1212, Bangladesh and its factory is situated in its own premises at Plot-04, Block-B, Tongi Industrial Area, Gazipur.

Nature of Business:

S. S. Steel Limited is MS-BAR (ROD), MS-Billets & MS-Ingot manufacturer in Bangladesh. S. S. Steel Limited manufactures "SSTIGER" brand MS-BAR (ROD).

Business strategies:

Business strategy is always changing phenomenon of the business. Strategy is influenced by macro and economic variable. As the Company is the manufacturer of MS-BAR (ROD), MS-Billets, MS-Ingot in Bangladesh, It has to maintain the buyers demand, choice and expectation to grab the local market. The Company also try to catch up the latest fashion prevailing around the world. In addition, it is the Company's prime focus to ensure better quality of products in competitive price.

(b) SWOT Analysis

A SWOT analysis is a structured planning method that helps to evaluate the strengths, weaknesses, opportunities and threats involved in a business venture. It identifies the internal and external factors that affect business venture. Strength and Weakness are evaluated with internal factors whereas Opportunity and Threat are evaluated by external factors. The SWOT analysis of the company is as follows:

<p style="text-align: center;">S</p> <h2 style="text-align: center;">Strengths</h2> <ul style="list-style-type: none"> ▪ Experience Management: S. S. Steel Limited has experience & skilled management in this line. ▪ Low labour cost: Countrywide low labour cost has enabled us to compete with foreign competitors outside Bangladesh. ▪ Supportive management: Support from the management for the managerial decision-making. ▪ High performance machineries: S. S. Steel Limited has been using modern machineries that increase productivity. ▪ Application of Corporate Governance Guideline: S. S. Steel Limited complies with the Corporate Governance Guideline, which ensure good governance within the company. 	<p style="text-align: center;">W</p> <h2 style="text-align: center;">Weaknesses</h2> <ul style="list-style-type: none"> ▪ Unskilled Workers: S. S. Steel Limited has unskilled worker that reduces productivity. ▪ Cost of maintenance and spare parts: High cost of new spare parts and high cost of maintenance (Consumables and technician).
<p style="text-align: center;">O</p> <h2 style="text-align: center;">Opportunities</h2> <ul style="list-style-type: none"> ▪ Government policy favoring the industry: Since Steel is one of the growing sector in this country, So Government is fully devoted to extend its cooperation so that Steel industry can flourish over the years. ▪ Favorable Zone: The Company factory is located at Gazipur, which is friendly zone in terms of doing business. 	<p style="text-align: center;">T</p> <h2 style="text-align: center;">Threats</h2> <ul style="list-style-type: none"> ▪ Intense competition: Global competition in this sector may affect the profitability of the company. ▪ Government regulation: Governments restriction if imposed will create new complications. ▪ Political unrest: Political unrest is a big threat for any company. A sound political environment is required for a sustainable growth in this sector. ▪ Lack of Power Supply: We have power supply shortage in our country. For business expansion, we need continuous power supply such as gas and electricity to run our operation smoothly.

(c) Analysis of the financial statements of last five years with reason(s) of fluctuating revenue or sales, other income, total income, cost of material, finance cost, depreciation and amortization expense, other expense; changes of inventories, net profit before & after tax, EPS etc.

(As per Audited Financial Statements)

Particulars	30-Jun-17	30-Jun-16	30-Sep-15	30-Sep-14	30-Sep-13
Sales	3,003,309,524	1,818,864,918	2,143,818,211	2,104,662,407	2,104,588,735
Other income	4,901,664	3,426,909	1,427,501	546,410	259,042
Total income	3,008,211,188	1,822,291,827	2,145,245,712	2,105,208,817	2,104,847,777
Cost of material	2,322,695,709	1,417,548,023	1,691,743,700	1,732,652,706	1,750,387,967
Finance cost	153,794,703	137,630,642	201,093,903	250,185,644	246,881,937
Depreciation expenses	81,954,163	41,317,082	52,328,104	47,316,733	41,185,822
Changes of inventories	1,322,158,531	1,327,004,447	1,002,745,810	906,168,301	939,010,089
Net Profit before tax	315,325,094	155,100,182	158,233,979	34,040,007	28,907,152
Net Profit after tax	265,018,608	95,480,097	11,583,791	27,675,062	22,550,079
EPS	1.20	1.20	11.64	28.00	34.00

Reason of fluctuation:

Sales:

The company installed modern machineries in last five years in order to increase production capacity. As a result, production increased as well as turnover increased. Through installation of new different types of modern machineries, the company has been able to produce quality full products as well as to create the market products. So increase of turnover of the company is relevant.

Other Income:

There are other income during last 5 years from wastage sales and interest income.

Total Income:

Since Revenue is increased, so naturally total income is increased.

Cost of Materials:

The costs of materials to revenue are consistent over the years.

Finance Cost:

The company has taken short term and long term loan from bank in last five years for importing raw materials, constructing factory building and also procuring new machineries. So the finance cost and bank charge increased and the trend is relevant to the production and also consistent with the revenue.

Depreciation and Amortization:

The increase of depreciation is relevant with the procurement and installation of machineries. No significant changes have been occurred. The company did not amortize any of its capital expenditure during the last five years.

Other Expenses:

The company did not incur any other expenses other than regular expenses during the last five years

Changes of inventory:

There has been increasing of installed capacity and sales volume over the year. The demand for our products is also increasing. So, S. S. Steel Limited has to maintain sufficient amount of inventory in order to meet the sales order. Thus inventory is increasing year to year.

Net profit before and after Tax:

The growth of net profit before and after tax is consistent with the growth of the revenue. No unusual changes have been occurred during the last five years on the above matters.

Earnings per Share:

Earnings per Share are properly calculated through using weighted average number of ordinary shares for each year.

(d) Known trends demands, commitments, events or uncertainties that is likely to have an effect on the company's business;

At present there are no known trends, events or uncertainties that shall have a material impact on the Company's future business except for those which are natural and beyond control of human being.

(e) Trends or expected fluctuations in liquidity;

There are no trends of expected fluctuations in liquidity

(f) Off-balance sheet arrangements those have or likely to have a current or future effect on financial condition.

There are no off-balance sheet arrangements those have or likely to have a current or future effect on financial condition.

CHAPTER - VIII

DIRECTORS AND OFFICERS

CHAPTER (VIII): DIRECTORS AND OFFICERS

(a) Name, Father's name, age, residential address, educational qualification, experience and position of each of the directors of the company and any person nominated or represented to be a director, showing the period for which the nomination has been made and the name of the organization which has nominated him;

Sl. No.	Name of Directors	Father's Name	Age (Years)	Residential Address	Educational Qualification	Experience	Position	Period of Nomination	Name of Nominated Organization
01	Javed Opgenhaffen	Tauhidul I Chaudhury	32	House No # 348, Road No # 05, Baridhara DOHS, Dhaka-1206	Bachelor of Science	10	Chairman	N/A	N/A
02	Mohammad Shirajul Islam	Mohammad Syedur Rahman	43	House No # 76 (Flat-2B), Road No # 9A, Dhanmondi R/A, Dhaka-1209	MBA (University of Dhaka)	20	Managing Director & Director	N/A	N/A
03	Sayeed Rezaraj Ahmmad	Md. Hazrat Ali	50	Ovizan # 127, Surtorongo Road, Cheragali, Tongi, Gazipur	M.Com (University of Rajshahi)	20	Director	31.12.2020	NJ Holdings Ltd.
04	Mr. Sadad Rahman	Late Dr. A.Q.B. Rahman	62	House No # 241, Road No # 17, DOHS Mohakhali, Dhaka Cantonment, Dhaka - 1206	MBA, City College, University of London, UK	36	Independent Director	N/A	N/A
05	Mr. Bhuban Chandra Sil	Late Krishna Kumar Sil	44	Village # Noapur, Post Office # Kalkapur, P.S. # Fulgazi, Dist. # Feni	LLB	22	Independent Director	N/A	N/A

(b) The date on which he first became a director and the date on which his current term of office shall expire;

Sl. No.	Name of Directors	Position	Date of Becoming Director for the First Time	Date of Expiration of current term
01	Javed Opgenhaffen	Chairman	28-09-2015	AGM 2021
02	Mohammad Shirajul Islam	Managing Director & Director	28-09-2015	AGM 2021
03	Sayeed Rezaraj Ahmmad (Nominee director of NJ Holdings Ltd.)	Director	15-12-2016	AGM 2021
04	Mr. Sadad Rahman	Independent Director	24-06-2017	AGM 2019
05	Mr. Bhuban Chandra Sil	Independent Director	24-06-2017	AGM 2019

(c) If any director has any type of interest in other businesses, names and types of business of such organizations. If any director is also a director of another company or owner or partner of any other concern, the names of such organizations;

Name of Directors & Position	Directorship/Sponsorship/Ownership with other Companies	Type of Business	Position
Javed Opgenhaffen Chairman	Fu-Wang Ceramic Industry Limited	Ceramic Industry	Chairman
	NJ Holdings Ltd.	Advisor Firm	Managing Director
Mohammad Shirajul Islam Managing Director & Director	Fu-Wang Ceramic Industry Limited	Ceramic Industry	Independent Director
	NJ Holdings Ltd.	Advisor Firm	Director
Sayeed Rezaraj Ahmmad Director (Nominee director of NJ Holdings Ltd.)	Fu-Wang Ceramic Industry Limited	Ceramic Industry	Independent Director
Sadad Rahman Independent Director	Fu-Wang Ceramic Industry Limited	Ceramic Industry	Independent Director
Bhuban Chandra Sil Independent Director	N/A		

(d) Statement of if any of the directors of the issuer are associated with the securities market in any manner. If any director of the Issuer Company is also a director of any issuer of other listed securities during last three years then dividend payment history and market performance of that issuer;

Neither any of the director of S. S. Steel Limited is associated with the security market in any manner nor become director of other listed securities during last three years except Mr. Javed Oppenhaffen act as Chairman and Mohammad Shirajul Islam, Sayeed Rezaraj Ahmmad & Sadad Rahman act as an independent director of Fu-Wang Ceramic Industry Limited and Mr. Javed Oppenhaffen, Managing Director retired from Generation Next Fashions Limited on dated August 26, 2015.

Directors Involvement in other listed securities during last three years are as follows:

Name of the Issue	Publication Date of Prospectus	Listing Year	Issue Price	Dividend Payment History		
				2017	2016	2015
Fu-Wang Ceramic Industry Limited	April 28, 1998	1998	10.00	10% B	10% B	10% B
Generation Next Fashions Limited	August 08, 2012	2012	10.00	10% B	10% B	Nil

Fu-Wang Ceramic Industries Ltd.:

Particulars	2017-2016	2016-2015	2015-2016	2014-2015	2013-2014
Turnover	472,605,400	525,890,785	400,753,353	355,674,563	45,555,670
Gross Profit	186,423,245	181,919,338	134,525,917	118,696,701	10,972,084
Net Profit after Tax	72,629,108	84,471,470	51,498,850	37,652,674	2,710,667
NAV per share	12.03	15.34	12.78	14.04	10.27
Earnings per Share	0.64	2.56	2.33	3.77	0.54

Source: www.fuwangceramic.com

Generation Next Fashions Limited:

Particulars	2017-2016	2016-2015 (18 Months)	2014	2014-2015	2013-2014
Turnover	3,279,614,648	4,479,088,829	2,605,271,479	2,133,758,830	1,674,087,945
Gross Profit	642,473,091	828,184,179	728,051,023	671,477,648	551,527,582
Net Profit after Tax	241,713,994	427,146,898	497,770,969	363,586,330	282,130,815
NAV per share	12.75	13.33	14.04	17.30	18.18
Earnings per Share	0.59	1.14	1.76	2.15	2.42

Source: www.gnf-bd.com

(e) Any family relationship (father, mother, spouse, brother, sister, son, daughter, spouse's father, spouse's mother, spouse's brother, spouse's sister) among the directors and top five officers;

There is no family relationship among any of the directors and any of the top five employees of the company.

(f) A very brief description of other businesses of the directors;

Javed Oppenhaffen

Chairman, S. S. Steel Limited

Sl. No.	Name of Companies	Date of Incorporation	Nature of Business	Position in the company
1	Fu-Wang Ceramic Industry Limited	31 May, 1995	Ceramic Industry	Chairman
2	NJ Holdings Limited	28 September, 2016	Advisor Firm	Managing Director

Mohammad Shirajul Islam

Managing Director, S. S. Steel Limited

Sl. No.	Name of Companies	Date of Incorporation	Nature of Business	Position in the company
1	Fu-Wang Ceramic Industry Limited	31 May, 1995	Ceramic Industry	Independent Director
2	NJ Holdings Limited	28 September, 2016	Advisor Firm	Director

Sayeed Rezaraj Ahmmad

Director, S. S. Steel Limited (Nominee director of NJ Holdings Ltd.)

Sl. No.	Name of Companies	Date of Incorporation	Nature of Business	Position in the company
1	Fu-Wang Ceramic Industry Limited	31 May, 1995	Ceramic Industry	Independent Director

Sadad Rahman

Independent Director, S. S. Steel Limited

Sl. No.	Name of Companies	Date of Incorporation	Nature of Business	Position in the company
1	Fu-Wang Ceramic Industry Limited	31 May, 1995	Ceramic Industry	Independent Director

(g) Short bio-data of each director;

Javed Oppenhaffen

Chairman, S. S. Steel Limited

Javed Oppenhaffen, a shareholder and Director, graduated in management from Queen Mary, University of London and in Employment relations from London School of Economics and Political Science. He hold the post of Chairman and acts to enhance the efficiency & profitability of the Company. In addition his vision and forward thinking will certainly contribute to rapid growth and expansion. He is also a Chairman of Fu-Wang Ceramic Industry. Prior to joining Generation Next Fashions Limited, Mr. Javed worked as a Management Trainee at Deutsche Bank GMBH, London.

Mohammad Shirajul Islam

Managing Director, S. S. Steel Limited

Mohammad Shirajul Islam, a shareholder and Managing Director has completed MBA from University of Dhaka and holding the office as Managing Director of the Company. He has been actively involved with different sectors like Textiles, Garments, Steel, Import, Export, Media and Manufacturing. His inner vision, leadership and early adaptability have made S. S. Steel Limited a trusted name in the steel manufacturing sector in Bangladesh. He is also Director of Bangladesh Auto Re-Rolling & Steel Mills Association.

Sayed Rezaraj Ahmmad

Director, S. S. Steel Limited (Nominee director of NJ Holdings Ltd.)

Mr. Sayeed Rezaraj Ahmmad, a Nominee Director (Nominee director of NJ Holdings Ltd.) has completed his Masters of Commerce from Rajshahi University. After completion his academic education he started business a different sectors. He was nominated as director of S. S. Steel Limited in 2016 representing "NJ Holdings Ltd."

Sadad Rahman

Independent Director, S. S. Steel Limited

Mr. Sadad Rahman, did his MBA from the City College, UK. He also completed his basic education from the UK. He started his career in Europe in the year 1979 and pursued his services in various companies in Europe till the year 2000. He was the Chief Operating Officer of Samah Razor Blades Industries Limited from 2001 to 2015 and he also was the VP Marketing/PR of GMG Airlines. A soft spoken and inspirational personality Mr. Sadad Rahman is the active member of the Institute of Marketing, UK."

Bhuban Chandra Sil

Independent Director, S. S. Steel Limited

Mr. Bhuban Chandra Sil, an Independent Director has completed his masters of commerce from Jagannath College under National University. He also did his LLB from Darul Ihsan University. He started his career in A. B. Electronics in the year 2004. He also worked for Fairy Tale Communication in various discipline with different capacities.

(h) Loan status of the issuer, its directors and shareholders who hold 10% or more shares in the paid-up capital of the issuer in terms of the CIB Report of Bangladesh Bank;

Neither the Company nor any of its directors and shareholders who holds 10% or more shares in the paid-up capital of the Issuer is loan defaulter as per the CIB report of the Bangladesh Bank.

(i) Name with position, educational qualification, age, date of joining in the company, overall experience (in year), previous employment, salary paid for the financial year of the Chief Executive Officer, Managing Director, Chief Financial Officer, Company Secretary, Advisers, Consultants and all Departmental Heads. If the Chairman, any director or any shareholder received any monthly salary than this information should also be included;

Sl. No.	Name of Directors/Employees	Position	Educational Qualification	Age (Year)	Date of Joining	Overall Experience	Previous Employment	Salary Paid for the Financial year
1	Javed Opgenhaffen	Chairman, Director-Sales & Marketing	Bachelor of Science	32	28-09-2015	10	Generation Next Fashion Limited	3,600,000
2	Mohammad Shirajul Islam	Managing Director	MBA, University of Dhaka	43	28-09-2015	20	Generation Next Fashion Limited	3,600,000
3	Tauhidul I. Chaudhury	Chairman (retired)	Bachelor of Commerec, University of Dhaka	55	28-09-2015	30	Generation Next Fashion Limited	2,400,000
4	Mohammad Golam Sabur	Chief Financial Officer	M.Com. & Membership of ICMA	49	15-06-2016	21	Bangladesh Building Systems Ltd.	4,600,000
5	Md. Mostafizur Rahman	Company Secretary	MBS	31	30-08-2014	06	Innovo Design & Construction Ltd.	322,000
6	Poritos Chandra Roy	Head of Internal Audit	MBS	32	01-09-2017	04	Haq & Bhattacharja Chartered Accountants	35,000
7	Mr. Mohiuddin Mazumder	Manager (HRM)	MSS	44	14-02-2015	17	PHP Ispat Limited	480,000
8	Md. Zainal Abedin	Manager (Factory Maintenance)	B.sc (EEE)	32	10-09-2016	2	AKS	140,000

(j) Changes in the key management persons during the last three years. Any change otherwise than by way of retirement in the normal course in the senior key management personnel particularly in charge of production, planning, finance and marketing during the last three years prior to the date of filing the information memorandum. If the turnover of key management personnel is high compared to the industry, reasons should be discussed;

Sl. No.	Name of owner/key managemt	Position	Date of Joining	Date of Retirement	Present Status
1	Kazi Shakil	Sponsor	22.12.2001	28.09.2015	Retired from company
2	Tahiya Shakil	Sponsor	22.12.2001	28.09.2015	
3	Tauhidul I Chaudhury	Chairman	28.09.2015	28.02.2017	
4	Javed Opgenhaffen	Managing Director	28.09.2015	-	Chairman
5	Mohammad Shirajul Islam	Director	28.09.2015	-	Managing Director
6	Sayeed Rezaraj Ahmmad Nominee Director of NJ holdings Ltd.	Director	15.11.2016	-	Director
7	Sadad Rahman	Independent Director	24.06.2017	-	Independent Director
8	Bhuban Chandra Sil	Independent Director	24.06.2017	-	Independent Director
9	Mohammad Golam Sabur	Chief Financial Officer	15.07.2016	-	Chief Financial Officer
10	Md. Mostafizur Rahman	Company Secretary	01.06.2017	-	Company Secretary

11	Reaul Bari	CEO	01.03.2012	31.07.2015	Retired from company
12	Major Retd. Nurul Amin	DGM – HR & Admin	01.05.2013	31.08.2015	
13	Engr. Md. Rokonzaman	AGM - Production	01.02.2012	30.09.2015	
14	Engr. Md. Rofiqul Islam	GM -Operation	01.12.2001	30.09.2015	
15	Joynto Ghosh	GM – Sales & Marketing	01.12.2001	01.08.2016	
16	Sayeed Shafqatul Baki	Head Of Finance	01.08.2008	30.11.2016	

(k) A profile of the sponsors including their names, father's names, age, personal addresses, educational qualifications, and experiences in the business, positions or posts held in the past, directorship held, other ventures of each sponsor and present position;

Currently the sponsors holds nither any share nor any executive post.

Name	Father's Name	Age (Years)	Personal Address	Educational Qualification	Experience	Position		Holding in other Venture
						Past	Present	
Kazi Shakil	Late Kazi Mohammad Shafi	60	Plot # 11, Road # 105, Gulshan # 02, Dhaka, Bangladesh	Business Management	36	Managing Director	N/A	N/A
Tahiya Shakil	W/O # Kazi Shakil	54	Plot # 11, Road # 105, Gulshan # 02, Dhaka, Bangladesh	Masters of History, University of Dhaka	10	Director	N/A	N/A

(l) If the present directors are not the sponsors and control of the issuer was acquired within five years immediately preceding the date of filing prospectus details regarding the acquisition of control, date of acquisition, terms of acquisition, consideration paid for such acquisition etc.

Name of Directors	Acquisition of Control	Date of Acquisition	No. of Shares	Term of Acquisition	Consideration of Such Acquisition
Javed Opgenhaffen	Chairman	28.09.2015	9,819,000	No terms at acquisition	Cash
		29.09.2015	(2,503,000)		
		28.06.2016	61,384,000		
		17.12.2017	500,000		
Mahammad Shirajul Islam	Managing Director	28.09.2015	5,000		
		29.09.2015	500,000		
		28.06.2016	4,500,000		
Sayeed Rezaraj Ahmmad	Director (Nominee Director of NJ Holdings Ltd.)	15.12.2015	100,000		
		24.06.2017	4,900,000		
Sadad Rahman	Independent Director	N/A	-	-	N/A
Bhuban Chandra Sil	Independent Director	N/A	-	-	

(m) If the sponsors or directors do not have experience in the proposed line of business, the fact explaining how the proposed activities would be carried out or managed;

All the directors have adequate knowledge to carry out this line of business.

(n) Interest of the key management persons;

There is no other interest with the key management personal except Chairman and Managing Director who are given remuneration for the full time job carrying out for developing business.

(o) All interests and facilities enjoyed by a director, whether pecuniary or non-pecuniary;

Facilities whether pecuniary or non-pecuniary enjoyed by the Directors will remain unchanged during the publication period of the Prospectus. Interest and facility is already disclosed in Executive Compensation of the Prospectus.

(p) Number of shares held and percentage of share-holding (pre issue);

SL. No.	Name	Position	No. of Shares	Pre-IPO (%)
1	Javed Opgenhaffen	Chairman	69,200,000	31.45%
2	Mohammad Shirajul Islam	Managing Director	5,005,000	2.28%
3	NJ Holdings Ltd	Director (Sayeed Rezaraj Ahmmad, Nominee director of NJ Holdings Ltd.)	5,000,000	2.27%
4	AAJ Ltd.	Shareholder	5,000	0.00%
5	A.J. Corporation Ltd	Shareholder	5,000,000	2.27%
6	People's Leasing & Financial Services Limited	Shareholder	3,130,000	1.42%
7	E-Securities Limited	Shareholder	3,130,000	1.42%
8	Great Walls Land Property Ltd	Shareholder	3,880,000	1.76%
9	Equity Growth Limited	Shareholder	2,950,000	1.34%
10	Shorecap Holding Limited	Shareholder	9,991,000	4.54%
11	Food Chain Asia Limited	Shareholder	2,250,000	1.02%
12	Absolute Return Limited	Shareholder	1,550,000	0.70%
13	Abaci investments Limited (MDA)	Shareholder	7,124,000	3.24%
14	BMSL investment Limited	Shareholder	8,151,000	3.71%
15	Al Dewan Technical Services LLC	Shareholder	8,541,212	3.88%
16	M/S. Tanvir Enterprise	Shareholder	500,000	0.23%
17	Impex Trading Co.	Shareholder	1,000,000	0.45%
18	Fortune Wealth Management Limited	Shareholder	5,000,000	2.27%
19	Mehtab Hussain Khan	Shareholder	5,000	0.00%
20	Wahid Salam	Shareholder	5,000	0.00%
21	Nabiha Yasmeen	Shareholder	23,320,688	10.60%
22	Captain M Moazzam Hossain	Shareholder	5,005,000	2.28%
23	Farzana Moazzam	Shareholder	1,880,000	0.85%
24	Eashan-E-Moazzam	Shareholder	3,005,000	1.37%
25	Shoma Alam Rahman	Shareholder	1,250,000	0.57%
26	Akhtara Khanam	Shareholder	5,000	0.00%
27	Maruf Alam	Shareholder	6,001,000	2.73%
28	Mahin Mahjabeen	Shareholder	6,001,000	2.73%
29	Abdul Gani Sarder	Shareholder	500,100	0.23%
30	Akram Hossain Md. Feroz	Shareholder	2,000,000	0.91%
31	Capt. Saifur Rahman	Shareholder	1,500,000	0.68%
32	M. Shefaque Ahmed	Shareholder	3,000,000	1.36%
33	Mohammad Ziaul Hossain	Shareholder	600,000	0.27%
34	Monjarin Zaman	Shareholder	1,500,000	0.68%
35	Alexander Lee	Shareholder	2,000,000	0.91%
36	Umma Kulsum	Shareholder	200,000	0.09%
37	Mahbubul Hasan	Shareholder	3,500,000	1.59%

38	Mizanur Rahman Chowdhury	Shareholder	500,000	0.23%
39	Ahad M. Bhai	Shareholder	300,000	0.14%
40	Mr. Md. Salim Sarker	Shareholder	2,000,000	0.91%
41	Md. Arifur Rahman	Shareholder	1,000,000	0.45%
42	S.M. Saifur Rahman	Shareholder	2,000,000	0.91%
43	Shahnaz Begum	Shareholder	5,000	0.00%
44	Sayeeda Chowdhury	Shareholder	5,000	0.00%
45	Kazi Shafina	Shareholder	5,000	0.00%
46	Baqui Billah	Shareholder	105,000	0.05%
47	Abul Kalam Azad	Shareholder	105,000	0.05%
48	Ulfat Kabir	Shareholder	105,000	0.05%
49	Rezaul Bari	Shareholder	505,000	0.23%
50	Syed Shafqatul Baqi	Shareholder	105,000	0.05%
51	Albab Ahmed	Shareholder	105,000	0.05%
52	Md. Ahsan	Shareholder	10,000,000	4.55%
53	Sefat-E-Mariam	Shareholder	200,000	0.09%
54	Shariful Islam	Shareholder	20,000	0.01%
55	Tarik Hasan	Shareholder	250,000	0.11%
Grand Total			220,000,000	100%

(q) Change in board of directors during last three years;

Sl. No.	Name of owner/key management	Position	Date of Joining	Date of Retirement	Present Status
1	Kazi Shakil	Sponsor	22.12.2001	28.09.2015	Retired from company
2	Tahiya Shakil	Sponsor	22.12.2001	28.09.2015	
3	Tauhidul I Chaudhury	Chairman	28.09.2015	28.02.2017	
4	Javed Opgenhaffen	Managing Director	28.09.2015	-	Chairman
5	Mohammad Shirajul Islam	Director	28.09.2015	-	Managing Director
6	Sayeed Rezaraj Ahmmad Nominee Director of NJ holdings Ltd.	Director	15.11.2016	-	Director
7	Sadad Rahman	Independent Director	24.06.2017	-	Independent Director
8	Bhuban Chandra Sil	Independent Director	24.06.2017	-	Independent Director

(r) Director's engagement with similar business.

There is no engagement of any director with similar business.

CHAPTER - IX

CERTAIN RELATIONSHIPS AND RELATED TRANSACTIONS

CHAPTER (IX): CERTAIN RELATIONSHIPS AND RELATED TRANSACTIONS

(a) The prospectus shall contain a description of any transaction during the last five years, or any proposed transactions certified by the auditors, between the issuer and any of the following persons, giving the name of the persons involved in the transaction, their relationship with the issuer, the nature of their interest in the transaction and the amount of such interest, namely:-

- (i) Any director or sponsor or executive officer of the issuer;
- (ii) Any person holding 5% or more of the outstanding shares of the issuer;
- (iii) Any related party or connected person of any of the above persons;

TO WHOM IT MAY CONCERN

This is to certify that the company does not have any transaction during the last five years, or any proposed transaction, between the issuer and any of the following persons:

- (i) Any director or sponsor or executive officer of the issuer;
- (ii) Any person holding 5% or more of the outstanding shares of the issuer;
- (iii) Any related party or connected person of any of the above persons;

Except the transactions described in the following table:

(i) Director Remuneration & Benefits:

Name	Position	Type of Transaction	Amount in BDT				
			June 30, 2017	June 30, 2016	September 30, 2015	September 30, 2014	September 30, 2013
Mr. Javed Oppenhaffen	Chairman	Salary & Remuneration	3,600,000	2,700,000	-	-	-
Mohammad Shirajul Islam	Managing Director	Salary & Remuneration	3,600,000	2,700,000	-	-	-
Tauhidul I Chaudhury	Chairman (retired)	Salary & Remuneration	2,400,000	1,800,000	-	-	-
A. J. Corporation Ltd.	Shareholder	Floor Space	-	242,030,500	-	-	-
Mr. Kazi Shakil	Managing Director (retired)	Salary & Remuneration	-	-	3,600,000	3,600,000	3,600,000
Mrs. Tahiya Shakil	Director (retired)	Salary & Remuneration	-	-	1,200,000	1,200,000	1,200,000
	Total		9,600,000	249,230,500	4,800,000	4,800,000	4,800,000

Dated: 15 July, 2018
Place: Dhaka

Sd/-
MABS & J. PARTNERS
Chartered Accountants

(b) Any transaction or arrangement entered into by the issuer or its subsidiary or associate or entity owned or significantly influenced by a person who is currently a director or in any way connected with a director of either the issuer company or any of its subsidiaries or holding company or associate concerns, or who was a director or connected in any way with a director at any time during the last three years prior to the issuance of the prospectus;

Mentionable here that Mr. Tauhidul I Chaudhury the issuer's previous chairman (Sold out entire shares within last three years). He is the chairman of A. J. Corporation from where the issuer has purchase floor spaces amounting Tk. 242,030,500 during the financial year 2016.

(c) Any loans either taken or given from or to any director or any person connected with the director, clearly specifying details of such loan in the prospectus, and if any loan has been taken from any such person who did not have any stake in the issuer, its holding company or its associate concerns prior to such loan, rate of interest applicable, date of loan taken, date of maturity of loan, and present outstanding of such loan.

There were no loans either taken or given from or to any director or any person connected with the director.

CHAPTER – X

EXECUTIVE COMPENSATION

CHAPTER (X): EXECUTIVE COMPENSATION

(a) The total amount of remuneration or salary or perquisites paid to the top five salaried officers of the issuer in the last accounting year and the name and designation of each such officer;

Sl. No.	Name	Designation	Salaries for last accounting year June 30, 2017 (Taka)
1	Mohammad Shirajul Islam	Managing Director	3,600,000
2	Javed Opgenhaffen	Chairman Director-Sales & Marketing	3,600,000
3	Mohammad Golam Sabur	Chief Finance Officer	4,600,000
4	Md. Rakib Ullah	DGM (Sales & Marketing)	2,160,000
5	Md. Mahiuddin	AGM (Production)	1,340,000

(b) Aggregate amount of remuneration paid to all directors and officers as a group during the last accounting year;

Sl. No.	Particulars	Nature of Payments	Salaries for last accounting year June 30, 2017 (Taka)
1	Directors	Salary & Allowances	9,600,000
2	Officers	Salary & Allowances	20,676,429

(c) If any shareholder director received any monthly salary or perquisite or benefit it must be mentioned along with date of approval in AGM or EGM, terms thereof and payments made during the last accounting year;

Sl. No.	Name of Directors	Designation	Salaries for last accounting year June 30, 2017 (Taka)	Approval
1	Javed Opgenhaffen	Chairman, Director (Marketing & Sales)	3,600,000	AGM, 2017
2	Mohammad Shirajul Islam	Managing Director	3,600,000	AGM, 2017

(d) The board meeting attendance fees received by the director including the managing director along with date of approval in AGM or EGM;

The Board of Directors did not receive any board meeting attendance fees.

(e) Any contract with any director or officer providing for the payment of future compensation;

The Company has not entered into any contract with any of its Directors or Officers for any future compensation packages.

(f) If the issuer intends to substantially increase the remuneration paid to its directors and officers in the current year, appropriate information regarding thereto;

The Company has no plan for substantially increasing remuneration to its directors or officers except for those that are paid as annual increment to their salaries.

(g) Any other benefit or facility provided to the above persons during the last accounting year.

No directors and officers of S. S. Steel Limited received any other benefit or facility in the last accounting year except which is disclosed above.

CHAPTER - XI

OPTIONS GRANTED TO DIRECTORS, OFFICERS AND EMPLOYEES

CHAPTER (XI): OPTIONS GRANTED TO DIRECTORS, OFFICERS AND EMPLOYEES

The Company has no options granted to Directors, Officers or any other employees of the Company or to any other person who was not involved in the Company.

CHAPTER - XII

TRANSACTION WITH THE DIRECTORS AND SUBSCRIBERS TO THE MEMORANDUM

CHAPTER (XII): TRANSACTION WITH THE DIRECTORS AND SUBSCRIBERS TO THE MEMORANDUM

(a) The names of the directors and subscribers to the memorandum, the nature and amount of anything of value received or to be received by the issuer from the above persons, or by the said persons, directly or indirectly, from the issuer during the last five years along with the description of assets, services or other consideration received or to be received:

The Directors and Subscribers to the Memorandum have not received any benefit except remuneration received by the directors, directly or indirectly during the last five years, details of which is given below. The issuer has not received or to be received any assets, services or other consideration from its Directors and Subscribers to the Memorandum except allotment of share against cash and other than cash as stated in Section i (g) of the prospectus

Name	Position	Type of Transaction	Amount in BDT				
			June 30, 2017	June 30, 2016	September 30, 2015	September 30, 2014	September 30, 2013
Mr. Javed Oppenhaffen	Chairman	Salary & Remuneration	3,600,000	2,700,000	-	-	-
Mohammad Shirajul Islam	Managing Director	Salary & Remuneration	3,600,000	2,700,000	-	-	-
Tauhidul I Chaudhury	Chairman (retired)	Salary & Remuneration	2,400,000	1,800,000	-	-	-
Mr. Kazi Shakil	Managing Director (retired)	Salary & Remuneration	-	-	3,600,000	3,600,000	3,600,000
Mrs. Tahiya Shakil	Director (retired)	Salary & Remuneration	-	-	1,200,000	1,200,000	1,200,000
	Total		9,600,000	7,200,000	4,800,000	4,800,000	4,800,000

(b) If any assets were acquired or to be acquired within next two financial years from the aforesaid persons, the amount paid for such assets and the method used to determine the price shall be mentioned in the prospectus, and if the assets were acquired by the said persons within five years prior to transfer those to the issuer, the acquisition cost thereof paid by them.

Directors and subscribers to the memorandum have not transferred any asset to the Company. Besides, the issuer Company has not received any assets or other considerations from its Directors and subscribers to the memorandum except fund against allotment of shares

CHAPTER - XIII

OWNERSHIP OF THE COMPANY'S SECURITIES



CHAPTER (XIII): OWNERSHIP OF THE COMPANY'S SECURITIES

(a) The names, addresses, BO ID Number of all shareholders of the company before IPO, indicating the amount of securities owned and the percentage of the securities represented by such ownership, in tabular form;

Sl. No.	Name	Address	BOIDs	Position	No. of Shares	Pre-IPO (%)
1	Javed Opgenhaffen	House No.27/E, Block-E, Road No-10, Banani, Dhaka-1213, Dhaka, Bangladesh	1202550046177898	Chairman	69,200,000	31.45%
2	Mohammad Shirajul Islam	Flat No. 2B, House no.76, Road No.9/A, Dhanmondi R/A, Dhaka-1209, Dhaka, Bangladesh	1201510060596122	Managing Director	5,005,000	2.28%
3	NJ Holdings Ltd	Flat No. 2B, House no.76, Road No.9/A, Dhanmondi R/A, Dhaka-1209, Dhaka, Bangladesh	1202550062878686	Director (Nominee director of NJ Holdings Ltd.)	5,000,000	2.27%
4	AAJ Ltd.	607-9, 6th Floor, World Finance Centre (N) Harbour City, Kowloon, Hong kong., N/A, Hongkong	1202550066003217	Shareholder	5,000	0.00%
5	A.J. Corporation Ltd	House No. 348, Road, No.05, DOHS Baridhara, Dhaka-1206, Dhaka, Bangladesh	1605530059963847	Shareholder	5,000,000	2.27%
6	People's Leasing & Financial Services Limited	Paramount Heights 65/2/1, Box Culvert Road, Dhaka-1000, Dhaka, Bangladesh	1202880000244198	Shareholder	3,130,000	1.42%
7	E-Securities Limited	Paramount Heights 65/2/1, Box Culvert Road, Dhaka-1000, Dhaka, Bangladesh	1202880003801810	Shareholder	3,130,000	1.42%
8	Great Walls Land Property Ltd	Lotus Kamal Tower-2, Level-11, Plot -59, 61, Gulshan Avenue, Gulshan -1, Dhaka-1212, Dhaka, Bangladesh	1202880062875641	Shareholder	3,880,000	1.76%
9	Equity Growth Limited	Lotus Kamal Tower-2, Level-11, Plot -59, 61, Gulshan Avenue, Gulshan -1, Dhaka-1212, Dhaka, Bangladesh	1202700046154675	Shareholder	2,950,000	1.34%
10	Shorecap Holding Limited	Lotus Kamal Tower-2, Plot -59, 61, Gulshan Avenue, Gulshan -1, Dhaka-1212, Dhaka, Bangladesh	1202550066003217	Shareholder	9,991,000	4.54%
11	Food Chain Asia Limited	Lotus Kamal Tower-2, Level-11, Plot -59, 61, Gulshan Avenue, Gulshan -1 Dhaka-1212, Dhaka, Bangladesh	1202700062898441	Shareholder	2,250,000	1.02%
12	Absolute Return Limited	Lotus Kamal Tower-2, Level-11, Plot -59, 61, Gulshan Avenue, Gulshan -1 Dhaka-1212, Dhaka, Bangladesh	1202700045363812	Shareholder	1,550,000	0.70%
13	Abaci investments Limited (MDA)	Rupayan Prime (7th Floor), Plot-02, Road-07, Dhanmondi, Dhaka, Dhaka, Bangladesh	1602770045524684	Shareholder	7,124,000	3.24%
14	BMSL investment Limited	SBC Tower(7th Floor) 37/A, Dilkusha C/A, Dhaka, Bangladesh	1604940020020801	Shareholder	8,151,000	3.71%
15	Al Dewan Technical Services LLC	11th floor City Tower-2, Dhaka, Bangladesh	1202550066003217	Shareholder	8,541,212	3.88%

Sl. No.	Name	Address	BODs	Position	No. of Shares	Pre-IPO (%)
16	M/S. Tanvir Enterprise	The Golden Enterprise, Level-7, Room No- 8, Akram Tower, 15/5 Bijoy Nagar, 199 ShahidNazrul Islam Sarani, Ramna, Dhaka-1000, Dhaka, Bangladesh	1203780058578345	Shareholder	500,000	0.23%
17	Impex Trading Co.	Road-96, House-3/A, Gulshan-2, Dhaka-1212, Dhaka, Bangladesh	1203510062395504	Shareholder	1,000,000	0.45%
18	Fortune Wealth Management Limited	Tanaka Tower (2nd Floor), 42/1/Gha, SegunBagicha, Dhaka, Dhaka, Bangladesh	1201950056838921	Shareholder	5,000,000	2.27%
19	Mehtab Hussain Khan	House No.-02, Road No.-119, Gulshan, Dhaka, Bangladeshi	1202550066003217	Shareholder	5,000	0.00%
20	Wahid Salam	House No.-02, Road No.-119, Gulshan-01, Dhaka-1212, Dhaka, Bangladesh	1202550066003217	Shareholder	5,000	0.00%
21	Nabiha Yasmeen	House No. 27/E, Block-E, Road No.10, Banani, Dhaka-1213, Dhaka, Bangladesh	1202550064952036	Shareholder	23,320,688	10.60%
22	Captain M Moazzam Hossain	House No. 271, Eastern Road, DOHS Baridhara, Dhaka-1206, Dhaka, Bangladesh	1202880000037311	Shareholder	5,005,000	2.28%
23	Farzana Moazzam	House No.271, Eastern Road, DOHS Baridhara, Dhaka-1206, Dhaka, Bangladesh	1202880031459679	Shareholder	1,880,000	0.85%
24	Eashan-E-Moazzam	House No.271, Eastern Road, DOHS Baridhara, Dhaka-1206, Dhaka, Bangladesh	1202880007943895	Shareholder	3,005,000	1.37%
25	Shoma Alam Rahman	House No.-68, Road No.-05DOHS Banani, Dhaka Cantonment, Dhaka-1206, Dhaka, Bangladesh	1202700000070317	Shareholder	1,250,000	0.57%
26	Akhtara Khanam	Bashati Castles (Apt C-5), House No. 8/A Kha, Road No.14, (New), Dhanmondi R/A, Dhaka, Bangladesh	1203500008449422	Shareholder	5,000	0.00%
27	Maruf Alam	4/A, Gulshan Avenue Circle-02, Dhaka-1212, Dhaka, Bangladesh	1202560001197196	Shareholder	6,001,000	2.73%
28	Mahin Mahjabeen	4/A, Gulshan Avenue Circle-02, Dhaka-1212, Dhaka, Bangladesh	1202560001197201	Shareholder	6,001,000	2.73%
29	Abdul Gani Sarder	The Golden Enterprise, Level-7, Room No- 8, Akram Tower, 15/5 Bijoy Nagar, 199 ShahidNazrul Islam Sarani, Ramna, Dhaka-1000, Dhaka, Bangladesh	1203780032353744	Shareholder	500,100	0.23%
30	Akram Hossain Md. Feroz	Newtex Group, Suvastu Tower, 10th Floor, 69/1 Green Road, Dhaka-1205, Dhaka, Bangladesh	1205150000008272	Shareholder	2,000,000	0.91%
31	Capt. Saifur Rahman	House -03, Road- 62, Apartment- A-3, Gulshan- 2, Dhaka-1212, Dhaka, Bangladesh	1202830012700971	Shareholder	1,500,000	0.68%
32	M. Shefaque Ahmed	Apartment-B4, House-20, Road-66, Gulshan-2, Dhaka-1212, Dhaka, Bangladesh	1201710000076314	Shareholder	3,000,000	1.36%
33	Mohammad Ziaul Hossain	Flat- FG-3, Rajonigondha Karabi-80, West Dhanmondi, Road-9A, Dhaka-1205., Dhaka, Bangladesh	1202830018684288	Shareholder	600,000	0.27%
34	Monjarin Zaman	Apartment- 16, House- 01, Green Haritage Road No- 34, Gulshan, Dhaka, Dhaka, Bangladesh	1202830059154810	Shareholder	1,500,000	0.68%



Sl. No.	Name	Address	BODs	Position	No. of Shares	Pre-IPO (%)
35	Alexander Lee	Apt. B-5, Blue Orchid, House No- 38, Road No- 25, Gulshan-01, Dhaka-1212, Dhaka, Bangladesh	1201540016464801	Shareholder	2,000,000	0.91%
36	Umma Kulsum	Kamini 16, Larmini Street, Level-06, Wari Residential Area, Dhaka-1203, Dhaka, Bangladesh	1201570057656201	Shareholder	200,000	0.09%
37	Mahbubul Hasan	House No- 57, Road - GausulAzam Avenue, Sector- 14, Uttara, Dhaka- 1230, Dhaka, Bangladesh	1202550062877218	Shareholder	3,500,000	1.59%
38	Mizanur Rahman Chowdhury	House No- 403, Road No- 16, Block- A, Flat-A4, Bashundhara R/A, Dhaka, Dhaka, Bangladesh	1201630062885259	Shareholder	500,000	0.23%
39	Ahad M. Bhai	House-11, Road-57, Gulshan-02, Dhaka-1212, Dhaka, Bangladesh	1604650052781312	Shareholder	300,000	0.14%
40	Mr. Md. Salim Sarker	Nagorpar, Companigonj, Muradnagar, Comilla, Bangladesh	1201950000604573	Shareholder	2,000,000	0.91%
41	Md. Arifur Rahman	Apt.-B1, 42/A, SegunBagicha, Dhaka, Dhaka, Bangladesh	1201820000100047	Shareholder	1,000,000	0.45%
42	S.M. Saifur Rahman	Apt.-B3, House-5, Road-8, Sector-3, Uttara, Dhaka, Dhaka, Bangladesh	1201950053625936	Shareholder	2,000,000	0.91%
43	Shahnaz Begum	House No.-01, Flat-C2, Road No.-140, Gulshan -01, Dhaka-1212, Dhaka, Bangladesh	1202550066003217	Shareholder	5,000	0.00%
44	Sayeeda Chowdhury	Plot-19/A, Apartment No-1B, Road No-105, Gulshan-02, Dhaka, Bangladesh	1204880060101253	Shareholder	5,000	0.00%
45	Kazi Shafina	House No.-32, Road No.-113, Apartment No.-501, Gulshan-02, Dhaka-1212, Dhaka, Bangladesh	1204880060101202	Shareholder	5,000	0.00%
46	Baqi Billah	House No. 22, Road, 01, Sector-06, Uttara, Dhaka, Bangladesh	1204880059871876	Shareholder	105,000	0.05%
47	Abul Kalam Azad	House No. 22, Road, 01, Sector-06, Uttara, Dhaka, Bangladesh	1204880059871967	Shareholder	105,000	0.05%
48	Ulfat Kabir	House No. 22, Road, 01, Sector-06, Uttara, Dhaka, Bangladesh	1204880059870285	Shareholder	105,000	0.05%
49	Rezaul Bari	House No. 22, Road, 01, Sector-06, Uttara, Dhaka, Bangladesh	1203500015235864	Shareholder	505,000	0.23%
50	Syed Shafqatul Baqi	House No. 22, Road, 01, Sector-06, Uttara, Dhaka, Bangladesh	1204880061564412	Shareholder	105,000	0.05%
51	Albab Ahmed	House No. 22, Road, 01, Sector-06, Uttara, Dhaka, Bangladesh	1204880059848321	Shareholder	105,000	0.05%
52	Md. Ahsan	Flat-02, Eastern Rokeya Tower, 98 BoroMoghbar, Dhaka-1501, Bangladesh	1201930045553731	Shareholder	10,000,000	4.55%
53	Sefat-E-Mariam	Nikunja-01, Road-05, Housae-47, Dhaka, Bangladesh	1202150018081282	Shareholder	200,000	0.09%
54	Shariful Islam	364/C, Khilhaon, Dhaka, Bangladesh	1201510017197371	Shareholder	20,000	0.01%
55	Tarik Hasan	Block-C, Road-02, Bansree, Dhaka, Bangladesh	1201530052487675	Shareholder	250,000	0.11%
Grand Total					220,000,000	100%



(b) There shall also be a table showing the name and address, age, experience, BO ID Number, TIN number, numbers of shares held including percentage, position held in other companies of all the directors before the public issue;

Sl. No.	Name of Directors	Address	Age (Years)	Experience	BO ID	E-TIN No.	No. of Shares	Pre-Issue [%]	Position held in other companies	
									Other companies	Position
1	Javed Opgenhaffen	House No # 348, Road No # 05, Baridhara DOHS-1206	32	12	1202550046177898	156200143856	69,200,000	31.45%	Fu-Wang Ceramic Industry Limited NJ Holdings Ltd.	Chairman
2	Mohammad Shirajul Islam	Flat No. 2B, House no.76, Road No.9/A, Dhanmondi R/A, Dhaka-1209, Dhaka, Bangladesh	43	20	1201510060596122	127856901935	5,005,000	2.28%	Fu-Wang Ceramic Industry Limited NJ Holdings Ltd.	Independent Director
3	Sayeed Rezaraj Ahmmad (Nominee director of NJ Holdings Ltd.)	Ovizan # 127, Surtorongo Road, Cheragali, Tongi, Gazipur	50	20	1202550062878686	525910295349	5,000,000	2.27%	Fu-Wang Ceramic Industry Limited	Independent Director
4	Mr. Sadad Rahman	House No # 241, Road No # 17, DOHS Mohakhali, Dhaka Cantonment, Dhaka-1206	62	36	1605860064080127	580273995117	N/A	N/A	Fu-Wang Ceramic Industry Limited	Independent Director
5	Mr. Bhuban Chandra Sil	Village # Noapur, Post Office # Kalikapur, P.S. # Fulgazi, Dist. # Feni	44	22	1202900012531936	238279834419	N/A	N/A	-	-



(c) The average cost of acquisition of equity shares by the directors certified by the auditors;

Auditors' Certificate regarding Average Cost of Acquisition of Equity Shares by the Directors

This is to certify that the shares in the equity of S. S. Steel Limited has been allotted at face value in cash and other than cash and the average cost of acquisition of equity by the directors is Tk. 10.00 each. Name wise shareholding position, allotment date and consideration given below:

Date of Allotment	Nature of Transaction	Javed Oppenhaffen	Mohammad Shirajul Islam	NJ Holdings Ltd.	Consideration	Face value of Share (Tk.)
28.09.2015	By Transfer	9,819,000	5,000	-	Cash	10.00
29.09.2015	By Transfer	(2,503,000)	500,000	-		
28.06.2016	ROA	61,384,000	4,500,000	-		
15.12.2016	By Transfer	-	-	100,000		
24.06.2017	By Transfer	-	-	4,900,000		
17.12.2017	By Transfer	500,000	-	-		
Total		69,200,000	5,005,000	5,000,000		

*Face value of company's share was Tk. 100/- each and was converted in to Tk. 10/- dated November 15, 2015; Face value of shares on the above table was considered as Tk. 10/- for better presentation.

Date: October 24, 2017

Sd/-
MABS & J Partners
Chartered Accountants



(d) A detail description of capital built up in respect of shareholding (name-wise) of the issuer's sponsors/ directors. In this connection, a statement to be included:-

Javed Opgenhaffen, Chairman

Date of Allotment/Transfer of fully paid-up shares	Consideration	Nature of issue	No of Equity shares	Face value	Issue Price/ Acquisition Price/ Transfer Prices	Cumulative no. of Equity shares	% pre- issue paid up capital	% Post issue paid up capital	Sources of fund
Transfer (28.09.2015)	Cash	Ordinary Shares	9,819,000	10.00	10.00	9,819,000	31.45%	28.24	Own
Transfer (29.09.2015)			(2,503,000)			7,316,000			
ROA (28.06.2016)			61,384,000			68,700,000			
Transfer (17.12.2017)			500,000			69,200,000			

Mohammad Shirajul Islam, Managing Director

Date of Allotment/Transfer of fully paid-up shares	Consideration	Nature of issue	No of Equity shares	Face value	Issue Price/ Acquisition Price/ Transfer Prices	Cumulative no. of Equity shares	% pre- issue paid up capital	% Post issue paid up capital	Sources of fund
Transfer (28.09.2015)	Cash	Ordinary Shares	5,000	10.00	10.00	5,000	2.28	2.04	Own
Transfer (29.09.2015)			500,000			505,000			
ROA (28.06.2016)			4,500,000			5,005,000			

NJ Holdings Ltd., Director

Date of Allotment/Transfer of fully paid-up shares	Consideration	Nature of issue	No of Equity shares	Face value	Issue Price/ Acquisition Price/ Transfer Prices	Cumulative no. of Equity shares	% pre- issue paid up capital	% Post issue paid up capital	Sources of fund
Transfer (15.12.2016)	Cash	Ordinary Shares	100,000	10.00	10.00	100,000	2.27	2.04	Own
Transfer (24.06.2017)			4,900,000			5,000,000			

*Face value of company's share was Tk. 100/- each and was converted in to Tk. 10/- dated November 15, 2015; Face value of shares on the above table was considered as Tk. 10/- for better presentation.

(e) Detail of shares issued by the company at a price lower than the issue price;

The Company has not issued any share at a price lower than the issue price.



(f) History of significant (5% or more) changes in ownership of securities from inception.

Date of Allotment	Nature of Transaction	Kazi Shakil	Tahiya Shakil	Javed Oppenhaffen	Mohammad Shirajul Islam	Tauhidul I Chaudhury	NJ Holdings Ltd.	Nabina Yasmeen	Shareholdings by other than sponsors & directors	Consideration	Face value of Share (Tk.)
22.12.2001	By Subscription to the MoA	1,500,000	500,000	-	-	-	-	-	-	Cash	10.00
29.09.2013	ROA	4,700,000	-	-	-	-	-	-	-	Other than cash	
04.04.2014	ROA	2,600,000	650,000	-	-	-	-	-	-		
28.09.2015	By Transfer	(8,800,000)	(1,150,000)	9,819,000	5,000	5,000		5,000	116,000		
29.09.2015	By Transfer	-	-	(2,503,000)	500,000	2,000,000			3,000		
23.02.2016	ROA	-	-	-	-	-			1,000		
08.05.2016	By Transfer	-	-	-	-	(2,005,000)			2,005,000		
28.06.2016	ROA	-	-	61,384,000	4,500,000			52,465,488	91,699,512		
29.06.2016	By Transfer	-	-	-	-	-		(6,200,000)	6,200,000	Cash	
15.12.2016	By Transfer	-	-	-	-	-		200	(200)		
15.12.2016	By Transfer	-	-	-	-	-	100,000	(6,900,000)	6,800,000		
20.03.2017	By Transfer	-	-	-	-	-		(11,150,000)	11,150,000		
24.06.2017	By Transfer	-	-	-	-	-	4,900,000	(4,900,000)			
17.12.2017	By Transfer	-	-	500,000	-	-			(500,000)		
Total		0	0	69,200,000	5,005,000	-	5,000,000	23,320,688	117,474,312	220,000,000	

*Face value of company's share was Tk. 100/- each and was converted in to Tk. 10/- dated November 15, 2015; Face value of shares on the above table was considered as Tk. 10/- for better presentation.

CHAPTER - XIV

CORPORATE GOVERNANCE

CHAPTER (XIV): CORPORATE GOVERNANCE

(a) Management disclosure regarding compliance with the requirements of Corporate Governance Guidelines of Bangladesh Securities and Exchange Commission (BSEC);

MANAGEMENT DISCLOSURE REGARDING COMPLIANCE WITH THE REQUIREMENTS OF CORPORATE GOVERNANCE GUIDELINES OF BANGLADESH SECURITIES AND EXCHANGE COMMISSION

The Company declares that it has been complied with the requirements of the applicable regulations of Corporate Governance Guidelines of Bangladesh Securities and Exchange Commission (BSEC) and accordingly constitutes several committees under the board for good governance. A certificate of compliance from competent authority has been incorporated accordingly.

Sd/-
Mohammad Shirajul Islam
Managing Director
S. S. Steel Limited

(b) A compliance report of Corporate Governance requirements certified by competent authority;

Certificate on compliance of conditions of Corporate Governance Guidelines of Bangladesh Securities & Exchange Commission to the Shareholders of S.S. Steel Limited

We have examined the compliance to the BSEC guidelines on Corporate Governance by **S. S. STEEL LIMITED**, for the period from 01 July, 2016 to 30 June, 2017. These guidelines relate to the Notification no. SEC/CMRRCD/2006-158/134/Admin/44 dated 7 August 2012, as amended vide notification dated 21 July, 2013 and 18 August, 2013 of Bangladesh Securities and Exchange Commission (BSEC) on Corporate Governance.

Such compliance to the codes of Corporate Governance is the responsibility of the company. Our examination for the purpose of issuing this certificate was limited to the procedures including implementation thereof as adopted by the Company for ensuring the compliance on the attached statement on the basis of evidence gathered and representation received.

In our opinion and to the best of our information and according to the explanations provided to us, we certify that the Company has complied with the conditions of Corporate Governance as stipulated in the above mentioned guidelines is issued by BSEC.

Sd/-
Atik Khaled Chowdhury
Chartered Accountants

Date: 15 February, 2018
Place: Dhaka, Bangladesh

**STATUS OF COMPLIANCE REPORT ON CORPORATE GOVERNANCE:
COMPLIANCE REPORT ON BSEC'S NOTIFICATION
S.S. STEEL LIMITED**

Status of compliance with the conditions of Corporate Governance Guidelines as set by Bangladesh Securities and Exchange Commission (BSEC) by the Notification no. SEC/CMRRCD/2006-158/134/Admin/44 dated August 07, 2012 and subsequently amended through their notification no. SEC/CMRRCD/2006-158/147/Admin/48 dated July 21, 2013 issued under section 2CC of The Securities and Exchange Ordinance, 1969.

(Report under Condition No.7.00)

Condition No.	Title	Compliance Status(Put ✓ in the appropriate column)		Remarks(if any)
		Complied	Not Complied	
1.00	Board of Directors			
1.1	Board's Size:			
	The number of the Board members of the company shall not be less than 5 (five) and more than 20 (twenty).	✓		The S. S. Steel Limited Board is comprised of 5 Directors.
1.2	Independent Directors:			
1.2 (i)	At least one fifth (1/5) of the total number of directors in the company's board shall be independent directors.	✓		There are two Independent Directors in the S. S. Steel Limited Board, namely Sadad Rahman and Bhuban Chandra Sil and their appointment date as ID on 26-06-2017 respectively.
1.2 (ii) a)	The independent director does not hold any share in the company or holds less than one percent (1%) shares of the total paid-up shares of the company;	✓		
1.2 (ii) b)	The independent director is not a sponsor of the company and is not connected with the company's any sponsor or director or shareholder who holds one percent (1%) or more shares of the total paid-up shares of the company on the basis of family relationship. His/her family members also should not hold above mentioned shares in the company: Provided that spouse, son, daughter, father, mother, brother, sister, son-in-law and daughter-in-law shall be considered as family members.	✓		
1.2 (ii) c)	The independent director does not have any other relationship, whether pecuniary or otherwise, with the company or its subsidiary/associated companies.	✓		
1.2 (ii) d)	The independent director is not a member, director or officer of any stock exchange.	✓		

1.2 (ii) e)	The independent director is not a shareholder, director or officer of any member of stock exchange or an intermediary of the capital market.	√		
1.2 (ii) f)	The independent director is not a partner or an executive or was not a Partner or an executive during the preceding 3 (three) years of the concerned company's statutory audit firm.	√		
1.2 (ii) g)	The independent director shall not be an independent director in more than 3(three) listed companies.	√		
1.2 (ii) h)	The independent director has not been convicted by a court of competent juries diction as a defaulter in payment of any loan to a bank or a Non-Bank Financial Institution (NBFI).	√		
1.2 (ii) i)	The independent director has not been convicted for a criminal offence involving moral turpitude.	√		
1.2 (iii)	The independent director(s) shall be appointed by the board of directors and approved by the shareholders in the Annual General Meeting (AGM).	√		Appointed by the Board of Directors will be placed to next AGM for approval.
1.2 (iv)	The post of independent director(s) cannot remain vacant for more than 90 (ninety) days.	√		
1.2 (v)	The Board shall lay down, a code of conduct of all Board members and annual compliance of the code to be recorded.	√		
1.2 (vi)	The tenure of office of an independent director shall be for a period of 3 (three) years, which may be extended for 1 (one) term only.	√		
1.3 Qualification of Independent Director(ID):				
1.3 (i)	Independent director shall be a knowledgeable individual with integrity who is able to ensure compliance with financials, regulatory and corporate laws and can make meaningful contribution to business.	√		
1.3 (ii)	The person should be a Business Leader/Corporate Leader/Bureaucrat/University Teacher with Economics or Business Studies or Law background/Professionals like Chartered Accountants, Cost & Management Accountants and Chartered Secretaries. The independent director must have at least 12 (twelve) years of corporate management /professional experiences.	√		
1.3 (iii)	In special cases the above qualifications may be relaxed subject to prior approval of the Commission.	-	-	N/A

1.4	Chairman of the Board and Chief Executive Officer:			
	The positions of the Chairman of the Board and the Chief Executive Officer of the companies shall be filled by different individuals. The Chairman of the company shall be elected from among the directors of the company. The Board of Directors shall clearly define respective roles and responsibilities of the Chairman and the Chief Executive Officer.	√		
1.5	The Director's Report to Shareholders			
	The directors of the companies shall include the following additional statements in the Directors' Report prepared under section 184 of the Companies Act, 1994 (Act No. XVIII of 1994):			
1.5 (i)	Industry outlook and possible future developments in the industry	√		
1.5 (ii)	Segment-wise or product-wise performance	-	-	N/A
1.5 (iii)	Risks and concerns	√		
1.5 (iv)	A discussion on Cost of Goods sold, Gross Profit Margin and Net Profit Margin.	√		
1.5 (v)	Discussion on continuity of any Extra-Ordinary gain or loss.	-	-	N/A
1.5 (vi)	Basis for related party transactions- a statement of all related party transactions should be disclosed in the Annual Report.	-	-	N/A
1.5 (vii)	Utilization of proceeds from public issues, rights issues and/or through any others instruments.	-	-	N/A
1.5 (viii)	An explanation if the financial results deteriorate after the company goes for Initial Public Offering (IPO), Repeat Public Offering (RPO), Rights Offer, Direct Listing etc.	-	-	N/A
1.5 (ix)	If significant variance occurs between Quarterly Financial Performance and Annual Financial Statements the management shall explain about the variance on their Annual Report.	-	-	N/A
1.5 (x)	Remuneration to directors including independent directors.	√		
1.5 (xi)	The financial statements prepared by the management of the issuer company present fairly its state of affairs, the result of its operations, cash flows and changes inequity.	√		
1.5 (xii)	Proper books of accounts of the issuer company have been maintained.	√		
1.5 (xiii)	Appropriate accounting policies have been consistently applied in preparation of the financial statements and that the accounting estimates are based on reasonable and prudent judgment.	√		

1.5 (xiv)	International Accounting Standards (IAS)/ Bangladesh Accounting Standards (BAS)/ International Financial Reporting Standard (IFRS)/ Bangladesh Financial Reporting Standards (BFRS), as applicable in Bangladesh, have been followed in preparation of the financial statements and any departure there-from has been adequately disclosed.	√		
1.5 (xv)	The system of internal control is sound in design and has been effectively implemented and monitored.	√		
1.5 (xvi)	There are no significant doubts upon the issuer company's ability to continue as a going concern. If the issuer company is not considered to be a going concern, the fact along with reasons thereof should be disclosed.	√		
1.5 (xvii)	Significant deviations from the last year's operating results of the issuer company shall be highlighted and the reasons thereof should be explained.	-	-	N/A
1.5 (xviii)	Key operating and financial data of at least preceding 5 (five) years shall be summarized.	√		
1.5 (xix)	If the issuer company has not declared dividend (cash or stock) for the year, the reasons thereof shall be given.	√		Due to business expansion dividend has not declared
1.5 (xx)	The number of Board meetings held during the year and attendance by each director shall be disclosed.	√		
1.5 (xxi)	The pattern of shareholding shall be reported to disclosed the aggregate number of shares (along with name wise details where stated below):			
1.5 (xxi) a)	Parent/Subsidiary/Associated Companies and other related parties (name wise details).			N/A
1.5 (xxi) b)	Directors, Chief Executive Officer, Company Secretary, Chief Financial Officer, Head of Internal Audit and their spouses' an admin or children (name wise details).	√		Only directors hold shares of the Company.
1.5 (xxi) c)	Executives.	√		
1.5 (xxi) d)	Shareholders holding ten percent (10%) or more votes' interest in the company (name wise details).	√		
1.5 (xxii)	In case of appointment/re-appointment of a Director the company shall disclose the following information to the shareholders:			
1.5 (xxii) a)	a brief resume of the director;	√		
1.5 (xxii) b)	Nature of his/her expertise in specific functional areas;	√		
1.5 (xxii) c)	Names of companies in which the person also holds the director ship and the membership of committees of the board.	√		

2.00	CHIEF FINANCIAL OFFICER (CFO), HEAD OF INTERNAL AUDIT AND COMPANY SECRETARY (CS)			
2.1	Appointment			
	The company shall appoint a Chief Financial Officer (CFO), a Head of Internal Audit (Internal control and Compliance) and a Company Secretary (CS). The Board of Directors should clearly define respective roles, responsibilities and duties of the CFO , the Head of internal Audit and the CS.	√		The Company has appointed Mr. Mohammad Golam Sabur as Chief Financial Officer (CFO), Poritos Chandra Roy as Head of Internal Audit and Md. Mostafizur Rahman as Company Secretary (CS).
2.2	Requirement to attend the Board Meetings:			
	The CFO and the Company Secretary of the companies shall attend the meetings of the Board of Directors provided that the CFO and /or the Company Secretary shall not attend such part of a meeting of the Board of Directors which involves consideration of an agenda item relating of their personal matters.	√		
3.00	AUDIT COMMITTEE			
3 (i)	The company shall have an Audit Committee as a sub-committee of the Board of Directors.	√		
3 (ii)	The Audit Committee shall assist the Board of Directors in ensuring that the financial statements reflect true and fair view of the state of affairs of the company and in ensuring a good monitoring system within the business.	√		
3 (iii)	The Audit Committee shall be responsible to the Board of Directors. The duties of the Audit Committee shall be clearly set forth in writing.	√		
3.1	Constitution of the Audit Committee:			
3.1 (i)	The Audit Committee shall be composed of at least 3(three) members.	√		
3.1 (ii)	The Board of Directors shall appoint members of the Audit Committee who shall be directors of the company and shall include at least 1 (one) independent director.	√		
3.1 (iii)	All members of the audit committee should be “financially literate” and at least 1 (one) member shall have accounting or related financial management experience.	√		
3.1 (iv)	When the term of service of the Committee members expires or there is any circumstance causing any Committee member to be unable to hold office until expiration of the term of service, thus making the number of the Committee members to be lower than the prescribed number of 3 (three) persons, the Board of Directors shall appoint the new Committee member(s) to fill up the	-	-	N/A

	vacancy(i.e.)immediately or not later than 1 (one) month from the date of vacancy(i.e.) in the Committee to ensure continuity of the performance of work of the Audit Committee.			
3.1 (v)	The company secretary shall act as the secretary of the Committee.	√		
3.1 (vi)	The quorum of the Audit Committee meeting shall not constitute without at least 1 (one) independent director.	√		
3.2	Chairman of the Audit Committee:			
3.2 (i)	The Board of Directors shall select 1 (one) member of the Audit Committee to be Chairman of the Audit Committee, who shall be an independent director.	√		
3.2 (ii)	Chairman of the Audit Committee shall remain present in the Annual General Meeting (AGM).	√		
3.3	Role of Audit Committee shall include the following:			
3.3 (i)	Oversee the financial reporting process.	√		
3.3 (ii)	Monitor choice of accounting policies and principles.	√		
3.3 (iii)	Monitor Internal Control Risk management process.	√		
3.3 (iv)	Oversee hiring and performance of external auditors.	√		
3.3 (v)	Review along with the management, the annual financial statements before submission to the board for approval.	√		
3.3 (vi)	Review along with the management, the quarterly and half yearly financial statements before submission to the board for approval.	√		
3.3 (vii)	Review the adequacy of internal audit function.	√		
3.3 (viii)	Review statement of significant related party transactions submitted by the management.	√		
3.3 (ix)	Review Management Letters/Letter of Internal Control weakness issued by statutory auditors.	√		
3.3 (x)	When money is raised through Initial Public Offering(IPO)/Repeat Public Offering (RPO)/Rights Issue the company shall disclose to the Audit Committee about the uses/applications of funds by major category (capital expenditure, sales and marketing expenses, working capital, etc.), on a quarterly basis and annual basis.	-	-	N/A
3.4	Reporting to the Audit Committee:			
3.4.1	Reporting to the Board of Directors:			
3.4.1 (i)	The Audit Committee shall report on its activities to the Board of Directors.	√		
3.4.1 (ii)	The Audit Committee shall immediately report to the Board of Directors on the followings, if any:	-	-	N/A
3.4.1 (ii) a)	Report on conflicts of interests;	-	-	N/A
3.4.1 (ii) b)	Suspected or presumed fraud or irregularity or material defect in the internal control system;	-	-	N/A

3.4.1 (ii) c)	Suspected in fragment of laws, including securities related laws, rules and regulations; and	-	-	N/A
3.4.1 (ii) d)	Any other matter which shall be disclosed to the Board of Directors immediately	-	-	N/A
3.4.2	Reporting to the Authorities			
	If the Audit Committee has reported to the Board of Directors about anything which has material impact on the financial condition and results of operation and has discussed with the Board of Directors and the management that any rectification is necessary and if the Audit Committee finds that such rectification has been unreasonably ignored, the Audit Committee shall report such finding to the Commission, upon reporting of such matters to the Board of Directors for three times or completion of the period of 6 (six) months from the date of first reporting to the Board of Directors, whichever is earlier.	-	-	N/A
3.5	Reporting to the Shareholders and General Investors			
	Report on activities carried out by the Audit Committee, including any report made to the Board of Directors under condition 3.4.1(ii) above during the year, shall be signed by the Chairman of the Audit Committee and disclosed in the annual report of the issuer company	√		
4.0	EXTERNAL/STATUTORY AUDITORS			
4 (i)	Non-engagement in Appraisal or valuation services or fairness opinions	√		
4 (ii)	Non-engagement in designing and implementation of Financial Information System	√		
4 (iii)	Non-engagement Book-keeping or accounting	√		
4 (iv)	Non-engagement Broker-dealer services	√		
4 (v)	Non-engagement in Actuarial services	√		
4 (vi)	Non-engagement in Internal audit services	√		
4 (vii)	Non-engagement in any other service determined by the Audit Committee	√		
4 (viii)	No partner or employees of the external audit firms shall possess any share of the company they audit at least during the tenure of their audit assignment of that company.	√		
4 (ix)	Audit/certification services on compliance of corporate governance as required under clause (i) of condition No. 7.	√		
5.00	SUBSIDIARY COMPANY:			
5 (i)	Provisions relating to the composition of the Board of Directors of the holding company shall be made applicable to the composition of the Board of Directors of the subsidiary company.	-	-	N/A

5 (ii)	At least 1 (one) independent director on the Board of Directors of the holding company shall be a director on the Board of Directors of the subsidiary company.	-	-	N/A
5 (iii)	The minutes of the Board meeting of the subsidiary company shall be placed for review at the following Board meeting of the holding company.	-	-	N/A
5 (iv)	The minutes of the respective Board meeting of the holding company shall state that they have reviewed the affairs of the subsidiary company also.	-	-	N/A
5 (v)	The Audit Committee of the holding company shall also review the financial statements, in particular the investments made by the subsidiary company.	-	-	N/A
6.00	DUTIES OF CHIEF EXECUTIVE OFFICER (CEO) AND CHIEF FINANCIAL OFFICER (CFO):			
6 (i)	The CEO and CFO shall certify to the Board that they have reviewed financial statements for the year and that to the best of their knowledge and belief;	√		
6 (i) a)	These statements do not contain any materially untrue statement or omit any material fact or contain statements that might be missing leading.	√		
6 (i) b)	These statements together present a true and fair view of the company's affairs and are in compliance with existing accounting standards and applicable laws.	√		
6 (ii)	There are, to the best of knowledge and belief, no transactions entered into by the company during the year which are fraudulent, illegal or violation of the company's code of conduct.	√		
7.00	REPORTING AND COMPLIANCE OF CORPORATE GOVERNANCE:			
7 (i)	The company shall obtain a certificate from a practicing Professional Accountant/Secretary (Chartered Accountant/Cost and Management Accountant/Chartered Secretary) regarding compliance of conditions of Corporate Governance Guidelines of the Commission and shall send the same to the shareholders along with the Annual Report on a yearly basis.	√		
7 (ii)	The directors of the company shall state, in accordance with the Annexure attached, in the directors' report whether the company has complied with these conditions.	√		

(c) Details relating to the issuer's audit committee and remuneration committee, including the names of committee members and a summary of the terms of reference under which the committees operate.

In accordance with the currently accepted Best Practice and Corporate Governance Guidelines adopted by Bangladesh Securities and Exchange Commission (BSEC), the Board appointed Audit Committee and remuneration committee comprises of the following:

Audit Committee Members Name

Sl. No.	Name & Position
1	Mr. Sadad Rahman, (Independent Director), Chairman of the Committee
2	Mohammad Shirajul Islam, Managing Director
3	Sayeed Rezaraj Ahmmad, (Nominee Director)

** The company secretary shall act as the secretary of the Committee.*

Remuneration Committee Members Name

Sl. No.	Name & Position
1	Bhuban Chandra Sil, (Independent Director), Chairman of the Committee
2	Mohammad Shirajul Islam, Managing Director
3	Mohammad Golam Sabur, CFO

** The company secretary shall act as the secretary of the Committee.*

The terms of reference of the audit committee has been agreed upon as follows:

- To review all internal and external audit report.
- To recommend the statutory annual audited financial statements to the Board of Directors for approval.
- To review the finding of the internal and external auditors.
- To review and approve the Annual "Audit Plant" of the Internal Audit Department.
- To monitor the implementation of the recommendations of the Internal and External auditors.
- To review the performance of the external auditors and make recommendations to the Board regarding their appointment and fees.
- To review the quarterly, half yearly and annual financial statements before submission to the Board, focusing particularly on.
- To review the company's statement on internal control systems prior to endorsement by the Board.
- The company secretary shall be the secretary of the audit committee.

The terms of reference of the Remuneration committee has been agreed upon as follows:

- To assist the Board in developing and administering a fair and transparent procedure for setting policy on the remuneration of directors and senior management of the Company
- Determining the remuneration packages
- Review the Annual Confidential Report (ACR) of senior management of the company
- Review and oversee the Company's overall human resources strategy.

CHAPTER - XV

VALUATION REPORT OF SECURITIES PREPARED BY THE ISSUE MANAGER

CHAPTER (XV): VALUATION REPORT OF SECURITIES PREPARED BY THE ISSUE MANAGER

(a) The valuation report of securities offered is prepared and justified by the issue manger on the basis of the financial and all other information pertinent to the issue

The valuation report of securities offered of S. S. Steel Limited prepared by Issue manager (Citizen Securities & Investment Limited) based on financial and all other pertinent to the issue.

(b) To prepare the valuation report, the issue manager may consider all qualitative and quantitative factors which shall be explained in details with rationale to consider such factors, the valuation methods used, sources of information and authenticity of such information;

Qualitative and Quantitative factors for valuation:

Qualitative Justification:

1. Quality Products: The Company has to maintain producing quality products that increase sales volume over the years.

2. Modern Machineries: S. S. Steel Limited has been using modern machineries that increase productivity.

3. Market Share: S. S. Steel Limited market share has been increasing rapidly.

4. Management: Management is highly experience and they are leading persons in their arena.

Quantitative Justification:

Primary Valuation method for the Company is considered on the basis of Net Assets Value based valuation and Earnings based valuation per share.

(c) While preparing the valuation report, the issue manager shall avoid exaggeration and biasness and shall exercise independence and due diligence;

We, the Issue Manager while preparing the valuation report, we avoid exaggeration, biasness and independence and due diligence.

(d) The issue manager shall, among others, consider the following methods for valuation of the securities:

The valuation report of securities shall be prepared on the basis of the financial and all other information pertinent to the issue. The fair value is determined under different valuation methods referred in Clause No. Annexure-E (B) (14) of Bangladesh Securities and Exchange Commission (Public Issue) Rules, 2015. The following table illustrates the calculation of fair value of S. S. Steel Limited under different methods:

Method	Particulars	Amount in Taka
Method-1	Net Asset Value (NAV) per share (without revaluation)	12.00
	Net Asset Value (NAV) per share (with revaluation)	15.35
Method-2	Earning-based value per share	13.55
Method-3	Average market price per share of similar stocks	60.77

The detailed valuation workings under the above-mentioned methods are furnished under the head of “**Valuation under different methods as prescribed in clause no. Annexure-E(B)(14) of Bangladesh Securities and Exchange Commission (Public Issue) Rules, 2015**” described in this section.

**VALUATION UNDER DIFFERENT METHODS AS PRESCRIBED IN CLAUSE NO. ANNEXURE- E (B) (14) OF
BANGLADESH SECURITIES AND EXCHANGE COMMISSION (PUBLIC ISSUE) RULES, 2015**

Method 1: Net Asset value (NAV) per share

Net Asset Value (NAV) per share (without Re-valuation)

(As per Audited Financial Statements)

Sl. No.	Particulars	Amount in BDT (As per June 30, 2017)
a)	Total Asset	5,359,220,952
b)	Less: Intangible Assets	(36,634,282)
c)	Less: Liabilities	(2,681,490,129)
Net Asset Value		2,641,096,541
Number of Shares		220,000,000
Net Asset Value per share before Revaluation		12.00

Net Asset Value (NAV) per share (with Re-valuation)

(As per Audited Financial Statements)

Sl. No.	Particulars	Amount in BDT (As per June 30, 2017)
a)	Total Asset	6,096,070,054
b)	Less: Intangible Assets	(36,634,282)
c)	Less: Liabilities	(2,681,490,129)
Net Asset Value		3,377,945,643
Number of Shares		220,000,000
Net Asset Value per share before Revaluation		15.35

Method 2: Earning-based-value calculated on the basis of weighted average of net profit after tax for immediate preceding five years or such shorter period during which the issuer was in commercial operation;

Average Price Earnings of Market & Sector		
Month	Sector	Market
October-2017	19.12	16.10
November-2017	19.39	16.47
December-2017	18.70	17.28
January-2018	17.95	17.18
February-2018	17.17	16.47
March-2018	16.50	15.67
Average	18.14	16.53
Considering Lower P/E of 18.14 & 16.53 is 16.53		

Source: DSE Monthly Review.

Period	No. of Share	Net Profit after tax	Weight of No. of Shares	Weighted Average of Net Profit after tax
September 30, 2013	6,700,000	22,550,079	0.016	367,069
September 30, 2014	9,950,000	27,675,062	0.024	669,016
September 30, 2015	9,950,000	11,583,791	0.024	280,026
June 30, 2016**	165,000,000	95,480,097	0.401	38,275,549
June 30, 2017	220,000,000	265,018,608	0.534	141,652,317
Total	411,600,000	422,307,637	1.00	181,243,977
No. of shares outstanding before IPO				220,000,000
EPS based on weighted Average of Net Profit after Tax				0.82
Present Market P/E (Considering Lower P/E of 18.14 & 16.53 is 16.53)				16.53
Earnings based Value per share [0.82 x16.53]				13.55

** As per finance act 2015 of Bangladesh, S. S. Steel limited change their financial year from October to September, to July to June.

Method 3: average market price per share of similar stocks for the last one year immediately prior to the offer for common stocks with reference and explanation of the similarities or in case of repeat public offering, market price per share of common stock of the issuer for the aforesaid period.

Sl. No.	Month	Closing Price		
		BSRM Steel Limited	Ratanpur Steel Re-Rolling Mills Limited	GPH Ispat Ltd.
01	29-Jun-17	90.90	81.50	44.30
02	31-Jul-17	91.40	82.10	43.90
03	31-Aug-17	87.10	79.80	43.00
04	28-Sep-17	83.00	61.20	39.20
05	31-Oct-17	80.00	59.10	37.20
06	30-Nov-17	79.50	67.90	40.10
07	28-Dec-17	78.50	61.80	38.80
08	31-Jan-18	73.20	58.20	39.40
09	28-Feb-18	70.90	56.20	37.50
10	29-Mar-18	73.30	48.70	35.60
11	30-April-18	76.80	51.20	36.90
12	31-May-18	70.70	50.90	37.80
Average Price		79.61	63.22	39.47
Average price of these 3 (Three) similar stocks				60.77

Sources of Information:

1. Annual Report of Issuer Company
2. Monthly review published by Dhaka Stock Exchange Ltd.

Reference and explanation of similarities:

BSRM Steel Limited, Ratanpur Steel Re-Rolling Mills Limited and GPH Ispat Ltd. are the listed company engaged in manufacturer of Steel Company and the business nature of S. S. Steel Limited is similar to these said companies. Thus, we have considered these companies to calculate average market price.

Offer Price:

Based on the above-mentioned valuation methodologies as per Bangladesh Securities and Exchange Commission (Public Issue) Rules, 2015, the management of the company in consultation with the Issue Manager has set the issue price at BDT 10.00 each at par value.

Conclusion:

Therefore, the issue manager and management of the company believes that the offering price of Tk.10.00 per share is justified.

CHAPTER - XVI

DEBT SECURITIES

CHAPTER (XVI): DEBT SECURITIES

(a) The terms and conditions of any debt securities that the issuer company may have issued or is planning to issue within next six months, including their date of redemption or conversion, conversion or redemption features and sinking fund requirements, rate of interest payable, Yield to Maturity, encumbrance of any assets of the issuer against such securities and any other rights the holders of such securities may have;

The Company has not issued or is planning to issue any debt security within six months.

(b) All other material provisions giving or limiting the rights of holders of each class of debt securities outstanding or being offered, for example subordination provisions, limitations on the declaration of dividends, restrictions on the issuance of additional debt or maintenance of asset ratios;

The Company has not issue any debt security.

(c) Name of the trustee(s) designated by the indenture for each class of debt securities outstanding or being offered and describe the circumstances under which the trustee must act on behalf of the debt holders;

The Company has not issue any debt security. So there is no trustee for this issue.

(d) Repayment or redemption or conversion status of such securities.

The Company has not issue any debt security. So there is no repayment or redemption or conversion status of such securities.

CHAPTER - XVII

PARTIES INVOLVED AND THEIR RESPONSIBILITIES

CHAPTER (XVII): PARTIES INVOLVED AND THEIR RESPONSIBILITIES

(a) Issue manager;

Sl. No.	Name of the Issue Manager	Responsibilities of the Issue Manager
1	Citizen Securities & Investment Limited	The Issue Manager will act as the manager to the issue for the public issue as described in the Bangladesh Securities and Exchange Commission (Public Issue) Rules, 2015.

(b) Underwriters;

Sl. No.	Name of the Underwriters	Responsibilities of the Underwriters
1	First Security Islami Capital & Investment Limited	The Underwriter(s) is responsible to underwrite the public offering on a firm- commitment basis as per requirement of Bangladesh Securities and Exchange Commission (Public Issue) Rules 2015. In case of under-subscription in any category by up to 35% in an initial public offer, the unsubscribed portion of securities shall be taken up by the underwriter(s).
2	BMSL Investment Limited	

(c) Statutory Auditors;

Sl. No.	Name of the Auditor	Responsibilities of the Auditor
1	MABS & J. Partners Chartered Accountants	Auditor's responsibility is to express an opinion on the financial statements based on their audit. An Auditor will conduct the audit in accordance with Bangladesh Standards on Auditing (BSA) is responsible for obtaining reasonable assurance that the financial statements taken as a whole are free from material misstatement, whether caused by fraud and error. Owing to the inherent limitations of an audit, there is an unavoidable risk that some material misstatements of the financial statements may not be detected, even though the audit is properly planned and performed in accordance with the BSAs.

(d) Cost Auditor;

The cost and management accountants is not applicable for this issue.

(e) Valuer;

Sl. No.	Name of the Valuer	Valuation Year	Responsibilities of the Valuer
1	Ata Khan & Co. Chartered Accountants	2011	The valuer's responsibility is to conduct and prepare an appraisal of valuation of Land and land development and Building and other constructions as owned by the company. The purpose of the valuation is to identify the fair value of the assets & restate accordingly in the books of account. Accordingly, valuers' have performed the necessary inspection, made relevant enquiries and obtained such further information available for the purpose of providing the opinion on the value of the Land and land development and Building and other constructions.
2	Axis Resourced Ltd. Valuer, Management & Financial Consultant	2016	The valuer's responsibility is to conduct and prepare an appraisal of valuation of Land and land development, Office Building, Factory Building & Other Civil Works and Plant & Machinery as owned by the company. The purpose of the valuation is to identify the fair value of the assets & restate accordingly in the books of account. Accordingly, valuers' have performed the necessary inspection, made relevant enquiries and obtained such further information available for the purpose of providing the opinion on the value of the Land and land development, Office Building, Factory Building & Other Civil Works and Plant & Machinery.

(f) Credit rating Company.

The credit rating is not applicable for this issue.

CHAPTER - XVIII

MATERIAL CONTRACTS

CHAPTER (XVIII): MATERIAL CONTRACTS

(a) Major agreements entered into by the issuer;

- i) Underwriting Agreement between the Company and the Underwriters.
- ii) Issue Management Agreement between the Company and the Manager to the Issue, Citizen Securities & Investment Limited.

(b) Material parts of the agreements;

Issue Manager:

Contract	Material parts of the agreements	
Issue Management Agreement with: 1. Citizen Securities & Investment Limited	Signing Date:	September 12, 2017
	Tenure:	This Agreement shall be valid until completion of subscription of shares and unless this Agreement is extended or earlier terminated in accordance with the terms of this Agreement.
	Principal Terms and Condition:	<p>1. ISSUE MANAGER</p> <p>1.1 Subject to the terms and conditions hereunder, the ISSUER upon undertaking the PUBLIC ISSUE shall engage the ISSUE MANAGER for rendering the services to be performed under this agreement.</p> <p>1.2 That the ISSUE MANAGER shall act as the Manager to the Issue and render financial consultancy services to the PUBLIC ISSUE as described hereunder in Clause 2.</p> <p>2. SCOPE OF SERVICES The scope of the services to be rendered by the ISSUE MANAGER to the ISSUER under this agreement shall be as detailed hereunder:</p> <p>2.1 ISSUE MANAGEMENT SERVICES</p> <p>2.1.1 Regulatory Compliance</p> <ul style="list-style-type: none"> a) Collect all necessary documents/information from the issuer as required by the Bangladesh Securities and Exchange Commission (Public Issue) Rules, 2015; b) Preparing the Red-Herring Prospectus as required by the Bangladesh Securities and Exchange Commission (Public Issue) Rules, 2015; c) Assist the Issuer for conducting the Road Show to facilitate Eligible Investors (EIs) to know about the company and all aspect of offering; d) Finalization of the Red-herring Prospectus based on the observations by the EIs; e) Assist the Issuer to prepare all related necessary documents for submission and filing of application of the PUBLIC ISSUE to the Bangladesh Securities and Exchange Commission (BSEC) and Stock Exchanges; f) Incorporation of modification suggested by BSEC and Stock

	<p>Exchanges;</p> <ul style="list-style-type: none"> g) Assist the Issuer in obtaining approval from the BSEC to commence bidding by the EIs; h) Assist Registrar to the Issue in the bidding process along with the Stock Exchanges and EIs; i) Assist the Issuer to determine the Cut-off price for EIs and Public Offering Price for General Public; j) Submission of draft Prospectus to BSEC and Stock Exchanges along with the cut-off Price, public offering price, total issue size and necessary documents after completion of bidding; k) Assist the Issuer in obtaining approval from the BSEC; l) Assist Registrar to the Issue in conducting lottery if there is any over-subscription; m) Prepare the abridged version of the approved Prospectus. <p>2.1.2 Underwriting Co-operation</p> <ul style="list-style-type: none"> a) Preparation of Information Memorandum for the Underwriters b) Documentation/preparation of underwriting agreement etc. c) Placing of underwriting proposals d) Selection of Underwriter(s) in consultation with the ISSUER <p>2.1.3 Issue Arrangements</p> <ul style="list-style-type: none"> a) Selection of Lead Banker for IPO in consultation with the ISSUER b) Filing of application for listing on Dhaka Stock Exchange Limited and Chittagong Stock Exchange Limited c) Filing of the BSEC approved Prospectus with Registrar of Joint Stock Companies and Firms (RJSC&F) <p>2.1 The ISSUE MANAGER shall assist the Registrar to the Issue in taking such steps as are necessary to ensure completion of allotment and dispatch of letters of allotment and refund warrants to the applicants according to the basis of allotment approved by the Bangladesh Securities and Exchange Commission. The ISSUER undertakes to bear all the PUBLIC ISSUE related expenses including road show, share application processing, lottery conduction, allotment and dispatch of letters of allotment and refund warrant. The ISSUER shall also bear all expenses related to printing and issuance of share certificate and connected government stamps and hologram expenses.</p> <p>2.2 The ISSUE MANAGER will also co-operate the Registrar to the Issue.</p> <p>2.3 Notwithstanding the above, if any other services required but not listed herein above for the effective PUBLIC ISSUE shall perform the same.</p>
--	--

Underwriter:

Contract	Material parts of the agreements	
<p>Underwriting agreements with:</p> <p>1. First Security Islami Capital & Investment Limited</p> <p>2. BMSL Investment Limited</p>	Signing Date:	September 14, 2017
	Tenure:	This Agreement shall be valid until completion of subscription of shares and unless this Agreement is extended or earlier terminated in accordance with the terms of this Agreement.
	Principal Terms and Condition:	<ol style="list-style-type: none"> 1. The Company shall issue 25,000,000 ordinary shares of BDT 10.00 at par totaling BDT 250,000,000.00 through General Public subscription through publishing a prospectus in accordance with the consent of the Bangladesh Securities and Exchange Commission (BSEC) and the provision of this Agreement. 2. Prior to the publication of the Prospectus, the Company shall obtain a consent from the Bangladesh Securities and Exchange Commission permitting the issue as described in No. 1 terms and condition and provide for payment of initial underwriting commission not exceeding 0.50% (zero point five zero percent) on the amount underwritten. 3. The Company shall make media campaign and publicity of the offer for subscription to the extent as may be reasonably requested by the Issue Manager prior to opening and during offer period of subscription list with publicity material as approved by the BSEC. 4. The Company shall comply with any other formalities required under law of the land, for raising fund publicly. <p>If and to the extent that the shares offered to the public by a prospectus authorised hereunder shall not have been subscribed and paid for in cash in full by the Closing Date of subscription, the Company shall within 10 (Ten) days of the closure of subscription call upon the underwriter in writing with a copy of the said writing to the Bangladesh Securities and Exchange Commission, to subscribe the shares not subscribed by the closing date and to pay for in cash in full, inclusive of any premium if applicable, for such unsubscribed shares within 15 (Fifteen) days after being called upon to do so. If payment is made by Cheque/Bank Draft by the underwriter it will be deemed that the underwriter has not fulfilled his obligation towards his underwriting commitment under this Agreement, until such time as the Cheque/Bank Draft has been encashed and the Company's account credited. In any case within 7 (seven) days after the expiry of the aforesaid 15 (fifteen) days, the Company shall send proof of subscription and payment by the underwriter to the Commission.</p> <p>In the case of failure by the underwriter to pay for the shares under the terms mentioned above, the said underwriter will not be eligible to underwrite any issue, until such time as he fulfils his underwriting commitment under this Agreement and also other</p>

		<p>penalties as may be determined by the Commission may be imposed.</p> <p>In the case of failure by the underwriter to pay for the shares within the stipulated time, the Company/issuer will be under no obligation to pay any underwriting commission under this Agreement.</p> <p>In the case of failure by the Company to call upon the underwriter for the aforementioned purpose within the stipulated time, the Company and its Directors shall individually and collectively be held responsible for the consequences and/or penalties as determined by the Bangladesh Securities and Exchange Commission under the law.</p> <p>5. That the signatories to this Agreement have duly been authorised by the Board of Directors of both the Company and the underwriter to execute and give effect to this Agreement from the date written herein above.</p> <p>6. The liability of the underwriter under this clause shall be in proportion to but not exceeding the shares agreed to be underwritten by it; provided that the aforementioned request of the Company shall be supported by official certificates and other documents of subscription obtained from the Stockbrokers and Merchant Bankers and a declaration of the Company as to the final result of the Public subscription.</p> <p>7. The Company shall pay to the underwriter an underwriting commission at the rate of 0.50% (zero point five zero percent) of the amount underwritten hereby agreed to be underwritten by it.</p>
--	--	--

(c) Fees payable to different parties.

(i) Commission for Underwriters:

The Company shall pay to the underwriters an underwriting commission at the rate of 0.50% of 35% of the total IPO amount (i.e. Tk. 87,500,000) of the issue value of shares underwritten by them.

(ii) Fees for the issue management services:

Sl. No.	Name of Issue Manager	Amount in BDT
1	Citizen Securities & Investment Limited	2,500,000

CHAPTER - XIX

LITIGATIONS, FINE OR PENALTY

CHAPTER (XIX): OUTSTANDING LITIGATIONS, FINE OR PENALTY

a) The following litigations including outstanding litigations against the issuer or any of its directors and fine or penalty imposed by any authority:

The Issuer or director or of S. S. Steel Limited was not involved in any of the following types of legal proceedings are mentioned below:

(i)	Litigation involving Civil Laws	:	There is no litigation of the Issuer or director(s) in a civil proceeding
(ii)	Litigation involving Criminal Laws	:	There is no litigation of the Issuer or director(s) in a criminal proceeding
(iii)	Litigation involving Securities, Finance and Economic Laws	:	There is no order, judgment or decree of any court of competent jurisdiction against the Issuer or director(s) permanently or temporarily enjoining, barring, suspending or otherwise limiting the involvement of any director(s) or officer in any type of Securities, Finance and Economic Laws
(iv)	Litigation involving Labor Laws	:	There is no litigation of the Issuer or director(s) in connection to applicable Labor Laws
(v)	Litigation involving Taxation (Income tax, VAT, Customs Duty and any other taxes or duties)	:	There is no litigation of the Issuer or director(s) in connection to taxation (Income tax, VAT, Customs Duty and any other taxes or duties)
(vi)	Litigation involving any other Laws	:	There is no litigation involving any other Laws.

b) Outstanding cases filed by the company or any of its directors:

There are no outstanding cases filed by the Issuer or any of its directors to any of the following types of legal proceedings mentioned below:

(i)	Litigation involving Civil Laws	:	No cases filed by the company or any of its directors.
(ii)	Litigation involving Criminal Laws	:	No cases filed by the company or any of its directors.
(iii)	Litigation involving Securities, Finance and Economic Laws	:	No cases filed by the company or any of its directors.
(iv)	Litigation involving Labor Laws	:	No cases filed by the company or any of its directors.
(v)	Litigation involving Taxation (Income tax, VAT, Customs Duty and any other taxes or duties)	:	No cases filed by the company or any of its directors except the Company Appeal against DCT.
(vi)	Litigation involving any other Laws	:	No cases filed by the company or any of its directors.

CHAPTER - XX

RISK FACTORS AND MANAGEMENT'S PERCEPTIONS ABOUT THE RISKS

CHAPTER (XX): RISK FACTORS AND MANAGEMENT'S PERCEPTIONS ABOUT THE RISKS

The disclosures of Risk factors shall include, where applicable, the following:

- (i) Internal risk factors;
- (ii) External risk factors.

(i) Internal risk factors may include, among others:

a) Credit Risk;

Credit risk is the risk that one party to a financial instrument will cause a financial loss for the other party by failing to discharge on obligation. Credit risk information helps users of financial statements to assess the credit quality of the entity's financial assets and level & sources of impairment loss.

Management Perception

Management has credit policy in place and exposure to credit risk is well-monitored. The company is engaged in the business of manufacturing MS-ROD. The company enjoys credit facilities from different financial institutions. Because of these credit facilities the company faces certain degree of credit risks. The management ensures strong credit control and collection policies to mitigate credit risks. In Addition Company collect bank guaranty to minimize the credit risk.

b) Liquidity Risk;

The risk that a company may be unable to meet short term financial demands. This usually occurs due to the inability to convert its current assets to cash without a loss of capital or income. Liquidity is a common phenomenon of the business.

Management Perception

S. S. Steel Limited is doing its level best to manage working capital management in efficient way to maintain liquidity risk. Management is dealing with accounts payable, inventory and accounts receivable efficiently. The company ensures of having sufficient cash and cash equivalents to meet expected operational expenses including financial obligations through preparation of forecasted cash flow with due consideration of time line of payment of the financial obligation and accordingly arrange for sufficient fund to make the expected payment with due date.

c) Risk associated with the issuer's interest in subsidiaries, joint ventures and associates;

Since S. S. Steel Limited has no subsidiaries, joint ventures and associates concern. So, this risk is not applicable for this Company.

d) Significant revenue generated from limited number of customers, losing any one or more of which would have a material adverse effect on the issuer;

There is risk involved in having limited number of customer and losing of that particular customer has negative impact on company's sales and cash flow as well.

Management Perception

Our management is always keen to find out new buyers which boost up the sales. We are not dependent on any particular or limited number of customers to operate our business. The name of our top customers are Alta Syndicate, Hasanabad Taders, Huney Trade, Modina Trading, AJ Corporation Ltd., Dipon Infrastructure Services Ltd., Mizan Trading, Desh Energy, Udyan Builders, Kismot Trading, G.M .Steel Agency, F H Traders and NDE.

e) Dependency on a single or few suppliers of raw materials, failure of which may affect production adversely;

There is also risk involved in having limited number of suppliers as well. Single or few suppliers may exploit the company by price hike, untimely delivery and low quality of product.

Management Perception

We are not depended on a single or few suppliers of raw materials. S. S. Steel has a good number of vendors for each and every ingredient and services, the company has more than one approved vendors. It uses to conduct vendor audit and its concerned professionals are very conscious regarding the vendor issue. Further, we assume that sourcing of raw material would be comparatively easier in times to come as due to globalization, the world economy opened much more than it was in older days and world is becoming like a global village. The name of our top suppliers are Khan & Brothers, Khan Iron, Meghna Trade Associates, Mama Vhagina Enterprise, Pacific Traders, Steel Sales Corner, Ferro Alloy Co. (Pvt.) Ltd, Bangladesh Sourcing, Prolific Asia and Pacific International.

f) More than 20% revenue of the issuer comes from sister concern or associate or subsidiary;

The company does not generate 20% or more revenue from any of our sister concerns or associate or subsidiary.

g) Negative earnings, negative cash flows from operating activities, declining turnover or profitability, during last five years, if any;

Management Perception

The Company does not have any negative earnings, negative cash flows from operating activities, declining turnover or profitability, during last five years except negative cash flows from operating activities during the year ended June 30, 2016. The company managed to overcome the situation by maintaining the receivable and inventory at an optimum level.

h) Loss making associate or subsidiary or group companies of the issuer;

S. S. Steel Limited does not have any investment in loss making associate or subsidiary or group companies.

i) Financial weakness and poor performance of the issuer or any of its subsidiary or associates;

Any kind of financial weakness and poor performance of the issuer or any of its subsidiary or associates.

Management Perception

Sales is one of the key indicators of success of a business if there is good margin of profit. S. S. Steel Limited has been experiencing with increasing sales growth which is boosting up the profitability for last three years. Current and quick ratios are also in favor of the company. Debt to Equity ratio is less than 1 and it is in decreasing trend which means that company is reducing its dependency on debt capital and we do not have any subsidiary.

j) Decline in value of any investment;

The Company has no such investment. Hence, there is no risk of such type.

k) Risk associated with useful economic life of plant and machinery, if purchased in second hand or reconditioned;

The Company is using machineries of the world's most reputed and renowned brand and were imported in brand new condition.

l) Adverse effect on future cash flow if interest free loan given to related party or such loans taken from directors may recalled;

It is loan given and taken from related party and directors as well. If company gives such loan without interest to related party, there is interest burden for the company if the money was taken as loan. On the other hand, if such loan are taken from directors, it will have an impact on the cash flow to pay off the loan to the Directors.

Management Perception

S. S. Steel Limited did not provide any loan to its related party. As such, this risk is not applicable.

m) Potential conflict of interest, if the sponsors or directors of the issuer are involved with one or more ventures which are in the same line of activity or business as that of the issuer and if any supplier of raw materials or major customer is related to the same sponsors or directors;

In these cases there is high chance of compromise among the related companies because of conflict of Interest.

Management Perception

No S. S. Steel Limited's sponsor or director is engaged in same line of business of the issuer Company. No supplier of raw materials or major customer is related to the same sponsors or directors. So, such risk is not relevant to S. S. Steel Limited.

n) Related party transactions entered into by the company those may adversely affect competitive edge;

Related party transaction of the issuer creates conflict of interest which reduces the competitive advantage of the issuer.

Management Perception

S. S. Steel Limited does not engage any such transaction, which may adversely affect competitive edge.

o) Any restrictive covenants in any shareholders' agreement, sponsors' agreement or any agreement for debt or preference shares or any restrictive covenants of banks in respect of the loan or credit limit and other banking facilities;

All information must be known to the potential investor so that investor's interest may not be hampered in future. So, any restrictive covenants, if it goes against potential investors, will make investors in threat.

Management Perception:

There are no restrictive covenants in any shareholders' agreement, sponsors' agreement or any agreement relating to debt or preference shares or any restrictive covenants of Banks in respect of loan or credit limit and other banking facilities.

p) Business operations may be adversely affected by strikes, work stoppages or increase in wage demands by employees;

In such case, company's business operation will be hampered.

Management Perception:

Employee unrest is part of business and it is important to deal with labor unrest efficiently. S. S. Steel Limited has different incentive packages for their employees so that they can be beneficial to such package. Because they believe that employees are very important part of the business.

q) Seasonality of the business of the issuer;

It is the risk involving that company is not doing business round the year.

Management Perception:

There are no seasonal risk for this kind of business.

r) Expiry of any revenue generating contract that may adversely affect the business;

This is the risk of losing customers affecting future sales.

Management Perception

S. S. Steel Limited has no long-term revenue generating contract with any customer. So, there is no chance to affect the business adversely on this ground.

s) Excessive dependence on debt financing which may adversely affect the cash flow;

As per Financial Statement for the year ended 30.06.2017 the debt equity ratio is 54% which means the company is in highly leverage.

Management Perception:

For last five years we have been reducing our dependence on debt financing and it is now less than 1 in comparison with debt to equity ratio.

t) Excessive dependence on any key management personnel absence of whom may have adverse effect on the issuer's business performance;

Excessive dependence on key management affects the business if the management is changed in future, which will create vacuum. Besides, if the key management personnel is of bad intention, excessive dependence will also affect the business.

Management Perception:

Corporate Governance is well practiced in S. S. Steel Limited. The company also has a well-placed organ gram. So any change in the key management can be replaced with capable professionals.

u) Enforcement of contingent liabilities which may adversely affect financial condition;

It is the future burden of liabilities that the investors will take on their shoulders. Contingent liabilities reduced the assets or create obligation to pay the liabilities.

Management Perception:

The Company does not have any contingent liabilities which may adversely affect financial condition.

v) Insurance coverage not adequately protect against certain risks of damages;

Insurance ensures and protects to deal with uncertainty of future material loss/damage. Therefore, insurance coverage is important for the business.

Management Perception:

We have different insurance coverage for all the relating issues that are risky to operating our business. While we maintain insurance coverage, in amounts which we believe are commercially appropriate are taken into consideration. We may not have sufficient insurance coverage to cover all possible economic losses as the losses are not always quantifiable. Additionally, there may be other risks which are uninsurable of or not insurable in commercially acceptable terms. Apart from that the company's insurance policies are adequate for protection against risks of damages.

w) Absence of assurance that directors will continue its engagement with Company after expiry of lock in period;

Directors run the company with the accumulated finance from public and other financing source. If directors discontinue to run the business, there will be negative impact on business and share price as well.

Management Perception

Our directors are involved in the business and they will continue the business after expiry of lock in period as per the company act.

x) Ability to pay any dividends in future will depend upon future earnings, financial condition, cash flows, working capital requirements and capital expenditure;

Dividend payment is highly dependent on company's ability to generate positive cash flow from operating profit of the business. If company cannot earn good amount of profit from operation, it is unlikely to pay dividend.

Management Perception:

We have been a profitable entity over a long time and the profit is on the uptrend. So we are in belief that we will be able to pay dividend from our earning profit.

y) History of non-operation, if any and short operational history of the issuer and lack of adequate background and experience of the sponsors;

Since inception, the company has grown consistently. It has achieved successes in every instance. Expertise and discretion of our management have made it possible. The company has, thus, never been in non-operative state.

z) Risks related to engagement in new type of business, if any;

S. S. Steel Limited has no plan to engage in new type of business in near future.

aa) Risk in investing the securities being offered with comparison to other available investment options;

If the issue price goes down after floating, there is investment risk for the potential investors.

Management Perception:

We are profitable entity over long time and we have been operating our business efficiently. Therefore, it is not risky in investing securities in comparison with other available investment option.

bb) Any penalty or action taken by any regulatory authorities for non-compliance with provisions of any law;

It creates a negative impression on the issuer.

Management Perception

No penalty or action taken by any regulatory authorities for non-compliance with provisions of any law;

cc) Litigations against the issuer for Tax and VAT related matters and other government claims, along with the disclosures of amount, period for which such demands or claims are outstanding, financial implications and the status of the case;

If any kind of Litigations against the issuer for Tax and VAT related matters and other government claims, along with the disclosures of amount, period for which such demands or claims are outstanding, financial implications and the status of the case.

Management Perception:

No, we did not have any litigation relating to Tax, VAT or other government claims against of our company.

dd) Registered office or factory building or place of operation is not owned by the issuer;

Factory building should be owned by the company. Otherwise, there is risk of hike in factory rent in the years to come and threat of shifting the factory as well.

Management Perception:

The Company owns the registered & factory office building. Therefore, it is not a risk.

ee) Lack of renewal of existing regulatory permissions or licenses;

In this case company is not following the law to renew its all licenses.

Management Perception

A dedicated team supervises renewal processes of all the regularity permission/licenses. So, risk with regard to lack of renewal of existing regulatory permissions/licenses is very remote.

ff) Failure in holding AGM or declaring dividend or payment of interest by any listed securities of the issuer or any of its subsidiaries or associates;

Failure in holding AGM or declaring dividend indicates the lack of compliance to the regulatory rules. Failure of payment of interest indicate the poor cash generation to the company to pay interest and debt service. The overall impression will be negative for the company.

Management Perception

We do not have any listed securities and we do not have any subsidiary or associates.

gg) Issuances of securities at lower than the IPO offer price within one year;

The management ultimate goal is to maximize the wealth of the company. If share price goes up, it maximizes wealth of the company. On the other hand, if share price goes down, it minimizes the wealth of the company.

Management Perception

S. S. Steel Limited has no plan to issue any sort of securities within one year of IPO. As such, this issue is not applicable for the Company.

hh) Refusal of application for public issue of any securities of the issuer or any of its subsidiaries or associates at any time by the Commission.

The Company never issued any of its securities at lower than the IPO offer.

(ii) External risk factors may include among others:

a) Interest rate risks;

Interest rate is concerned with borrowed funds of short term & long-term maturity. Interest rate risk is the risk that company faces due to unfavorable movements in the interest rate. Volatility in money market & increasing demand for loans/investment funds raise the rate of interest. A change in the government's policy also tends to increase the interest rate. High rate of interest enhances the cost of fund of a company. Such rise in the interest rates however mostly affect companies having floating rate loans.

Management perception

The Management of S. S. Steel Limited always emphasizes on the management of its finance to an optimum capital structure of the company, so that the cost of capital remains minimum. The management prefers to procure long-term borrowing with minimum interest rate and the short term borrowing with reasonable competitive rate. Moreover, the company has been repaying borrowed funds on a continuous basis. Additionally, the management of the Company emphasizes on equity base financing to reduce the dependency on borrowing, suggesting the management perception for interest rate risk to have a minimal impact on the company's profitability and viability.

b) Exchange rate risks;

Exchange rate risk occurs due to changes in foreign currency exchange rates. As the company imports raw material and equipment from abroad and earns revenue in local currency, unfavorable volatility or currency fluctuation may affect the profitability of the company. If exchange rate is decreased against local currency opportunity will be created for generating more profit.

Management perception

Appropriate and responsible hedging mechanisms are employed by S. S. Steel Limited in the past in case of significant taka devaluation in order to keep the cost minimum and same will be followed in future. However, if the price of the US dollar appreciates too sharply against the BDT, this will be a nationwide phenomena experienced by the whole industry. In such a scenario, there will be a market adjustment in end product prices.

c) Industry risks;**(I) Profitability may be Affected**

The company is operating in a moderate competitive industry with low profit & highly sensitive to the market. Moreover the company faces competition from a small number of private sector mills those are found to be steady in the market. Inability of offering competitive products will hinder the company's growth potential.

Management Perception

The company has successfully accessed the market till date and is working on offering new and better quality products at competitive terms. Moreover, the company's track record for operating profitability and highly market potential environment establishes its capability.

(II) New entrants may enhance Competition

New entrants of similar/higher scale may push the company in a competitive scenario.

Management Perception

Implementation of similar project generally have a lead time of 2 (two) years and before the earliest entrant the company will be able to consolidate its both financial as well as market position. Furthermore, with the track record of S. S. Steel Limited and its market reputation it will be very difficult for new comers to make the quality SS TIGER 500W TMT MS-Reformed BAR. Moreover, SS TIGER 500W TMT MS-Reformed BAR manufacturing is a high capital-intensive and engineering industry and therefore, barriers to entry are high. Hence, first-mover's advantage is big and S. S. Steel Limited, with its past experience and performance, will enjoy this advantage.

d) Economic and political risks;

Bangladesh is prone to serious unrest in the political condition which produces Hartal, Road-Block and many other barriers to the business. This could also propel the cost of the product upwards.

Management Perception

Although the country has passed a political turmoil until the end of last year, a sound political atmosphere is prevailing from early this year which is expected to continue in future. Both the ruling and opposition parties are committed to the betterment of the country. Last democratic national assembly election and local council polls are instances of peaceful political situation in Bangladesh.

e) Market and technology-related risks;

Technology always plays a vital role for each and every type of business. Better technology can increase productivity and reduce costs of production. Firms are exposed to technology risks when there are better technologies available in the market than the one used by the company which may cause technological obsolescence and negative operational efficiency.

Management Perception

The company is aware of technological changes and has adopted new technology according to its needs. S. S. Steel Limited used Induction furnace technology because of induction furnace is a clean, energy-efficient and well-controllable melting process compared to most other means of metal melting.

f) Potential or existing government regulations;

The company operates under Companies Act 1994, Customs Act 1969, and Labor Law 2006, Income Tax Ordinance 1984, Income Tax Rules 1984, Value Added Tax (VAT) Act 1991, Value Added Tax (VAT) Rules 1991 and other related regulations. Any abrupt changes of the policies made by the regulatory authorities may adversely affect the business of the company.

Management Perception

Since, the company operates in steel sector; the Government regulations are mostly investment-friendly. However, unless any policy change that may negatively and materially affect the industry as a whole, the business of the company is expected not to be affected. As it is an emerging sector, it is highly expected that the Government will not frustrate the growth of the industry with adverse policy measures.

g) Potential or existing changes in global or national policies;

Changes in the existing global or national policies can have either positive or negative impacts for the company. Any scarcity or price hike of raw materials due to changes in policy in the international market might hamper the production and profitability. Furthermore, the performance of the company would also be hampered due to unavoidable circumstances both in Bangladesh and abroad like political turmoil. Since, the risk involved with the potential changes in global or national policies is a macro factor, it is beyond the capability of S. S. Steel Limited to control.

Management Perception

The management of S. S. Steel Limited is always concerned about the prevailing and upcoming future changes in the global or national policy and shall respond appropriately and timely to safeguard its interest. The strong brand equity of the company in the local market and deep and profound knowledge of the sponsors will always endeavor to withstand the unexpected changes or any such potential threats. Nevertheless, political stability and a congenial business environment is definitely the best situation in which S. S. Steel Limited will achieve its maximum potential. Political turmoil and the disturbance are bad for the economy as a whole and also for the company. On the other hand, Government has special attention to the growth of the industry as it is related to infrastructure development of the country.

h) Statutory clearances and approvals those are yet to be received by the issuer;

If any kind of statutory clearances and approvals those are yet to be received by the issuer.

Management Perception:

The company has collected all the statutory clearance and approval to operate the business. The necessary update and renewal is a continuous process. Hence, there is a limited degree of such risk associated with the company.

i) Competitive condition of the business;

S. S. Steel Limited is operating in a free market economy regime from its competitors.

Management Perception:

Bangladesh is the prime source of cheapest labor in the world, earning comparative advantages for its industries over their local and global competitors. In addition, the management of S. S. Steel Limited employs their efficiencies; expertise and discretions to minimize the cost of its products.

j) Complementary and supplementary products or services which may have an impact on business of the issuer;

If any kind of complementary and supplementary products or services which may have an impact on business of the issuer

Management perception

The Company has faced challenges relating to supplementary and complementary products as like decrees demand of cement, brick etc. Management are concerned with the issue. In future, if necessary, management may diversify the product to be competitive over the competitors.

CHAPTER - XXI

DESCRIPTION OF THE ISSUE

CHAPTER (XXI): DESCRIPTION OF THE ISSUE

(a) Issue Size:

Total issue size of 25,000,000 Ordinary Shares of Tk. 10.00 each at par totaling Tk. 250,000,000.00

(b) Number of securities to be issued;

Sl. No.	No. of Shares	Face Value	Amount in BDT
1	25,000,000	10.00	250,000,000.00

Public Offering of 25,000,000 Ordinary Shares of Tk. 10.00 each at par totaling Tk. 250,000,000.00

(c) Authorized capital and paid-up capital;

Sl. No.	Particulars	Amount in BDT
1	Authorized Capital	2,500,000,000.00
2	Paid-up Capital	2,200,000,000.00

(d) Face value, premium and offer price per unit of securities;

Sl. No.	Particulars	Amount in BDT
1	Face Value of securities	10.00
2	Premium of securities	N/A
3	Offer Price per unit of securities	10.00

(e) Number of securities to be entitled for each category of applicants;

Category	Particulars	Percentage	No. of Shares	Issue Price per share	Amount in BDT
Eligible investor (EI)	10% of IPO i.e. 2,500,000 Ordinary Shares shall be reserved for Mutual Funds and CIS	10%	2,500,000	10.00	25,000,000
	40% of IPO i.e. 10,000,000 Ordinary Shares shall be reserved for EI excluding mutual funds and CIS	40%	10,000,000		100,000,000
General Public (GP)	10% of IPO i.e. 2,500,000 Ordinary Shares shall be reserved for Non Resident Bangladeshis (NRBs)	10%	2,500,000		25,000,000
	40% of IPO i.e. 10,000,000 Ordinary Shares shall be reserved for ঐঐঐঐঐঐ and General Public excluding NRB	40%	10,000,000		100,000,000
Total		100%	25,000,000	10.00	250,000,000

(f) Holding structure of different classes of securities before and after the issue;

The Company has issued only ordinary shares. Holding structure of different classes of securities before and after the issue are as follows:

Sl. No.	Category of Shareholders	No. of Ordinary Shares Hold		Percentage of Holding		After conversion		
		Pre-IPO	Post-IPO	Pre-IPO	Post-IPO	Pre-IPO	Post-IPO	
1	Directors & Sponsors	79,205,000	79,205,000	36.00%	32.33%	N/A	N/A	
2	Other than Directors & Sponsors	140,795,000	140,795,000	64.00%	57.47%			
3	Eligible investor (EI)	Mutual Funds and CIS	-	2,500,000	-			1.02%
		EI excluding mutual funds and CIS	-	10,000,000	-			4.08%
4	General Public (GP)	NRB	-	2,500,000	-			1.02%
		GP excluding NRB	-	10,000,000	-			4.08%
Total		220,000,000	245,000,000	100%	100%			

(g) Objective of the issue including financing requirements and feasibility in respect of enhanced paid-up capital:

Net proceeds from Initial Public Offering (IPO) will be used for business expansion (Purchase of plant and machinery), Construction of new building and for IPO expenses.

Sl. No.	Particulars	Amount in Tk.
01	Plant & Machinery	214,312,500
02	Construction of new building (60 feet high steel structure shed)	15,120,000
Total		229,432,500
04	IPO Expenses	20,567,500
Grand Total		250,000,000

Apart from above Tk. 24,918,500 will be used for IPO expenses out of total IPO proceeds. The feasibility report in respect enhances paid up capital as prepared Atik Khaled Chowdhury Chartered Accounts is enclosed below:

Summary of Financial Position (Projected):

Particulars	Amount in Taka	Amount in Taka	Amount in Taka
	Year-1	Year-2	Year-3
Assets & Properties:			
Non current assets	3,000,301,938	3,050,301,938	3,070,301,938
Property, plant & equipments	2,726,051,938	2,776,051,938	2,796,051,938
Investment property	274,250,000	274,250,000	274,250,000
Current assets	3,315,859,098	3,365,280,097	3,516,532,336
Inventories	1,327,312,615	1,844,127,481	2,186,645,577
Trade receivables	965,320,482	821,075,542	1,021,075,542
Advances, deposits and prepayments	979,167,535	591,960,144	244,752,752
	6,316,161,036	6,415,582,035	6,586,834,274
Shareholders' Equity & Liabilities:			
Shareholders' Equity	3,845,548,935	4,060,456,697	4,230,112,788
Share capital	2,450,000,000	2,450,000,000	2,450,000,000
Retained earnings	660,895,379	853,177,306	1,045,459,233
Revaluation surplus	725,536,184	748,162,020	725,536,184
Tax holiday reserve	9,117,371	9,117,371	9,117,371
Non current liabilities	366,961,820	397,455,329	439,595,278
Non current portion of term loan	49,632,579	58,469,251	78,952,364
Deferred tax liabilities	317,329,241	338,986,078	360,642,914
Current liabilities	2,103,650,281	1,957,670,009	1,917,126,208
Trade and other payables	428,290,376	408,290,376	388,290,376
Accrued expenses	119,955,418	57,981,835	57,981,835
Current portion of term loan	109,454,844	68,405,078	37,355,313
Short term loan	1,308,872,933	1,263,872,933	1,252,493,483
Provision for WPPF and welfare fund	16,554,567	17,027,555	17,342,880
Provision for income tax	120,522,143	142,092,232	163,662,320
	6,316,161,036	6,415,582,035	6,586,834,274
Net assets value per share without revaluation	15.73	16.76	17.89
Net assets value per share with revaluation	15.70	16.57	17.27

Statement of Profit or Loss and other Comprehensive Income and Earnings Per Share (Projected):

Particulars	Amount in Taka	Amount in Taka	Amount in Taka
	Year-1	Year-2	Year-3
Revenue	3,243,574,286	3,363,706,667	3,453,805,953
Cost of goods sold	(2,438,830,494)	(2,508,511,366)	(2,554,965,280)
Gross profit	804,743,792	855,195,301	898,840,673
Operating expenses	(133,134,921)	(136,938,776)	(139,474,680)
Selling and distribution expenses	(77,525,978)	(79,741,006)	(81,217,692)
Trading profit	594,082,892	638,515,519	678,148,302
Financial expenses	(161,484,438)	(166,098,279)	(169,174,173)
Profit before other income	432,598,454	472,417,240	508,974,129
Other income	5,146,747	5,293,797	5,391,831
Profit before WPPF and provision for income tax	437,745,202	477,711,037	514,365,960
Contribution to WPPF and welfare fund	(16,554,567)	(17,027,555)	(17,342,880)
Profit before income tax	421,190,634	460,683,482	497,023,079
Provision for income tax	(52,821,810)	(54,331,005)	(55,337,135)
Current tax	(30,082,132)	(30,941,621)	(31,514,614)
Deferred tax	(22,739,679)	(23,389,384)	(23,822,521)
Profit after income tax	368,368,824	406,352,477	441,685,945
Earning per share (basic)	1.50	1.66	1.80

The assumptions for these projections are as follows:

THE PROJECTED FINANCIAL STATEMENTS HAS BEEN PREPARED ON UNDERLYING ASSUMPTIONS

(Each year calculation is made comparing with respective previous year)

THE PROJECTED FINANCIAL STATEMENTS HAS BEEN PREPARED ON UNDERLYING ASSUMPTIONS (Each year calculation is made comparing with respective previous year)				
Assumption indicator	Assumption's Basis	Assumptions Years		
		Year-1	Year-2	Year-3
Capacity Utilization	Existing Product: TMT 500W MS D-form Bar (MS Rod)	70%-75%	75%-85%	75%-85%
Sales Revenue Increase	Sales will be increased for qualitative products by the increase of sales volume and unit price.	08%	04%	03%
Operating Expenses Increase/ (Decrease)	Operating expenses will be increased due to increase of production and sales. IPO expense will lead to the higher increase of Operating expenses in the year 2017 and negative for 2018.	05%	03%	02%
Property, Plant and Equipment Addition	Property, Plant and Equipment will be increased in every year for the purpose of production increase.	08%	02%	01%
Dividend	Dividend is not considered here as the decision is not predetermined.	-	-	-

Sd/-
Atik Khaled Chowdhury
 Chartered Accountants

CHAPTER - XXII

USE OF PROCEEDS

CHAPTER (XXII): USE OF PROCEEDS

a) Use of net proceeds of the offer indicating the amount to be used for each purpose with head-wise break-up;

Sources of Fund:

Issue Size (Number of share to be issued)	Issue price	Amount in Taka
25,000,000 Shares	10.00	250,000,000
Less: IPO Expenses		20,567,500
Net IPO Proceeds		229,432,500

Use of the net proceeds from the IPO

Net proceeds from Initial Public Offering (IPO) will be used for Acquisition of Plant & Machinery and Construction of new building.

The details of which is stated as under:

Sl. No.	Particulars	Amount in Tk.
01	Plant & Machinery	214,312,500
02	Construction of new 4 storied building & 60 feet high steel structure shed	15,120,000
	Total	229,432,500

BREAKDOWN OF USE OF IPO PROCEEDS

Details of Acquisition of Plant & Machinery:

Name of the Machineries	Name of Supplier	Model	Description of the Machineries	Country of Origin	Qty. (Nos.)	Unit Price (USD)	Unit Price (EURO)	Exchange Rate *		Cost of Machineries
								USD	EURO	Total Price (BDT)
Induction Melting Furnace	EMT MEGATHARM (PVT.) LTD.	2016	6000 kW-15 Ton Capacity 24 Pulse Energy Efficient Induction Melting Furnace (Green Furnace) along with 7200 kVA Capacity Furnace Transformer.	India	1	175,000	-	82.50	-	14,437,500
MWM Gas Generator	KALTIMEX ENERGY (SINGAPORE) PTE. LTD.		Brand new MWM natural Gas Generating set with standard accessories: Cooling tower, Raw water pump, Silencer, Electrical Panels, Gas pre-regulator and Spares	Germany	3	-	650,000	-	102.50	199,875,000
Total					04	175,000	650,000			214,312,500

* Exchange rate may be fluctuated.

Technical Specification of Machineries:

Induction Melting Furnace:

Description of Item	
General	
Heat Size (Nominal)	15 Ton
Melting Charge	Steel Scrap
Melting Rate at 100% yield	12.25 Ton/ Hour at 1600°C 11.75 Ton/ Hour at 1650°C
Melting Rate at 100% yield	475 kWh/Ton ± 2.5% at 1600°C, 495 kWh/Ton ± 2.5% at 1650°C
Furnace Crucible	
Nominal Holding Capacity	15 Ton

Type of Furnace	Shielded Steel Frame
Mode of Tilting	Hydraulic
Shielding Method	Radially distributed, Electrical Silicon Steel Lamination Yokes.
Coil Design	Electrolytic grade copper tube wound, duly taped & inter-turn class F insulated
Medium for Coil Cooling	Water Cooled
Static Frequency Converter	
Rated output Kilowatts	6000kW
Rated voltage	4000 Volt
Rated Input	4×500 Volt
Rated Frequency	250-400Hz
Mains Power Factor	0.97
Maximum Input kVA	6185 KVA
Medium for Cooling	DM Water
Enclosure	IP 54.
Hydraulic Power Unit	
Hydraulic Pump Capacity	110 LPM
Line Pressure	120 Bar
Motor Rating	2 × 20 HP
Operators Control Desk	
Enclosure	IP54
Metering	Direct reading analogue for KW
Power Control	Potentiometers. for operator
Interlocks	Current & Voltage limit, Panel Trip indications. Panel interlocks

MWM Gas Generator:

Description of Item	
Gas Generator Set Data	
Capacity	2000 KWe at alternator terminal
Power Factor	0.8
Voltage	415 V, 3 phase
Frequency	50 Hz
Speed	1500 rpm
Design	Stationary
Engine Data	
Type	MWM TCG 2020 V 20
Mechanical Output	2055 KW ISO – Standard Power
Operating Procedure	4 – Stroke, lean burn
Combustion process	Spark Ignition
Configuration	Vee form (90°) with turbo charging and Mixture cooling
Compression ratio	13.5:1
No. of cylinders	V 20
Valves per cylinder	2 inlet + 2 outlet
Bore	170 mm
Stroke	195 mm
Swept volume	88.5 litre
Mean effective pressure	18.6 bar
Engine noise at 1 m distance: approx.	107 dB (A)
Exhaust noise at 1 m distance: approx.	124 dB (A)
Max. Permitted exhaust gas back pressure	50 mbar
Lube oil consumption	
Mean specific lube oil consumption at full load: 0.2g/kWh	
The lube oil consumption is without taking into account the lube oil change	
The above rating is based on DIN ISO 3046, 1FCN Std.	

Details of New Factory Building Structure (Steel & Civil Work):

Detail cost estimate for proposed New Factory Structure as follows:

Particulars	Total Area (SQM.)	Rate (SQM.)	Amount in BDT
Details of New Factory Building Structure (Steel Work)	725.5	13182.63	9,564,000
Details of New Factory Building Structure (Civil Work) (4 Storey PLC, Furnace Control room, Generator Control room Security room)	129.91+129.91+129.91+39.98=429.71	12929.65	5,556,000
Total	1155.21	26,112.28	15,120,000

Details of New Factory Building Structure (Steel Work):

A. Basic Building Prices (Including Insulation)			
Particulars	Covered Area (725.5 SQM) Total Required Materials	Rate per MT (BDT)	Amount in BDT
Price of Pre-Fabricated Steel Building (i.e. Column, Rafter, Purlin, Girt, Base Plate, Joint Plates, Template, Bracing etc.)	52 MT	100,000	5,200,000
Price of Secondary Steel Structure (i.e. Purlin, Girt, Purlin & Girt Cleats, etc.)	7.5 MT	108,000	810,000
Industrial Sheet (0.47 Gage Industrial Sheet per sheet 60 sft)	102 Pec	2280	232,560
Panels and Panel Accessories (Roof and both side wall sheeting, Capping, Flashing, Fastness, Gutter, Down Pipe, End Stop, Gable Runner, Trims etc.)	4.5 MT	113,320	509,940
Nut & Bolt	0.50 MT	105,000	52,000
Accessories (Gutter, Downpipe, Capping etc.)	0.25 MT	100,000	25,000
Sub Total A			6,829,500

B. Supply, Transportation & Erection			
Description	Quantity	Rate per MT (BDT)	Amount in BDT
Transportation & Erection (Materials)	65 MT	13,750	893,750
Sub Total B			893,750
C. Additional Price			
Description	Quantity	Rate per Sft. (BDT)	Amount in BDT
Site Painting (Berger Robbialac Paint)	12,500 Sft.	14.50	181,250
Sub Total C			181,250
D. Labor & Other Maintenance Cost			
Description	Quantity	Rate per sqm. (BDT)	Amount in BDT
Labor Cost	725.5 sqm.	249.83	1,404,000
Other Maintenance Cost			255,500
Sub Total D			1,659,500
Total Price (A+B+C+D)			9,564,000

Details of New Four Storied Factory Building Structure (Civil):

Sl. No.	Line Items		Unit	Qty	Material Cost		Labour Cost		Total Amount	IPO Proceeds Amount (BDT)	
					Rate	Amount	Rate	Amount			
1	Earth Cutting		Cft	5,000	-	-	52.80	264,000	264,000	264,000	
2	Pile Works	M. S. Rod- fy=72,000 psi	Dia 16 mm	Kgs.	7,125	55	391,875	-	-	391,875	391,875
			Dia 12 mm		2,375		130,625	-	-	130,625	130,625
		Cement		Bag	1,250	480	600,000	-	-	600,000	600,000
		Sylhet Sand		Cft.	2,000	35	70,000	-	-	70,000	70,000
	¾" Shingles Stones Chips		Cft.	2,556	150	383,400	-	-	383,400	383,400	
3	Pile Cap Work	M. S. Rod- fy=72,000 psi	Dia 20 mm	Kgs.	3,750	55	206,250	-	-	206,250	206,250
			Dia 16 mm		3,750		206,250	-	-	206,250	206,250
		Cement		Bag	250	480	120,000	-	-	120,000	120,000
		Sylhet Sand		Cft.	850	35	29,750	-	-	29,750	29,750
	¾" Shingles Stones Chips		Cft.	1,350	150	202,500	-	-	202,500	202,500	
4	Basement of Ancor Bolt	M. S. Rod- fy=72,000 psi	Dia 10 mm	Kgs.	1,375	55	75,625	-	-	75,625	75,625
			Dia 12 mm		1,375		75,625	-	-	75,625	75,625
		Cement		Bag	115	480	55,200	-	-	55,200	55,200
		Sylhet Sand		Cft.	1,250	35	43,750	-	-	43,750	43,750
		¾" Shingles Stones Chips		Cft.	1,750	165	288,750	-	-	288,750	288,750
	Bricks chips		Cft.	5,000	25	125,000	-	-	125,000	125,000	
5	Brick Work	1 st Class Brick		Nos.	15,000	9	135,000	-	-	135,000	135,000
		Cement		Bag	210	480	100,800	-	-	100,800	100,800
		Sylhet Sand		Cft.	2,500	35	87,500	-	-	87,500	87,500
6	Plaster, Inner & Outer	Cement		Bag	190	480	91,200	-	-	91,200	91,200
		Sylhet Sand		Cft.	3,750	35	131,250	-	-	131,250	131,250
7	Paint (Full Area)	Distemper		Drum (Berger Paints)	3,700	14.50	53,650	-	-	53,650	53,650
		Plastic Paint									
		Weather Coat									
		Sealer									
		Putty									
8	Electrical (Drawing & Design)	-		-	-	-	-	-	500,000	500,000	
9	Labor Cost	Civil		4,320	-	-	275	1,188,000	1,188,000	1,188,000	
Total Cost of Construction						2,159,390		1,452,000	5,556,000	5,556,000	

b) Utilization of the total amount of paid-up capital and share premium, if any, including the sponsors' contribution and capital raised of the issuer at the time of submission of prospectus, in details with indication of use of such funds in the financial statements;

Indication of use of privately placed fund in the statement of cash flows:

Tk. 2,100,490,000 (Two Hundred Ten Crore Forty Nine Lac) has been raised through private placement prior to the public issue on dated June 30, 2017. This fund has already deployed by the issuer in the following manner:

Accounting Years	Item	Amount	Reflected in Cash Flow Statement
2015-2016	Loan repayment	1,200,000,000	In the Statement of Cash flows, the figure is included under the head of financing activities.
2016-2017	Loan repayment	560,000,000	In the Statement of Cash flows, the figure is included under the head of financing activities.
	Accusation of Property, Plant & Equipment	340,490,000	In the Statement of Cash flows, the figure is included under the head of investing activities.
Total		2,100,490,000	

c) If one of the objects is an investment in a joint venture, a subsidiary, an associate or any acquisition, details of the form of investment, nature of benefit expected to accrue to the issuer as a result of the investment, brief description of business and financials of such venture;

The issuer has no objects to investment in a joint venture, a subsidiary, an associate or any acquisition.

d) If IPO proceeds are not sufficient to complete the project, then source of additional fund must be mentioned. In this connection, copies of contract to meet the additional funds are required to be submitted to the Commission. The means and source of financing, including details of bridge loan or other financial arrangement, which may be repaid from the proceeds of the issue along with utilization of such funds:

IPO proceeds are sufficient to complete the project.

e) A schedule mentioning the stages of implementation and utilization of funds received through public offer in a tabular form, progress made so far, giving details of land acquisition, civil works, installation of plant and machinery, the approximate date of completion of the project and the projected date of full commercial operation etc. The schedule shall be signed by the Chief Executive Officer or Managing Director, Chief Financial Officer and Chairman on behalf of Board of Directors of the issuer;

Projects/Particulars	Progress made so Far	Approximate date of Completion of the projects	Projected date of full commercial operation
Investment in Fixed Assets:			
Purchase of Plant & Machinery and Construction of new building	Plant & Machineries, Erection, Electrical Fittings & Installation and new building construction will be started after receiving of IPO fund	Within 18 Months after receiving the IPO fund	Within three months of the completion of the project

Sd/-
Mohammad Shirajul Islam
 Managing Director

Sd/-
Mohammad Golam Sabur
 Chief Financial Officer

Sd/-
Javed Opgenhaffen
 Chairman

f) If there are contracts covering any of the activities of the issuer for which the proceeds of sale of securities are to be used, such as contracts for the purchase of land or contracts for the construction of buildings, the issuer shall disclose the terms of such contracts, and copies of the contracts shall be enclosed as annexure to the prospectus:

There is no such contract yet to be engaged by the Company.

g) If one of the objects of the issue is utilization of the issue proceeds for working capital, basis of estimation of working capital requirement along with the relevant assumptions, reasons for raising additional working capital substantiating the same with relevant facts and figures and also the reasons for financing short with long term investments and an item wise break-up of last three years working capital and next two years projection:

No objects of the issue are utilization of the issue proceeds for working capital.

h) Where the issuer proposes to undertake one or more activities like diversification, modernization, expansion, etc., the total project cost activity-wise or project wise, as the case may be:

The Company has a plan to implement the expansion by using IPO proceeds, which have been mentioned in use of IPO Proceeds and project implementation schedule.

i) Where the issuer is implementing the project in a phased manner, the cost of each phase, including the phases, if any, which have already been implemented:

The Company has a plan to implement the expansion by using IPO proceeds, which have been mentioned in use of IPO Proceeds and project implementation schedule.

j) The details of all existing or anticipated material transactions in relation to utilization of the issue proceeds or project cost with sponsors, directors, key management personnel, associates and group companies:

There is no such material transaction with sponsors, directors, key management personnel, associates and group companies in relation to utilization of the issue proceeds.

(k) Summary of the project appraisal or feasibility report by the relevant professionals not connected with the issuer, issue manager and registrar to the issue with cost of the project and means of finance, weaknesses and threats, if any, as given in the appraisal or feasibility report.

Feasibility Report

of

S. S. Steel Limited

Introduction

S. S. Steel Limited was incorporated in Bangladesh on December 22, 2001 vide registration no.C-44670(1198)/2001 with the Registrar of Joint Stock Companies and Firms as a Private Limited Company under Companies Act, 1914. Later on, it converted into a public Limited Company on December 15, 2016. The principal activities of the Company are to carry on the business of TMT 500W MS D-form Bar (MS Rod), MS-Billets & MS-Ingot steel industries in Bangladesh. The authorized capital of the company stands at BDT 2,500,000,000.00 and paid up capital of the company is BDT 2,200,000,000.00 divided into 220,000,000.00 ordinary shares of BDT 10.00 each. The registered and corporate office of the company at Pearl Trade Center, Cha - 90/3 Pragati Sarani North Badda, Dhaka-1212, Bangladesh and the factory is situated at Plot # 04, Block # B, Tongi Industrial Area, Gazipur, Bangladesh.

Company at a Glance:

Incorporation	As Private Limited Company, C-44670(1198)/2001 dated December 22, 2001.
Commencement of commercial operation	December 22, 2001.
Converted Private to Public Limited Company	December 15, 2016
Factory Location	Plot-04, Block-B, Tongi Industrial Area, Gazipur, Bangladesh.
Registered Office	Pearl Trade Center, Cha - 90/3 Pragati Sarani North Badda, Dhaka-1212, Bangladesh.

Nature of Business:

The principal activities of the company are manufacturing of TMT 500W MS-Deformed Rod, MS-Ingot, Billet, steel for the reinforcement of concrete (Ribbed Bar).

Principal Product of the Company:

The Company produces various types of products, details of which have been laid down as below:

Sl. No.	Product Name
1	TMT 500W MS D-form Bar (MS Rod)

Other counts of TMT 500W MS-BAR (Rod) are also provided according to the clients requirements.

Product Market Place:

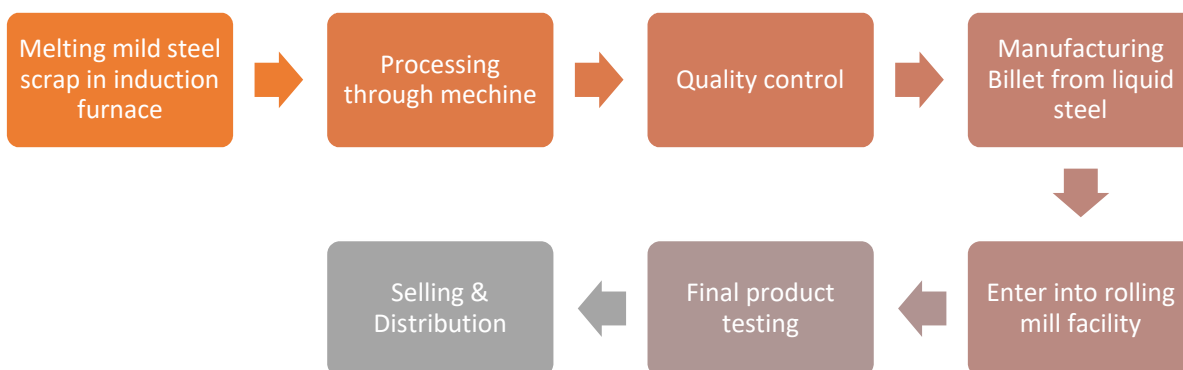
The products of SSSTEEL have been marketed locally. Basically, there is a huge demand of the product in our country due to increase of manufacturing modern both commercial and residential building. Each and every year the demand of the product increasing rapidly.

Future prospects of existing products:

Expansion of production capacity of SSSTEEL. After enhancement will be the medium largest mill steel mill of its kind in the country having capacity of producing large variety of steel products under one facility using the largest technology. The machinery will be bought from renowned suppliers of Italy, Chania and India. After modernization, SSSTEEL will be able to produce market demand as per customers required.

Distribution of Products:

The distribution process may demonstrate as follows:



Business strategies:

Business strategy is always changing phenomenon of the business. Strategy is influenced by macro and micro variable. As a manufacturer of TMT 500W MS D-form Bar (MS Rod) in Bangladesh, SSSTEEL has to maintain the buyers demand, choice and expectation to grab the local market. In addition, it is the prime focus to ensure better quality of products in competitive price.

Utility Consumption:

All required utility facilities are available at the project site and those are stated below:

Particulars	Source & Requirements
Power	The required power for production is 10,000 KW and will be met through Desco and own Generator. The Company meet his demand by own Gas Generator with a capacity of 8,000 KW and 2,000 KW from DESCO.
Gas	The required Gas for production is 53,548 cubic meter/day and will be met through TITAS Gas Transmission and Distribution Company Limited.
Water	Water requirement is met by the Company's own deep tube-well.

Methodology:

We have considered the historical data of last few year's revenue and expenses of the Company. We have also talked with staffs. The interviews provided us with the relevant information concerning all aspects sales and expenses. The responses to these open-ended questions have allowed us to have a greater depth of knowledge into their opinions and so we were able to address them to the best of their ability. Every interview had a different idea that is important to the effects of the implementation of sales growth and enough background information was included.

Financial Projections:

The financial projections for S. S. Steel Limited are highlighted in the table below. These figures account for projected productions, sales and additional staffing requirements. There are many ways to present these projections.

The assumptions for these projections are as follows:

THE PROJECTED FINANCIAL STATEMENTS HAS BEEN PREPARED ON UNDERLYING ASSUMPTIONS (Each year calculation is made comparing with respective previous year)				
Assumption indicator	Assumption's Basis	Assumptions Years		
		Year-1	Year-2	Year-3
Capacity Utilization	Existing Product: TMT 500W MS D-form Bar (MS Rod)	70%-75%	75%-85%	75%-85%
Sales Revenue Increase	Sales will be increased for qualitative products by the increase of sales volume and unit price.	08%	04%	03%
Operating Expenses Increase/ (Decrease)	Operating expenses will be increased due to increase of production and sales. IPO expense will lead to the higher increase of Operating expenses in the year 2017 and negative for 2018.	05%	03%	02%
Property, Plant and Equipment Addition	Property, Plant and Equipment will be increased in every year for the purpose of production increase.	08%	02%	01%
Dividend	Dividend is not considered here as the decision is not predetermined.	-	-	-

Summary of Financial Position (Projected):

Particulars	Amount in Taka	Amount in Taka	Amount in Taka
	Year-1	Year-2	Year-3
Assets & Properties:			
Non current assets	3,000,301,938	3,050,301,938	3,070,301,938
Property, plant & equipments	2,726,051,938	2,776,051,938	2,796,051,938
Investment property	274,250,000	274,250,000	274,250,000
Current assets	3,315,859,098	3,365,280,097	3,516,532,336
Inventories	1,327,312,615	1,844,127,481	2,186,645,577
Trade receivables	965,320,482	821,075,542	1,021,075,542
Advances, deposits and prepayments	979,167,535	591,960,144	244,752,752
	6,316,161,036	6,415,582,035	6,586,834,274
Shareholders' Equity & Liabilities:			
Shareholders' Equity	3,845,548,935	4,060,456,697	4,230,112,788
Share capital	2,450,000,000	2,450,000,000	2,450,000,000
Retained earnings	660,895,379	853,177,306	1,045,459,233
Revaluation surplus	725,536,184	748,162,020	725,536,184
Tax holiday reserve	9,117,371	9,117,371	9,117,371
Non current liabilities	366,961,820	397,455,329	439,595,278
Non current portion of term loan	49,632,579	58,469,251	78,952,364
Deferred tax liabilities	317,329,241	338,986,078	360,642,914
Current liabilities	2,103,650,281	1,957,670,009	1,917,126,208
Trade and other payables	428,290,376	408,290,376	388,290,376
Accrued expenses	119,955,418	57,981,835	57,981,835
Current portion of term loan	109,454,844	68,405,078	37,355,313
Short term loan	1,308,872,933	1,263,872,933	1,252,493,483
Provision for WPPF and welfare fund	16,554,567	17,027,555	17,342,880
Provision for income tax	120,522,143	142,092,232	163,662,320
	6,316,161,036	6,415,582,035	6,586,834,274
Net assets value per share without revaluation	15.73	16.76	17.89
Net assets value per share with revaluation	15.70	16.57	17.27

Statement of Profit or Loss and other Comprehensive Income and Earnings Per Share (Projected):

Particulars	Amount in Taka	Amount in Taka	Amount in Taka
	Year-1	Year-2	Year-3
Revenue	3,243,574,286	3,363,706,667	3,453,805,953
Cost of goods sold	(2,438,830,494)	(2,508,511,366)	(2,554,965,280)
Gross profit	804,743,792	855,195,301	898,840,673
Operating expenses	(133,134,921)	(136,938,776)	(139,474,680)
Selling and distribution expenses	(77,525,978)	(79,741,006)	(81,217,692)
Trading profit	594,082,892	638,515,519	678,148,302
Financial expenses	(161,484,438)	(166,098,279)	(169,174,173)
Profit before other income	432,598,454	472,417,240	508,974,129
Other income	5,146,747	5,293,797	5,391,831
Profit before WPPF and provision for income tax	437,745,202	477,711,037	514,365,960
Contribution to WPPF and welfare fund	(16,554,567)	(17,027,555)	(17,342,880)
Profit before income tax	421,190,634	460,683,482	497,023,079
Provision for income tax	(52,821,810)	(54,331,005)	(55,337,135)
Current tax	(30,082,132)	(30,941,621)	(31,514,614)
Deferred tax	(22,739,679)	(23,389,384)	(23,822,521)
Profit after income tax	368,368,824	406,352,477	441,685,945
Earning per share (basic)	1.50	1.66	1.80

Cost of the Project:

The cost of the project is as follows:

Particulars	Amount in BDT
Acquisition of Plant & Machinery	214,312,500
Construction of new factory building	15,120,000
Total	229,432,500

Means of Finance:

The expansion will be financed through using IPO proceeds.

Conclusion:

The feasibility of the expansion has been conducted and analyzed from the view point of marketing, financial, management & economic aspects and found to be worthwhile. The projected financial results and the profitability estimated based on historical data shows that the expansion is viable and lucrative. This projection will help the interested parties to have an idea over the S. S. Steel Limited.

Sd/-

Atik Khaled Chowdhury
Chartered Accountants

Date: 15 February, 2018

CHAPTER - XXIII

LOCK – IN

CHAPTER (XXIII): LOCK-IN

(a) Provisions for lock in as per these Rules;

Ordinary shares of the issuer shall be subject to lock-in, from the date of issuance of prospectus or commercial operation, whichever comes later, in the following manner:

- (1) All shares held, at the time of according consent to the public offer, by sponsors, directors and shareholders holding ten percent (10%) or more shares, other than alternative investment funds, for 03(three) years.
- (2) In case any existing sponsor or director of the issuer transfers any share to any person, other than existing shareholders, all shares held by those transferee shareholders, at the time of according consent to the public offer, for 03 (three) years.
- (3) Twenty five percent (25%) of the shares allotted to eligible investors, for 06 (six) months and other twenty five percent (25%) of the shares allotted to them, for 09 (nine) months.
- (4) All shares held by alternative investment funds, at the time of according consent to the public offer, for 01 (one) year.
- (5) All shares held, at the time of according consent to the public offer, by any person other than the persons mentioned in sub-rules (1), (2) and (3) above, for 01 (one) year.

Provided that ordinary shares converted from any other type of securities shall also be subject to lock-in as mentioned above.”.

(b) Statement of securities to be locked in for each shareholder along with BO account number, lock-in period and number of securities to be locked-in.

The following table indicates the Lock-In status of the shareholders of S. S. Steel Limited:

SL. No.	Name	BOIDs	Position	No. of Shares	Pre-IPO (%)	Lock-In Period
1	Javed Opgenhaffen	1202550046177898	Chairman	69,200,000	31.45%	3 Years
2	Mohammad Shirajul Islam	1201510060596122	Managing Director	5,005,000	2.28%	3 Years
3	NJ Holdings Ltd	1202550062878686	Director	5,000,000	2.27%	3 Years
4	AAJ Ltd.	1202550066003217	Shareholder	5,000	0.00%	1 Year
5	A.J. Corporation Ltd	1605530059963847	Shareholder	5,000,000	2.27%	1 Year
6	People's Leasing & Financial Services Ltd.	1202880000244198	Shareholder	3,130,000	1.42%	1 Year
7	E-Securities Limited	1202880003801810	Shareholder	3,130,000	1.42%	1 Year
8	Great Walls Land Property Ltd.	1202880062875641	Shareholder	3,880,000	1.76%	1 Year
9	Equity Growth Limited	1202700046154675	Shareholder	2,950,000	1.34%	1 Year
10	Shorecap Holding Limited	1202550066003217	Shareholder	9,991,000	4.54%	1 Year
11	Food Chain Asia Limited	1202700062898441	Shareholder	2,250,000	1.02%	1 Year
12	Absolute Return Limited	1202700045363812	Shareholder	1,550,000	0.70%	1 Year
13	Abaci Investments Limited (MDA)	1602770045524684	Shareholder	7,124,000	3.24%	1 Year
14	BMSL Investment Limited	1604940020020801	Shareholder	8,151,000	3.71%	1 Year
15	Al Dewan Technical Services LLC	1202550066003217	Shareholder	8,541,212	3.88%	3 Years
16	M/S. Tanvir Enterprise	1203780058578345	Shareholder	500,000	0.23%	1 Year

SL. No.	Name	BOIDs	Position	No. of Shares	Pre-IPO (%)	Lock-In Period
17	Impex Trading Co.	1203510062395504	Shareholder	1,000,000	0.45%	1 Year
18	Fortune Wealth Management Limited	1201950056838921	Shareholder	5,000,000	2.27%	1 Year
19	Mehtab Hussain Khan	1202550066003217	Shareholder	5,000	0.00%	1 Year
20	Wahid Salam	1202550066003217	Shareholder	5,000	0.00%	1 Year
21	Nabiha Yasmeen	1202550064952036	Shareholder	23,320,688	10.60%	3 Years
22	Captain M Moazzam Hossain	1202880000037311	Shareholder	5,005,000	2.28%	1 Year
23	Farzana Moazzam	1202880031459679	Shareholder	1,880,000	0.85%	1 Year
24	Eashan-E-Moazzam	1202880007943895	Shareholder	3,005,000	1.37%	1 Year
25	Shoma Alam Rahman	1202700000070317	Shareholder	1,250,000	0.57%	1 Year
26	Akhtara Khanam	1203500008449422	Shareholder	5,000	0.00%	1 Year
27	Maruf Alam	1202560001197196	Shareholder	6,001,000	2.73%	3 Years
28	Mahin Mahjabeen	1202560001197201	Shareholder	6,001,000	2.73%	3 Years
29	Abdul Gani Sarder	1203780032353744	Shareholder	500,100	0.23%	1 Year
30	Akram Hossain Md. Feroz	1205150000008272	Shareholder	2,000,000	0.91%	1 Year
31	Capt. Saifur Rahman	1202830012700971	Shareholder	1,500,000	0.68%	1 Year
32	M. Shefaque Ahmed	1201710000076314	Shareholder	3,000,000	1.36%	1 Year
33	Mohammad Ziaul Hossain	1202830018684288	Shareholder	600,000	0.27%	1 Year
34	Monjarin Zaman	1202830059154810	Shareholder	1,500,000	0.68%	1 Year
35	Alexander Lee	1201540016464801	Shareholder	2,000,000	0.91%	1 Year
36	Umma Kulsum	1201570057656201	Shareholder	200,000	0.09%	1 Year
37	Mahbubul Hasan	1202550062877218	Shareholder	3,500,000	1.59%	1 Year
38	Mizanur Rahman Chowdhury	1201630062885259	Shareholder	500,000	0.23%	1 Year
39	Ahad M. Bhai	1604650052781312	Shareholder	300,000	0.14%	1 Year
40	Mr. Md. Salim Sarker	1201950000604573	Shareholder	2,000,000	0.91%	1 Year
41	Md. Arifur Rahman	1201820000100047	Shareholder	1,000,000	0.45%	1 Year
42	S.M. Saifur Rahman	1201950053625936	Shareholder	2,000,000	0.91%	1 Year
43	Shahnaz Begum	1202550066003217	Shareholder	5,000	0.00%	1 Year
44	Sayeeda Chowdhury	1204880060101253	Shareholder	5,000	0.00%	1 Year
45	Kazi Shafina	1204880060101202	Shareholder	5,000	0.00%	1 Year
46	Baqi Billah	1204880059871876	Shareholder	105,000	0.05%	1 Year
47	Abul Kalam Azad	1204880059871967	Shareholder	105,000	0.05%	1 Year
48	Ulfat Kabir	1204880059870285	Shareholder	105,000	0.05%	1 Year
49	Rezaul Bari	1203500015235864	Shareholder	505,000	0.23%	1 Year
50	Syed Shafqatul Baqi	1204880061564412	Shareholder	105,000	0.05%	1 Year
51	Albab Ahmed	1204880059848321	Shareholder	105,000	0.05%	1 Year
52	Md. Ahsan	1201930045553731	Shareholder	10,000,000	4.55%	1 Year
53	Sefat-E-Mariam	1202150018081282	Shareholder	200,000	0.09%	1 Year
54	Shariful Islam	1201510017197371	Shareholder	20,000	0.01%	1 Year
55	Tarik Hasan	1201530052487675	Shareholder	250,000	0.11%	1 Year
Total				220,000,000	100%	

CHAPTER - XXIV

MARKETS FOR THE SECURITIES BEING OFFERED

CHAPTER (XXIV): MARKETS FOR THE SECURITIES BEING OFFERED

The issuer shall apply to all the relevant exchanges in Bangladesh within seven working days from the date of consent for public offer accorded by the Commission.

The issuer will apply at:



Dhaka Stock Exchange Limited (DSE)
9/F, Motijheel C/A, Dhaka-1000

And



Chittagong Stock Exchange Limited (CSE)
CSE Building, 1080 Sk. Mojob Road, Agrabad, Chittagong

Declaration about Listing of Shares with Stock Exchanges:

None of the Stock Exchanges, if for any reason, grant listing within 75 days from the closure of subscription, any allotment in terms of this prospectus shall be void and the Company shall refund the subscription money within fifteen days from the date of refusal for listing by the stock exchange, or from the date of expiry of the said 75 (seventy five) days, as the case may be.

In case of non-refund of the subscription money within the aforesaid fifteen days, the Company directors, in addition to the issuer company, shall be collectively and severally liable for refund of the subscription money, with interest at the rate of 2% (two percent) per month above the bank rate, to the subscribers concerned.

The issue manager, in addition to the issuer Company, shall ensure due compliance of the above mentioned conditions and shall submit compliance report thereon to the Commission within seven days of expiry of the aforesaid fifteen days' time period allowed for refund of the subscription money.

Trading and Settlement;

Trading and Settlement Regulation of the stock exchanges will apply in respect of trading and settlement of the shares of the Company.

THE ISSUE SHALL BE PLACED IN "N" CATEGORY

CHAPTER - XXV

DESCRIPTION OF SECURITIES BEING OFFERED

CHAPTER (XXV): DESCRIPTION OF SECURITIES BEING OFFERED

(a) Dividend, Voting, and Preemption Rights;

The Share Capital of the company is divided into Ordinary Shares, carrying equal rights to vote and receive dividend in terms of the relevant provisions of the Companies Act 1994 and the Articles of Association of the company. All Shareholders shall have the usual voting right in person or by proxy in connection with, among others, election of Directors & Auditors and other usual agenda of General Meeting – Ordinary or Extraordinary. On a show of hand, every shareholder presents in person and every duly authorized representative of a shareholder present at a General Meeting shall have one vote and on a poll every shareholder present or by proxy shall have one vote for every share held by him or her.

(b) Conversion and Liquidation Rights;

Subject to the provisions of the Companies Act, 1994, Articles of Association of the Company and other relevant rules in force, the shares, if any, of the Company are freely transferable, the Company shall not change any fee for registering transfer of shares. No transfer shall be made to firms, minors or persons of unsound mental health

(c) Dividend Policy;

- i. The profit of the company, subject to any special right relating thereto created or authorized to be created by the Memorandum of Association subject to the provision of the Articles of Association, shall be divisible among the members in proportion to the capital paid up on the Shares held by them respectively.
- ii. No larger dividend shall be declared than is recommended by the Directors, but the Company in its General Meeting may declare a smaller dividend. The declaration of Directors as to the amount of net Profit of the Company shall be conclusive.
- iii. No dividend shall be payable except out of profits of the Company or any other undistributed profits. Dividend shall not carry interest as against the Company.
- iv. The Directors may, from time to time, pay the members such interim dividend as in their judgment the financial position of the Company may justify.
- v. A transfer of shares shall not pass the right to any dividend declared thereon before the registration of transfer.
- vi. No limitation in payment of dividend is stipulated in any debt instrument or otherwise.

(d) Other Rights of the securities holders.

In terms of the provisions of the Companies Act 1994, Articles of Association of the Company and other relevant rules in force, the shares of the Company are transferable. The Company shall not charge any fee, other than Government duties for registering transfer of shares. No transfer shall be made to a minor or person of unsound mind.

The Directors shall present the financial statements as required under the law & International Accounting Standard. Financial statements will be prepared in accordance with the International Accounting Standards consistently applied throughout the subsequent periods and present with the objective of providing maximum disclosure as per law and International Accounting Standard to the shareholders regarding the financial and operational position of the company. The shareholders shall have the right to receive all periodical statement and reports, audited as well as unaudited, published by the company from time to time.

The shareholder holding minimum of 10% shares of paid-up capital of the company shall have the right to requisition extra ordinary General Meeting of the company as provided for the section 84 of the Companies Act 1994.

CHAPTER - XXVI

FINANCIAL STATEMENTS

CHAPTER (XXVI): FINANCIAL STATEMENTS

(a) The latest financial statements prepared and audited by any of the Commission's panel of auditors in adherence to the provisions of the Securities and Exchange Rules, 1987, the ঠK৩৩৩৩ A৩B৩, 1994, International Financial Reporting and Auditing Standards as adopted in Bangladesh from time to time and any other law as applicable;

AUDITORS' REPORT TO THE SHAREHOLDERS OF S.S. STEEL LIMITED

We have audited the accompanying financial statements of S.S. Steel Limited, which comprise the Statement of Financial Position as at 30 June 2017 and Statement of Profit or Loss and Other Comprehensive Income, Statement of Cash Flows, Statement of Changes in Equity for the year ended 30 June 2017 and a summary of significant accounting policies and other explanatory information.

Management's Responsibility for the Financial Statements

Management is responsible for the preparation and fair presentation of these financial statements in accordance with Bangladesh Financial Reporting Standards (BFRSs), the Companies Act 1994, the Securities and Exchange Rules 1987 and other applicable laws and regulations. The responsibilities includes designing, implementing and maintaining internal control relevant to the preparation and fair presentation of financial statements that are free from material misstatements, whether due to fraud or error.

Auditors' Responsibility

Our responsibility is to express an opinion on these financial statements based on our audit. We conducted our audit in accordance with Bangladesh Standards on Auditing (BSAs). Those standards require that we comply with ethical requirements and plan and perform the audit to obtain reasonable assurance about whether the financial statements are free from material misstatement.

An audit involves performing procedures to obtain audit evidence about the amounts and disclosures in the financial statements. The procedures selected depend on the auditor's judgment including the assessment of the risks of material misstatement of the financial statements, whether due to fraud or error. In making those risk assessments, we consider internal control relevant to the entity's preparation and fair presentation of the financial statements in order to design audit procedures that are appropriate in the circumstances, but not for the purpose of expressing an opinion on the effectiveness of the entity's internal control. An audit also includes evaluating the appropriateness of accounting policies used and the reasonableness of accounting estimates made by management, as well as evaluating the overall presentation of the financial statements.

We believe that the audit evidence we have obtained is sufficient and appropriate to provide a basis for our audit opinion.

Opinion

In our opinion, the financial statements present fairly, in all material respects, (or give a true and fair view of) the financial position of S.S. Steel Limited as at 30 June 2017 and (of) its financial performance and its cash flows for the period then ended in accordance with Bangladesh Financial Reporting Standards (BFRSs), comply with the Companies Act 1994 and other applicable Laws and Regulations.

Other Matter

The financial statements of S.S. Steel Limited for the period from 01 October 2015 to 30 June 2016 were audited by S. F. Ahmed & Co., Chartered Accountants, who expressed an unqualified opinion on financial statements on 30 November 2016.

We also report that:

- (a) we have obtained all the information and explanations which to the best of our knowledge and belief were necessary for the purposes of our audit and made due verification thereof;
- (b) In our opinion, proper books of account as required by law have been kept by the Company so far as it appeared from our examination of those books; and
- (c) The Company's Statement of Financial Position and Statement of Profit or Loss and Other Comprehensive Income dealt with by the report are in agreement with the books of account.
- (d) The expenditure incurred was for the purposes of the company's business.

Date : 10 October 2017
Place : Dhaka

Sd/-
MABS & J Partners
Chartered Accountants

S.S. STEEL LIMITED
Statement of Financial Position
As at 30 June 2017

Particulars	Notes	Amount in Taka	
		30-Jun-2017	30-Jun-2016
Assets & Properties:			
Non-current assets		2,800,301,938	2,438,552,076
Property, plant & equipment's	4.00	2,526,051,938	1,736,031,607
Investment property	5.00	274,250,000	266,750,000
Capital work-in-progress	5.10	-	435,770,467
Current assets		3,295,768,115	2,583,453,025
Inventories	6.00	1,322,158,531	1,327,004,447
Trade receivables	7.00	1,058,198,012	801,075,542
Advances, deposits and prepayments	8.00	783,187,463	387,207,392
Cash and cash equivalents	9.00	132,224,109	68,165,644
		6,096,070,054	5,022,005,100
Shareholders' Equity & Liabilities:			
Shareholders' Equity		3,414,579,925	3,149,561,318
Share capital	10.20	2,200,000,000	2,200,000,000
Retained earnings	11.00	468,613,452	192,281,927
Revaluation surplus	12.00	736,849,102	748,162,020
Tax holiday reserve	13.00	9,117,371	9,117,371
Non-current liabilities		693,089,905	760,646,052
Non-current portion of term loan	14.00	397,417,501	486,630,485
Deferred tax liabilities	18.20	295,672,404	274,015,567
Current liabilities		1,988,400,223	1,111,797,730
Trade and other payables	15.00	321,044,699	145,685,022
Accrued expenses	16.00	99,775,105	72,005,168
Current portion of term loan	14.00	94,862,342	31,049,766
Short term loan	17.00	1,338,011,053	767,149,172
Provision for WPPF and welfare fund	19.00	35,754,970	18,594,154
Provision for income tax	18.10	98,952,054	77,314,448
		6,096,070,054	5,022,005,100
Net assets value per share without revaluation	26.20	12.00	10.91
Net assets value per share with revaluation	26.30	15.35	14.31

Sd/-
Chief Financial Officer

Sd/-
Managing Director

Sd/-
Chairman

These accounts are to be read in conjunction with notes attached.
Signed in terms of our separate annexed report.

Place : Dhaka
10 October 2017

Sd/-
MABS & J Partners
Chartered Accountants

S.S. STEEL LIMITED
Statement of Profit or Loss and Other Comprehensive Income
For the year ended 30 June 2017

Particulars	Note(s)	Amount in Taka	
		2016-2017	2015-2016
Revenue	20.00	3,003,309,524	2,237,716,630
Cost of goods sold	21.00	(2,322,695,709)	(1,708,388,130)
Gross profit		680,613,815	529,328,499
Operating expenses	22.00	(126,795,163)	(60,869,824)
Selling and distribution expenses	23.00	(73,834,265)	(65,884,094)
Trading profit		479,984,387	402,574,580
Financial expenses	24.00	(153,794,703)	(187,661,913)
Profit before other income		326,189,684	214,912,668
Other income	25.00	4,901,664	3,436,959
Profit before WPPF and provision for income tax		331,091,349	218,349,627
Contribution to WPPF and welfare fund	19.00	(15,766,255)	(7,783,794)
Profit before income tax		315,325,094	210,565,833
Provision for income tax		(50,306,486)	(19,866,350)
Current tax	18.10	(28,649,649)	(5,343,994)
Deferred tax	18.20	(21,656,837)	(14,522,356)
Profit after income tax		265,018,608	190,699,483
Earnings per share (basic)	26.10	1.20	0.87

Sd/-
Chief Financial Officer

Sd/-
Managing Director

Sd/-
Chairman

These accounts are to be read in conjunction with notes attached.
Signed in terms of our separate annexed report.

Place : Dhaka
10 October 2017

Sd/-
MABS & J Partners
Chartered Accountants

S.S. STEEL LIMITED
Statement of Cash Flows
For the year ended 30 June 2017

Particulars	Amount in Taka	
	2016-2017	2015-2016
Cash flows from operating activities		
Cash received from customers	2,772,523,790	1,944,075,567
Cash received from other sources	4,901,664	3,436,959
Cash payment to employees	(145,855,700)	(104,715,623)
Cash paid to suppliers & others	(1,949,212,405)	(1,643,968,901)
Cash paid for operating expenses	(523,758,744)	(125,228,516)
Income tax payment as advance	(43,897,446)	(11,099,978)
Net cash inflow/(outflow) from operating activities (A)	114,701,160	62,499,508
Cash flows from investing activities		
Acquisition of property, plant and equipment	(436,204,027)	(108,519,120)
Capital work in process	-	(7,870,584)
Acquisition of investment in properties	(7,500,000)	(43,304,526)
Net cash inflow/(outflow) from investing activities (B)	(443,704,027)	(159,694,230)
Cash flows from financing activities		
Increase/(decreased) of long term loan	(25,400,408)	(296,698,024)
Increase/(decreased) of short term loan	570,861,881	(140,862,062)
Cash payment for financial expenses	(152,400,141)	(187,086,214)
Share money received	-	784,056,131
Net cash inflow/(outflow) from financing activities (C)	393,061,332	159,409,831
Net increase of cash and cash equivalents for the year (A+B+C)	64,058,465	62,215,110
Cash and cash equivalents at the beginning of the year	68,165,644	5,950,534
Cash and cash equivalents at the end of the year	132,224,109	68,165,644
Net operating cash flow per share (NOCFPS)	0.52	0.28

Sd/-
Chief Financial Officer

Sd/-
Managing Director

Sd/-
Chairman

These accounts are to be read in conjunction with notes attached.
Signed in terms of our separate annexed report.

Place : Dhaka
10 October 2017

Sd/-
MABS & J Partners
Chartered Accountants

S.S. STEEL LIMITED
Statement of Changes in Equity
For the year ended 30 June 2017

Amount in Taka

Particulars	Share Capital	Revaluation Reserve	Tax Holiday Reserve	Retained Earnings	Total Equity
Balance at the beginning on 01 July 2016	2,200,000,000	748,162,020	9,117,371	192,281,927	3,149,561,318
Net profit (after tax) transferred from statement of comprehensive income	-	-	-	265,018,608	265,018,608
Excess depreciation transfer to retained earnings	-	(11,312,918)	-	11,312,918	-
Balance as at 30 June 2017	2,200,000,000	736,849,102	9,117,371	468,613,452	3,414,579,925
Balance at the beginning on 01 October 2015	99,500,000	409,292,496	9,117,371	92,458,258	610,368,125
Net profit (after tax) transferred from statement of comprehensive income	-	-	-	95,480,097	95,480,097
Addition in revaluation surplus	-	403,780,113	-	-	-
Adjustment of Deferred tax on revaluation surplus	-	(60,567,017)	-	-	-
Issuance of ordinary shares during the year	2,100,500,000	-	-	-	2,100,500,000
Excess depreciation transfer to retained earnings	-	(4,343,571)	-	4,343,571	-
Balance as at 30 June 2016	2,200,000,000	748,162,020	9,117,371	192,281,927	3,149,561,318

Sd/-
Chief Financial Officer

Sd/-
Managing Director

Sd/-
Chairman

These accounts are to be read in conjunction with notes attached.
Signed in terms of our separate annexed report.

Place : Dhaka
10 October 2017

Sd/-
MABS & J Partners
Chartered Accountants

S.S. STEEL LIMITED
Notes to the Financial Statements
For the year ended 30 June 2017

1.00 Background and introduction

1.10 Formation and legal status

S. S. Steel Limited (hereinafter referred to as "the Company") was incorporated as private company limited by shares on 22 December 2001 under the Companies Act, 1994. Subsequently S. S. Steel Limited company was converted from private limited company to public limited company on 15 December 2016.

The registered office of the company is located at House No-22, Road No-1, Sector-6, Uttara, Dhaka, Bangladesh and the factory is located at Plot-4, Block-B, Tongi Industrial Area, Tongi, Gazipur.

1.20 Nature of business

The principal activities of the company are manufacturing of Billet, MS-Rod, Iron Ingot, Deformed Rod, steel for the reinforcement of concrete (Ribed Bar), Angel Bar and 500W steel.

2.00 Basis of preparation

2.10 Statement of compliance

The financial statements of the company under reporting have been prepared under historical cost convention in a going concern concept and on accrual basis in accordance with Generally Accepted Accounting Principles and Practice in Bangladesh in compliance with The Companies Act 1994, International Accounting Standards (IAS) as adopted by The Institute of Chartered Accountants of Bangladesh (ICAB), as Bangladesh Accounting Standards (BAS) and other applicable laws and regulations.

2.20 Functional and presentation currency

The financial statements are expressed in Bangladeshi Taka which is both functional currency and reporting currency of the Company. The figures of financial statements have been rounded off to the nearest Taka.

2.30 Use of estimates and judgments

The preparation of the financial statements requires management to make judgments, estimates and assumptions that affect the application of accounting policies and the reported amounts of assets, liabilities, income and expenses. Actual results may differ from these estimates and underlying assumptions, which are reviewed on an ongoing basis. Revision to accounting estimates is recognized in the year in which the estimates are revised and in any future years affected.

2.40 Reporting year

The financial statements of the Company cover twelve months from 01 July 2016 to 30 June 2017.

2.50 Going concern

The Company has adequate resources to continue its operation for foreseeable future, the financial statements have been prepared on going concern basis. As per Management's assessment there are no material uncertainties which may cast significant doubt upon the Company's ability to continue as going concern.

2.60 Preparation and presentation of financial statements of the company

The Board of Directors of S.S. Steel Limited is responsible for the preparation and presentation of financial statements of the Company.

2.70 Comparative information

Comparative figures and account titles in the financial statements have been rearranged/reclassified and restated where necessary to conform with changes in presentation in the current year.

3.00 Significant accounting policies

The financial statements have been prepared in compliance with requirement of BASs (Bangladesh Accounting Standards) as adopted by The Institute of Chartered Accountants of Bangladesh (ICAB) as applicable in Bangladesh. The following BASs are applicable for the financial statements for the year under audit:

BAS-1	Presentation of Financial Statements
BAS-2	Inventories
BAS-7	Statement of Cash Flows
BAS-8	Accounting Policies, Changes in Accounting Estimates and Errors
BAS-10	Events after the Reporting year
BAS-12	Income Taxes
BAS-16	Property, Plant & Equipment
BAS-17	Leases
BAS- 18	Revenue
BAS -19	Employee Benefits
BAS-21	The effects of Changes in Foreign Exchange Rate
BAS-23	Borrowing Costs
BAS-24	Related Party Disclosures
BAS-26	Accounting and Reporting by Retirement Benefit Plans
BAS-33	Earnings Per Share
BAS-34	Interim Financial Reporting
BAS-36	Impairment of assets
BAS-37	Provisions, Contingent Liabilities and Contingent Assets
BAS-40	Investment Property

In the following areas, the recognition and measurement principles of IFRS are significantly different from those of BAS/BFRS and Companies Act 1994. However the estimated resulting differences would not be material for these financial statements. These immaterial differences with BAS/Companies Act 1994 primarily result from non-application of following IAS/IFRS in Bangladesh:

BAS-32	Financial Instrument: Presentation
BAS-39	Financial Instrument: Recognition and Measurement
BFRS-7	Financial Instrument: Disclosure

3.01 Property, plant and equipment

i) Recognition of property, plant & equipment

These are capitalized at cost or fair value and subsequently stated net of accumulated depreciation in compliance with the BAS 16 "Property, Plant and Equipment". The cost of acquisition of an asset comprises of its purchase price and any directly attributable cost inclusive of inward freight, duties and non-refundable taxes for bringing the asset to its operating condition for its intended use.

Expenditure on repairs and maintenance of Property, Plant and Equipment is treated as expense when incurred. Subsequent expenditure on property, Plant and Equipment is only recognized when the expenditure improves the condition of the asset beyond its originally assessed standard of performance.

The Board of Directors in its meeting held on 10 October 2017 approved the financial statements.

ii) Depreciation

Depreciation is charged on Property, Plant and Equipment on reducing balance method at rates varying from 5% to 25%. Depreciation is charged on addition of fixed assets on acquisition of their date of purchase and no depreciation is charged on assets during the year of retirement / disposal. The cost and accumulated depreciation of depreciable assets retired or otherwise disposed off are eliminated from the assets and accumulated depreciation and any gain or loss on such disposal is reflected in operations for the year.

iii) Revaluation of fixed assets

The company revalued its Land, Plant & machineries, Office building and Factory building on 13 October 2011 by Axis Resources Limited following the resolution of the Board of Directors on 12 December 2011 to make a reflection of the present value of those assets in the financial statements. The Company did not revalue its other assets as because the difference of present value and book value of such asset is insignificant. The company has revalued further of its land & building by Ata Khan & Co. on 29 June 2016 in accordance with BAS 16.77. The details of Revalued assets has been shown in Note # 4.10.

iv) Retirement and disposals

An asset is recognized on disposal or when no future economic benefits are expected from its use and subsequent disposal. Gain or loss arising from the retirement or disposal of an asset is determined as the difference between the net disposal proceeds and the carrying amount of the assets and is recognized as gain or loss from disposal of asset under other income in the Statement of Comprehensive Income.

v) Impairment of assets

The company reviews the recoverable amount of its assets at each reporting date. If there exist any indication that the carrying amount of assets exceeds the recoverable amount, the company recognizes such impairment loss in accordance with BAS-36 "Impairment of Assets".

3.02 Inventories & consumables

Inventories comprise of raw materials, work-in-process, finished goods, stores & spares which are valued in accordance with the Para of 21 & 25 of BAS-2 "Inventories" after making due allowance for any obsolete or slow moving items and details of valuation are as follows:

- i) Raw materials at weighted average cost
- ii) Finished goods at cost or net realizable value whichever is lower
- iii) Work-in-progress at material cost plus conversion cost
- iv) Stores & Spares at weighted average cost

3.03 Revenue recognition

In compliance with the requirements of BAS 18 "Revenue", revenue is recognized only when:

- i) The products are invoiced and dispatched to the customers;
- ii) Interest income is accrued on a time basis by reference to the principal outstanding at the effective interest applicable.

3.04 Taxation

Income tax expenses comprises current and deferred tax. Income tax expenses is recognized in Statement of Comprehensive Income except to the extent that it relates to items recognized directly in equity.

i) Current income tax

Current tax is the expected tax payable on the taxable income for the year, using tax rate enacted at the reporting date.

ii) Deferred tax

Deferred Tax is recognized on difference between the carrying amount of assets and a liability in the financial statements and the corresponding tax based used in the computation of taxable profit and is accounted for using balance sheet liability method. Deferred tax liability are generally recognized for all taxable temporary difference and deferred tax assets are recognized to the extent that it is probable that the profit will be available against which deductible temporary difference, unused tax losses or unused tax credits can be can be utilized. Considering the practices generally followed in Bangladesh the company have been recognized deferred tax liability in accordance with BAS-12 "Income Taxes."

3.05 Loans and borrowings

Principal amount of the loans and borrowings are stated at their outstanding amount. Borrowings repayable within twelve months from the reporting date are classified as current liabilities whereas borrowings repayable after twelve months from the Statement of Financial Position date are classified as non-current liabilities. Accrued interest and other charges are classified as current liabilities.

3.06 Foreign currency transaction / translation

Transactions in foreign currencies are translated into Bangladesh Taka at the Exchange rate prevailing on the date of transactions in accordance with BAS - 21 "The Effects of Changes in Foreign Exchange Rate." Monetary assets and liabilities in foreign currencies at the Statement of Financial Position date are translated into Bangladesh Taka at the rate of exchange prevailing at the Statement of Financial Position date. All exchange differences are recognized in the Statement of Comprehensive Income.

3.07 Provision

In accordance with the guidelines as prescribed by BAS 37, provisions are recognized when all the following criteria are met:

- i) When the company has a present obligation as a result of past event;
- ii) When it is probable that an outflow of resources embodying economic benefit will be required to settle the obligation; and
- iii) Reliable estimate can be made of the amount of the obligation.

Provisions are shown in the statement of financial position at an appropriate level with regard to an adequate provision for risks and uncertainties. An amount recorded as a provision represents the best estimate of the probable expenditure required to fulfill the current obligation on the reporting date.

3.08 Contingent liabilities and assets

Contingent liabilities and assets are current or possible obligations or assets, arising from past events and whose existence is due to the occurrence or non-occurrence of one or more uncertain future events which are not within the control of the company. In accordance with BAS-37 Provisions, Contingent Liabilities and Contingent Assets are disclosed in the Notes to the financial statements.

3.09 Statement of cash flows

Statement of Cash Flows is prepared principally in accordance with BAS 7 "Statement of Cash Flows" and the cash flow from the operating activities have been presented under direct method as prescribed by Securities and Exchange Rules, 1987.

3.10 Events after the reporting year

Events after the Reporting year that provide additional information about the Company's position at the reporting year or those that indicate the going concern assumption is not appropriate are reflected in the financial statements. Events after the statement of financial position date that are not adjusting events are disclosed in the Notes when they are material.

3.11 Segment reporting

As there is a single business and geographic segment within which the company operates, as such, no segment reporting is felt necessary.

3.12 Borrowing cost

The company capitalizes borrowing cost for new project such as interest on term loan and other related fees/charges for the year till to commencement of commercial operation and charges the cost to revenue account as financial expenses after commencement of commercial operation.

3.13 Advertisement and promotional expenses

All cost associated with advertising and promotional activities are charged out in the year incurred.

3.14 Trade receivable

i) Recognition and measurement

Trade receivable consists of due proceeds against sales which are unsecured and considered good.

ii) Bad and doubtful debts

The Company does not make any provision for bad and doubtful debts as there is no bad & doubtful debts.

3.15 Creditors and accruals

Liabilities are recognized for amounts to be paid in the future for goods and services received, whether or not billed by the supplier.

3.16 Cash and cash equivalent

According to BAS 7 "Statement Cash Flows" cash comprises cash in hand and bank deposit and cash equivalents are short term, highly liquid investments that are readily convertible to known amounts of cash and which are subject to an insignificant risk of changes in value BAS 1 "Presentation of Financial Statements" provides that cash and cash equivalent are not restricted in use. Considering the provision of BAS 7 and BAS 1, cash in hand and bank balances have been considered as cash and cash equivalents.

3.17 Components of the financial statements

According to the Bangladesh Accounting Standards BAS-1 'Presentation of Financial Statements' the complete set of Financial Statements includes the following components:

- i) Statement of Financial Position as at 30 June 2017
- ii) Statement of Profit or Loss and Other Comprehensive Income for the year ended 30 June 2017
- iii) Statement of Cash Flows for the year ended 30 June 2017
- iv) Statement of Changes in Equity for the year ended 30 June 2017
- v) Accounting Policies and Explanatory Notes.

3.18 Earnings per share

Earnings per Share (EPS) is calculated in accordance with the Bangladesh Accounting Standards BAS-33 "Earnings per Share".

Basic Earnings per Share:

Basic earnings per share is calculated by dividing the net profit or loss for the year attributable to ordinary shareholders by the total number of ordinary shares outstanding during the year.

3.19 Related party transactions

The objective of BAS 24 'Related Party Disclosures' is to ensure that an entity's financial statements contain the disclosures necessary to draw attention to the possibility that its financial position and profit or loss may have been affected by the existence of related parties and by transactions and outstanding balances with such parties.

Parties are considered to be related if one party has the ability to control the other party or to exercise significant influence or joint control over the other party in making financial and operating decisions.

A party is related to an entity if: [BAS 24] directly, or indirectly through one or more intermediaries, controls, is controlled by, or is under common control with, the entity has an interest in the entity that gives it significant influence over the entity, has joint control over the entity, the party is a member of the key management personnel of the entity or its parent, the party is a close member of the family of any individual, the party is an entity that is controlled, jointly controlled or significantly influenced by or for which significant voting power in such entity resides with, directly or indirectly, any individual and the party is a post-employment benefit plan for the benefit of employees of the entity.

The Company transacts with related parties and recognize as per BAS 24 'Related Party Disclosures'. Related party transactions have been disclosed under Note - 27.70

3.20 Financial expenses

Financial expenses comprise the interest on external borrowings and bank charges and are recognized as they accrue.

3.21 Employee benefits

Short term employee benefits

Salaries, bonuses and allowances are accrued in the financial year in which the associated services are rendered by the employees of the Company.

3.22 Workers' profit participation fund & welfare fund

The company had created a fund for workers as "Workers' Profit Participation Fund" and "Welfare Fund" by 5% of the profit before charging such expenses as per Labour Law 2006.

		Amount in Taka	
		30-Jun-2017	30-Jun-2016
4.00 Property, plant & equipment's			
A. Cost			
Opening balance		2,083,400,867	1,615,093,170
Addition during the year		871,974,494	64,527,584
Increase due to Revaluation		-	403,780,113
Total Cost		2,955,375,361	2,083,400,867
B. Accumulated depreciation			
Opening balance		347,369,260	306,052,177
Depreciation for the year		81,954,163	41,317,082
Total depreciation		429,323,423	347,369,260
Written down value (WDV)		2,526,051,938	1,736,031,607

*Detail of fixed assets and depreciation are shown in the (Annexure - A)

4.10 Revaluation

The company revalued its Land, Plant & machineries, Office building and Factory building on 13 October 2011 by Axis Resources Limited following the resolution of the Board of Directors on 12 December 2011 to make a reflection of the present value of those assets in the financial statements. The Company did not revalue its other assets as because the difference of present value and book value of such asset is insignificant. The company has revalued further of its land & building on 29 June 2016. Details of the revaluation of the assets are given below:

Particulars	Net Book Value as on 30 June 2016	Revalued Amount	(Impairment)	Revaluation Surplus
Land & land development	454,361,954	742,500,000	-	288,138,046
Factory & civil construction	145,824,528	261,466,595	-	115,642,067
	600,186,482	1,003,966,595	-	403,780,113

5.00 Investment property

Commercial space at Badda, Dhaka

274,250,000	266,750,000
274,250,000	266,750,000

5.10 Capital work-in-progress

Opening balance
Less: Adjustment during the year

435,770,467	435,770,467
435,770,467	-
-	435,770,467

Closing balance

These represents land & land developments, civil works, purchases of machines parts, equipment's, electric equipment's, cables and other items to construct continuous casting plant (CCM).

Details of capital work-in-progress:

Factory Building and Warehouse Shed	-	154,416,199
Generator	-	11,025,345
Software	-	41,012,380
Plant & Machinery (Modification)	-	229,316,543
	-	435,770,467

6.00 Inventories

Stores & spares
Raw materials (scrap) in stock - Note 6.10
Raw materials (billet) in stock-Note 6.20
Raw materials (chemicals) in stock-Note 6.30
Work- in -process - Note 21.00
Finished goods - Note 6.40

	30 Jun 2017 Qty. (Kgs)	30 Jun 2016 Qty. (Kgs)	30-Jun-2017 Taka	30-Jun-2016 Taka
Stores & spares	-	-	64,959,700	42,967,828
Raw materials (scrap) in stock - Note 6.10	28,440,201	20,924,551	716,408,662	612,043,129
Raw materials (billet) in stock-Note 6.20	-	-	-	-
Raw materials (chemicals) in stock-Note 6.30	-	-	3,180,629	8,816,923
Work- in -process - Note 21.00	6,785,644	9,960,447	214,901,356	293,833,191
Finished goods - Note 6.40	9,191,346	11,197,854	322,708,184	369,343,376
			1,322,158,531	1,327,004,447

	30 Jun 2017 Qty (Kgs)	30 Jun 2016 Qty (Kgs)	30-Jun-2017 Taka	30-Jun-2016 Taka
6.10 Raw materials (scrap) in stock				
Opening balance	20,924,551	9,305,500	612,043,129	278,246,425
Purchase during the year	48,977,793	45,153,141	1,146,009,392	1,290,450,838
Raw materials available for consumption	69,902,344	54,458,641	1,758,052,521	1,568,697,263
Raw materials consumed during the year	(41,462,143)	(33,534,090)	(1,041,643,859)	(956,654,134)
Closing balance	28,440,201	20,924,551	716,408,662	612,043,129

	30 Jun 2017 Qty (Kgs)	30 Jun 2016 Qty (Kgs)	30-Jun-2017 Taka	30-Jun-2016 Taka
6.20 Raw materials (billet) in stock				
Opening balance	-	-	-	-
Purchase during the year	19,708,855	3,061,687	636,263,699	107,963,766
Raw materials available for consumption	19,708,855	3,061,687	636,263,699	107,963,766
Raw materials consumed during the year	(19,708,855)	(3,061,687)	(636,263,699)	(107,963,766)
Closing balance	-	-	-	-

	Amount in Taka	
	30-Jun-2017	30-Jun-2016
6.30 Raw materials (chemical) in stock		
Opening balance	8,816,923	15,255,125
Purchase during the year	40,812,691	24,425,445
Chemicals available for consumption	49,629,614	39,680,570
Chemicals consumed during the year	(46,448,985)	(30,863,647)
Closing balance	3,180,629	8,816,923

	30 Jun 2017 Qty (Kgs)	30 Jun 2016 Qty (Kgs)	30-Jun-2017 Taka	30-Jun-2016 Taka
6.40 Finished goods				
Opening balance	11,197,854	12,026,810	369,343,376	390,117,125
Cost of goods produced during the year	64,345,801	36,307,448	2,276,060,517	1,396,774,274
Cost of goods available for sale	75,543,655	48,334,258	2,645,403,893	1,786,891,399
Cost of goods sold during the year	(66,352,309)	(37,136,404)	(2,322,695,709)	(1,417,548,023)
Closing balance	9,191,346	11,197,854	322,708,184	369,343,376

Details classifications of finished goods:

Particulars	30 June 2017 Qty (Kgs)	30 June 2016 Qty (Kgs)
400W & 500W Rod	9,191,346	11,197,854
Others	-	-
Total	9,191,346	11,197,854

		Amount in Taka	
		30-Jun-2017	30-Jun-2016
7.00	Trade receivables		
	Opening balance	801,075,542	575,823,571
	Additions during the year	3,029,646,260	1,842,676,828
	Adjustment during the year	2,319,936	4,392,720
		3,833,041,738	2,422,893,119
	Realized during the year	(2,774,843,726)	(1,621,817,578)
	Closing balance	1,058,198,012	801,075,542
	Trade receivables have been stated at their nominal value. Trade receivables are accrued in the ordinary course of business. These are carried at invoice amount. All receivables have been considered as good and realizable. Therefore, no amount was written off as bad debt and no debt was considered as doubtful to provide for.		
	Ageing of the above receivables are given below;		
	Debts below 30 days	333,284,902	231,234,120
	Debts over 30 days but below 60 days	158,119,821	104,449,182
	Debts over 60 days but below 90 days	70,678,607	81,234,502
	Debts over 90 days but below 180 days	186,542,078	151,234,525
	Debts over 180 days	309,572,604	232,923,213
	Total	1,058,198,012	801,075,542
7.10	Disclosure as per schedule-XI, Part-I, of The Companies Act, 1994		
	Debts exceeding 6 Months	309,572,604	232,923,213
	Other debts less provision	748,625,408	568,152,329
		1,058,198,012	801,075,542
	Debts considered good & secured	1,058,198,012	801,075,542
		1,058,198,012	801,075,542
8.00	Advances, deposits and prepayments		
	Advances - Note 8.10	693,059,816	376,927,803
	Deposits - Note 8.20	19,265,556	10,279,588
	Fixed Deposit Receipt (FDR) with Bank Asia	70,862,091	-
		783,187,463	387,207,392
8.10	Advances		
	L/C margin	80,106,531	67,997,674
	Advance income tax - Note 8.10.1	73,605,016	36,719,614
	VAT current account	2,823,425	1,645,217
	Godown rent advance	7,039,691	2,508,810
	Advance against salary	2,484,645	1,300,828
	Advance against purchase	527,000,507	256,785,236
	Other advance	-	9,970,424
		693,059,816	376,927,803
8.10.1	Advance income tax		
	Opening Balance	36,719,614	25,619,636
	Addition during the year	36,885,403	11,099,978
	Closing balance	73,605,016	36,719,614
8.20	Deposits		
	Bangladesh Oxygen Company Ltd	10,451	10,451
	Dhaka Electric Supply Company Ltd	2,411,242	2,411,242
	Titas Gas Transmission & Distribution Ltd	16,837,363	7,851,395
	Grameen Phone Ltd.	6,500	6,500
		19,265,556	10,279,588
	Disclosure as per Schedule-XI, Part-I, of The Companies Act, 1994		
	Advance, deposits and pre-payments exceeding 6 Months	19,265,556	10,279,588
	Other advance, deposits & pre-payments less provision	763,921,907	376,927,803
		783,187,463	387,207,392
	Advance, deposits and pre-payments considered Good & secured	783,187,463	387,207,392
		783,187,463	387,207,392

	Amount in Taka	
	30-Jun-2017	30-Jun-2016
9.00 Cash and cash equivalents		
Cash in hand	40,274,549	23,964,511
Cash at bank - Note 9.10	91,949,560	44,201,133
	132,224,109	68,165,644
9.10 Cash at bank		
Mercantile Bank Ltd, Motihjeel Br, SND-0158	755,712	1,046,808
Southeast Bank Ltd, Banani Br, CD-5538	1,781,377	398,109
Eastern Bank Ltd, Gulshan Br, CD-5302	48,759	392,383
Jamuna Bank Ltd, Gulshan Br, CD-6945	601,825	246,062
Bank Asia Limited, CD-7355	5,767,069	9,551,815
Exim Bank Ltd, Uttara, CD-8217	3,092,594	2,502,514
Islami bank Bangladesh Ltd	151,705	1,010,170
Islami bank Bangladesh Ltd, Local office	-	89,296
Dhaka Bank Ltd	879,224	3,063,665
One bank Ltd, Principal Br, CD-6432	49,834	1,692,754
City Bank Ltd, CD	4703801.36	341,147
City Bank Ltd, Gulshan, CD	108,997	505,000
Dutch Bangla Bank Ltd,	43,520,382	969,416
Pubali Bank Ltd	501,322	1,581,052
Social Islami Bank Ltd	216,525	912,453
Sonali Bank Ltd, Gulshan Br, CD-4019	-	5,657
AB Bank Ltd, Uttara Br, CD-6000	69,384	723,934
Al Arafa Islami Bank Ltd	10,439,589	299,600
NCC Bank Ltd, Motijheel Br, CD-3819	226,959	3,242,779
NCC Bank Ltd, Tongi Br, CD-0063	49,711	470,368
National Bank Ltd, Banani	331,933	-
National Bank Ltd	670,317	37,188
NRB Commercial Bank Ltd, SND-0037	335,999	1,036,407
United Commercial Bank Ltd	1,235,091	16,667
Mutual Trust Bank Ltd, Uttara Br, SND-0532	535,632	11,837,429
Southeast Bank Ltd, Banani Br, SND-1396	234,855	1,311,464
Trust Bank Ltd, CD-1817	7,145,374	9,783
Prime Bank Ltd, Garib-E-Newaz Br, CD-0315	8,495,591	907,216
Total	91,949,560	44,201,133

		Amount in Taka	
		30-Jun-2017	30-Jun-2016
10.00	Share capital		
10.10	Authorized capital		
	250,000,000 Ordinary Shares of Tk 10 each	2,500,000,000	2,500,000,000
		2,500,000,000	2,500,000,000
10.20	Issued, subscribed and paid-up capital		
	220,000,000 Ordinary Shares of Tk 10 each	2,200,000,000	2,200,000,000
		2,200,000,000	2,200,000,000

10.30 A. Position of shares holding as at 30 June 2017

Name of the Shareholders	Nature of Shareholding	Nationality	Percentage (%)	Taka	Taka
Javed Opgenhaffen	Individual	Bangladeshi	31	687,000,000	687,000,000
Nabiha Yasmeen	"	"	11	233,206,880	462,704,880
Mohammad Shirajul Islam	"	"	2	50,050,000	50,050,000
NJ Holdings Ltd	Institutional	"	2	50,000,000	-
Md. Ahsan	Individual	"	5	100,000,000	-
Shorecap Holding Ltd	Institutional	"	5	99,910,000	99,910,000
Al Dewan Technical Services LLC	"	"	4	85,412,120	85,412,120
BMSL Investment Limited	"	"	4	81,510,000	80,010,000
Abaci Investments Limited (MDA)	"	"	3	56,240,000	60,940,000
Mahin Mahjabeen	Individual	"	3	60,010,000	60,010,000
Maruf Alam	"	"	3	60,010,000	60,010,000
Captain (Rtd) M Moazzam Hossain	"	"	2	50,050,000	50,050,000
J & J International Holdings Ltd	"	"	-	-	50,000,000
Fortune Wealth Management Ltd	Institutional	"	2	50,000,000	-
A J Corporation Ltd	"	"	2	50,000,000	50,000,000
Great Walls Land Property Ltd	"	"	2	38,800,000	38,800,000
People's Leasing & Financial Service Limited	"	"	1	31,300,000	31,300,000
E Securities Limited	"	"	1	31,300,000	31,300,000
Eashan E Moazzam	Individual	"	1	30,050,000	30,050,000
Mahbubul Hasan	"	"	2	35,000,000	35,000,000
M. Shefaque Ahmed	"	"	1	30,000,000	30,000,000
Equity Growth Limited	Institutional	"	1	29,500,000	29,500,000
Food Chain Asia Limited	"	"	1	22,500,000	22,500,000
Mr. Md. Salim Sarkar	Individual	"	1	20,000,000	-
Akram Hossain Md. Feroz	"	"	1	20,000,000	20,000,000
Alexander Lee	"	"	1	20,000,000	20,000,000
S.M. Saifur Rahman	"	"	1	20,000,000	-
Farzana Moazzam	"	"	1	18,800,000	18,800,000
Absolute Return Limited	Institutional	"	1	15,500,000	15,500,000
Jahanara Afroz	Individual	"	1	15,000,000	15,000,000
Capt. Saifur Rahman	"	"	1	15,000,000	15,000,000
Monjarin Jaman	"	"	1	15,000,000	15,000,000
Shoma Alam Rahman	"	"	1	12,500,000	12,500,000
Impex Trading Co.	Institutional	"	0	10,000,000	-
Md. Arifur Rahman	"	"	0	10,000,000	-
Mohammad Ziaul Hossain	"	"	0	6,000,000	6,000,000
Rezaul Bari	"	"	0	5,050,000	50,000
Abdul Gani Sarder	"	"	0	5,001,000	5,001,000
M/S Tanvir Enterprise	Institutional	"	0	5,000,000	5,000,000
Mizanur Rahman Chowdhury	Individual	"	0	5,000,000	5,000,000
Sharmin Kafil Uddin	"	"	0	5,000,000	-
Ahad M. Bhai	"	"	0	3,000,000	-
Umma Kulsum	"	"	0	2,000,000	2,000,000
Baqui Billah	"	"	0	1,050,000	50,000
Abul Kalam Azad	"	"	0	1,050,000	50,000
Ulfat Kabir	"	"	0	1,050,000	50,000
Syed Shafqatul Baqi	"	"	0	1,050,000	50,000
Albab Ahmed	"	"	0	1,050,000	50,000

Amount in Taka	
30-Jun-2017	30-Jun-2016

AAJ Ltd.	Institutional	"	0	50,000	50,000
Mehitab Hussain Khan	Individual	"	0	50,000	50,000
Wahid Salam	"	"	0	50,000	50,000
Aktara Khanam	"	"	0	50,000	50,000
Shahnaz Begum	"	"	0	50,000	50,000
Sayeeda Chowdhury	"	"	0	50,000	50,000
Kazi Shafina	"	"	0	50,000	50,000
Sefat-E-Mariam	"	"	0	2,000,000	-
Shariful Islam	"	"	0	200,000	2,000
Tarik Hasan	"	"	0	2,500,000	-
Total			100	2,200,000,000	2,200,000,000

B. A distribution schedule of the shares as at 30 June 2017 is given below:

Slabs by number of shares	Shareholders		No of Shares	No of Shares
	2017	2016		
1-1,000	-	9	-	200
1,001 - 5,000	7	23	35,000	65,000
5,001 - 10,000	-	-	-	-
10,001 - 20,000	1	-	20,000	-
20,001 - 30,000	-	-	-	-
30,001 - 40,000	-	-	-	-
40,001 - 50,000	-	-	-	-
50,001 - 100,000	1	-	100,000	-
100,001 - 500,000	12	1	2,975,000	500,000
500,001 - 1,000,000	5	1	3,605,100	1,100,100
1,000,001 - 5,000,000	20	1	47,125,000	42,525,000
5,000,000 Above	11	-	166,139,900	175,809,700
Total	57	35	220,000,000	220,000,000

11.00 Retained earnings

Opening balance	192,281,927	92,458,258
Transferred from revaluation surplus through use of assets (depreciation)	11,312,918	4,343,571
Addition during the year	265,018,608	95,480,097
	468,613,452	192,281,927
Issuance of bonus share during the year	-	-
Closing balance	468,613,452	192,281,927

12.00 Revaluation surplus

Opening balance	748,162,020	409,292,496
Addition during the year	-	403,780,113
	748,162,020	813,072,609
Deferred tax on revaluation surplus	-	(60,567,017)
Depreciation charged during the year	(11,312,918)	(4,343,571)
Closing balance	736,849,102	748,162,020

This transfer of revaluation was made in accordance with paragraph 39 of BAS 16 as the said amount of revaluation surplus has been accumulated in equity under the heading of revaluation surplus. Calculation of the amount is given in **Annexure-A**.

13.00 Tax holiday reserve

Opening balance	9,117,371	9,117,371
Closing balance	9,117,371	9,117,371

13.10 Share money deposit

Opening balance	-	685,175,000
Deposit during the year	-	1,415,315,000
	-	2,100,490,000
Share issued during the year	-	(2,100,490,000)
Closing balance	-	-

Money has been deposited from the prospective shareholders against issuance of ordinary shares as per resolution on 01 March 2015 which is interest free. The company has issued ordinary shares on 29 June 2016.

		Amount in Taka	
		30-Jun-2017	30-Jun-2016
14.00 Term loan			
NCC Bank Ltd, Loan Account No-2330001033- Note 14.10		-	-
Bank Asia Ltd, Term Loan, A/C-00335017418 - Note- 14.20		411,257,363	490,609,223
Nitol Motors Ltd. - Note- 14.30		8,129,456	13,453,733
Infrastructure Development Finance Company Ltd - Note 14.40		2,624,275	-
GSP Finance Co. Ltd - Note- 14.50		-	-
IDLC Finance Limited- Note -14.60		70,268,749	13,617,294
		492,279,843	517,680,250
Current portion of term loan		94,862,342	31,049,766
Non-current portion of term loan		397,417,501	486,630,485
14.10 NCC Bank Ltd, Loan Account No-2330001033			
Opening balance		-	112,685,382
Loan received during the year		-	-
Interest charged during the year		-	2,383,018
		-	115,068,400
Payment during the year		-	(115,068,400)
		-	-
Current portion of term loan		-	-
Closing balance		-	-
Loan Account	A/C No - 2330001033		
Limit amount	:	Tk 150,000,000	
Purpose	:	For working capital & to retire shipping documents	
Sanction date	:	11/Apr/13	
Interest rate	:	16%	
Security	:	Mortgage of 20,510 sft floor space and 14 nos. car parking of 6,311 sft at SS Steel Bhaban, 17C Panthapath, Dhaka along with 345.22 decimal of vacant land located at Char Mirpur, Khaligonj, Gazipur.	
Tenure	:	5 years	
14.20 Bank Asia Ltd, Term Loan, A/C-00335017418			
Opening balance		490,609,223	-
Loan received during the year		-	487,359,500
Interest charged during the year		47,100,800	3,249,723
		537,710,023	490,609,223
Payment during the year		(126,452,660)	-
Closing balance		411,257,363	490,609,223
Current portion of term loan		79,351,860	(22,997,025)
Non-current portion of term loan		331,905,503	467,612,198
Loan Account	A/C No - 00335017418		
Limit amount	:	Tk 490,000,000	
Purpose	:	For Restructuring of Plant & Machinery.	
Sanction date	:	25-May-2016	
Interest rate	:	10.5%	
Security	:	Mortgage of machineries and 7.5887 acres of land situated at Mouja-Isarkandi, Ghacha & Masimpur, PS-Tongi, Gazipur	
Tenure	:	5 years	
14.30 Nitol Motors Ltd.			
Opening balance		13,453,733	13,627,654
Loan received during the year		-	7,978,625
Interest charged during the year		1,912,004	1,628,473
		15,365,737	23,234,752
Payment during the year		(7,236,281)	9,781,019
Closing Balance		8,129,456	13,453,733
Current portion of term loan		5,324,277	(5,045,400)
Non-current portion of term loan		2,805,179	8,408,333

		Amount in Taka	
		30-Jun-2017	30-Jun-2016
14.40	Infrastructure Development Finance Company Ltd		
	Opening Balance	-	-
	Loan received during the year	3,000,000	-
	Interest charged during the year	392,130	-
		3,392,130	-
	Payment during the year	(767,855)	-
	Closing Balance	2,624,275	-
	Current portion of term loan	837,660	-
	Non-current portion of term loan	1,786,615	-
14.50	GSP Finance Co. Ltd		
	Opening balance	-	82,398,164
	Loan received during the year	-	-
	Interest charged during the year	-	7,024,144
		-	89,422,308
	Payment during the year	-	(89,422,308)
		-	-
	Current portion of term loan	-	-
	Closing Balance	-	-
	Limit amount	: Tk 100,000,000	
	Purpose	: For establishment of CCM plant	
	Sanction date	: 18-May-14	
	Interest rate	: 14%	
	Security	: Mortgage of machineries and 7.5887 acres of land situated at Mouja-Isarkandi, Ghacha & Masimpur, PS-Tongji, Gazipur	
	Tenure	: 3 years	
14.60	IDLC Finance Limited		
	Opening balance	13,617,294	1,600,334
	Loan received during the year	66,000,000	13,000,000
	Interest charged during the year	3,356,293	1,096,831
		82,973,587	15,697,165
	Payment during the year	(12,704,838)	(2,079,871)
	Closing Balance	70,268,749	13,617,294
	Current portion of term loan	9,348,545	(3,007,341)
	Non-current portion of term loan	79,617,294	10,609,953
	Limit amount	: Tk 14,700,000	
	Purpose	: For purchase of 3 Unit Nissan TX Hard Jeep & 1 Unit Pick Up	
	Sanction date	: 24 November 2015, 06 December 2015, 12 April 2015	
	Interest rate	: 12.75%	
	Security	: Dhaka Metro-GHA-17-0579, 0580, 0517 & Dhaka Metro THA-13-3669	
	Tenure	: 5 Years	
15.00	Trade and other payables		
	Opening balance	145,685,022	177,908,164
	Addition during the year	1,803,804,483	884,538,598
		1,949,489,505	1,062,446,762
	Payment during the year	(1,628,444,806)	(916,761,740)
	Closing balance	321,044,699	145,685,022
16.00	Accrued expenses		
	For Revenue expenses - Note 16.10	94,721,645	58,590,620
	For capital expenditure - Note 16.20	5,053,459	13,414,548
		99,775,105	72,005,168

16.10 For revenue expenses

	Amount in Taka	
	30-Jun-2017	30-Jun-2016
Salary & wages	18,494,610	7,402,184
Electric bill	3,005,077	5,395,496
Elite paint & Chemical Industries Ltd	7,144	7,144
Emon fire fighting equipment's	80,510	35,900
Director's remuneration	1,200,000	1,600,000
Magnito digital	279,914	279,914
Gas bill	22,195,457	33,638,528
Gentech energy	6,500	307,500
Paramount Insurance Co. Ltd	3,685,515	2,305,773
Osman Goni Enterprises	-	12,272
Audit fees payable	322,500	265,000
Aiman refrigeration	25,500	25,500
Automation drive & controls	-	47,070
Automation Power Generation Ltd	201,679	39,500
AN Electric & Technology	17,500	17,500
Classic business & logistic services	215,000	499,000
Corona Oil & Lubricant	152,696	350,765
Cyber Plaza, IDB Bhaban	-	83,200
JRT Power Electric	-	7,200
Al-noor computer	50	50
Jahanara power engineering	158,585	115,250
Jahan Trading Corporation	1,231,600	419,100
J K International	-	1,964,786
A K C & F LTD.	12,843,935	-
D S Impex Cc. Bangladesh	12,551,355	-
Islami Insurance Bangladesh Ltd	48,764	48,764
Sabbir Engineering Works	440,000	440,000
Kobirul Islam	30,000	30,000
Hussain Farhad & Co	50,000	50,000
Megatherm electronics ltd	264,375	264,375
Mim Enterprise	148,850	(1,800)
Nixmo Tech Ltd	10,000	10,000
ISC Enterprises	50	50
Monna enterprises	-	188,210
Metro Auto bricks	68,194	-
Salman Re-Factories	122,800	122,800
Rina C & F Centre	137,782	137,782
Ruhul Ameen (Advocate)	16,500	16,500
Savar Refectories Ltd	321,395	887,810
Suma Fibre House	40,550	40,550
SPH Corporation	468,050	292,587
Bangladesh General Insurance	97,067	97,067
Bondon	15,000	15,000
Emerging credit rating Ltd.	500	-
Global way C & F	154,851	-
Withholding Tax payble	424,304	-
Bangladesh digital scale technology	120,000	-
Bismillah bhandar	516,000	-
Chameli eng. Works Ltd.	30,000	-
Bhai Bhai Automation & Body Builders	1,000	-
D Enterprise	265,500	-
DVC Enterprise	57,000	-
Hozrat Mohasen Aulia Eng.	52,000	-
HR Transport	219,500	-
Iqbal & Brothers	417,597	-
Fair Play	48	-
Ixony Eng. Ltd.	117,250	-
Jamal chemical	57,425	-
Magura traders	134,100	-
Mannan steel	164,000	-

Amount in Taka		
30-Jun-2017	30-Jun-2016	
Moshiur & sons	242,000	-
Masud ID traders	17,500	-
Micro electronics	55,000	-
Micro tools & machenaries	387,600	-
Maa Enterprise	166,000	-
Moli trading cor.	267,840	-
Next eng. & power	546,453	-
Haque Trade International	180,760	-
Rangs Petroliam limited	401,920	-
Ratul enterprise	55,589	-
Shahajan ali	529,800	-
Natural Cool Air Conditioning & Eng.	142,000	-
Onix Computer System	50,000	-
Power Control Eng.	63,200	-
The Pacific Trade Centre	137,000	-
M M Cargo Service	7,463,755	-
Shumi enterprise	71,837	-
SQ Wire & cables co. Ltd.	69,783	-
BBS Cable	679,590	98,952
BS Pattern and engineering works	50,700	50,700
Olympic Textile Mills Ltd.	-	(50,258)
Central Insurance Bangladesh Ltd.	433,793	433,793
Asia fuel station	-	68,769
Bangladesh Telecommunication Company Ltd. (BTCL)	33,164	33,164
Building Technology	6,000	6,000
Bismillah Iron Store	624,980	81,680
Bismillah Steel King	-	49,690
Bismilla store, Khilgaon	359,803	359,803
	94,721,645	58,590,620

All accrued expenses were paid on regular basis.

Salary and Allowances for the month of June 2017 has been paid in subsequent month.

16.20 For capital expenditure

	Purpose		
Kaltimax energy	Plant & machineries	-	810,368
ABB Ltd	"	1,497,000	160,000
BD Marine & Electric	"	-	440,300
Kaltimax energy, Singapore	"	2,197	-
AS Power & Distribution	"	50	50
STS SRL, Italy	Plant & machineries	-	2,267,720
Shangdhon Tavor Machinery Co. Ltd	Plant & machineries	1,566,883	3,626,100
PPRM, Indi	"	377,448	-
RPM Motors	"	423,873	423,873
A & M Architech	CCM plant	373,000	373,000
Electromech Automation & Engineering	Installation	10,060	10,060
Marksman international blue ocean ltd	"	18,000	18,000
Packard Engineering Ltd	"	203,239	93,600
R K Enterprises, Kolkata, India	Plant & machineries	-	4,879,837
Vega Controls Ltd, India	"	35,000	115,000
World Star Overseas Capital	"	350,069	-
World Star (China)	CCM plant	80,000	80,000
Zhengzhou Jinmai Weighing App Co Ltd	Plant & machineries	116,640	116,640
		5,053,459	13,414,548

17.00 Short term loan

Cash Credit (Hypo) - Note 17.10	813,124,222	654,360,407
Bank Asia Limited, Demand Loan	456,367,774	50,335,417
Bank Asia Ltd, Term Loan, A/C-00335017792 - Note- 17.20	68,519,056	-
LTR with Bank Asia Limited - Note-17.30	-	62,453,349
	1,338,011,053	767,149,172

		Amount in Taka	
		30-Jun-2017	30-Jun-2016
17.10	Cash Credit (Hypo)		
	Overdraft (Bank Asia Limited, Principal Office Branch)	561,737,130	654,360,407
	Overdraft (National Bank Ltd)	251,387,092	-
		813,124,222	654,360,407
17.20	Bank Asia Ltd, Term Loan, A/C-00335017792		
	Opening balance	-	-
	Loan received during the year	100,000,000	-
	Interest charged during the year	3,778,656	-
		103,778,656	-
	Payment during the year	(35,259,600)	-
	Closing balance	68,519,056	-
17.30	LTR with Bank Asia Limited		
	LTR with Bank Asia Ltd, (A/C-00331009672)	-	9,093,168
	LTR with Bank Asia Ltd, (A/C-00331009677)	-	22,700,460
	LTR with Bank Asia Ltd, (A/C-00331009678)	-	30,659,721
		-	62,453,349
18.00	Provision for income tax		
18.10	Current tax		
	Opening balance	77,314,448	35,106,823
	Provision made during the year	28,649,649	43,458,358
		105,964,097	78,565,181
	Payment/adjustment during the year	(7,012,043)	(1,250,733)
	Closing balance	98,952,054	77,314,448
18.20	Deferred tax liabilities		
	Deferred tax is recognized in accordance with the provision of BAS -12 "Income Taxes" is arrived as follows:		
	Opening balance	274,015,567	197,286,823
	Add: Amount provided for the year	21,656,837	16,161,727
		295,672,404	213,448,550
	Adjustment during the year	-	60,567,017
	Closing balance	295,672,404	274,015,567
		Accounting Base	Tax Base
			Temporary Differences
	At 30 June 2017		
	Property, plant & equipment's		
	Cost	1,656,407,731	1,008,138,823
	Revaluation surplus (excluding land)	196,509,389	-
	Total	1,852,917,120	1,008,138,823
	Applicable tax rate		35%
	Deferred tax liability/(assets)		295,672,404
	At 30 June 2016		
	Revaluation surplus	785,709,300	382,222,264
	Applicable tax rate		35%
	Deferred tax liabilities		141,220,463
	As per BAS-16 "Property, Plant and Equipment" deferred tax has been calculated for revaluation surplus. Deferred tax has been arranged on the basis of balance sheet liability method.		

		Amount in Taka	
		30-Jun-2017	30-Jun-2016
19.00 Provision for WPPF and welfare fund			
Opening balance		18,594,154	10,234,660
Net profit before distribution of WPPF and Welfare Fund		331,091,349	158,719,346
		331,091,349	158,719,346
Contribution to WPPF and Welfare Fund @ 5%		15,766,255	7,783,794
Interest applied		1,394,562	575,700
Closing balance		35,754,970	18,594,154

Interest has been charged at 2.5% higher than the bank rate for utilizing the balance of Fund by the company as per section 240 of The Labour Act, 2006 as amended in 2013.

		Amount in Qty. (Kgs)		Amount in Taka	
		2016-2017	2015-2016	2016-2017	2015-2016
20.00 Revenue					
Sales		66,352,309	53,922,849	3,029,646,260	2,264,759,652
Less: VAT		-	-	26,336,736	27,043,023
		66,352,309	53,922,849	3,003,309,524	2,237,716,630
21.00 Cost of goods sold					
Raw materials consumed		61,170,998	37,547,665	1,724,356,543	1,321,318,063
Carriage inwards		-	-	36,926,287	25,831,888
Salary, wages and allowances		-	-	66,873,178	65,024,200
Factory overhead - Note 21.40		-	-	368,972,674	290,353,155
Cost of Production		61,170,998	37,547,665	2,197,128,682	1,702,527,306
Opening work-in-process		9,960,447	9,571,220	293,833,191	282,350,990
Closing work-in-process		(6,785,644)	(9,960,447)	(214,901,356)	(293,833,191)
Cost of goods manufactured		64,345,801	37,158,438	2,276,060,517	1,691,045,105
Opening finished goods		11,197,854	11,923,725	369,343,376	386,686,402
Cost of goods available for sale		75,543,655	49,082,163	2,645,403,893	2,077,731,506
Closing finished goods		(9,191,346)	(11,197,854)	(322,708,184)	(369,343,376)
		66,352,309	37,884,309	2,322,695,709	1,708,388,130
21.10 Raw materials (scrap) consumed					
Opening inventory		20,924,551	747,644	612,043,129	223,545,670
Purchase during the year		48,977,793	54,733,784	1,146,009,392	1,564,260,113
Total materials available		69,902,344	55,481,428	1,758,052,521	1,787,805,783
Closing Inventory		(28,440,201)	(20,924,551)	(716,408,662)	(612,043,129)
		41,462,143	34,556,877	1,041,643,859	1,175,762,654
21.20 Raw materials (billet) consumed					
Opening Inventory		-	-	-	-
Purchase during the year		19,708,855	2,990,788	636,263,699	105,455,185
Total materials available		19,708,855	2,990,788	636,263,699	105,455,185
21.30 Raw materials (chemicals) consumed					
Opening inventory				8,816,923	14,395,643
Purchase during the year				40,812,691	34,521,504
Total materials available				49,629,614	48,917,147
Closing Inventory				(3,180,629)	(8,816,923)
				46,448,985	40,100,224

	Amount in Taka	
	2016-2017	2015-2016
21.40 Factory overheads		
Depreciation - Annexure-A	73,758,747	37,185,374
Insurance premium	6,416,323	4,329,861
Gas Bill	136,693,019	114,274,594
Electricity	52,998,559	43,742,422
Fuel & lubricants	5,641,319	5,285,572
Fire bricks, clay, electrodes	16,922,408	10,205,801
Repair & maintenance	22,107,496	12,248,065
Stores & spare parts - Note 21.50	32,303,962	43,064,929
Cylinder gas & oxygen	4,067,305	3,197,550
Labour charges	18,063,536	16,818,987
	368,972,674	290,353,155
21.50 Stores & spare parts consumed		
Opening inventory	42,967,828	28,601,590
Purchase during the year	54,295,834	57,431,167
Total spare parts available	97,263,662	86,032,757
Closing inventory	(64,959,700)	(42,967,828)
	32,303,962	43,064,929
22.00 Operating expenses		
Director remuneration	9,600,000	8,400,000
Salaries & wages	58,306,093	27,627,377
Car maintenance	3,228,288	3,095,619
Conveyance & allowances	351,783	381,487
Postage & couriers	37,111	19,004
Renewal & registration	1,806,015	3,632,018
Legal fees & other professional charges	7,219,736	1,582,457
Printing & stationery	395,763	470,640
Audit fee	287,500	460,000
Entertainment	5,137,941	3,538,609
Telephone & communication	1,347,370	1,336,153
Traveling & conveyance	1,160,268	1,622,305
Business promotion	29,057,603	3,581,897
Office maintenance	664,277	990,550
Depreciation - Annexure-A	8,195,416	4,131,708
	126,795,163	60,869,824
22.10 Director's remuneration		
Remuneration	6,400,000	5,600,000
House rent benefit	2,934,000	2,572,000
Medical allowances	170,000	144,000
Conveyance	96,000	84,000
	9,600,000	8,400,000

Article 91 of the Articles of Association of the company allows payment of remuneration to Directors of the company. No other remuneration or special payment except as mentioned above was made to the Directors during the year under audit.

		Amount in Taka	
		2016-2017	2015-2016
23.00	Selling and distribution expenses		
	Advertisement	1,305,556	6,482,205
	Travelling & conveyance	1,054,584	243,624
	Discount & commission	6,756,619	5,183,776
	Salary & allowances	20,676,429	12,064,045
	Entertainment	974,964	516,814
	Labour	11,939,672	10,881,732
	Warehouse expenses	6,192,776	6,977,275
	Truck maintenance & delivery expenses	24,933,665	23,534,623
		73,834,265	65,884,094
24.00	Financial expenses		
	Interest on cash credit, Mutual Trust Bank Ltd	-	92,711,758
	Interest on cash credit, Bank Asia Ltd	63,392,661	-
	Interest on cash credit, National Bank Ltd	1,486,337	-
	Interest on cash credit, NCC Bank Ltd	-	5,133,446
	Interest on cash credit, Bank Asia	-	4,359,717
	Interest on demand loan, Bank Asia	24,308,311	418,766
	Interest on demand loan, Mutual Trust	265,886	1,871,761
	Interest on LTR loan	3,270,368	-
	Interest on term loan, NCC Bank Ltd	-	6,113,693
	Interest on term loan, Bank Asia	50,864,456	3,249,723
	Interest on term loan, Mutual Trust Bank Ltd	-	1,690,042
	Loan processing fee	3,151,695	344,350
	Interest on WPPF and Welfare Fund	1,394,562	171,436
	Interest on lease finance, Nitol Motors Ltd & IDLC	5,660,427	71,597,220
		153,794,703	187,661,913
25.00	Other income		
	Income from wastage sales	3,676,490	1,043,351
	Gain on settlement of lease	-	1,661,567
	Loss on sale of investment	-	(88,520)
	Interest on short notice deposit	1,225,174	820,561
		4,901,664	3,436,959

27.60 Attendance Status of Board Meeting of Directors

During the year ended 30 June 2017, there were four board meetings were held. The attendance status of all the meetings is as follows:

Sl. No.	Name of the Directors	Position	Meeting held	Meeting Attended	Meeting Attended
1	Javed Opgenhaffen	Chairman	6	6	6
2	Md Shirajul Islam	Managing Director	6	6	6
3	Sayeed Rezaraj Ahmmad	Director	6	4	4
4	Mr. Bhuban Chandra Sil	Independent Director	6	1	1
5	Mr. Sadad Rahman	Independent Director	6	1	1

The directors of the Company were not paid any fee for attending board meeting during the year.

27.70 Related party disclosures
i) Related party transactions

The Company carried out a number of transactions with related parties in the normal course of business on arms length basis.

Sl. No.	Name of the Related Parties	Relationship	Nature of Transactions	Transaction during the year	Transaction during 2016
1	Managing Director and Directors remuneration	Key Management Personnel	Short term employee benefits	9,600,000	8,400,000

(ii) Particulars of directors of S. S. Steel Limited as at 30 June 2017

Sl. No.	Name of Directors	BOD of S. S. Steel Limited	Entities where they have interests
1	Javed Opgenhaffen	Chairman	None
2	M Shirajul Islam	Managing Director	None
3	Sayeed Rezaraj Ahmmad	Director	None
4	Mr. Bhuban Chandra Sil	Independent Director	None
5	Mr. Sadad Rahman	Independent Director	None

(iii) The company does not have any inter company transaction during the accounting period (01 July 2016 to 30 June 2017)

27.80 Disclosure as per requirement of Schedule XI, Part II of The Companies Act 1994

27.80.1 Quantity wise schedule as required under Para 3, Schedule XI, Part 11 of The Companies Act, 1994

Quantity wise schedules of sales, raw material consumed and closing stock of finished goods relating to the financial statements for the year ended 30 June 2017 as required under Para 3, Part 11 of The Companies Act 1994 given below:

	2016-2017		2015-2016	
a. Sales:				
	Quantity (kgs)	Amount in Taka	Quantity (kgs)	Amount in Taka
Domestic sales	66,352,309	3,029,646,260	53,922,849	2,264,759,652
b. Raw Materials consumed in Quantities:	Scrap (kgs)		Scrap (kgs)	
Opening Stock	20,924,551	612,043,129	747,644	223,545,670
Purchase	48,977,793	1,146,009,392	54,733,784	1,564,260,113
Raw material available for consumption	69,902,344	1,758,052,521	55,481,428	1,787,805,783
Closing Stock	(28,440,201)	(716,408,662)	(20,924,551)	(612,043,129)
Raw material consumed	41,462,143	1,041,643,859	34,556,877	1,175,762,654

	2016-2017		2015-2016	
c. Particulars in respect of opening stock, sales and closing stock of finished goods:				
	Qty (kgs)	Amount in Taka	Qty (kgs)	Amount in Taka
Opening stock	11,197,854	369,343,376	11,923,725	386,686,402
Closing stock	9,191,346	322,708,184	11,197,854	369,343,376
Sales	66,352,309	3,029,646,260	53,922,849	2,264,759,652

27.80.2 Employee Position of S.S. Steel Limited as per requirement of schedule XI, part II, Para 3

Salary Range (Monthly)	Total Employee	Officer & Staff		Worker & Employee	
		Head Office	Factory	Head Office	Factory
For the year ended 30 June 2017	497	5	45	-	447
Below 3,000	-	-	-	-	-
Above 3,000	497	5	45	-	447
For the year ended 30 June 2016	360	5	43	-	312

During the year 2016, all the employees were in the permanent payroll of the Company

27.80.3 Payment information to Directors as per requirement of schedule XI, part II, Para 4 - note 26.7

Name	Designation	Amount in Taka	
		2016-2017	2015-2016
Mr Kazi Shakil	Managing Director(retired)	-	900,000
Mrs Tahiya Shakil	Director(retired)	-	300,000
Tauhidul I Chaudhury	Chairman(retired)	2,400,000	1,800,000
Javed Opgenhaffen	Chairman	3,600,000	2,700,000
Md. Shirajul Islam	Managing Director	3,600,000	2,700,000
Sayeed Rezaraj Ahmmad	Director	-	-
Mr. Bhuban Chandra Sil	Independent Director	-	-
Mr. Sadad Rahman	Independent Director	-	-
		9,600,000	8,400,000

27.80.4 Quantitative information of production capacity for the year from 01 July 2016 to 30 June 2017 as per requirement of schedule XI, part II, Para 7

Particulars	License Capacity	Installed Capacity (Kgs)	Actual Production (Kgs)	Capacity Utilization in %
Annual Production Capacity of S. S. Steel in Kgs.	Not Available	108,000,000	64,345,801	60

27.80.5 Disclosure as per requirement of schedule XI, part II, Para 8

- a) **CIF value of import of raw materials, spare parts and capital goods and percentage of components in consumption as per (a) and (c) of Para 8**

For the year from 01 July 2016 to 30 June 2017

Particulars	Opening Balance	Purchase during the year	Raw materials available for use	Closing Balance	Consumed	% of Consumption
Raw materials	620,860,052	1,823,085,782	2,443,945,834	719,589,291	1,724,356,543	70.56
Spare parts	42,967,828	54,295,834	97,263,662	64,959,700	32,303,962	33.21
Total	663,827,880	1,877,381,616	2,541,209,496	784,548,991	1,756,660,505	

For the year from 01 July 2015 to 30 June 2016

Particulars	Opening Balance	Purchase during the year	Raw materials available for use	Closing Balance	Consumed	% of Consumption
Raw materials	237,941,313	1,704,236,802	1,942,178,115	620,860,052	1,321,318,063	68.03
Spare parts	28,601,590	57,431,167	86,032,757	42,967,828	43,064,929	50.06
Total	266,542,903	1,761,667,968	2,028,210,871	663,827,880	1,364,382,991	

- b) **Expenditure for royalty, know-how, professional consultancy, interest in foreign currency as per (b) of Para 8**

The company did not spend any foreign currency on account of technical know-how, royalty, professional consultation fees, interest and other matters during the year ended 30 June 2017.

- c) **Amount remitted in foreign currency on account of Dividends to non-resident shareholders as per (d) of Para 8**

No amount was remitted as dividend to the non-resident shareholders during the year under audit.

- d) **Earnings in foreign currency under the following heads as per (e) of Para 8**

No foreign currency earnings during the year from 01 July 2016 to 30 June 2017;

27.80.6 Events after the reporting year

(i) The Board of Directors in its meeting held on 10 October 2017, approved the financial statements.

(ii) No other significant event had occurred till date of signing the financial statements.

Non funded loan disclosure

The company having non funded loan amount limit of Tk. 50 Crore with City Bank Limited. Head office: City Bank Center, 136, Gulshan-2, Dhaka-1212. Purpose to import/procure raw materials [MS scrap, sponge iron, ferro chemical, billet etc.] stores and other related raw materials & accessories from foreign and local sources.

Sd/-
Chief Financial Officer

Sd/-
Managing Director

Sd/-
Chairman

Dated: Dhaka
10 October 2017



S.S. STEEL LIMITED
Schedule of Property, Plant & Equipment's
For the year ended 30 June 2017

Particulars	Cost			Dep. Rate (%)	Depreciation			Written Down Value as on 30.06.2017
	Opening Balance as on 01.07.2016	Addition during the year	Closing Balance as on 30.06.2017		Opening Balance as on 01.07.2016	Charge during the year	Closing Balance as on 30.06.2017	
Land and Land Development:	69,365,182	10,668,000	80,033,182		-	-	-	80,033,182
Land & land developments	69,365,182	10,668,000	80,033,182	-	-	-	-	80,033,182
Building:	197,911,385	205,357,376	403,268,761		52,086,858	11,793,456	63,880,314	339,388,448
Factory Building	189,451,692	205,357,376	394,809,068	5%	50,026,531	11,473,488	61,500,019	333,309,049
Office building	8,459,693	-	8,459,693	5%	2,060,326	319,968	2,380,295	6,079,398
Plant & Machinery:	483,695,814	250,411,651	734,107,465		113,200,803	29,739,642	142,940,445	591,167,021
Plant & Machinery	483,695,814	250,411,651	734,107,465	6%	113,200,803	29,739,642	142,940,445	591,167,021
Equipment & Appliance:	343,459,195	350,529,181	693,988,376		133,530,830	17,560,126	151,090,957	542,897,419
Electric Equipment's	13,793,124	2,733,695	16,526,819	10%	2,970,771	1,246,085	4,216,856	12,309,963
Electric & Gas Installation	13,863,600	7,000,000	20,863,600	10%	5,912,859	1,457,574	7,370,433	13,493,167
Crane, Forklift	17,790,433	20,911,272	38,701,705	10%	3,121,876	2,848,186	5,970,062	32,731,644
Transformer	2,462,400	-	2,462,400	6%	1,351,637	66,646	1,418,283	1,044,117
Gas Generator	295,549,638	319,884,214	615,433,852	6%	120,173,687	11,941,636	132,115,323	483,318,529
Others Assets:	76,562,640	55,008,285	131,570,925		17,101,242	11,548,021	28,649,263	102,921,662
Furniture & Fixtures	1,403,951	140,071	1,544,022	10%	879,407	62,443	941,850	602,172
Office equipment's	3,729,118	-	3,729,118	10%	1,898,370	183,075	2,081,445	1,647,673
Motor vehicles	69,569,721	13,632,784	83,202,505	10%	13,232,035	5,932,935	19,164,970	64,037,535
Computer Software	1,859,850	41,235,430	43,095,280	25%	1,091,430	5,369,568	6,460,998	36,634,282
As on 30 June 2017	1,170,994,216	871,974,494	2,042,968,710		315,919,734	70,641,245	386,560,979	1,656,407,731
Revaluation Surplus :	912,406,651	-	912,406,651		31,449,526	11,312,918	42,762,444	869,644,207
Land & Land Development	673,134,818	-	673,134,818	-	-	-	-	673,134,818
Factory & civil constructions	115,642,067	-	115,642,067	5%	-	5,782,103	5,782,103	109,859,964
Plant & Machinery	123,629,766	-	123,629,766	6%	31,449,526	5,530,814	36,980,340	86,649,426
As on 30 June 2017	2,083,400,867	871,974,494	2,955,375,361		347,369,260	81,954,163	429,323,423	2,526,051,938
As on 30 June 2016	1,615,093,170	468,307,697	2,083,400,867		306,052,177	41,317,082	347,369,260	1,736,031,607

	30-Jun-2017 Taka	30-Jun-2016 Taka
--	---------------------	---------------------

Depreciation Allocated to:

Factory Overhead - Note 21.40	73,758,747	37,185,374
Operating Expenses - Note 22.00	8,195,416	4,131,708
	81,954,163	41,317,082

Depreciation charged during the year is being allocated to factory overhead and administrative overhead on the basis of allocation where the assets are used.

(b) Information as is required under section 186 of the Companies Act, 1994 relating to holding company;

The Company has no holding Company. So this is not applicable for the issuer.



(c) Selected ratios as specified in Annexure-D;

S. S. Steel Limited
Statement of Ratio Analysis

The following Ratios have been calculated by the management based on audited financial statements of S.S. Steel Limited for the year ended 30 June 2017, for the 09 month ended 30 June 2016, for the year ended 30 September 2015, 2014 & 2013. Selected Ratio as specified in rule 4(1)(d) Annexure D of the Securities and Exchange Commission (Public Issue) Rules, 2015.

Particulars	30-06-2017	30-06-2016	30-09-2015	30-09-2014	30-09-2013
	Result	Result	Result	Result	Result
Liquidity Ratios					
Current Ratio	1.66	2.32	1.23	0.81	0.77
Quick Ratio	0.99	1.13	0.49	0.28	0.22
Operating Ratios					
Accounts Receivable Turnover Ratio	3.23	2.64	4.50	6.26	6.92
Inventory-Turnover Ratio	1.75	1.22	1.77	1.88	1.87
Asset - Turnover Ratio	0.54	0.45	0.76	0.84	0.88
Profitability Ratios					
Gross Margin Ratio (%)	22.66%	22.06%	21.09%	17.68%	16.83%
Operating Income Ratio (%)	15.98%	16.33%	17.07%	13.59%	13.15%
Net Profit Ratio (Before Tax) %	10.50%	8.53%	7.38%	1.62%	1.37%
Net Profit Ratio (After Tax) %	8.82%	5.25%	0.54%	1.31%	1.07%
Return on Assets (%)	4.77%	2.38%	0.41%	1.10%	0.94%
Return on Equity (%)	7.76%	3.03%	0.89%	4.12%	3.51%
Earnings Per Share (weighted)	1.20	1.20	1.16	2.78	3.37
EBITDA Margin	18.71%	18.61%	19.52%	15.83%	15.11%
Solvency Ratios					
Debt to Total Asset Ratio	30.02%	25.58%	39.84%	65.86%	60.82%
Debt-Equity Ratio	0.54	0.41	0.92	2.57	2.28
Time Interest Earned Ratio (Times)	3.12	2.16	1.82	1.14	1.12
Debt to Service Coverage Ratio	3.12	2.16	1.82	1.14	1.12
Cash Flows					
Net Operating Cash Flows Per Share	0.52	-6.96	2.46	14.49	13.03
Net Operating Cash Flows Per Share/EPS	0.43	-5.80	2.11	5.21	3.87

We have examined the calculation procedure of the above ratios of S.S. Steel Limited for the year ended 30 June 2017, for the nine month ended 30 June 2016 and the year ended 30 September 2015, 2014 & 2013 and no material deviation found in the result.

The details calculation is presented in Annexure-I

Date : 24 October 2017

Place : Dhaka

Sd/-
MABS & J Partners
Chartered Accountants



S.S. Steel Limited
Statement of Ratio Analysis

Annexure-I

Particulars	Formula	30-06-2017		30-06-2016		30-09-2015		30-09-2014		30-09-2013	
		Calculation	Result	Calculation	Result	Calculation	Result	Calculation	Result	Calculation	Result
Liquidity Ratios											
Current Ratio	Current Asset / Current Liability	$\frac{3,295,768,116}{1,988,400,224}$	1.66	$\frac{2,583,453,025}{1,111,797,731}$	2.32	$\frac{1,676,344,433}{1,364,292,193}$	1.23	$\frac{1,382,453,410}{1,700,575,489}$	0.81	$\frac{1,315,994,480}{1,716,656,059}$	0.77
Quick Ratio	Current Asset-Stock / Current Liability	$\frac{1,973,609,584}{1,988,400,224}$	0.99	$\frac{1,256,448,578}{1,111,797,731}$	1.13	$\frac{673,598,623}{1,364,292,193}$	0.49	$\frac{476,285,109}{1,700,575,489}$	0.28	$\frac{376,984,391}{1,716,656,059}$	0.22
Operating Ratios											
Accounts Receivable Turnover Ratio	Sales / Average Receivable	$\frac{3,003,309,524}{929,636,777}$	3.23	$\frac{1,818,864,918}{688,449,557}$	2.64	$\frac{2,143,818,211}{476,004,649}$	4.50	$\frac{2,104,662,407}{336,295,272}$	6.26	$\frac{2,104,588,735}{304,050,940}$	6.92
Inventory Turnover Ratio	COGS / Average Inventory	$\frac{2,322,695,709}{1,324,581,489}$	1.75	$\frac{1,417,548,023}{1,164,875,128}$	1.22	$\frac{1,691,743,700}{954,457,056}$	1.77	$\frac{1,732,652,706}{922,589,195}$	1.88	$\frac{1,750,387,967}{937,586,549}$	1.87
Assets Turnover Ratio	Sales / Average Assets	$\frac{3,003,309,524}{5,559,037,577}$	0.54	$\frac{1,818,864,918}{4,003,695,264}$	0.45	$\frac{2,143,818,211}{2,802,833,658}$	0.76	$\frac{2,104,662,407}{2,513,592,296}$	0.84	$\frac{2,104,588,735}{2,386,888,476}$	0.88
Profitability Ratios											
Gross Margin Ratio	Gross Margin / Sales	$\frac{680,613,815}{3,003,309,524}$	22.66%	$\frac{401,316,894}{1,818,864,918}$	22.06%	$\frac{452,074,511}{2,143,818,211}$	21.09%	$\frac{372,009,701}{2,104,662,407}$	17.68%	$\frac{354,200,768}{2,104,588,735}$	16.83%
Operating Income Ratio	Operating Income / Sales	$\frac{479,984,387}{3,003,309,524}$	15.98%	$\frac{297,087,710}{1,818,864,918}$	16.33%	$\frac{366,043,163}{2,143,818,211}$	17.07%	$\frac{285,943,948}{2,104,662,407}$	13.59%	$\frac{276,822,770}{2,104,588,735}$	13.15%
Net Profit Ratio	NPAT / Sales	$\frac{265,018,608}{3,003,309,524}$	8.82%	$\frac{95,480,097}{1,818,864,918}$	5.25%	$\frac{11,583,791}{2,143,818,211}$	0.54%	$\frac{27,675,062}{2,104,662,407}$	1.31%	$\frac{22,550,080}{2,104,588,735}$	1.07%
Return on Assets Ratio	Net Profit / Average Assets	$\frac{265,018,608}{5,559,037,577}$	4.77%	$\frac{95,480,097}{4,003,695,264}$	2.38%	$\frac{11,583,791}{2,802,833,658}$	0.41%	$\frac{27,675,062}{2,513,592,296}$	1.10%	$\frac{22,550,080}{2,386,888,476}$	0.94%
Return on Equity Ratio	Net Profit / Shareholders Equity	$\frac{265,018,608}{3,414,579,925}$	7.76%	$\frac{95,480,097}{3,149,561,318}$	3.03%	$\frac{11,583,791}{1,295,543,125}$	0.89%	$\frac{27,675,062}{671,012,421}$	4.12%	$\frac{22,550,080}{643,337,358}$	3.51%
Earnings Per Share Ratio (EPS)	Net Profit / ordinary Shares (weighted)	$\frac{265,018,608}{220,000,000}$	1.20	$\frac{95,480,097}{79,630,953}$	1.20	$\frac{11,583,791}{9,950,000}$	1.16	$\frac{27,675,062}{9,950,000}$	2.78	$\frac{22,550,080}{6,700,000}$	3.37



Earnings before interest, taxes, depreciation and amortization (EBITDA) margin	EBITDA / Sales Revenue	$\frac{561,938,550}{3,003,309,524}$	18.71%	$\frac{338,404,792}{1,818,864,918}$	18.61%	$\frac{418,371,267}{2,143,818,211}$	19.52%	$\frac{333,260,681}{2,104,662,407}$	15.83%	$\frac{318,008,592}{2,104,588,735}$	15.11%
Solvency Ratios											
Debt to Total Assets Ratio	Total Debt / Total Asset	$\frac{1,830,290,896}{6,096,070,054}$	30.02%	$\frac{1,284,829,422}{5,022,005,100}$	25.58%	$\frac{1,189,290,918}{2,985,385,427}$	39.84%	$\frac{1,725,609,168}{2,620,281,888}$	65.86%	$\frac{1,463,765,194}{2,406,902,703}$	60.82%
Debt to Equity Ratio	Total Debt / Owners Equity	$\frac{1,830,290,896}{3,414,579,925}$	0.54	$\frac{1,284,829,422}{3,149,561,318}$	0.41	$\frac{1,189,290,918}{1,295,543,125}$	0.92	$\frac{1,725,609,168}{671,012,421}$	2.57	$\frac{1,463,765,194}{643,337,358}$	2.28
Time Interest Earned Ratio	EBIT / Int. Charges	$\frac{479,984,387}{153,794,703}$	3.12	$\frac{297,087,710}{137,630,642}$	2.16	$\frac{366,043,163}{201,093,903}$	1.82	$\frac{285,943,948}{250,185,644}$	1.14	$\frac{276,822,770}{246,881,937}$	1.12
Debt service Coverage Ratio	Operating Income / total debt service cost	$\frac{479,984,387}{153,794,703}$	3.12	$\frac{297,087,710}{137,630,642}$	2.16	$\frac{366,043,163}{201,093,903}$	1.82	$\frac{285,943,948}{250,185,644}$	1.14	$\frac{276,822,770}{246,881,937}$	1.12
Cash Flows Ratios:											
Net Operating Cash Flow per Share (NOCFPS)	Net Operating Cash Flows / ordinary Shares (outstanding)	$\frac{114,701,160}{220,000,000}$	0.52	$\frac{-554,175,682}{79,630,953}$	-6.96	$\frac{24,443,971}{9,950,000}$	2.46	$\frac{144,207,634}{9,950,000}$	14.49	$\frac{87,299,816}{6,700,000}$	13.03
NOCFPS to EPS Ratio	Net Operating Cash Flows Per Share / EPS	$\frac{0.52}{1.20}$	0.43	$\frac{(6.96)}{1.20}$	(5.80)	$\frac{2.46}{1.16}$	2.11	$\frac{14.49}{2.78}$	5.21	$\frac{13.03}{3.37}$	3.87



Industry Average compare with S.S. Steel Limited:

Comparison with the industry average ratios of same periods:

FOR THE YEAR ENDED JUNE 30, 2017

Name of Ratios	SSSTEEL	Industry Average	Remark/Explanation
	June 30, 2017 (Ratio)	June 30, 2017 (Ratio)	
<u>I. Liquidity Ratios:</u>			
(i) Current Ratio	1.66	1.50	SSSTEEL's Current Ratio is satisfactory with the industry average current ratio.
(ii) Quick Ratio	0.99	0.74	SSSTEEL's Ratio is satisfactory with the industry average quick ratio.
<u>II. Operating Ratios:</u>			
(i) Accounts Receivable Turnover Ratio	3.23	8.98	SSSTEEL's Ratio is satisfactory as collection period is shorter period.
(ii) Inventory Turnover Ratio	1.75	4.34	SSSTEEL's Ratio is satisfactory as inventory sold in shorter time.
(iii) Asset Turnover Ratio	0.54	1.12	SSSTEEL Ratio is satisfactory with the average industry.
<u>III. Profitability Ratios:</u>			
(i) Gross Margin Ratio	22.66	16.26	SSSTEEL's Ratio is satisfactory with the average industry.
(ii) Operating income Ratio	15.98	13.19	SSSTEEL's Ratio is satisfactory with the average industry.
(iii) Net income Ratio	8.82	7.52	SSSTEEL's Ratio is satisfactory with the average industry.
(iv) Return on Assets Ratio	4.77	8.13	SSSTEEL's Ratio is satisfactory.
(v) Return on Equity Ratio	7.76	18.46	SSSTEEL's Ratio is satisfactory.
(vi) Earnings per Share Ratio (EPS)	1.20	6.22	SSSTEEL's Ratio is satisfactory.
(vii) Earnings before interest, taxes, depreciation and amortization (EBITDA) margin	18.71	14.18	SSSTEEL's Ratio is satisfactory with the average industry.
<u>IV. Solvency Ratios:</u>			
(i) Debt to total Assets Ratio	0.30	0.55	SSSTEEL's Ratio is satisfactory as debt burden is lower than assets.
(ii) Debt to Equity Ratio	0.54	1.32	SSSTEEL's Ratio is lower as debt burden is lower than equity.
(iii) Times Interest Earned Ratio	3.12	5.23	SSSTEEL's Ratio is satisfactory as operating profit is sufficient to pay for financial expenses.
(iv) Debt Service Coverage Ratio	3.12	0.43	SSSTEEL's Ratio is satisfactory as operating profit is sufficient to pay for financial expenses.
<u>V. Cash Flow Ratios:</u>			
(i) Net Operating Cash Flow per Share (NOCFPS)	0.52	6.34	SSSTEEL's Ratio is satisfactory as Net Operating Cash Flow is positive.
(ii) NOCFPS to EPS Ratio	0.43	1.29	SSSTEEL's Ratio is satisfactory as Net Operating Cash Flow is positive.

**** The Industry average ratio is calculated through using the ratio of 3 listed similar companies namely RSRM Steel Limited, GPH Ispat Limited and BSRM Steel Limited for the year ended June 30, 2017.**



FOR THE YEAR ENDED JUNE 30, 2016

Name of Ratios	SSSTEEL	Industry Average	Remark/Explanation
	June 30, 2016 (Ratio)	June 30, 2016 (Ratio)	
<u>I. Liquidity Ratios:</u>			
(i) Current Ratio	2.32	1.53	SSSTEEL's Current Ratio is satisfactory with the industry average current ratio.
(ii) Quick Ratio	1.13	0.87	SSSTEEL's Ratio is satisfactory with the industry average quick ratio.
<u>II. Operating Ratios:</u>			
(i) Accounts Receivable Turnover Ratio	2.64	6.25	SSSTEEL's Ratio is satisfactory as collection period is shorter period.
(ii) Inventory Turnover Ratio	1.22	3.82	SSSTEEL's Ratio is satisfactory as inventory sold in shorter time.
(iii) Asset Turnover Ratio	0.45	0.72	SSSTEEL Ratio is satisfactory with the average industry.
<u>III. Profitability Ratios:</u>			
(i) Gross Margin Ratio	22.06	15.00	SSSTEEL's Ratio is satisfactory with the average industry.
(ii) Operating income Ratio	16.33	12.30	SSSTEEL's Ratio is satisfactory with the average industry.
(iii) Net income Ratio	5.25	5.50	SSSTEEL's Ratio is satisfactory with the average industry.
(iv) Return on Assets Ratio	2.38	0.20	SSSTEEL's Ratio is satisfactory with the average industry.
(v) Return on Equity Ratio	3.03	9.00	SSSTEEL's Ratio is satisfactory.
(vi) Earnings per Share Ratio (EPS)	1.20	2.70	SSSTEEL's Ratio is satisfactory.
(vii) Earnings before interest, taxes, depreciation and amortization (EBITDA) margin	18.61	13.20	SSSTEEL's Ratio is satisfactory with the average industry.
<u>IV. Solvency Ratios:</u>			
(i) Debt to total Assets Ratio	0.25	0.52	SSSTEEL's Ratio is satisfactory as debt burden is lower than assets.
(ii) Debt to Equity Ratio	0.41	1.26	SSSTEEL's Ratio is lower as debt burden is lower than equity.
(iii) Times Interest Earned Ratio	2.16	5.65	SSSTEEL's Ratio is satisfactory as operating profit is sufficient to pay for financial expenses.
(iv) Debt Service Coverage Ratio	2.16	0.25	SSSTEEL's Ratio is satisfactory as operating profit is sufficient to pay for financial expenses.
<u>V. Cash Flow Ratios:</u>			
(i) Net Operating Cash Flow per Share (NOCFPS)	(6.96)	3.56	SSSTEEL's Ratio is negative as Net Operating Cash Flow is positive.
(ii) NOCFPS to EPS Ratio	(5.80)	1.02	SSSTEEL's Ratio is negative as Net Operating Cash Flow is positive.

**** The Industry average ratio is calculated through using the ratio of 3 listed similar companies namely RSRM Steel Limited, GPH Ispat Limited and BSRM Steel Limited for the year ended June 30, 2017.**



FOR THE YEAR ENDED JUNE 30, 2015

Name of Ratios	SSSTEEL	Industry Average	Remark/Explanation
	June 30, 2015 (Ratio)	June 30, 2015 (Ratio)	
<u>I. Liquidity Ratios:</u>			
(i) Current Ratio	1.23	1.34	SSSTEEL's Current Ratio is satisfactory with the industry average current ratio.
(ii) Quick Ratio	0.49	0.60	SSSTEEL's Ratio is satisfactory with the industry average quick ratio.
<u>II. Operating Ratios:</u>			
(i) Accounts Receivable Turnover Ratio	4.50	8.21	SSSTEEL's Ratio is satisfactory as collection period is shorter period.
(ii) Inventory Turnover Ratio	1.77	4.19	SSSTEEL's Ratio is satisfactory as inventory sold in shorter time.
(iii) Asset Turnover Ratio	0.76	1.16	SSSTEEL Ratio is satisfactory with the average industry.
<u>III. Profitability Ratios:</u>			
(i) Gross Margin Ratio	21.09	12.78	SSSTEEL's Ratio is satisfactory with the average industry.
(ii) Operating income Ratio	17.07	10.52	SSSTEEL's Ratio is satisfactory with the average industry.
(iii) Net income Ratio	0.54	5.40	SSSTEEL's Ratio is satisfactory.
(iv) Return on Assets Ratio	0.41	5.97	SSSTEEL's Ratio is satisfactory.
(v) Return on Equity Ratio	0.89	14.62	SSSTEEL's Ratio is satisfactory.
(vi) Earnings per Share Ratio (EPS)	1.16	4.26	SSSTEEL's Ratio is satisfactory.
(vii) Earnings before interest, taxes, depreciation and amortization (EBITDA) margin	19.52	11.40	SSSTEEL's Ratio is satisfactory with the average industry.
<u>IV. Solvency Ratios:</u>			
(i) Debt to total Assets Ratio	0.39	0.56	SSSTEEL's Ratio is satisfactory as debt burden is lower than assets.
(ii) Debt to Equity Ratio	0.92	1.34	SSSTEEL's Ratio is lower as debt burden is lower than equity.
(iii) Times Interest Earned Ratio	1.82	3.04	SSSTEEL's Ratio is satisfactory as operating profit is sufficient to pay for financial expenses.
(iv) Debt Service Coverage Ratio	1.82	0.28	SSSTEEL's Ratio is satisfactory as operating profit is sufficient to pay for financial expenses.
<u>V. Cash Flow Ratios:</u>			
(i) Net Operating Cash Flow per Share (NOCFPS)	2.46	2.12	SSSTEEL's Ratio is satisfactory as Net Operating Cash Flow is positive.
(ii) NOCFPS to EPS Ratio	2.11	0.43	SSSTEEL's Ratio is satisfactory as Net Operating Cash Flow is positive.

**** The Industry average ratio is calculated through using the ratio of 3 listed similar companies namely RSRM Steel Limited, GPH Ispat Limited and BSRM Steel Limited for the year ended June 30, 2017.**



FOR THE YEAR ENDED JUNE 30, 2014

Name of Ratios	SSSTEEL	Industry Average	Remark/Explanation
	June 30, 2014 (Ratio)	June 30, 2014 (Ratio)	
I. Liquidity Ratios:			
(i) Current Ratio	0.81	1.04	SSSTEEL's Current Ratio is satisfactory with the industry average current ratio.
(ii) Quick Ratio	0.28	0.39	SSSTEEL's Ratio is satisfactory with the industry average quick ratio.
II. Operating Ratios:			
(i) Accounts Receivable Turnover Ratio	6.26	7.47	SSSTEEL's Ratio is satisfactory as collection period is shorter period.
(ii) Inventory Turnover Ratio	1.88	3.40	SSSTEEL's Ratio is satisfactory as inventory sold in shorter time.
(iii) Asset Turnover Ratio	0.84	1.12	SSSTEEL Ratio is satisfactory with the average industry.
III. Profitability Ratios:			
(i) Gross Margin Ratio	17.68	11.85	SSSTEEL's Ratio is satisfactory with the average industry.
(ii) Operating income Ratio	13.59	9.98	SSSTEEL's Ratio is satisfactory with the average industry.
(iii) Net income Ratio	1.31	4.01	SSSTEEL's Ratio is satisfactory.
(iv) Return on Assets Ratio	1.10	3.96	SSSTEEL's Ratio is satisfactory.
(v) Return on Equity Ratio	4.12	12.57	SSSTEEL's Ratio is satisfactory.
(vi) Earnings per Share Ratio (EPS)	2.78	3.59	SSSTEEL's Ratio is satisfactory.
(vii) Earnings before interest, taxes, depreciation and amortization (EBITDA) margin	15.83	10.84	SSSTEEL's Ratio is satisfactory with the average industry.
IV. Solvency Ratios:			
(i) Debt to total Assets Ratio	0.65	0.68	SSSTEEL's Ratio is satisfactory as debt burden is lower than assets.
(ii) Debt to Equity Ratio	2.57	2.04	SSSTEEL's Ratio is lower as debt burden is lower than equity.
(iii) Times Interest Earned Ratio	1.14	2.46	SSSTEEL's Ratio is satisfactory as operating profit is sufficient to pay for financial expenses.
(iv) Debt Service Coverage Ratio	8.71	0.21	SSSTEEL's Ratio is satisfactory as operating profit is sufficient to pay for financial expenses.
V. Cash Flow Ratios:			
(i) Net Operating Cash Flow per Share (NOCFPS)	14.49	-1.03	SSSTEEL's Ratio is satisfactory as Net Operating Cash Flow is positive.
(ii) NOCFPS to EPS Ratio	5.21	-0.34	SSSTEEL's Ratio is satisfactory as Net Operating Cash Flow is positive.

**** The Industry average ratio is calculated through using the ratio of 3 listed similar companies namely RSRM Steel Limited, GPH Ispat Limited and BSRM Steel Limited for the year ended June 30, 2017.**



For the year ended June 30, 2013

Name of Ratios	SSSTEEL	Industry Average	Remark/Explanation
	June 30, 2013 (Ratio)	June 30, 2013 (Ratio)	
I. Liquidity Ratios:			
(i) Current Ratio	0.77	1.00	SSSTEEL's Current Ratio is satisfactory with the industry average current ratio.
(ii) Quick Ratio	0.22	0.43	SSSTEEL's Ratio is satisfactory with the industry average quick ratio.
II. Operating Ratios:			
(i) Accounts Receivable Turnover Ratio	6.92	9.28	SSSTEEL's Ratio is satisfactory as collection period is shorter period.
(ii) Inventory Turnover Ratio	1.87	5.24	SSSTEEL's Ratio is satisfactory as inventory sold in shorter time.
(iii) Asset Turnover Ratio	0.88	1.30	SSSTEEL Ratio is satisfactory with the average industry.
III. Profitability Ratios:			
(i) Gross Margin Ratio	16.83	11.62	SSSTEEL's Ratio is satisfactory with the average industry.
(ii) Operating income Ratio	13.15	9.95	SSSTEEL's Ratio is satisfactory with the average industry.
(iii) Net income Ratio	1.07	4.16	SSSTEEL's Ratio is satisfactory.
(iv) Return on Assets Ratio	0.94	4.73	SSSTEEL's Ratio is satisfactory.
(v) Return on Equity Ratio	3.51	14.38	SSSTEEL's Ratio is satisfactory.
(vi) Earnings per Share Ratio (EPS)	3.37	4.21	SSSTEEL's Ratio is satisfactory with the average industry.
(vii) Earnings before interest, taxes, depreciation and amortization (EBITDA) margin	15.11	10.73	SSSTEEL's Ratio is satisfactory with the average industry.
IV. Solvency Ratios:			
(i) Debt to total Assets Ratio	0.60	0.66	SSSTEEL's Ratio is satisfactory as debt burden is lower than assets.
(ii) Debt to Equity Ratio	2.28	1.80	SSSTEEL's Ratio is lower as debt burden is lower than equity.
(iii) Times Interest Earned Ratio	1.12	2.70	SSSTEEL's Ratio is satisfactory as operating profit is sufficient to pay for financial expenses.
(iv) Debt Service Coverage Ratio	1.12	0.25	SSSTEEL's Ratio is satisfactory as operating profit is sufficient to pay for financial expenses.
V. Cash Flow Ratios:			
(i) Net Operating Cash Flow per Share (NOCFPS)	13.03	5.78	SSSTEEL's Ratio is satisfactory as Net Operating Cash Flow is positive.
(ii) NOCFPS to EPS Ratio	3.87	2.00	SSSTEEL's Ratio is satisfactory as Net Operating Cash Flow is positive.

**** The Industry average ratio is calculated through using the ratio of 3 listed similar companies namely RSRM Steel Limited, GPH Ispat Limited and BSRM Steel Limited for the year ended June 30, 2017.**



(d) Auditors report under Section 135(1), Para 24(1) of Part II of Schedule III of the Companies Act, 1994. The report shall include comparative income statements and balance sheet and aforementioned ratios for immediate preceding five accounting years of the issuer. If the issuer has been in commercial operation for less than five years, the above mentioned inclusion and submission will have to be made for the period since commercial operation;

S.S. Steel Limited

Auditors' Report under section 135(1) and para- 24(1) of Part-II of Schedule-III of the Companies Act 1994

As required under section 135(1), Para 24(1), Part II of the Third Schedule of Companies Act 1994, we appended below the following financial information of S.S. Steel Limited for the year ended 30 June 2017, audited by us, the nine month ended 30 June 2016 audited by S. F. Ahmed & Co. Chartered Accountants, the year ended 30 September 2015, 30 September 2014 audited by K. M. Hasan & Co. Chartered Accountants and 30 September 2013 audited by Rahman Mustafiz Haq & Co. Chartered Accountants.

1. S.S. Steel Limited was incorporated on December 22, 2001
2. The Operating results of the company over the last 5 years operation is as follows:

A. Financial Position:

Particulars	30-06-2017	30-06-2016	30-09-2015	30-09-2014	Amount in Taka 30-09-2013
Assets					
Non-Current Assets	2,800,301,938	2,438,552,076	1,309,040,994	1,237,828,478	1,090,908,223
Property, Plant & Equipment	2,526,051,938	2,171,802,076	1,309,040,994	1,126,785,014	1,037,843,369
Investment property	274,250,000	266,750,000	-	-	2,807,386
Capital Work In Progress	-	-	-	109,650,554	50,257,468
Advance against Land & Land Development	-	-	-	-	-
Investment in Share	-	-	-	1,392,910	-
Security Deposits	-	-	-	-	-
Current Assets	3,295,768,116	2,583,453,025	1,676,344,433	1,382,453,410	1,315,994,480
Inventory	1,322,158,531	1,327,004,447	1,002,745,810	906,168,301	939,010,089
Trade and Other Receivable	1,058,198,012	801,075,542	575,823,571	376,185,727	296,404,816
Advances, Deposits and Prepayments	783,187,463	387,207,392	82,194,237	75,929,473	57,907,832
Goods in transit	-	-	-	-	-
Cash and Cash Equivalents	132,224,109	68,165,644	15,580,815	24,169,909	22,671,743
Total Assets	6,096,070,054	5,022,005,100	2,985,385,427	2,620,281,888	2,406,902,703



Shareholders Equity & Liabilities

	3,414,579,925	3,149,561,318	1,295,543,125	671,012,421	643,337,358
Shareholders' Equity					
Share Capital	2,200,000,000	2,200,000,000	99,500,000	99,500,000	67,000,000
Revaluation surplus	736,849,102	748,162,020	409,292,496	487,681,677	494,236,033
Tax holiday reserve	9,117,371	9,117,371	9,117,371	9,117,371	9,117,371
Share money deposit	-	-	685,175,000	-	-
Retained Earnings	468,613,452	192,281,927	92,458,258	74,713,373	72,983,954
Non-Current Liabilities	693,089,905	760,646,051	325,550,109	248,693,978	46,909,286
Long Term Loan from Bank	397,417,501	486,630,484	128,263,286	248,693,978	46,909,286
Deferred Tax liabilities	295,672,404	274,015,567	197,286,823	-	-
Current Liabilities	1,988,400,224	1,111,797,731	1,364,292,193	1,700,575,489	1,716,656,059
Trade and Other Payable	321,044,699	145,685,022	193,231,459	172,117,370	222,517,312
Current portion of Long Term Loan	94,862,342	31,049,766	82,048,248	171,595,525	61,427,796
Short term Loan from Bank	1,338,011,053	767,149,172	978,979,384	1,305,319,665	1,355,428,113
Creditors & Accruals	99,775,105	72,005,168	64,691,619	35,884,605	70,132,413
Provision for WPPF & Welfare fund	35,754,970	18,594,154	10,234,660	2,142,953	-
Provision for Income Taxes	98,952,054	77,314,448	35,106,823	13,515,371	7,150,427
Total Shareholders' Equity & Liabilities	6,096,070,054	5,022,005,100	2,985,385,427	2,620,281,888	2,406,902,703

Date : 07 June, 2018
Place : Dhaka

Sd/-
MABS & J Partners
Chartered Accountants



B. Statement of Operating Result:

Particulars	For the year/period ended				
	30-06-2017	30-06-2016	30-09-2015	30-09-2014	30-09-2013
Sales	3,003,309,524	1,818,864,918	2,143,818,211	2,104,662,407	2,104,588,735
Less: Cost of Goods Sold	2,322,695,709	1,417,548,023	1,691,743,700	1,732,652,706	1,750,387,967
Gross Profit	680,613,815	401,316,894	452,074,511	372,009,701	354,200,768
Less: Operating Expenses	200,629,428	104,229,184	86,031,348	86,065,753	77,377,998
Operating Income	479,984,387	297,087,710	366,043,163	285,943,948	276,822,770
Less: Financial Expenses	153,794,703	137,630,642	201,093,903	250,185,644	246,881,937
Net Operating Income	326,189,684	159,457,068	164,949,260	35,758,304	29,940,833
Add: Other non-operation Income	4,901,664	3,426,909	1,427,501	546,410	259,042
Less: Loss on sale of property, plant & equipment			133,991		
Less: Loss on sale of Investment in shares			88,520		
Profit before WPPF and provision for income Tax	331,091,349	162,883,977	166,154,250	36,304,714	30,199,875
Contribution to WPPF and welfare fund	15,766,255	7,783,794	7,920,271	2,142,953	-
Provision for loss on investment in shares	-	-	-	121,754	1,292,722
Profit before Tax	315,325,094	155,100,182	158,233,979	34,040,007	28,907,153
Less: Provision for Income Tax	50,306,486	59,620,085	146,650,188	6,364,945	6,357,073
Net Profit after Tax	265,018,608	95,480,097	11,583,791	27,675,062	22,550,080
Earnings per Share Par Value of TK. 10/-	1.20	1.20	1.16	2.78	3.37

Date : 07 June, 2018
Place : Dhaka

Sd/-
MABS & J Partners
Chartered Accountants



C. Statement of Cash Flows:

Particulars	30-06-2017	30-06-2016	30-09-2015	30-09-2014	30-09-2013
Cash Flow from Operating Activities:					
Cash receipts from customers & others	2,777,425,454	1,620,851,766	1,959,466,078	2,050,069,657	2,134,575,668
Cash payment to suppliers, employee & others	(2,095,068,105)	(1,775,979,633)	(1,789,325,888)	(1,843,552,012)	(1,675,509,383)
Cash payment for operating expenses	(523,758,744)	(386,697,104)	-	-	(100,807,126)
Payment of VAT	-	-	(13,858,210)	(16,439,544)	(14,435,644)
Interest on short term loan paid	-	-	(115,911,515)	(41,283,667)	(246,881,937)
Cash payment for income tax	(43,897,446)	(12,350,711)	(15,926,494)	(4,586,800)	(9,641,762)
Net cash flow from Operating activities	114,701,160	(554,175,682)	24,443,971	144,207,634	87,299,816
Cash Flow From Investing Activities:					
Purchase of Fixed Assets	(436,204,027)	(64,527,584)	(104,068,253)	(136,258,378)	(32,113,673)
Payment for Capital Work in Progress	-	(435,770,467)	-	(59,393,086)	(50,257,468)
Sales proceeds of property, plant & equipment			5,885,000		
Investment in property	(7,500,000)	(266,750,000)	1,304,390	-	-
Net cash used in investing activities	(443,704,027)	(767,048,051)	(96,878,863)	(195,651,464)	(82,371,141)
Cash Flow From Financing Activities:					
Cash receipts from Short term loan from bank	570,861,881	-	-	110,167,729	-
Cash repayments of short term loan	-	(211,830,212)	(436,194,168)	(50,108,448)	(19,019,246)
Cash receipts from long term loan	-	307,368,716	-	201,784,692	-
Cash repayments of long term loan	(25,400,408)	-	(120,430,692)	-	(36,761,155)
Cash payment for interest on long term loan	(152,400,141)	(137,054,943)	(64,704,342)	(208,901,977)	-
Increase in Share Money Deposit	-	1,415,325,000	685,175,000	-	13,000,000
Increase in Creditor & Accrues	-	-	-	-	-
Increase/Decrease in Share Capital	-	-	-	-	-
Net Cash Flow from Financing Activities	393,061,332	1,373,808,561	63,845,798	52,941,996	(42,780,401)
Increase/(Decrease) cash and cash equivalents	64,058,465	52,584,828	(8,589,094)	1,498,166	(37,851,726)
Opening Cash and Cash Equivalents	68,165,644	15,580,815	24,169,909	22,671,743	60,523,469
Closing Cash and Cash Equivalents	132,224,108	68,165,644	15,580,815	24,169,909	22,671,743



D. Dividend Declared:

Particulars	30-06-2017	30-06-2016	30-09-2015	30-09-2014	30-09-2013
Cash dividend-%	Nil	Nil	Nil	Nil	Nil
Stock Dividend (Bonus shares)-%	Nil	Nil	Nil	49%	Nil

E. The company was incorporated as a Private Limited Company on December 22, 2001 and converted into a Public Limited Company on 15 December, 2016 with the Registrar of Joint Stock Companies and Firms (RJSC) in Bangladesh;

F. The company has no subsidiary company as on the Statement of financial position date.

G. The Company prepared accounts for the year ended June 30, 2017

H. Figure have been restated as per BAS-8 (Accounting Policies, Changes in Accounting Estimates and error) where necessary and no material impact is found in the financial statements.

Date : 07 June, 2018
Place : Dhaka

Sd/-
MABS & J Partners
Chartered Accountants



(e) Financial spread sheet analysis for the latest audited financial statements;

Financial spread sheet analysis for the latest audited financial statements;

S. S. Steel limited
Summary of Financial Position
As at June 30, 2017

Particulars	Amount	Percentage (%)	Grand Total
ASSETS			
NON-CURRENT ASSETS	2,800,301,938		45.94%
Property, Plant & Equipment	2,526,051,938	41.44%	
Investment Property	274,250,000	4.50%	
Capital Work-in Progress	-		
CURRENT ASSETS	3,295,768,115		54.06%
Inventories	1,322,158,531	21.69%	
Accounts Receivable	1,058,198,012	17.36%	
Advances, Deposits & Pre-payments	783,187,463	12.85%	
Cash & Cash Equivalent	132,224,109	2.17%	
Total Assets	6,096,070,054		100.00%
EQUITY & LIABILITY			
SHAREHOLDERS' EQUITY	3,414,579,925		56.01%
NON- CURRENT LIABILITIES	693,089,905		11.37%
CURRENT LIABILITIES	1,988,400,223		32.62%
Total Equity & Liability	6,096,070,054		100.00%

S. S. Steel limited
Statement of Profit and Loss and Other Comprehensive Income
For the Year Ended June 30, 2017

Particulars	Year Ended June 30, 2016	Percentage on Total Turnover	Grand Percentage
Turnover	3,003,309,524		100.00%
Cost of Goods Sold	2,322,695,709	77.34%	
Gross Profit/(Loss)	680,613,815		22.66%
Operating Expenses	200,629,428	6.68%	
Operating Income	479,984,387		15.98%
Financial Expenses	153,794,703	5.12%	
Other Income	4,901,664	0.16%	
Net Profit/(Loss) before WPPF	331,091,394		11.02%
Contribution to WPPF	15,766,255	0.52%	
Net Profit/(Loss) before Tax	315,325,094		10.50%
Income Tax Expenses	50,306,486	1.68%	
Net Profit/(Loss) after Tax	265,018,608		8.82%

Sd/-
Mohammad Shirajul Islam
 Managing Director
 S. S. Steel Limited

Sd/-
Mohammad Golam Sabur
 Chief Financial Officer
 S. S. Steel Limited



(f) Earnings Per Share (EPS) on fully diluted basis (with the total existing number of shares) in addition to the weighted average number of shares basis. Future projected Net Income should not be considered while calculating the weighted average EPS;

As per audited statement as at June 30, 2017

Particulars	Amount in BDT
Net profit after Tax	265,018,608
Total existing number of Share before IPO	220,000,000
Weighted average number of Share	220,000,000
Earnings per Share (EPS) fully diluted basis	1.20
Earnings per Share (EPS) Weighted average number of Share basis	1.20

(g) All extra-ordinary income or non-recurring income coming from other than core operations should be shown separately while showing the Net Profit as well as the Earnings Per Share;

The Company has no extra-ordinary income or non-recurring income coming from other than core operations.

Details is given below:

As per audited statement as at June 30, 2017

Particulars	Amount in BDT
Net profit before Tax	315,325,094
Less: Other Income	4,901,664
Net profit before tax except other income	310,423,430
Less: Deferred Tax Expenses	21,656,837
Less: Provision for Taxation	28,649,649
Net profit after tax except other income	260,116,944
No. of shares	220,000,000
Earnings per Share (EPS)	1.18

(h) Quarterly or half-yearly EPS should not be annualized while calculating the EPS;

This information is not applicable for us.

(i) Net asset value (with and without considering revaluation surplus or reserve) per unit of the securities being offered at the date of the latest audited statement of financial position.

Net Asset Value (NAV per share (without Re-valuation))

(As per Audited Financial Statements)

Sl. No.	Particulars	Amount in BDT (As per June 30, 2017)
a)	Total Asset	5,359,220,952
b)	Less: Intangible Assets	(36,634,282)
c)	Less: Liabilities	(2,681,490,129)
	Net Asset Value	2,641,096,541
	Number of Shares	220,000,000
	Net Asset Value per share before Revaluation	12.00

Net Asset Value (NAV) per share (with Re-valuation)

(As per Audited Financial Statements)

Sl. No.	Particulars	Amount in BDT (As per June 30, 2017)
a)	Total Asset	6,096,070,054

b)	Less: Intangible Assets	(36,634,282)
c)	Less: Liabilities	(2,681,490,129)
Net Asset Value		3,377,945,643
Number of Shares		220,000,000
Net Asset Value per share before Revaluation		15.35

(j) The Commission may require the issuer to re-audit the audited financial statements, if any deficiency or anomaly is found in the financial statements. In such a case, cost of audit should be borne by the concerned issuer.

This information is not applicable for us.

(k) Following statements for the last five years or any shorter period of commercial operation certified by the auditors: -

(i) Statement of long term and short term borrowings including borrowing from related party or connected persons with rate of interest and interest paid/accrued;

Certification on Statement of long term and short term borrowings including borrowing from related party or connected persons with rate of interest and interest paid/accrued

This is to certify that based on the audited financial statement for the year ended 30 June 2017, audited by us, the nine month ended 30 June 2016 audited by S. F. Ahmed & Co. Chartered Accountants, the year ended 30 September 2015, 30 September 2014 audited by K. M. Hasan & Co. Chartered Accountants and 30 September 2013 audited by Rahman Mustafiz Haq & Co. Chartered Accountants, the details of long term borrowing and short term borrowings of 'S. S. Steel Limited' are as follows:

For the year ended June 30, 2017:

Name of the Parties	Nature of Relationship	Nature of Borrowings	Balance as on June 30, 2017	Interest Rate (%)	Interest Paid (BDT)	Interest Accrued (BDT)
Bank Asia Ltd.	Lender	Long term	411,257,363	10.5%	47,100,800	-
IDLC Finance Limited.	Lender	Long term & Lease Finance	70,268,749	12.75%	3,356,293	-
IDFC	Lender	Lease Finance	2,624,275	15%	392,130	-
Nitol Motors Ltd.	Lender	Lease Finance	8,129,456	14.5%	1,912,004	-
Grand Total			492,279,843		52,761,227	
Bank Asia Ltd	Lender	Short term	561,737,130	9.5%	63,392,661	-
National Bank	Lender	Short term	251,387,092	12.5%	1,486,337	-
Bank Asia Ltd, Demand Loan	Lender	Short term	456,367,774	9.5%	24,308,311	-
Bank Asia Ltd, Term Loan	Lender	Short term	68,519,056	9.5%	50,864,456	-
Grand Total			1,338,011,052		140,051,765	

For the period ended June 30, 2016 (9 month):

Name of the Parties	Nature of Relationship	Nature of Borrowings	Balance as on June 30, 2016	Interest Rate (%)	Interest Paid (BDT)	Interest Accrued (BDT)
Bank Asia Ltd, Term Loan	Lender	Long term	490,609,223	10.5%	3,249,723	-
Nitol Motors Ltd.	Lender	Lease Finance	13,453,733	14%	1,628,473	-
IDLC Finance Ltd.	Lender	Lease Finance	13,617,294	12.75%	1,096,831	-
Grand Total			517,680,250		5,975,027	
Bank Asia Ltd.	Lender	Short term	654,360,407	10.5%	4,359,717	-
Bank Asia Ltd, Term Loan	Lender	Short term	112,788,766	10.5%	3,249,723	-
Grand Total			767,194,172		7,609,440	

For the year ended September 30, 2015:

Name of the Parties	Nature of Relationship	Nature of Borrowings	Balance as on September 30, 2015	Interest Rate (%)	Interest Paid (BDT)	Interest Accrued (BDT)
IDLC Finance Ltd.	Lender	Lease Finance	1,600,334	15%	100,392	-
NCC Bank Ltd.	Lender	Long term	112,685,382	16%	18,764,362	-
Premier Bank Limited	Lender	Long term	19,165,255	16%	2,945,676	-
Nitol Motors Ltd.	Lender	Lease Finance	13,627,654	14.5%	1,727,083	-
GSP Finance Ltd.	Lender	Long term	82,398,164	17.5%	15,321,457	-
Grand Total			229,476,789		38,858,970	
Mutual Trust Bank.(Hypo)	Lender	Short term	470,646,051	15%	95,468,073	-
Mutual Trust Bank Ltd.	Lender	Short term	508,333,333	15%	22,186,846	-
Grand Total			978979384		117,654,919	

For the year ended September 30, 2014:

Name of the Parties	Nature of Relationship	Nature of Borrowings	Balance as on September 30, 2014	Interest Rate (%)	Interest Paid (BDT)	Interest Accrued (BDT)
Mutual Trust Bank Ltd.	Lender	Long term	150,035,887	14%	38,758,847	-
NCC Bank Ltd.	Lender	Long term	134,071,020	16%	20,571,020	-
Premier Bank Ltd.	Lender	Long term	27,919,255	16%	3,026,105	-
Nitol Motors Ltd.	Lender	Lease Finance	10,210,171	14%	1,313,892	-
GSP Finance Ltd.	Lender	Long term	98,053,170	14%	11,970,686	-
Grand Total			420,289,503		75,640,550	
Mutual Trust Bank.(Hypo)	Lender	Short term	724,836,564	12.5%	32,148,478	-
NCC Bank Ltd.(Hypo)	Lender	Short term	311,129,626	16%	45,512,875	-
Southeast Bank Ltd.	Lender	Short term	68,705,958	14.5%	9,061,686	-
NCC Bank Ltd	Lender	Short term	200,647,517	16%	39,969,775	-
Grand Total			1,305,319,665		126,692,814	

For the year ended September 30, 2013:

Name of the Parties	Nature of Relationship	Nature of Borrowings	Balance as on September 30, 2013	Interest Rate (%)	Interest Paid (BDT)	Interest Accrued (BDT)
Southeast Bank Ltd.	Lender	Long term	82,631,033	16.00%	72,545,790	-
Southeast Bank Ltd.	Lender	Long term	83,09,183	16.00%		
GSP Finance Ltd.	Lender	Long term	10,870,646	16.50%		
Nitol Motors Ltd.	Lender	Lease Finance	6,526,220	14.00%		
Grand Total			108,337,082		72,545,790	
Southeast Bank Ltd.(Hypo)	Lender	Short term	723,806,201	16.00%	174,336,147	-
NCC Bank Ltd. (Hypo)	Lender	Short term	208,121,912	16.00%		
NCC Bank Ltd. (Hypo)	Lender	Short term	423,500,000	16.00%		
Grand Total			1,355,428,113		174,336,147	

The above information is certified on the basis of audited financial statements for the period from 01 October 2012 to 30 June 2017. It's noted that there was no borrowing from related party or connected person during the period.

Place: Dhaka
Dated: March 04, 2018

S/d
MABS & J. PARTNERS
Chartered Accountants

(ii) Statement of principal terms of secured loans and assets on which charge have been created against those loans with names of lenders, purpose, sectioned amount, rate of interest, primary security, collateral or other security, re-payment schedule and status;

Certification on Statement of Principal Terms of Secured Loans and Assets on which Charge have been Created Against Those Loans with names of lenders, purpose, sanctioned amount, rate of interest, primary security, collateral or other security, re-payment schedule and status

Long Term Loan:

Particulars	30-June-17	30-June-16	30-Sep-15	30-Sep-14	30-Sep-13
Names of lenders	Bank Asia Limited	Bank Asia Limited	NCC Bank Limited	Mutual Trust Bank Ltd.	Southeast Bank Ltd.
Purpose	Working Capital, Warehouse, & purchase of Machinery	Working Capital, Warehouse, & purchase of Machinery	Working Capital, Warehouse, & purchase of Machinery	Working Capital, Warehouse, & purchase of Machinery	Working Capital, Warehouse, & purchase of Machinery
Collateral Asset	Mortgage of Factory land & Building	Mortgage of Factory land & Building	Mortgage of Factory land & Building	Mortgage of Land, Building & Machinery	Mortgage of Land, Building & Machinery
Sanctioned Amount	49.00 Crore	49.00 Crore	15.00 Crore	16.27 Crore	25.69 Crore
Rate of Interest	9.5%	10.5%	16%	14%	13%
Primary/Collateral/Other Security	Mortgage of Factory land & Building	Mortgage of Factory land & Building	Mortgage of Factory land & Building	Mortgage of Land, Building & Machinery	Mortgage of Land, Building & Machinery
Re-payment schedule	5 Years	5 Years	5 Years	5 Years	-
Status (Outstanding balance BDT)	411,257,363	490,609,223	112,685,382	150,035,887	90,940,216

Particulars	30-June-17	30-June-16	30-Sep-15	30-Sep-14	30-Sep-13
Names of lenders	Nitol Motors	Nitol Motors	Nitol Motors	Nitol Motors	Nitol Motors
Purpose	Car Loan	Car Loan	Car Loan	Car Loan	Car Loan
Collateral Asset	-	-	-	-	-
Sanctioned Amount	3.22 Crore	3.22 Crore	2.87Crore	1.62 Crore	1.008 Crore
Rate of Interest	14%	14%	14%	14%	14%
Primary/Collateral/Other Security	-	-	-	-	-
Re-payment schedule	5 Years	5 Years	5 Years	5 Years	5 Years
Status (Outstanding balance BDT)	8,129,456	13,453,733	13,627,654	10,210,171	6,526,220

Particulars	30-June-17	30-June-16	30-Sep-15	30-Sep-14	30-Sep-13
Names of lenders	IDFC	-	GSP Finance	GSP Finance	GSP Finance
Purpose	Car loan	-	Purchase of Machinery	Purchase of Machinery	Purchase of Machinery
Collateral Asset	-	-	Mortgage of Factory land	Mortgage of Factory land	Mortgage of Factory land
Sanctioned Amount	2.50 Crore	-	10.00 Crore	10.00 Crore	-
Rate of Interest	15%	-	17.50%	14.00%	14.00%
Primary/Collateral/Other Security	-	-	Mortgage of Factory land	Mortgage of Factory land	Mortgage of Factory land
Re-payment schedule	5 Years	-	5 Years	5 Years	5 Years
Status (Outstanding balance BDT)	2,624,275	-	82,398,164	98,053,170	9,995,204

Particulars	30-June-17	30-June-16	30-Sep-15	30-Sep-14	30-Sep-13
Names of lenders	IDLC	IDLC	IDLC	NCC Bank Ltd.	-
Purpose	Purchase of Machinery & Car Loan	Car Loan	Car Loan	Working Capital, Warehouse, & purchase of Machinery	-
Collateral Asset	-	-	-	-	-
Sanctioned Amount	9.47 Crore	1.47 Crore	0.17 Crore	15.00Crore	-
Rate of Interest	12.75%	12.75%	12.75%	16%	-
Primary/Collateral/Other Security	Personal Guarantee	Personal Guarantee	Personal Guarantee	Mortgage of Land, Building & Machinery	-
Re-payment schedule	5 Years	5 Years	5 Years	5 Years	-
Status (Outstanding balance BDT)	70,268,749	13,617,294	1,600,334	134,071,020	-

Particulars	30-June-17	30-June-16	30-Sep-15	30-Sep-14	30-Sep-13
Names of lenders	Bank Asia Limited	Bank Asia Limited	-	Primer Bank Ltd.	-
Purpose	Working Capital, Warehouse, & purchase of Machinery	Working Capital, Warehouse, & purchase of Machinery	-	For Land Purchase	-
Collateral Asset	Mortgage of Factory land & Building	Mortgage of Factory land & Building	-	Mortgage of 40 decimal land at Vogra, Gazipur	-
Sanctioned Amount	49.00 Crore	49.00 Crore	-	3.00 Crore	-
Rate of Interest	9.5%	10.50%	-	16%	-
Primary/Collateral/Other Security	Mortgage of Factory land & Building	Mortgage of Factory land & Building	-	Mortgage of 40 decimal land at Vogra, Gazipur	-
Re-payment schedule	5 Years	5 Years	-	5 Years	-
Status (Outstanding balance BDT)	411,257,363	490,609,223	-	27,919,255	-

Short Term Loan (C.C):

Particulars	30-June-17	30-June-16	30-Sep-15	30-Sep-14	30-Sep-13
Names of lenders	Bank Asia Limited	Bank Asia Limited	Mutual Trust Bank Limited	Mutual Trust Bank Limited	Southeast Bank Limited
Purpose	Purchase of Raw materials	Purchase of Raw materials	Purchase of Raw materials	Purchase of Raw materials	Purchase of Raw materials
Sanctioned Amount	55.00 Crore	65.00 Crore	70.00 Crore	70.00 Crore	70.00 Crore
Rate of Interest	9.50%	10.50%	14.50%	14.50%	14.50%
Primary/Collateral/Other Security	Land, Factory Buildings, Machinery & Inventories	Land, Factory Buildings, Machinery & Inventories	Land, Factory Buildings, Machinery & Inventories	Land, Factory Buildings, Machinery & Inventories	Land, Factory Buildings, Machinery & Inventories
Re-payment schedule	Yearly renewable	Yearly renewable	Yearly renewable	Yearly renewable	Yearly renewable
Status (Outstanding balance BDT)	561,737,130	654,360,407	470,646,051	724,836,564	723,806,201



Particulars	30-June-17	30-June-16	30-Sep-15	30-Sep-14	30-Sep-13
Names of lenders	National Bank Ltd.	-	-	NCC Bank Limited	NCC Bank Limited
Purpose	Purchase of Raw materials	-	-	Purchase of Raw materials	Purchase of Raw materials
Sanctioned Amount	25.00 Crore	-	-	20.00 Crore	20.00 Crore
Rate of Interest	12%	-	-	16%	16%
Primary/Collateral/ Other Security	Personal Guarantee/Share certificate	-	-	Land, Factory Buildings, Machinery & Inventories	Land, Factory Buildings, Machinery & Inventories
Re-payment schedule	Yearly renewable	-	-	Yearly renewable	Yearly renewable
Status (Outstanding balance BDT)	251,387,092	-	-	200,647,517	208,121,912

The above information is certified on the basis of audited financial statements for the period from 01 October 2012 to 30 June 2017.

Place: Dhaka
Dated: March 04, 2018

S/d
MABS & J. PARTNERS
Chartered Accountants

(iii) Statement of unsecured loans with terms & conditions;

Certification on unsecured loan with terms and conditions of S. S. Steel Limited

On the basis of audited financial statements this is to certify that 'S. S. Steel Limited' has not taken any unsecured loan from any person/body/related party from 01 October 2012 to 30 June 2017.

Place: Dhaka
Dated: March 04, 2018

S/d
MABS & J. PARTNERS
Chartered Accountants

(iv) Statement of inventories showing amount of raw material, packing material, stock-in-process and finished goods, consumable items, store & spares parts, inventory of trading goods etc.;

Certification on Statement of Inventories raw material, packing material, stock-in process and finished goods, consumable items, store & spare parts, inventory of trading goods etc.

This is to certify that the statement of inventories showing amount of raw material, stock-in process and finished goods, consumable items, store & spare parts, inventory of trading goods etc. of 'S. S. Steel Limited' for the last four years and nine month were as follows:

Items	June 30, 2017	June 30, 2016	September 30, 2015	September 30, 2014	September 30, 2013
Raw Materials	719,589,291	620,860,052	293,501,550	344,805,000	461,185,715
Work in Process	214,901,356	293,833,191	285,327,500	164,500,000	234,250,144
Finished Goods	322,708,184	369,343,376	390,117,125	385,152,000	240,131,230
Store Items	64,959,700	42,967,828	33,799,635	11,711,301	3,443,000
Total	1,322,158,531	1,327,004,447	1,002,745,810	906,168,301	939,010,089

The above balance is certified on the basis of audited financial statements for the period from 01 October 2012 to 30 June 2017.

Place: Dhaka
Dated: March 04, 2018

S/d
MABS & J. PARTNERS
Chartered Accountants



v) Statement of trade receivables showing receivable from related party and connected persons;

Certification on Statement of Trade Receivables showing receivable from related party and connected persons of S. S. Steel Limited

This is to certify that on the basis of audited financial statements, Trade Receivables of 'S. S. Steel Limited' for the last four years and nine month were as follows:

Particulars	Amount in BDT				
	June 30, 2017	June 30, 2016	September 30, 2015	September 30, 2014	September 30, 2013
General	1,058,198,012	801,075,542	575,823,571	376,185,727	296,404,816
From Related Party	-	-	-	-	-
From Connected Persons	-	-	-	-	-
Total	1,058,198,012	801,075,542	575,823,571	376,185,727	296,404,816

We also certify that there was no receivable from related party and connected person during the period from 01 October 2012 to 30 June 2017.

Place: Dhaka
Dated: March 04, 2018

S/d
MABS & J. PARTNERS
Chartered Accountants

(vi) Statement of any loan given by the issuer including loans to related party or connected persons with rate of interest and interest realized or accrued;

Certification on Statement of any Loan Given by the issuer including loan to Related Party or Connected Persons with rate of interest and interest realized/accrued by the S. S. Steel Limited

This is to certify that according to books of accounts, records and other supporting documents of 'S. S. Steel Limited' (issuer), no loan given by the issuer including loans to related party and connected person during the period from 01 October 2012 to 30 June 2017.

Place: Dhaka
Dated: March 04, 2018

S/d
MABS & J. PARTNERS
Chartered Accountants



(vii) Statement of other income showing interest income, dividend income, discount received, other non-operating income;

Certification on Statement of Other Income showing interest income, dividend income, discount received, other non-operating income of S. S. Steel Limited

On the basis of audited financial statements this is to certify that there were no interest income, dividend income and discount received except non-operating income as below for the period from 01 October 2012 to 30 June 2017 of 'S. S. Steel Limited' (issuer). Details are as follows:

Particulars	Amount in BDT				
	01.07.2016 to 30.06.2017	01.10.2015 to 30.06.2016 (9 months)	01.10.2014 to 30.09.2015	01.10.2013 to 30.09.2014	01.10.2012 to 30.09.2013
Sale of wastage	3,676,490	1,026,236	947,050	146,304	-
Other Non-operating Income	-	1,629,723	-	-	-
Interest income	1,225,174	770,950	480,451	400,106	259,042
Dividend income	-	-	-	-	-
Discount received	-	-	-	-	-
Total	4,901,664	3,426,909	1,427,501	546,410	259,042

The above balance is certified on the basis of audited financial statements during the period from 01 October 2012 to 30 June 2017.

Place: Dhaka
Dated: March 04, 2018

S/d
MABS & J. PARTNERS
Chartered Accountants

(viii) Statement of turnover showing separately in cash and through banking channel;

Certification on Statement of Turnover showing separately in cash and through banking channel of S. S. Steel Limited

After due verification, we certify that the turnover showing separately in cash and through banking channel of S. S. Steel Limited during last four years and nine months were as follows:

Particulars	Amount in BDT				
	June 30, 2017	June 30, 2016 (09 month)	September 30, 2015	September 30, 2014	September 30, 2013
In Cash	-	-	-	-	-
Through Banking Channel	2,772,523,790	1,617,424,857	1,958,038,577	2,049,523,247	2,134,316,626
Total	2,772,523,790	1,617,424,857	1,958,038,577	2,049,523,247	2,134,316,626

Place: Dhaka
Dated: March 04, 2018

S/d
MABS & J. PARTNERS
Chartered Accountants



(ix) Statement of related party transaction;

Certification on Statement of Related Party Transaction of S. S. Steel Limited

This is to certify that the status of related party transactions of 'S. S. Steel Limited' for the last four years and nine months were as follows:

Name	Position	Type of Transaction	Amount in BDT				
			June 30, 2017	June 30, 2016	September 30, 2015	September 30, 2014	September 30, 2013
Mr. Javed Opgenhaffen	Chairman	Salary & Remuneration	3,600,000	2,700,000	-	-	-
Mohammad Shirajul Islam	Managing Director	Salary & Remuneration	3,600,000	2,700,000	-	-	-
Tauhidul I Chaudhury	Chairman (retired)	Salary & Remuneration	2,400,000	1,800,000	-	-	-
A. J. Corporation Ltd.	Shareholder	Floor Space	-	242,030,500	-	-	-
Mr. Kazi Shakil	Managing Director (retired)	Salary & Remuneration	-	-	3,600,000	3,600,000	3,600,000
Mrs. Tahiya Shakil	Director (retired)	Salary & Remuneration	-	-	1,200,000	1,200,000	1,200,000
	Total		9,600,000	249,230,500	4,800,000	4,800,000	4,800,000

Apart from above transactions the company does not have any other transactions with related parties or any proposed transactions with related parties.

Place: Dhaka
Dated: July 15, 2018

S/d
MABS & J. PARTNERS
Chartered Accountants

(x) Reconciliation of business income shown in tax return with net income shown in audited financial statements;

Certification regarding Reconciliation of Business Income Shown in Tax Return with Net Income Shown in Audited Financial Statements of S. S. Steel Limited

Particulars	Amount in BDT				
	June 30, 2017	June 30, 2016 (09 month)	September 30, 2015	September 30, 2014	September 30, 2013
Net Income shown in Audited Financial Statements	315,325,094	155,100,182	158,233,979	34,040,007	28,907,153
Add: Accounting Depreciation	81,954,163	41,317,082	52,328,104	47,316,733	-
Add: Inadmissible Expenses	6,112,905	3,659,012	1,174,213	1,621,520	-
Sub Total:	403,392,162	200,076,276	211,736,296	82,978,260	28,907,153
Less: Admissible Items	6,112,905	71,175,365	1,174,213	22,314,643	-
Less: Tax depreciation	410,769,622	72,250,527	148,872,220	61,781,004	-
Sub Total:	416,882,527	143,425,892	150,046,433	84,095,647	-
Business Income shown in Tax Return	(13,490,365)	56,650,384	61,689,863	(1,117,387)	28,907,153

Place: Dhaka
Dated: March 04, 2018

S/d
MABS & J. PARTNERS
Chartered Accountants



(xi) Confirmation that all receipts and payments of the issuer above Tk.5,00,000/- (five lac) were made through banking channel;

Certification on receipts and payments above Tk. 500,000 (Five lac) were made through banking channel of S. S. Steel Limited

This is to certify that all receipts and payments excepting adjustment entries & petty cash above Tk. 500,000/- (five lac) were made through banking channel by 'S. S. Steel Limited' for the period from 01 October 2012 to 30 June 2017.

Adjusting entries Tk. 500,000 and above

Sl. No.	Date	Vr. No	Purpose	Amount (TK.)
01	26-02-2017	1427	Entertainment	812,544
02	17-08-2016	260	Sales Promotional Expense	500,000
03	29-08-2016	328	Sales Promotional Expense	1,000,000
04	06-09-2016	387	Sales Promotional Expense	1,073,700
05	15-11-2016	804	Sales Promotional Expense	2,200,000
06	14-12-2016	965	Sales Promotional Expense	1,086,700
07	29-12-2016	1080	Sales Promotional Expense	1,020,000
08	08-02-2017	1326	Sales Promotional Expense	700,000

Place: Dhaka
Dated: July 15, 2018

S/d
MABS & J. PARTNERS
Chartered Accountants

(xii) Confirmation that Bank Statements of the issuer are in conformity with its books of accounts;

Certification on books of accounts of S. S. Steel Limited are in conformity with bank statements

After due verification, we confirm that the bank statements of 'S. S. Steel Limited' are in conformity with its books of accounts for the period from 01 October 2012 to 30 June 2017.

Place: Dhaka
Dated: March 04, 2018

S/d
MABS & J. PARTNERS
Chartered Accountants

(xiii) Statement of payment status of TAX, VAT and other taxes/duties;

Certification on status of payment of TAX, VAT and other Taxes/Duties of S. S. Steel Limited

This is to certify that on the basis of audited financial statements of 'S. S. Steel Limited' payment status of income tax and other taxes/duties are as follows:

Particulars	Payment Status				
	01.07.2016 to 30.06.2017	01.10.2015 to 30.06.2016 (9 months)	01.10.2014 to 30.09.2015	01.10.2013 to 30.09.2014	01.10.2012 to 30.09.2013
VAT	26,336,736	23,811,910	13,858,210	16,439,544	14,435,644
TAX	43,897,446	12,350,711	15,926,494	9,693,142	14,748,104
Other Taxes/Duties	N/A	N/A	N/A	N/A	N/A

* Custom duties are included in the account of imported raw materials.

Place: Dhaka
Dated: March 04, 2018

S/d
MABS & J. PARTNERS
Chartered Accountants



CHAPTER - XXVII

PUBLIC ISSUE APPLICATION PROCEDURE

CHAPTER (XXVII): PUBLIC ISSUE APPLICATION PROCEDURE

Step-1 (Applicant)

1. An applicant for public issue of securities shall submit application/buy instruction to the Stockbroker/Merchant Banker where the applicant maintains customer account, within the cut-off date (i.e. the subscription closing date), which shall be the **25th (twenty fifth) working day** from the date of publication of abridged version of prospectus.
2. The application/buy instruction may be submitted in prescribed paper or electronic form, which shall contain the Customer ID, Name, BO Account Number, Number of Securities applied for, Total Amount and Category of the Applicant. At the same time:
 - a) Other than non-resident Bangladeshi (NRB) and Foreign applicants shall make the application money and service charge available in respective customer account maintained with the Stockbroker/Merchant Banker. No margin facility, advance or deferred payment is permissible for this purpose. In case the application is made through a margin account, the application money shall be deposited separately and the Stockbroker/Merchant Banker shall keep the amount segregated from the margin account, which shall be refundable to the applicant, if become unsuccessful.
 - b) Non-resident Bangladeshi (NRB) and Foreign applicants shall submit bank drafts (FDD), issued in favor of the Issuer for an amount equivalent to the application money, with their application to the concerned Stockbroker/Merchant Banker. A Non-resident Bangladeshi (NRB) and Foreign applicant may also submit a single draft against 02(two) applications made by him/her, i.e. one in his/her own name and the other jointly with another person. The draft (FDD) shall be issued by the Bank where the applicant maintains Foreign Currency account debiting the same account and provide the customer with a certificate mentioning the FC account number which has been debited to issue the FDD. The applicant shall also submit the certificate with their application. No banker shall issue more than two drafts from any Foreign Currency account for any public issue. At the same time, the applicant shall make the service charge available in respective customer account maintained with the Stockbroker/Merchant Banker.
 - c) Eligible investors shall submit application through the electronic subscription system of the exchange(s) and deposit the full amount intended to subscribe by the method as determined by the exchange(s).

Step-2 (Intermediary)

3. The Stockbroker/Merchant Banker shall maintain a separate bank account only for this purpose namely "Public Issue Application Account". The Stockbroker/Merchant Banker shall:
 - a. post the amount separately in the customer account (other than NRB and Foreign applicants), and upon availability of fund, block the amount equivalent to the application money;
 - b. accumulate all the application/buy instructions received up to the cut-off date, deposit the amount in the "Public Issue Application Account" maintained with its bank within the first banking hour of next working day of the cut-off date;



- c. instruct the banker to block the account for an amount equivalent to the aggregate application money and to issue a certificate in this regard.
4. Banker of the Stockbroker/Merchant Banker shall block the account as requested for, issue a certificate confirming the same and handover it to the respective Stockbroker/Merchant Banker.
5. For Non-resident Bangladeshi (NRB) and Foreign applicants, the Stockbroker/Merchant Banker shall prepare a list containing the draft information against the respective applicant's particulars.
6. The Stockbroker/Merchant Banker shall prepare category-wise lists of the applicants containing Customer ID, Name, BO Account Number and Number of Securities applied for, and within 03 (three) working days from the cut-off date, send to the respective Exchange, the lists of applicants in electronic (text format with tilde '~' separator) format, the certificate(s) issued by its banker, the drafts and certificates received from Non-resident Bangladeshi (NRB) and Foreign applicants and a copy of the list containing the draft information.
7. On the next working day, the Exchanges shall provide the Issuer with the information received from the Stockbroker/Merchant Bankers, the drafts and certificates submitted by Non-resident Bangladeshi (NRB) and Foreign applicants and the list containing the draft information. Exchanges shall verify and preserve the bankers' certificates in their custody.
8. The application/buy instructions shall be preserved by the Stockbroker/Merchant Bankers up to 6 months from listing of the securities with exchange.

Step-3 (Issuer)

9. The Issuer shall prepare consolidated list of the applications and send the applicants' BOIDs in electronic (text) format in a CDROM to CDBL for verification. The Issuer shall post the consolidated list of applicants on its website and websites of the Exchanges. CDBL shall verify the BOIDs as to whether the BO accounts of the applicants are active or not.
10. On the next working day, CDBL shall provide the Issuer with an updated database of the applicants containing BO Account Number, Name, Addresses, Parents Name, Joint Account and Bank Account information along with the verification report.
11. After receiving verification report and information from CDBL, the Issuer shall scrutinize the applications, prepare category wise consolidated lists of valid and invalid applications and submit report of final status of subscription to the Commission and the Exchanges within 10 (ten) working days from the date of receiving information from the Exchanges.
12. The Issuer and the issue manager shall conduct category wise lottery with the valid applications within 03 (three) working days from the date of reporting to the Commission and the Exchanges, if do not receive any observation from the Commission or the Exchanges.
13. The Issuer and issue manager shall arrange posting the lottery result on their websites within 06 (six) hours and on the websites of the Commission and Exchanges within 12 (twelve) hours of lottery.
14. Within 02 (two) working days of conducting lottery, the Issuer shall:
 - a) Send category wise lists of the successful and unsuccessful applicants in electronic (text format with tilde '~' separator) format to the respective Exchange.



- b) send category wise lists of unsuccessful applicants who are subject to penal provisions as per conditions of the Consent Letter issued by the Commission in electronic (text format with tilde '~' separator) format to the Commission and Exchanges mentioning the penalty amount against each applicant.
- c) Issue allotment letters in the names of successful applicants in electronic format with digital signatures and send those to respective Exchange in electronic form.
- d) Send consolidated allotment data (BOID and number of securities) in electronic text format in a CDROM to CDBL to credit the allotted shares to the respective BO accounts.

Step-4 (Intermediary)

15. On the next working day, Exchanges shall distribute the information and allotment letters to the Stockbroker/Merchant Bankers concerned in electronic format and instruct them to:
 - a) remit the amount of successful (other than NRB and Foreign) applicants to the Issuer's respective Escrow Account opened for subscription purpose, and unblock the amount of unsuccessful applicants;
 - b) send the penalty amount of other than NRB and Foreign applicants who are subject to penal provisions to the Issuer's respective Escrow Accounts along with a list and unblock the balance application money;
16. On the next working day of receiving the documents from the Exchanges, the Stockbrokers/Merchant Banker shall request its banker to:
 - a) release the amount blocked for unsuccessful (other than NRB and foreign) applicants;
 - b) remit the aggregate amount of successful applicants and the penalty amount of unsuccessful applicants (other than NRB and foreign) who are subject to penal provisions to the respective 'Escrow' accounts of the Issuer opened for subscription purpose.
17. On the next working day of receiving request from the Stockbrokers/Merchant Bankers, their bankers shall unblock the amount blocked in the account(s) and remit the amount as requested for to the Issuer's 'Escrow' account.
18. Simultaneously, the stockbrokers/Merchant Bankers shall release the application money blocked in the customer accounts; inform the successful applicants about allotment of securities and the unsuccessful applicants about releasing their blocked amounts and send documents to the Exchange evidencing details of the remittances made to the respective 'Escrow' accounts of the Issuer. The unblocked amounts of unsuccessful applicants shall be placed as per their instructions. The Stockbroker/Merchant Banker shall be entitled to recover the withdrawal charges, if any, from the applicant who wants to withdraw the application money, up to an amount of Tk. 5.00 (five) per withdrawal.
19. All drafts submitted by NRB or Foreign applicants shall be deposited in the Issuer's respective 'Escrow' accounts and refund shall be made by the Issuer by refund warrants through concerned stockbroker or merchant banker or transfer to the applicant's bank account (FC account which has been debited to apply by NRB or foreign applicants) through banking channel within 10 (ten) working days from the date of lottery.



Miscellaneous:

20. The Issuer, Issue Manager, Stockbrokers and Merchant Bankers shall ensure compliance of the above.
21. The bank drafts (FDD) shall be issued considering TT Clean exchange rate of Sonali Bank Ltd. on the date of publication of abridged version of prospectus.
22. Amount deposited and blocked in the “Public Issue Application Account” shall not be withdrawn or transferred during the blocking period. Amount deposited by the applicants shall not be used by the Stockbrokers/Merchant Bankers for any purpose other than public issue application.
23. The Issuer shall pay the costs related to data transmission, if claimed by the Exchange concerned up to an amount of Tk.2,00,000.00 (taka two lac) for a public issue.
24. The Stockbroker/Merchant Bankers shall be entitled to a service charge of Tk.5.00 (taka five) only per application irrespective of the amount or category. The service charge shall be paid by the applicant at the time of submitting application.
25. The Stockbroker/Merchant Banker shall provide the Issuer with a statement of the remittance and drafts sent.
26. The Issuer shall accumulate the penalty amount recovered and send it to the Commission through a bank draft/payment order issued in favor of the Bangladesh Securities and Exchange Commission.
27. The concerned Exchange are authorized to settle any complaints and take necessary actions against any Stockbroker/Merchant Banker in case of violation of any provision of the public issue application process with intimation to the Commission.

All eligible Stock Brokers and Merchant Bankers shall receive the IPO Subscription.

Others:

The IPO subscription money collected from Non-Resident Bangladeshis in US Dollar or UK Pound Sterling or EURO shall be deposited to three FC accounts opened by the Company for IPO purposes are as follows:

Sl. No.	Name of the FC Accounts	Currency	Account No.	Bank
1.	S. S. Steel Limited	BDT	1501203842315001	BRAC Bank Limited Gulshan Branch, Gulshan-01, Dhaka- 1212.
2.		US Dollar	1501203842315002	
3.		GB Pound	1501203842315003	
4.		EURO	1501203842315004	



CHAPTER - XXVIII

MANAGEMENT DECLARATION



CHAPTER (XXVIII): MANAGEMENT DECLARATION

STATEMENT REGARDING COST AUDIT

This is to certify that, as per provision of the Companies Act, 1994, Cost Audit by Professional Accountant is not applicable for "S. S. Steel Limited".

Sd/-
Mohammad Shirajul Islam
Managing Director
S. S. Steel Limited

Sd/-
Mohammad Golam Sabur
Chief Financial Officer
S. S. Steel Limited

Sd/-
Tahid Ahmed Chowdhury
Managing Director & CEO
Citizen Securities & Investment Limited

MANAGEMENT DECLARATION

We the management of S. S. Steel Limited, declared that our company is regular in holding of Annual general meeting (AGM).

Sd/-
Mohammad Shirajul Islam
Managing Director

Sd/-
Mr. Javed Opgenhaffen
Chairman

MANAGEMENT DECLARATION

We the management of S. S. Steel Limited, declared that our company has not made any material change including raising of paid-up capital after the date of audited financial statements as included in the prospectus.

Sd/-
Mohammad Shirajul Islam
Managing Director

Sd/-
Mr. Javed Opgenhaffen
Chairman



MANAGEMENT DECLARATION
CONSENT OF DIRECTORS TO SERVE AS DIRECTORS

We hereby agree that we have been serving as Directors of S. S. Steel Limited and will continue to act as Directors of the Company.

Sd/-
Mr. Javed Oppenhaffen
Chairman

Sd/-
Mohammad Shirajul Islam
Managing Director

Sd/-
Sayeed Rezaraj Ahmmad
Director
(Nominee director of NJ Holdings Ltd.)

Sd/-
Bhuban Chandra Sil
Independent Director

Sd/-
Mr. Sadad Rahman
Independent Director

Date: 14th October, 2017



CHAPTER - XXIX

AUDITORS ADDITIONAL DISCLOSURE



Auditors Additional Disclosure

01. Confirmation of the Financial Statements for the year ended on 30th June 2017 have complied with requirements of the 'Securities and Exchange Rules, 1987':

This is to confirm that the Financial Statements present fairly, in all material respect, (or give true and fair view of) the Financial Position of S. S. Steel Limited as at 30 June, 2017 and the results of its financial performance and its cash flows for the year then ended in accordance with Bangladesh Financial Reporting Standards (BFRSs), comply with the applicable sections of Companies Act, 1994, the Securities & Exchange Rules 1987 and other applicable laws and regulations.

02. Confirmation regarding impairment test as per BAS-36:

Impairment of assets can be explain as a sudden or unexpected decline in an asset's service utility, according to BAS 36 "Impairment of assets", an impairment loss is the amount by which the carrying amount of an asset or a cash-generating unit exceeds its recoverable amount. We have reviewed the assets at the time of reporting period but nothing has come to our knowledge regarding Impairment of assets. Therefore, the impairment tests are not use for that asset in the current period.

03. Opinion regarding revaluation of the issuer company's assets as per Revaluation Guideline:

Our responsibility is to express an opinion on these financial statements based on our audit. We conducted our audit in accordance with the Bangladesh Standards on Auditing. Those standards require that we comply with ethical requirements and plan and perform the audit to obtain reasonable assurance about whether the financial statements are free of material misstatement.

However, disclosure regarding revaluation has been presented in the note No. 4.10 of notes to the financial statements for the year ended June 30, 2017.



04. Explanation regarding negative cash flow from operating activities for the period ended on 30th June 2016:

The Ratios have been calculated by the management of the company based on audited financial statements of S.S. Steel (Pvt.) Limited for the period ended 30 June 2017, for the 09 month ended 30 June 2016, for the year ended 30 September 2015, 2014 & 2013, as specified in rule 4(1)(d) Annexure D of the Bangladesh Securities and Exchange Commission (Public Issue) Rules, 2015.

We have examined the calculation procedure regarding negative cash flow from operating activities for the period ended on 30th June 2016 of S.S. Steel (Pvt.) Limited and it is observed that, the company have been paid sufficient amount to cover all the operational expenses during the period than the previous year, it is mentionable here that an amount of Tk. 324,258,637 has been increased in inventory (Raw materials purchase), and Tk. 305,013,155 has been increased in Advance deposit & prepayment (Advanced against purchase), That's the main reason of negative cash flow from operating activities during the period. The details break up of Cash paid to suppliers & others and Cash paid for operating expenses are given below for your kind consideration:

	June 30, 2016	June 30, 2015
Cash paid to suppliers & others		
Cost of goods sold	1,417,548,023	1,244,661,315
Cash payment to employees	(81,198,881)	(65,575,182)
	<u>1,336,349,142</u>	<u>1,179,086,133</u>
Increase/(Decrease) in Inventory	324,258,637	28,642,495
Purchase during the year	1,660,607,779	1,207,728,628
(Increase)/Decrease in Accounts Payable	47,546,436	9,047,545
	<u>1,708,154,215</u>	<u>1,216,776,173</u>
Depreciation Expense	(37,185,374)	(35,321,470)
	<u>1,670,968,841</u>	<u>1,181,454,702</u>
 Cash paid for operating expenses		
Operating Expense	104,229,184	61,924,381
Loss on sale of investment & fixed assets	-	-
(Increase)/Decrease in other accrued liabilities	(7,313,549)	(1,922,745)
	<u>96,915,635</u>	<u>60,001,635</u>
Increase/(Decrease) in Advance deposit & prepayment	305,013,155	5,347,583
	<u>401,928,790</u>	<u>65,349,218</u>
Advance payment of tax	(11,099,978)	(10,675,245)
	<u>390,828,812</u>	<u>54,673,974</u>
Depreciation Expense	(4,131,708)	(5,232,810)
	<u>386,697,104</u>	<u>49,441,163</u>



05. Explanation regarding provision for decrease in value of investment in securities for the year ended on 30th September 2014 & 2013:

We are extremely sorry for this type of unintentional mistake. We have revised the Auditors' report under Section – 135 (1), Para 24 (1), of Part II of Schedule – III of the Companies Act, 1994 considering the Provision for decrease in value of investment in securities for the year ended on 30th September 2014 & 2013.

06. Explanation regarding statement of other income:

After due verification, we certify that the other income showing other income of S. S. Steel Limited for the last four years and nine months were as follows:

Particulars	Amount in BDT				
	June 30, 2017	June 30, 2016 (09 month)	September 30, 2015	September 30, 2014	September 30, 2013
Sale of wastage	3,676,490	1,026,236	947,050	146,304	-
Other Non-operating Income	-	1,629,723	-	-	-
Interest income	1,225,174	770,950	480,451	400,106	259,042
Dividend income	-	-	-	-	-
Discount received	-	-	-	-	-
Total	4,901,664	3,426,909	1,427,501	546,410	259,042



07. Explanation regarding statement of payment status of tax, VAT and other taxes or duties:

This is to certify that based on the books of record and related documents of 'S. S. Steel Limited' payment status of income tax and other taxes/duties are as follows:

Particulars	Payment Status				
	June 30, 2017	June 30, 2016 (09 month)	September 30, 2015	September 30, 2014	September 30, 2013
VAT	26,336,736	23,811,910	13,858,210	16,439,544	14,435,644
TAX	43,897,446	12,350,711	15,926,494	4,586,800	9,641,762
Other Taxes/Custom Duties	-	-	-	-	-

** Custom duties are included in the account of imported raw materials.*

08. Explanation regarding 'investment property' of Tk. 27.42 crore:

We verify the records and documents regarding the non-revenue generated investment property of Tk. 27.42 crore such as it's a commercial space at badda, Dhaka, ensure that the said asset was under construction at the balance sheet date, and not yet ready for intended use, which should be classified as capital work in progress. The assets will have moved from the capital work in progress account to the fixed assets at the date on which the asset will ready for intended use.

09. Detailed breakup of 'cash received from customers', 'cash payment to employees', 'cash paid for operating expenses', 'income tax payment as advance', acquisition of property, plant and equipment' and 'cash payment for financial expenses' as shown in cash flow statements:

Cash received from customers:

Sl. No.	Name of month	Amount in BDT
1.	July, 2016	105,048,364.00
2.	August, 2016	202,037,322.00
3.	September, 2016	185,264,750.00
4.	October, 2016	305,989,909.00
5.	November, 2016	247,649,967.00
6.	December, 2016	307,817,027.00
7.	January, 2017	234,206,821.00
8.	February, 2017	229,641,108.00
9.	March, 2017	254,035,296.00
10.	April, 2017	192,588,427.00
11.	May, 2017	297,837,478.00
12.	June, 2017	210,407,321.00
Total		2,772,523,790.00

Cash payment to employees:

Sl. No.	Name of month	Amount in BDT
1.	July, 2016	10,087,721.00
2.	August, 2016	10,273,304.00
3.	September, 2016	16,244,360.00
4.	October, 2016	10,328,683.00
5.	November, 2016	10,073,207.00
6.	December, 2016	10,270,504.00
7.	January, 2017	10,450,589.00
8.	February, 2017	11,417,442.00
9.	March, 2017	10,250,589.00
10.	April, 2017	9,912,410.00
11.	May, 2017	14,876,287.00
12.	June, 2017	21,670,604.00
Total		145,855,700.00

Cash paid for operating expenses:

Particulars	Amount (in Tk.)
Operating Expense	200,629,428
Loss on sale of investment & fixed assets	-
(Increase)/Decrease in other accrued liabilities:	(27,769,937)
	172,859,492
Increase/(Decrease) in Advance deposit & prepayment	395,980,071
	568,839,563
Advance payment of tax	(36,885,403)
	531,954,160
Depreciation Expense	(8,195,416)
Total	523,758,744

Income tax payment as advance:

Sl. No.	Particulars	Amount in BDT
1.	AIT on Import	28,516,540.00
2.	AIT on FDR A/C	96,621.00
3.	AIT on Sales	6,956,317.00
4.	AIT on Spare parts & Stores	1,315,924.00
5.	Income Tax Payment	7,012,043.00
Total		43,897,445.00

Acquisition of property, plant and equipment as per Audited Financial Statement for the year ended June 30, 2017:

Particulars	Amount in BDT
Land & Land Development	10,668,000.00
Factory Building	50,941,177.00
Plant & Machinery	21,095,109.00
Electric Equipment's	2,733,695.00
Electric & Gas Installation	7,000,000.00
Crane, Forklift	20,911,272.00
Gas Generator	308,858,869.00
Furniture & Fixtures	140,071.00
Motor vehicles	13,632,784.00
Computer Software	223,050.00
Total	436,204,027.00

1.01 Land Development:	
Particulars	Amount in BDT
Earth Filling:	
Earth filling and factory premises development cost 01.07.2016 to 30-06-2017 by local sand, soil with labour and carrying including ditch area filling 333,385 cft. @ Tk. 26per cft.	8,668,010.00
Other Expenses (Labour cost, Consumable items and others expenses)	1,999,990.00
Total	10,668,000.00
1.02 Factory Building & Other Construction:	
Particulars	Amount in BDT
New Power Plant Building:	
New Power Plant Building for Gas Generator with Piling, brick wall, civil work for machine installation, plaster work, underground civil work and others related work 1600 sft. @ 1,400 per sft.	2,240,000.00

Inter Factory Building & Shed Modification Work:	
Inter Factory Building and Shed has been Modification with paint, steel structure work, work station, lighting and furniture work.	18,820,516.00
Internal Space:	
Development and construction by soil, sand, brick, labour, carrying cost of internal connectivity space areas of factory premises for Materials (Scrap, CI, and Ferro Silicon).	15,685,773.00
Electric line:	
Electric wiring work, electric goods and others	11,304,301.00
Other Expenses (Consumable items, labor bill and others expenses)	2,890,587.00
Total	50,941,177.00
1.03 Plant & Machinery:	
Particulars	Amount in BDT
Safety System for Mixer	1,955,215.00
Parts Of Metal Re-rolling Mill	1,617,610.00
Modification of 8 Ton Furnace	3,960,986.00
Modification of Re-rolling mill	3,025,125.00
Modification of Steel mills	2,330,432.00
Rolls for Rolling Mills	3,650,195.00
Rolls for Rolling Mills, SGI & SG ACC Quality of Rolls	1,286,937.00
Shaper Machine, Size-36"	520,000.00
Bushber Trucking System with Audio Visual Panel	129,080.00
Rotary Share 450crs Swiveling Type	498,681.00
Pump Type T6/80 U4/7.5 LB2 with Motor	2,120,848.00
Total	21,095,109.00
1.04 Electric Equipment's:	
Particulars	Amount in BDT
Induction Motor - 5.5 HP	50,000.00
Induction Motor - 10 HP	73,500.00
General Brand Split Wall Type AC 1Ton & 2Ton Model:ASGA24FMT & ASGA12MT	210,000.00
Flexible Cable, RM	144,127.00
M/ Contactor SC-N7 , 150-200A, 220V & SC-N4, 80-135A,220V	146,978.00
Electric Instruments(Cable, Socket)	20,990.00
"MILNARS YANSHAN" Brand Submersible Motor Pump, Model:150 QJ 50-120/9+30KW	60,000.00
Air Cooler	650,000.00
General Brand Split Wall Type AC 2Ton, Model:ASGA24FMT	90,000.00
General Brand Split Wall Type AC 1.5Ton & 2Ton Model:ASGA18FMT	174,000.00

UPS Micro , UVS-2000	55,000.00
Camera , Power Adapter, 12 DC , AMP	22,500.00
Induction Motor -5.5 KW	102,500.00
Printer Canon LBP -6030	7,100.00
UPS Micro , UVS-1000	15,000.00
Printer Canon LBP -8030	7,000.00
CPU	23,500.00
Hydraulic Power Unit Pump	135,000.00
Scale Weighted Software (40 Ton Capacity)	150,000.00
Laptop Asus X 556UQ-7th Gen Core i5-7200U-2.50 GHz/RAM-8GB/HDD-1TB/15.6" LED/ DVD-RW	50,000.00
Computer Set with mouse, keyboard, Monitor	54,500.00
AC-1 Ton Model- ASG12 BMTA-A	174,000.00
AC-1.5 Ton Model-ASG58 MTA-A	231,000.00
AC- 2 Ton Model-ASG24 MFTA-A	87,000.00
Total	2,733,695.00
1.05 Electric & Gas Installation:	
Particulars	Amount in BDT
Electric & Gas Installation	7,000,000.00
Total	7,000,000.00
1.06 Crane & Forklift:	
Particulars	Amount in BDT
Mobile Crane	9,442,566.00
Forklift	4,983,531.00
Trilobite Plate	200,000.00
Hydraulic vane Pump, Model: PVR 150-F-F-60RAA-3480, Pressure: 175 kgs/cm ² , Displacement:47 cm ³	117,500.00
10/5 Ton Double Girder EOT Crane Erection	756,000.00
Double Grider EOT Crane 10/5 Ton & LT Rail	5,411,675.00
Total	20,911,272.00
1.07 Gas Generator:	
Particulars	Amount in BDT
KIT-1	17,020,720.00
KIT-2	19,385,455.00
KIT-3	78,687,400.00
Compressor Wheel	29,114,100.00
LT Switchgear	19,800,000.00
Transformer-0.415/11 KV, 7000 KVA	25,800,000.00
11 KV H.T Switchgear (VCB) Incoming Feeder	950,000.00

Heat Shrinkable KIT	9,000.00
Installation of Substation Equipment (Without Cable)	61,000.00
Earthling for Substation	80,000.00
Retrofit MAN Turbocharger	73,300,000.00
Charger for E70 Major Overhauling & Alternator Bearing Replacement	9,654,999.00
Parts for Generator	16736984.00
Generator Overhauling	12,345,345.00
Turbo Chargers	5,000,000.00
Motors and Generators of an output>750W<=75 nos Motor 450 KW	913,866.00
Total	308,858,869.00
1.08 Furniture & Fixtures:	
Particulars	Amount in BDT
Executive Chair	54,141.00
Low Bach Chair	13,430.00
Chair	72,500.00
Total	140,071.00
1.09 Motor Vehicles:	
Particulars	Amount in BDT
Toyota Axio X, Model-2011	1,790,000.00
Toyata Axio X , Model-2012	1,800,000.00
TATA LPK 1618 DUMP TRUCK	5,961,856.00
LPS 4018 MARINE MOVER	4,080,928.00
Total	13,632,784.00
1.10 Computer Software:	
Particulars	Amount in BDT
TSG-Tap	223,050.00
Total	223,050.00

Cash payment for financial expenses:

Sl. No.	Particulars	Amount in BDT
1.	Interest on cash credit, Bank Asia Ltd.	63,392,661.00
2.	Interest on cash credit, National Bank Ltd.	1,486,337.00
3.	Interest on demand loan, Bank Asia Ltd.	24,308,311.00
4.	Interest on demand loan, Mutual Trust Ltd.	265,886.00
5.	Interest on LTR loan, Bank Asia Ltd.	3,270,368.00
6.	Interest on term loan, Bank Asia Ltd.	50,864,456.00
7.	Loan processing fee	3,151,695.00
8.	Interest on lease finance, (Nitol Motors Ltd., IIDFC, IPDC & IDLC)	5,660,427.00
Total		152,400,141.00

10. Disclosure regarding non charging depreciation on revalued amount of factory & civil construction and charging depreciation on plant & machinery:

The company revalued its Land, Plant & machineries, Office building and Factory building on 13 October 2011 by Axis Resources Limited and ensure the reflection of the present value and charging depreciation of those assets from the financial statements for the year 2012. Therefore, the depreciation has been charged on Plant & machineries in the financial statements for the period ended June 30, 2016.

On the other hand, the company has revalued further of its land & land development and Factory & Civil construction on 29.06.2016 by Ata Karim & Co. Chartered Accountants. The effect of the said revaluation have been made at the last day of the period, so no depreciation has been charged on Factory & Civil construction in the financial statements for the period ended June 30, 2016.

11. Disclosure regarding mismatch the head of fixed assets of Factory & civil construction under the head of revaluation surplus and main head in annexure- A:

We asked the management of S. S. Steel Limited and verify the documents regarding the same. Actually the amount of factory & civil construction as mentioned under revaluation surplus is the combination of the amount of factory building and office building as presented under main head of fixed assets of Annexure-A.

12. Detailed disclosure (party-wise, aging, etc.) regarding advances, deposits & prepayment:

Advances, deposits and prepayments	Amount in BDT
Advances	693,059,816
Deposits	19,265,556
Fixed Deposit Receipt (FDR)	70,862,091
Total	783,187,463

Advances	Amount in BDT
L/C margin (Note-1)	80,106,531
Advance income tax	73,605,016
VAT current account	2,823,425
Godown rent advance	7,039,691
Advance against salary (Note-2)	2,484,645
Advance against purchase (Note-3)	527,000,507
Total	693,059,816

Deposits	Amount in BDT
Bangladesh Oxygen Company Ltd	10,451
Dhaka Electric Supply Company Ltd	2,411,242
Titas Gas Transmission & Distribution Ltd	16,837,363
Grameen Phone Ltd.	6,500
Total	19,265,556

Fixed Deposit Receipt (FDR)			
SL. No.	Name of the Bank	FDR A/C No.	Amount in BDT
01.	Bank Asia Limited	00355019718	30,637,091



02.	Bank Asia Limited	00355019784	20,225,000
03.	National Bank Limited	1106002236568	20,000,000
Total			70,862,091

Note-1: Aging Schedule of L/C margin:

below 30 days	30 to 60 days	60 to 90 days	90 to 120 days	120 to 180 days	Total
34,859,195	11,141,975	10,014,015	14,866,597	9,224,749	80,106,531



Note-2: Details advance against salary:

Sl. No.	Name of Employee	Designation	Date of Advance	Amount of Advance	Mode of Adjustment	Realization Status	Balance as on 30.06.2017
1	Md. Abdullah Al Mamun	Sr. Executive	28-03-17	50,000	Cash	Good	35,000
2	Md. Abdur Rashid	Helper-Store	21-12-16	40,000	Cash	Good	24,000
3	Md. Abdus Salam	Delivery In charge	03-09-16	150,000	Cash	Good	130,000
4	Md. Abul Bashar	Executive	06-07-16	100,000	Cash	Good	89,000
5	Md. Aklacul Islam	Helper-Helper	01-08-16	50,000	Cash	Good	30,000
6	Md. Akter Hossain	Peon	05-07-16	20,000	Cash	Good	11,000
7	Md. Al Amin	Asst. Engr.	03-07-16	30,000	Cash	Good	18,000
8	Md. Ashraf	Foreman	02-07-16	200,000	Cash	Good	176,000
9	Md. Baqi Billah	Manager- Procurement	06-09-16	500,000	Cash	Good	455,000
10	Md. Aziz	Driver-Truck	02-07-16	50,000	Cash	Good	39,000
11	Md. Kawsar	Sr. Executive	05-08-16	120,000	Cash	Good	70,000
12	Md. Didarul Alom	Officer- Transport	01-08-16	60,000	Cash	Good	40,000
13	Md. Faiz Mohammed	Sr. Executive	09-08-16	70,000	Cash	Good	60,000
14	Md. Hasan Jamamil	Executive	13-12-16	50,000	Cash	Good	35,645
15	Md. Kamrul	Supervisor	09-09-16	35,000	Cash	Good	26,000
16	Md. Mahiuddin	AGM	05-10-16	500,000	Cash	Good	460,000
17	Md. Mostafizur Rahman	Sr. Executive	03-07-16	50,000	Cash	Good	38,000
18	Md. Sayeed Rezaraj	Asst. Manager	06-07-16	350,000	Cash	Good	290,000
19	Md. Sharifuddin	Officer-Procurement	13-08-16	400,000	Cash	Good	350,000
20	Tawhidul Alam Khan	Officer-Transport	02-07-16	120,000	Cash	Good	108,000
Grand Total							2,484,645



Note-3: Details advance against purchase:

Particulars	Less than 30 Days	Less than 60 Days	Less than 90 Days	Less than 120 Days	Less than 180 Days	More than 180 Days	Total
Abdul Mojid & Sons	10,500						10,500
A K Azad (Eng.)						474,208	474,208
Akm Sahabub Alam				100,000	600,000	1,600,000	2,300,000
Alam Cng Filling Center	50,000						50,000
Amir Transport	8,000						8,000
Anwar Ispat Ltd						87,500	87,500
Anwarul Islam Chowdhary(Land Lord)	375,000	350,000					725,000
App Tel						25,000	25,000
ASP Trading Co.						910,000	910,000
Ataur Enterprise						72,850	72,850
Baqi Billah						2,002,437	2,002,437
Bismillah Traders (Jessore)						73,000	73,000
Brothers Engr. Works						163,314	163,314
City Enterprises						82,000	82,000
Conforce						29,500	29,500
Co-Operators Ent(C & F)						2,137,020	2,137,020
Das Trading Corporation						60,040	60,040
Erfan Enterprise & Engineering						1,875,000	1,875,000
Evergreen Traders						230,900	230,900
Ferro Alloy Co. (Pvt.) Ltd	171,656,547						171,656,547
Gulam Sarwar Sajib						252,863	252,863
Jk International (C & F) New	4,332,575						4,332,575
Karishma Services Ltd (TP)					50,000		50,000
KAZ International (C&F)	9,028,000	39,260,275					48,288,275
M. Abdullah Ent.	217,255						217,255
Mahbub Sahriar	3,227,205						3,227,205
Mamun (TP)	834,213						834,213
Manik & Associates	490,000						490,000
Markes Pharmaceuticals Ltd						500,000	500,000



Mazumder Enterprise						130,000	130,000
Metanex & Allied Manufacturers Ltd.						69,050,625	69,050,625
Metanex Chemical Industries Ltd						61,637,750	61,637,750
M.H. Iron & Engi. (TP)	530,000		93,330				623,330
Millerium Service Ltd						200,000	200,000
Milnars Ltd.		138,200					138,200
Moon Enterprise	29,800					300,920	330,720
Moon Enterprise, C&F Agent	107,765,333						107,765,333
Mostfa Monowar						240,000	240,000
Navana Petroleum Limited	3,400						3,400
Nitol Motors Limited						992,265	992,265
OJS Corporation		81,700					81,700
Pacific International						20,240	20,240
Paharika Enterprise						200,000	200,000
Rana Construction	100,000	100,000					200,000
Rashid Enterprise	1,538,908						1,538,908
Raylight Instrument Ltd.						39,750	39,750
Reliance Insurance Ltd						188,000	188,000
Rozina Enterprise						9,296	9,296
Saleh & Associates						490,000	490,000
Samrat Enterprise, Chittagong						5,093,601	5,093,601
Seraj Contractor (Civil)	243,632						243,632
Shakwat Hussain, Land Lord						60,000	60,000
Shamol		10,790					10,790
Sharif Uddin				5,107,233			5,107,233
Shihabul Hoque #634 (Asst.Eng.)	18,000						18,000
Shohag Electric & Engi.	900,000					2,321,000	3,221,000
Shohid Contractor						48,050	48,050
Shorif Uddin						251,560	251,560
Sinath Enterprise					500,000	1,000,000	1,500,000
Sm Cable Suppliers						50,100	50,100
Speedwell Auto Craft						21,281	21,281



Tosaddeque Hossain						577,949	577,949
Touch Advertising	529,769						529,769
Amir & Associates						500,500	500,500
Industrial Promotion and Development Company	577,255	577,255	577,255	577,255	577,255	2,886,275	5,772,550
Jahangir Alam Traders						237,200	237,200
RAJUK						400,000	400,000
BD Marine Electric	126,200						126,200
Kaltimex Energy	1,189,787						1,189,787
R K Enterprise, Kolkata, India						12,320,093	12,320,093
Asia Fuel Station	519,495						519,495
Automation Drive and Controls	23,111						23,111
Balal Enterprise	4,366						4,366
Bismillah Steel King	57,560					105,938	163,498
Cyber Plaza, IDB Bhaban, Agargaon	48,900						48,900
JRT Power Electric		7,200	4,800				12,000
Monna Enterprise	301,181						301,181
Morsalin Traders	299,800						299,800
Osman Goni Enterprise			107,208				107,208
Comilla Carrier Service (C&F)						398,000	398,000
J K International(C&F)			2,200,403				2,200,403
Olympic Textile Mills Ltd	66,091	66,091	116,349				248,531
Spark International	81,000		69,000				150,000
Telnet Communication	200,000						200,000
Total	305,382,882	40,591,511	3,168,345	5,784,488	1,727,255	170,346,025	527,000,507

13. Detailed disclosure (party-wise, aging, etc.) regarding trade receivables:

SL. No.	Name of the Customers	Address	Contract Person	Balance as on 30.06.2017	Balance as on 31.12.2017
1	A Ahad Corporation	Shener Bazar, Rupsha, Khulna, Bangladesh	Mr. Ahad	(7,410)	-
2	Abdul Baten Liton (A0085)	Charagali, Tongi, Gazipur, Bangladesh	Abdul Baten Liton	(300)	-
3	Abdul Hadi Pathan (A0093)	Tongi Modhumita Cimmema Hall Road, Tongi, Gazipur, Bangladesh	Abdul Hadi	(1,300)	-
4	Abdul Kaium Traders	Natun Hat, Namo Sarkarbari, Chapai Nawabgonj, Bangladesh	Abdul Kaium	551,699	412,529
5	Abdul Mojid Bhuya	Pukurpar Road, Tongi, Gazipur, Bangladesh	Abdul Mojid Bhuya	-	(3,270)
6	Abdul Motin D.B.(A0148)	Khalpar, Diyabari, Uttara, Dhaka, Bangladesh	Abdul Motin	470	-
7	Abdul Razzak	Khulna Sadar, Khulna, Bangladesh	Abdul Razzak	(500)	-
8	Abdur Rashid (S) A0212	House-22, Road-10, Sector-03, Uttara, Dhaka, Bangladesh	Abdur Rashid	-	(308,310)
9	Abir Enterprise (A0001)	120, Nawabpur Rd, Dhaka, Bangladesh	Md. Abir Habib	1,200	-
10	Abir Trading Corporation	Attgoria Bazar, Pabna, Bangladesh	Md. Abir	8,558,286	7,939,813
11	Abul Bashar Khan	Uttara Dokhinkhan, Dhaka, Bangladesh	Abul Bashar Khan	110,270	72,470
12	Abul Hashem (A0197)	Monnu Nagar, Tongi I/A, Gazipur, Bangladesh	Abul Hashem	751,700	1,373,200
13	Abul Hossain	Surtoranga Road, Charagali, Tongi, Gazipur, Bangladesh	Abul Hossain	-	338,000
14	Abul Hossain Sarker (A0199)	Uttarkhan, Uttara, Dhaka, Bangladesh	Abul Hossain	(40,000)	-
15	Abul Hossain & Sons (A0098)	Middel, Rd No 41, Dhaka 1212, Bangladesh	Abul Hossain	60	-
16	Abul Kalam (A0012)	Mill gate, Tongi, Gazipur, Bangladesh	Abul Kalam	500	-
17	Abul Kalam(A0017)	Agorgaon, Colony Para, Agargaon, Dhaka, Bangladesh	Abul Kalam	4,730	-
18	Abul Kasem	Plot-19, Block-H, Mirpur-02, Dhaka, Bangladesh	Abul Kasem	-	(643,800)
19	Abul Khair Enterprise	89, Bir Uttam C.R Datta Road, Banglamotor, Dhaka - 1205, Bangladesh	Abul Khair	(13,650)	-
20	Abul Rice Store	Bou Bazar Rd, Tongi, Gazipur, Bangladesh	Mr. Abul	(1,350)	-

21	Abu Sayed (A0172)	Mokter Bari Mojid Bazar, Tongi, Gazipur, Bangladesh	Abu Sayed	200	-
22	Adam Trading (A0112)	60 feet, Mirpur, Dhaka, Bangladesh	Mr. Adam	(100)	-
23	Adarshanagar Jame Mashjid (A0205)	AdarshanagarTongi, Gazipur, Bangladesh	Mosjid Committee	(149,425)	12,795
24	Ad Din Development Ltd.(A0063)	Kazir Gaon, Mirdha Bari, jatrabari, Dhaka, Bangladesh	Mr. Redwan	(326,950)	-
25	Adib & Brother(A0023)	H# 88, Avenue# 01, Block Kalshi Road, Mirpur-12, Dhaka, Bangladesh	Mr. Adib Sarker	783,050	565,010
26	Adim Enterprise(A0050)	Konapara, Matuail, demra, Dhaka, Bangladesh	Mr. Adim Miah	(250)	-
27	Advance Design & Development Ltd. (ADDL)	176, Gulshan Avenue, Gulshan North, Dhaka 1212	Mr. Titu	100,000	40,628
28	A.F.S. Quality & Niddle Fact	Natore Sadar, Natore, Bangladesh	Mr. Ayub Ali	(200)	-
29	A.G. Steel Corporation (A0062)	Sonargaon, Janapath Road, Sector-12, Nolvog, Turag, Uttara, Dhaka, Bangladesh	Mr. Khalil	404,000	583,700
30	Ahad Enterprise (A0013)	Pabna Sadar, Pabna, Bangladesh	Mr. Abu Ahad	(345)	-
31	A.H.Enterprise (A0220)	Bogra Sat Rasta, Bogra, Bangladesh	Mr. Akram/Mr. Rana	-	1,590,000
32	A. Hossain Traders	Khulna Sadar, Khulna, Bangladesh	Abul Hossain	200,000	-
33	Ahsan Enterprise (A0120)	95/3, Helena Center, Road-New Eskaton Road, Bangla Motor, Dhaka.	Mr. Ahsan	1,062,000	-
34	Ahsa Uniq Plaza	Hosen Market, Tongi, Gazipur, Bangladesh	Mr. Asiq	662,000	862,000
35	A.J Chowdhury	House-348, Road-05, Baridhara DOHS, Dhaka, Bangladesh	Mr. A.J Chowdhury	(5)	13,745
36	Aj Corporation (A0007)	H-348, Road-05, Baridhara DOHS, Dhaka, Bangladesh	Mr. Akram	24,710,553	24,563,933
37	Ajmal Hossain (A0216)	Goran Tampo Stand, Goran, Khilgaon, Dhaka, Bangladesh	Ajmal Hossain	-	(262,500)
38	Akash Traders(A0183)	Bonbariya, Pabna, Bangladesh	Mr. Akash	52,100	4,800
39	Akbor Ali Morji	Pukurpar Road, Tongi, Gazipur, Bangladesh	Mr. Akbor	1,000	-
40	A.K. Builders(A0022)	House-375,9/A, Dhanmondi, Dhaka, Bangladesh	Md. Morshedul Karim	6,376,915	6,518,663
41	Akhi Enterprise	Tongi Bazar, Gazipur.	Mr. Safayet Hossain	141,748	-
42	Akter Hosen Custom Super(A0201)	Dhor Chwraasta, Dhor, Uttara, Dhaka, Bangladesh	Akter Hosen Custom	12,750	-

43	Alam & Brothers	838, Kazipara, Begum Rokeya Sarani, Mirpur, Dhaka.	Md. Khorshed Alam	1,382,850	1,182,850
44	Alamgir Steel	169 Nawabpur Rd, Dhaka	Mr. Alamgir	200	80,360
45	Al-Amin Steel	Munshipara, Dinajpur, Bangladesh	Mr. Al-Amin	4,889,594	4,010,694
46	Al-Baraka (A0103)	New Eastern Housing, Mirpur, Dhaka, Bangladesh	Mr. Maruf	-	50,500
47	Al Baraka Enterprise	Siddirgonj, Narayangoj, Bangladesh	Mr. Maruf	473,512	573,352
48	Al-Baraka Steel (A0121)	34 Sector- 6, Alaul Avenue Road, Uttara, Dhaka. Cell-01849-751202	Mr. Maruf	(200,000)	-
49	Al Faruque Bags Ltd (A0079)	Shikor Santahar, Bogra, Bangladesh	Mr. Faruque	(41,875)	-
50	Al-Habib Steel(A0178)	Plot-8, Block-B, Sonargaon Janapath Road, Chandalgov, Turag, Dhaka-1230.	Md. Kamal	3,214,950	2,632,172
51	Al Haj Mostafa Kamal (A0215)	Charagali, Tongi, Gazipur, Bangladesh, Bangladesh	Mr. Mostafa Kamal	-	298,200
52	Alif Enterprise	House No-76, North Adabor Bazar, Adabor, Dhaka.	Mr. Alif	(1,060)	-
53	Ali Steel House	9, Zindabazar (Near Babu Bazar Boat Terminal) Kotowali, Dhaka 1212	Mr. Ali	(2,680,000)	(319,815)
54	Alkes Commissioner (A0080)	Auchpara, Tongi, Gazipur, Bangladesh	Mr. Alkes	415,000	94,000
55	Allah Bhroshta Traders (A0221)	Tongi Bazar, Tongi, Gazipur, Bangladesh	Mr. Taslim Ahmed	-	2,964,400
56	Al - Madina Furniture	165/A/1, Tejkunipara, Tejgaon, Dhaka 1215, Bangladesh	Mr. Tasfeen	(234)	-
57	Al-Modina Jame Masjid(A0031)	Ibrahimpur, Kafrul, Dhaka, Bangladesh	Mosjid Committee	149,425	86,547
58	Al Modina Traders(A0047)	Natore Sadar, Natore, Bangladesh	Mr. Rakib Uddin	(1,973)	-
59	Alomgir	Tongi, Gazipur, Bangladesh	Mr. Alomgir	-	180,000
60	Alom Steel(S0110)	Pubail Road, Tongi, Gazipur, Bangladesh	Mr. Alom	1,000	63,640
61	Alpha Steel(A0128)	Satrasta Mor, Tejgaon, Dhaka, Bangladesh	Mr. Joynal	(1,070,625)	(630,456)
62	Alta Syndicate	Nogaon Road, Santahar, Bogra, Bangladesh	Hazi	28,684,203	84,263,319
63	Al- Watan Garden(A0049)	Stakhira Sadar, Satkhira, Khulna, Bangladesh	Mr. Ruhul	70	-
64	A & M Architec	17/C, Panthopath, Dhaka, Bangladesh	Mr. Suruj Uddin	277,900	162,970

65	Amena & Co.	Karasur, Mohammadpur, Dhaka, Bangladesh	Mr. Musa	169	-
66	Amin Trading	2 No, Shonaray Road, Sestor Uttara, Dhaka, Bangladesh	Mr. Amin	926,613	878,613
67	Aminul Islam (A0097)	Adabor, Shamoli, Dhaka, Bangladesh	Aminul Islam	-	140
68	Aminul Islam Banija	Kazipara, Mirpur, Dhaka, Bangladesh	Aminul Islam	464,200	463,480
69	Aminul Islam Rana	Sherapara, Mirpur, Dhaka, Bangladesh	Aminul Islam	220	-
70	Amtranet Group	8th Floor, Maa Tower, K. B. M Road, Tongi Industrial Area, Gazipur 1710, Bangladesh	Mr. Adnan	(1,169,250)	672,125
71	Anan Enterprise (0104)	1706, Rayerbag Bus Stand Road, Dhaka	Mr. Anan	(940)	-
72	Angina Enterprise (A0033)	Hasnabad, Narayangonj, Bagladesh	Mr. Motin	(170)	-
73	Anondo Timba Complex	1245, East Monipur, Begum Rokeya Sharani, Mirpur, Dhaka-1216, Bangladesh	Mr. Anondo	2,600	-
74	Anowara Enterprise(A0060)	Hazi Gofur Ali Super Market, Hazrat Shah Kabir Mazer, Konabari, Gazipur, Bangladesh	Mr. Sanowar Hossain	23,800	-
75	Anower Enterprise	Kalshi Road, Mirpur-12, Dhaka, Bangladesh	Mr. Anower	537,400	597,563
76	Anower & Sons	Progati Sarani, Badda, Dhaka, Bangladesh	Mr. Anower	38,860	-
77	Ansar Ali (A0160)	Notun Bazar, Badda, Dhaka, Bangladesh	Ansar Ali	(2,500)	-
78	ANZ Propertise(A0137)	Project #20,Road#119, Gulshan, Dhaka, Bangladesh	Mr. Sabbir	3	-
79	Apon Traders	Feroza Center (1st Floor) Suite 205-206, 42/A/2, Hatkhola Road, Tikatuli, Dhaka, Bangladesh	Mr. Apon	42,500	67,500
80	APS Aperial Ltd.(A0180)	106 East Faidabad, Dakkhinkhan, Dhaka, Bangladesh	Abdus Salam	339,900	369,900
81	Arafat Enterprise (A0100)	11, B/B, 2nd Colony, Mazar Road, Mirpur- 1, Mirpur, Dhaka 1216, Bangladesh	Mr. Arafat	498,000	408,000
82	Arafat Enterprise (A0200)	Banehswar Bazar, Puthia, Rajshahi, Bangladesh	Mr. Arafat	63,870	77,870
83	Arafat Trading (Khulna)_A0059	Shiromoni Bazar,Khulna, Bangladesh	Mr. Arafat	(19,200)	844,700
84	Arakan Traders	15, B/B, 2nd Colony, Mazar Road, Mirpur- 1, Mirpur, Dhaka 1216, Bangladesh	Mr. Arakan	1,000	36,000
85	Architectural & Structural Ltd(A0031)	EL Centre, 29, West Panthapath,, Bir Uttam Kazi Nuruzzaman Road, Dhaka 1205	Mr. Noman	(4,600)	(6,200)
86	A.R.Construction (A0081)	Pagar,Tongi Area,Gazipur, Bangladesh	Mr. Rajib	(3)	-

87	ARC Steel Corporation (A0092)	Koddarmor Main Road, Sirajgonj, Bangladesh	Mr. Prodip	19,068	12,941
88	Arif Enterprise	House- 52, Section- 11, Block- C, Avenue- 5, Road- 2, Pallabi, Mirpur, Dhaka, Bangladesh	Mr. Arif	253,649	176,379
89	Artistic Properties Ltd. (A0213)	House No:04, Road No:07, Sector/Block:03, Uttara West, Dhaka, Bangladesh	Mr. Jahangir	-	2,500,000
90	A R Traders	Kaligonj Bazar Road, Keraniganj, Bangladesh	Mr. Main Uddin	(3,600)	-
91	Asha Enterprise (A0054)	House 67, Shah Makdum Avenue, Sector-12, Uttara, Dhaka, Bangladesh	Mr. Samsul	727,620	584,453
92	Asha Uniq Plaza (A0074)	Ahsa Uniq Plaza Hosen Market, Tongi, Gazipur, Bangladesh	Mr. Samsul	(652,630)	(428,973)
93	Ashiana Properties Ltd(A0041)	279/3/K Matikata Rd, Dhaka, Bangladesh	Abdul Motaleb	(87,800)	(57,580)
94	Ashraf Fakir (A0170)	Charagali, Tongi, Gazipur, Bangladesh	Mr. Ashraf Fakir	(160)	-
95	Aslam Hosen (A0195)	Kamarpara, Uttara, Dhaka, Bangladesh	Mr. Aslam Hosen	(170)	-
96	Asma Akther (A0048)	Kamarpara, Turag, Dhaka, Bangladesh	Mrs. Asma	(276)	-
97	Asraf Iron Store (A0011)	Narail, Jessore, Bangladesh	Mr. Asraf	8,122	7,516
98	Asraf Traders (A0190)	Mukter Bari Road, Tongi, Gazipur, Bangladesh	Mr. Asraf	(84,202)	-
99	Asraf Uddin (A0202)	Diyabari, Uttara, Dhaka, Bangladesh	Mr. Asraf Uddin	(498)	-
100	Ataur Construction(A0040)	Toma Tower77/1, Kakrail, Dhaka-1217, Bangladesh	Mr. Ataur	(209,000)	-
101	Ataur Rahman (A0090)	Konabari, Mouchak, Gazipur, Bangladesh	Mr. Ataur rahman	500,000	415,798
102	Ataur Traders	Diabetic Hospital More, Uposha, Dinajpur, Bangladesh	Mr. Ataur	1,279,140	1,314,340
103	Atior Rahman(A0160)	Bowniya Bazar, Bowmiya, Turag, Dhaka, Bangladesh	Atior Rahman	(250)	-
104	Atique Enterprise(A0124)	24 Islambag, Lalbag, Dhaka, Bangladesh	Mrt. Atique	114,111	144,331
105	ATM Builders	Auronima Tower, Auchpara, (Hazi Md.joinul abden Road), Tongi, Gazipur, Bangladesh	Mr. Shihab Uddin	(450)	(1,198)
106	Aurna Corporation (A0076)	Khukni Doulotpur, Belkuchi, Sirajgonj, Bangladesh	Mr. Johir	(400)	-
107	AWR Real Estate	House# 09, Road# 25/A, Block-A, Banani, Dhaka, Bangladesh	Eng. Abdul Haider	1,132,063	723,063
108	Aziz Vila (A0030)	Abdullahpur, Uttara, Dhaka, Bangladesh	Mr. Aiz	(400)	-



109	Bablu & Brothers	Shantinagar, Malibug, Dhaka, Bangladesh	Mr. Bablu	1,500	2,150
110	Babul & Brothers	27, Station Road, Khulna, Bangladesh	Mr. Bablu	1,010	523,010
111	Babul Miah (B0031)	College Gate, Tongi, Gazipur, Bangladesh	Mr. Babul Miah	(50)	-
112	Bachhu Mia Complex(B0056)	322, Ibrahimpur Bazar, Kafrul, Dhaka, Bangladesh	Md. Bachhu Mia	650	-
113	Badal & Sons(B0070)	617, Begum Rokeya Saroni (Kazipara), Dhaka-1216, Bangladesh	Mr. Badol	216,900	176,900
114	Badiul Alam	Road# 02, Sec-10, Uttara, Dhaka, Bangladesh	Mr. Badiul	398,380	538,380
115	Baharul Islam	Uttara House Building, Uttara, Dhaka, Bangladesh	Mr. Baharul	432,200	592,200
116	Badrul Amin B0052(TR)	Baitul View Tower (11th Floor), 56/1, Topkhana Road, Dhaka 1000, Bangladesh	Mr. Badrul Amin	1,077,000	423,479
117	Bando Eco Apparels(B0048)	Uttar Kaundia, Amin Bazar, Savar, Dhaka, Bangladesh	Mr. Shohidul	100	-
118	Bangladesh Builders	Uttara, Khalpar, Uttara, Dhaka, Bangladesh	Mr. Abir Uddin	616,425	786,425
119	Bangladesh Politechnical Inst.	Shahid Tajuddin Ahmed Sorony, Tejgaon Industrial Area, Dhaka – 1208, Bangladesh	Mr. Moniruzzaman	505	-
120	Bangladesh Steel Agency(B0010)	Holding no-96, Road-Shahid Nazrul Islam Sharani, Purana Paltan, Dhaka, Bangladesh	Mr. Saif	251,647	381,647
121	Bangladesh Steel (B0059)	UttaraSonargaon Jonopath Road, Dhaka, Bangladesh	Mr. Saif	104,323	(218,240)
122	Bangladesh Steel Corporation	102 Kazi Nazrul Islam Ave, Dhaka 1215, Bangladesh	Mr. Adib Asif	635,384	335,384
123	Bangladesh Trade(B0062)	407, Tejgoan Industrial Area Dhaka 1208, Bangladesh	Sadman Sakib	342,350	415,800
124	Bank Valley (B0086)	Sky View Trade Valley, Holding No: 66/1 (1st Floor), VIP Rd, Dhaka, Bangladesh	Mr. Yousuf	-	2,500
125	Barik Brothers(K)	617, Begum Rokeya Saroni (Kazipara), Dhaka-1216, Bangladesh	Mr. Barik	746,519	447,124
126	Barisal Cement	Road no 33, Shop#12, Rupnagor, Mirpur, Dhaka-1216, Bangladesh	Mr. Razibul	1,382,396	745,896
127	Barishal Steel Corporation	Road no 33, Shop#12, Rupnagor, Mirpur, Dhaka-1216, Bangladesh	Mr. Nannu Miah	764,737	768,712
128	B.A.T Complex B0066	S A Complex, Bir Uttam Rafiqul Islam Ave, Dhaka 1212, Bangladesh	Md. Aklas	975	-
129	Beauty Trading	Haji Abdus Sattar Plaza, Noyabari, Vatar. 100ft Road, Madani Avenue, Natun Bazar, Dhaka 1212, Bangladesh	Mr. Badrul Ahasn	3,000	-
130	Beg & Brothers	407, Tejgoan Industrial Area, Dhaka, Bangladesh	Mr. Beg	(240,647)	(440,647)

131	B.G Corporation	21/1, Zikatola, Dhaka-1209, Bangladesh	Mr. Badsha	813,437	1,746,857
132	B.G Corporation(Beribad)	27/2,Beribad, Sonatongor, Hazaribag, Dhaka, Bangladesh	Mr. Badsha	468,260	(157,740)
133	Bhai Bhai#02	Bogra Police Line, Bogra, Bangladesh	Mr. Khokon	(687,705)	2,390,795
134	Bhai Bhai Construction (B0063)	290/1, Ibrahimpur Bazar Road, Dhaka Cantt., Dhaka 1206, Bangladesh	Mr. Khokon	-	(2,898,000)
135	Bhai Bhai Ent(Pubail)	Pubail, Gazipur, Bangladesh	Mr. Khokon	1,217,557	1,215,557
136	Bhai Bhai Trade	Ba-95, C-5, South Badda Bazar, Dhaka 1212, Bangladesh	Mr. Khokon	890,175	(3,482,345)
137	Bhai Bhai Traders(Khulna-B0055)	4 No Shibpur, Nalua Bazar, Chitalmari, Bagerhat, Khulna, Bangladesh	Mr. Khokon	904,000	4,381,800
138	Billah Traders (B0088)	Mirpur-01, Dhaka, Bangladesh	Mr. Billah	-	670,200
139	Bishawjit Enterprise	Sonargoan Jonopath Road,Uttara, Dhaka, Bangladesh	Mr. Bishawjit	355,900	347,906
140	Bismilla Enterprise (Mongla) B0068	Mongla, Khulna, Bangladesh	Mr. Shohel	(8,500)	-
141	Bismillah Engineering(B0067)Tr.	160 Green Rd, Dhaka 1205, Bangladesh	Mr. Biplob	311,703	286,703
142	Bismillah Steel House	188/1 Ganaktuli Rd Dhaka 1205 Ganaktuli Rd, Dhaka 1205, Bangladesh	Mr. Morshedul Jahan	888,000	370,780
143	Bismillah Traders Tongi (B0013)	Ershadnagar, Tongi, Gazipur, Bangladesh	Mr. Ramjan Ali	(166,000)	(102,780)
144	Bismillah Trading Cor.(B0025)	Pirojpur, Borishal, Bangladesh	Mr. Al-Amin	(1,494)	-
145	Bismilla Traders (B0021)	Tongi, Gazipur, Bangladesh	Mr. Yonus Ali	197,490	821,890
146	Biswanath Shaha	Mathbor Bari Road, Bawniya, Turag, Dhaka, Bangladesh	Mr. Biswanath Shaha	(8,750)	-
147	B.M Traders	319/320(2nd floor), Jahed plaza, 30 Avenue Gulshan, Dhaka 1212, Bangladesh	Mr. Manjarul Rony	(998)	-
148	Boby Kaligong(B0059)	Kaligonj, Bangladesh	Md. Osman	13,750	-
149	Bogra Enterprise	Sonargaon Janapath Road, Sec-15, Uttara, Turag, Dhaka, Bangladesh	Mr. Shajahan	(10)	-
150	Boishaki Traders (B0022)	Abadpukur, Raninagar, Naogaon, Bangladesh	Mr. Monbin	(510,900)	(507,000)
151	Bokul Hossain(B0010)	Charagali, Tongi, Gazipur, Bangladesh	Mr. Bokul Hossain	(100,000)	-
152	Bondon Traders(B0073)	Uttara, Dhaka, Bangladesh	Mr. Shovu	9	-

153	Borhan Uddin Miah B0069	12 no Khalpar, Uttara, Dhaka, Bangladesh	Mr. Borhan Uddin Miah	200	-
154	Bozan Sarker (B0042)	Charagali, Tongi, Gazipur, Bangladesh	Mr. Bozan Sarker	150,800	50,800
155	Bravo Apparel(B0030)	PLOT-10,11,12. DAG NO-128, MOUJA-HIMERDIGE. GAZIPUR, 1710. Bangladesh	Md. Asraful Islam	17,244	88,829
156	Bricks & Bridges (B0051)	House # 46/A, Road# 11/A, Dhanmondi R/A, Dhaka-1209, Bangladesh	Md. Amir Ali	3,096	(1)
157	Brothers Steel (B0049)	Sirajgong Sadar, Bangladesh	Md. Dudu Miah	(586,350)	(2,040,903)
158	BS Traders	Kalshi Shangbadiq Coloney, Pallabi, Mirpur, Dhaka, Bangladesh	Md. Elias	(2,000)	(2,169)
159	Build Asia B0053	99 Kazi Nazrul Islam Ave, Dhaka 1215, Bangladesh	Md. Badol	1,378,500	1,438,800
160	Building Care Technology(B0038)	H# 486 (G F), R# 32, Road#31 New DOHS Mohakhali New DOHS, Mohakhali, Dhaka- 1206, Bangladesh.	Md. Fakrul Islam	28,151	(244,149)
161	Cement Center	35-A/2, Rokeya Swaroni, Senpara, Mirpur-10, Dhaka, Bangladesh	Gausur Reza	(578,940)	(524,931)
162	Central Motors(C0014)	Progoti Sarani, Merulbadda, Dhaka, Bangladesh	Mr. Joshim	-	(5,520)
163	Chaina Town	Borad Bazar, Tongi, Gazipur, Bangladesh	Md. Hamidul Islam	53,800	-
164	Champion Engineering	Mirpur-02, Dhaka, Bangladesh	Md. Imran	(19)	-
165	Chitra Impex(C0025)	10/3/1-Toyenbee Circular Road (2nd Floor), Motijheel C/A Dhaka-1000, Bangladesh	Mr. Durbo	(150)	-
166	Chowdhury Trading (Tr)	20, New Super Market, Baitul Mukarram, Dhaka 1000, Bangladesh	Mr. Chowdhury	12,196,899	9,746,899
167	Chunno & Co. (C0013)	Palton, Dhaka, Bangladesh	Mr. Chunno	(45)	-
168	City Trade (Pvt) Ltd	Suvastu Imam Square, 65 Gulshan Ave, Dhaka 1212, Bangladesh	Md. Jakirul Islam	75,000	25,000
169	Comilla Steel Corporation(C0010)	Tasbiha Plaza, Sonargaon Janapath road, Chandalgog, Turag, Uttara, Dhaka, Bangladesh	Mr. Kafil Uddin	332,000	382,000
170	Commerce Corner	Flat# 5B, House# 19, Road# 02, Uttara, Sector# 06, Dhaka-1230, Bangladesh.	Abdul Hai	(41,255)	-
171	Continental Traders (Shahabuddin Cont.)	House #71, Road#12, Sector#14, Uttara, Dhaka-1230, Bangladesh	Mr. Shahabuddin	98,150	56,745
172	Cont. Md. Masum Billa(C0019)	Kustia House Building, Kustia, Bangladesh	Md. Masum Billa	(507)	-
173	Cont. Wahudjaman (C0003)	Kalia, Narail, Jessore, Bangladesh	Mr. Wahudjaman	(10,196)	304
174	Creativity Ltd (C0011)	Basabo, Dhaka, Bangladesh	Mr. Salauddin Shuvo	(150)	-



175	Dada Engineering	40, Joymot Khan Road, Pagar, Tongi, 1710. Dhaka, Bangladesh	Mostak Ahmed Milu	265,691	507,191
176	Dada Enterprise	Tongi Station Road, Tongi, Gazipur, Bangladesh	Mostak Ahmed Milu	-	(241,500)
177	Das Traders (D0038)	Tangail Sadar, Tangail, Bangladesh	Subir Das	(1,853)	(3,053)
178	Debakor Roy	Purotan Bastan (Chokdeb), Bazar Road, Naogaon, Bangladesh	Debakor Roy	1,386,116	1,392,903
179	Decent Apartment (D0003)	Adabor, Mirpur, Dhaka, Bangladesh	Mr. Zafor Iqbal	(1,325)	-
180	Decent Housing (D0016)	Bashundhara R/A, Bashundhara, Dhaka, Bangladesh	Md. Altaf Hossain	-	(1,000)
181	Delower Hossain	Tongi Modhumita Cinnema Hall Road, Tongi, Gazipur, Bangladesh	Delower Hossain	(300,735)	(102,060)
182	Delwar Traders (TR)	Tongi Modhumita Cinnema Hall Road, Tongi, Gazipur, Bangladesh	Delower Hossain	303,000	103,000
183	Desh Energy Chandpur Power Con. Ltd (D0041)	Lotus Kamal Tower – One, 16th Floor, 57 Joar Sahara C/A, Nikunja 2, Dhaka 1229, Bangladesh	Mr. Limon	-	2,700,430
184	Dhaka Steel Corporation	B-38/3, Aricha Road, Dhulivita, Dhamria, Dhaka, Bangladesh	Mr. Ziko	123,670	83,670
185	Dhaka Trading	53, 11th Floor, Baitul Abed, Purana Paltan, Dhaka, Bangladesh	Md. Jony	-	(1)
186	Dhali Propertise	House#136, Shankor, Dhanmondi, Dhaka, Bangladesh	Mr. Dipok	(7,850)	-
187	Dhaly Construction Ltd.(D0007)	House#24, Road#2, Nikunja-2. Dhaka, Bangladesh	Mohaimin Al-Razi	634,244	5,615,684
188	Digital Destination	Ka/212/14, Khilkhat, Namapara, Bangladesh	Md. Mehdi Rana	(591,448)	(551,448)
189	Dipok Kumar Dev	Sharisahati more, Chakdev, Naogaon, Bangladesh	Dipok Kumar Dev	11,100	18,950
190	Dipon Infrastructure Services Ltd (D0010)	Rangs FC Enclave, plot-6/A (10th fl), Road- 32, Gulshan Avenue, Dhaka, Bangladesh	Mr. Dipon	(18,300,000)	(3,675,000)
191	Dird Composite	Faruk Rupayan Tower (12th, 13th & 16th Floor), 32, kamal ataturk avenue, Banani Dhaka-1213, Bangladesh	Mr. Kafi	935,897	935,237
192	Doric Design & Development (D0014)	Panthpath, Rasel Squire, Dhaka, Bangladesh	Mr. Shopon Saha	(660)	-
193	Dr. Muktadur Rahman (D0039)	Tongi Station Road, Tongi, Gazipur, Bangladesh	Dr. Muktadur Rahman	-	256,650
194	Dui Bhai Enterprise	Plot No.6, Road No.9, Block-J, Baridhara, Vatara, Dhaka 1212	Mr. Shahid Borhan	788,575	763,950
195	Dui Bhai Enterprise(D0020)	Rajandapur Bazzar, Sreepur, Gagipur. Phone # 01718258891	Mr. Shahid Borhan	283,529	372,878
196	Easin (E0012)	Dokhin Khan, Uttara, Dhaka, Bangladesh	Mr. Easin	(24,625)	-

197	Eastern Steel	House No. 11, Road No. 2/E, Block - J, Baridhara, Dhaka-1212, Japan School Rd, Dhaka 1212	Ahsan Habib Jewel	85,349	-
198	Eathan Enterprise(E0009)	Naogaon, Bangladesh	Mr. Komol	2,769,805	733,205
199	Edris Plaza(E0005)	Shop No-43, 82/4, Edris Super Market, Jatrabari, Dhaka 1204	Mr. Saifuddin	4,000	-
200	Ekbal & Brothers (E0020)	Tongi, Gazipur, Bangladesh	Mr. Ekbal	219,410	93,750
201	Electro Venture	Mumtaz Plaza (5th Floor), House#7, Road#4, Dhanmondi R/A, Dhaka - 1205.	Mr. Jibon	597,583	643,083
202	Elite Iron	South Avenue Tower(2nd Floor), Road-3, House-50, 7 Gulshan Avenue, Dhaka-1212, Bangladesh	Tarikul Islam Shohag	768,460	859,460
203	Elius Traders(E0014)	Chondra, Kaliyakore, Gazipur, Bangladesh	Kobir Uddin	206,050	201,400
204	Engineers Steel Cor.(E0007)	House# 50, Road#10, Uttara, Dhaka, Bangladesh	Mr. Abdullah	586	-
205	Engr. Md Shohidulla (E0017)	Uttara Model Town, Uttara, Dhaka, Bangladesh	Engr. Md Shohidulla	-	(339,500)
206	Engr.Saiful(E0008)	Hazicamp,Uttara, Dhaka, Bangladesh	Engr.Saiful	100	-
207	Eng. Sayed (E003)	Dokhin Khan, Uttara, Dhaka, Bangladesh	Eng. Sayed	486,650	350,836
208	Envoy Textiles Ltd. (E0023)	Valuka, Mymensingh, Bangladesh	Bedesh Badro	-	1,879,588
209	Ethen Enterprise (E0009)	Naogaon Sadar, Naogaon, Bangladesh	Romel Saiful	-	3,335,900
210	Euro Builders	BIDC Road, Joydebpur, Gazipur, Bangladesh	Imrul hasan	2,157,755	2,146,155
211	Fahad Enterprise	Sreepur, Gazipur, bangladesh	Mr. Fahad	75,140	200,800
212	Fahim Tower	Palton, Dhaka, Bangladesh	Mohammad Dulal	-	(102)
213	Faiza Enterprise (F0003)	Sunamgonj, Sylhet, Bangladesh	Milon Hossain	100,000	-
214	Faizer Enterprise (F0009)	Police Line, Kustia, Bangladesh	Amir Hamza	(100,000)	(96,000)
215	Farhad Hossain (F0017)	Tongi Bazar, Tongi, Gazipur, Bangladesh	Omar Ali	(51,750)	-
216	Far Holdings (F0011)	Mohammadpur, Dhaka, Bangladesh	Mr. Khalaque Raju	-	338,000
217	Fariha Steel Cor. (F0002)	Tasbiha Plaza, House-8, Sonargaon Janapath road, Chandalgog, Turag, Uttara, Dhaka, Bangladesh	Mr. Ramit Azad	412,000	459,250
218	Faruk Miah F0030	Tongi Station Road, Tongi, Gazipur, Bangladesh	Mr.Faruk Miah	(1,000)	-

219	Fazlul Haque Traders(F0004)	Plot: 1-2 & 4. Mirpur Road, Shyamoli, Dhaka-1207, Bangladesh	Mr. Fazlul Haque	287,482	247,482
220	Feraz Alom Foo31	Turag Chowrasta, Turag, Uttara, Dhaka, Bangladesh	Mr. Feraz Alom	(29,068)	(9,068)
221	Ferdousi Haque Reba (F004)	Hosen Market, Tongi, Gazipur, Bangladesh	Mrs. Ferdousi Haque	(24)	-
222	F H Traders (Tr)	72/b Malibagh Chowdhury Para, Dhaka 1219, Bangladesh	Mannan Talukder	20,664,966	20,264,966
223	Firoz Ahamed (F006)	Tongi Station Road, Tongi, Gazipur, Bangladesh	Firoz Ahamed	100	-
224	Five Star Developer Ltd. (F0018)	Progoti Sarani, Middle badda, Dhaka, Bangladesh	Mr. Shibli Rahman	-	(600)
225	Fm Engineers Associates	A12 Rowshan Tower (8th Floor), Panthapath, Dhaka-1205, Bangladesh	Eng. Sohidullah Sehab	-	136,200
226	FNA Cold Storage Ltd	Natore Sadar, Natore, Bangladesh	Abdul Malek	-	1,463,000
227	Friends Tower	27 Avoy Das lane, Dhaka 1203, Bangladesh	Mr. Sadek Hossain	83,770	103,770
228	Future Vision Developer	Tongi Station Road, Tongi, Gazipur, Bangladesh	Nur Nabi Raton	50	264,550
229	Galaxy Enterprise	Tangail Road. Chandona Chowrasta. Gazipur, Bangladesh	Mostaque Ahmed	9,900	-
230	Gazi Bangla Corporation (G0003)	37/2, Bir Protik Gazi Dastagir Road, Purana Paltan, Dhaka-1000	Sjol Krisna Pal	(950)	-
231	Gazipur Iron	Tangail Road. Chandona Chowrasta. Gazipur.	Jahangir Alam	1,297,872	1,136,722
232	Gazipur Metal(G0013)	Tongi Bazar, Tongi, Gazipur, Bangladesh	Kiron	219,260	126,560
233	Gazipur Traders	Vawal College, Tangail Road, Chandana Chowrasta, Gazipur.	Sanaton Kumar Saha	4,087,087	4,007,034
234	G.B.B.Ltd	Road 4, House 7, 5th Floor, Dhanmondi R/A., Dhaka 1205	Musabber Rahman	134,000	88,000
235	Generation Next Fashin's Ltd(G0023)	Ashulia, Savar	Dewan Al Mamun	376,000	3,096,000
236	General Steel Buildings (G0015)	Keranigonj, Dhaka, Bangladesh	Mahmudul Hasan	-	200
237	Generation Next Fashion's Ltd (TR)	House-348, Road-05, Baridhara DOHS, Dhaka, Bangladesh	Mr. Tanjil	3,028,000	(57,000)
238	G H Steel Cor (G0022)	DOHS.Pollobi,Mirpur	Md. Nure Aloom	1,271,500	1,171,500
239	G.M.Javed Traders(G0031)	Banani Chairman Bari, Dhaka, Bangladesh	Mr. Javed	2,000	-
240	G.M,Javed Trading (Khulna) G0032	Khulna Sadar, Khulna, Bangladesh	Mr. Javed	(1,887)	(51,887)

241	G.M .Steel Agency	H-79, Block-L, Room No.8/9/10, New Airport Road, Dhaka.	Ramijul Haque	33,466,399	34,258,879
242	G.M. Traders	House#68, Block#D, Main Road, Badda, Dhaka-1212, Bangladesh	Rabiul Member	50,600	-
243	Gold Wing Builders(G0010)	House#21, Road#02, Block#B, Section#12, Pallabi, Mirpur, Dhaka.	Faisal Ahmed	587,365	487,365
244	Good Luck Engr. Co. (G0018)	Mirpur, Dhaka 1216, Bangladesh	Ujjal Das	-	(150)
245	Grand Properties	House # 135, Road# 13, Block#E, Banani, Dhaka-1212.	Md. Sharier	1,162,967	778,967
246	Greenbay Develop.(G0005)	House # 24-C (4th Floor), Road # 16, (Old-27), Dhanmondi, Dhaka-1209, Bangladesh	Syed Islam	-	2,100,000
247	Greenbay Develop.(G0005)	H-15,R-3,B-A,Mirpur-11 .	Galib Jashim	2,100,000	(60)
248	Greenland Builders Ltd (G0011)	Plot-34, Road-100, Gulshan-2, Dhaka	Abdullah Mamun	42,510	20,510
249	Green Traders	House-69, Block-C, Main Road, Aftab Nagar Project, Badda, Dhaka 1212	Tutul Hossain	604,006	619,006
250	Green Traders Co.(G0016)	House#69, Block#C, Main Road, Badda, Dhaka-1212.	Musfiqur Rahman	(506,300)	(226,300)
251	Gumti Textiles Ltd	Plot-1136, Shofipur, Kaliyakor, Gazipur, Bangladesh	Riadul Islam Razib	-	3,038,500
252	Gunjon Traders(G0002)	Shampur, Rangpur, Bangladesh	Shaffat Siddique	-	(2,200)
253	Hadia Trading(H0024)	Khajurtola ,Natore	Mr. Soaeb Sayeed	(17,050)	(21,550)
254	Hafes Traders(Tangail)	Tangail Biswo Road, Tangail, Bangladesh	Mr. Hafes	867,700	898,700
255	Hailm Enterprise	25/2,Kuril Progoti Soroni Gulshan, Dhaka, Bangladesh Phone # 8410234(0),8411097(R)	Mr. Halim	(223)	39,777
256	Hamana Traders	Hospital Road, Dinajpur-5200.	Mr. Hamana	166,366	261,366
257	Hamid & Sons(H0021)	Rangpur	Mr. Hamid	(3,900)	-
258	Hamid Traders (H0029)	Pabna Sadar, Pabna	Mr. Hamid	(1,842,700)	(6,529,200)
259	Hamid Traders (H0031)	20/2, BCC Road, Thatary Bazar, Dhaka 1203	Mr. Hamid	3,467,650	2,108,250
260	Hamza Apparels Ltd	House No. 32-D & E, Road No. 2, Sector No, 3, Uttara Model Town, Uttara, Dhaka,Bangladesh	Mr. Hamza	-	(9,686,925)
261	Hamza Chemical Ind. Ltd	House No. 32-D & E, Road No. 2, Sector No, 3, Uttara Model Town, Uttara, Dhaka,Bangladesh	Mr. Hamza	-	(6,590,475)
262	Hanif Enterprise (H0007)	Saver, Dhaka	Mr. Hanif	116,000	258,500



263	Hannan Enterprise	Sherpur Station, Bogra.	Md. Hannan	300	-
264	Hannan Traders(H0061)	Bogra Sadar, Bogra, Bangladesh	Md. Hannan Abir	299,580	155,580
265	Haque & Brother (H0042)	Sripur, Gazipur, Bangladesh	Mr. Haque	150	-
266	Haque Enterprise	Naogaon.	Mr. Haque	504,390	402,390
267	Haque Shabe (H0038)	Tongi Bazar, Tongi, Gazipur, Bangladesh	Mr. Haque Shabe	(1,750)	70,250
268	Haque & Sons (H0006)	Jhenaidha	Mr. Shahin Haque	3,000	53,000
269	Harun Enterprise (H0010)	Tangail	Mr. Harun	(3,575)	4,425
270	Hasan Ali Traders(H0063)	Tangail	Mr. Hasan Ali	250	100,250
271	Hasan & Associate Ltd.	5 Shaheed Shangbadik Salina Parveen Sarak, Boro Moghbazar, Dhaka	Sumon Hasan	2,840,342	2,432,342
272	Hasan & Sons	Plot-11, Block-C, Main Road Banosree, Rampura, Dhaka-1219, Bangladesh	Mr. Asraf Hasan	18,979,610	18,370,010
273	Hasmot Shajalal Enterprise	Kaan a sobur road, Daulatpur, Khulna, Bangladesh	Mr. Shajalal	-	(510,000)
274	Hasnabad Traders	Hasnabad	Mr. Kolimullah	(5,142,411)	761,019
275	Hasnat Traders (H0025)	Kaan a sobur road, Daulatpur, Khulna	Mr. Tanvir	388,000	674,000
276	Hayat Mahmud Faisal	Joshim Uddin, Uttara, Dhaka, Bangladesh	Mr. Foysal	(250)	(50,250)
277	Hazera Builders (H0005)	Mohammadia Housing td Mohammadia Housing Ltd.Dhaka, Dhaka-1207, Bangladesh	Golam Mowla	200	100,200
278	Hazi Ali Hossain	Turag Chowrasta, Turag, Uttara, Dhaka, Bangladesh	Mr. Ali Hossain	(415,000)	(94,000)
279	Hazi Jubayer & Sons(H0081)	Jamalpur Sadar, Jamalpur, Bangladesh	Mr. Jubayer	(21,635)	(4,635)
280	Hazi Siraj Khan	Manikdi, Bawniya Badh, Dhaka, Bangladesh	Hazi Siraj Khan	(250)	30,750
281	Hazi Traders	Maona Chowrasta Sreepur Road, Gazipur	Hazi Siraj Khan	380,000	284,000
282	Hazrat Shah Jalal Ent	Tongi Station Road, Tongi, Gazipur, Bangladesh	Mr. Sha Jalal	-	503,000
283	Heritage Real Estate (H0012)	160, Lake Circus, Kalabagan, Mirpur Road, Dhanmondi, Dhaka 1205	Abdullah Al-Baki	380,244	514,044
284	H.K Trading	Go 99/2, Progoti Shoroni Road, Middle Bada, Dhaka.	Mr. Tuhin	742,500	592,500

285	H.N.R. Corporation	Baitul Mokaddim Jame Moshjid Market, Rupnagar C/A, Pallabi, Dhaka-1216	Mr. Ayon	471,930	369,930
286	Holy Homes Real (H0030)	HOUSE : 121(3RD FLOOR), ROAD: 19A, BLOCK : E, BANANI DHAKA-1213	Munnaf Mridul	3,000	301,200
287	Homestead Real Estate Ltd.	Basundhara Road, Dhaka	Mr. Eskander	227,500	1,304,060
288	Homesteel Real State H0060	Bashundhara R/A, Bashundhara, Dhaka, Bangladesh	Maj. Lufor Habib	-	(217,560)
289	Honeyman Appt. Ltd (H0035)	Santinagar, Moghbazar, Malibug, Dhaka, Bangladesh	Md. Atiqul Islam	(600)	49,400
290	Honey Trade Center(H0080)	Tongi Station Road, Tongi, Gazipur, Bangladesh	Mr. Robin	(656,200)	(162,800)
291	Hossain Trading	44/K/1, Indira Road, Centureyrose (2nd Floor), Panthapath, Dhaka-1215.	Mr. Hossain	2,322,250	1,902,250
292	H.S.Engineering(H0068)	Ta 133/1A Middle Badda, Link Road, Dhaka 1212	Enr. Shakat Abedin	(152,400)	(102,400)
293	Huda Traders (H0013)	Khilkhet, Tanpara, Dhaka, Bangladesh	Md. Najmul Huda	-	200
294	Humayan Parvez(H0015)	Hotapara, Gazipur Cell: 01741 398 825	Mr. Humayan Parvez	22,500	2,500
295	Hyper Design	Plot No.83, Road No. 05, Block No. A, Mirpur-12.	Eng. Bokul	(9,919)	(608,919)
296	ICT Trading (I0017)	Atghoria, Pabna, Bangladesh	Mr. Prince	-	11,200
297	Imran Miah (I0014)	I0014 Imran Miah	Mr. Imran Miah	232,500	136,500
298	Imranul Islam Migha	Chitra Impex 32-Toyenbee Circular Road (2nd Floor), Motijheel C/A Dhaka-1000, Bangladesh	Shafiq Badol	(272,000)	(120,000)
299	Imtiaz Ahmed 0016	Plot# 09, Road# 11, Block# B Md.Pur, Dhaka, Bangladesh	Mr. Imtiaz Ahmed	-	76
300	Infratech Construction Company	MIDAS Centre (7th Floor), House No. 05, Road No. '16 (New) 27 (Old), Dhanmondi, Dhaka-1209	Eng. Rahmat	2,500,000	500,000
301	Innovation Consultants & Engineers (I0009)	Uttara, Dhaka	Mohammad Ullh	(2)	49,998
302	Inn Star Ltd	Plot No 50 23, 1213, Plot 7 Rd No 84, Dhaka 1212	Mr. Hannan	46,551	-
303	International Holding Ltd(I0002)	Purbachal Road, Khilkhet.	Eng. Asadullh	178,356	106,356
304	Iqbal Brothers (I0011)	Ganda, Savar, Bangladesh	Mr. Iqbal Hossain	287,800	296,200
305	Iqbal & Sons	University Mor,Mymensing, Bangladesh	Mr. Iqbal Hossain	188,818	236,818
306	Iqra Steel Corp.	Valuka, Tutpara, Mymensing, Bangladesh	Mr. Zahidul Islam	(2)	(47,710)



307	Islam Enterprise (I0022)	Uttar Badda, Dhaka, Bangladesh	Mr. Islam	-	80,000
308	Islamia Traders(I0007)	Natore	Real Chowdhury	(226,500)	(160,551)
309	Islami Bank Foundation (I0003)	Rangpur.	Abul Hossain	39,949	-
310	Islam Traders (I0005)	Iswardi, Pabna	Mr. Ismail Bepari	230,333	204,333
311	Ismail Bepari	Charagali, Tongi, Gazipur, Bangladesh	Mr. Ismail Bepari	250,250	240,750
312	I S R Plus (I0020)	Masimpur, Sirjagong, Bangladesh	Abu Taher	-	2,044,500
313	IV Rahman (I0001)	Haque Para, Chuadanga, Bangladesh	Mr. Hamid	56	47,056
314	Jahangir Alam(J0002)	Khalpar, Tongi, Gazipur, Bangladesh	Md. Jahangir Alam	(3,800)	-
315	Jahir Hosen(J0043)	Tongi estema road, Tongi, Gazipur, Bangladesh	Mr. Jahir Hossain	16,800	63,800
316	Jahirul Islam Beg	Faydabad, Uttara, Dhaka, Bangladesh	Mr. Jahurul	(5,700)	-
317	Jahurul Enterprise	45, Navana Tower Shopping Complex (11th Floor), Gulshan-1, Dhaka.	Mr. Jahurul	538,239	(3,478,161)
318	Jakir Enterprise (J0009)	43/R/9, Indira Road, Panthapath, Dhaka 1215	Mr. Jakir	173	48,173
319	Jaman Builders Ltd (J0016)	Khilgaon, Dhaka	Mr. Jaman	(1,500)	48,500
320	Jamshed Molla- (J0048)	Magura Thana Para, Magura, Bangladesh	Jamshed Molla	-	(2,600)
321	Jamuna Enterprise (J0047)	Mostofa Plaza, SS Road, Sirajgonj, Bangladesh	Md. Refat Hossain	-	2,120,700
322	Jamuna Future Park	Ka-244, Progati Sarani, Kuril, Baridhara, Dhaka-1229	Eng. Abu Sayeed	8,909,454	7,949,454
323	Janata Steel	283, North Ibrahimpur, Kachukhet Main Road, South Side of Sonali Bank, Dhaka Cantt., Dhaka 1206	Rezwanul Haque Rea	38,488	37,988
324	Jangir Traders (J0013)	Tongi	Mr. Jahangir	(500)	-
325	Jarin Enterprise	Ranabhola Main Road, Front of Union Parishad, Turag, Dhaka 1217	Md. Mahbubul Alam	(8,992)	(42,592)
326	Jasim Glass House(J0039)	H- 79, Shop- 9, Block- F, Zia International Airport Road Chairman Bari, Banani, Dhaka 1212	Mr. Jasim	(43,830)	(18,830)
327	Md. Nejam Uddin (Sales)	Banani	Md. Nejam Uddin	1,655,250	1,417,750
328	Jewel Enterprise(J0031)	Old Thana, Tin Potti Bazer, Kisorgonj	Mr. Jewel	-	1,000



329	J.H.Steel(J0030)	Hazaribug, Dhaka, Bangladesh	Md. Faruk Hossain	248,105	152,105
330	J K Enterprise (TR)	Amtoli, Mohakhali, Dhaka, Bangladesh	Mr. Apon	(65,921)	(85,921)
331	Joardder Construction (J0020)	Halishor, Sylhet, Bangladesh	Mr. Ohidul	-	588,500
332	Johura Steel	Gabtohi Bus Stand, Bogra, Bangladesh	Mr. Palash	629,500	488,500
333	Joint Venture Engr.(J0010)	House # 29, Shayesta Khan Avenue Sector # 04, Uttara, Dhaka-1230, Bangladesh	Babul Hossain	4,279,050	7,209,050
334	Joydeb Shah(J0012)	Singra Bazar, Natore	Mr. Joydeb Shah	367,425	369,225
335	Joy Enterprise	Najirpur, Pirojpur.	Mr. Joy	10,000	-
336	Julhas & Brothers (J0028)	Shoriothpur	Mr. Julhas	4,510	101,510
337	Juventus Sopan (JV0046)	Nangsori,CoxsBazar, Bangladesh	Mr. najmul Haque	-	1,560,000
338	Kabir Trade Centre	4/6, Holding- 50, Eastern Elite Center, Road- 9/A, Satmasjid Road, Dhanmondi, Dhaka 1209	Mr. Kabir	2,717,673	2,309,673
339	Kabir Traders (K0002)	Boilor Bazar, Trishal, Mymensingh, Bangladesh	Mr. Kabir	(350,000)	(150,000)
340	Kafi Uddin(K0055)	Auchpara,Tongi	Mr. Kafi Uddin	(180)	124,820
341	Kajol Traders(K0056)	9, B C C Road Thathariy Bazar, Nawabpur, Dhaka 1203	Mr. Kajol	145	(195)
342	Kalpo Traders	Mirer Bazar, Tongi, Gazipur, Bangladesh	Mohsin Islam	6,990	51,990
343	Kamal Ahmed	Charagali, Tongi, Gazipur, Bangladesh	Mr. Kamal	317,080	221,080
344	Kamal Auto Works(K0003)	Gazipur Chowrasta, Gazipur, Bangladesh	Mr. Kamal	(317,100)	41,900
345	Kamal Enterprise (K0070)	Uttar Auchpara,Tongi Area, gazipur, Bangladesh	Mr. Kamal	-	2,500
346	Kamrul Trading Corporation	Momanshahi Road, Hossan Market, Tongi, Gazipur.	Mr. Kamrul	240,000	97,500
347	Kandari Properties(K0047)	H.M Plaza, Plot # 34, Road # 2, Sector # 3, Suite # 9, Level # 8, Uttara, Dhaka-1230	Mr. Shafiqul Hossain	300	50,300
348	Kapatakkha Properties	Road#126/130, House#27, Flat#B/G, Gulshan-1, Dhaka-1212.	Eng. Shohah	694,587	514,587
349	Karim & Sons(K0046)	Tinpotti, Bogra.	Mr. Karim	13,266	3,266
350	Kazi Abdul Mannan(K0055)	Tongi estema road, Tongi, Gazipur, Bangladesh	Kazi Abdul Mannan	50	50,050



351	Kazi Enterprise	Joypurhat Boro Bazar, Joypurhat, Bangladesh	Mr. Hasan Yousuf	(310,200)	(338,600)
352	Kazi Enterprise(K0004)	Jhigatola Rd, Dhaka 1205	Mr. Hasan Yousuf	(362,950)	(8,487,875)
353	Kazi Lutfor Rahaman (K0069)	House 89, New Airport Road, Banani, Dhaka.	Mr. Lutfor Rahaman	-	(715)
354	Kazi Shakil K0019(Sales)	Soydana, Chaeragali, Tongi, Gazipur, Bangladesh	Mr. Baki	934,000	776,500
355	Kazi Steel Agency	Sakender Market, Road-Shahid Latif Road, Rail gate, Dhakshin Khan, Uttara, Dhaka.	Shah Newaz	126,043	23,043
356	Kbs Enterprise (Tr)	Ka#53/3-A, Biruttam Rafiqul Islam Avenue, Gulshan, Dhaka-1212.	Shams Arafat	-	(5,010)
357	Khadiza Enterprise	Abdukashem Khan Market, Rayer Bazar, Dhaka 1209	Ahsan Ullah	78	150,078
358	Khan & Brothers (TR)	Sankar Bus Stand, Dhanmondi, Dhaka.	Mr. Rimon	101,860,990	127,396,059
359	Khan Enterprise	17/A, East Rampura, Dhaka 1219	Majedul Haque	500	87,300
360	Khan Iron (TR)	9K-1, Arzu Sha Masjid Market, Saydabad, Dhaka 1100	Mr. Naim	113,331,774	132,902,931
361	Khan Steel	841, East Kazipara, Begum Rokeya Soroni, Kafrul, Mirpur, Dhaka-1216,	Mr. Sattar	344,440	349,840
362	Khan Traders (K0059)	26/Kha, Siddque Bazar, North South Road, Dhaka-1000, Bangladesh	Sohel Khan	(1,250)	310,150
363	Khan Trade System(K0044)	107, Motijheel, Dhaka.	Anowar Hossain	250,000	154,000
364	Khokon Traders (K0041)	Bhangura Bazar, Bhangura, Pabna	Fazle Roni	7,000	9,800
365	Khondokar Properties	Happy Rahman Plaza, Level #4, Suite #5, 25-27, Kazi Nazrul Islam Avenue Bangla Motor, Dhaka 1000	Eng. Akbar	378,000	(313,000)
366	Khondokar Traders-Khulna(K0012)	Raidoultpur, Khulna, Bangladesh	Mr. Khondokar	-	1,106,500
367	Khorshed Alam (K0058)	1636, East Goran, 9 No. Goli, Dhaka-1219.	Mr. Khorshed Alam	(326,850)	(224,850)
368	Khorshed Traders (K0030)	Jamalpur Bazar, Kaligonj	Mr. Khorshed	328,550	128,550
369	Khulna Sales Center	Khulna Sadar, Khulna, Bangladesh	Mahmudul Hasan	(148,550)	51,450
370	Kingdoms Builders	House-470, Road-31, DOHS, Mohakhali, Dhaka 1216	AB Siddique	1,802,011	1,418,011
371	Kismot Trading	Rajshahi, Road-Station Road, New Market, Rajshahi	Mr. Kismot	31,886,846	88,867,505
372	K M Enterprise (K0001)	Mirpur, Dhaka 1216	Yusuf Jubery	(443,925)	(513,825)



373	Knit Asia Ltd	Kashimpur Rd, Narsinghapur, Gazipur	Mr. Nijhor	329,787	129,787
374	Knit Industries Ltd (R0002)	Sreepur, Gazipur, bangladesh	Mr. Belal Ahmed	584,560	404,560
375	Kobir Iron Store	Shah Kabir Mazar Road, Uttara, Dhaka 1230, Bangladesh	Mr. kabir	(500)	49,500
376	Kohinoor Steel Corporation	Sector# 12, Road# Sonargon Janapath Road, H# 256 Diabari, Uttara, Dhaka-1230	Mr. Kohinoor	1,180,592	796,592
377	Konabari Traders	Tangail Road, Konabari Gazipur.	Mr. Runjo	27,608	107,608
378	Kowser Steel	Tongi estema road, Tongi, Gazipur, Bangladesh	Mr. Kowser	15,175	65,175
379	KSS Knit Composite (K0021)	House # 425 (4th Floor), Road # 4, DOHS, Mirpur, Dhaka - 1216. Telephone: 2-8840134	Rahmat Ullah	93,000	86,898
380	Kuddus & Sons	(Shagor Super Market Narshingpur) Ashulya EPZ Road Shavar, Dhaka,	Mr. Kuddus	1,233,676	758,676
381	Kuddus & Sons Rangpur(K0049)	Kotoali, Rangpur, Bangladesh	Mr. Kuddus	(587,200)	(585,200)
382	Lalin Store (L0004)	Singra, Natore	Mr. Lanin	630,923	(734,427)
383	Lear Hossain (L0003)	123, Kakril Road, Mouban Sper Market, Dhaka, Bangladesh	Lear Hossain	12,710	212,710
384	LN Trading	Dinajpur Road, Saidpur Nilphamary.	Md. Mobarak Hossain	287,100	1,742,100
385	Loknath Electric	Ghatail, Tangail, Bangladesh	Mr. Loknath	-	(50)
386	London City Enterprise (L0007)	11/2, Ka-54/3 Bashundhara Rd, Dhaka 1229	Mr. Sayem	(4,000)	(651,000)
387	Lutfor Rahman & Sons	Uttar Aouch Para Kha Para Road, Tongi Gazipur.	Lutfor Rahman	1,453,759	1,438,259
388	Maa Builders	234/8, Kachukhat Bazar, Near Tamman Compleax.	Asraf Zaman	6,430	156,430
389	Maa Enterprise	Kuniha, Boro Bari, Al Motin Market, Gazipur.	Mr. Touhid Hasan	(1,484,479)	1,930,021
390	Maa Enterprise(Nikonjo)	Road No-02, (West) Nikunjo-02, House # Kho/55/C, Khilkhet, Dhaka-1229.	Mr. Touhid Hasan	5,403,142	2,506,242
391	Maa Steel	Khilkhet, Tanpara, Dhaka	Safi Ullah	100,000	3,000
392	Maa Traders	Hemayetpur.	Amzad Hossain	1,982,238	2,271,838
393	Maa Traders(Mirpur)	2/2 Darus Salam, Mirpur, Dhaka-1216.	Amzad Hossain	456,900	916,200
394	Macca Trading	Rajshahi	Foysal Ahmed	38,000	288,000



395	Mahabub Rahman (M00400)	South Dottopara, Tongi, Gagipur	Mahabub Rahman	328,000	(95,000)
396	Mahabubul Alam	Charagali, Tongi, Gazipur, Bangladesh	Mahabubul Alam	(5,000)	45,000
397	Mahafuz Traders (M0045)	Nababgonj, Dinajpur	Mahafuz Traders	2,331,200	3,076,700
398	Mahbubur Rahman	Charagali, Tongi, Gazipur, Bangladesh	Mahbubur Rahman	(357,674)	67,326
399	Mahfuz Trading (M0191)	Bhuiyapara Road, Narayongonj	Mr. Mahfuz	(1,786,100)	(2,535,700)
400	Mahmud Enterprise (M0051)	Thakurgaon	Mr. Mahmud	6,300	3,500
401	M.A Irine	9/A, Malitola Lane, 1st Floor, English Road, Dhaka.	Mr. Sabuj	18,575	178,575
402	Malek Spining	(Titas Sp) 11/A, Mehnaj Mansoor Tower Road# 130, Gulshan-1, Dhaka. Bangladesh.	Md. Rashedul Islam	266,885	125,885
403	Mama Vagina Enterprise(TR)	25/C,(GF)Priangon R/A,Mazar Road,Mirpur,Dhaka-1216	Matlebur Rahman	143,335,341	155,335,059
404	Mamun Ahmed (M0037)	Tejkuni para, tejgaon, Dhaka, Bangladesh	Mamun Ahmed	(2,500)	-
405	Mamun Enterprise (M0193)	Shop No.311, Mukto Bangla Shopping Complex, Mirpur-1	Mr. Manmun	103,548	(52,253)
406	Manik Raton Trading (M0068)	Islam Market, Sonargaon Janapath, Nolvog, Turag, Uttara, Dhaka	Mr. Roton	1,312,200	892,200
407	Manik Trading(M0058)	Sirajgonj	Mr. Manik Ahmed	(6,175)	43,825
408	Mannan Steel	Mirpur-10, Dhaka 1216	Mr. Mannan	893,437	843,437
409	Mannan Trading	Chowdhury Para, khilgaon.	Mr. Mannan	573,950	285,950
410	Mark Builders Limited(M0072)	M0072 Mark Builders Limited 35/1, Sonargaon Road, (New 49 Bir Uttom C.R. Datta Road), 2nd Floor, Hatirpool, Dhaka	Eng. Emdad Hossain	(8)	79,992
411	Masud Ahmed	Solmayed Nagar, notun Bazar, Badda, Dhaka, Bangladesh	Masud Ahmed	611,789	(1,331,000)
412	Masud Enterprise(M0134)	64/2, Lake Circus, Kolabagan, Dolphin Lane, Dhanmondi, Dhaka 1205	Mr. Masud	21,000	611,789
413	Masud Traders (M0075)	Murapara, Rupgonj, Narayangonj	Mr. Masud	152,000	21,000
414	Masud Trading	Joydebpur, Chowrasta, Gazipur.	Mr. Masud	29,192	(72,808)
415	Matri Traders(M0162)	33/2, Pirebag, Mirpur, Dhaka 1216	Md. Jehan Uddin	(700,000)	(340,000)
416	Mayer Dua Enterprise M0178	House-56/8, Avenue-1, Block-A, Section-10, Mirpur, Dhaka 1216	Md. Jahid Rana	(275)	148,225

417	MBD Steel (M0093)	Uttara, Dhaka	Mr. Minhaj	(390)	99,610
418	Md.Helal Uddin(Uttara)M0174	Uttara Model Town, Uttara, Dhaka, Bangladesh	Md.Helal Uddin	50	-
419	Md. Mejo(M0010)	Tongi	Md. Mejo	(1,000)	-
420	Md. Shahidullah	Mirer Bazar, Majukhan, Tongi, Gazipur, Bangladesh	Md. Shahidullah	534,000	873,500
421	Meghna Agency	584/1, Shawrapra, Begum Rokya Shrni, Mirpur, Dhaka-1216.	Mr. Shopon	4,240,496	2,638,824
422	Meghna Steel	198, Uttar Goran Nobabi More, Khilgaon, Dhaka 1219	Mr. Tinku	(1,635,015)	(8,315)
423	Meghna Trade Associates(TR)	Agrabad, Chittagang, Bangladesh	Sajib Sad	81,747,385	60,890,481
424	Meharun Enterprise(M0153)	122, Hazaribagh, Dhaka-1209, Bangladesh	Mr. Meharun	(600)	101,400
425	Mehidi Steel	Garib-e Newaz Avenue, Plot#4&7, Sector# 13, Uttara, Dhaka-1230	Mr. Mehdi	765,608	345,608
426	Metcem Market Complex M0187	Konabari, Gazipur.	Md. Abdur Rahim	7,890	399,890
427	Metrocem Trade	Eunoos Center (Level-12), 52-53 Dikusha C/A, Dkaka - 1000	Md. Shahidul	5,470,872	4,732,232
428	M.H. Iron & Engi.	Vill: Bhabanipur, P.O; Boro Bhanipur, Kashimpur, Gaipur	Md. Habibur	1,006,530	683,490
429	M.H. Traders (M0020)	Shoriothpur	Md. Shamim	(1,000)	-
430	Mila Store	Fulbari Plaza, Santahar Road (Near LGED), Bogra,	Md. Shahalam	(1,710,737)	(1,210,737)
431	Milon Enterprise(M0009)	53/1, Joginagar Lane, Wari, Dhaka 1203	Mr. Milon	(500)	293,500
432	Milon Traders (M0033)	Ulipur Bazar, Kurigram	Mr. Milon	(44,800)	(532,000)
433	Mine Uddin(M0099)	House # 27/A, College Gate Road, Tongi, Gazipur, Bangladesh	Mine Uddin	154,875	106,875
434	Minhaj Trading(Pabna)	Central Girls School Complex, Thana Road, Pabna, Dhaka, Bangladesh 6600	Md. Minhaj	602,900	(632,000)
435	Mir Enterprise (M0053)	Sirajgonj	Mir Mahmud	100	-
436	Mitali Fashion	Barenda, Kashimpur, Gazipur, Bangladesh	Md. Osman Hossen	(15,880)	31,120
437	Mizan Trading	Ashulia-D.E.P.Z Road, Dhaka.	Md. Mian	(13,858,245)	(13,861,245)
438	Mizanur Rahman	House # 18, Road # 10, Sector # 10, Dhaka, Bangladesh	Mizanur Rahman	(835)	-

439	M.J. Steel	Sector # 12,Kalsi Road,Dhaka, Bangladesh	Md. Shawon Fakir	500	50,500
440	M.K Enterprise M0175	38/2, Ring Road, Shyamoli, Mohammadpur, Dhaka 1207	Md. Eqram	900	120,900
441	M.M. Brothers (M0015)	102, Station road, Khulna	Md. Didarul Alom	577,000	735,250
442	MM Enterprise	12-D, House No-19/37, Mirpur, Dhaka 1216,	Md. Alal	221,651	21,651
443	M. M Trading (M0070)	Shahid Rafique Sarak, Manikganj	Tarok Chandra Vodra	(21,972)	215,528
444	Mobarak Hossain (M0125)	House # 12, Tongi Station Road,Tongi,Gazipur	Mobarak Hossain	(1,840)	198,160
445	Modina Development (M0032)	Madina Square 64/A, Shahid Budhijibi Munir Chowdhury Sharak, Dhanmondi, Dhaka-1205, Bangladesh	Md. Riyhan Ali	-	630,960
446	Modina Enterprise	87, Khandoker Haji Ali Imam Market, Ashrafabad Road, Kamrangirchar, Dhaka 1211	Md. Riyhan Ali	67,000	66,700
447	Modina Polime (203)	Madina Square 64/A, Shahid Budhijibi Munir Chowdhury Sharak, Dhanmondi, Dhaka-1205, Bangladesh	Md. Riyhan Ali	-	900,000
448	Modina Steel Cor.(M0145)	720/24, Sopnonir Housing, Beribadh Tin Rastar More, Beribadh, Mohammadpur, Dhaka 1207	Md. Riyhan Ali	160	(147,250)
449	Modina Bagerhat(M0164) Traders	FLAT #27/A, FLOOR #4,BHUIYAN MANSION,6-MOTIJHEEL COMMERCIAL AREA,DHAKA-1000,BANGLADESH.	Md. Riyhan Ali	21,000	(279,000)
450	Modina Dinajpur(M0012) Traders	Birampur, Thana, Dinajpur.	Md. Riyhan Ali	283,222	653,422
451	Modina Trading	Madrasha Road, Kamrangirchor, Dhaka 1211	Md. Riyhan Ali	(2,392,060)	(1,523,794)
452	Modina Trading Babu Bazar(M0138)	5 Green Square, Green Road, Dhaka.	Md. Riyhan Ali	(649,200)	(547,200)
453	Modina Bosila(M0143) Trading	5 Green Square, Green Road, Dhaka.	Md. Riyhan Ali	(3,277,530)	(2,605,142)
454	Modina Trading Hazi Kayes(M0159)	5 Green Square, Green Road, Dhaka.	Md. Riyhan Ali	223,343	121,343
455	Modina Trading Home Dev.(M0163)	5 Green Square, Green Road, Dhaka.	Md. Riyhan Ali	(274,500)	(194,363)
456	Modina Trading Kamrangirchor(M0054)	5 Green Square, Green Road, Dhaka.	Md. Riyhan Ali	2,995,350	2,695,350
457	Modina Khalsi(M0142) Trading	5 Green Square, Green Road, Dhaka.	Md. Riyhan Ali	5,606,192	2,642,192
458	Modina (Lalbag)M0172 Trading	5 Green Square, Green Road, Dhaka.	Md. Riyhan Ali	(2,469,968)	(1,688,053)
459	Modina Narshingdi(M0160) Trading	5 Green Square, Green Road, Dhaka.	Md. Riyhan Ali	2,524,830	2,269,830

460	Modina (Pagla)(M0156) Trading	5 Green Square, Green Road, Dhaka.	Md. Riyhan Ali	2,956,213	2,156,213
461	Modina Purbachal(M0157) Trading	5 Green Square, Green Road, Dhaka.	Md. Riyhan Ali	(3,834,622)	(2,940,663)
462	Mohammad Ali (M0110)	14/3,Tongi Bazar,Gazipur,Bangladesh	Mohammad Ali	10	30,010
463	Mohammadi Steel Works Pvt. Ltd (M0136)	level 12, 199 Shahid Syed Nazrul Islam Sharani, Dhaka 1000	Md. Rasel Mia	21,394,218	15,406,538
464	Mohashina Enterprise	House # 22, Road # 17, Sector # 7, Uttara,Dhaka, Bangladesh	Md. Nurul Islam	78,120	30,120
465	Mohibul Islam	Road# 27, Gazipura, Tongi.	Mohibul Islam	(1,310)	238,690
466	Mojibor Rahman (Hasan) M0171	Tetul Jhora college road,Zirabo, Ashlia Savar, Bangladesh	Mojibor Rahman	(675,380)	(220,880)
467	Mojibur Enterprise	Tetul Jhora college road,Zirabo, Ashlia Savar, Bangladesh	Md. Mojibur	221,700	124,700
468	Mokbul Hossain (M0029)	Kunia Borobari, Tongi	Mokbul Hossain	(500)	435,250
469	Molla Enterprise(Tongi)	Datto Para, Near Islamia Madrosha, Tongi, Gazipur.	Md. Billal Hossain	(192,155)	107,845
470	Mollick Traders (M0101)	Singra, Natore	Md. Emran Hossain	(1,086)	622,314
471	Mollik Enterprise	260, Shahebpura, Mizmizi, Shiddhirganj	Md. Mollik	191,700	91,700
472	Momin Enterprise(M0008)	Shakhipur, Tangail	Md. Momin	424,000	888,400
473	Mominul Haque (M0198)	House # 17, Uttar Nakhalpara, Back Side of Prime Minister Office.	Mominul Haque	(50)	49,950
474	Mondol Febrics Ltd (M0144)	Nayapara,Khasimpur,Gazipur,Bagladesh	Moniruzzaman Sarkar	-	(38,250)
475	Mondol Group (M0071)	Siam Tower (9th & 10th Floor),Plot#15,Sector#13,Uttara New Model Town,Dhaka-1230,Bangladesh.	Moniruzzaman Sarkar	-	765,075
476	Mondol Hardware(M0141)	Kabirpur, Shimulia, Savar, Bangladesh.	Moniruzzaman Sarkar	-	(6,000)
477	Mondol Traders	Kalai, Joypurhat	Md. Obedul Mondol	1,771,810	(2,381,340)
478	Monir Hossain(Moo83)	Uttara, Dhaka	Md. Monir Hossain	5,800	(412,600)
479	Monopoly Properties Ltd (M0086)	House # 26, Road # 13, Sector # 4, Uttara, Bangladesh	Md. Mosarof Hossan	(2,720)	97,280
480	Monoronjon Shaha	House # 24/1, Cherag Ali Road, Gazipur, Bangladesh	Monoronjon Shaha	8,000	8,000
481	Moon Trade	23, Eastern Housing Main Rd, Dhaka	Md. Abul Kalam Azad	1,000	51,000

482	Moqbul Enterprise	Mirpur 817, Begum Rokeya Shamanic, shewrapara, Mirpur, Dhaka, Bangladesh.	Mr. Moqbul	-	200
483	Moqbul Hossain (M0107)	Mirpur 817, Begum Rokeya Shoroni, shewrapara, Mirpur, Dhaka, Bangladesh.	Md. Moqbul Hossain	-	(472,940)
484	Mosieur & Sons(M0061)	12-13, Rahaman Chamber (8th floor) , Dhaka-1000, Bangladesh	Md. Moshieur	3,386,653	1,274,049
485	Mostafa Construction (M0179)	House 39, Road 24, Gulshan 1, Dhaka-1212, Bangladesh	Mr. Mostafa	2,772,000	1,539,200
486	Mostofa Kamal(M0007)	Auchpara,Tongi	Mostofa Kamal	(174)	(298,374)
487	Mostofa (M0189)	House 39, Road 24, Gulshan 1, Dhaka-1212, Bangladesh	Mr. Mostafa	-	(608,550)
488	Motin & Brothers (M0062)	House # 17, Road # 11, Banani,Dhaka, Bangladesh	Mr. Motin Uddin	6,000	256,000
489	Moulana Enterprise	78 Kaderabad Mohammadpur, Dhaka, Bangladesh	Md. Motin	17,000	117,000
490	Moulovi Bazar Trade Centre (M0083)	78, Moulovi Bazer, Dhaka	Md. Delwar Hossain	(77)	49,923
491	Mow Constructions (M0202)	Chairman Bari, Banani,Dhaka, Bangladesh	Mr. Hannan	-	300
492	Mozid Jarina Foundation	Naria Road, Shariatpur.	Md. Mozid	576,000	276,000
493	M.P. Traders	Bongobondhu Sarak, Tinpotti, Boalmari Bazar, Farirpur.	Md. Abdur Rahim	1,344,805	694,805
494	M Rahman Builders	Mirpur 123, Rupnagar,Pallbi,Dhaka Bangladesh	M Rahman	-	(4,600)
495	Mr. Salim (M0080)	House # 13, Road # 7East Diabari, Uttara,Dhaka, Bangladesh	Mr. Salim	156,002	56,002
496	MS.Construction Shorbarah Kari	Planners Tower, 9th Floor, Room 9 & 13, 13/A Sonargaon Road, Banglamotor, Dhaka-1217, Bangladesh	Mr. Kadesr	138,600	36,600
497	MS Enterprise (M0115)	Modhupur Hospital, Moimonshing.	Mr. Moon	3,360	53,360
498	M.S. Trade Corporation	22/B, Topkhana Road, Dhaka 1000	Md. Saidul Islam	22,150	122,150
499	Mujahid Trading (M0028)	Jamalpur.	Md. Mujahid	4,481	400,481
500	Mujamel Haque Trading(M0128)	757, Maddha Manipur, Mirpur- 2, Dhaka 1216	Mujamel Haque	50	254,050
501	Muktadur Rahman (M0138)	House # 26, Tongi Station Road, Tongi, Gazipur, Bangladesh	Md. Mukter	54,600	(202,050)
502	Mukter Enterprise	Gazipura.	Md. Saidul Islam	(66,550)	345,450
503	Mumu Trade Int.	Century Arcade Opposite, Tropical Homes, Lift-6, (2nd Floor Asia Bank)	Md. Enamul Haque	2,685,443	2,185,443

504	Munna (M0023)	Milget, Tongi, Gaziur	Md. Roton	300	160,300
505	Munni(M0120)	Milget, Tongi, Gaziur	Md. Molla	(3)	99,998
506	Munsi Enterprise (M0013)	413, Nayanagar, Gulshan, Badda, Cocacola Road, Dhaka 1212	Md. Masum Munsi	221,100	121,100
507	Murad & Co	5-6 Forid Khan Plaza, Asraj Gate, Tongi Gazipur.	Md. Murad	123,485	24,485
508	Mutual Apparel (M0123)	190 Dewanpara, Dhaka Cantonment,Dhaka 1206, Dhaka Bangladesh	Pritish Chandra	-	406,000
509	Mutual Property Ltd	House#500/A,Road#07(4th floor),Dhanmondi,Dhaka, Bangladesh 1205	Pritish Chandra	-	787,400
510	Nabi Trading (N0028)	Hadi Mansion (3rd floor), 2 Dilkusha C/A, Dhaka-1000, Bangladesh	Md. Nabi	-	(430,000)
511	Nadia Enterprise	4/15-16, Elephant Road,Dhaka-1205, Bangladesh	Mr. Jubair	2,000	89,000
512	Nahar Steel (18081)	365/11, West Shewrapara, Mirpur, Dhaka 1216	Rezaul Bari	(480)	(230)
513	Najat Electronics (N0027)	Gulfesha Plaza(10th Floor), Suite O, 69,Outer Circular Road, Dhaka-1217, Bangladesh	Mr. Liton	800	85,800
514	Nakib Homes	Raykalibazar, Akkelpur, Jaypurhat.	Mr. Nakib	418,162	220,962
515	Nandonik Construction(N0057)	Kazipara, Mirpur, Dhaka.	Hasnuzaman	1,094,657	1,068,257
516	Nasir Tools (N0053)	Shop No. 38, Tongi Bazar, Gazipur, Bangladesh	Mr. Nasir	(90,000)	62,280
517	National Development Engineers	House # 10, Road # 90, Gulshan-2, Dhaka	Eng. Foyez	3,045,625	4,390,375
518	Nazma Villa(N0026)	Tongi, College Gate, Gaziur, Bangladesh	Mrs. Nazma	(1,200)	198,800
519	Nazmul Traders (N0010)	Earshed nagar. Cell: 01671636573	Md. Najmul	1,000	111,000
520	Nazneen (N0032)	Mohammadpur, Dhaka	Mrs. Nazneen	23	178,023
521	Nazrul Islam N0065	14, Uttarkhand, Dhaka, Bangladesh	Md. Nazrul Islam	550	220,550
522	Neel Kamol Propertise Ltd (N0052)	165/A, Mofizul Islam R/A, North Chasara, Chandma ri, Fatullah, Narayanganj. Cell: 01713043820	Mr. Komol	744,200	324,200
523	Neepex Accesories(N0044)	Pagla-delpara Road(khalpar) (Near to Khalpar Old Mosque), Kutubpur, Dhaka	Mr. Ridoy	-	124,200
524	Nekjahan Enterprise (N0017)	Old Dhaka, Dhaka-1100, Bangladesh	Mr. Ajmol	-	576,375
525	New Engr. Workshop (N0003)	Khulna Cell:01720-409598	Eng. Mohibiullah	440,000	140,000



526	New Eshan Steel	Plot#10, Road#4/5, Block#B, Kalshi Road, Section#12, Pollabi,Dhaka-1216 MOB: 01819231784	Mr. Ehsan	352,400	52,400
527	New Gazipur Iron	Shivbari, Gazipur. Phone:01911361932	Mr. Manik	518,000	419,000
528	New Kabir Enterprise(N0011)	Kanaikhali, Natore Cell: 01711378619	Md. Maksudur Rahman	391,900	135,850
529	New Kabir Trade Center H (K0061)	4/6, Holding- 50, Eastern Elite Center, Road- 9/A, Satmasjid Road, Dhanmondi, Dhaka 1209	Mr. Afsar	(2,550)	(121,210)
530	New M Chand Trading (Tr)	House # 103 Lane # 01, Baridhara, DOHS	Md. Mostafa Kamal	(1,726,719)	(312,000)
531	New Olympia (N0013)	New Olympia Textile, Nishatnagar, Milget Tongi, Bangladesh	Mr. Samad	592,660	(1,726,719)
532	New Rupali Enterprise	32/13, Sultangonj Hashem Khan Road, Raybazar, Dhaka-1209. Phone:01819249491	Mr. Salam	56,000	172,660
533	New Sultan & Sons	120/2, Nawabpur Road, Dhaka-1100, Bangladesh	Mr. Sultan	(2,000)	256,000
534	New Uttara Traders	104, Nawabpur Road, Imperial Super Market, Dhaka-1100	Mr. Tamzid	606	(2,000)
535	Nexisas Trading (Sonamgong)#N0030	Sunamgonj, Sylhet, Bangladesh	Mr. Siddik	373,700	606
536	Niaz Traders(TR)	154, Motijheel C/A, Dhaka-1000. 2 nd Floor, Room # 301-303.	Mr. Niaz	8,111,734	5,557,984
537	Nil Komol Properties	Mouchak Tower (12th floor), Suite # 1302, 83/B, New Circular Road, Dhaka-1217, Bangladesh	Mr. Komol	(287,580)	(184,580)
538	Nipu Enterprise	Nawabpur, Dhaka-1100, Bangladesh	Mr. Nipu	-	(10,100)
539	Nirman Biponi	Binnodgons Bazar, Fakirbasha more, Kopilmuni, Khulna.	Mr. Bulbul	(992)	-
540	Nirman Enterprise N0002	17, Hajrat Shahjalal Road, Konapara, Matuail, Demra, Dhaka	Mr. Romzan	(10,000)	90,000
541	N.N. Builders Ltd.(N0023)	Al-raji Complex, 166-167, Shahid Syed Nazrul Islam Sarani, Palatan, Dhaka-1000	Mr. Ajibur Rahman	159,750	59,750
542	Nokshi Homes Ltd	House# 6/1 (4th floor), Baitul ahsan, Block# A, Lalmatia, Dhaka-120 7, Tel: 02 8100610, 02 810 0611.	Abu Esa	305,000	230,000
543	Noor Corporation (N0067)	Plot-84, Block-J, Progoti Sharanee Road, Baridhara, Dhaka 1212	Mr. Noor	22,550	122,550
544	North Bangle Traders(N-0060)	Monir Building,Naogaon, 6500,Bangladesh	Mr. probal	-	119,600
545	Nourish Agro Ltd (N0054)	House # 39, Sonargaon Janapath Road Sector # 07, Uttara, Dhaka-1230	khurshed Alom	-	5,658,760
546	Nourish Feeds Ltd (N0058)	House # 39, Sonargaon Janapath Road Sector # 07, Uttara, Dhaka-1230	khurshed Alom	-	(4,729,860)
547	Nourish Gp Ltd	House # 39, Sonargaon Janapath Road Sector # 07, Uttara, Dhaka-1230	khurshed Alom	-	695,500



548	Nourish Poultry & Hatct (N0064)	House # 39, Sonargaon Janapath Road Sector # 07, Uttara, Dhaka-1230	khurshed Alom	-	1,866,700
549	Nova Enterprise	M/S Banglabesh Steel, 1 Kelomitter Bahaddarhat Chittagong. Phone:2855511/01195064622	Md. Mintu	222,574	119,574
550	Novelty (N0073)	H # 18, Gausul Azam Avenue, Quantum Mostafa Tower, Sector-13, Uttara, Dhaka-1230	Mr. Litu	-	(19,000)
551	Nur Hossain(N0033)	House 3 17, Road # 11, Sector # 7, Dhaka, Bangladesh	Nur Hossain	400	220,400
552	Nur Md. Bhuiya(N0062)	Jamgora, Fantasykingdom, Ashulia, Savar.	Nur Md. Bhuiya	500	390,500
553	Nur Steel Corporation	86/1, Inner Circular (V.I.P) Road, 4th Floor, Naya Paltan, Dhaka-1000, Bangladesh	Md. Nur	-	912,500
554	Nurul Haque(N0019)	College Gate, Tongi, Gazipur, Bangladesh	Nurul Haque	(2,000)	198,000
555	Nurul Islam Khan (N0020)	Kamarpara, Turag, Dhaka, Bangladesh	Nurul Islam Khan	(1)	120,000
556	Ocean Enterprise (O007)	House # 08, Road # 01, Block - F, Flat # 302,Banani, Dhaka - 1213,Bangladesh.	Mr. Niyamot	-	37,988
557	Okhil & Brothers (O0004)	Boro Bazer, Mymansing	Mr. Okhil	82,000	30,000
558	Olympia Moshjid (O0005)	New Olympia Textile, Nishatnagar, Milget Tongi, Bangladesh	Mosjid Committee	93,750	353,750
559	One Propertise Ltd	Project No-258, Firee School Strat Kathal Bagan, Dhaka. Cell:01675-279510	Mr. Sadek	2,836	212,836
560	Onima Enterprise (O0002)	Old Dhaka, Dhaka-1100, Bangladesh	Mr. Monnaf	360,900	260,900
561	Pabna Iron	Stodium Iron Market, Sopura Rajshahi. Phone:761371	Md. Shishir	51,837	266,437
562	Pacific Traders(TR)	66b1 Maulana Bhasani Hocky Outer Stadium Market,Dhaka, 1000,Bangladesh	Mr. Prabon	150,212,364	128,187,196
563	Padma Associate & Engineering (P0024)	House # 33, 2nd Floor, Road # 4, Dhanmondi, Dhaka-12010, Bangladesh	Eng. Kalim	-	(1,290,000)
564	Padma Corporation (P0019)	Bosila, Mdpur Cell: 01778646721	Md. Gafur	2,075,000	1,775,000
565	Pal & Sons (P0005)	Kashiani, Gopalganj. Cell:01711374140/01879649525	Mr. Sojol Pal	(88)	124,913
566	Paradise Steel House	371, DIT Road, East Rampura, Dhaka-1219, Bangladesh	Md. Alom	(4,100)	195,900
567	Paramount Tex	Chaklader House (Level-6), House no#22, Road#113/A, Gulshan-2, Dhaka-1212. Cell# 01730098670	Md. Shahin	407,032	207,032
568	Peace Valley	Baitul Khair, Purana Paltan, Dhaka- 1000, Dhaka, Bangladesh.	Mr. Sonjoy	(16)	149,984



569	PF. Corporation (P0037)	22, Kemal Ataturk Avenue Suite #6A-B, Banani, Dhaka-1213, Bangladesh	Mr. Akramul	-	80,001
570	Piter Corporation	Pagar, Tongi, Gazipur. Cell:01916-666651	Mr. Piter	(1,885)	118,115
571	Populer Enterprise	Tanvir Complex, Middle Gazirchat, D.E.P.Z Raod, Adhulia, Dhaka. Phone:7789977	Mr. Billah	2,110,977	1,810,977
572	Posh Footwear Ltd (P0011)	Gorgoria Master Bari Bazar, Gilarchala Road, Sreepur, gaipur-1740, Bangladesh	Mr. Jamal	1,285,500	785,500
573	Prachir Developer	House#7 (3rd Floor), Road#13(New), Dhanmondi, Dhaka-1207. Cell:01616-165053	Eng. Hamidul Islam	100	220,100
574	Prantik Propertise Ltd.	123/7, Bijoy Shoroni Link Road ,Tejgaon,1215	Mr. Saidul	(32,500)	149,650
575	Prime Corporation (P0021)	1 Ananda Mohan Das Lane, Farashgonj B K Das Rd, Dhaka 1100	Mr. Aman Ullah	(43,700)	6,300
576	Prime Steel	530, Eastern Housing Main Rd, Dhaka	Md. Yasin	58,500	7,500
577	Prime Sweater	Pubail, Mirer Bazar, Mobile: 01712094752, 01818811229	Md. Zinnat	514,004	214,004
578	Prince Enterprise (P0010)	Goaltek Salma Market, Dhakhin Khan, Dhaka 1230 Cell-01712-576549	Md. Prince	(629,300)	(626,500)
579	Prince Properties	House#357, (Ground Floor), Road#27, DOHS (New), Mohakhali, Dhaka. Phone # 01675007321	Mr. Prince	628,800	228,800
580	Prio Trading	Station Road, Gorhonda, Rajshahi. Phone # 01711573432	Md. Nakib	5,478,276	457,076
581	Progoti Trading	Plot- 8, Sec- 6E, Block- Kha, Road- 1, Mirpur- 10, Dhaka 1216	Md. Gias	7,583	8,983
582	Prominent Engineering P0031	House # 430, (3rd Floor), Road # 30, Mohakhali DOHS, Dhaka-1212,	Mr. Ranju	-	(8,000)
583	Q N Islam (Litu)	Phone # 017130006762	N Islam	638,902	238,902
584	Rabeya Trade	Badail Dokkhinpara, Shajhanan Super market, Jamgora uttarpara, Ashulia. Cell:01724-303737	Mr. Arafat	578,800	577,800
585	Rabin Printing	BSCIC, Tongi	Md. Mridul	290,380	94,380
586	Radiant Engeering	Park West, Level-5, Suite-B/4 37, Suhrawardy Avenue Baridhara, Dhaka-1212, Bangladesh	Mr. Sadekul	-	(650,600)
587	Radwon Enterprise (R0049)	27, Chowrasta, Tongi Gazipur. Cell: 01711110646	Mr. Radwon	300	2,300
588	Rafeea Construction (R0019)	28 Sonargaon Janapath, Dhaka 1230	Eng. Arafat	14,840	(1,029,160)
589	Rafi & Brothers	House no-19, Road no-01, Block-Ja, Gulshan-01, Dhaka, Bangladesh	Mr. Rafi	318,000	150,000
590	Rafi Enterprise (R0052)	Tongi, Gazipur	Mr. Rafi	(380,000)	(382,701)



591	Rafiq & Brothers	Baitul Abed, (5th Floor), 53 Purana Paltan, Dhaka-1000, Bangladesh	Mr. Rafiq	1,281,900	1,297,900
592	Rafique Sajjad	House # 32, Road # 9, Sector # 9, Uttara, Dhaka, Bangladesh	Mr. Rafique Sajjad	517,500	217,500
593	Rafiqul & Brothers (R0091)	85/A New Eskaton Road, Dhaka-1000, Bangladesh	Mr. Rafiqul Islamk	-	(691,000)
594	Rafi & Shahadat Enterprise (R0057)	Borhanuddin Market, Badhaghat Road Sylhet. Cell: 01720 114700	Mr. Shahadat	938,900	503,900
595	Rahad Enterprise (R0094)	Kha 11 progatisarani, Shahjadpur, Gulshan2.Dhaka-1212, Dhaka, Bangladesh 1212	Mr. Rahad	-	(361,900)
596	Rahat Enterprise (R0023)	27/32 Madanpallane, Nawabpur Rood,Dhaka, Bangladesh 1100	Mr. Rahat	-	363,370
597	Rahid Enterprise(TR)	23/A, Zikatola, Dhaka-1209, Bangladesh	Mr. Rahid Rana	(150,000)	30,000
598	Rahman & Associates	152, Elephentroad Dhaka Cell: 01552488817	M Rahman	189,000	91,000
599	Rahman Monjil	H0use : 41, Road: 27, Dhanmondi, Dhaka, Bangladesh	Mr. Rahman	311,850	161,850
600	Rahman Traders	P.N High School Road, Sathkhira. Phone # 01711346435	Mr. Rahman	(260,551)	(60,551)
601	Rahmat Ali(R0080)	Milget, Tongi, Gaziur	Rahmat Ali	(12)	109,988
602	Rajon	Tongi Bazar, Tongi, Gazipur, Bangladesh	Mr. Rajon Miah	(1,049,763)	(57,728)
603	Rajon Miah (R0061)	Tongi Bazar, Tongi, Gazipur, Bangladesh	Mr. Rajon Miah	457,450	(962,550)
604	Rajshahi Steel	Sector#13, Plote#11, Road#Sonargoan, Uttara Model Town, Dhaka-1230. Phone # 01713018430	Md. Meraj	172,900	72,900
605	Rajuddin Traders	Kha- 194, Bir Uttam Rafiqul Islam Avenue, Dhaka 1212, Bangladesh	Mr. Raju Uddin	516,000	210,000
606	Raju Enterprise (R0059)	51 new easkaton banglamotor, Dhaka, Bangladesh 1217	Mr. Raju	5,000	113,500
607	Ramjan Traders	Latakhola Donai Bepari Road, Joypara, Dohar, Dhaka. Phone # 01715327070	Mr. Ramjan	(6,400)	630,000
608	Rams Properties(R0061)	House # 52/6 (1st Floor), West Rajabazar, Panthapath, Dhaka-1215, Bangladesh.	Eng. Wohidullah	(3,000)	(6,400)
609	Rana Center	47/3, Toyenbee Circular Road, Bikrampur House	Md. Omor Fauk	1,785,000	(3,000)
610	Rana Enterprise (R0032)	Kakrail Mor, Kakrail, Dhaka	Mr. Rana	(1,400)	1,785,000
611	Rangpur Sales Center	Rangur, Bangladesh	Md. Hafiz Uddin	(281,462)	(1,400)
612	Rathoi Enterprise(R0073)	Nondi Market, Magura Sadar, Bangladesh	Md. Rahul	(330)	(281,462)



613	Raton Traders (R0064)	House: 27/A, Road No: 96, Gulshan-2, Dhaka	Md. Raton	500	(330)
614	Reaz Enterprise	Shop-26/35, Shahidul Alom Super Market, East Aganagar, Keraniganj, Dhaka 1310	Md. Reaz Rahman	(12,900)	287,100
615	Reedisha Food & Beverage (R0051)	36, Shahid Tajuddin Ahmed Sarani, Tejgaon I/A, Dhaka-1208. Tell:+88-02-8891267	Md. Asif Rana	118,011	(26,889)
616	Rezaul Bari	Santahar Road, Tinpotti, Bogra Phone # 01712853595	Md. Rezaul Bari	1,440	181,440
617	Ria Trade Int	Shatabdi Center, Suit# 4c, Fokirapool, Dhaka-1000. Phone/Fax: 02-7101324	Md. Shamol	250	100,250
618	Riaz & Co.	Sorna Plaza, Mymensing Road, College Gate (North), Tongi Gazipur. Phone # 02-9801579	Md. Riaz	1,481,853	631,853
619	Ridoy Enterprise	West Manikdi, Manikdi Road, Namapara, Mirpur, Dhaka Cantonment, Dhaka. Cell-01716-119890	Md. Ridoy	(5,575)	314,425
620	Rimu Traders(R0062)	4/1 Moulavi bazar, Gulbadan super merket, Dhaka, Dhaka, 1100, Bangladesh	Md. Sha Alam	(1,505)	176,500
621	Riyad Enterprise R0079	Dottapara, Tongi. Cell:01788-607206	Md. Riyad	500	113,495
622	R. K Traders (R0076)	Joypurhat	Md. Monir	(1,400)	120,500
623	Riya Enterprise (R0010)	Suite 803/A, Mouchak Tower (7th Floor) 83/C, Siddeshwari Circular Road, Malibagh, Dhaka-1217, Bangladesh	Md. Mosharof	-	200,020
624	RM Enterprise (R0031)	Malitola, Dhaka	Md. Ripon	441,123	248,600
625	Robin Printing	42/43 Purana Paltan, Dhaka 1000	Md. Robin	7,500	919,501
626	Robiul Alam (R0070)	Kamarpara, Turag, Dhaka, Bangladesh	Robiul Alam	(180)	199,820
627	Rose Creation Ltd.	Chokpara, Maona, Sreepur, Gazipur. Cell:01720064448	Md. Asad	100,000	-
628	Rowshan Enterprise(R0083)	Shemultola, Gazipur.	Mr. Rohan	10,793	260,793
629	Royal Abashan Ltd.	Road-10,sec-11 utara ,Dhaka, Bangladesh	Mr. Royal	1,000	179,000
630	Royal Trading Corp. (R0096)	Daud Center,42 Nawabpur Road, Dhaka, Bangladesh 1100	Mr. Royal	-	520,000
631	R.R. Developer	Vday Valley, Unit- A3, House#-92, Road # 10, Block# D, Niketon, Gulshan-1, Dhaka- 1212, Phone # 8825851	Eng. Hilton	419,410	219,410
632	R R Entrprise(R0026)	235/Ahmed Nagar, Paikpara, Mirpur, Dhaka Cell: 01916270473	S.M Kibria	663,340	273,340
633	R.S Trading	Tangail. Cell:-01718473790	Md. Habibur Rahman	538,608	935,808



634	R T T Knit Industries Ltd. (R0002)	125/5, Singh Bari Rd, Tongi	Mr. Ranjil Kumar	(459,225)	(460,225)
635	Rubel Enterprise (R0020)	BIDC Road, Joydebpur Gazipur Phone # 01711-734052	Md. Rubel	1,043,693	947,093
636	Ruma Constraction	161, Shantinagar, Flat No 5/C, Dhaka-1217. Phone # 01714003734	Md. Liakot	1,179,950	1,174,950
637	Rupa Enterprise(R0065)	Koroitoli Land Port, Haluaghat, Mymensingh, Dhaka, Bangladesh	Md. Ziaul Hasan	(1,830)	298,170
638	Rupali Steel	32/13, Sultangonj Hashem Khan Road, Raybazar, Dhaka-1209. Phone:01819249491	Md. Ruhul	50,000	230,000
639	Rupali Traders (R0042)	Narail,Dhaka, Bangladesh	Md. Mizanur Rahman	(5,200)	194,800
640	Sabbir Enterprise (S0203)	D.c.c Market,Dhaka, Bangladesh 1212	Mr. Sabbir	-	400,000
641	Sadia Traders (S0124)	"Hafiz Amena Plaza" Aam Chattar, Nowdapara, Rajshahi-6203,Bangladesh	Md. Soikot	-	450
642	Safiqul Enterprise (S0201)	301, Monu Mollah Shopping Complex (2nd Floor), Saruia, Demra, Dhaka, Bangladesh 1361	Mr. Shafiqul	-	(900,000)
643	Safura Banu Enterprise (S0129)	47, Banani, C/A, 4th Floor Road No. 17, Babani Bazar, Dhaka-1213, Bangladesh	Md. Saiful Amin	(1,300)	148,700
644	Sagor Kundu	Nilphamari Bazar, Nilphamari. Cell:01716-514022	Sagor Kundu	1,117,080	(2,268,620)
645	Saha Trading (S0122)	Chatmohor, Pabna Cell: 01711886898/0177705322	Sottojit Saha	(1,000)	299,000
646	Saidur Rahman (S0123)	Cherag Ali, Tongi, Gazipur, Bangladesh	Saidur Rahman	130	280,130
647	Saiful Enterprise	West Manikdi, Dhaka Cantt., Dhaka 1206	Mr. Saiful	4,405	434,405
648	Saiful Islam	West Manikdi, Dhaka Cantt., Dhaka 1206	Saiful Islam	36,100	516,100
649	Saiful Islam Rajon	Tongi Bazar, Tongi, Gazipur, Bangladesh	Mr. Saiful Islam Rajon	617,070	329,070
650	Saiful Islam S0167	West Manikdi, Dhaka Cantt., Dhaka 1206	Mr. Saiful Islam	(85,000)	415,000
651	Sajib Enterprise	109, Islampur Road, Dhaka-1100, Bangladesh	Mr. Sajib	(611,550)	(131,550)
652	Sajib International (S0014)	Mohammadpur, Dhaka	Mr. Sajib	(234,450)	(186,450)
653	Sajid Enterprise	Mawlana Mohammed Harunur Rashid BIDC Road, Bustand, Joydebpur, Gazipur. Phone # 01711-023085	Mr. Sajid Islam	5,576,579	5,584,402
654	Sajid & Sons(S0147)	204, Bijoyagar, Shaheed Syed Nazrul Islam Sarani, 89, Azij Co-Oprtive Market (4th Floor), Dhaka-1000, Bangladesh	Mr. Sajid Islam	2,000	252,000
655	Sakib Steel	Holding# 3627, Khan Super Market, Bagabari Bazar, Ashulia. Cell: 01720-557441.	Mr. Sakib	1,227,250	927,250



656	Sakib Traders (S0041)	54, Choairtek, Faydabad, Dakshin Khan, Dhaka 1230	Mr. Sakib	1,302,200	1,260,325
657	S. Alam Ent(S0110)	Pubail Road, Tongi, Gazipur. Phone # 01726082604	Mr. Alam	117,600	17,600
658	Salam Hossain	Cherag Ali, Tongi, Gazipur, Bangladesh	Mr. Salam	1,034,000	622,000
659	Salam & Sons (S0023)	Nahar complex(1st floor),Santahar road,katnarpara,Bogra Sador,Bogra	Mr. Salam	2,500	222,500
660	S Alam Steel Coporation	7, Shewrapara, Kafrul, Dhaka 1216	Mr. Alam	(2,000)	148,000
661	Salam Traders(S0057)	Kamar Khandha Thana,Sirajgonj-01	Mr. Salam	(27,200)	222,800
662	Salek Textile Ltd.(S0173)	Bhabanipur High School Rd, Gazipur	Mr. Salek	35,130	335,130
663	Salim Enterprise (S0004)	Tongi Cell:01969-412791	Md. Salim Hossain	290,954	194,980
664	Salim Hossain (S0179)	Tongi Bazar, Tongi, Gazipur, Bangladesh	Md. Salim Hossain	(156,000)	(56,000)
665	Salim Pervez	Tongi Bazar, Tongi, Gazipur, Bangladesh	Md. Salim Parvez	310,750	10,750
666	S. Alom Steel (S0110)	Pubail Road, Tongi, Gazipur. Phone # 01726082604	Mr. Alam	(118,400)	221,600
667	Samata Properties	House#9, Road#2/C, Block#J, Baridhra, Gulshan, Dhaka-1212. Phone # 8855883,8829786	Eng. Badiul	924,790	636,790
668	Samim(S0156)	Cherag Ali, Tongi, Gazipur, Bangladesh	Md. Samim	-	2,550,000
669	Sami Properties	House#05, Road# 20, Sector# 03, Jasimuddin Avenue, Uttara, Dhaka. Cell: 01715-229871	Mr. Sami	333,500	133,500
670	Samira Steel Cor.(S0052)	435/1, Road-Shahid Baki Road, Khilgoan Chowrasta,Dhaka	Mr. Tawhid	10,000	210,000
671	Samir Properties	Plot # 1/2, Block # D, Section # 15, Mirpur, Dhaka-1216, Bangladesh	Mr. Samir	(406)	186,094
672	Samiul Hoque (S10565)	Jamalpur	Samiul Hoque	17,200	317,200
673	Sanawer Corporation(S0135)	66/67, New Shyampur, Dhaka-1204, Bangladesh	Mr. Sanawer	(500)	123,500
674	Sara Parvin(S0015)	Cherag Ali, Tongi, Gazipur, Bangladesh	Mrs. Sara Parvin	(280)	49,720
675	Sarker Business Centre(S0047)	Mymensing	Md. Yakub Sarker	500	55,000
676	Sarowar Hossain(S0163)	House 17, Back Side of Index Plaza,Rajpara, Rajshahi	Md. Sarowar Hossain	-	210,000
677	Sauni Apartment Ltd.(S0145)	60/2 (7th floor) Purana Paltan, Dhaka-1000	Mr. Sunny	51	182,051



678	Sawkat Trading Corporation(Sawkat Hossain)	Gazipura Tongi. Cell: 01713 613676	Mr. Sawkat	3,435,124	3,962,154
679	Sayed Khaled Hossain (S0164)	Bashundhara R/A, Bashundhara, Dhaka, Bangladesh	Sayed Khaled Hossain	(8,400)	1,980
680	Sayed Traders(S0109)	Birampur Bazar, Dinajpur Cell: 01712928940/01725699155	Mr. Sayeed	607,415	609,415
681	Sazzad Enterprise(S0084)	Plot 85, Shah Makdum Avenue, Sector-12, Uttara, Dhaka Cell: 01857896171	Mr. Sazzad	103	(157)
682	Seven Circle(BD) Ltd(S0088)	Nirively Home Garden, Nobinagar, Saver Cell:01955596992	Mr. Liakot	612	310,612
683	Seven Star Electronics (S0213)	Portland Sattar Tower (6th Floor),1776 Strand Road, Chittagong, Bangladesh	Mujibur Rahman	-	(6,000)
684	Sha Alam Store(S0113)	Comilla, Laxmipur. Cell: 01730670640	Md. Sha Alam	300	200,300
685	Sha Banijaly(S0115)	Natore	Sha Banijaly	(288)	199,712
686	Shadesh Builders	Sector#13,Plot#09, Snargaya Public road, Uttara, Dhaka-1230	Mr. Shadhin	668,806	260,806
687	Shafiqul Alam Steel & Re-Rolling	27, Dilkusha (11th Floor) Dhaka-1000.Cell-9551604, 9558948	Shafiqul Alam	(292,775)	(288,783)
688	Shafiqul Islam (S0046)	37/3, khilgaon, Basaboo, Dhaka, Bangladesh	Shafiqul Islam	85,000	1,540,064
689	Shafiqur Rahman(S0148)	Uttara, Diabari, Dhaka	Shafiqur Rahman	(1,000)	74,000
690	Shahabuddin Miah	Kamarpara, Turag, Dhaka, Bangladesh	Shahabuddin Miah	216	200,216
691	Shahajalal & Co.	Bhai Bhai Super Market, Joyanabari, Hemayetpur Bus Stand, Hemayetpur, Dhaka	Mr. Shahajalal	(45,200)	274,800
692	Shah Alam Sarkar(S0154)	Naogaon	Shah Alam Sarkar	150,450	49,450
693	Shahanaz Enterprize(S0096)	Diabari, Gol Chottor, Turag Uttara, Dhaka Cell: 01680385969	Md. Mominul Haque	(1,000)	294,800
694	Shahara Suchana	Shajadpur Cambrian collage Road, Noorer Chala Bazar. Cell: 01824-172585	Md. Baccu	(1,010)	144,490
695	Shahidul Mia (S0003)	Mirer Bazar Cell: 01711056728	Shahidul Mia	(9)	199,991
696	Shahin & Brothers	115/1 Lutfur Rahman Lane, North South Road, Dhaka-1100, Bangladesh	Mr. Shahin	50	130,050
697	Shahin Enterprise	36, Baro Bazar, Mymensingh. Mobile No. 01711-623967	Md. Shahin Alam	(120)	111,880
698	Shahriar Steel (S0009)	onapara, Jatrabari, Dhaka	Md. Bishal	(225,000)	(175,000)
699	Shajahan Ali (S0180)	Kamarpara, Turag, Dhaka, Bangladesh	Shajahan Ali	529,800	9,800



700	Shakib Trading Cor (S0158)	Dhamurhat Bazar, Naogaon Cell: 01711-172825/01713723422	Mr. Sakib	(1,400)	(489,550)
701	Shamima Enterprise	Uttara, Dhaka	Md. Sohidullah	1,950	3,950
702	Shamim& Co	166, Station Road, Khulna, Bangladesh. Phone # +880 171 102 9005	Mr. Shamim	755,600	551,600
703	Shamim Enterprise (S0206)	Mouchak Tower (7th floor), Suite # 806, 83/B, Siddesari Circular Road, Dhaka-1217, Bangladesh	Mr. Shamim	-	(4,000,000)
704	Shamim & Mamun Ahmed (S0211)	Tongi Bazar, Tongi, Gazipur, Bangladesh	Mr. Mamun	-	51,900
705	Shamin(S0065)	Tongi Bazar, Tongi, Gazipur, Bangladesh	Md. Shamim	(132,850)	(414,850)
706	Shapla Traders (S0161)	Gabtolli Bazar, Gabtolli, Bogra Cell: 01711-413407/ 01725-699155	Mr. Shamin	(458,200)	(1,341,800)
707	Shapla Trading(Bogra)	Bogra, Bangladesh	Mr. Kobirul Islam	2,527,950	2,326,848
708	Shapon (S0191)	House: 37, Road:3, Rampura, Bansree, Dhaka, Bangladesh	Mr. Shapon	90,550	190,550
709	Sha Poran Enterprise(S0054)	House 38/1, BLock-B, Avenue-1, Mirpur-10, Dhaka 1216	Sha Poran Ali	(1,000)	34,000
710	Sharif Enterprise	347/C, Ahmed Nagar, Mirpur- 1, Dhaka 1216	Mr. Sharif	(460)	79,540
711	Sharif Md. Imam Uddin	House: 11/A, Kazipara, Mirpur,Dhaka, Bangladesh	Sharif Md. Imam Uddin	(1,800)	118,200
712	Shawkat Mollah (S0039)	Joydebpur, Chowrasta, Gazipur.	Shawkat Mollah	660,395	152,925
713	Shawn Traders	Chapai Nawbabgonj, Bangladesh	Mr. Shawon	(14,210)	15,361
714	Sheikh Trading	Kalandi Bazar, Tetulia, Panchaghar Cell: 01713737001	Mr. Mishu	(22,500)	(29,700)
715	Sherpur Iron & Stone(S0140)	Sherpur, Bangladesh	Mr. Akbor Sarker	(30,500)	70,500
716	Shikder Construction (S0068)	House-29, Ground Floor, Road No-5, Nikunja-2, Dhaka-1229, Bangladesh	Mr. Shikder	83,780	79,780
717	Shining Shadaw	585/1, Shawrapaa, Begum Rokeya Sharoni, Mirpur, Dhaka-1216. Phone # 01712911547	Mr. Abu afor	798,167	765,967
718	Shipon (S0169)	Kamarpara, Turag, Dhaka, Bangladesh	Mr. Shipon	2,000	102,000
719	Shipon Steel King (S0192)	Porsha,Naogaon,Bangladesh	Mr. Shipon	-	1,076,000
720	Shirajul Islam (S0155)	Eastern Housing, House: 13, Road:21, Mirpur, pallabi, Dhaka, Bangladesh	Md. Shirajul Islam	(50)	155,950
721	Shitol Enterprise (S0063)	Valuka, Mymensingh, Bangladesh	Mr. Jashim Uddin	15,000	156,000



722	Shitol Enterprise (S0167)	Faridpur Sadar, Faridpur, Bangladesh	Mr. Jashim Uddin	-	148,700
723	Shoab Hossain (S0204)	Kamarpara, Turag, Dhaka, Bangladesh	Mr. Shoab Hossain	-	200,100
724	Shofiqul Islam (S0034)	Cherag Ali, Tongi, Gazipur, Bangladesh	Mr. Shofiqul Islam	-	711,200
725	Shohidul Islam	Jhinaidha	Md. Shohidul Islam	(252,340)	(52,340)
726	Shopno Steel Corporation (S0095)	House: 45, Road-14, Sec-13, Uttara, Dhaka Cell: 01956998778	Mr. Jamal	682,000	457,520
727	Showdesh Steel Corporation	Ashulia, Savar, Dhaka	Abul Hossain Patwary	434,660	54,660
728	Shown Traders- Hotapara (S0198)	Hotapara, Gazipur, Bangladesh	Mr. Ibrahim Khalil	-	798,000
729	Showrab Enterprise (S0053)	Shahjadpur. Gulshan-2. Dhaka-1212, Bangladesh 1212	Mr. Showrab	6	125,006
730	Shristy Enterprise (S0166)	Abu Khan super market, Sawed Medha Road, Dotto para, Tongi, Gazipur. Cell: 01715-478125	Amirul Islam	455,250	112,750
731	Shuchana Developments Ltd. (S0078)	House # 330, Road # 3, MirPur DOHS, Dhaka, Bangladesh	Abul Hakim	80	200,080
732	Siam Traders (S0146)	Mr. Masud Mia Itakhola, Shivpur, Narshindi Cell: 01766580382	Mr. Siam	381,865	124,365
733	Siddik Karigori (S0005)	House # 20, Road No. # 9, Sector # 9, Uttara, Dhaka-1230, Bangladesh	Mr. Siddik	150	240,150
734	Siddiqur Rahman (S0019)	Auchpara. Tongi, Gazipur. Cell: 01728321347.	Siddiqur Rahman	1,150	151,150
735	Sikder & Brothers	47 Nashir Uddin Sardar Lane Dholikhal, Dhaka, Bangladesh 1100	Mr. Sikder	20,000	130,000
736	Sikder Corporation	79, Shahid Syed Nazrul Islam Sharani, 9/A Malitola Lane, English Road - Tati Bazar. Dhaka -1100, Bangladesh	Mr. Sikder	(204)	119,796
737	Sikder Traders (S0082)	Tapakhola, Faridpur, Dhaka, Bangladesh	Mr. Sikder	-	(1,130)
738	Simanta Trading	Faydabad, Chuarirtek Uttara, Dhaka-1230 Cell: 01712-913150	Harnur Rashid	1,198,949	852,299
739	Sinthia & Harun Enterprise (S0086)	Moulvi Bazar, Sylhet-3200, Bangladesh	Mr. Harun	-	(500)
740	Siraj Enterprise	Boad bazar, Gazipur Cell: 01914258514	Mr. Siraj	(20)	49,980
741	S. Islam Traders (S0067)	cha-104/2, Hazi Shonamia Matabbar road, Sha Ali Wood Market. North Badda, Dhaka-1212, Bangladesh	Md. Nurul Islam	(5,300)	74,700
742	S.K.L Trading (S0111)	Monirampur Road, Nowapara Bazar Jessore Cell: 01713618103	Mr. Kawser	(6,000)	44,000
743	S.L Traders (S0081)	Rangpur	Nurul Islam	644,600	(40)



744	S. M. Engineering (S0142)	Feroza Center (2nd Floor) Suite 304, 42/A/2, Hatkhola Road, Tikatuli, Dhaka-1203, Bangladesh	Moklesur Rahman	329,000	304,000
745	S. M Traders	Sonargaon Janapath Road, H-22, Chandalvog, Turag, Uttara, Dhaka Cell: 01711261509	Abul Kahier	703,020	462,320
746	Soil Touch Prop.	Tongi Gaziipur.	Abdus Slam	80	100,080
747	Solar Electro BD. Ltd (S0121)	House # 406 (3rd floor) Road # 29, New DOHS, Mohakhali , Dhaka 1206, Bangladesh	Mr. Mahbunb	800	50,800
748	Sony Vander (S0073)	3/1, Humayan Road, Block-B, Mohammadpur, G.P.O Box No # 627	Shohidul	(1,655)	1,311,945
749	Soudi Bangla Group	SABINCO Building, 3rd Floor,Plot # 79, Nikunja - 2, Joarshahara C/A,Dhaka - 1229, Bangladesh	Shaheb Ali	50	120,050
750	South Asia Group	House # 107 92nd floor), Paper Mill Road, Sector # 8, Abdullahpur, Uttara, Dhaka, Bangladesh	Mehrab Soibal	700	78,700
751	South Bangla Construction (S0093)	Noapara, Avaynagar, Jessore	Shahid Sikder	989,350	(24,000)
752	Sraboni Enterprise (S0197)	67/3, Santinagar, Dhaka, Bangladesh	Mr. Shabon Badol	-	(10,000)
753	Sristy Enterprise	Bonomala Road, Gazipur, Bangladesh	Abul Haseem	(452,000)	(171,000)
754	SSL Udayan JV	10/A Folder Street Wari, Dhaka, Bangladesh	Mr. Rashidul Islam	-	(525,000)
755	S S Steel Sales Centre	Rangpur,Sales Center	Mr. Saikot	5,274,034	6,474,034
756	Stamcorp(S0193)	Road # 1, Plot # 32, Shaympur, I/A, Kadamtoli, Dhaka, Bangladesh	Abul Hasnat	5,909,847	4,629,847
757	Starlite Service Ltd. (S0044)	Planners Tower, 16th Floor, Room 8-11, 13/A Sonargaon Road, Banglamotor, Dhaka-1219, Phone-01818-486317	Md. Ansarul Haque	3,496,614	957,084
758	Steel Sales Corner(TR)	10/A Noirth South Road, Malitola (2nd Floor), Dhaka-1100(old)	Md. Zoha	78,016,439	80,159,422
759	Sumaiya Enterprise	House- 1037, Road- 5, Section- 7, Mirpur, Pallabi, Dhaka 1216	Md. Ismail Hossain	(131,630)	(51,630)
760	Sundorom Homes	HOUSE # 2/a, Road#08,, Nikunjo-02, Khilkhet, Dhaka-1229, Phone # 01195374118	Ahad Ali	(5,245)	19,755
761	Sun Flower Enterprise	29/1, Goailghat Lane, Dhaka-1000, Bangladesh	Monoronronjon Roy	638,586	138,586
762	Sun Moon Traders(S0163)	Mughda, Dhaka. Cell -01716176921	Arifur Rahman	(1)	82,999
763	Sunrise Enterprise (S0199)	21, Rajuk Avenue, BRTC Bhaban, (7th Floor), Motijheel C/A,Dhaka-1000	Feroz Sheikh	-	(708,658)
764	Surma Traders (S0033)	Santahar Road, Bogra. Cell:01712893312	Abdur Rashid	(300)	(852)
765	Syed Mahbubur Rahman (S0176)	College Gate, Tongi, Gazipur, Bangladesh	Syed Mahbubur Rahman	25,750	237,750



766	System Eng.(S0141)	House # 16, Road # 13, Sactor # 01, Dhaka, Bangladesh	Eng. Jahid Kabir	-	(1,860)
767	Tabia Industries	C-160/B-178, Bseic Tongi, Gazipur. Cell:01827-650067	Mr. Tamjid Haque	10,050	60,050
768	Tahomina Enterprise(T0002)	Chalkpara, Mawna, Sreepur, Gazipur, Bangladesh	Mr. Kamal	(3,300)	79,200
769	Tahsin Trading & Sanitaty (T0020)	123/25, Mouban Super Market, Shantinagar, Dhaka-1217, Bangladesh	Md. Abul Hossain	234,000	99,000
770	Taijul Islam (T0041)	House # 24, Road # 2, Sector # 10, Uttara, Dhaka, Bangladesh	Md.Taijul Islam	57,000	157,000
771	T. Ali Enterprise (T0015)	97/j, Gopibagh Bisshow Road, Dhaka-1203 Cell: 01704883652	Mr. Ali	1,348,000	19,000
772	Talukder Steel	Talukder Steel, Old Bogra, Tinmatha Railgate, Bogra.	Mr. Talukder	1,338,779	940,679
773	Tamzirul Millat Madrasha	Tongi Station Road Madrasha, Tongi, Gaziur, Bangladesh	Md. Mofijul Haque	(400)	49,600
774	Tanjin Construction (T0017)	Plot-52, Eastern Bansree, Road-7,Block-B,Rampura, Dhaka, Bangladesh	Abu Bakkar	150	130,150
775	Tanzina Tanha (T0039)	House: 37, Road: 11, Sector # 3, Uttara, Dhaka, Bangladesh	Mr. Taskeen Babul	520,000	114,000
776	Tara Miah Enterprise	70;Nobaber bag, Mirpur-1, Sha Ali, Mirpur-1, Dhaka, Bangladesh	Mr. Tara Miah	260,000	25,000
777	Tasbia Trading	Banani Bazar, Dhak Phone # 01711522398	Kalim Uddin	567,720	107,720
778	Taslim(T0026)	Green Valey, Flat # 7, Road # 14, Banani, Dhaka, Bangladesh	Mr. Taslim	48,000	47,150
779	Teamtex Eco Apparels Ltd (T0019)	Plot 01 building 01 turag housing baribad Mohamadpur, dhaka	Abu Hanif	(100)	79,900
780	Tenha Dighi Enterprise (T00)	128/4, New Airport Road, Kawran Bazar, Dhaka, Bangladesh	Mr. Kayes	(500)	124,500
781	The Structure Designers (T0031)	289, west kandapara (Rangamati Moon), Norsingdi-1600 Ratan- 01711600605	Mr. Dablow	107,000	-
782	The Radiant Eng (T0043)	11 Purana Paltan, Ibrahim Mansion, Dhka-1000, Bangladesh	Mr. Mojjamel	-	660,223
783	Tofazzal Hossain	House # 12, Road # 14, Sector # 11, Dhaka, Bangladesh	Md. Tofazzal Hossain	-	(2,000)
784	Tokyo Properties	House # 03, Rain Drops(A3), Road # 35, Sector # 07, Uttara, Dhaka-1230, Bangladesh	Md. Ramzan Ali	-	(300)
785	Total Trading (T0040)	Red Crescent Concord Tower (15th floor),17 Mahakhali C/A, Dhaka-1212, Bangladesh	Mr. Sagor Ahmend	(110)	(1,199)
786	Tower Hamlet Proposh Ltd T0032	House # 79/11, Block # C, New Airport Road, Banani, Dhaka-1213, Bangladesh	Monirul Islam	1,650	86,650
787	Trade Home (Molla Wahiduzzaman)	Navana Tower (10 th floor), Gulshan Avenue, 76, South Avenue, Gulshan # 1, Dhaka-1212, Bangladesh	Molla Wahiduzaman	1,000	131,000



788	Troyee Ent.	1 No. South Kollayanpur, Dhaka Phone # 01711302098	Jainal Abedin	10,000	110,000
789	Trust Elevator World	Premio Garden, 165/1 (3rd Floor), Lake Circus, Kolabagan Dhaka-1205 Cell: 01711383348	Mr. Sohan	409,500	634,500
790	Tulip Trade Centre	House # 4, Road # 14, Baridhara, Dhaka, Bangladesh	Mr. Earshd	408,687	(71,313)
791	Turag Enterprise T0036	EP-2 Road Ashulia. Cell:01753-009354	Abdul Kader	(800)	49,200
792	Turin Entrprise (T0008)	Naldanga, Natore Cell: 01740973137/ 0172641448	Mr. Sifat Azim	200	60,200
793	T.Y Traders (T0004)	Borodewra, Tongi, Gazipur	Mr. Naihan Patwary	500	50,500
794	Udayan Builders (U0010)	17/11 (1st Floor) Sonargaon Road, Dhaka-1216, Bangladesh	Johir Alom	(920,000)	(64,520)
795	Udayan Engr. Corporation (U0011)	17/11 (1st Floor) Sonargaon Road, Dhaka-1216, Bangladesh	Shafiqul Islam	303,500	1,232,215
796	Union Develepment	House # 73 (2nd floor), Road # 8A, Dhanmondi, Dhaka-1209, Bangladesh	Mr. Khosru	199,725	3,725
797	Unique Steel Cor. (U0001)	Plot-67, Road-Shah Makdum Avenue, Sector-12, Uttara, Dhaka-1230 Cell: 01921-692685, 01681-203328	Istiq Ahmed	727,900	726,700
798	United Builders	18, Shadek Khan Murket, Hasham Khan Road, Sultangonge, Rayerbazar (Baribard Rod), Dhaka-1209. Phone # 01711-151512	Eng. Habibullah	2,016,500	825,100
799	United Business (U009)	E- 18/1 Progoti Sarani, Middle Badda, Dhaka, Bangladesh	Mr. Asad Shafiq	(500,000)	(104,000)
800	United Commercial Center Ltd(U0012)	345 Segunbagicha (2nd floor), Dhaka-1000, Bangladesh	Mr. Mahbubul Alam	-	307,040
801	United Traders	Md. Pur, Dhaka-1207 Phone # 01819122451	Mr. Idris Ali	623,150	562,710
802	Uttara Abashan	Road-10,sec-11 utara ,Dhaka	Mr. Mamun	4,500	44,500
803	Uttara Furniture (U0006)	Harat Ali Road Market, Plot # 10, Road # 35, Sector # 7, Uttara Model Town, Uttara, Dhaka	Mr. Khorshed	(45,800)	(2,600)
804	Uttara Steel Cor. (U0007)	House # 21, Road # 6, Uttara, Sector # 1,Uttara Model Town, Dhaka, Bangladesh	Md. Nahid Shopon	-	188,300
805	Uttara Steel (Jony) U0007	House-7/D, Road-7/D, Sector-9, Uttara, Dhaka. Phone-02-48954264	Md. Babul Akter	330,921	6,971
806	Vabna Traders	Tangail.	Md. Hasibul	(900)	(1,070)
807	Vhai Vhai Traders, Mymensing, V0004	Mymensing Sadar Road, Mymensing, Bangladesh	Mr. Abbas Mia	(453,000)	(47,874)
808	Vigor Roar Industries (V0006)	155, Euro Tower, Sector-10, 18 Ranavola Avenew, Dhaka 1230	Md. Mojnu	(250)	-



809	Vista Land & Life Scep(V0007)	House # 89, Block # J, New Airport Road, Banani, Dhaka-1213, Bangladesh	Wadud Tarafder	87,800	(65,400)
810	Vulu Miya (V0008)	Kamarpara, Turag, Dhaka, Bangladesh	Mr. Vulu Miya	(39)	(7,245)
811	Wahid Construction	69/1, Chandrashila Subusto Tower (4th floor), Panthopath, Green Road, Dhaka-1205	Mr. Wahid	-	(19,500)
812	Wahid Salman (W0002)	House # 307, Lane # 05, Baridhara DOHS, Dhaka, Bangladesh	Mr. Wahid Salamn	54,000	104,000
813	Waterbond Shipyard BD. Ltd(W0001)	Mastul, Dumni, Khilkhet, Dhaka Phone: 029662611	Eng. Altaf Hossain	1,410,000	209,020
814	Westin Constructions (W0004)	1282 East Monipur, Mirpur, Begum Rokeya Soraney, Dhaka, Bangladesh 1216	Mr. Nazrul Islam	(500)	(109,569)
815	Wraps Clothes Line Ltd (W0008)	Hosna Center (2nd floor), 106, Gulshan Avenue, Gulshan Model Town, Dhaka-1212, Bangladesh	Mr. Shahid Kabir	-	753,000
816	Yousuf Hossain, Cut Piece(Y0006)	Tongi Bazar, Tongi, Gazipur, Bangladesh	Md. Yousuf Hossain	(191,500)	(91,500)
817	Zahir Trading	102, Station Road, Khulna. Phone:01711325635/01680932400	Mr. Zahir Uddin	23,845	21,724
818	Zakir Hossain	Kamarpara, Turag, Dhaka, Bangladesh	Mr. Zakir Ali	61,099	36,099
819	Zakir Traders(Z0005)	411/A Khilgaon, Dhaka Cell: 01711549063	Mr. Zakirul Islam	(1,100)	-
820	Zaman Enterprise	22, Santinagar Bazar, Dhaka-1217, Bangladesh	Mr. Shahid Zaman	4,600	4,600
Grand Total				1,058,198,012	1,179,572,328

Ageing of the above receivables are given below;

Debts below 30 days

Debts over 30 days but below 60 days

Debts over 60 days but below 90 days

Debts over 90 days but below 180 days

Debts over 180 days

Total

333,284,902
158,119,821
70,678,607
186,542,078
309,572,604
1,058,198,012

14. Detailed disclosure regarding tax holiday reserves:

The company has been enjoying tax holiday for a period of five years from April 01, 2004 vide National Board of Revenue's (NBR) circular ref. 11(427)Anu:-1/2004/7460(1) dated 05.09.2004. According to the aforesaid circular the company has create tax holiday reserve as follows:

Accounting year	Amount in BDT
2003-2004	691,481
2004-2005	1,577,656
2005-2006	4,622,612
2006-2007	1,000,244
2007-2008	-
2008-2009	1,225,377
Total	9,117,371

15. Detailed disclosure regarding WPPF:

The management of S. S. Steel Limited has formed a trustee and opened a bank account with NRB Commercial Bank Limited regarding WPPF in accordance with the Bangladesh Labour Act, 2006 and subsequent amendments. They have already disburse the amount which on provision in the financial statement for WPPF. It is mentionable here that the registration of trust deed is under process.

16. Detailed disclosures (calculation, origination, counter entry, etc.) regarding 'adjustment of deferred tax on revaluation-surplus' as charged on 'revaluation surplus' in 2016:

Deferred tax assets and liabilities have been recognized and measured in accordance with the provisions of IAS/BAS 12 Income Taxes. Related deferred tax have been disclosed in note 18.1 of notes to the financial statements for the period ended June 30, 2016. We also confirm that the necessary adjustment has been made through statement of comprehensive income for the aforesaid year. The calculation of deferred tax is as under:

Deferred tax liabilities

Deferred tax is recognized in accordance with the provision of BAS -12 "Income Taxes" is arrived as follows:

	Amount in Taka	
	30/Jun/2016	30/Sep/2015
Opening balance	197,286,823	-
Add: Amount provided for the year	16,161,727	197,286,823
	213,448,550	197,286,823
Adjustment during the period	60,567,017	-
Closing balance	274,015,567	197,286,823

	Accounting Base	Tax Base	Temporary Differences
	Taka	Taka	Taka
At 30 June 2016			
Property, plant & equipments (excluding land)			
Cost	785,709,300	382,222,264	403,487,036
Revaluation surplus	-	-	-
Total	785,709,300	382,222,264	403,487,036
Applicable tax rate			35%
Deferred tax liability/(assets)			141,220,463
At 30 June 2016			



Revaluation surplus	403,780,113	-	403,780,113
Applicable tax rate			15%
Deferred tax liabilities			<u>60,567,017</u>
At 30 September 2015			
Revaluation surplus	481,520,583	-	481,520,583
Applicable tax rate			15%
Deferred tax liabilities			<u>72,228,087</u>
At 30 September 2015			
Property, plant & equipments (excluding land)			
Cost	<u>758,155,229</u>	<u>394,509,184</u>	<u>363,646,045</u>
Applicable tax rate			35%
Deferred tax liabilities			<u>125,058,736</u>

17. Detailed disclosures regarding MD's remuneration and Director's compensation as per Schedule XI part -II, Para 4 of the Companies Act 1994:

Payment information to Directors as per requirement of schedule XI, part II, Para 4 as disclosed below:

Remuneration			Amount in Taka
Name	Designation	Executive Position	2016-2017
Mr Kazi Shakil	Managing Director (retired)	-	-
Mrs Tahiya Shakil	Director (retired)	-	-
Tauhidul I Chaudhury	Chairman (retired)	Director (Finance)	2,400,000
Javed Opgenhaffen	Chairman	Director (Sales & Marketing)	3,600,000
Md. Shirajul Islam	Managing Director	Director (Operation)	3,600,000
Sayeed Rezaraj Ahmmad	Director	-	-
Bhuban Chandra Sil	Independent Director	-	-
Mr. Sadad Rahman	Independent Director	-	-
Total			9,600,000

18. Explanation regarding tax provision for 9 months ended on 30th June 2016 is higher than that of 12 months ended on 30th June 2016:

We have audited the accompanying financial statements of S. S. Steel Limited, which comprise the Statement of Financial Position as at 30 June 2017 and Statement of Profit or Loss and Other Comprehensive Income, Statement of Cash Flows, Statement of Changes in Equity for the year ended 30 June 2017 and a summary of significant accounting policies and other explanatory information. It is mentionable here that, the comparative information in respect of the preceding period's.

19. Explanation regarding contingent liabilities as per BAS 37:

Nothing has come to our knowledge regarding any possible obligation that arises from past events. So, the contingent liabilities are not required to disclose in the financial statements in accordance with BAS 37.

20. Break-up of land and land development expenses:

Break-up regarding land and land development expenses shown in the audited financial statements as on 30.06.2017 are as follows:

Sl. No.	Location	Sale Deed No.	Area in Decimal	Deed Value in BDT
1.	Tongi I/A, Gazipur	23630	33.00	1,376,001
2.	Tongi I/A, Gazipur	2348	99.00	6,850,000
3.	Tongi I/A, Gazipur	23138	16.50	687,999
Deed Value of Land				8,914,000
Add: Registration Cost				1,337,100
Add: Development & Other Cost				69,782,082
Total Cost of Land Assets				80,033,182

Details of land development expenses are as follows:

Sl. No.	Particulars	Amount in BDT
1.	Earth Filling:	
	Earth filling and entire factory premises development cost by local sand, soil with labour and carrying including ditch area filling 1,950,966cft. @ Tk 26.00	50,725,116.00
2.	Internal Drainage (For TMT plant water refundment):	
	Earth filling and entire internal drainage development cost by local sand, soil with labour and carrying including ditch area filling 6300 sft @ Tk 1490.00 per sft.	9,387,000.00
3	Scrap Yard:	
	Earth filling and entire internal Scrap yard development cost by local sand, soil with labour and carrying including ditch area filling 6500 sft @ Tk 1350.00 per sft.	8,775,000.00
4	Brokerage Fee	894,966.00
Total		69,782,082.00

21. Month-wise gross sales & amount of VAT:

As per necessary papers and documents of the Company, we verified and month wise gross sales and amount of VAT for the year ended 30 June, 2017 are as follows:

Sl. no.	Name of month	Amount of gross sales (in Tk.)	Amount of VAT (in Tk.)	Net sales (in Tk.)
1.	July, 2016	258,300,660	2,185,740	256,114,920
2.	August, 2016	268,127,655	2,302,065	265,825,590
3.	September, 2016	203,082,741	1,842,273	201,240,468
4.	October, 2016	355,549,512	3,020,472	352,529,040
5.	November, 2016	271,331,172	2,387,808	268,943,364
6.	December, 2016	292,317,858	2,541,222	289,776,636
7.	January, 2017	243,443,298	2,132,712	241,310,586
8.	February, 2017	227,943,570	1,990,800	225,952,770
9.	March, 2017	302,316,789	2,565,837	299,750,952
10.	April, 2017	184,095,690	1,667,790	182,427,900
11.	May, 2017	251,054,274	2,155,572	248,898,702
12.	June, 2017	172,083,041	1,544,445	170,538,596
Total		3,029,646,260	26,336,736	3,003,309,524

22. Break-up of cash paid to suppliers and others in the cash Flow Statement:

Cash paid to suppliers & others

Cost of goods sold	2,322,695,709
Cash payment to employees	(145,855,700)
	<u>2,176,840,009</u>
Increase/(Decrease) in Inventory	(4,845,916)
Purchase during the year	2,171,994,093
(Increase)/Decrease in Accounts Payable	(175,359,677)
	<u>1,996,634,416</u>
Depreciation Expense	(73,758,747)
Cash payment to VAT	26,336,736
	<u><u>1,949,212,405</u></u>

23. Disclosure regarding balance confirmation certificates from all the parties of trade receivable:

During the course of our audit, we have issued 53 no. of balance confirmation letters to the parties, who have the balance above BDT. 20.00 lacs. We got twelve feedback letters out of 53, who confirmed their balance. There were total 820 no of parties out of which 53 no of parties have balance above 20.00 lacs and rest of parties have balance equal or less than BDT. 20.00 lacs. Following parties are confirm by balance confirmation certificates.

Abir Trading Corporation, A.K. Builders, Al-amin Steel, Al-Habib Steel, Alta Syndicate, Eathan Enterprise, Euro Builders, F H Traders, Gazipur Traders, G. M. Steel Agency, Madina Trading & Mama Vagina Enterprise.



24. Names, addresses and updated balance of trade receivable:

Name, address and updated balance of parties of accounts receivables are as follows:

SL. No.	Name of the Customers	Address	Contract Person	Balance as on 30.06.2017	Subsequent balance as on 31.12.2017
1	A Ahad Corporation	Shener Bazar, Rupsha, Khulna, Bangladesh	Mr. Ahad	(7,410)	-
2	Abdul Baten Liton (A0085)	Charagali, Tongi, Gazipur, Bangladesh	Abdul Baten Liton	(300)	-
3	Abdul Hadi Pathan (A0093)	Tongi Modhumita Cinnema Hall Road, Tongi, Gazipur, Bangladesh	Abdul Hadi	(1,300)	-
4	Abdul Kaium Traders	Natun Hat, Namo Sarkarbari, Chapai Nawabgonj, Bangladesh	Abdul Kaium	551,699	412,529
5	Abdul Mojid Bhuya	Pukurpar Road, Tongi, Gazipur, Bangladesh	Abdul Mojid Bhuya	-	(3,270)
6	Abdul Motin D.B.(A0148)	Khalpar, Diyabari, Uttara, Dhaka, Bangladesh	Abdul Motin	470	-
7	Abdul Razzak	Khulna Sadar, Khulna, Bangladesh	Abdul Razzak	(500)	-
8	Abdur Rashid (S) A0212	House-22, Road-10, Sector-03, Uttara, Dhaka, Bangladesh	Abdur Rashid		(308,310)
9	Abir Enterprise (A0001)	120, Nawabpur Rd, Dhaka, Bangladesh	Md. Abir Habib	1,200	-
10	Abir Trading Corporation	Attgoria Bazar, Pabna, Bangladesh	Md. Abir	8,558,286	7,939,813
11	Abul Bashar Khan	Uttara Dokhinkhan, Dhaka, Bangladesh	Abul Bashar Khan	110,270	72,470
12	Abul Hashem (A0197)	Monnu Nagar, Tongi I/A, Gazipur, Bangladesh	Abul Hashem	751,700	1,373,200
13	Abul Hossain	Surtoranga Road, Charagali, Tongi, Gazipur, Bangladesh	Abul Hossain	-	338,000
14	Abul Hossain Sarker (A0199)	Uttarkhan, Uttara, Dhaka, Bangladesh	Abul Hossain	(40,000)	-
15	Abul Hossain & Sons (A0098)	Middel, Rd No 41, Dhaka 1212, Bangladesh	Abul Hossain	60	-
16	Abul Kalam (A0012)	Mill gate, Tongi, Gazipur, Bangladesh	Abul Kalam	500	-
17	Abul Kalam(A0017)	Agorgaon, Colony Para, Agargaon, Dhaka, Bangladesh	Abul Kalam	4,730	-

18	Abul Kasem	Plot-19,Block-H, Mirpur-02, Dhaka, Bangladesh	Abul Kasem	-	(643,800)
19	Abul Khair Enterprise	89, Bir Uttam C.R Datta Road, Banglamotor, Dhaka - 1205, Bangladesh	Abul Khair	(13,650)	-
20	Abul Rice Store	Bou Bazar Rd, Tongi, Gazipur, Bangladesh	Mr. Abul	(1,350)	-
21	Abu Sayed (A0172)	Mokter Bari Mojid Bazar, Tongi, Gazipur, Bangladesh	Abu Sayed	200	-
22	Adam Trading (A0112)	60 feet, Mirpur, Dhaka, Bangladesh	Mr. Adam	(100)	-
23	Adarshanagar Jame Mashjid	AdarshanagarTongi, Gazipur, Bangladesh	Mosjid Committee	(149,425)	12,795
24	Ad Din Development Ltd.(A0063)	Kazir Gaon, Mirdha Bari, jatrabari, Dhaka, Bangladesh	Mr. Redwan	(326,950)	-
25	Adib &Brother(A0023)	H# 88, Avenue# 01, Block Kalshi Road, Mirpur-12, Dhaka, Bangladesh	Mr. Adib Sarker	783,050	565,010
26	Adim Enterprise(A0050)	Konapara,Matuail,demra, Dhaka, Bangladesh	Mr. Adim Miah	(250)	-
27	Advance Design & Development Ltd. (ADDL)	176, Gulshan Avenue, Gulshan North, Dhaka 1212	Mr. Titu	100,000	40,628
28	A.F.S. Quality & Niddle Fact	Natore Sadar, Natore, Bangladesh	Mr. Ayub Ali	(200)	-
29	A.G. Steel Corporation (A0062)	Sonargaon, Janapath Road, Sector-12, Nolvog, Turag, Uttara, Dhaka, Bangladesh	Mr. Khalil	404,000	583,700
30	Ahad Enterprise (A0013)	Pabna Sadar, Pabna, Bangladesh	Mr. Abu Ahad	(345)	-
31	A.H.Enterprise (A0220)	Bogra Sat Rasta, Bogra, Bangladesh	Mr. Akram/Mr. Rana	-	1,590,000
32	A. Hossain Traders	Khulna Sadar, Khulna, Bangladesh	Abul Hossain	200,000	-
33	Ahsan Enterprise (A0120)	95/3, Helena Center, Road-New Eskaton Road, Bangla Motor, Dhaka.	Mr. Ahsan	1,062,000	-
34	Ahsa Uniq Plaza	Hosen Market,Tongi, Gazipur, Bangladesh	Mr. Asiq	662,000	862,000
35	A.J Chowdhury	House-348, Road-05, Baridhara DOHS, Dhaka, Bangladesh	Mr. A.J Chowdhury	(5)	13,745
36	Aj Corporation (A0007)	H-348, Road-05, Baridhara DOHS, Dhaka, Bangladesh	Mr. Akram	24,710,553	24,563,933
37	Ajmal Hossain (A0216)	Goran Tampo Stand, Goran, Khilgaon, Dhaka, Bangladesh	Ajmal Hossain	-	(262,500)
38	Akash Traders(A0183)	Bonbariya, Pabna, Bangladesh	Mr. Akash	52,100	4,800

39	Akbor Ali Morji	Pukurpar Road, Tongi, Gazipur, Bangladesh	Mr. Akbor	1,000	-
40	A.K. Builders(A0022)	House-375,9/A, Dhanmondi, Dhaka, Bangladesh	Md. Morshedul Karim	6,376,915	6,518,663
41	Akhi Enterprise	Tongi Bazar, Gazipur.	Mr. Safayet Hossain	141,748	-
42	Akter Hosen Custom Super(A0201)	Dhor Chwrasta, Dhor, Uttara, Dhaka, Bangladesh	Akter Hosen Custom	12,750	-
43	Alam & Brothers	838, Kazipara, Begum Rokeya Sarani, Mirpur, Dhaka.	Md. Khorshed Alam	1,382,850	1,182,850
44	Alamgir Steel	169 Nawabpur Rd, Dhaka	Mr. Alamgir	200	80,360
45	Al-Amin Steel	Munshipara, Dinajpur, Bangladesh	Mr. Al-Amin	4,889,594	4,010,694
46	Al-Baraka (A0103)	New Eastern Housing, Mirpur, Dhaka, Bangladesh	Mr. Maruf	-	50,500
47	Al Baraka Enterprise	Siddirgonj, Narayangoj, Bangladesh	Mr. Maruf	473,512	573,352
48	Al-Baraka Steel (A0121)	34 Sector- 6, Alaul Avenue Road, Uttara, Dhaka. Cell-01849-751202	Mr. Maruf	(200,000)	-
49	Al Faruque Bags Ltd (A0079)	Shikor Santahar, Bogra, Bangladesh	Mr. Faruque	(41,875)	-
50	Al-Habib Steel(A0178)	Plot-8, Block-B, Sonargaon Janapath Road, Chandalvog, Turag, Dhaka-1230.	Md. Kamal	3,214,950	2,632,172
51	Al Haj Mostafa Kamal (A0215)	Charagali, Tongi, Gazipur, Bangladesh, Bangladesh	Mr. Mostafa Kamal	-	298,200
52	Alif Enterprise	House No-76, North Adabor Bazar, Adabor, Dhaka.	Mr. Alif	(1,060)	-
53	Ali Steel House	9, Zindabazar (Near Babu Bazar Boat Terminal) Kotowali, Dhaka 1212	Mr. Ali	(2,680,000)	(319,815)
54	Alkes Commissioner (A0080)	Auchpara, Tongi, Gazipur, Bangladesh	Mr. Alkes	415,000	94,000
55	Allah Bhrosha Traders (A0221)	Tongi Bazar, Tongi, Gazipur, Bangladesh	Mr. Taslim Ahmed	-	2,964,400
56	Al - Madina Furniture	165/A/1, Tejkunipara, Tejgaon, Dhaka 1215, Bangladesh	Mr. Tasfeen	(234)	-
57	Al-Modina Jame Masjid(A0031)	Ibrahimpur, Kafrul, Dhaka, Bangladesh	Mosjid Committee	149,425	86,547
58	Al Modina Traders(A0047)	Natore Sadar, Natore, Bangladesh	Mr. Rakib Uddin	(1,973)	-
59	Alomgir	Tongi, Gazipur, Bangladesh	Mr. Alomgir	-	180,000



60	Alom Steel(S0110)	Pubail Road, Tongi,Gazipur, Bangladesh	Mr. Alom	1,000	63,640
61	Alpha Steel(A0128)	Satrasta Mor, Tejgaon, Dhaka, Bangladesh	Mr. Joynal	(1,070,625)	(630,456)
62	Alta Syndicate	Nogaon Road, Santahar, Bogra, Bangladesh	Hazi	28,684,203	84,263,319
63	Al- Watan Garden(A0049)	Stakhira Sadar, Satkhira, Khulna, Bangladesh	Mr. Ruhul	70	-
64	A & M Architec	17/C, Panthopath, Dhaka, Bangladesh	Mr. Suruj Uddin	277,900	162,970
65	Amena & Co.	Karasur, Mohammadpur, Dhaka, Bangladesh	Mr. Musa	169	-
66	Amin Trading	2 No, Shonaray Road, Sestor Uttara, Dhaka, Bangladesh	Mr. Amin	926,613	878,613
67	Aminul Islam (A0097)	Adabor, Shamoli, Dhaka, Bangladesh	Aminul Islam	-	140
68	Aminul Islam Banija	Kazipara, Mirpur, Dhaka, Bangladesh	Aminul Islam	464,200	463,480
69	Aminul Islam Rana	Sherapara, Mirpur, Dhaka, Bangladesh	Aminul Islam	220	-
70	Amtranet Group	8th Floor, Maa Tower, K. B. M Road, Tongi Industrial Area, Gazipur 1710, Bangladesh	Mr. Adnan	(1,169,250)	672,125
71	Anan Enterprise (0104)	1706, Rayerbag Bus Stand Road, Dhaka	Mr. Anan	(940)	-
72	Angina Enterprise (A0033)	Hasnabad, Narayangonj, Bagladesh	Mr. Motin	(170)	-
73	Anondo Timba Complex	1245, East Monipur, Begum Rokeya Sharani, Mirpur, Dhaka-1216, Bangladesh	Mr. Anondo	2,600	-
74	Anowara Enterprise(A0060)	Hazi Gofur Ali Super Market, Hazrat Shah Kabir Mazer, Konabari, Gazipur, Bangladesh	Mr. Sanowar Hossain	23,800	-
75	Anower Enterprise	Kalshi Road, Mirpur-12, Dhaka, Bangladesh	Mr. Anower	537,400	597,563
76	Anower & Sons	Progati Sarani, Badda, Dhaka, Bangladesh	Mr. Anower	38,860	-
77	Ansar Ali (A0160)	Notun Bazar, Badda, Dhaka, Bangladesh	Ansar Ali	(2,500)	-
78	ANZ Propertise(A0137)	Project #20,Road#119, Gulshan, Dhaka, Bangladesh	Mr. Sabbir	3	-
79	Apon Traders	Feroza Center (1st Floor) Suite 205-206, 42/A/2, Hatkhola Road, Tikatuli, Dhaka, Bangladesh	Mr. Apon	42,500	67,500
80	APS Aperial Ltd.(A0180)	106 East Faidabad, Dakkhinkhan, Dhaka, Bangladesh	Abdus Salam	339,900	369,900

81	Arafat Enterprise (A0100)	11, B/B, 2nd Colony, Mazar Road, Mirpur- 1, Mirpur, Dhaka 1216, Bangladesh	Mr. Arafat	498,000	408,000
82	Arafat Enterprise (A0200)	Banehsvar Bazar, Puthia, Rajshahi, Bangladesh	Mr. Arafat	63,870	77,870
83	Arafat Trading (Khulna)_ A0059	Shiromoni Bazar,Khulna, Bangladesh	Mr. Arafat	(19,200)	844,700
84	Arakan Traders	15, B/B, 2nd Colony, Mazar Road, Mirpur- 1, Mirpur, Dhaka 1216, Bangladesh	Mr. Arakan	1,000	36,000
85	Architectural & Structural Ltd(A0031)	EL Centre, 29, West Panthapath,, Bir Uttam Kazi Nuruzzaman Road, Dhaka 1205	Mr. Noman	(4,600)	(6,200)
86	A.R.Construction (A0081)	Pagar,Tongi Area,Gazipur, Bangladesh	Mr. Rajib	(3)	-
87	ARC Steel Corporation (A0092)	Koddarmor Main Road, Sirajgonj, Bangladesh	Mr. Prodip	19,068	12,941
88	Arif Enterprise	House- 52, Section- 11, Block- C, Avenue- 5, Road- 2, Pallabi, Mirpur, Dhaka, Bangladesh	Mr. Arif	253,649	176,379
89	Artistic Propreties Ltd. (A0213)	House No:04, Road No:07, Sector/Block:03, Uttara West, Dhaka, Bangladesh	Mr. Jahangir	-	2,500,000
90	A R Traders	Kaligonj Bazar Road, Keraniganj, Bangladesh	Mr. Main Uddin	(3,600)	-
91	Asha Enterprise (A0054)	House 67, Shah Makdum Avenue, Sector-12, Uttara, Dhaka, Bangladesh	Mr. Samsul	727,620	584,453
92	Asha Uniq Plaza (A0074)	Ahsa Uniq Plaza Hosen Market,Tongi, Gazipur, Bangladesh	Mr. Samsul	(652,630)	(428,973)
93	Ashiana Properties Ltd(A0041)	279/3/K Matikata Rd, Dhaka, Bangladesh	Abdul Motaleb	(87,800)	(57,580)
94	Ashraf Fakir (A0170)	Charagali, Tongi, Gazipur, Bangladesh	Mr. Ashraf Fakir	(160)	-
95	Aslam Hosen (A0195)	Kamarpara, Uttara, Dhaka, Bangladesh	Mr. Aslam Hosen	(170)	-
96	Asma Akther (A0048)	Kamarpara, Turag, Dhaka, Bangladesh	Mrs. Asma	(276)	-
97	Asraf Iron Store (A0011)	Narail, Jessore, Bangladesh	Mr. Asraf	8,122	7,516
98	Asraf Traders (A0190)	Mukter Bari Road, Tongi, Gazipur, Bangladesh	Mr. Asraf	(84,202)	-
99	Asraf Uddin (A0202)	Diyabari, Uttara, Dhaka, Bangladesh	Mr. Asraf Uddin	(498)	-
100	Ataur Construction(A0040)	Toma Tower77/1, Kakrail, Dhaka-1217, Bangladesh	Mr. Ataur	(209,000)	-
101	Ataur Rahman (A0090)	Konabari, Mouchak, Gazipur, Bangladesh	Mr. Ataur rahman	500,000	415,798

102	Ataur Traders	Diabetic Hospital More, Uposha, Dinajpur, Bangladesh	Mr. Ataur	1,279,140	1,314,340
103	Atior Rahman(A0160)	Bowniya Bazar, Bowmiya, Turag, Dhaka, Bangladesh	Atior Rahman	(250)	-
104	Atique Enterprise(A0124)	24 Islambag, Lalbag, Dhaka, Bangladesh	Mrt. Atique	114,111	144,331
105	ATM Builders	Auronima Tower,Auchpara, (Hazi Md.joinul abden Road), Tongi, Gazipur, Bangladesh	Mr. Shihab Uddin	(450)	(1,198)
106	Aurna Corporation (A0076)	Khukni Doulotpur, Belkuchi, Sirajgonj, Bangladesh	Mr. Johir	(400)	-
107	AWR Real Estate	House# 09, Road# 25/A, Block-A, Banani, Dhaka, Bangladesh	Eng. Abdul Haider	1,132,063	723,063
108	Aziz Vila (A0030)	Abdullahpur, Uttara, Dhaka, Bangladesh	Mr. Aiz	(400)	-
109	Bablu & Brothers	Shantinagar, Malibug, Dhaka, Bangladesh	Mr. Bablu	1,500	2,150
110	Babul & Brothers	27, Station Road, Khulna, Bangladesh	Mr. Bablu	1,010	523,010
111	Babul Miah (B0031)	College Gate, Tongi, Gazipur, Bangladesh	Mr. Babul Miah	(50)	-
112	Bachhu Mia Complex(B0056)	322, Ibrahimpur Bazar, Kafrul, Dhaka, Bangladesh	Md. Bachhu Mia	650	-
113	Badal & Sons(B0070)	617, Begum Rokeya Saroni (Kazipara), Dhaka-1216, Bangladesh	Mr. Badol	216,900	176,900
114	Badiul Alam	Road# 02, Sec-10, Uttara, Dhaka, Bangladesh	Mr. Badiul	398,380	538,380
115	Baharul Islam	Uttara House Building, Uttara, Dhaka, Bangladesh	Mr. Baharul	432,200	592,200
116	Badrul Amin B0052(TR)	Baitul View Tower (11th Floor), 56/1, Topkhana Road, Dhaka 1000, Bangladesh	Mr. Badrul Amin	1,077,000	423,479
117	Bando Eco Apparels(B0048)	Uttar Kaundia, Amin Bazar, Savar, Dhaka, Bangladesh	Mr. Shohidul	100	-
118	Bangladesh Builders	Uttara, Khalpar, Uttara, Dhaka, Bangladesh	Mr. Abir Uddin	616,425	786,425
119	Bangladesh Politechnical Inst.	Shahid Tajuddin Ahmed Sorony, Tejgaon Industrial Area, Dhaka – 1208, Bangladesh	Mr. Moniruzzaman	505	-
120	Bangladesh Steel Agency(B0010)	Holding no-96, Road-Shahid Nazrul Islam Sharani, Purana Paltan, Dhaka,Bangladesh	Mr. Saif	251,647	381,647
121	Bangladesh Steel (B0059)	UttaraSonargaon Jonopath Road, Dhaka, Bangladesh	Mr. Saif	104,323	(218,240)
122	Bangladesh Steel Corporation	102 Kazi Nazrul Islam Ave, Dhaka 1215,	Mr. Adib Asif	635,384	335,384



		Bangladesh			
123	Bangladesh Trade(B0062)	407, Tejgoan Industrial Area Dhaka 1208, Bangladesh	Sadman Sakib	342,350	415,800
124	Bank Valley (B0086)	Sky View Trade Valley, Holding No: 66/1 (1st Floor), VIP Rd, Dhaka, Bangladesh	Mr. Yousuf	-	2,500
125	Barik Brothers(K)	617, Begum Rokeya Saroni (Kazipara), Dhaka-1216, Bangladesh	Mr. Barik	746,519	447,124
126	Barisal Cement	Road no 33, Shop#12, Rupnagor, Mirpur, Dhaka-1216, Bangladesh	Mr. Razibul	1,382,396	745,896
127	Barishal Steel Corporation	Road no 33, Shop#12, Rupnagor, Mirpur, Dhaka-1216, Bangladesh	Mr. Nannu Miah	764,737	768,712
128	B.A.T Complex B0066	S A Complex, Bir Uttam Rafiqul Islam Ave, Dhaka 1212, Bangladesh	Md. Aklas	975	-
129	Beauty Trading	Haji Abdus Sattar Plaza, Noyabari, Vatara. 100ft Road, Madani Avenue, Natun Bazar, Dhaka 1212, Bangladesh	Mr. Badrul Ahasn	3,000	-
130	Beg & Brothers	407, Tejgoan Industrial Area, Dhaka, Bangladesh	Mr. Beg	(240,647)	(440,647)
131	B.G Corporation	21/1, Zikatola, Dhaka-1209, Bangladesh	Mr. Badsha	813,437	1,746,857
132	B.G Corporation(Beribad)	27/2,Beribad, Sonatongor, Hazaribag, Dhaka, Bangladesh	Mr. Badsha	468,260	(157,740)
133	Bhai Bhai#02	Bogra Police Line, Bogra, Bangladesh	Mr. Khokon	(687,705)	2,390,795
134	Bhai Bhai Construction (B0063)	290/1, Ibrahimpur Bazar Road, Dhaka Cantt., Dhaka 1206, Bangladesh	Mr. Khokon	-	(2,898,000)
135	Bhai Bhai Ent(Pubail)	Pubail, Gazipur, Bangladesh	Mr. Khokon	1,217,557	1,215,557
136	Bhai Bhai Trade	Ba-95, C-5, South Badda Bazar, Dhaka 1212, Bangladesh	Mr. Khokon	890,175	(3,482,345)
137	Bhai Bhai Traders(Khulna-B0055)	4 No Shibpur, Nalua Bazar, Chitalmari, Bagerhat, Khulna, Bangladesh	Mr. Khokon	904,000	4,381,800
138	Billah Traders (B0088)	Mirpur-01, Dhaka, Bangladesh	Mr. Billah	-	670,200
139	Bishawjit Enterprise	Sonargoan Jonopath Road,Uttara, Dhaka, Bangladesh	Mr. Bishawjit	355,900	347,906
140	Bismilla Enterprise (Mongla) B0068	Mongla, Khulna, Bangladesh	Mr. Shohel	(8,500)	-
141	Bismillah Engineering(B0067)Tr.	160 Green Rd, Dhaka 1205, Bangladesh	Mr. Biplob	311,703	286,703



142	Bismillah Steel House	188/1 Ganaktuli Rd Dhaka 1205 Ganaktuli Rd, Dhaka 1205, Bangladesh	Mr. Morshedul Jahan	888,000	370,780
143	Bismillah Traders Tongi (B0013)	Ershadnagar, Tongi, Gazipur, Bangladesh	Mr. Ramjan Ali	(166,000)	(102,780)
144	Bismillah Trading Cor.(B0025)	Pirojpur, Borishal, Bangladesh	Mr. Al-Amin	(1,494)	-
145	Bismilla Traders (B0021)	Tongi, Gazipur, Bangladesh	Mr. Yonus Ali	197,490	821,890
146	Biswanath Shaha	Mathbor Bari Road, Bawniya, Turag, Dhaka, Bangladesh	Mr. Biswanath Shaha	(8,750)	-
147	B.M Traders	319/320(2nd floor), Jahed plaza, 30 Avenue Gulshan, Dhaka 1212, Bangladesh	Mr. Manjarul Rony	(998)	-
148	Boby Kaligong(B0059)	Kaligonj, Bangladesh	Md. Osman	13,750	-
149	Bogra Enterprise	Sonargaon Janapath Road, Sec-15, Uttara, Turag, Dhaka, Bangladesh	Mr. Shajahan	(10)	-
150	Boishaki Traders (B0022)	Abadpukur, Raninagar, Naogaon, Bangladesh	Mr. Monbin	(510,900)	(507,000)
151	Bokul Hossain(B0010)	Charagali, Tongi, Gazipur, Bangladesh	Mr. Bokul Hossain	(100,000)	-
152	Bondon Traders(B0073)	Uttara, Dhaka, Bangladesh	Mr. Shovu	9	-
153	Borhan Uddin Miah B0069	12 no Khalpar, Uttara, Dhaka, Bangladesh	Mr. Borhan Uddin Miah	200	-
154	Bozan Sarker (B0042)	Charagali, Tongi, Gazipur, Bangladesh	Mr. Bozan Sarker	150,800	50,800
155	Bravo Apparel(B0030)	PLOT-10,11,12. DAG NO-128, MOUJA-HIMERDIGE. GAZIPUR, 1710. Bangladesh	Md. Asraful Islam	17,244	88,829
156	Bricks & Bridges (B0051)	House # 46/A, Road# 11/A, Dhanmondi R/A, Dhaka-1209, Bangladesh	Md. Amir Ali	3,096	(1)
157	Brothers Steel (B0049)	Sirajong Sadar, Bangladesh	Md. Dudu Miah	(586,350)	(2,040,903)
158	BS Traders	Kalshi Shangbadiq Coloney, Pallabi, Mirpur, Dhaka, Bangladesh	Md. Elias	(2,000)	(2,169)
159	Build Asia B0053	99 Kazi Nazrul Islam Ave, Dhaka 1215, Bangladesh	Md. Badol	1,378,500	1,438,800
160	Building Technology(B0038)	Care H# 486 (G F), R# 32, Road#31 New DOHS Mohakhali New DOHS, Mohakhali, Dhaka- 1206, Bangladesh.	Md. Fakrul Islam	28,151	(244,149)
161	Cement Center	35-A/2, Rokeya Swaroni, Senpara, Mirpur-10, Dhaka, Bangladesh	Gausur Reza	(578,940)	(524,931)

162	Central Motors(C0014)	Progoti Sarani, Merulbadda, Dhaka, Bangladeh	Mr. Joshim	-	(5,520)
163	Chaina Town	Borad Bazar, Tongi, Gazipur, Bangladesh	Md. Hamidul Islam	53,800	-
164	Champion Engineering	Mirpur-02, Dhaka, Bangladesh	Md. Imran	(19)	-
165	Chitra Impex(C0025)	10/3/1-Toyenbee Circular Road (2nd Floor), Motijheel C/A Dhaka-1000, Bangladesh	Mr. Durbo	(150)	-
166	Chowdhury Trading (Tr)	20, New Super Market, Baitul Mukarram, Dhaka 1000, Bangladesh	Mr. Chowdhury	12,196,899	9,746,899
167	Chunno & Co. (C0013)	Palton, Dhaka, Bangladesh	Mr. Chunno	(45)	-
168	City Trade (Pvt) Ltd	Suvastu Imam Square, 65 Gulshan Ave, Dhaka 1212, Bangladesh	Md. Jakirul Islam	75,000	25,000
169	Comilla Steel Corporation(C0010)	Tasbiha Plaza, Sonargaon Janapath road, Chandalvog, Turag, Uttara, Dhaka, Bangladesh	Mr. Kafil Uddin	332,000	382,000
170	Commerce Corner	Flat# 5B, House# 19, Road# 02, Uttara, Sector# 06, Dhaka-1230, Bangladesh.	Abdul Hai	(41,255)	-
171	Continental Traders(Shahabuddin Cont.)	House #71, Road#12, Sector#14, Uttara, Dhaka-1230, Bangladesh	Mr. Shahabuddin	98,150	56,745
172	Cont. Md. Masum Billa(C0019)	Kustia House Building, Kustia, Bangladesh	Md. Masum Billa	(507)	-
173	Cont. Wahudjaman (C0003)	Kalia, Narail, Jessore, Bangladesh	Mr. Wahudjaman	(10,196)	304
174	Creativity Ltd (C0011)	Basabo, Dhaka, Bangladesh	Mr. Salauddin Shuvo	(150)	-
175	Dada Engineering	40, Joymot Khan Road, Pagar, Tongi, 1710. Dhaka, Bangladesh	Mostak Ahmed Milu	265,691	507,191
176	Dada Enterprise	Tongi Station Road, Tongi, Gazipur, Bangladesh	Mostak Ahmed Milu	-	(241,500)
177	Das Traders (D0038)	Tangail Sadar, Tangail, Bangladesh	Subir Das	(1,853)	(3,053)
178	Debakor Roy	Purotan Bastan (Chokdeb), Bazar Road, Naogaon, Bangladesh	Debakor Roy	1,386,116	1,392,903
179	Decent Apartment (D0003)	Adabor, Mirpur, Dhaka, Bangladesh	Mr. Zafor Iqbal	(1,325)	-
180	Decent Housing (D0016)	Bashundhara R/A, Bashundhara, Dhaka, Bangladesh	Md. Altaf Hossain	-	(1,000)
181	Delower Hossain	Tongi Modhumita Cinnema Hall Road, Tongi, Gazipur, Bangladesh	Delower Hossain	(300,735)	(102,060)
182	Delwar Traders (TR)	Tongi Modhumita Cinnema Hall Road, Tongi, Gazipur, Bangladesh	Delower Hossain	303,000	103,000

183	Desh Energy Chandpur Power Con. Ltd (D0041)	Lotus Kamal Tower – One, 16th Floor, 57 Joar Sahara C/A, Nikunja 2, Dhaka 1229, Bangladesh	Mr. Limon	-	2,700,430
184	Dhaka Steel Corporation	B-38/3, Aricha Road, Dhulivita, Dhamria, Dhaka, Bangladesh	Mr. Ziko	123,670	83,670
185	Dhaka Trading	53, 11th Floor, Baitul Abed, Purana Paltan, Dhaka, Bangladesh	Md. Jony	-	(1)
186	Dhali Propertise	House#136, Shankor, Dhanmondi, Dhaka, Bangladesh	Mr. Dipok	(7,850)	-
187	Dhaly Construction Ltd.(D0007)	House#24, Road#2, Nikunja-2. Dhaka, Bangladesh	Mohaimin Al-Razi	634,244	5,615,684
188	Digital Destination	Ka/212/14, Khilkhat, Namapara, Bangladesh	Md. Mehdi Rana	(591,448)	(551,448)
189	Dipok Kumar Dev	Sharisahati more, Chakdev, Naogaon, Bangladesh	Dipok Kumar Dev	11,100	18,950
190	Dipon Infrastructure Services Ltd (D0010)	Rangs FC Enclave, plot-6/A (10th fl), Road- 32, Gulshan Avenue, Dhaka, Bangladesh	Mr. Dipon	(18,300,000)	(3,675,000)
191	Dird Composite	Faruk Rupayan Tower (12th, 13th & 16th Floor), 32, kamal ataturk avenue, Banani Dhaka-1213, Bangladesh	Mr. Kafi	935,897	935,237
192	Doric Design & Development (D0014)	Panthpath, Rasel Squire, Dhaka, Bangladesh	Mr. Shopon Saha	(660)	-
193	Dr. Muktafur Rahman (D0039)	Tongi Station Road, Tongi, Gazipur, Bangladesh	Dr. Muktafur Rahman	-	256,650
194	Dui Bhai Enterprise	Plot No.6, Road No.9, Block-J, Baridhara, Vatara, Dhaka 1212	Mr. Shahid Borhan	788,575	763,950
195	Dui Bhai Enterprise(D0020)	Rajandapur Bazzar, Sreepur, Gagipur. Phone # 01718258891	Mr. Shahid Borhan	283,529	372,878
196	Easin (E0012)	Dokhin Khan, Uttara, Dhaka, Bangladesh	Mr. Easin	(24,625)	-
197	Eastern Steel	House No. 11, Road No. 2/E, Block - J, Baridhara, Dhaka-1212, Japan School Rd, Dhaka 1212	Ahsan Habib Jewel	85,349	-
198	Eathan Enterprise(E0009)	Naogaon, Bangladesh	Mr. Komol	2,769,805	733,205
199	Edris Plaza(E0005)	Shop No-43, 82/4, Edris Super Market, Jatrabari, Dhaka 1204	Mr. Saifuddin	4,000	-
200	Ekbal & Brothers (E0020)	Tongi, Gazipur, Bangladesh	Mr. Ekbal	219,410	93,750
201	Electro Venture	Mumtaz Plaza (5th Floor), House#7, Road#4, Dhanmondi R/A, Dhaka - 1205.	Mr. Jibon	597,583	643,083
202	Elite Iron	South Avenue Tower(2nd Floor), Road-3, House-50, 7 Gulshan Avenue, Dhaka-1212, Bangladesh	Tarikul Islam Shohag	768,460	859,460



203	Elius Traders(E0014)	Chondra, Kaliyakore, Gazipur, Bangladesh	Kobir Uddin	206,050	201,400
204	Engineers Steel Cor.(E0007)	House# 50, Road#10, Uttara, Dhaka, Bangladesh	Mr. Abdullah	586	-
205	Engr. Md Shohidulla (E0017)	Uttara Model Town, Uttara, Dhaka, Bangladesh	Engr. Md Shohidulla	-	(339,500)
206	Engr.Saiful(E0008)	Hazicamp,Uttara, Dhaka, Bangladesh	Engr.Saiful	100	-
207	Eng. Sayed (E003)	Dokhin Khan, Uttara, Dhaka, Bangladesh	Eng. Sayed	486,650	350,836
208	Envoy Textiles Ltd. (E0023)	Valuka, Mymensingh, Bangladesh	Bedesh Badro	-	1,879,588
209	Ethen Enterprise (E0009)	Naogaon Sadar, Naogaon, Bangladesh	Romel Saiful	-	3,335,900
210	Euro Builders	BIDC Road, Joydebpur, Gazipur, Bangladesh	Imrul hasan	2,157,755	2,146,155
211	Fahad Enterprise	Sreepur, Gazipur, bangladesh	Mr. Fahad	75,140	200,800
212	Fahim Tower	Palton, Dhaka, Bangladesh	Mohammad Dulal	-	(102)
213	Faiza Enterprise (F0003)	Sunamgonj, Sylhet, Bangladesh	Milon Hossain	100,000	-
214	Faizer Enterprise (F0009)	Police Line, Kustia, Bangladesh	Amir Hamza	(100,000)	(96,000)
215	Farhad Hossain (F0017)	Tongi Bazar, Tongi, Gazipur, Bangladesh	Omar Ali	(51,750)	-
216	Far Holdings (F0011)	Mohammadpur, Dhaka, Bangladesh	Mr. Khalaque Raju	-	338,000
217	Fariha Steel Cor. (F0002)	Tasbiha Plaza, House-8, Sonargaon Janapath road, Chandalvog, Turag, Uttara, Dhaka, Bangladesh	Mr. Ramit Azad	412,000	459,250
218	Faruk Miah F0030	Tongi Station Road, Tongi, Gazipur, Bangladesh	Mr.Faruk Miah	(1,000)	-
219	Fazlul Haque Traders(F0004)	Plot: 1-2 & 4. Mirpur Road, Shyamoli, Dhaka-1207, Bangladesh	Mr. Fazlul Haque	287,482	247,482
220	Feraz Alom Foo31	Turag Chowrasta, Turag, Uttara, Dhaka, Bangladesh	Mr. Feraz Alom	(29,068)	(9,068)
221	Ferdousi Haque Reba (F004)	Hosen Market,Tongi, Gazipur, Bangladesh	Mrs. Ferdousi Haque	(24)	-
222	F H Traders (Tr)	72/b Malibagh Chowdhury Para, Dhaka 1219, Bangladesh	Mannan Talukder	20,664,966	20,264,966

223	Firoz Ahamed (F006)	Tongi Station Road, Tongi, Gazipur, Bangladesh	Firoz Ahamed	100	-
224	Five Star Developer Ltd. (F0018)	Progoti Sarani, Middle badda, Dhaka, Bangladesh	Mr. Shiblu Rahman	-	(600)
225	Fm Engineers Associates	A12 Rowshan Tower (8th Floor), Panthapath, Dhaka- 1205, Bangladesh	Eng. Sohidullah Sehab	-	136,200
226	FNA Cold Storage Ltd	Natore Sadar, Natore, Bangladesh	Abdul Malek	-	1,463,000
227	Friends Tower	27 Avoy Das lane, Dhaka 1203, Bangladesh	Mr. Sadek Hossain	83,770	103,770
228	Future Vision Developer	Tongi Station Road, Tongi, Gazipur, Bangladesh	Nur Nabi Raton	50	264,550
229	Galaxy Enterprise	Tangail Road. Chandona Chowrasta. Gazipur, Bangladesh	Mostaque Ahmed	9,900	-
230	Gazi Bangla Corporation (G0003)	37/2, Bir Protik Gazi Dastagir Road, Purana Paltan, Dhaka-1000	Sjol Krisna Pal	(950)	-
231	Gazipur Iron	Tangail Road. Chandona Chowrasta. Gazipur. Phone:02-9252556/ 01714206473	Jahangir Alam	1,297,872	1,136,722
232	Gazipur Metal(G0013)	Tongi Bazar, Tongi, Gazipur, Bangladesh	Kiron	219,260	126,560
233	Gazipur Traders	Vawal College, Tangail Road, Chandana Chowrasta, Gazipur. Phone:9256940/01671744063	Sanaton Kumar Saha	4,087,087	4,007,034
234	G.B.B.Ltd	Road 4, House 7, 5th Floor, Dhanmondi R/A., Dhaka 1205	Musabber Rahman	134,000	88,000
235	Generation Next Fashin's Ltd(G0023)	Ashulia, Savar	Dewan Al Mamun	376,000	3,096,000
236	General Steel Buildings (G0015)	Keranigonj, Dhaka, Bangladesh	Mahmudul Hasan	-	200
237	Generation Next Fashion's Ltd (TR)	House-348, Road-05, Baridhara DOHS, Dhaka, Bangladesh	Mr. Tanjil	3,028,000	(57,000)
238	G H Steel Cor (G0022)	DOHS.Pollobi,Mirpur	Md. Nure Aloom	1,271,500	1,171,500
239	G.M.Javed Traders(G0031)	Banani Chairman Bari, Dhaka, Bangladesh	Mr. Javed	2,000	-
240	G.M,Javed Trading (Khulna) G0032	Khulna Sadar, Khulna, Bangladesh	Mr. Javed	(1,887)	(51,887)
241	G.M .Steel Agency	H-79, Block-L, Room No.8/9/10, New Airport Road, Dhaka, Phone # 8923941,8952961	Ramijul Haque	33,466,399	34,258,879
242	G.M. Traders	House#68, Block#D, Main Road, Badda, Dhaka-1212, Bangladesh	Rabiul Member	50,600	-



243	Gold Wing Builders(G0010)	House#21, Road#02, Block#B, Section#12, Pallabi, Mirpur, Dhaka. Cell:01755-542404/01711824801	Faisal Ahmed	587,365	487,365
244	Good Luck Engr. Co. (G0018)	Mirpur, Dhaka 1216, Bangladesh	Ujjal Das	-	(150)
245	Grand Properties	House # 135, Road# 13, Block#E, Banani, Dhaka-1212. Cell: 01744-340581.	Md. Sharier	1,162,967	778,967
246	Greenbay Develop.(G0005)	House # 24-C (4th Floor), Road # 16, (Old-27), Dhanmondi, Dhaka-1209, Bangladesh	Syed Islam	-	2,100,000
247	Greenbay Develop.(G0005)	H-15, R-3,B-A,Mirpur-11 . Cell: 01758840880	Galib Jashim	2,100,000	(60)
248	Greenland Builders Ltd (G0011)	Plot-34, Road-100, Gulshan-2, Dhaka Cell:01847100803	Abdullah Mamun	42,510	20,510
249	Green Traders	House-69, Block-C, Main Road, Aftab Nagar Project, Badda, Dhaka 1212	Tutul Hossain	604,006	619,006
250	Green Traders Co.(G0016)	House#69, Block#C, Main Road, Badda, Dhaka-1212. Cell:01744-340581	Musfiqur Rahman	(506,300)	(226,300)
251	Gumti Textiles Ltd	Plot-1136, Shofipur, Kaliyakor, Gazipur, Bangladesh	Riadul Islam Razib	-	3,038,500
252	Gunjon Traders(G0002)	Shampur, Rangpur, Bangladesh	Shaffat Siddique	-	(2,200)
253	Hadia Trading(H0024)	Khajurtola ,Natore Cell: 01726758595/0171202179	Mr. Soaeb Sayeed	(17,050)	(21,550)
254	Hafes Traders(Tangail)	Tangail Biswo Road, Tangail, Bangladeh	Mr. Hafes	867,700	898,700
255	Hailme Enterprise	25/2,Kuril Progoti Soroni Gulshan, Dhaka, Bangladesh Phone # 8410234(0),8411097(R)	Mr. Halim	(223)	39,777
256	Hamana Traders	Hospital Road, Dinajpur-5200. Phone:01713721371/ 01716531703	Mr. Hamana	166,366	261,366
257	Hamid & Sons(H0021)	Rangpur	Mr. Hamid	(3,900)	-
258	Hamid Traders (H0029)	Pabna Sadar, Pabna Cell: 01912869812 / 0732663205	Mr. Hamid	(1,842,700)	(6,529,200)
259	Hamid Traders (H0031)	20/2, BCC Road, Thatary Bazar, Dhaka 1203	Mr. Hamid	3,467,650	2,108,250
260	Hamza Apparels Ltd	House No. 32-D & E, Road No. 2, Sector No, 3, Uttara Model Town, Uttara, Dhaka,Bangladesh	Mr. Hamza	-	(9,686,925)
261	Hamza Chemical Ind.Ltd	House No. 32-D & E, Road No. 2, Sector No, 3, Uttara Model Town, Uttara, Dhaka,Bangladesh	Mr. Hamza	-	(6,590,475)
262	Hanif Enterprise (H0007)	Saver, Dhaka Cell: 01822699881/01712222362	Mr. Hanif	116,000	258,500

263	Hannan Enterprise	Sherpur Station, Bogra. Cell:01737-664421	Md. Hannan	300	-
264	Hannan Traders(H0061)	Bogra Sadar, Bogra, Bangladesh	Md. Hannan Abir	299,580	155,580
265	Haque & Brother (H0042)	Sripur, Gazipur, Bangladesh	Mr. Haque	150	-
266	Haque Enterprise	Naogaon. Cell: 01744639875.	Mr. Haque	504,390	402,390
267	Haque Shabe (H0038)	Tongi Bazar, Tongi, Gazipur, Bangladesh	Mr. Haque Shabe	(1,750)	70,250
268	Haque & Sons (H0006)	Jhenaidha Cell: 01787666560	Mr. Shahin Haque	3,000	53,000
269	Harun Enterprise (H0010)	Tangail	Mr. Harun	(3,575)	4,425
270	Hasan Ali Traders(H0063)	Tangail	Mr. Hasan Ali	250	100,250
271	Hasan & Associat Ltd.	5 Shaheed Shangbadik Salina Parveen Sarak, Boro Moghbazar, Dhaka	Sumon Hasan	2,840,342	2,432,342
272	Hasan & Sons	Plot-11, Block-C, Main Road Banosree, Rampura, Dhaka-1219, Bangladesh	Mr. Asraf Hasan	18,979,610	18,370,010
273	Hasmot Shajalal Enterprise	Kaan a sobur road, Daulatpur, Khulna, Bangladesh	Mr. Shajalal	-	(510,000)
274	Hasnabad Traders	Hasnabad Cell:01615-087110	Mr. Kolimullah	(5,142,411)	761,019
275	Hasnat Traders (H0025)	Kaan a sobur road, Daulatpur, Khulna Cell: 01711338580 / 01769457624	Mr. Tanvir	388,000	674,000
276	Hayat Mahmud Foisal	Joshim Uddin, Uttara, Dhaka, Bangladesh	Mr. Foysal	(250)	(50,250)
277	Hazera Builders (H0005)	Mohammadia Housing td Mohammadia Housing Ltd. Dhaka, Dhaka-1207 Bangladesh	Golam Mowla	200	100,200
278	Hazi Ali Hossain	Turag Chowrasta, Turag, Uttara, Dhaka, Bangladesh	Mr. Ali Hossain	(415,000)	(94,000)
279	Hazi Jubayer & Sons(H0081)	Jamalpur Sadar, Jamalpur, Bangladesh	Mr. Jubayer	(21,635)	(4,635)
280	Hazi Siraj Khan	Manikdi, Bawniya Badh, Dhaka, Bangladesh	Hazi Siraj Khan	(250)	30,750
281	Hazi Traders	Maona Chowrasta Sreepur Road, Gazipur Cell: 01711273276	Hazi Siraj Khan	380,000	284,000
282	Hazrat Shah Jalal Ent	Tongi Station Road, Tongi, Gazipur, Bangladesh	Mr. Sha Jalal	-	503,000
283	Heritage Real Estate (H0012)	160, Lake Circus, Kalabagan, Mirpur Road, Dhanmondi, Dhaka 1205	Abdullah Al-Baki	380,244	514,044

284	H.K Trading	Go 99/2, Progoti Shoroni Road, Middle Bada, Dhaka. Cell:01731-511329	Mr. Tuhin	742,500	592,500
285	H.N.R. Corporation	Baitul Mokaddim Jame Moshjid Market, Rupnagar C/A, Pallabi, Dhaka-1216 Cell: 01730909841/01745778844 (S.M.Zabedur Rahman)	Mr. Ayon	471,930	369,930
286	Holy Homes Real (H0030)	HOUSE : 121(3RD FLOOR), ROAD: 19A, BLOCK : E, BANANI DHAKA-1213	Munnaf Mridul	3,000	301,200
287	Homestead Real Estate Ltd.	Basundhara Road, Dhaka	Mr. Eskander	227,500	1,304,060
288	Homesteel Real State H0060	Bashundhara R/A, Bashundhara, Dhaka, Bangladesh	Maj. Lufor Habib	-	(217,560)
289	Honeyman Appt. Ltd (H0035)	Santinagar, Moghbazar, Malibug, Dhaka, Bangladesh	Md. Atiqul Islam	(600)	49,400
290	Honey Trade Center(H0080)	Tongi Station Road, Tongi, Gazipur, Bangladesh	Mr. Robin	(656,200)	(162,800)
291	Hossain Trading	44/K/1, Indira Road, Centureyrose (2nd Floor), Panthapath, Dhaka-1215. Cell: 01713-020427. KawranBaz	Mr. Hossain	2,322,250	1,902,250
292	H.S.Engineering(H0068)	Ta 133/1A Middle Badda, Link Road, Dhaka 1212	Enr. Shakat Abedin	(152,400)	(102,400)
293	Huda Traders (H0013)	Khilkhet, Tanpara, Dhaka, Bangladesh	Md. Najmul Huda	-	200
294	Humayan Parvez(H0015)	Hotapara, Gazipur Cell: 01741 398 825	Mr. Humayan Parvez	22,500	2,500
295	Hyper Design	Plot No.83, Road No. 05, Block No. A, Mirpur-12. Phone: 01817-146192	Eng. Bokul	(9,919)	(608,919)
296	ICT Trading (I0017)	Atghoria, Pabna, Bangladesh	Mr. Prince	-	11,200
297	Imran Miah (I0014)	I0014 Imran Miah	Mr. Imran Miah	232,500	136,500
298	Imranul Islam Migha	Chitra Impex 32-Toyenbee Circular Road (2nd Floor), Motijheel C/A Dhaka-1000, Bangladesh	Shafiq Badol	(272,000)	(120,000)
299	Imtiaz Ahmed 0016	Plot# 09, Road# 11, Block# B Md.Pur, Dhaka, Bangladesh	Mr. Imtiaz Ahmed	-	76
300	Infratech Construction Company	MIDAS Centre (7th Floor), House No. 05, Road No. '16 (New) 27 (Old), Dhanmondi, Dhaka-1209	Eng. Rahmat	2,500,000	500,000
301	Innovation Consultants & Engineers (I0009)	Uttara, Dhaka	Mohammad Ullh	(2)	49,998
302	Inn Star Ltd	Plot No 50 23, 1213, Plot 7 Rd No 84, Dhaka 1212	Mr. Hannan	46,551	-



303	International Holding Ltd(I0002)	Purbachal Road, Khilkhet. Cell:01711147157	Eng. Asadullh	178,356	106,356
304	Iqbal Brothers (I0011)	Ganda, Savar, Bangladesh	Mr. Iqbal Hossain	287,800	296,200
305	Iqbal & Sons	University Mor,Mymensing, Bangladesh	Mr. Iqbal Hossain	188,818	236,818
306	Iqra Steel Corp.	Valuka, Tutpara, Mymensing, Bangladesh	Mr. Zahidul Islam	(2)	(47,710)
307	Islam Enterprise (I0022)	Uttar Badda, Dhaka, Bangladesh	Mr. Islam	-	80,000
308	Islamia Traders(I0007)	Natore	Real Chowdhury	(226,500)	(160,551)
309	Islami Bank Foundation (I0003)	Rangpur.	Abul Hossain	39,949	-
310	Islam Traders (I0005)	Iswardi, Pabna	Mr. Ismail Bepari	230,333	204,333
311	Ismail Bapari	Charagali, Tongi, Gazipur, Bangladesh	Mr. Ismail Bepari	250,250	240,750
312	I S R Plus (I0020)	Masimpur, Sirjagong, Bangladesh	Abu Taher	-	2,044,500
313	IV Rahman (I0001)	Haque Para, Chuadanga, Bangladesh	Mr. Hamid	56	47,056
314	Jahangir Alam(J0002)	Khalpar, Tongi, Gazipur, Bangladesh	Md. Jahangir Alam	(3,800)	-
315	Jahir Hosen(J0043)	Tongi estema road, Tongi, Gazipur, Bangladesh	Mr, Jahir Hossain	16,800	63,800
316	Jahirul Islam Beg	Faydabad, Uttara, Dhaka,Bangladesh	Mr. Jahurul	(5,700)	-
317	Jahurul Enterprise	45, Navana Tower Shopping Complex (11th Floor), Gulshan-1, Dhaka. Cell- 01714092269	Mr. Jahurul	538,239	(3,478,161)
318	Jakir Enterprise (J0009)	43/R/9, Indira Road, Panthapath, Dhaka 1215	Mr. Jakir	173	48,173
319	Jaman Builders Ltd (J0016)	Khilgaon, Dhaka Cell: 01819195813	Mr. Jaman	(1,500)	48,500
320	Jamshed Molla- (J0048)	Magura Thana Para, Magura, Bangladesh	Jamshed Molla	-	(2,600)
321	Jamuna Enterprise (J0047)	Mostofa Plaza, SS Road, Sirajgonj, Bangladesh	Md. Refat Hossain	-	2,120,700
322	Jamuna Future Park	Ka-244, Progati Sarani,Kuril, Baridhara, Dhaka-1229, Phone:8416051/01713014826	Eng. Abu Sayeed	8,909,454	7,949,454
323	Janata Steel	283, North Ibrahimpur, Kachukhet Main Road, South Side of Sonali Bank, Dhaka Cantt., Dhaka 1206	Rezwatul Haque Rea	38,488	37,988



324	Jangir Traders (J0013)	Tongi	Mr. Jahangir	(500)	-
325	Jarin Enterprise	Ranabhola Main Road, Front of Union Parishad, Turag, Dhaka 1217	Md. Mahbubul Alam	(8,992)	(42,592)
326	Jasim Glass House(J0039)	H- 79, Shop- 9, Block- F, Zia International Airport Road Chairman Bari, Banani, Dhaka 1212	Mr. Jasim	(43,830)	(18,830)
327	Md. Nejam Uddin (Sales)	Banani	Md. Nejam Uddin	1,655,250	1,417,750
328	Jewel Enterprise(J0031)	Old Thana, Tin Potti Bazer, Kisorgonj	Mr. Jewel	-	1,000
329	J.H.Steel(J0030)	Hazaribug, Dhaka, Bangladesh	Md. Faruk Hossain	248,105	152,105
330	J K Enterprise (TR)	Amtoli, Mohakhali, Dhaka, Bangladesh	Mr. Apon	(65,921)	(85,921)
331	Joardder Construction (J0020)	Halishor, Sylhet, Bangladesh	Mr. Ohidul	-	588,500
332	Johura Steel	Gabtolli Bus Stand, Bogra, Bangladesh	Mr. Palash	629,500	488,500
333	Joint Venture Engr.(J0010)	House # 29, Shayesta Khan Avenue Sector # 04, Uttara, Dhaka-1230, Bangladesh	Babul Hossain	4,279,050	7,209,050
334	Joydeb Shah(J0012)	Singra Bazar, Natore Cell: 01713-706587	Mr. Joydeb Shah	367,425	369,225
335	Joy Enterprise	Najirpur, Pirojpur.	Mr. Joy	10,000	-
336	Julhas & Brothers (J0028)	Shoriothpur Cell: 01731-891051.	Mr. Julhas	4,510	101,510
337	Juventus Sopan (JV0046)	Nangsoni, Cox's Bazar, Bangladesh	Mr. najmul Haque	-	1,560,000
338	Kabir Trade Centre	4/6, Holding- 50, Eastern Elite Center, Road- 9/A, Satmasjid Road, Dhanmondi, Dhaka 1209	Mr. Kabir	2,717,673	2,309,673
339	Kabir Traders (K0002)	Boilor Bazar, Trishal, Mymensingh, Bangladesh	Mr. Kabir	(350,000)	(150,000)
340	Kafi Uddin(K0055)	Auchpara, Tongi Cell: 01740574387	Mr. Kafi Uddin	(180)	124,820
341	Kajol Traders(K0056)	9, B C C Road Thathariy Bazar, Nawabpur, Dhaka 1203	Mr. Kajol	145	(195)
342	Kalpo Traders	Mirer Bazar, Tongi, Gazipur, Bangladesh	Mohsin Islam	6,990	51,990
343	Kamal Ahmed	Charagali, Tongi, Gazipur, Bangladesh	Mr. Kamal	317,080	221,080
344	Kamal Auto Works(K0003)	Gazipur Chowrasta, Gazipur, Bangladesh	Mr. Kamal	(317,100)	41,900



345	Kamal Enterprise (K0070)	Uttar Auchpara, Tongi Area, gazipur, Bangladesh	Mr. Kamal	-	2,500
346	Kamrul Trading Corporation	Momanshahi Road, Hossan Market, Tongi, Gazipur. Cell: 01713002859/017128801174	Mr. Kamrul	240,000	97,500
347	Kandari Properties(K0047)	H.M Plaza, Plot # 34, Road # 2, Sector # 3, Suite # 9, Level # 8, Uttara, Dhaka-1230	Mr. Shafiqul Hossain	300	50,300
348	Kapatakkha Properties	Road#126/130, House#27, Flat#B/G, Gulshan-1, Dhaka-1212. Cell:880-2-8856408	Eng. Shohah	694,587	514,587
349	Karim & Sons(K0046)	Tinpotti, Bogra. Cell:01715-234298	Mr. Karim	13,266	3,266
350	Kazi Abdul Mannan(K0055)	Tongi estema road, Tongi, Gazipur, Bangladesh	Kazi Abdul Mannan	50	50,050
351	Kazi Enterprise	Joypurhat Boro Bazar, Joypurhat, Bangladesh	Mr. Hasan Yousuf	(310,200)	(338,600)
352	Kazi Enterprise(K0004)	Jhigatola Rd, Dhaka 1205	Mr. Hasan Yousuf	(362,950)	(8,487,875)
353	Kazi Lutfor Rahaman (K0069)	House 89, New Airport Road, Banani, Dhaka.	Mr. Lutfor Rahaman	-	(715)
354	Kazi Shakil K0019(Sales)	Soydana, Chaeragali, Tongi, Gazipur, Bangladesh	Mr. Baki	934,000	776,500
355	Kazi Steel Agency	Sakender Market, Road-Shahid Latif Road, Rail gate, Dhakshin Khan, Uttara, Dhaka.	Shah Newaz	126,043	23,043
356	Kbs Enterprise (Tr)	Ka#53/3-A, Biruttam Rafiqul Islam Avenue, Gulshan, Dhaka-1212.	Shams Arafat	-	(5,010)
357	Khadiza Enterprise	Abduk kashem Khan Market, Rayer Bazar, Dhaka 1209	Ahsan Ullah	78	150,078
358	Khan & Brothers (TR)	Sankar Bus Stand, Dhanmondi, Dhaka. Mob:-01711-561159	Mr. Rimon	101,860,990	127,396,059
359	Khan Enterprise	17/A, East Rampura, Dhaka 1219	Majedul Haque	500	87,300
360	Khan Iron (TR)	9K-1, Arzu Sha Masjid Market, Saydabad, Dhaka 1100	Mr. Naim	113,331,774	132,902,931
361	Khan Steel	841, East Kazipara, Begum Rokeya Soroni, Kafrul, Mirpur, Dhaka-1216, 01717244592	Mr. Sattar	344,440	349,840
362	Khan Traders (K0059)	26/Kha, Siddque Bazar, North South Road, Dhaka-1000, Bangladesh	Sohel Khan	(1,250)	310,150
363	Khan Trade System(K0044)	107, Motijheel, Dhaka. Cell:01713-040561	Anowar Hossain	250,000	154,000
364	Khokon Traders (K0041)	Bhangura Bazar, Bhangura, Pabna	Fazle Roni	7,000	49,800
365	Khondokar Properties	Happy Rahman Plaza, Level #4, Suite #5, 25-27, Kazi Nazrul Islam Avenue Bangla Motor, Dhaka 1000	Eng. Akbar	378,000	(313,000)



366	Khondokar Traders- Khulna(K0012)	Raidoultpur, Khulna, Bangladesh	Mr. Khondokar	-	1,106,500
367	Khorshed Alam (K0058)	1636, East Goran, 9 No. Goli, Dhaka-1219.	Mr. Khorshed Alam	(326,850)	(224,850)
368	Khorshed Traders (K0030)	Jamalpur Bazar, Kaligonj Cell: 01715956159	Mr. Khorshed	328,550	128,550
369	Khulna Sales Center	Khulna Sadar, Khulna, Bangladesh	Mahmudul Hasan	(148,550)	51,450
370	Kingdoms Builders	House-470, Road-31, DOHS, Mohakhali, Dhaka 1216	AB Siddique	1,802,011	1,418,011
371	Kismot Trading	Rajshahi, Road-Station Road, New Market, Rajshahi	Mr. Kismot	31,886,846	88,867,505
372	K M Enterprise (K0001)	Mirpur, Dhaka 1216	Yusuf Jubery	(443,925)	(513,825)
373	Knit Asia Ltd	Kashimpur Rd, Narsinghapur, Gazipur	Mr. Nijhor	329,787	129,787
374	Knit Industries Ltd (R0002)	Sreepur, Gazipur, bangladesh	Mr. Belal Ahmed	584,560	404,560
375	Kobir Iron Store	Shah Kabir Mazar Road, Uttara, Dhaka 1230, Bangladesh	Mr. kabir	(500)	49,500
376	Kohinoor Steel Corporation	Sector# 12, Road# Sonargon Janapath Road, H# 256 Diabari, Uttara, Dhaka-1230 Cell: 01711318672/01611318672/01977318672	Mr. Kohinoor	1,180,592	796,592
377	Konabari Traders	Tangail Road, Konabari Gazipur. Phone:01711134103/ 01711-224630	Mr. Runjo	27,608	107,608
378	Kowser Steel	Tongi estema road, Tongi, Gazipur, Bangladesh	Mr. Kowser	15,175	65,175
379	KSS Knit Composite (K0021)	House # 425 (4th Floor), Road # 4, DOHS, Mirpur, Dhaka - 1216. Telephone: 2-8840134	Rahmat Ullah	93,000	86,898
380	Kuddus & Sons	(Shagor Super Market Narshingpur) Ashulya EPZ Road Shavar, Dhaka, Phone:01713313600	Mr. Kuddus	1,233,676	758,676
381	Kuddus & Sons Rangpur(K0049)	Kotoali, Rangpur, Bangladesh	Mr. Kuddus	(587,200)	(585,200)
382	Lalin Store (L0004)	Singra, Natore Cell: 01711485850/01725699155	Mr. Lanin	630,923	(734,427)
383	Lear Hossain (L0003)	123, Kakril Road, Mouban Sper Market, Dhaka, Bangladesh	Lear Hossain	12,710	212,710
384	LN Trading	Dinajpur Road, Saidpur Nilphamary. Phone: 0552672652/01712143827	Md. Mobarak Hossain	287,100	1,742,100
385	Loknath Electric	Ghatail, Tangail, Bangladesh	Mr. Loknath	-	(50)



386	London City Enterprise (L0007)	11/2, Ka-54/3 Bashundhara Rd, Dhaka 1229	Mr. Sayem	(4,000)	(651,000)
387	Lutfor Rahman & Sons	Uttar Aouch Para Kha Para Road, Tongi Gazipur. Phone # 01711-262973	Lutfor Rahman	1,453,759	1,438,259
388	Maa Builders	234/8, Kachukhat Bazar, Near Tamman Compleax. Phone # 01819777555	Asraf Zaman	6,430	156,430
389	Maa Enterprise	Kuniha, Boro Bari, Al Motin Market, Gazipur. Mobile: 01974-042342	Mr. Touhid Hasan	(1,484,479)	1,930,021
390	Maa Enterprise(Nikonjo)	Road No-02, (West) Nikunjo-02, House # Kho/55/C, Khilkhet, Dhaka-1229. Phone # 8920198, 01974042341	Mr. Touhid Hasan	5,403,142	2,506,242
391	Maa Steel	Khilkhet, Tanpara, Dhaka 01714 454262	Safi Ullah	100,000	3,000
392	Maa Traders	Hemayetpur.	Amzad Hossain	1,982,238	2,271,838
393	Maa Traders(Mirpur)	2/2 Darus Salam, Mirpur, Dhaka-1216. Cell:01191225423, 01961096091	Amzad Hossain	456,900	916,200
394	Macca Trading	Rajshahi	Foysal Ahmed	38,000	288,000
395	Mahabub Rahman (M00400)	South Dottopara, Tongi, Gagipur Phone # 01827567168	Mahabub Rahman	328,000	(95,000)
396	Mahabubul Alam	Charagali, Tongi, Gazipur, Bangladesh	Mahabubul Alam	(5,000)	45,000
397	Mahafuz Traders (M0045)	Nababgonj,Dinajpur	Mahafuz Traders	2,331,200	3,076,700
398	Mahbubur Rahman	Charagali, Tongi, Gazipur, Bangladesh	Mahbubur Rahman	(357,674)	67,326
399	Mahfuz Trading (M0191)	Bhuiyapara Road, Narayongonj	Mr. Mahfuz	(1,786,100)	(2,535,700)
400	Mahmud Enterprise (M0051)	Thakurgaon Cont:01714383459/01725690155	Mr. Mahmud	6,300	3,500
401	M.A Irine	9/A, Malitola Lane, 1st Floor, English Road, Dhaka. Cell:01711-696421	Mr. Sabuj	18,575	178,575
402	Malek Spining	(Titas Sp) 11/A, Mehnaj Mansoor Tower Road# 130, Gulshan-1, Dhaka. Bangladesh. Phone:01730-061178	Md. Rashedul Islam	266,885	125,885
403	Mama Vagina Enterprise(TR)	25/C,(GF)Priangon R/A,Mazar Road, Mirpur, Dhaka-1216	Matlebur Rahman	143,335,341	155,335,059
404	Mamun Ahmed (M0037)	Tejkuni para, tejgaon, Dhaka, Bangladesh	Mamun Ahmed	(2,500)	-
405	Mamun Enterprise (M0193)	Shop No.311, Mukto Bangla Shopping Complex, Mirpur-1	Mr. Manmun	103,548	(52,253)



406	Manik Raton Trading (M0068)	Islam Market, Sonargaon Janapath, Nolvog, Turag, Uttara, Dhaka Cell: 01927-116131, 01715-104076	Mr. Roton	1,312,200	892,200
407	Manik Trading(M0058)	Sirajgonj	Mr. Manik Ahmed	(6,175)	43,825
408	Mannan Steel	Mirpur-10, Dhaka 1216	Mr. Mannan	893,437	843,437
409	Mannan Trading	Chowdhury Para, khilgaon. Cell:01817-569095	Mr. Mannan	573,950	285,950
410	Mark Builders Limited(M0072)	M0072 Mark Builders Limited 35/1, Sonargaon Road, (New 49 Bir Uttom C.R. Datta Road), 2nd Floor, Hatirpool, Dhaka	Eng. Emdad Hossain	(8)	79,992
411	Masud Ahmed	Solmayed Nagar,notun Bazar,Badda, Dhaka, Bangladesh	Masud Ahmed	611,789	(1,331,000)
412	Masud Enterprise(M0134)	64/2, Lake Circus, Kolabagan, Dolphin Lane, Dhanmondi, Dhaka 1205	Mr. Masud	21,000	611,789
413	Masud Traders (M0075)	Murapara, Rupgonj, Narayangonj Cell:01711-909089	Mr. Masud	152,000	21,000
414	Masud Trading	Joydebpur, Chowrasta, Gazipur. Phone # 01720362233	Mr. Masud	29,192	(72,808)
415	Matri Traders(M0162)	33/2, Pirerbag, Mirpur, Dhaka 1216	Md. Jehan Uddin	(700,000)	(340,000)
416	Mayer Dua Enterprise M0178	House-56/8, Avenue-1, Block-A, Section-10, Mirpur, Dhaka 1216	Md. Jahid Rana	(275)	148,225
417	MBD Steel (M0093)	Uttara, Dhaka	Mr, Minhaj	(390)	99,610
418	Md.Helal Uddin(Uttara)M0174	Uttara Model Town, Uttara, Dhaka, Bangladesh	Md.Helal Uddin	50	-
419	Md. Mejo(M0010)	Tongi Cell: 01716-005499.	Md. Mejo	(1,000)	-
420	Md. Shahidullah	Mirer Bazar, Majukhan, Tongi, Gazipur, Bangladesh	Md. Shahidullah	534,000	873,500
421	Meghna Agency	584/1, Shawrapra, Begum Rokya Shrni, Mirpur, Dhaka-1216. Phone # 01670199425	Mr. Shopon	4,240,496	2,638,824
422	Meghna Steel	198, Uttar Goran Nobabi More, Khilgaon, Dhaka 1219	Mr. Tinku	(1,635,015)	(8,315)
423	Meghna Trade Associates(TR)	Agrabad, Chittagang, Bangladesh	Sajib Sad	81,747,385	60,890,481
424	Meharun Enterprise(M0153)	122, Hazaribagh, Dhaka-1209, Bangladesh	Mr. Meharun	(600)	101,400
425	Mehidi Steel	Garib-e Newaz Avenue, Plot#4&7, Sector# 13, Uttara, Dhaka-1230 Cell:01711-732209	Mr. Mehdi	765,608	345,608



426	Metcem Market Complex M0187	Konabari, Gazipur. Cell:01675-776338	Md. Abdur Rahim	7,890	399,890
427	Metrocem Trade	Eunoos Center (Level-12), 52-53 Dkusha C/A, Dkaka -100 Phone # 029568858, 027161338	Md. Shahidul	5,470,872	4,732,232
428	M.H. Iron & Engi.	Vill: Bhabanipur, P.O; Boro Bhanipur, Kashimpur, Gaipur	Md. Habibur	1,006,530	683,490
429	M.H. Traders (M0020)	Shoriothpur Cell: 01717208898	Md. Shamim	(1,000)	-
430	Mila Store	Fulbari Plaza, Santahar Road (Near LGED), Bogra, Phone:051-78359/60847	Md. Shahalam	(1,710,737)	(1,210,737)
431	Milon Enterprise(M0009)	53/1, Joginagar Lane, Wari, Dhaka 1203	Mr. Milon	(500)	293,500
432	Milon Traders (M0033)	Ulipur Bazar, Kurigram	Mr. Milon	(44,800)	(532,000)
433	Mine Uddin(M0099)	House # 27/A, College Gate Road, Tongi, Gazipur, Bangladesh	Mine Uddin	154,875	106,875
434	Minhaj Trading(Pabna)	Central Girls School Complex, Thana Road, Pabna, Dhaka, Bangladesh 6600	Md. Minhaj	602,900	(632,000)
435	Mir Enterprise (M0053)	Sirajgonj	Mir Mahmud	100	-
436	Mitali Fashion	Barenda, Kashimpur, Gazipur, Bangladesh	Md. Osman Hossen	(15,880)	31,120
437	Mizan Trading	Ashulia-D.E.P.Z Road, Dhaka. Phone:01713297337	Md. Mian	(13,858,245)	(13,861,245)
438	Mizanur Rahman	House # 18, Road # 10, Sector # 10, Dhaka, Bangladesh	Mizanur Rahman	(835)	-
439	M.J. Steel	Sector # 12, Kalsi Road, Dhaka, Bangladesh	Md. Shawon Fakir	500	50,500
440	M.K Enterprise M0175	38/2, Ring Road, Shyamoli, Mohammadpur, Dhaka 1207	Md. Eqram	900	120,900
441	M.M. Brothers (M0015)	102, Station road, Khulna Cell: 01711296435/ 01730006774	Md. Didarul Alom	577,000	735,250
442	MM Enterprise	12-D, House No-19/37, Mirpur, Dhaka 1216, Phone: 01739-528782	Md. Alal	221,651	21,651
443	M. M Trading (M0070)	Shahid Rafique Sarak, Manikganj	Tarok Chandra Vodra	(21,972)	215,528
444	Mobarak Hossain (M0125)	House # 12, Tongi Station Road, Tongi, Gazipur	Mobarak Hossain	(1,840)	198,160
445	Modina Development (M0032)	Madina Square 64/A, Shahid Budhijibi Munir Chowdhury Sharak, Dhanmondi, Dhaka-1205, Bangladesh	Md. Riyhan Ali	-	630,960

446	Modina Enterprise	87, Khandoker Haji Ali Imam Market, Ashrafabad Road, Kamrangirchar, Dhaka 1211	Md. Riyhan Ali	67,000	66,700
447	Modina Polime (203)	Madina Square 64/A, Shahid Budhijibi Munir Chowdhury Sharak, Dhanmondi, Dhaka-1205,Bangladesh	Md. Riyhan Ali	-	900,000
448	Modina Steel Cor.(M0145)	720/24, Sopnonir Housing, Beribadh Tin Rastar More, Beribadh, Mohammadpur, Dhaka 1207	Md. Riyhan Ali	160	(147,250)
449	Modina Bagerhat(M0164) Traders	FLAT #27/A, FLOOR #4,BHUIYAN MANSION,6-MOTIJHEEL COMMERCIAL AREA,DHAKA-1000,BANGLADESH.	Md. Riyhan Ali	21,000	(279,000)
450	Modina Dinajpur(M0012) Traders	Birampur, Thana, Dinajpur. Cell: 01748-944907.	Md. Riyhan Ali	283,222	653,422
451	Modina Trading	Madrasha Road, Kamrangirchor, Dhaka 1211	Md. Riyhan Ali	(2,392,060)	(1,523,794)
452	Modina Trading Babu Bazar(M0138)	5 Green Square, Green Road, Dhaka. Cell:01730-356649	Md. Riyhan Ali	(649,200)	(547,200)
453	Modina Trading Bosila(M0143)	5 Green Square, Green Road, Dhaka. Cell:01730-356649	Md. Riyhan Ali	(3,277,530)	(2,605,142)
454	Modina Trading Hazi Kayes(M0159)	5 Green Square, Green Road, Dhaka. Cell:01730-356649	Md. Riyhan Ali	223,343	121,343
455	Modina Trading Home Dev.(M0163)	5 Green Square, Green Road, Dhaka. Cell:01730-356649	Md. Riyhan Ali	(274,500)	(194,363)
456	Modina Trading Kamrangirchor(M0054)	5 Green Square, Green Road, Dhaka. Cell:01730-356649	Md. Riyhan Ali	2,995,350	2,695,350
457	Modina Trading Khalsi(M0142)	5 Green Square, Green Road, Dhaka. Cell:01730-356649	Md. Riyhan Ali	5,606,192	2,642,192
458	Modina Trading (Lalbag)M0172	5 Green Square, Green Road, Dhaka. Cell:01730-356649	Md. Riyhan Ali	(2,469,968)	(1,688,053)
459	Modina Trading Narshingdi(M0160)	5 Green Square, Green Road, Dhaka. Cell:01730-356649	Md. Riyhan Ali	2,524,830	2,269,830
460	Modina Trading (Pagla)(M0156)	5 Green Square, Green Road, Dhaka. Cell:01730-356649	Md. Riyhan Ali	2,956,213	2,156,213
461	Modina Trading Purbachal(M0157)	5 Green Square, Green Road, Dhaka. Cell:01730-356649	Md. Riyhan Ali	(3,834,622)	(2,940,663)
462	Mohammad Ali (M0110)	14/3,Tongi Bazar,Gazipur,Bangladesh	Mohammad Ali	10	30,010
463	Mohammadi Steel Works Pvt. Ltd (M0136)	level 12, 199 Shahid Syed Nazrul Islam Sharani, Dhaka 1000	Md. Rasel Mia	21,394,218	15,406,538
464	Mohashina Enterprise	House # 22, Road # 17, Sector # 7, Uttara,Dhaka, Bangladesh	Md. Nurul Islam	78,120	30,120

465	Mohibul Islam	Road# 27, Gazipura, Tongi. Cell: 01924-971843	Mohibul Islam	(1,310)	238,690
466	Mojibor Rahman (Hasan) M0171	Tetul Jhora college road,Zirabo, Ashlia Savar, Bangladesh	Mojibor Rahman	(675,380)	(220,880)
467	Mojibur Enterprise	Tetul Jhora college road,Zirabo, Ashlia Savar, Bangladesh	Md. Mojibur	221,700	124,700
468	Mokbul Hossain (M0029)	Kunia Borobari, Tongi Cell: 01839856841	Mokbul Hossain	(500)	435,250
469	Molla Enterprise(Tongi)	Datto Para, Near Islamia Madrosha, Tongi, Gazipur. Phone # +8801929609184	Md. Billal Hossain	(192,155)	107,845
470	Mollick Traders (M0101)	Singra, Natore Cell: 01711-587796/01718406584	Md. Emran Hossain	(1,086)	622,314
471	Mollik Enterprise	260, Shahebpara, Mizmizi, Shiddhirganj	Md. Mollik	191,700	91,700
472	Momin Enterprise(M0008)	Shakhipur, Tangail	Md. Momin	424,000	888,400
473	Mominul Haque (M0198)	House # 17, Uttar Nakhalpara, Back Side of Prime Minister Office.	Mominul Haque	(50)	49,950
474	Mondol Febrics Ltd (M0144)	Nayapara,Khasimpur,Gazipur,Bagladesh	Moniruzzaman Sarkar	-	(38,250)
475	Mondol Group (M0071)	Siam Tower (9th & 10th Floor),Plot#15,Sector#13,Uttara New Model Town,Dhaka-1230,Bangladesh.	Moniruzzaman Sarkar	-	765,075
476	Mondol Hardware(M0141)	Kabirpur, Shimulia, Savar, Bangladesh.	Moniruzzaman Sarkar	-	(6,000)
477	Mondol Traders	Kalai, Joypurhat. Cell: 01713-738370.	Md. Obedul Mondol	1,771,810	(2,381,340)
478	Monir Hossain(Moo83)	Uttara, Dhaka Cell: 01712133728	Md. Monir Hossain	5,800	(412,600)
479	Monopoloy Properties Ltd (M0086)	House # 26, Road # 13, Sector # 4, Uttara, Bangladesh	Md. Mosarof Hossan	(2,720)	97,280
480	Monoronjon Shaha	House # 24/1, Cherag Ali Road, Gazipur, Bangladesh	Monoronjon Shaha	8,000	58,000
481	Moon Trade	23, Eastern Housing Main Rd, Dhaka	Md. Abul Kalam Azad	1,000	51,000
482	Moqbul Enterprise	Mirpur 817, Begum Rokeya Shamanic, shewrapara, Mirpur, Dhaka, Bangladesh.	Mr. Moqbul	-	200
483	Moqbul Hossain (M0107)	Mirpur 817, Begum Rokeya Shoroni, shewrapara, Mirpur, Dhaka, Bangladesh.	Md. Moqbul Hossain	-	(472,940)
484	Mosiur & Sons(M0061)	12-13, Rahaman Chamber (8th floor) , Dhaka-1000, Bangladesh	Md. Moshiur	3,386,653	1,274,049

485	Mostafa Construction (M0179)	House 39, Road 24, Gulshan 1, Dhaka-1212, Bangladesh	Mr. Mostafa	2,772,000	1,539,200
486	Mostofa Kamal(M0007)	Auchpara,Tongi Cell: 01766308205	Mostofa Kamal	(174)	(298,374)
487	Mostofa (M0189)	House 39, Road 24, Gulshan 1, Dhaka-1212, Bangladesh	Mr. Mostafa	-	(608,550)
488	Motin & Brothers (M0062)	House # 17, Road # 11, Banani,Dhaka, Bangladesh	Mr. Motin Uddin	6,000	256,000
489	Moulana Enterprise	78 Kaderabad Mohammadpur, Dhaka, Bangladesh	Md. Motin	17,000	117,000
490	Moulovi Bazar Trade Centre (M0083)	78, Moulovi Bazer, Dhaka	Md. Delwar Hossain	(77)	49,923
491	Mow Constructions (M0202)	Chairman Bari, Banani,Dhaka, Bangladesh	Mr. Hannan	-	300
492	Mozid Jarina Foundation	Naria Road, Shariatpur.	Md. Mozid	576,000	276,000
493	M.P. Traders	Bongobondhu Sarak, Tinpotti, Boalmari Bazar, Farirpur. Cell:01720281903	Md. Abdur Rahim	1,344,805	694,805
494	M Rahman Builders	Mirpur 123, Rupnagar,Pallbi,Dhaka Bangladesh	M Rahman	-	(4,600)
495	Mr. Salim (M0080)	House # 13, Road # 7East Diabari, Uttara,Dhaka, Bangladesh	Mr. Salim	156,002	56,002
496	MS.Construction Shorbarah Kari	Planners Tower, 9th Floor, Room 9 & 13, 13/A Sonargaon Road, Banglamotor, Dhaka-1217, Bangladesh	Mr. Kadesr	138,600	36,600
497	MS Enterprise (M0115)	Modhupur Hospital, Moimonshing.. Mr- Mridul-01716322031	Mr. Moon	3,360	53,360
498	M.S. Trade Corporation	22/B, Topkhana Road, Dhaka 1000	Md. Saidul Islam	22,150	122,150
499	Mujahid Trading (M0028)	Jamalpur. Cell: 01912806522 / 01716814589 / 0192517945	Md. Mujahid	4,481	400,481
500	Mujamel Haque Trading(M0128)	757, Maddha Manipur, Mirpur- 2, Dhaka 1216	Mujamel Haque	50	254,050
501	Muktadur Rahman (M0138)	House # 26, Tongi Station Road, Tongi, Gazipur, Bangladesh	Md. Mukter	54,600	(202,050)
502	Mukter Enterprise	Gazipura Cell: 01714327831	Md. Saidul Islam	(66,550)	345,450
503	Mumu Trade Int.	Century Arcade Opposite, Tropical Homes, Lift-6, (2nd Floor Asia Bank)	Md. Enamul Haque	2,685,443	2,185,443
504	Munna (M0023)	Milget, Tongi, Gaziur	Md. Roton	300	160,300

505	Munni(M0120)	Milget, Tongi, Gaziur	Md. Molla	(3)	99,998
506	Munsi Enterprise (M0013)	413, Nayanagar, Gulshan, Badda, Cocacola Road, Dhaka 1212	Md. Masum Munsi	221,100	121,100
507	Murad & Co	5-6 Forid Khan Plaza, Asraj Gate, Tongi Gazipur.	Md. Murad	123,485	24,485
508	Mutual Apparel (M0123)	190 Dewanpara, Dhaka Cantonment,Dhaka 1206, Dhaka Bangladesh	Pritish Chandra	-	406,000
509	Mutual Property Ltd	House#500/A,Road#07(4th floor),Dhanmondi,Dhaka, Bangladesh 1205	Pritish Chandra	-	787,400
510	Nabi Trading (N0028)	Hadi Mansion (3rd floor), 2 Dilkusha C/A, Dhaka-1000, Bangladesh	Md. Nabi	-	(430,000)
511	Nadia Enterprise	4/15-16, Elephant Road,Dhaka-1205, Bangladesh	Mr. Jubair	2,000	89,000
512	Nahar Steel (18081)	365/11, West Shewrapara, Mirpur, Dhaka 1216	Rezaul Bari	(480)	(230)
513	Najat Electronics (N0027)	Gulfesha Plaza(10th Floor), Suite O, 69,Outer Circular Road, Dhaka-1217, Bangladesh	Mr. Liton	800	85,800
514	Nakib Homes	Raykalibazar, Akkelpur, Jaypurhat.	Mr. Nakib	418,162	220,962
515	Nandonik Construction(N0057)	Kazipara, Mirpur, Dhaka.	Hasnuzaman	1,094,657	1,068,257
516	Nasir Tools (N0053)	Shop No. 38, Tongi Bazar, Gazipur, Bangladesh	Mr. Nasir	(90,000)	62,280
517	National Development Engineers	House # 10, Road # 90, Gulshan-2, Dhaka	Eng. Foyez	3,045,625	4,390,375
518	Nazma Villa(N0026)	Tongi, College Gate, Gaziur, Bangladesh	Mrs. Nazma	(1,200)	198,800
519	Nazmul Traders (N0010)	Earshed nagar. Cell: 01671636573	Md. Najmul	1,000	111,000
520	Nazneen (N0032)	Mohammadpur, Dhaka	Mrs. Nazneen	23	178,023
521	Nazrul Islam N0065	14, Uttarkhand, Dhaka, Bangladesh	Md. Nazrul Islam	550	220,550
522	Neel Kamol Propertise Ltd (N0052)	165/A, Mofizul Islam R/A, North Chasara, Chandma ri, Fatullah, Narayanganj. Cell: 01713043820	Mr. Komol	744,200	324,200
523	Neepex Accesories(N0044)	Pagla-delpara Road(khalpar) (Near to Khalpar Old Mosque), Kutubpur, Dhaka	Mr. Ridoy	-	124,200
524	Nekjahan Enterprise (N0017)	Old Dhaka, Dhaka-1100, Bangladesh	Mr. Ajmol	-	576,375



525	New Engr. Workshop (N0003)	Khulna Cell:01720-409598	Eng. Mohibiullah	440,000	140,000
526	New Eshan Steel	Plot#10, Road#4/5, Block#B, Kalshi Road, Section#12, Pollabi,Dhaka-1216 MOB: 01819231784	Mr. Ehsan	352,400	52,400
527	New Gazipur Iron	Shivbari, Gazipur. Phone:01911361932	Mr. Manik	518,000	419,000
528	New Kabir Enterprise(N0011)	Kanaikhali, Natore Cell: 01711378619	Md. Maksudur Rahman	391,900	135,850
529	New Kabir Trade Center H (K0061)	4/6, Holding- 50, Eastern Elite Center, Road- 9/A, Satmasjid Road, Dhanmondi, Dhaka 1209	Mr. Afsar	(2,550)	(121,210)
530	New M Chand Trading (Tr)	House # 103 Lane # 01, Baridhara, DOHS	Md. Mostafa Kamal	(1,726,719)	(312,000)
531	New Olympia (N0013)	New Olympia Textile, Nishatnagar, Milget Tongi, Bangladesh	Mr. Samad	592,660	(1,726,719)
532	New Rupali Enterprise	32/13, Sultangonj Hashem Khan Road, Raybazar, Dhaka-1209. Phone:01819249491	Mr. Salam	56,000	172,660
533	New Sultan & Sons	120/2, Nawabpur Road, Dhaka-1100, Bangladesh	Mr. Sultan	(2,000)	256,000
534	New Uttara Traders	104, Nawabpur Road, Imperial Super Market, Dhaka-1100	Mr. Tamzid	606	(2,000)
535	Nexisas Trading (Sonamgong)#N0030	Sunamgonj, Sylhet, Bangladesh	Mr. Siddik	373,700	606
536	Niaz Traders(TR)	154, Motijheel C/A, Dhaka-1000. 2 nd Floor, Room # 301-303.	Mr. Niaz	8,111,734	5,557,984
537	Nil Komol Properties	Mouchak Tower (12th floor), Suite # 1302, 83/B, New Circular Road, Dhaka-1217, Bangladesh	Mr. Komol	(287,580)	(184,580)
538	Nipu Enterprise	Nawabpur, Dhaka-1100, Bangladesh	Mr. Nipu	-	(10,100)
539	Nirman Biponi	Binnodgons Bazar, Fakirbasha more, Kopilmuni, Khulna.	Mr. Bulbul	(992)	-
540	Nirman Enterprise N0002	17, Hajrat Shahjalal Road, Konapara, Matuail, Demra, Dhaka	Mr. Romzan	(10,000)	90,000
541	N.N. Builders Ltd.(N0023)	Al-raji Complex, 166-167, Shahid Syed Nazrul Islam Sarani, Palatan, Dhaka-1000	Mr. Ajibur Rahman	159,750	59,750
542	Nokshi Homes Ltd	House# 6/1 (4th floor), Baitul ahsan, Block# A,Lalmatia, Dhaka-120 7, Tel: 02 8100610, 02 810 0611.	Abu Esa	305,000	230,000
543	Noor Corporation (N0067)	Plot-84, Block-J, Progoti Sharanee Road, Baridhara, Dhaka 1212	Mr. Noor	22,550	122,550

544	North Bangle Traders(N-0060)	Monir Building,Naogaon, 6500,Bangladesh	Mr. probal	-	119,600
545	Nourish Agro Ltd (N0054)	House # 39, Sonargaon Janapath Road Sector # 07, Uttara, Dhaka-1230	khurshed Alom	-	5,658,760
546	Nourish Feeds Ltd (N0058)	House # 39, Sonargaon Janapath Road Sector # 07, Uttara, Dhaka-1230	khurshed Alom	-	(4,729,860)
547	Nourish Gp Ltd	House # 39, Sonargaon Janapath Road Sector # 07, Uttara, Dhaka-1230	khurshed Alom	-	695,500
548	Nourish Poultry & Hatct (N0064)	House # 39, Sonargaon Janapath Road Sector # 07, Uttara, Dhaka-1230	khurshed Alom	-	1,866,700
549	Nova Enterprise	M/S Banglabesh Steel, 1 Kelomitter Bahaddarhat Chittagong. Phone:2855511/01195064622	Md. Mintu	222,574	119,574
550	Novelty (N0073)	H # 18, Gausul Azam Avenue, Quantum Mostafa Tower, Sector-13, Uttara, Dhaka-1230	Mr. Litu	-	(19,000)
551	Nur Hossain(N0033)	House 3 17, Road # 11, Sector # 7, Dhaka, Bangladesh	Nur Hossain	400	220,400
552	Nur Md. Bhuiya(N0062)	Jamgora, Fantasykingdom, Ashulia, Savar.	Nur Md. Bhuiya	500	390,500
553	Nur Steel Corporation	86/1, Inner Circular (V.I.P) Road, 4th Floor, Naya Paltan, Dhaka-1000, Bangladesh	Md. Nur	-	912,500
554	Nurul Haque(N0019)	College Gate, Tongi, Gazipur, Bangladesh	Nurul Haque	(2,000)	198,000
555	Nurul Islam Khan (N0020)	Kamarpara, Turag, Dhaka, Bangadesh	Nurul Islam Khan	(1)	120,000
556	Ocean Enterprise (O007)	House # 08, Road # 01, Block - F, Flat # 302,Banani, Dhaka - 1213,Bangladesh.	Mr. Niyamot	-	37,988
557	Okhil & Brothers (O0004)	Boro Bazer, Mymansing	Mr. Okhil	82,000	30,000
558	Olympia Moshjid (O0005)	New Olympia Textile, Nishatnagar, Milget Tongi, Bangladesh	Mosjid Committee	93,750	353,750
559	One Propertise Ltd	Project No-258, Firee School Strat Kathal Bagan, Dhaka. Cell:01675-279510	Mr. Sadek	2,836	212,836
560	Onima Enterprise (O0002)	Old Dhaka, Dhaka-1100, Bangladesh	Mr. Monnaf	360,900	260,900
561	Pabna Iron	Stodium Iron Market, Sopura Rajshahi. Phone:761371	Md. Shishir	51,837	266,437
562	Pacific Traders(TR)	66b1 Maulana Bhasani Hocky Outer Stadium Market,Dhaka, 1000,Bangladesh	Mr. Prabon	150,212,364	128,187,196
563	Padma Associate & Engineering (P0024)	House # 33, 2nd Floor, Road # 4, Dhanmondi, Dhaka-12010, Bangladesh	Eng. Kalim	-	(1,290,000)



564	Padma Corporation (P0019)	Bosila, Mdpur Cell: 01778646721	Md. Gafur	2,075,000	1,775,000
565	Pal & Sons (P0005)	Kashiani, Gopalgonj. Cell:01711374140/01879649525	Mr. Sojol Pal	(88)	124,913
566	Paradise Steel House	371, DIT Road, East Rampura, Dhaka-1219, Bangladesh	Md. Alom	(4,100)	195,900
567	Paramount Tex	Chaklader House (Level-6), House no#22, Road#113/A, Gulshan-2, Dhaka-1212. Cell# 01730098670	Md. Shahin	407,032	207,032
568	Peace Valley	Baitul Khair, Purana Paltan, Dhaka- 1000, Dhaka, Bangladesh.	Mr. Sonjoy	(16)	149,984
569	PF. Corporation (P0037)	22, Kemal Ataturk Avenue Suite #6A-B, Banani, Dhaka-1213, Bangladesh	Mr. Akramul	-	80,001
570	Piter Corporation	Pagar, Tongi, Gazipur. Cell:01916-666651	Mr. Piter	(1,885)	118,115
571	Populer Enterprise	Tanvir Complex, Middle Gazirchat, D.E.P.Z Raod, Adhulia, Dhaka. Phone:7789977	Mr. Billah	2,110,977	1,810,977
572	Posh Footwear Ltd (P0011)	Gorgoria Master Bari Bazar, Gilarchala Road, Sreepur, gaipur-1740, Bangladesh	Mr. Jamal	1,285,500	785,500
573	Prachir Developer	House#7 (3rd Floor), Road#13(New), Dhanmondi, Dhaka-1207. Cell:01616-165053	Eng. Hamidul Islam	100	220,100
574	Prantik Propertise Ltd.	123/7, Bijoy Shoroni Link Road ,Tejgaon,1215	Mr. Saidul	(32,500)	149,650
575	Prime Corporation (P0021)	1 Ananda Mohan Das Lane, Farashgonj B K Das Rd, Dhaka 1100	Mr. Aman Ullah	(43,700)	6,300
576	Prime Steel	530, Eastern Housing Main Rd, Dhaka	Md. Yasin	58,500	7,500
577	Prime Sweater	Pubail, Mirer Bazar, Mobile: 01712094752, 01818811229	Md. Zinnat	514,004	214,004
578	Prince Enterprise (P0010)	Goaltek Salma Market, Dhakhin Khan, Dhaka 1230 Cell- 01712-576549	Md. Prince	(629,300)	(626,500)
579	Prince Properties	House#357, (Ground Floor), Road#27, DOHS (New), Mohakhali, Dhaka. Phone # 01675007321	Mr. Prince	628,800	228,800
580	Prio Trading	Station Road, Gorchonda, Rajshahi. Phone # 01711573432	Md. Nakib	5,478,276	457,076
581	Progoti Trading	Plot- 8, Sec- 6E, Block- Kha, Road- 1, Mirpur- 10, Dhaka 1216	Md. Gias	7,583	8,983
582	Prominent Engineering P0031	House # 430, (3rd Floor), Road # 30, Mohakhali DOHS, Dhaka-1212,	Mr. Ranju	-	(8,000)
583	Q N Islam (Litu)	Phone # 017130006762	N Islam	638,902	238,902



584	Rabeya Trade	Badail Dokkhinpara, Shajhanan Super market, Jamgora uttarpara, Ashulia. Cell:01724-303737	Mr. Arafat	578,800	577,800
585	Rabin Printing	BSCIC, Tongi	Md. Mridul	290,380	94,380
586	Radiant Engeering	Park West, Level-5, Suite-B/4 37, Suhrawardy Avenue Baridhara, Dhaka-1212, Bangladesh	Mr. Sadekul	-	(650,600)
587	Radwon Enterprise (R0049)	27, Chowrasta, Tongi Gazipur. Cell: 01711110646	Mr. Radwon	300	2,300
588	Rafeea Construction (R0019)	28 Sonargaon Janapath, Dhaka 1230	Eng. Arafat	14,840	(1,029,160)
589	Rafi & Brothers	House no-19, Road no-01, Block-Ja, Gulshan-01, Dhaka, Bangladesh	Mr.Rafi	318,000	150,000
590	Rafi Enterprise (R0052)	Tongi, Gazipur	Mr.Rafi	(380,000)	(382,701)
591	Rafiq & Brothers	Baitul Abed, (5th Floor), 53 Purana Paltan, Dhaka-1000, Bangladesh	Mr. Rafiq	1,281,900	1,297,900
592	Rafique Sajjad	House # 32, Road # 9, Sector # 9, Uttara, Dhaka, Bangladesh	Mr. Rafique Sajjad	517,500	217,500
593	Rafiqul & Brothers (R0091)	85/A New Eskaton Road, Dhaka-1000, Bangladesh	Mr. Rafiqul Islamk	-	(691,000)
594	Rafi & Shahadat Enterprise (R0057)	Borhanuddin Market, Badhaghat Road Sylhet. Cell: 01720 114700	Mr. Shahadat	938,900	503,900
595	Rahad Enterprise (R0094)	Kha 11 progatisarani, Shahjadpur, Gulshan2.Dhaka1212,Dhaka, Bangladesh 1212	Mr. Rahad	-	(361,900)
596	Rahat Enterprise (R0023)	27/32 Madanpallane, Nawabpur Rood,Dhaka, Bangladesh 1100	Mr. Rahat	-	363,370
597	Rahid Enterprise(TR)	23/A, Zikatola, Dhaka-1209, Bangladesh	Mr. Rahid Rana	(150,000)	30,000
598	Rahman & Associates	152, Elephentroad Dhaka Cell: 01552488817	M Rahman	189,000	91,000
599	Rahman Monjil	H0use : 41, Road: 27, Dhanmondi, Dhaka, Bangladesh	Mr. Rahman	311,850	161,850
600	Rahman Traders	P.N High School Road, Sathkhira. Phone # 01711346435	Mr. Rahman	(260,551)	(60,551)
601	Rahmat Ali(R0080)	Milget, Tongi, Gaziur	Rahmat Ali	(12)	109,988
602	Rajon	Tongi Bazar, Tongi, Gazipur, Bangladesh	Mr. Rajon Miah	(1,049,763)	(57,728)
603	Rajon Miah (R0061)	Tongi Bazar, Tongi, Gazipur, Bangladesh	Mr. Rajon Miah	457,450	(962,550)



604	Rajshahi Steel	Sector#13, Plote#11, Road#Sonargoan, Uttara Model Town, Dhaka-1230. Phone # 01713018430	Md. Meraj	172,900	72,900
605	Rajuddin Traders	Kha- 194, Bir Uttam Rafiqul Islam Avenue, Dhaka 1212, Bangladesh	Mr. Raju Uddin	516,000	210,000
606	Raju Enterprise (R0059)	51 new easkaton banglamotor, Dhaka, Bangladesh 1217	Mr. Raju	5,000	113,500
607	Ramjan Traders	Latakhola Donai Bepari Road, Joypara, Dohar, Dhaka. Phone # 01715327070	Mr. Ramjan	(6,400)	630,000
608	Rams Properties(R0061)	House # 52/6 (1st Floor), West Rajabazar, Panthapath, Dhaka-1215, Bangladesh.	Eng. Wohidullah	(3,000)	(6,400)
609	Rana Center	47/3, Toyenbee Circular Road, Bikrampur House	Md. Omor Fauk	1,785,000	(3,000)
610	Rana Enterprise (R0032)	Kakrail Mor, Kakrail, Dhaka	Mr. Rana	(1,400)	1,785,000
611	Rangpur Sales Center	Rangur, Bangladesh	Md. Hafiz Uddin	(281,462)	(1,400)
612	Rathoi Enterprise(R0073)	Nondi Market, Magura Sadar, Bangladesh	Md. Rahul	(330)	(281,462)
613	Raton Traders (R0064)	House: 27/A, Road No: 96, Gulshan-2, Dhaka	Md. Raton	500	(330)
614	Reaz Enterprise	Shop-26/35, Shahidul Alom Super Market, East Aganagar, Keraniganj, Dhaka 1310	Md. Reaz Rahman	(12,900)	287,100
615	Reedisha Food & Beverage (R0051)	36, Shahid Tajuddin Ahmed Sarani, Tejgaon I/A, Dhaka-1208. Tell:+88-02-8891267	Md. Asif Rana	118,011	(26,889)
616	Rezaul Bari	Santahar Road, Tinpotti, Bogra Phone # 01712853595	Md. Rezaul Bari	1,440	181,440
617	Ria Trade Int	Shatabdi Center, Suit# 4c, Fokirapool, Dhaka-1000. Phone/Fax: 02-7101324	Md. Shamol	250	100,250
618	Riaz & Co.	Sorna Plaza, Mymensing Road, College Gate (North), Tongi Gazipur. Phone # 02-9801579	Md. Riaz	1,481,853	631,853
619	Ridoy Enterprise	West Manikdi, Manikdi Road, Namapara, Mirpur, Dhaka Cantonment, Dhaka. Cell-01716-119890	Md. Ridoy	(5,575)	314,425
620	Rimu Traders(R0062)	4/1 Moulavi bazar,Gulbadan super merket, Dhaka, Dhaka, 1100, Bangladesh	Md. Sha Alam	(1,505)	176,500
621	Riyad Enterprise R0079	Dottapara, Tongi. Cell:01788-607206	Md. Riyad	500	113,495
622	R. K Traders (R0076)	Joypurhat	Md. Monir	(1,400)	120,500
623	Riya Enterprise (R0010)	Suite 803/A, Mouchak Tower (7th Floor) 83/C, Siddeshwari Circular Road, Malibagh, Dhaka-1217, Bangladesh	Md. Mosharof	-	200,020



624	RM Enterprise (R0031)	Malitola, Dhaka	Md. Ripon	441,123	248,600
625	Robin Printing	42/43 Purana Paltan, Dhaka 1000	Md. Robin	7,500	919,501
626	Robiul Alam (R0070)	Kamarpara, Turag, Dhaka, Bangladesh	Robiul Alam	(180)	199,820
627	Rose Creation Ltd.	Chokpara, Maona, Sreepur, Gazipur. Cell:01720064448	Md. Asad	100,000	-
628	Rowshan Enterprise(R0083)	Shemultola, Gazipur.	Mr. Rohan	10,793	260,793
629	Royal Abashan Ltd.	Road-10,sec-11 utara ,Dhaka, Bangladesh	Mr. Royal	1,000	179,000
630	Royel Trading Corp. (R0096)	Daud Center,42 Nawabpur Road, Dhaka, Bangladesh 1100	Mr. Royal	-	520,000
631	R.R. Developer	Vday Valley, Unit- A3, House#-92, Road # 10, Block# D, Niketon, Gulshan-1, Dhaka- 1212, Phone # 8825851	Eng. Hilton	419,410	219,410
632	R R Entrprise(R0026)	235/Ahmed Nagar, Paikpara, Mirpur, Dhaka Cell: 01916270473	S.M Kibria	663,340	273,340
633	R.S Trading	Tangail. Cell:-01718473790	Md. Habibur Rahman	538,608	935,808
634	R T T Knit Industries Ltd. (R0002)	125/5, Singh Bari Rd, Tongi	Mr. Ranjil Kumar	(459,225)	(460,225)
635	Rubel Enterprise (R0020)	BIDC Road, Joydebpur Gazipur Phone # 01711-734052	Md. Rubel	1,043,693	947,093
636	Ruma Constraction	161, Shantinagar, Flat No 5/C, Dhaka-1217. Phone # 01714003734	Md. Liakot	1,179,950	1,174,950
637	Rupa Enterprise(R0065)	Koroitoli Land Port, Haluaghat, Mymensingh, Dhaka, Bangladesh	Md. Ziaul Hasan	(1,830)	298,170
638	Rupali Steel	32/13, Sultangonj Hashem Khan Road, Raybazar, Dhaka-1209. Phone:01819249491	Md. Ruhul	50,000	230,000
639	Rupali Traders (R0042)	Narail,Dhaka, Bangladesh	Md. Mizanur Rahman	(5,200)	194,800
640	Sabbir Enterprise (S0203)	D.c.c Market,Dhaka, Bangladesh 1212	Mr. Sabbir	-	400,000
641	Sadia Traders (S0124)	"Hafiz Amena Plaza" Aam Chattar, Nowdapara, Rajshahi-6203,Bangladesh	Md. Soikot	-	450
642	Safiqul Enterprise (S0201)	301, Monu Mollah Shopping Complex (2nd Floor), Saruia, Demra, Dhaka, Bangladesh 1361	Mr. Shafiqul	-	(900,000)
643	Safura Banu Enterprise (S0129)	47, Banani, C/A, 4th Floor Road No. 17, Babani Bazar, Dhaka-1213, Bangladesh	Md. Saiful Amin	(1,300)	148,700



644	Sagor Kundu	Nilphamari Bazar, Nilphamari. Cell:01716-514022	Sagor Kundu	1,117,080	(2,268,620)
645	Saha Trading (S0122)	Chatmohor, Pabna Cell: 01711886898/0177705322	Sottojit Saha	(1,000)	299,000
646	Saidur Rahman (S0123)	Cherag Ali, Tongi, Gazipur, Bangladesh	Saidur Rahman	130	280,130
647	Saiful Enterprise	West Manikdi, Dhaka Cantt., Dhaka 1206	Mr. Saiful	4,405	434,405
648	Saiful Islam	West Manikdi, Dhaka Cantt., Dhaka 1206	Saiful Islam	36,100	516,100
649	Saiful Islam Rajon	Tongi Bazar, Tongi, Gazipur, Bangladesh	Mr. Saiful Islam Rajon	617,070	329,070
650	Saiful Islam S0167	West Manikdi, Dhaka Cantt., Dhaka 1206	Mr. Saiful Islam	(85,000)	415,000
651	Sajib Enterprise	109, Islampur Road, Dhaka-1100, Bangladesh	Mr. Sajib	(611,550)	(131,550)
652	Sajib International (S0014)	Mohammadpur, Dhaka	Mr. Sajib	(234,450)	(186,450)
653	Sajid Enterprise	Mawlana Mohammed Harunur Rashid BIDD Road, Bustand, Joydebpur, Gazipur. Phone # 01711-023085	Mr. Sajid Islam	5,576,579	5,584,402
654	Sajid & Sons(S0147)	204, Bijoynagar, Shaheed Syed Nazrul Islam Sarani, 89, Azij Co-Oprtive Market (4th Floor), Dhaka-1000, Bangladesh	Mr. Sajid Islam	2,000	252,000
655	Sakib Steel	Holding# 3627, Khan Super Market, Bagabari Bazar, Ashulia. Cell: 01720-557441.	Mr. Sakib	1,227,250	927,250
656	Sakib Traders (S0041)	54, Choarirtek, Faydabad, Dakshin Khan, Dhaka 1230	Mr. Sakib	1,302,200	1,260,325
657	S. Alam Ent(S0110)	Pubail Road, Tongi, Gazipur. Phone # 01726082604	Mr. Alam	117,600	17,600
658	Salam Hossain	Cherag Ali, Tongi, Gazipur, Bangladesh	Mr. Salam	1,034,000	622,000
659	Salam & Sons (S0023)	Nahar complex(1st floor),Santahar road,katnarpara,Bogra Sador,Bogra	Mr. Salam	2,500	222,500
660	S Alam Steel Coporation	7, Shewrapara, Kafrul, Dhaka 1216	Mr. Alam	(2,000)	148,000
661	Salam Traders(S0057)	Kamar Khandha Thana,Sirajgonj-01	Mr. Salam	(27,200)	222,800
662	Salek Textile Ltd.(S0173)	Bhabanipur High School Rd, Gazipur	Mr. Salek	35,130	335,130
663	Salim Enterprise (S0004)	Tongi Cell:01969-412791	Md. Salim Hossain	290,954	194,980



664	Salim Hossain (S0179)	Tongi Bazar, Tongi, Gazipur, Bangladesh	Md. Salim Hossain	(156,000)	(56,000)
665	Salim Pervez	Tongi Bazar, Tongi, Gazipur, Bangladesh	Md. Salim Pervez	310,750	10,750
666	S. Alom Steel (S0110)	Pubail Road, Tongi, Gazipur. Phone # 01726082604	Mr. Alam	(118,400)	221,600
667	Samata Properties	House#9, Road#2/C, Block#J, Baridhra, Gulshan, Dhaka-1212. Phone # 8855883,8829786	Eng. Badiul	924,790	636,790
668	Samim(S0156)	Cherag Ali, Tongi, Gazipur, Bangladesh	Md. Samim	-	2,550,000
669	Sami Properties	House#05, Road# 20, Sector# 03, Jasimuddin Avenue, Uttara, Dhaka. Cell: 01715-229871	Mr. Sami	333,500	133,500
670	Samira Steel Cor.(S0052)	435/1, Road-Shahid Baki Road, Khilgoan Chowrasta,Dhaka	Mr. Tawhid	10,000	210,000
671	Samir Properties	Plot # 1/2, Block # D, Section # 15, Mirpur, Dhaka-1216, Bangladesh	Mr. Samir	(406)	186,094
672	Samiul Hoque (S10565)	Jamalpur	Samiul Hoque	17,200	317,200
673	Sanawer Corporation(S0135)	66/67, New Shyampur, Dhaka-1204, Bangladesh	Mr. Sanawer	(500)	123,500
674	Sara Parvin(S0015)	Cherag Ali, Tongi, Gazipur, Bangladesh	Mrs. Sara Parvin	(280)	49,720
675	Sarker Business Centre(S0047)	Mymensing	Md. Yakub Sarker	500	55,000
676	Sarowar Hossain(S0163)	House 17, Back Side of Index Plaza,Rajpara, Rajshahi	Md. Sarowar Hossain	-	210,000
677	Sauni Apartment Ltd.(S0145)	60/2 (7th floor) Purana Paltan, Dhaka-1000	Mr. Sunny	51	182,051
678	Sawkat Trading Corporation(Sawkat Hossain)	Gazipura Tongi. Cell: 01713 613676	Mr. Sawkat	3,435,124	3,962,154
679	Sayed Khaled Hossain (S0164)	Bashundhara R/A, Bashundhara, Dhaka, Bangladesh	Sayed Khaled Hossain	(8,400)	1,980
680	Sayeed Traders(S0109)	Birampur Bazar, Dinajpur Cell: 01712928940/01725699155	Mr. Sayeed	607,415	609,415
681	Sazzad Enterprise(S0084)	Plot 85, Shah Makdum Avenue, Sector-12, Uttara, Dhaka Cell: 01857896171	Mr. Sazzad	103	(157)
682	Seven Circle(BD) Ltd(S0088)	Nirively Home Garden, Nobinagar, Saver Cell:01955596992	Mr. Liakot	612	310,612
683	Seven Star Electronics (S0213)	Portland Sattar Tower (6th Floor),1776 Strand Road, Chittagong, Bangladesh	Mujibur Rahman	-	(6,000)



684	Sha Alam Store(S0113)	Comilla, Laxmipur. Cell: 01730670640	Md. Sha Alam	300	200,300
685	Sha Banijaly(S0115)	Natore	Sha Banijaly	(288)	199,712
686	Shadesh Builders	Sector#13,Plot#09, Snargaya Public road, Uttara, Dhaka-1230	Mr. Shadhin	668,806	260,806
687	Shafiqul Alam Steel & Re-Rolling	27, Dilkusha (11th Floor) Dhaka-1000.Cell-9551604, 9558948	Shafiqul Alam	(292,775)	(288,783)
688	Shafiqul Islam (S0046)	37/3, khilgaon, Basaboo, Dhaka, Bangladesh	Shafiqul Islam	85,000	1,540,064
689	Shafiqur Rahman(S0148)	Uttara, Diabari, Dhaka	Shafiqur Rahman	(1,000)	74,000
690	Shahabuddin Miah	Kamarpara, Turag, Dhaka, Bangladesh	Shahabuddin Miah	216	200,216
691	Shahajalal & Co.	Bhai Bhai Super Market, Joyanabari, Hemayetpur Bus Stand, Hemayetpur, Dhaka	Mr. Shahajalal	(45,200)	274,800
692	Shah Alam Sarkar(S0154)	Naogaon	Shah Alam Sarkar	150,450	49,450
693	Shahanaz Enterprize(S0096)	Diabari, Gol Chottor, Turag Uttara, Dhaka Cell: 01680385969	Md. Mominul Haque	(1,000)	294,800
694	Shahara Suchana	Shajadpur Cambrian collage Road, Noorer Chala Bazar. Cell: 01824-172585	Md. Baccu	(1,010)	144,490
695	Shahidul Mia (S0003)	Mirer Bazar Cell: 01711056728	Shahidul Mia	(9)	199,991
696	Shahin & Brothers	115/1 Lutfur Rahman Lane, North South Road, Dhaka-1100, Bangladesh	Mr. Shahin	50	130,050
697	Shahin Enterprise	36, Baro Bazar, Mymensingh. Mobile No. 01711-623967	Md. Shahin Alam	(120)	111,880
698	Shahriar Steel (S0009)	onapara, Jatrabari, Dhaka	Md. Bishal	(225,000)	(175,000)
699	Shajahan Ali (S0180)	Kamarpara, Turag, Dhaka, Bangladesh	Shajahan Ali	529,800	9,800
700	Shakib Trading Cor (S0158)	Dhamurhat Bazar, Naogaon Cell: 01711-172825/01713723422	Mr. Sakib	(1,400)	(489,550)
701	Shamima Enterprise	Uttara, Dhaka	Md. Sohidullah	1,950	3,950
702	Shamim& Co	166, Station Road, Khulna, Bangladesh. Phone # +880 171 102 9005	Mr. Shamim	755,600	551,600
703	Shamim Enterprise (S0206)	Mouchak Tower (7th floor), Suite # 806, 83/B, Siddesari Circular Road, Dhaka-1217, Bangladesh	Mr. Shamim	-	(4,000,000)



704	Shamim & Mamun Ahmed (S0211)	Tongi Bazar, Tongi, Gazipur, Bangladesh	Mr. Mamun	-	51,900
705	Shamin(S0065)	Tongi Bazar, Tongi, Gazipur, Bangladesh	Md. Shamim	(132,850)	(414,850)
706	Shapla Traders (S0161)	Gabtolli Bazar, Gabtoli, Bogra Cell: 01711-413407/01725-699155	Mr. Shamin	(458,200)	(1,341,800)
707	Shapla Trading(Bogra)	Bogra, Bangladesh	Mr. Kobirul Islam	2,527,950	2,326,848
708	Shapon (S0191)	House: 37, Road:3, Rampura, Bansree, Dhaka, Bangladesh	Mr. Shapon	90,550	190,550
709	Sha Poran Enterprise(S0054)	House 38/1, BLock-B, Avenue-1, Mirpur-10, Dhaka 1216	Sha Poran Ali	(1,000)	34,000
710	Sharif Enterprise	347/C, Ahmed Nagar, Mirpur- 1, Dhaka 1216	Mr. Sharif	(460)	79,540
711	Sharif Md. Imam Uddin	House: 11/A, Kazipara, Mirpur,Dhaka, Bangladesh	Sharif Md. Imam Uddin	(1,800)	118,200
712	Shawkat Mollah (S0039)	Joydebpur, Chowrasta, Gazipur.	Shawkat Mollah	660,395	152,925
713	Shawn Traders	Chapai Nawbabgonj, Bangladesh	Mr. Shawon	(14,210)	15,361
714	Sheikh Trading	Kalandi Bazar, Tetulia, Panchaghar Cell: 01713737001	Mr. Mishu	(22,500)	(29,700)
715	Sherpur Iron & Stone(S0140)	Sherpur, Bangladesh	Mr. Akbor Sarker	(30,500)	70,500
716	Shikder Construction (S0068)	House-29, Ground Floor, Road No-5, Nikunja-2, Dhaka-1229, Bangladesh	Mr. Shikder	83,780	79,780
717	Shining Shadaw	585/1, Shawrapaa, Begum Rokeya Sharoni, Mirpur, Dhaka-1216. Phone # 01712911547	Mr. Abu afor	798,167	765,967
718	Shipon (S0169)	Kamarpara, Turag, Dhaka, Bangladesh	Mr. Shipon	2,000	102,000
719	Shipon Steel King (S0192)	Porsha,Naogaon,Bangladesh	Mr. Shipon	-	1,076,000
720	Shirajul Islam (S0155)	Eastern Housing, House: 13, Road:21, Mirpur, pallabi, Dhaka, Bangladesh	Md. Shirajul Islam	(50)	155,950
721	Shitol Enterprise (S0063)	Valuka, Mymensingh, Bangladesh	Mr. Jashim Uddin	15,000	156,000
722	Shitol Enterprise (S0167)	Faridpur Sadar, Faridpur, Bangladesh	Mr. Jashim Uddin	-	148,700
723	Shoab Hossain (S0204)	Kamarpara, Turag, Dhaka, Bangladesh	Mr. Shoab Hossain	-	200,100
724	Shofiqul Islam(S0034)	Cherag Ali, Tongi, Gazipur, Bangladesh	Mr. Shofiqul Islam	-	711,200

725	Shohidul Islam	Jhinaidha	Md. Shohidul Islam	(252,340)	(52,340)
726	Shopno Steel Corporation (S0095)	House: 45, Road-14, Sec-13, Uttara, Dhaka Cell: 01956998778	Mr. Jamal	682,000	457,520
727	Showdesh Steel Corporation	Ashulia, Savar, Dhaka	Abul Hossain Patwary	434,660	54,660
728	Shown Traders- Hotapara (S0198)	Hotapara, Gazipur, Bangladesh	Mr. Ibrahim Khalil	-	798,000
729	Showrab Enterprise (S0053)	Shahjadpur.Gulshan-2.Dhaka-1212, Bangladesh 1212	Mr. Showrab	6	125,006
730	Shristy Enterprise(S0166)	Abu Khan super market, Sawed Medha Road, Dotto para, Tongi, Gazipur. Cell:01715-478125	Amirul Islam	455,250	112,750
731	Shuchana Developments Ltd. (S0078)	House # 330, Road # 3, MirPur DOHS, Dhaka, Bangladesh	Abul Hakim	80	200,080
732	Siam Traders(S0146)	Mr. Masud Mia Itakhola, Shivpur, Narshindi Cell: 01766580382	Mr. Siam	381,865	124,365
733	Siddik Karigori (S0005)	House # 20, Road No. # 9, Sector # 9, Uttara, Dhaka-1230, Bangladesh	Mr. Siddik	150	240,150
734	Siddiqur Rahman (S0019)	Auchpara. Tongi , Gazipur. Cell: 01728321347.	Siddiqur Rahman	1,150	151,150
735	Sikder & Brothers	47 Nashir Uddin Sardar Lane Dholikhal, Dhaka, Bangladesh 1100	Mr. Sikder	20,000	130,000
736	Sikder Corporation	79, Shahid Syed Nazrul Islam Sharani, 9/A Malitola Lane, English Road - Tati Bazar. Dhaka - 1100, Bangladesh	Mr. Sikder	(204)	119,796
737	Sikder Traders (S0082)	Tapakhola, Faridpur, Dhaka, Bangladesh	Mr. Sikder	-	(1,130)
738	Simanta Trading	Faydabad, Chuairtek Uttara, Dhaka-1230 Cell:01712-913150	Harnur Rashid	1,198,949	852,299
739	Sinthia & Enterprise(S0086) Harun	Moulvi Bazar, Sylhet-3200, Bangladesh	Mr. Harun	-	(500)
740	Siraj Enterprise	Boad bazar, Gazipur Cell: 01914258514	Mr. Siraj	(20)	49,980
741	S. Islam Traders(S0067)	cha-104/2,Hazi Shonamia Matabbar road,Sha Ali Wood Market.North Badda,Dhaka-1212, Bangladesh	Md. Nurul Islam	(5,300)	74,700
742	S.K.L Trading (S0111)	Monirampur Road,Nowapara Bazar Jessore Cell: 01713618103	Mr. Kawser	(6,000)	44,000
743	S.L Traders(S0081)	Rangpur	Nurul Islam	644,600	(40)



744	S. M. Engineering (S0142)	Feroza Center (2nd Floor) Suite 304, 42/A/2, Hatkhola Road, Tikatuli, Dhaka-1203, Bangladesh	Moklesur Rahman	329,000	304,000
745	S. M Traders	Sonargaon Janapath Road, H-22, Chandalvog, Turag, Uttara, Dhaka Cell: 01711261509	Abul Kahier	703,020	462,320
746	Soil Touch Prop.	Tongi Gaziipur.	Abdus Slam	80	100,080
747	Solar Electro BD. Ltd (S0121)	House # 406 (3rd floor) Road # 29, New DOHS, Mohakhali, Dhaka 1206, Bangladesh	Mr. Mahbunb	800	50,800
748	Sony Vander (S0073)	3/1, Humayan Road, Block-B, Mohammadpur, G.P.O Box No # 627	Shohidul	(1,655)	1,311,945
749	Soudi Bangla Group	SABINCO Building, 3rd Floor, Plot # 79, Nikunja – 2, Joarshahara C/A, Dhaka – 1229, Bangladesh	Shaheb Ali	50	120,050
750	South Asia Group	House # 107 92nd floor), Paper Mill Road, Sector # 8, Abdullapur, Uttara, Dhaka, Bangladesh	Mehrab Soibal	700	78,700
751	South Bangla Construction (S0093)	Noapara, Avaynagar, Jessore	Shahid Sikder	989,350	(24,000)
752	Sraboni Enterprise (S0197)	67/3, Santinagar, Dhaka, Bangladesh	Mr. Shabon Badol	-	(10,000)
753	Sristy Enterprise	Bonomala Road, Gazipur, Bangladesh	Abul Haseem	(452,000)	(171,000)
754	SSL Udayan JV	10/A Folder Street Wari, Dhaka, Bangladesh	Mr. Rashidul Islam	-	(525,000)
755	S S Steel Sales Centre	Rangpur, Sales Center	Mr. Saikot	5,274,034	6,474,034
756	Stamcorp(S0193)	Road # 1, Plot # 32, Shaympur, I/A, Kadamtoli, Dhaka, Bangladesh	Abul Hasnat	5,909,847	4,629,847
757	Starlite Service Ltd. (S0044)	Planners Tower, 16th Floor, Room 8-11, 13/A Sonargaon Road, Banglamotor, Dhaka-1219, Phone-01818-486317	Md. Ansarul Haque	3,496,614	957,084
758	Steel Sales Corner(TR)	10/A Noirth South Road, Malitola (2nd Floor), Dhaka-1100(old)	Md. Zoha	78,016,439	80,159,422
759	Sumaiya Enterprise	House- 1037, Road- 5, Section- 7, Mirpur, Pallabi, Dhaka 1216	Md. Ismail Hossain	(131,630)	(51,630)
760	Sundorom Homes	HOUSE # 2/a, Road#08,, Nikunjo-02, Khilkhet, Dhaka-1229, Phone # 01195374118	Ahad Ali	(5,245)	19,755
761	Sun Flower Enterprise	29/1, Goailghat Lane, Dhaka-1000, Bangladesh	Monoronronjon Roy	638,586	138,586
762	Sun Moon Traders(S0163)	Mughda, Dhaka. Cell -01716176921	Arifur Rahman	(1)	82,999
763	Sunrise Enterprise (S0199)	21, Rajuk Avenue, BRTC Bhaban, (7th Floor), Motijheel C/A, Dhaka-1000	Feroz Sheikh	-	(708,658)

764	Surma Traders (S0033)	Santahar Road, Bogra. Cell:01712893312	Abdur Rashid	(300)	(852)
765	Syed Mahbubur Rahman (S0176)	College Gate, Tongi, Gazipur, Bangladesh	Syed Mahbubur Rahman	25,750	237,750
766	System Eng.(S0141)	House # 16, Road # 13, Sactor # 01, Dhaka, Bangladesh	Eng. Jahid Kabir	-	(1,860)
767	Tabia Industries	C-160/B-178, Bseic Tongi, Gazipur. Cell:01827-650067	Mr. Tamjid Haque	10,050	60,050
768	Tahomina Enterprise(T0002)	Chalkpara, Mawna, Sreepur, Gazipur, Bangladesh	Mr. Kamal	(3,300)	79,200
769	Tahsin Trading & Sanitaty (T0020)	123/25, Mouban Super Market, Shantinagar, Dhaka-1217, Bangladesh	Md. Abul Hossain	234,000	99,000
770	Taijul Islam (T0041)	House # 24, Road # 2, Sector # 10, Uttara, Dhaka, Bangladesh	Md.Taijul Islam	57,000	157,000
771	T. Ali Enterprise (T0015)	97/j, Gopibagh Bisshow Road, Dhaka-1203 Cell: 01704883652	Mr. Ali	1,348,000	19,000
772	Talukder Steel	Talukder Steel, Old Bogra, Tinmatha Railgate, Bogra.	Mr. Talukder	1,338,779	940,679
773	Tamzirul Millat Madrasha	Tongi Station Road Madrasha, Tongi, Gaziur, Bangladesh	Md. Mofijul Haque	(400)	49,600
774	Tanjin Construction (T0017)	Plot-52, Eastern Bansree, Road-7,Block-B,Rampura, Dhaka, Bangladesh	Abu Bakkar	150	130,150
775	Tanzina Tanha (T0039)	House: 37, Road: 11, Sector # 3, Uttara, Dhaka, Bangladesh	Mr. Taskeen Babul	520,000	114,000
776	Tara Miah Enterprise	70;Nobaber bag, Mirpur-1, Sha Ali, Mirpur-1, Dhaka, Bangladesh	Mr. Tara Miah	260,000	25,000
777	Tasbia Trading	Banani Bazar, Dhak Phone # 01711522398	Kalim Uddin	567,720	107,720
778	Taslim(T0026)	Green Valey, Flat # 7, Road # 14, Banani, Dhaka, Bangladesh	Mr. Taslim	48,000	47,150
779	Teamtex Eco Apparels Ltd (T0019)	Plot 01 building 01 turag housing baribad Mohamadpur, dhaka	Abu Hanif	(100)	79,900
780	Tenha Dighi Enterprise (T00)	128/4, New Airport Road, Kawran Bazar, Dhaka, Bangladesh	Mr. Kayes	(500)	124,500
781	The Structure Designers (T0031)	289, west kandapara (Rangamati Moon), Norsingdi-1600 Ratan- 01711600605	Mr. Dablow	107,000	-
782	The Radiant Eng (T0043)	11 Purana Paltan, Ibrahim Mansion, Dhka-1000, Bangladesh	Mr. Mojjamel	-	660,223
783	Tofazzal Hossain	House # 12, Road # 14, Sector # 11, Dhaka, Bangladesh	Md. Tofazzal Hossain	-	(2,000)



784	Tokyo Properties	House # 03, Rain Drops(A3), Road # 35, Sector # 07, Uttara, Dhaka-1230, Bangladesh	Md. Ramzan Ali	-	(300)
785	Total Trading (T0040)	Red Crescent Concord Tower (15th floor),17 Mahakhali C/A, Dhaka-1212, Bangladesh	Mr. Sagor Ahmend	(110)	(1,199)
786	Tower Hamlet Proposh Ltd T0032	House # 79/11, Block # C, New Airport Road, Banani, Dhaka-1213, Bangladesh	Monirul Islam	1,650	86,650
787	Trade Home (Molla Wahiduzzaman)	Navana Tower (10 th floor), Gulshan Avenue, 76, South Avenue, Gulshan # 1, Dhaka-1212, Bangladesh	Molla Wahiduzaman	1,000	131,000
788	Troyee Ent.	1 No. South Kollayanpur, Dhaka Phone # 01711302098	Jainal Abedin	10,000	110,000
789	Trust Elevator World	Premio Garden, 165/1 (3rd Floor), Lake Circus, Kolabagan Dhaka-1205 Cell: 01711383348	Mr. Sohan	409,500	634,500
790	Tulip Trade Centre	House # 4, Road # 14, Baridhara, Dhaka, Bangladesh	Mr. Earshd	408,687	(71,313)
791	Turag Enterprise T0036	EP-2 Road Ashulia. Cell:01753-009354	Abdul Kader	(800)	49,200
792	Turin Entrprise (T0008)	Naldanga, Natore Cell: 01740973137/ 0172641448	Mr. Sifat Azim	200	60,200
793	T.Y Traders (T0004)	Borodewra, Tongi, Gazipur	Mr. Naihan Patwary	500	50,500
794	Udayan Builders (U0010)	17/11 (1st Floor) Sonargaon Road, Dhaka-1216, Bangladesh	Johir Alom	(920,000)	(64,520)
795	Udayan Engr. Corporation (U0011)	17/11 (1st Floor) Sonargaon Road, Dhaka-1216, Bangladesh	Shafiqul Islam	303,500	1,232,215
796	Union Deveplement	House # 73 (2nd floor), Road # 8A, Dhanmondi, Dhaka-1209, Bangladesh	Mr. Khosru	199,725	3,725
797	Unique Steel Cor. (U0001)	Plot-67, Road-Shah Makdum Avenue, Sector-12, Uttara, Dhaka-1230 Cell: 01921-692685, 01681-203328	Istiq Ahmed	727,900	726,700
798	United Builders	18, Shadek Khan Murket, Hasham Khan Road, Sultangonge, Rayerbazar (Baribard Rod), Dhaka-1209. Phone # 01711-151512	Eng. Habibullah	2,016,500	825,100
799	United Business (U009)	E- 18/1 Progoti Sarani, Middle Badda, Dhaka, Bangladesh	Mr. Asad Shafiq	(500,000)	(104,000)
800	United Commercial Center Ltd(U0012)	345 Segunbagicha (2nd floor), Dhaka-1000, Bangladesh	Mr. Mahbulul Alam	-	307,040
801	United Traders	Md. Pur, Dhaka-1207 Phone # 01819122451	Mr. Idris Ali	623,150	562,710
802	Uttara Abashan	Road-10,sec-11 utara ,Dhaka	Mr. Mamun	4,500	44,500



803	Uttara Furniture (U0006)	Harat Ali Road Market, Plot # 10, Road # 35, Sector # 7, Uttara Model Town, Uttara, Dhaka	Mr. Khorshed	(45,800)	(2,600)
804	Uttara Steel Cor. (U0007)	House # 21, Road # 6, Uttara, Sector # 1, Uttara Model Town, Dhaka, Bangladesh	Md. Nahid Shopon	-	188,300
805	Uttara Steel (Jony) U0007	House-7/D, Road-7/D, Sector-9, Uttara, Dhaka. Phone-02-48954264	Md. Babul Akter	330,921	6,971
806	Vabna Traders	Tangail.	Md. Hasibul	(900)	(1,070)
807	Vhai Vhai Traders, Mymensing, V0004	Mymensing Sadar Road, Mymensing, Bangladesh	Mr. Abbas Mia	(453,000)	(47,874)
808	Vigor Roar Industries (V0006)	155, Euro Tower, Sector-10, 18 Ranavola Avenew, Dhaka 1230	Md. Mojnu	(250)	-
809	Vista Land & Life Scep(V0007)	House # 89, Block # J, New Airport Road, Banani, Dhaka-1213, Bangladesh	Wadud Tarafder	87,800	(65,400)
810	Vulu Miya (V0008)	Kamarpara, Turag, Dhaka, Bangladesh	Mr. Vulu Miya	(39)	(7,245)
811	Wahid Construction	69/1, Chandrashila Subusto Tower (4th floor), Panthopath, Green Road, Dhaka-1205	Mr. Wahid	-	(19,500)
812	Wahid Salman (W0002)	House # 307, Lane # 05, Baridhara DOHS, Dhaka, Bangladesh	Mr. Wahid Salamn	54,000	104,000
813	Waterbond Shipyard BD. Ltd(W0001)	Mastul, Dumni, Khilkhet, Dhaka Phone: 029662611	Eng. Altaf Hossain	1,410,000	209,020
814	Westin Constructions (W0004)	1282 East Monipur, Mirpur, Begum Rokeya Soraney, Dhaka, Bangladesh 1216	Mr. Nazrul Islam	(500)	(109,569)
815	Wraps Clothes Line Ltd (W0008)	Hosna Center (2nd floor), 106, Gulshan Avenue, Gulshan Model Town, Dhaka-1212, Bangladesh	Mr. Shahid Kabir	-	753,000
816	Yousuf Hossain, Cut Piece(Y0006)	Tongi Bazar, Tongi, Gazipur, Bangladesh	Md. Yousuf Hossain	(191,500)	(91,500)
817	Zahir Trading	102, Station Road, Khulna. Phone:01711325635/01680932400	Mr. Zahir Uddin	23,845	21,724
818	Zakir Hossain	Kamarpara, Turag, Dhaka, Bangladesh	Mr. Zakir Ali	61,099	36,099
819	Zakir Traders(Z0005)	411/A Khilgaon, Dhaka Cell: 01711549063	Mr. Zakirul Islam	(1,100)	-
820	Zaman Enterprise	22, Santinagar Bazar, Dhaka-1217, Bangladesh	Mr. Shahid Zaman	4,600	4,600
Grand Total				1,058,198,012	1,179,572,328



25. Updated status of advance against purchase and advance against salary (Note: 8.10):

We verified all the advance against purchase and advance against salary of note 8.10 of notes to the financial statements for the year ended June 30, 2017 and found that all the parties are business related and subsequent balance as on 31-12-2017. The name and address of advance to parties are as follows:

Advance against purchase:

Sl. No.	Name of the Party	Address	Reasons of Advance	Balance as on 30-06-2017	Un-Audited Subsequent Balance as on 31-12-2017
1	Abdul Mojid & Sons	50, Nilkhet Govt, Market, Dhaka-1205, Bangladesh	Hand Gloves, Safety Shoe	10,500	43,500
2	A K Azad (Eng.)	Agargaon, Coloney, Dhaka, Bangladesh	Consultancy Purpose	4,510,019	474,208
3	Alam Cng Filling Center	Charagali, Tongi, Gazipur, Bangladesh	Truck & Vehicles Fuel Purpose	4,085,811	50,000
4	Amir Transport	Cheragali Truck Stand, Cheragali, Tongi, Gazipur, Bangladesh	Transport Purpose	468,000	8,000
5	Anwar Ispat Ltd	Baitul Hossain Building, 14th Floor, 27 Dilkusha, Dhaka 1000, Bangladesh	Raw Materials Purchase Purpose	547,500	87,500
6	Anwarul Islam Chowdhary	H#08, R#07,Block-C,Niketon,Gulshan, Dhaka, Bangladesh	Raw Materials Purchase Purpose	5,328,375	725,000
7	App Tel	BCS Computer City, Dhaka, Bangladesh	Computer & Software Purpose	8,607,827	25,000
8	ASP Trading Co.	Islam Vila, South Tengra, Demra, Dhaka, Bangladesh	Raw Materials Purchase Purpose	9,492,827	910,000
9	Ataur Enterprise	Sunamgonj, Sylhet, Bangladesh	Raw Materials Purchase Purpose	9,115,677	72,850
10	Bangladesh Sourcing Ltd	H#620 Road#09, Dhaka, Bangladesh	Raw Materials Purchase Purpose	-	43,069,050
11	Baqi Billah	College Gate, Charagali, Tongi, Gazipur, Bangladesh	Raw Materials Purchase Purpose	2,002,437	2,002,437
12	Bismillah Traders (Jessore)	Bokchor Khulna Road, Khulna, Bangladesh	Raw Materials Purchase Purpose	5,596,375	73,000
13	Brothers Engr. Works	19/1, Begumgonge Lean, Dholikhal, Dhaka, Bangladesh	Raw Materials Purchase Purpose	8,746,141	163,314
14	City Enterprises	86, Hazi Askor Ali Road, Tongi, Gazipur, Bangladesh	Raw Materials Purchase Purpose	8,664,827	82,000
15	Conforce Limited	Moni Sinha Farhad Bhaban (4th Floor) 21/2, Purana Paltan Dhaka-1000, Bangladesh	Raw Materials Purchase Purpose	8,612,327	797,400
16	Co-Operators Ent(C & F)	Al-Hajj Mansion, 4th Floor, 82, Motijheel C/A, Dhaka - 1000, Bangladesh	Imported Materials Releasing Purpose	2,137,020	2,137,020



17	Das Trading Corporation	7/8 Nawabpur Road(1st Floor), Anower Tower,Shop#234, Dhaka-1100, Bangladesh	Raw Materials Purchase Purpose	8,642,867	60,040
18	Erfan Enterprise & Engineering	173, Hqu Electrics Market, Nawabpur Road , Dhaka-1100, Bangladesh	Maintanance Purpose	5,910,811	1,875,000
19	Evergreen Traders	74/B/1,RH Home Centre, Green Road, Dhaka,Bangladesh	Spare parts Purchase Purpose	8,813,727	230,900
20	Ferro Alloy Co. (Pvt.) Ltd	29/10, K. M. Das Lane , Tikatuly, Dhaka, Bangladesh	Raw Materials Purchase Purpose	8,582,827	173,221,547
21	F.K. Trading Agency	Nowabpur, Dhaka, Bangladesh	Spare parts Purchase Purpose	4,035,811	276,986
22	Gulam Sarwar Sajib	Bawniya, Matborbari, Turag, Dhaka, Bangladesh	Spare parts Purchase Purpose	8,835,690	252,863
23	H.S Traders	H-9A, Road-03, Nasirabad housing Society, Chittagong, Bangladesh	Raw Materials Purchase Purpose	8,582,827	1,531,720
24	Jk International (C & F) New	Amin Court (5th floor), 62-63 Motijheel C/A, Dhaka-1000, Bangladesh	Imported Materials Releasing Purpose	4,332,575	14,970,571
25	Karishma Services Ltd (TP)	Road# 41, House# 47, Gulshan, Dhaka-1212, Bangladesh	Spare parts Purchase Purpose	4,653,375	5,000
26	KAZ International (C&F)	Hotel cafe Suruchi(1st Floor), 27, SK Mujib Road, Agrabad C/A,Chittagong, Bangladesh	Imported Materials Releasing Purpose	48,288,276	40,234,791
27	Lube Asia	H#518 R#01 Dhanmondi, Dhaka, Bangladesh	Raw Materials Purchase Purpose	8,582,827	9,708,057
28	M. Abdullah Enterprise	Vaiol Gov. College gate Chondona Churasta, Gazipur, Bangladesh	Argaon Gas, LP gas Purchase Purpose	4,820,630	315,125
29	Mahbub Sahriar	Vill: Chourhash, P/O: BSCIC, P/S: Kustia Sadar, Dist: Kustia,Bangladesh	Spare parts Purchase Purpose	3,226,205	1,588,436
30	Mak Consultant	Concord Tower,113, Kazi Nazrul Islam Avenue, Kawran Bazar, Dhaka, Bangladesh	Spare parts Purchase Purpose	8,582,827	-
31	Mr. Mamun (TP)	Majukha Bazar, Tongi, Gazipur,Bangladesh	Spare parts Purchase Purpose	5,437,588	1,670,401
32	Manik & Associates	31,B.B. Avenue(1st Floor),Zinat Chamber,Dhaka-1000, Bangladesh	Consultancy Purpose	5,093,375	490,000
33	Markes Workshop Ltd	Gazipur Chowrasta,Gazipur, Bangladesh	Maintanance Purpose	5,103,375	500,000
34	Mazumder Enterprise	Robin Tower,(5th) Floor, 42/43, Purana Paltan, Dhaka, Bangladesh	Spare parts Purchase Purpose	4,733,375	130,000
35	Metanex & Allied Manufacturers Ltd.	Latifpur, Jafarabad, Fouzdarhad Ind. Area, Chittagong, Bangladesh	Raw Materials Purchase Purpose	9,206,750	69,290,125
36	Metanex Chemical Industries Ltd	Latifpur, Jafarabad, Fouzdarhad Ind. Area, Chittagong, Bangladesh	Raw Materials Purchase Purpose	6,053,716	61,637,750
37	M.H. Iron & Engi. (TP)	H-9A, Road-03, Nasirabad housing Society, Chittagong,Bangladesh	Raw Materials Purchase Purpose	5,226,705	406,505

38	Millerium Service Ltd	136/1 Tejgaon, Dhaka, Bangladesh	Maintanance Purpose	4,803,375	200,000
39	Milnars Pump Ltd.	Uttara Bank Bhaban (4th & 5th Floor) 90, Motijheel C/A,Dhaka-1000, Bangladesh	Motor Supply Purpose	4,741,575	28,200
40	M.K.R Power Engineering	Nwababpur Bazar, Dhaka,Bangladesh	Maintanance Purpose	9,363,084	2,277,500
41	Mobicon Computer & Engineers	BCS Computer City, IDB Bhaban, E/8-A, SR#311,(3rd Floor), Agargoan, Dhaka, Bangladesh	Printing & Stationery materials purchase purpose	7,802,570	27,950
42	Monika Engr.	Plot#9,Block-D, Aftabnagar,Badda, Dhaka, Bangladesh	Civil Work purpose	4,603,375	324,389
43	Moon Enterprise	Barma Stand, Padma Oil Road, Siddirgonj, Narayangonj, Bangladesh	Maintanance Purpose	4,750,820	718,720
44	Moon Enterprise, C&F Agent	78, Motijheel C/A, 4th Floor, Dhaka-1000, Bangladesh	Imported Materials Releasing Purpose	107,765,333	111,653,092
45	Mostfa Monowar	Gazipur Chowrasta,Gazipur, Bangladesh	Maintanance Purpose	240,000	240,000
46	Munni Enterprise	Masimpur, Nishat Nagar,tongi, Gazipur, Bangladesh	Loading Unloading Purpose	9,441,110	24,006
47	Nahid & Rahat Enterprise	Basjhundhara Riverview, Container Road,Dakkhin Keranigonj, Dhaka, Bangladesh	Raw Materials Purchase Purpose	7,724,545	4,459,730
48	Navana Petroleum Limited	Bastu Bithika 3rd Floor,R#04,Banani, Dhaka-1219, Bangladesh	Raw Materials Purchase Purpose	4,039,211	3,400
49	Net Planet	Block#30, Malibagh Chowdhury Para, Dhaka-1213, Bangladesh	Spare parts Purchase Purpose	8,582,827	347,650
50	Nitol Motors Limited	100 Tongi Industrial Area, Gazipur, Bangladesh	Spare parts Purchase Purpose	4,635,482	992,265
51	OJS Corporation	Station Road, Matimoy Building (G.F) Bena Bazaar, Benapole.	Spare parts Purchase Purpose	4,117,511	81,700
52	Pacific International	Siddiki Machinery Market, 10 Modanpur line, Nawabpur Road, Dhaka,Bangladesh	Raw Materials Purchase Purpose	4,056,051	4,706,960
53	Padma Techno Consultant & Survey	8/6, Segun Bagicha, (3rd Floor) Dhaka-1000, Bangladesh	Consultancy Purpose	8,582,827	392,500
54	Paharika Enterprise	RS Plaza,(Ground Floor), Baluchara, Hathazari Road, Chittagong, Bangladesh	Raw Materials Purchase Purpose	200,000	10,000
55	Popular Electronics	Al-Amin Sugar Market, Postogola, Shampur, Dhaka, Bangladesh	Spare parts Purchase Purpose	8,582,827	4,545,000
56	Progress Printing & Packaging	181 Fakirapool, Motijheel, Dhaka-1000, Bangladesh	Printing & Stationery materials purchase purpose	8,071,621	94,310
57	Rahim Steel Mills Limited	29/10 K.M. Das Ln, Dhaka 1203, Bangladesh	Raw Materials Purchase Purpose	4,035,811	437,640

58	Rana Construction	Section 11 Taltola, Block#B, Road#12, Line#01, Shop#01, Mirpur, Dhaka-1216, Bangladesh	Civil Work purpose	4,235,811	700,000
59	Rana Construction & Engineering	G.P. Kha-59, Shahzadpur (Bashtala), Gulshan-2, Dhaka-1212, Bangladesh	Civil Work purpose	6,053,716	1,201,012
60	Rashid Enterprise	68/10, Alambag, Jurain, Postogola, Dhaka-1204, Bangladesh	Loading Unloading Purpose	842,558	1,471,058
61	Raylight Instrument Ltd.	1 Cherry Trees Stanbridge Road Terrace LEIGHTON BUZZARD LU7 4QU UK	Decoration Item Purpose	39,750	39,750
62	Reliance Insurance Ltd	H.M Plaza (8th Floor) House # 34, Road # 2, Dhaka 1230, Bangladesh	Insurance coverage purpose	188,000	188,000
63	Rozina Enterprise	Uttar Auchpara, Nishat Nagar, Tongi, Gazipur, Bangladesh	Spare parts Purchase Purpose	9,296	9,296
64	Saleh & Associates	Mokhles, Moharech Shoping Complex (2nd floor), Suit: 304, 3B Purana Paltan, Ramna, Dhaka-1000, Bangladesh	Consultancy Purpose	490,000	690,000
65	Samrat Enterprise, Chittagong	Samrat Bhaban Opposite 1 No Gate, Benapole Port., Jessore, Bangladesh	Raw Materials Purchase Purpose	5,088,001	5,093,601
66	Seraj Contractor (Civil)	Charagali, Tongi, Gazipur, Bangladesh	Daily Labour Purpose	243,632	249,709
67	Mr. Shakwat Hussain	Charagali, Tongi, Gazipur, Bangladesh	Maintanance Purpose	60,000	60,000
68	Mr. Shamol	Panpara, Raj Fulbaria, Savar, Dhaka, Bangladesh	Maintanance Purpose	10,790	10,790
69	Mr. Sharif Uddin	House#17/1, Rajpara, Rajshahi, Bangladesh	Raw Materials Purchase Purpose	2,553,617	5,107,233
70	Shohag Electric & Engi.	Plot# 2686, Natun Bazar, 100 Feet Road, Madani Avenue, Sayeed Nagar, Vatara, Dhaka-1212, Bangladesh	Spare parts Purchase Purpose	3,221,000	3,342,000
71	Shohid Contractor	Tongi Station Road, Tongi, Gazipur, Bangladesh	Steel Work Purpose	66,050	48,050
72	Shorif Uddin	Charagali, Tongi, Gazipur, Bangladesh	Maintanance Purpose	251,560	251,560
73	Sinath Enterprise	Road # 6, House # 5, Baridhara Dhaka-1212, Bangladesh	Decoration Item Purpose	1,123,200	1,500,000
74	Sm Cable Suppliers	Agrabad, Chittagong, Bangladesh	Electronic Goods Purchase Purpose	50,100	50,100
75	Speedwell Auto Craft	College Gate, Charagali, Tongi, Gazipur, Bangladesh	Truck & Vehicles Fuel Purpose	21,281	21,281
76	SR Traders	44 Dilkusha C/A (4th Floor), Dhaka-1000, Bangladesh	Raw Materials Purchase Purpose	2,553,617	301,660
77	Tosaddeque Hossain	Adabor, Mohammadpur, Dhaka,	Raw Materials Purchase Purpose	577,949	577,949

		Bangladesh			
78	Touch Advertising	8/4, Block-B, Ground Floor, Lalmatia, Dhaka-1207, Bangladesh	Advertisement Purpose	495,325	673,409
79	Amir & Associates	203, Concord Tower(2nd Floor) 113, Kazi Nazrul Islam Avenue, Dhaka-1000, Bangladesh	Consultancy Purpose	500,500	500,500
80	Industrial Promotion and Development Company	Hosna Centre (4th Floor), 106, Gulshan Avenue, Dhaka-1212, Bangladesh	Car Purchase Purpose	5,772,550	9,236,075
81	Jahangir Alam Traders	House 131/1, Shahid Syed Nazrul Islam Sarani (North South Road), Dhaka-1100, Bangladesh	Spare parts Purchase Purpose	237,200	237,200
82	Multi Business System	2/A, Solimullah Complex, Sector-8, Uttara, Dhaka, Bangladesh	Maintanance Purpose	391,600	491,600
83	BD Marine Electric	Nowabpur, Dhaka, Bangladesh	Electronic Goods Purchase Purpose	126,200	-
84	Kaltimex Energy	Green Orlando (8th Floor), Plot#KA 42-4, Progati Sharani, Dhaka-1229, Bangladesh., Pragati Ave, Dhaka 1229	Generators Maintance Purpose	1,189,787	-
85	R K Enterprises, Kolkata, India	Kolkata, India	Spare parts Purchase Purpose	15,119,145	-
86	Asia Fuel Station	Mymensingh Hwy, Tongi, Gazipur, Bangladesh	Truck & Vehicles Fuel Purpose	519,495	-
87	Automation Drive and Controls	Plot#10, Lane#05, Road #01, Block#L Agrabad Access Road, Barapole, Haliashahar Housing Estate, Chittagong-4216	Spare parts Purchase Purpose	23,111	-
88	Balal Enterprise	Nowabpur, Dhaka, Bangladesh	Maintanance Purpose	4,366	-
89	Bismillah Steel King	87/9, Ibrahimpur, Pulpar, Dhaka Cantt., Bangladesh	Spare parts Purchase Purpose	163,498	-
90	Cyber Plaza, IDB Bhaban, Agargaon	E/8-A, BCS Computer City, IDB Bhaban (1st Floor), Shop-147, Road-Begum Rokeya Sharani, Agargaon, Dhaka.	Computer & Software Purpose	48,900	-
91	JRT Power Electric	Nowabpur, Dhaka, Bangladesh	Electronic Goods Purchase Purpose	12,000	-
92	Monna Enterprise	Nishatnagar, Milgate, Tongi, Gazipur, Bangladesh	Loading Unloading Purpose	301,181	-
93	Morsalin Traders	House-96, Block-B, Sector-10, Uttara, Dhaka, Bangladesh	Maintanance Purpose	299,800	-



94	Osman Goni Enterprise	Nishatnagar, Milgate, Tongi, Gazipur, Bangladesh	Daily Labour Purpose	107,208	-
95	Comilla Carrier Service (C&F)	Adomji, Dilkusha, Motijheel, Dhaka, Bangladesh	Imported Materials Releasing Purpose	398,000	-
96	J K International(C&F)	Amin Court (5th floor), 62-63 Motijheel C/A, Dhaka-1000, Bangladesh	Imported Materials Releasing Purpose	2,200,403	-
97	Olympic Textile Mills Ltd	Nishatnagar, Milgate, Tongi, Gazipur, Bangladesh	Warehouse Purpose	248,531	-
98	Spark International	52, 1 Kallyanpur Main Rd, Dhaka, Bangladesh	Spare parts Purchase Purpose	150,000	-
99	Telnet Communication	Takia Center. (8th Floor) House:39, Sonargaon Janapath Road, Sector- 07, Uttara, Sonargaon Janapath, Dhaka 1230	Requirement Purpose	200,000	-
Total				527,000,507	592,732,941



Advance against salary:

Sl. No.	Name of Employee	Designation	Date of Advance	Amount of Advance	Mode of Adjustment	Realization Status	Balance as on 30.06.2017	Un-Audited Subsequent Balance as on 31.12.2017
1	Md. Abdullah Al Mamun	Sr. Executive	28-03-17	50,000	Cash	Good	35,000	4,000
2	Md. Abdur Rashid	Helper-Store	21-12-16	40,000	Cash	Good	24,000	11,000
3	Md. Abdus Salam	Delivery In charge	03-09-16	150,000	Cash	Good	130,000	105,000
4	Md. Abul Bashar	Executive	06-07-16	100,000	Cash	Good	89,000	84,000
5	Md. Aklacul Islam	Helper-Helper	01-08-16	50,000	Cash	Good	30,000	19,000
6	Md. Akter Hossain	Peon	05-07-16	20,000	Cash	Good	11,000	6,000
7	Md. Al Amin	Asst. Engr.	03-07-16	30,000	Cash	Good	18,000	12,000
8	Md. Ashraf	Foreman	02-07-16	200,000	Cash	Good	176,000	165,000
9	Md. Baqi Billah	Manager-Procurement	06-09-16	500,000	Cash	Good	455,000	430,000
10	Md. Aziz	Driver-Truck	02-07-16	50,000	Cash	Good	39,000	34,000
11	Md. Kawsar	Sr. Executive	05-08-16	120,000	Cash	Good	70,000	40,000
12	Md. Didarul Alom	Officer- Transport	01-08-16	60,000	Cash	Good	40,000	28,000
13	Md. Faiz Mohammed	Sr. Executive	09-08-16	70,000	Cash	Good	60,000	54,000
14	Md. Hasan Jamamil	Executive	13-12-16	50,000	Cash	Good	35,645	31,645
15	Md. Kamrul	Supervisor	09-09-16	35,000	Cash	Good	26,000	16,000
16	Md. Mahiuddin	AGM	05-10-16	500,000	Cash	Good	460,000	435,000
17	Md. Mostafizur Rahman	Sr. Executive	03-07-16	50,000	Cash	Good	38,000	33,000
18	Md. Sayeed Rezaraj	Asst. Manager	06-07-16	350,000	Cash	Good	290,000	265,000
19	Md. Sharifuddin	Officer-Procurement	13-08-16	400,000	Cash	Good	350,000	325,000
20	Tawhidul Alam Khan	Officer-Transport	02-07-16	120,000	Cash	Good	108,000	103,000
21	Iqbal Hossain	Driver-Truck	02-07-17	5,000	Cash	Good	-	2,800
Grand Total							2,484,645	2,203,445

26. Break-up of security deposit (Note:8.20):

Deposits

Bangladesh Oxygen Company Ltd
 Dhaka Electric Supply Company Ltd
 Titas Gas Transmission & Distribution Ltd
 Grameen Phone Ltd.

Amount in Taka	
30/Jun/2017	30/Jun/2016
10,451	10,451
2,411,242	2,411,242
16,837,363	7,851,395
6,500	6,500
19,265,556	10,279,588

27. Information as per requirement schedule XI, part I, para 4(F) of the Companies Act, 1994:

Full information as per requirement of the schedule XI, Part I, Para 4 (f) of the Companies Act, 1994 regarding accounts receivables as on 30 June, 2017 are as follows:

Sl. No.	Particulars	30 June, 2017	30 June, 2016
i.	Receivables considered good in respect of which the company is fully secured.	-	-
ii.	Receivables considered good in respect of which the company holds no security other than the debtor personal security.	1,058,198,012	801,075,542
iii.	Receivable considered doubtful or bad.	-	-
iv.	Accounts Receivable due by any director or other officer of the company or any of them either severally or jointly with any other person or debts due firm or private companies respectively in which any director is a partner or a director or a member to be separately stated.		
v.	Receivables due by companies under the same management to be disclosed with the names of the companies;	-	-
vi.	The maximum amount of receivable due by any director or other officer of the company at any time during the year to be shown by way of a note.	-	-
Total		1,058,198,012	801,075,542



28. Explanation regarding nature of business:

We asked the management regarding nature of business, on the basis of the discussion the management of S. S. Steel Limited has decided to revise the nature of business as “The principal activities of the company are manufacturing of MS-Rod & Deformed Rod and marketing thereof.”

29. Detail list of vehicles:

Sl. No.	Date of Purchase	Brand Name	Types	Registration No.	Capacity	Condition when Purchased	Country of Origin	Cost Amount in BDT	W.D.V as on 30-06-2017
1	12.03.2003	JAC	Truck	DM-U-11-7588	3000 CC	Brand New	China	755,135	213,955
2	28.08.2004	TATA	Truck	DM-U-63-0036	5883 CC	Brand New	India	2,335,125	836,753
3	14.02.2006	TATA	Truck	DM-U-14-1595	5883 CC	Brand New	India	2,913,235	1,050,707
4	08.09.2007	TATA	Truck	DM-U-11-1247	5883 CC	Brand New	India	1,872,550	767,746
5	06.03.2008	TATA	Truck	DM-U-14-1594	5883 CC	Brand New	India	2,968,427	1,276,424
6	12.07.2013	TATA	Truck	DM-U-14-1583	5883 CC	Brand New	India	2,762,460	1,657,476
7	21.07.2013	JAC	Truck	DM-U-14-4195	3000 CC	Brand New	China	1,515,250	921,777
8	13.08.2013	TATA	Truck	DM-U-14-1743	5883 CC	Brand New	India	2,825,125	1,718,618
9	21.09.2013	TATA	Truck	Truck No-14-0390	5883 CC	Brand New	India	2,852,004	1,782,503
10	23.12.2013	TATA	Truck	DM-U-14-1910	5883 CC	Brand New	India	3,151,279	2,048,331
11	23.12.2013	TATA	Truck	DM-U-14-1909	5883 CC	Brand New	India	3,151,280	2,048,332
12	23.12.2013	TATA	Truck	DM-U-14-1908	5883 CC	Brand New	India	3,151,280	2,048,332
13	30.06.2015	TATA	Truck	DM-TA-18-7461	3783 CC	Brand New	India	2,531,096	2,019,815
14	11.08.2015	TATA	Truck	DM-U-14-2140	5883 CC	Brand New	India	2,932,351	2,370,317
15	11.08.2015	TATA	Truck	DM-U-14-2141	5883 CC	Brand New	India	2,932,351	2,370,317
16	06.12.2015	TATA	Truck	DM-U-12-0076	5883 CC	Brand New	India	2,909,698	2,448,996
17	06.12.2015	TATA	Truck	DM U-12-0077	5883 CC	Brand New	India	2,909,698	2,448,996
18	06.12.2015	TATA	Truck	DM U-13-0083	5883 CC	Brand New	India	2,360,527	1,986,777
19	31.03.2016	TATA	Truck	DM-TA-15-0293	5883 CC	Brand New	India	4,193,890	3,669,654
20	29.06.2017	TATA	Truck	LPK-DU-TRUCK-1618	5883 CC	Brand New	India	2,980,928	2,980,928
21	29.06.2017	TATA	Truck	LPK-DU-TRUCK-1618	5883 CC	Brand New	India	2,980,928	2,980,928
22	29.06.2017	TATA	Truck	LPS-4018 MRIME	6700 CC	Brand New	India	4,080,928	4,080,928



				MOVER					
23	21.07.2002	Toyota	Sedan-Car	DM-GHA-13-7695	1496 CC	Brand New	Japan	1,062,345	265,586
24	21.07.2002	Toyota	Sedan-Car	DM-CHA-13-7516	2000 CC	Brand New	Japan	1,085,126	271,282
25	12.06.2013	Toyota	Sedan-Car	DM-DHA-16-5376	1496 CC	Brand New	Japan	1,312,427	776,519
26	18.04.2015	Toyota	Sedan-Car	DM-Cha-15-7123	2000 CC	Brand New	Japan	2,528,500	1,980,658
27	30.12.2015	Toyota	Sedan-Car	DM-U-13-3669	2000 CC	Brand New	Japan	2,188,342	1,860,091
28	29.08.2016	Toyota	Sedan-Car	DM-GHA-26-1302	1496 CC	Brand New	Japan	1,790,000	1,642,018
29	29.08.2016	Toyota	Sedan-Car	DM-GHA-26-1304	1496 CC	Brand New	Japan	1,800,000	1,650,000
30	30.12.2015	Nissan	X-Trail	DM-GHA-17-0517	2000 CC	Brand New	Japan	4,934,382	4,194,225
31	30.12.2015	Nissan	X-Trail	DM-GHA-17-0579	2000 CC	Brand New	Japan	4,934,382	4,194,225
32	30.12.2015	Nissan	X-Trail	DM-GHA-17-0580	2000 CC	Brand New	Japan	3,384,267	2,876,627
33	31.03.2016	Yamaha	Motorcycle	DM-HA-43-6187	150 CC	Brand New	Japan	287,000	251,125
34	05.07.2010	Bajaj	Motorcycle	DM-HA-43-6101	100 CC	Brand New	India	135,750	79,414
35	25.09.2011	Bajaj	Motorcycle	DM-HA-43-6071	100 CC	Brand New	India	135,750	88,916
36	03.12.2011	Bajaj	Motorcycle	DM-HA-43-6069	100 CC	Brand New	India	135,750	90,274
37	17.09.2013	Bajaj	Motorcycle	DM-HA-43-6187	100 CC	Brand New	India	140,750	87,969
Total								13,632,784	64,037,535



30. Detail description of truck maintenance & delivery expenses:

Particulars	Amount (in Tk.)
Truck maintenance	13,572,949.00
Delivery expenses	11,360,716.00
Total	24,933,665.00

31. Compliance of Commission's consent letter dated 10-05-2016 for raising of paid-up capital:

The company has complied with the conditions of Commission's consent letter No. BSEC/CI/CPLC (Pvt.)- 683/2015/264 dated May 10, 2016 for raising of paid-up capital of S.S. Steel (Pvt.) Limited.

32. Explanation regarding note No. 26.7 as referred in the note No. 27.80.3:

We are extremely sorry for this types of unintentional mistake. The reference will be note No. 27.70 instead of note No. 26.70 of notes to the financial statements for the year ended June 30, 2017. We will more careful in future.

33. Explanation regarding date of the financial statements (November 30, 2016) as presented in the auditor's report:

S. F. Ahmed & Co. has provided their audit report as on 30, November 2016 for the period of 09 (nine) month ended 30, June 2016. There was no account prepared on 30, November 2016. In audit report the other matter paragraph included as per BSA.

34. Number of employees to whom Tk. 14,58,55,700.00 was paid in cash during the year ended 30 June, 2017:

As per necessary papers and documents of the Company, we verified and month wise salary sheet for the year ended 30 June, 2017 are as follows:

Sl. no.	Name of month	Number of Employees	Amount (in Tk.)
1.	July, 2016	478	10,087,721.00
2.	August, 2016	484	10,273,304.00
3.	September, 2016	487	16,244,360.00
4.	October, 2016	493	10,328,683.00
5.	November, 2016	492	10,073,207.00
6.	December, 2016	497	10,270,504.00
7.	January, 2017	495	10,450,589.00
8.	February, 2017	495	11,417,442.00
9.	March, 2017	500	10,250,589.00
10.	April, 2017	491	9,912,410.00
11.	May, 2017	492	14,876,287.00
12.	June, 2017	497	21,670,604.00
Total		5,901	145,855,700.00

35. Subsequent status of capital work-in-progress:

According to the financial statements for the year ended June 30, 2017 no balances are available under capital work in progress except investment property, which was adjusted during the period.

36. Details of advance against purchase with subsequent status:

We verified the entire advance against purchase of note 8.10 and found that all the parties are business related and subsequent balance as on 31-12-2017. The name and address of advance to parties are as follows:

Advance against purchase:

Sl. No.	Name of the Party	Address	Reasons of Advance	Balance as on 30-06-2017	Un-Audited Subsequent Balance as on 31-12-2017
1	Abdul Mojid & Sons	50, Nilkhet Govt, Market, Dhaka-1205, Bangladesh	Hand Gloves, Safety Shoe	10,500	43,500
2	A K Azad (Eng.)	Agargaon, Coloney, Dhaka, Bangladesh	Consultancy Purpose	4,510,019	474,208
3	Alam Cng Filling Center	Charagali, Tongi, Gazipur, Bangladesh	Truck & Vehicles Fuel Purpose	4,085,811	50,000
4	Amir Transport	Cheragali Truck Stand, Cheragali, Tongi, Gazipur, Bangladesh	Transport Purpose	468,000	8,000
5	Anwar Ispat Ltd	Baitul Hossain Building, 14th Floor, 27 Dilkusha, Dhaka 1000, Bangladesh	Raw Materials Purchase Purpose	547,500	87,500
6	Anwarul Islam Chowdhary	H#08, R#07, Block-C, Niketon, Gulshan, Dhaka, Bangladesh	Raw Materials Purchase Purpose	5,328,375	725,000
7	App Tel	BCS Computer City, Dhaka, Bangladesh	Computer & Software Purpose	8,607,827	25,000
8	ASP Trading Co.	Islam Vila, South Tengra, Demra, Dhaka, Bangladesh	Raw Materials Purchase Purpose	9,492,827	910,000
9	Ataur Enterprise	Sunamgonj, Sylhet, Bangladesh	Raw Materials Purchase Purpose	9,115,677	72,850
10	Bangladesh Sourcing Ltd	H#620 Road#09, Dhaka, Bangladesh	Raw Materials Purchase Purpose	-	43,069,050
11	Baqi Billah	College Gate, Charagali, Tongi, Gazipur, Bangladesh	Raw Materials Purchase Purpose	2,002,437	2,002,437
12	Bismillah Traders (Jessore)	Bokchor Khulna Road, Khulna, Bangladesh	Raw Materials Purchase Purpose	5,596,375	73,000
13	Brothers Engr. Works	19/1, Begumgonge Lean, Dholikhal, Dhaka, Bangladesh	Raw Materials Purchase Purpose	8,746,141	163,314
14	City Enterprises	86, Hazi Askor Ali Road, Tongi, Gazipur, Bangladesh	Raw Materials Purchase Purpose	8,664,827	82,000
15	Conforce Limited	Moni Sinha Farhad Bhaban (4th Floor) 21/2, Purana Paltan Dhaka-1000, Bangladesh	Raw Materials Purchase Purpose	8,612,327	797,400

16	Co-Operators Ent(C & F)	Al-Hajj Mansion, 4th Floor, 82, Motijheel C/A, Dhaka - 1000, Bangladesh	Imported Materials Releasing Purpose	2,137,020	2,137,020
17	Das Trading Corporation	7/8 Nawabpur Road(1st Floor), Anower Tower,Shop#234, Dhaka-1100, Bangladesh	Raw Materials Purchase Purpose	8,642,867	60,040
18	Erfan Enterprise & Engineering	173, Hqu Electrics Market, Nawabpur Road , Dhaka-1100, Bangladesh	Maintanance Purpose	5,910,811	1,875,000
19	Evergreen Traders	74/B/1,RH Home Centre, Green Road, Dhaka,Bangladesh	Spare parts Purchase Purpose	8,813,727	230,900
20	Ferro Alloy Co. (Pvt.) Ltd	29/10, K. M. Das Lane , Tikatuly, Dhaka, Bangladesh	Raw Materials Purchase Purpose	8,582,827	173,221,547
21	F.K. Trading Agency	Nowabpur, Dhaka, Bangladesh	Spare parts Purchase Purpose	4,035,811	276,986
22	Gulam Sarwar Sajib	Bawniya, Matborbari, Turag, Dhaka, Bangladesh	Spare parts Purchase Purpose	8,835,690	252,863
23	H.S Traders	H-9A, Road-03, Nasirabad housing Society, Chittagong, Bangladesh	Raw Materials Purchase Purpose	8,582,827	1,531,720
24	Jk International (C & F) New	Amin Court (5th floor), 62-63 Motijheel C/A, Dhaka-1000, Bangladesh	Imported Materials Releasing Purpose	4,332,575	14,970,571
25	Karishma Services Ltd (TP)	Road# 41, House# 47, Gulshan, Dhaka-1212, Bangladesh	Spare parts Purchase Purpose	4,653,375	5,000
26	KAZ International (C&F)	Hotel cafe Suruchi(1st Floor), 27, SK Mujib Road, Agrabad C/A,Chittagong, Bangladesh	Imported Materials Releasing Purpose	48,288,276	40,234,791
27	Lube Asia	H#518 R#01 Dhanmondi, Dhaka, Bangladesh	Raw Materials Purchase Purpose	8,582,827	9,708,057
28	M. Abdullah Enterprise	Vaiol Gov. College gate Chondona Churasta, Gazipur, Bangladesh	Argaon Gas, LP gas Purchase Purpose	4,820,630	315,125
29	Mahbub Sahriar	Vill: Chourhash, P/O: BSCIC, P/S: Kustia Sadar, Dist: Kustia,Bangladesh	Spare parts Purchase Purpose	3,226,205	1,588,436
30	Mak Consultant	Concord Tower,113, Kazi Nazrul Islam Avenue, Kawran Bazar, Dhaka, Bangladesh	Spare parts Purchase Purpose	8,582,827	-
31	Mr. Mamun (TP)	Majukha Bazar, Tongi, Gazipur,Bangladesh	Spare parts Purchase Purpose	5,437,588	1,670,401
32	Manik & Associates	31,B.B. Avenue(1st Floor),Zinat Chamber,Dhaka-1000, Bangladesh	Consultancy Purpose	5,093,375	490,000
33	Markes Workshop Ltd	Gazipur Chowrasta,Gazipur, Bangladesh	Maintanance Purpose	5,103,375	500,000

34	Mazumder Enterprise	Robin Tower,(5th) Floor, 42/43, Purana Paltan, Dhaka, Bangladesh	Spare parts Purchase Purpose	4,733,375	130,000
35	Metanex & Allied Manufacturers Ltd.	Latifpur, Jafarabad, Fouzdarhad Ind. Area, Chittagong, Bangladesh	Raw Materials Purchase Purpose	9,206,750	69,290,125
36	Metanex Chemical Industries Ltd	Latifpur, Jafarabad, Fouzdarhad Ind. Area, Chittagong, Bangladesh	Raw Materials Purchase Purpose	6,053,716	61,637,750
37	M.H. Iron & Engi. (TP)	H-9A, Road-03, Nasirabad housing Society, Chittagong, Bangladesh	Raw Materials Purchase Purpose	5,226,705	406,505
38	Millerium Service Ltd	136/1 Tejgaon, Dhaka, Bangladesh	Maintanance Purpose	4,803,375	200,000
39	Milnars Pump Ltd.	Uttara Bank Bhaban (4th & 5th Floor) 90, Motijheel C/A, Dhaka-1000, Bangladesh	Motor Supply Purpose	4,741,575	28,200
40	M.K.R Power Engineering	Nwababpur Bazar, Dhaka, Bangladesh	Maintanance Purpose	9,363,084	2,277,500
41	Mobicon Computer & Engineers	BCS Computer City, IDB Bhaban, E/8-A, SR#311,(3rd Floor), Agargoan, Dhaka, Bangladesh	Printing & Stationery materials purchase purpose	7,802,570	27,950
42	Monika Engr.	Plot#9,Block-D, Aftabnagar,Badda, Dhaka, Bangladesh	Civil Work purpose	4,603,375	324,389
43	Moon Enterprise	Barma Stand, Padma Oil Road, Siddirgonj, Narayangonj, Bangladesh	Maintanance Purpose	4,750,820	718,720
44	Moon Enterprise, C&F Agent	78, Motijheel C/A, 4th Floor, Dhaka-1000, Bangladesh	Imported Materials Releasing Purpose	107,765,333	111,653,092
45	Mostfa Monowar	Gazipur Chowrasta, Gazipur, Bangladesh	Maintanance Purpose	240,000	240,000
46	Munni Enterprise	Masimpur, Nishat Nagar, tongi, Gazipur, Bangladesh	Loading Unloading Purpose	9,441,110	24,006
47	Nahid & Rahat Enterprise	Basjundhara Riverview, Container Road, Dakkhin Keranigonj, Dhaka, Bangladesh	Raw Materials Purchase Purpose	7,724,545	4,459,730
48	Navana Petroleum Limited	Bastu Bithika 3rd Floor, R#04, Banani, Dhaka-1219, Bangladesh	Raw Materials Purchase Purpose	4,039,211	3,400
49	Net Planet	Block#30, Malibagh Chowdhury Para, Dhaka-1213, Bangladesh	Spare parts Purchase Purpose	8,582,827	347,650
50	Nitol Motors Limited	100 Tongi Industrial Area, Gazipur, Bangladesh	Spare parts Purchase Purpose	4,635,482	992,265
51	OJS Corporation	Station Road, Matimoy Building (G.F) Bena Bazaar, Benapole.	Spare parts Purchase Purpose	4,117,511	81,700
52	Pacific International	Siddiki Machinery Market, 10 Modanpur line, Nawabpur Road, Dhaka, Bangladesh	Raw Materials Purchase Purpose	4,056,051	4,706,960

53	Padma Techno Consultant & Survey	8/6, Segun Bagicha, (3rd Floor) Dhaka- 1000, Bangladesh	Consultancy Purpose	8,582,827	392,500
54	Paharika Enterprise	RS Plaza,(Ground Floor), Baluchara, Hathazari Road, Chittagong, Bangladesh	Raw Materials Purchase Purpose	200,000	10,000
55	Popular Electronics	Al-Amin Sugar Market, Postogola, Shampur, Dhaka, Bangladesh	Spare parts Purchase Purpose	8,582,827	4,545,000
56	Progress Printing & Packaging	181 Fakirapool, Motijheel, Dhaka-1000, Bangladesh	Printing & Stationery materials purchase purpose	8,071,621	94,310
57	Rahim Steel Mills Limited	29/10 K.M. Das Ln, Dhaka 1203, Bangladesh	Raw Materials Purchase Purpose	4,035,811	437,640
58	Rana Construction	Section 11 Taltola, Block#B, Road#12, Line#01, Shop#01, Mirpur, Dhaka-1216, Bangladesh	Civil Work purpose	4,235,811	700,000
59	Rana Construction & Engineering	G.P. Kha-59,Shahzadpur(Bashtala),Gulshan-2,Dhaka-1212, Bangladesh	Civil Work purpose	6,053,716	1,201,012
60	Rashid Enterprise	68/10, Alambag, Jurain, Postogola, Dhaka-1204, Bangladesh	Loading Unloading Purpose	842,558	1,471,058
61	Raylight Instrument Ltd.	1 Cherry Trees Stanbridge Road Terrace LEIGHTON BUZZARD LU7 4QU UK	Decoration Item Purpose	39,750	39,750
62	Reliance Insurance Ltd	H.M Plaza (8th Floor) House # 34, Road # 2, Dhaka 1230, Bangladesh	Insurance coverage purpose	188,000	188,000
63	Rozina Enterprise	Uttar Auchpara, Nishat Nagar, Tongi, Gazipur, Bangladesh	Spare parts Purchase Purpose	9,296	9,296
64	Saleh & Associates	Mokhles, Moharech Shoping Complex (2nd floor), Suit: 304, 3B Purana Paltan,Ramna, Dhaka-1000, Bangladesh	Consultancy Purpose	490,000	690,000
65	Samrat Enterprise, Chittagong	Samrat Bhaban Opposite 1 No Gate, Benapole Port., Jessore, Bangladesh	Raw Materials Purchase Purpose	5,088,001	5,093,601
66	Seraj Contractor (Civil)	Charagali, Tongi, Gazipur, Bangladesh	Daily Labour Purpose	243,632	249,709
67	Mr. Shakwat Hussain	Charagali, Tongi, Gazipur, Bangladesh	Maintanance Purpose	60,000	60,000
68	Mr. Shamol	Panpara, Raj Fulbaria, Savar, Dhaka, Bangladesh	Maintanance Purpose	10,790	10,790
69	Mr. Sharif Uddin	House#17/1,Rajpara, Rajshahi,Bangladesh	Raw Materials Purchase Purpose	2,553,617	5,107,233

70	Shohag Electric & Engi.	Plot# 2686, Natun Bazar,100 Feet Road, Madani Avenue,Sayeed Nagar, Vatara, Dhaka-1212, Bangladesh	Spare parts Purchase Purpose	3,221,000	3,342,000
71	Shohid Contractor	Tongi Station Road, Tongi, Gazipur, Bangladesh	Steel Work Purpose	66,050	48,050
72	Shorif Uddin	Charagali, Tongi, Gazipur, Bangladesh	Maintanance Purpose	251,560	251,560
73	Sinath Enterprise	Road # 6, House # 5, Baridhara Dhaka-1212, Bangladesh	Decoration Item Purpose	1,123,200	1,500,000
74	Sm Cable Suppliers	Agrabad, Chittagong, Bangladesh	Electronic Goods Purchase Purpose	50,100	50,100
75	Speedwell Auto Craft	College Gate, Charagali, Tongi, Gazipur, Bangladesh	Truck & Vehicles Fuel Purpose	21,281	21,281
76	SR Traders	44 Dilkusha C/A (4th Floor), Dhaka-1000, Bangladesh	Raw Materials Purchase Purpose	2,553,617	301,660
77	Tosaddeque Hossain	Adabor, Mohammadpur, Dhaka, Bangladesh	Raw Materials Purchase Purpose	577,949	577,949
78	Touch Advertising	8/4, Block-B, Ground Floor, Lalmatia,Dhaka-1207, Bangladesh	Advertisement Purpose	495,325	673,409
79	Amir & Associates	203, Concord Tower(2nd Floor) 113, Kazi Nazrul Islam Avenue, Dhaka-1000, Bangladesh	Consultancy Purpose	500,500	500,500
80	Industrial Promotion and Development Company	Hosna Centre (4th Floor), 106, Gulshan Avenue, Dhaka-1212, Bangladesh	Car Purchase Purpose	5,772,550	9,236,075
81	Jahangir Alam Traders	House 131/1, Shahid Syed Nazrul Islam Sarani (North South Road), Dhaka-1100, Bangladesh	Spare parts Purchase Purpose	237,200	237,200
82	Multi Business System	2/A, Solimullah Complex, Sector-8,Uttara, Dhaka, Bangladesh	Maintanance Purpose	391,600	491,600
83	BD Marine Electric	Nowabpur, Dhaka, Bangladesh	Electronic Goods Purchase Purpose	126,200	-
84	Kaltimex Energy	Green Orlando (8th Floor), Plot#KA 42-4,Progati Sharani, Dhaka-1229,Bangladesh., Pragati Ave, Dhaka 1229	Generators Maintance Purpose	1,189,787	-
85	R K Enterprises, Kolkata, India	Kolkata, India	Spare parts Purchase Purpose	15,119,145	-
86	Asia Fuel Station	Mymensingh Hwy, Tongi, Gazipur, Bangladesh	Truck & Vehicles Fuel Purpose	519,495	-

87	Automation Drive and Controls	Plot#10, Lane#05, Road #01, Block#L Agrabad Access Road, Barapole, Halishahar Housing Estate, Chittagong-4216	Spare parts Purchase Purpose	23,111	-
88	Balal Enterprise	Nowabpur, Dhaka, Bangladesh	Maintanance Purpose	4,366	-
89	Bismillah Steel King	87/9, Ibrahimpur, Pulpar, Dhaka Cantt., Bangladesh	Spare parts Purchase Purpose	163,498	-
90	Cyber Plaza, IDB Bhaban, Agargaon	E/8-A, BCS Computer City, IDB Bhaban (1st Floor), Shop-147, Road-Begum Rokeya Sharani, Agargaon, Dhaka.	Computer & Software Purpose	48,900	-
91	JRT Power Electric	Nowabpur, Dhaka, Bangladesh	Electronic Goods Purchase Purpose	12,000	-
92	Monna Enterprise	Nishatnagar, Milgate, Tongi, Gazipur, Bangladesh	Loading Unloading Purpose	301,181	-
93	Morsalin Traders	House-96, Block-B, Sector-10, Uttara, Dhaka, Bangladesh	Maintanance Purpose	299,800	-
94	Osman Goni Enterprise	Nishatnagar, Milgate, Tongi, Gazipur, Bangladesh	Daily Labour Purpose	107,208	-
95	Comilla Carrier Service (C&F)	Adomji, Dilkusha, Motijheel, Dhaka, Bangladesh	Imported Materials Releasing Purpose	398,000	-
96	J K International(C&F)	Amin Court (5th floor), 62-63 Motijheel C/A, Dhaka-1000, Bangladesh	Imported Materials Releasing Purpose	2,200,403	-
97	Olympic Textile Mills Ltd	Nishatnagar, Milgate, Tongi, Gazipur,	Warehouse Purpose	248,531	-
98	Spark International	52, 1 Kallyanpur Main Rd, Dhaka, Bangladesh	Spare parts Purchase Purpose	150,000	-
99	Telnet Communication	Takia Center. (8th Floor) House:39, Sonargaon Janapath Road, Sector-07, Uttara, Sonargaon Janapath, Dhaka 1230	Requirement Purpose	200,000	-
Total				527,000,507	592,732,941

Dated: 04 March 2018
Place: Dhaka

Sd/-
MABS & J Partners
Chartered Accountants



TO WHOM IT MAY CONCERN

This is to certify that, the Companies Financial Statement for the year ended 30 June, 2017 was audited when the Company's name was S. S. Steel (Pvt.) Limited. Subsequently the Company changed its name from S. S. Steel (Pvt.) Limited to S. S. Steel Limited on 10th May, 2018 complying with all the legal process.

Date: June 06, 2018
Place: Dhaka

Sd/-
MABS & J Partners
Chartered Accountants

Auditors Explanation regarding valuation report

We examined all relevant documents and expressed our opinion that the valuation report has been prepared and treated in accordance with Bangladesh accounting standards [BAS] and Bangladesh financial reporting standards [BFRS] and other applicable laws, rules, regulations and guidelines. We also certify that proper accounting treatments including provisions, tax and other liabilities have been made in the financial statements to consider the valuation.

Date: July 15, 2018
Place: Dhaka

Sd/-
MABS & J Partners
Chartered Accountants



CHAPTER - XXX

MANAGEMENT ADDITIONAL DISCLOSURE



Management additional Disclosure

01. Explanation regarding Audit Committee and their functions.

We have constitute the audit committee and determine their role and responsibility in accordance with the Commission's notification No. SEC/CMRRCD/2006-158/134/Admin/44 dated 07 August 2012 regarding corporate governance.

02. Explanation regarding how such Audit Committee recommended statutory F/S to the Board of Directors for approval.

We confirm that the audit committee has reviewed the annual financial statements before submission to the board for approval in accordance with the Commission's notification No. SEC/CMRRCD/2006-158/134/Admin/44 dated 07 August 2012 regarding corporate governance.

03. Explanation regarding depreciated current cost and depreciated written down value of land and land development in the valuation report.

According to the financial statements it is evident that the land and land development has not been depreciated. Land has an unlimited useful life and therefore is not depreciated. Buildings have a limited useful life and therefore are depreciable assets. In the valuation report the valuer reported revalued assets such as depreciable assets buildings, together with land and land development and presented under depreciated value, it's an unintentional clerical mistake.

04. Explanation regarding declining Assets turnover over the years.

Since asset turnover ratio measures the efficiency of the company in managing its resources to generate its sales, it is very obvious that higher turnover ratios are preferred, to reflect a better state of affairs at the company. The management of the company analyzes its asset turnover ratio regarding declining over the year and decided to take necessary steps for improving the aforesaid ratio such as increasing sales and improve the productivity of each asset by efficient use of assets.

05. Explanation regarding salaries paid to Mr. Javed Opgenhafeen, Chairman of Board of Director.

The matter of salaries paid to Mr. Javed Opgenhafeen, Chairman of Board of Director, because he holds an executive position in the company as Director (sales & marketing) since his joining by the decision of the Board of Directors. Therefore, the payment of salary to Mr. Javed Opgenhafeen is justified.

06. Explanation regarding loss on investment & property, plant & equipment.

According to the financial statements, it is evident that the provision in loss on investment in shares and loss on sale of property, plant & equipment are the different accounting head. Which is merged in the presentation of financial information under the head of Revenue and results from operations in the prospectus. It is an unintentional clerical mistake, we will more careful in future.

07. Reason of negative cash flow from operating activities for the period ended on 30th June 2016.

According to the statement of cash flows for the period ended June 30, 2016 it is evident that, the company have been paid sufficient amount to cover all the operational expenses during the period than the previous year, it is mentionable here that an amount of Tk. 324,258,637 has been increased in inventory (Raw materials purchase), and Tk. 305,013,155 has been increased in Advance deposit & prepayment (Advanced against purchase), That's the main reason of negative cash flow from operating activities during the period. The details break up of Cash paid to suppliers & others and Cash paid for operating expenses are given below for your kind consideration:

Cash paid to suppliers & others

Cost of goods sold	1,417,548,023	1,244,661,315
Cash payment to employees	(81,198,881)	(65,575,182)
	<u>1,336,349,142</u>	<u>1,179,086,133</u>
Increase/(Decrease) in Inventory	324,258,637	28,642,495
Purchase during the year	1,660,607,779	1,207,728,628
(Increase)/Decrease in Accounts Payable	47,546,436	9,047,545
	<u>1,708,154,215</u>	<u>1,216,776,173</u>
Depreciation Expense	(37,185,374)	(35,321,470)
	<u>1,670,968,841</u>	<u>1,181,454,702</u>

Cash paid for operating expenses

Operating Expense	104,229,184	61,924,381
Loss on sale of investment & fixed assets	-	-
(Increase)/Decrease in other accrued liabilities	(7,313,549)	(1,922,745)
	<u>96,915,635</u>	<u>60,001,635</u>
Increase/(Decrease) in Advance deposit & prepayment	305,013,155	5,347,583
	<u>401,928,790</u>	<u>65,349,218</u>
Advance payment of tax	(11,099,978)	(10,675,245)
	<u>390,828,812</u>	<u>54,673,974</u>
Depreciation Expense	(4,131,708)	(5,232,810)
	<u>386,697,104</u>	<u>49,441,163</u>

08. Explanation regarding salary paid to the Chairman of the Board of Directors.

The chairman of the company holds an executive position of Director (Sales & Marketing), with the remuneration, with the decision of the Board of directors and subsequently approved by the shareholders in the general meeting dated December 22, 2016.



09. Explanation regarding utilization of the existing capacity is 60%.

Our finished product is MS Rod and the utilized capacity of MS Rod production is 59.58% but our intermediate product is MS Billet/Ingot. Utilized Production Capacity of Billet/Ingot is about 90%, which is not befitting with our MS-ROD production and need to enhance the capacity of intermediate product for synchronizing the simultaneous productions.

10. Explanation regarding indication of impairment due to non-revaluation of property, plant and equipment in 2016.

The company reviews the recoverable amount of its assets at each reporting date. Nothing exists any indication, that the carrying amount of assets exceeds the recoverable amount. So the company does not recognize any impairment loss in accordance with BAS-36 "Impairment of Assets".

11. Explanation regarding weaker management of working capital.

Working capital represents the net current assets available for day-to-day operating activities. It defined as current assets less current liabilities and, the components are usually inventory and trade receivables, trade payables and bank overdraft. Our working capital management takes great care due to potential interactions between its components. Moreover, we are constantly looking for ways to improve our working capital position in the following manner:

Managing Accounts receivables:

- Process and maintain records efficiently.
- Control accuracy and security of accounts receivable records.
- Collect on accounts and coordinate with treasury management.
- Coordinate and communicate with credit managers.
- Prepare performance measurement reports.
- Engaging in frequent and consistent collection efforts. This includes bolstering staff skills if they lack knowledge on how to collect amounts owing from recalcitrant customers
- Negotiating payment plans that align to corporate collection policies
- Ensuring any discounts offered benefit the company and are implemented accurately
- Strengthening processes to permit accurate reporting
- Automating processes to avoid manual entry errors

Aging schedule, which is a breakdown of accounts by length of time outstanding:

- Use a weighted average collection periods measure to get a better picture of how long accounts are outstanding.
- Examine changes from the typical pattern.

Number of days receivable:

- Compare with credit terms.
- Compare with competitors.

Managing Inventory

- The objective of managing inventory is to determine and maintain the level of inventory that is sufficient to meet demand, but not more than necessary.
- Motives for holding inventory:
 - **Transaction motive:** To hold enough inventory for the ordinary production-to-sales cycle.
 - **Precautionary motive:** To avoid stock-out losses.
 - **Speculative motive:** To ensure availability and pricing of inventory.
- Approaches to managing levels of inventory:
 - **Economic order quantity:** Reorder point—the point when the company orders more inventory, minimizing the sum of order costs and carrying costs.
 - **Just in time (JIT):** Order only when needed, when inventory falls below a specific level.
 - **Materials or manufacturing resource planning (MRP):** Coordinates production planning and inventory management.



12. Explanation regarding Inventory and trade receivables stood at Tk. 132.22 crore and 105.82 crore respectively against sales amounting Tk. 300.33 crore. 1/3rd of sales turn into receivables. 3/4th of sales equals to inventory and receivable.

We are not worry about the 1/3rd of sales turn into receivables and 3/4th of sales equals to inventory and receivable. Because, we have good record of accomplishment of cash collection from customer and we are constantly looking for ways to improve our working capital position in the following manner:

Managing Accounts receivables:

- Process and maintain records efficiently.
- Control accuracy and security of accounts receivable records.
- Collect on accounts and coordinate with treasury management.
- Coordinate and communicate with credit managers.
- Prepare performance measurement reports.
- Engaging in frequent and consistent collection efforts. This includes bolstering staff skills if they lack knowledge on how to collect amounts owing from recalcitrant customers
- Negotiating payment plans that align to corporate collection policies
- Ensuring any discounts offered benefit the company and are implemented accurately
- Strengthening processes to permit accurate reporting
- Automating processes to avoid manual entry errors

Aging schedule, which is a breakdown of accounts by length of time outstanding:

- Use a weighted average collection periods measure to get a better picture of how long accounts are outstanding.
- Examine changes from the typical pattern.

Number of day's receivable:

- Compare with credit terms.
- Compare with competitors.

Managing Inventory

- The objective of managing inventory is to determine and maintain the level of inventory that is sufficient to meet demand, but not more than necessary.
- Motives for holding inventory:
 - **Transaction motive:** To hold enough inventory for the ordinary production-to-sales cycle.
 - **Precautionary motive:** To avoid stock-out losses.
 - **Speculative motive:** To ensure availability and pricing of inventory.
- Approaches to managing levels of inventory:
 - **Economic order quantity:** Reorder point—the point when the company orders more inventory, minimizing the sum of order costs and carrying costs.
 - **Just in time (JIT):** Order only when needed, when inventory falls below a specific level.
 - **Materials or manufacturing resource planning (MRP):** Coordinates production planning and inventory management.



13. **Reasons of increase in current portion of long term loan against decrease in long term loan.**
The details calculation of current portion of long term loan is as under:

Name of the Bank	Amount in BDT
Bank Asia Ltd, Term Loan, A/C-00335017418	79,351,860
Nitol Motors Ltd.	5,324,277
Infrastructure Development Finance Company Ltd.	837,660
IDLC Finance Limited	9,348,545
Total	94,862,342

14. **Explanation regarding need for further Tk.14,96,688.00 for the acquisition of plant & machinery.**

Our finished product is MS Rod and the utilized capacity of MS Rod production is 59.58% but our intermediate product is MS Billet/Ingot. Utilized Production Capacity of Billet/Ingot is about 90%, which is not befitting with our MS-ROD production and need to enhance the capacity of intermediate product for synchronizing the simultaneous productions. Therefore, we need further amount of Tk.21,43,12,500.00 for the acquisition of plant & machinery to enhance the capacity of intermediate product. It is mentionable here that the Board of directors has revised the use of IPO proceeds on February 22, 2018.