



Welding Product Range 2017/2018



Trusted by the best





Our Customers are Important to Us.

**THAT'S WHY EVERYONE AT WIA
HAS OUR CUSTOMERS IN MIND
NO MATTER THEIR ROLE.**


Starting with our engineers who develop our products, to our technical specialists who deliver knowledge, and our Customer Support team who advise and ensure our customers have the assistance they require, everyone at WIA works hard to deliver the best solutions that will benefit our customers and their business.



Trusted by the Best.

**WE PARTNER WITH THE WORLD'S
LEADING WELDING BRANDS,
INCLUDING MILLER FOR EQUIPMENT
& HOBART FOR FILLER METALS.**

As part of the ITW (Illinois Tool Works) global manufacturing group, we are driven by innovation, customer needs and technical expertise. We have been supporting and advising the Australian industry for over 50 years.



**We Think,
Work & Live
Welding
Everyday.**

**19
62**

WHERE WE STARTED

Established in 1962, WIA began as a small team of welding specialists, working to develop industry leading, innovative products. Today, we are a leading welding supplier because of our innovation and expertise.



OUR GLOBAL PARTNERSHIPS

WIA is part of the global organisation ITW (Illinois Tool Works), a diversified manufacturing company. Our global partnerships give us access to the world's leading welding brands.



OUR APPROACH

We work with our customers to develop the best products and deliver the best solutions. Our customers have trust in our products and company because of how we do things. That's why we're trusted by the best.

USED BY THE BEST

Our brands are selected by welding professionals and companies who demand the most reliable products, in-depth knowledge and cost-effective solutions.

**50
YEARS**

OUR PRODUCTS

Over 50 years of experience gives us the expertise to develop products that deliver! The Austarc 16TC electrode and Weldmatic Fabricator have been industry icons for decades.



OUR INDUSTRY EXPERTISE

Both locally and globally our products are developed, delivered and supported by a team of industry experts who understand the needs of our customers.



WE KNOW THE MARKET

We work hard to build our knowledge and understand what our market needs. Whether it's heavy engineering, mining or oil and gas, we know the market.



OUR BRANDS

Our brands include WIA electrodes, wires and equipment; Miller industrial welding equipment; Hobart filler metals and Bernard™ and Centerfire™ consumables.





**Online All
the Time!**

**Everything You Need
is on Our Website
welding.com.au**



✓ **NEWS**

✓ **DATA SHEETS**

✓ **CONTACTS**

✓ **BROCHURES**

✓ **DISTRIBUTOR LOCATOR**

Plus we're on social media too. Connect with us on Facebook, LinkedIn, Twitter, Instagram and YouTube and keep up to date with WIA and the welding industry in general.



Contents



> Welding Equipment	
MIG LIGHT INDUSTRIAL	10 - 19
ENGINE DRIVEN	20 - 37
ARC & TIG	38 - 55
MIG & MULTI-PROCESS	56 - 83
INDUCTION HEATING	84 - 91
WIREFEEDERS	92 - 101
> Filler Metals	
ELECTRODES	104 - 111
WELDING WIRES	112 - 127
HARDFACING PRODUCTS	128 - 135
> Welding Safety	
AUTO-DARKENING HELMETS	138 - 153
> Accessories	
DRIVE ROLLERS & INLET GUIDES	156 - 157
WATER COOLERS	157
REMOTE CONTROLS	158
> TIG Torches	
TIG TORCHES.....	162 - 163
> MIG Guns & Consumables	
MIG GUNS	166 - 172
CONSUMABLES & REPLACEMENT PARTS	173 - 181

KEY TO SYMBOLS



Requires Single Phase Supply



Requires Three Phase Supply



Alternating or Direct Current Output



Constant Current and Constant Voltage Output



Constant Voltage Output



Constant Current Output



Direct Current Output



Welding Equipment

**HEAVY DUTY WELDING EQUIPMENT
BUILT TO WITHSTAND THE HARSH
ENVIRONMENTS & CONDITIONS.**



MIG Light Industrial

BUILT TO PERFORM.

Selection Chart

PRODUCT	THICKNESS OF MATERIAL TO BE WELDED						WELDING OUTPUT	APPLICATIONS
	THIN GAUGE	6MM	8MM	10MM	12MM	MULTI-PASS 12MM PLUS		
SINGLE PHASE								
Weldmatic 270	●	●	●	●	●		270 Amps @ 27.5 Volts, 20% Duty Cycle	Light Industrial, Medium Fabrication, Rural Workshops, Hire Fleets, Body Shops & Maintenance
Weldmatic 270C	●	●	●	●	●		270 Amps @ 27.5 Volts, 20% Duty Cycle	Light Industrial, Workshops, Body Shops, Maintenance & Training Centres
THREE PHASE								
Weldmatic 356	●	●	●	●	●	●	355 Amps @ 32 Volts, 40% Duty Cycle 225 Amps @ 23.5 Volts, 100% Duty Cycle	Light to Medium Industrial Fabrication, Sheet Metal, Boat Building, Service, Repair, Maintenance & Training Centres/Schools, & Stainless Steel & Aluminium
Weldmatic 396	●	●	●	●	●	●	395 Amps @ 34 Volts, 30% Duty Cycle 250 Amps @ 26.5 Volts, 100% Duty Cycle	Medium to Heavy Fabrication, Training Centres/Schools, Stainless Steel & Aluminium
Weldmatic Fabricator	●	●	●	●	●	●	400 Amps @ 34 Volts, 45% Duty Cycle 270 Amps @ 27.5 Volts, 100% Duty Cycle	Medium to Heavy Fabrication Including Vehicle Manufacture, Ship Building, Aluminium & Stainless Steel Construction, & the Full Range of Steel Fabrication

Reliability & Performance

1. PRODUCTS THAT DELIVER

Manufacturing welding machines for over 50 years, gives us the experience to develop products that deliver.

2. HIGH PERFORMING

All WIA welding machines are high performing, easy to use and can handle a variety of welding applications.

3. WELDING RANGE

At WIA we have a large variety of machines on offer from single and three phase MIG welders, Arc & TIG, machines, and MIG and multi-process welding solutions. If you need it we have it covered.

4. USED BY THE BEST

WIA products are preferred and relied on by welding professionals and companies who demand high performing solutions that will get the job done!

5. BUILT TO PERFORM

Every component of WIA machines has been engineered to ensure they perform, from the power source and heavy duty drive rolls, to the industrial quality guns, they've all been built to perform.

6. RELIABILITY & PERFORMANCE

All WIA machines are supported by an Australia wide service network, and have either a 2 or 3 year warranty covering parts and labour, so you can be guaranteed you're buying reliability and performance.





Weldmatic 270

[« SELECTION CHART](#)

Part No: CP132-1 - With W64 4 Roll Drive Wirefeeder

BIG ON POWER. BIG ON PERFORMANCE.

BIG ON POWER! BIG ON PERFORMANCE!

The Weldmatic 270 has the advantage when it comes to both power and performance. Pumping out a huge 270 Amps of genuine welding power, this machine outperforms the competition when it comes to welding performance.

WIDE RANGE OF APPLICATIONS

This heavy weight MIG suits light to medium fabrication, rural maintenance and hire fleets.

PACKED WITH PROFESSIONAL FEATURES

Packed with all the features you'd expect in an industrial three phase MIG machine, the single phase Weldmatic 270 is for the serious welder who wants results.

GAS OR GASLESS

Suits gas shielded and gasless flux cored wires.

SPOOL CAPACITY

5kg and 15kg.



WELDS UP TO 12MM

Fillet weld up to 12mm of mild steel, stainless steel or aluminium.

LOW GAS BOTTLE TRAY

The low, easy to access rear tray, allows the gas bottle to be rolled on and off with ease, eliminating the need for lifting.

REDUCED POWER CONSUMPTION

The Fan-on-Demand™ cooling system uses less power and generates less noise by only operating when needed, meaning improved efficiency, less maintenance and a safer working environment.

BUILT-IN OPERATOR SAFETY

The power source features a built-in thermal protection device that will activate if the machine is operated beyond its safe thermal operating zone.

PACKAGE INCLUDES

W64 4 Roll Drive Wirefeeder	Gas Regulator/Flowmeter
3m Euro Gun Cable	Drive Rollers: 0.9/1.2mm "V" Groove; 0.9/1.2mm Knurled (Gasless)
5m Work Lead	Tips: 0.6/0.8/0.9/1.2
10m Interconnecting Leads	

3 YEAR
GOLD SHIELD WARRANTY

FINE ARC CONTROL 16 SETTINGS

PRIMARY VOLTAGE	RATED PRIMARY CURRENT	MAX. PRIMARY CURRENT	RECOMMENDED GENERATOR kVA	RATED OUTPUT @ 40°C (10 min)	WELDING CURRENT RANGE	WIRE SIZE RANGE (MM)	SHIPPING WEIGHT
240 Vac - 50Hz	25 Amps	56 Amps	13.5 kVA	270 A, 27.5 V, 20% Duty Cycle	30 - 270 Amps	0.6 - 1.2 Solid 0.8 - 1.2 Cored	142kg
240 Vac - 50Hz	15 Amps	32 Amps	8 kVA	200 A, 24 V, 22% Duty Cycle Setting D-1 Max.	30 - 200 Amps	0.6 - 1.2 Solid 0.8 - 1.2 Cored	

15 Amp plug fitted for commissioning purposes only. 32 Amp plug to be installed by user to obtain full output.



Weldmatic 270C

Part No: CP136-1 - Compact Package

COMPACT MIG WITH INTEGRATED WIREFEEDER. IDEAL FOR WORKSHOPS.

COMPACT MIG PACKAGE

Compact MIG with feature packed integrated wirefeeder, enabling custom set-up to suit the job - including:

- > Arc Start
- > Low Wire Speed
- > Burnback
- > Spot Time
- > Trigger Latch
- > Inch
- > Purge
- > Pre and Post Gas

IDEAL FOR THE WORKSHOP ENVIRONMENT

Economical option for workshops where a separate wirefeeder isn't required. Works well under a bench.

PORTABLE

Easy to move around the workshop, with no messy leads between the power source and wirefeeder.

EASY TO ACCESS CONTROLS

All controls are located on the front panel - easy access to all wirefeeder features.

SPOOL CAPACITY

5kg and 15kg.

GAS OR GASLESS

Suits gas shielded and gasless flux cored wires.

BUILT-IN OPERATOR SAFETY

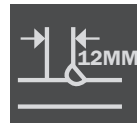
The power source features a built-in thermal protection device that will activate if the machine is operated beyond its safe thermal operating zone.

REDUCED POWER CONSUMPTION

The Fan-on-Demand™ cooling system uses less power and generates less noise by only operating when needed, meaning improved efficiency, less maintenance and a safer working environment.

LOW GAS BOTTLE TRAY

The low, easy to access rear tray, allows the gas bottle to be rolled on and off with ease, eliminating the need for lifting.



WELDS UP TO 12MM
Fillet weld up to 12mm of mild steel, stainless steel or aluminium.

PACKAGE INCLUDES

3.6m Euro Gun Cable
5m Work Lead
Gas Regulator/Flowmeter
Drive Rollers: 0.9/1.2mm "V"; 0.9/1.2mm Knurled (Gasless)
Tips: 0.6/0.8/0.9/1.2



FINE ARC CONTROL 16 SETTINGS & INTEGRATED WIREFEEDER

PRIMARY VOLTAGE	RATED PRIMARY CURRENT	MAX. PRIMARY CURRENT	RECOMMENDED GENERATOR kVA	RATED OUTPUT @ 40°C (10 MIN)	WELDING CURRENT RANGE	WIRE SIZE RANGE (MM)	PRODUCT HEIGHT	SHIPPING WEIGHT
240 Vac - 50Hz	25 Amps	56 Amps	13.5 kVA	270 A, 27.5 V, 20% Duty Cycle	30 - 270 Amps	0.6 - 1.2 Solid 0.8 - 1.2 Cored	760mm 810mm (To Top of Handles)	127kg
240 Vac - 50Hz	15 Amps	32 Amps	8 kVA	200 A, 24 V, 22% Duty Cycle Setting D-1 Max.	30 - 200 Amps	0.6 - 1.2 Solid 0.8 - 1.2 Cored		

15 Amp plug fitted for commissioning purposes only. 32 Amp plug to be installed by user to obtain full output.

MIG**CV****DC****3**
Phase**<< SELECTION CHART**

Weldmatic 356

Part No: CP133-1 - With W64 4 Roll Drive Wirefeeder

THE CHOICE OF MEDIUM FABRICATION WORKSHOPS.

PURE POWER

This industrial strength MIG delivers 356 Amps of pure power, plus all the features needed to maximise your productivity in one complete package.

PRODUCTIVITY ON DEMAND

Experience a boost in productivity thanks to the impressive 40% duty cycle at the rated output of 32 Volts.

INDUSTRIAL STRENGTH

The Weldmatic 356 is the ideal choice for medium industrial fabrication workshops, sheet metal, boat building, service, repair, maintenance and training centres/schools.

RELIABILITY

Fitted with an industrial standard 3.6m gun and cable for reliable welding performance and long operating life.

FINE ARC CONTROL

30 Voltage steps provide fine arc control over the whole operating range, from short arc to full spray transfer.

FLEXIBILITY

Reach around those awkward jobs with the fully enclosed separate wirefeeder.

DUAL FRONT HANDLES

Exclusive split handles with rubber grips designed to move the machine easily and allow composite work lead and MIG gun to be stored independently.

FAN ON DEMAND

The Fan-on-Demand™ uses less power and generates less noise by only operating the fan when needed. This reduces dust build up inside the machine, meaning less maintenance time and increasing the life of components.

GAS OR GASLESS

Suits gas shielded and gasless flux cored wires.

BUILT-IN OPERATOR SAFETY

The power source features a built-in thermal protection device that will activate if the machine is operated beyond its safe thermal operating zone.

PACKAGE INCLUDES

- W64 4 Roll Drive Wirefeeder
- 3.6m Euro Gun Cable
- Bernard™ Centerfire™ Tip 0.9mm
- 10m Work Lead
- 10m Interconnecting Leads
- Gas Regulator/Flowmeter
- Drive Rollers: 0.9/1.2mm "V" Groove; 0.9/1.2mm Knurled (Gasless, Flux Cored)

3 YEAR
GOLD SHIELD WARRANTY**FITTED WITH 32A 3 PHASE PLUG**

SPOOL CAPACITY

5kg and 15kg.

**BERNARD****COMES WITH BERNARD™ CENTERFIRE™ CONSUMABLES**

PRIMARY VOLTAGE	RATED PRIMARY CURRENT	MAX. PRIMARY CURRENT	RECOMMENDED GENERATOR kVA	RATED OUTPUT @ 40°C (10 MIN)	WELDING CURRENT RANGE	WIRE SIZE RANGE (MM)	SHIPPING WEIGHT
380/415 Vac - 50Hz 3 Phase	15 Amps	23 Amps	16.5 kVA	355 A, 32 V, 40% Duty Cycle 225 A, 25.3 V, 100% Duty Cycle	30 - 355 Amps	0.6 - 1.2 Solid 0.8 - 1.6 Cored	168kg

MIG**CV****DC****3**
Phase

Weldmatic 396

<< SELECTION CHART

Part No: CP134-1 - With W64 4 Roll Drive Wirefeeder

COMPLETE INDUSTRIAL MIG WELDING PACKAGE.

COMPLETE INDUSTRIAL MIG WELDING PACKAGE

This 396 Amp three phase MIG welder is ideal for medium to heavy fabrication, and all general industrial fabrication applications.

FLEXIBILITY & POWER

Optimal weld characteristics provide high quality results on steel, stainless steel and aluminium, plus the power to comfortably run all popular sizes of solid and flux cored wires.

> With the capacity to run 1.6mm flux cored wire, the 396 can handle a wide range of applications.

BUILT-IN OPERATOR SAFETY

The power source features a built-in thermal protection device that will activate if the machine is operated beyond its safe thermal operating zone.

FINE ARC CONTROL

30 Voltage steps for fine arc control over the whole operating range, from short arc to full spray transfer.

DUAL FRONT HANDLES

Exclusive split handles with rubber grips designed to move the machine easily and allow the composite work lead and MIG gun to be stored independently.

DIGITAL METERS

Digital Volt and Amp metres retain last weld information and allow precise set-up.

ULTRA-FAST WIRE BRAKING FEATURE

Featured on the 4RD wirefeeder - leaves the wire tip extra clean at the end of the weld.

Features include:

- > 'Normal' and Creep' start speed modes.
- > Cold wire inch/gas purge controls.
- > Pre/post gas timer controls.

GAS OR GASLESS

Suits gas shielded and gasless flux cored wires.

SPOOL CAPACITY

5kg and 15kg.

PACKAGE INCLUDES

- W64 4 Roll Drive Wirefeeder
- 3.6m Euro Gun Cable
- Bernard™ Centerfire™ Tip 0.9mm
- 10m Work Lead
- 10m Interconnecting Leads
- Gas Regulator/Flowmeter
- Drive Rollers: 0.9/1.2mm "V", 0.9/1.2 Knurled (Gasless, Flux Cored, Metal Cored)

3 YEAR
GOLD SHIELD WARRANTY**FITTED WITH 32A 3 PHASE PLUG****BERNARD****COMES WITH BERNARD™ CENTERFIRE™ CONSUMABLES**

PRIMARY VOLTAGE	RATED PRIMARY CURRENT	MAX. PRIMARY CURRENT	RECOMMENDED GENERATOR kVA	RATED OUTPUT @ 40°C (10 MIN)	WELDING CURRENT RANGE	WIRE SIZE RANGE (MM)	SHIPPING WEIGHT
380/415 Vac - 50Hz 3 Phase	15 Amps	27 Amps	20 kVA	395 A, 34 V, 30% Duty Cycle 250 A, 26 V, 100% Duty Cycle	19 - 395 Amps	0.8 - 1.6 Solid 0.8 - 1.6 Cored	172kg


Weldmatic Fabricator

Part No: CP135-1 - W64 4 Roll Drive Wirefeeder



The Complete Industrial MIG Welding Solution.

**THE WELDMATIC FABRICATOR
HAS BEEN THE INDUSTRY
STANDARD FOR OVER
30 YEARS WITH PROVEN
PERFORMANCE & RELIABILITY
THAT IS SECOND TO NONE.**





« SELECTION CHART



APPLICATIONS

A complete industrial welding solution for medium and heavy industrial fabrication, including:

- > Vehicle manufacture.
- > Ship building.
- > Aluminium and stainless steel construction.
- > Full range of steel fabrication.

RUGGED & RELIABLE

This compact MIG has the power to comfortably run all popular sizes of solid and flux cored wires.

BUILT-IN OPERATOR SAFETY

The power source features a built-in thermal protection device that will activate if the machine is operated beyond its safe thermal operating zone.

SPOOL CAPACITY

Accommodates 5kg and 15kg spools – meaning greater flexibility across a range of applications.

PRECISE SET-UP & CONTROL

- > Digital Volt and Amp meters with last weld displayed for 30 seconds for precise set-up.
- > The separate ON/OFF switch enables weld settings to be retained.
- > 30 step Voltage controls enable fine tuning of weld settings for precise welding control.

REDUCED POWER CONSUMPTION & LESS NOISE

Fan-on-Demand™ cooling system uses less power and generates less noise when needed, meaning improved efficiency, less maintenance and a safer working environment.

GAS OR GASLESS

Suits gas shielded and gasless flux cored wires.

PACKAGE INCLUDES

- W64 4 Roll Drive Wirefeeder
- 3.6m Euro Gun Cable
- Bernard™ Centerfire™ Tip 0.9mm
- 10m Work Lead
- 10m Interconnecting Leads
- Gas Regulator/Flowmeter
- Drive Rollers: 0.9/1.2mm “V”; 0.9/1.2mm Knurled (Gasless, Flux Cored, Metal Cored)



FITTED WITH 32A 3 PHASE PLUG

3 YEAR GOLD SHIELD WARRANTY

COMES WITH BERNARD™ CENTERFIRE™ CONSUMABLES

PRIMARY VOLTAGE	RATED PRIMARY CURRENT	MAX. PRIMARY CURRENT	RECOMMENDED GENERATOR kVA	RATED OUTPUT @ 40°C (10 MIN)	WELDING CURRENT RANGE	WIRE SIZE RANGE (MM)	SHIPPING WEIGHT
415 Vac - 50Hz 3 Phase	18 Amps	30 Amps	20 kVA	400 A, 34 V, 45% Duty Cycle 270 A, 27.5 V, 100% Duty Cycle	40 - 400 Amps	0.6 - 1.6 Solid 0.8 - 2.0 Cored	200kg

A Miller Big Blue 500 Pro engine-driven generator is shown in a dark, industrial setting. The generator is a large, black, rectangular unit with a control panel on the front. The control panel features the Miller logo, the model name "Big Blue 500 Pro", and several gauges and switches. The background is a dark, textured surface, possibly a construction site or a quarry. The overall image has a blue and black color scheme.

Engine Driven

FOR JOBS THAT DEMAND POWER.



Selection Chart

PRODUCT	PROCESS					CAC-A	AUXILLARY GENERATOR POWER - WATTS (PEAK)	WELDING OUTPUT RANGE	ENGINE	VRD	RCD	AUX POWER OUTLETS	TYPICAL APPLICATIONS
	STICK	MIG*	FLUX CORED*	DC TIG	DC PULSE TIG								
Bobcat 250 [Petrol]	●	●	●	●		3/16" (4.8mm)	11,000	40 - 250 AC 40 - 250 DC 17 - 28 CV	Kohler Petrol		●	2 x 15 Amp 1 x 32 Amp (All 240V)	Fabrication, Maintenance, Rural, Construction
Bobcat 250 [Diesel]	●	●	●	●		3/16" (4.8mm)	11,000	40 - 250 AC 40 - 250 DC 17 - 28 CV	Kubota Diesel	Opt.	●	2 x 15 Amp 1 x 32 Amp (All 240V)	Fabrication, Structural, Maintenance, Repair, Piping
Trailblazer 325 [Petrol]	●	●	●	●	●	3/16" (4.8mm)	12,000	10 - 325 DC 10 - 35 CV	Kohler Petrol	Opt.	●	2 x 15 Amp 1 x 32 Amp Sockets (All 240V)	Fabrication, Maintenance, Rural, Construction
Trailblazer 325 [Diesel]	●	●	●	●	●	3/16" (4.8mm)	12,000	10 - 325 DC 10 - 35 CV	Kubota Diesel	Opt.	●	2 x 15 Amp 1 x 32 Amp Sockets (All 240V)	Fabrication, Structural, Maintenance, Repair, Piping
Big Blue 400X Pro	●	●	●	●		1/4" (6mm)	12,000	20 - 400A CC 14 - 40V CV	CAT Diesel	●	●	2 x 15 Amp 1 x 32 Amp (All 240V)	Fabrication, Maintenance, Structural, Construction
Big Blue 500X Pro	●	●	●	●		5/16" (8mm)	15,000 3PH 4,000 1PH	20 - 500 CC 14 - 40 DV	Deutz Diesel	●	●	2 x 15 Amp 240 V 1PH, 1 x 32 Amp 380V 3PH	Fabrication, Structural, Maintenance, Repair, Piping
Big Blue 700X Duo Pro	●	●	●	●		1/2" (13mm)	27,000 3PH 5,500 1PH	Paralleled 40 - 800A Each Side 20 - 400A	Deutz Turbo Diesel	●	●	2 x 15 Amp 240V 1PH 1 x 32 Amp 380V 3PH	Construction, Pipeline, Mining, Maintenance, Railroad
Big Blue 800X Duo Air Pak	●	●	●	●		1/2" (13mm)	27,000 3PH 5,500 1PH	20 - 800 CC 14 - 40 CV	Deutz Turbo Diesel	●	●	2 x 15 Amp 240V 1PH 1 x 32 Amp 380V 3PH	Construction, Structural, Maintenance, Mining

* Optional wirefeeder required
Capability ● Designed for this process

Get the Advantage

1. PACKED WITH POWER

Miller Engine Driven machines are packed with power and designed to deliver.

2. DESIGNED TO LAST

Miller's Engine Driven machines are designed to run continuously, and won't let you down.

3. BUILT TOUGH FOR MAJOR PROJECTS

Built tough, Miller Engine Drive machines are used world over on major projects across various industry sectors.

4. FOR SITE WORK & REMOTE APPLICATIONS

Engine Driven machines are ideal for remote applications. Need power? All engine drives have 240V single phase (60Hz). The Big Blue 500X, 700X and 800X also have three phase power 415-380V (60Hz) outputs making them ideal for site work.

5. LOWER CAPITAL INVESTMENT & RUNNING COSTS.

Miller's Big Blue 700X and 800X Engine Driven machines have dual operator capability which allows engine driven fleets to be reduced, The 800X has built in air compressor resulting in lower capital investment and lower running costs.

6. RELIABILITY SECOND TO NONE

Backed by a 3 year warranty and Australia wide service network, every Miller machine can be relied on to deliver!





Engine Specs

BOBCAT 250 PETROL

ENGINE BRAND & WARRANTY	HP	TYPE	WELD SPEED	IDLE SPEED	FUEL CAPACITY	OIL CAPACITY	STANDARD SHUTDOWNS
Kohler: 3-year Manufacturer's Warranty	23 HP	Twin-cylinder, four-cycle overhead valve, industrial air-cooled, gasoline (carburettor)	3600 RPM	2300 RPM	45 L	1.4 L	Low Oil Pressure

BOBCAT 250 DIESEL

ENGINE BRAND & WARRANTY	HP	TYPE	WELD SPEED	IDLE SPEED	FUEL CAPACITY	OIL CAPACITY	STANDARD SHUTDOWNS
Kubota: 2-year 2000 Hours 1-year Minor Components	19 HP at 3600 RPM	Three-cylinder, industrial liquid-cooled, diesel	3600 RPM	2450 RPM	45 L	3.2 L	High Coolant Temperature, Low Oil Pressure, Low Fuel

TRAILBLAZER 325 (PETROL)

ENGINE BRAND & WARRANTY	HP	TYPE	WELD SPEED	IDLE SPEED	FUEL CAPACITY	OIL CAPACITY	STANDARD SHUTDOWNS
Kohler: 3-year Manufacturer's Warranty	25 HP at 3600 RPM	Twin-cylinder, four-cycle overhead valve, industrial air-cooled, gasoline (carburettor)	Auto-Speed™ 2400, 2800, 3200 or 3600 RPM	2400 RPM	45 L	1.4 L	Low Oil Pressure

TRAILBLAZER 325 (DIESEL)

ENGINE BRAND & WARRANTY	HP	TYPE	WELD SPEED	IDLE SPEED	FUEL CAPACITY	OIL CAPACITY	STANDARD SHUTDOWNS
Kubota: 2-year 2000 Hours 1-year Minor Components	24.8 HP at 3600 RPM	3-cylinder, industrial liquid-cooled, diesel	Auto-Speed™ 2400, 2800, 3200 or 3600 RPM	2400 RPM	45 L	3.7 L	High Coolant Temperature, Low Oil Pressure, Low Fuel

BIG BLUE 400X PRO

ENGINE BRAND & WARRANTY	HP	TYPE	FEATURES	ENGINE SPEEDS	CAPACITIES	AUTOMATIC ENGINE SHUTDOWN
Catepillar C1.5 Water-Cooled Three-Cylinder 21.7 HP Diesel Engine 24 months or 2000 hours.	21.7 HP	3-cylinder, industrial liquid-cooled, diesel	EPA Tier 4i compliant, indirect-injected, liquid-cooled engine. Right-side service access with intervals of 250 hrs for oil and filters.	1850 RPM Weld	Fuel: 43.5 L Oil: 5.7 L Coolant: 5.7 L	Low Oil Pressure, High Coolant Temperature, Low Fuel Level

BIG BLUE 500X PRO

ENGINE BRAND & WARRANTY	HP	TYPE	FEATURES	ENGINE SPEEDS	CAPACITIES	AUTOMATIC ENGINE SHUTDOWN
Deutz D2011L03i First year all components. Second year all components, 2000 hr limit. Third year, major components only, 3000 hr limit.	32 HP	Three-cylinder, air/oil-cooled industrial diesel	EPA Tier 4i Compliant	Idle: 1350 RPM Weld: 1800 RPM	Fuel: 95 L Oil: 8 L Coolant: Integrated Oil	Low Oil Pressure, High Coolant Temperature, Low Fuel Level

BIG BLUE 700X DUO PRO

ENGINE BRAND & WARRANTY	HP	TYPE	FEATURES	ENGINE SPEEDS	CAPACITIES	AUTOMATIC ENGINE SHUTDOWN
Deutz D2011L04i First year all components. Second year all components, 2000 hr limit. Third year, major components only, 3000 hr limit.	48.6 HP	Direct-injected four-cylinder, air/oil cooled industrial diesel	EPA Tier 4i Compliant	Idle: 1350 RPM Weld: 1800 RPM	Fuel: 95 L Oil: 8.5 L Coolant: Integrated Oil	Low Oil Pressure, High Coolant Temperature, Low Fuel Level

BIG BLUE 800X DUO AIR PAK

ENGINE BRAND & WARRANTY	HP	TYPE	FEATURES	ENGINE SPEEDS	CAPACITIES	AUTOMATIC ENGINE SHUTDOWN
Deutz TD2011L04w First year all components. Second year all components, 2000 hr limit. Third year, major components only, 3000 hr limit.	63.4 HP	Turbo-charged four-cylinder, liquid-cooled industrial diesel	EPA Tier 4i Compliant	Idle: 1350 RPM Weld: 1800 RPM	Fuel: 95 L Oil: 10.4 L Coolant: Integrated Oil	Low Oil Pressure, High Coolant Temperature, Low Fuel Level

COMPRESSOR BRAND	FEATURES	FREE AIR DELIVERY AT 1850 RPM	FREE AIR DELIVERY AT 1235 RPM	WORKING PRESSURE CONSTANT	DUTY CYCLE	OIL CAPACITY	AUTOMATIC COMPRESSOR SHUTDOWNS
Ingersoll Rand CE55 G1 3-year Warranty	Rotary screw with electric clutch for on/off. Oil change intervals 500 hrs (same as engine). Life expectancy 30,000 hrs.	60 cfm (1.70 m ³ /min)	40 cfm (1.13 m ³ / min) Idle	100 PSIG 7 bar	100%	3.79 L	Oil Temperature



ENGINE DRIVEN

Bobcat 250

Part No: MR907500001-1 [Kohler Petrol Engine]

Designed for Reliability.


QUIETER, SMALLER & LIGHTER THAN EVER.




Up to **33%** Sound Reduction

UP TO 33% QUIETER

- > Significant improvements in sound level and quality offer better job site communication, making for a safer work environment.
- > The engine has been rotated toward the front to create efficient airflow and quieter operation. Now you can start the job earlier and work around hospitals, businesses and residential areas.



12cm Shorter
Up to **24kg** Lighter

SMALLER & LIGHTER DESIGN

Takes up less space on trucks and trailers - leaving more room on your truck for other equipment and tools.



REVERSED GENERATOR AIRFLOW

Exclusive engine and generator packaging design operates cooler and more efficiently. The engine is rotated towards the front to create more efficient airflow. More efficient airflow and exclusive engine location are significant contributors to reduced sound level and size. Hot air recirculation is eliminated when machine is mounted in tight spots, and internal parts are kept cool for optimal performance.




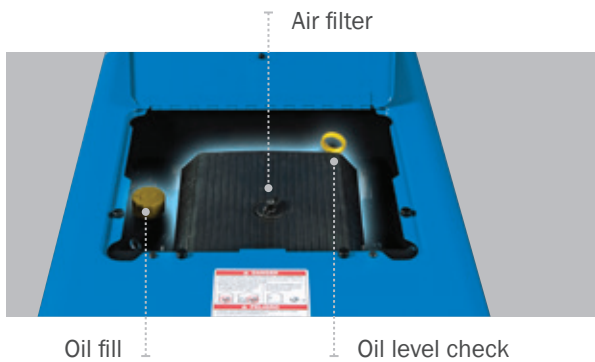
« SELECTION CHART



EASIER MAINTENANCE

Maintenance is now faster and easier. With front panel maintenance displays, you know when your equipment needs to be serviced.

- > Oil checks can be performed from the top by the front panel.
- > Single-side fuel fill and oil drain/filter.
- > Tool-less panels that allow for quick access.



APPLICATIONS	PROCESSES
Maintenance	Stick (SMAW)
Repair	Flux-Cored (FCAW)
Rural	MIG (GMAW)
Fabrication	DC TIG (GTAW)
Structural Steel Work	Air Carbon Arc (CAC-A)
Stand-Alone Generator	Cutting and Gouging (4.8mm Carbons)

LONG RUNTIMES

Large 45L fuel capacity means many hours of run time before refuelling.

VERSATILE AC AND DC WELD OUTPUT

Provides quality welds on all types of metals. DC is smooth and easy to run while AC Stick is used when arc blow occurs.

MULTI-PROCESS CAPABILITY

MIG, Stick, DC, AC, TIG

AUXILIARY OUTPUT*

- > 2 X 15 Amp Sockets.
- > RCD.
- > 1 X 32 A 240 V 1PH 60Hz.

SMOOTH GENERATOR POWER

- > Revolutionary ten degree skewed rotor design optimises generator performance.
- > Typical equipment which can be run includes hand tools, circular saw, air compressor and flood lights.

3 YEAR WARRANTY

Welder/generator is warranted by Miller for 3 years, parts and labour. For details, refer to Miller's True Blue warranty statement. Engine is warranted separately by engine manufacturer.

*Generator auxiliary power is 60Hz, and intended for operating equipment associated with welding, such as angle grinders, drills and floodlights. Some Australian 50Hz equipment incorporating induction motors, such as pumps, fans, air compressors, refrigeration or air-conditioners, may not operate correctly and could be damaged. Refer to appliance supplier or manufacturer to confirm suitability.

WELDING MODE	PROCESS	AMP/VOLT RANGE	RATED OUTPUT	GENERATOR POWER	DIMENSIONS (MM)	WEIGHT (WITHOUT FUEL)
CC/AC	Stick/TIG	40 - 140 A 60 - 160 A 80 - 225 A	225 A at 25 V, 100% Duty Cycle	Peak: 11,000 Watts Continuous: 9,500 Watts	H: 711 H: 832 (To Top of Exhaust) W: 508 D: 1029	227kg
CC/DC	Stick/TIG	100 - 250 A	250 A at 25 V, 100% Duty Cycle	40 A, 240 VAC, 60 Hz		
CV/DC	MIG/FCAW	17 - 22 V 20 - 28 V	250 A at 25 V, 100% Duty Cycle			

Bobcat 250

« SELECTION CHART

Part No: MR907565-1 [Kubota Diesel Engine]

Part No: MR907565001-2 (with VRD) [Kubota Diesel Engine]



QUIETER, SMALLER & LIGHTER THAN EVER.



SMALLER & LIGHTER DESIGN

Takes up less space on trucks and trailers - leaving more room on your truck for other equipment and tools.

EASIER MAINTENANCE

With front panel maintenance displays, you know when your equipment needs to be serviced.

LONG RUNTIMES

Large 45L fuel capacity means many hours of run time before refuelling.

VERSATILE AC & DC WELD OUTPUT

Provides quality welds on all types of metals. DC is smooth and easy to run while AC Stick is used when arc blow occurs.

MULTI-PROCESS CAPABILITY

MIG, Stick, DC, AC, TIG.

DESIGNED FOR RELIABILITY

- > Copper windings and iron generator components for a quality built machine.
- > Lugged - not soldered - heavy internal leads for better field durability.
- > Superior cooling technology for maximum performance and engine life.
- > Super-tough armour to protect the welder/generator from accidental impact.
- > Lift hook integrated into the centre frame, which bolts to the machine's base for greater durability.

SMOOTH GENERATOR POWER

Revolutionary ten degree skewed rotor design optimises generator performance. Typical equipment which can be run includes hand tools, circular saw, air compressor and flood lights.

AUXILIARY OUTPUT*

- > 2 X 15 Amp Sockets.
- > RCD.
- > 1 X 32 A 240 V 1PH 60Hz.

APPLICATIONS
Maintenance
Repair
Rural
Fabrication
Structural Steel Work
Stand-Alone Generator

PROCESSES
Stick (SMAW)
Flux-Cored (FCAW)
MIG (GMAW)
DC TIG (GTAW)
Non-Critical (GTAW)
Air Carbon Arc (CAC-A)
Cutting and Gouging (4.8mm Carbons)

3 YEAR WARRANTY

Welder/generator is warranted by Miller for 3 years, parts and labour. For details, refer to Miller's True Blue warranty statement. Engine is warranted separately by engine manufacturer.

**Generator auxiliary power is 60Hz, and intended for operating equipment associated with welding, such as angle grinders, drills and floodlights. Some Australian 50Hz equipment incorporating induction motors, such as pumps, fans, air compressors, refrigeration or air-conditioners, may not operate correctly and could be damaged. Refer to appliance supplier or manufacturer to confirm suitability.*



WELDING MODE	PROCESS	AMP/VOLT RANGE	RATED OUTPUT	GENERATOR POWER	DIMENSIONS (MM)	WEIGHT (WITHOUT FUEL)
CC/AC CC/DC	Stick/TIG	40 - 130 A 60 - 160 A 80 - 225 A 100 - 250 A	250 A at 25 V, 100% Duty Cycle	Peak: 11,000 Watts Continuous: 9,500 Watts	H: 711 H: 873 (To Top of Exhaust) W: 508 D: 1153	289kg
CV/DC	MIG/FCAW	17 - 22 V 20 - 28 V	250 A at 28 V, 100% Duty Cycle	40 A, 240 VAC, 60 Hz		



ENGINE DRIVEN



Trailblazer 325

« SELECTION CHART

Part No: MR907510001-1 [Kohler Petrol Engine]

Part No: MR907566001-1 [Kubota Diesel Engine]

Part No: MR907566001-2 (with VRD) [Kubota Diesel Engine]



INNOVATIVE DESIGN - REDUCED SIZE & WEIGHT.

DUAL GENERATOR SYSTEM

One for welding and one for generating power - meaning no interaction between tools and the welding arc.

4-POLE 3 PHASE WELDING GENERATOR

Utilises a 4-pole, 3-phase generator to produce the best welding arc.

ACCU-RATED™ 12,000 WATTS OF USABLE PEAK POWER

Separate 12,000 Watt single phase generator cranks out enough power for most applications.

SUPERIOR ARC PERFORMANCE

- > Three Stick modes – XX10, XX18 and Gouge.
- > Two wire modes – Solid and Flux Cored.
- > Excellent MIG/FCAW arc performance.
- > Lift-Arc™ TIG with Auto-Crater™ and Auto-Stop™ and Pulse.

SELF-CALIBRATING DIGITAL METERS

- > Preset and actual Amperage/Voltage.
- > Process settings.
- > Maintenance functions: hour meter, oil change interval and RPMs.

AUTO-SPEED™ TECHNOLOGY

- > Traditional high speed welder/generators always runs at maximum speed (3600 RPM) while welding. Auto-Speed technology automatically adjusts the engine speed to match your actual weld load requirements.
- > When more power is needed, the engine will automatically ramp up. By automatically varying the engine speed, fuel consumption and costs are reduced.

INNOVATIVE DESIGN

For quieter operation, reduced size and weight and easier maintenance.

APPLICATIONS	PROCESSES
Structural Steel Work	Stick (SMAW)
Sheet Metal	MIG (GMAW)
Repair	Flux Cored (FCAW)
Rental	DC TIG/Pulsed TIG (GTAW-P)
Pipe	Air Carbon Arc (CAC-A)
Fabrication	
Maintenance	

SUPER-TOUGH PROTECTIVE ARMOUR WITH COVERS

High-impact resistance in all temperatures and is chemical-resistant.

AUXILIARY POWER (MR907510001-1)*

- > 2 X 15 Amp 240 Volt Sockets.
- > 1 x 32 A 240 V 1PH 60Hz
- > RCD Protected.

3 YEAR WARRANTY

Welder/generator is warranted by Miller for 3 years, parts and labour. For details, refer to Miller's True Blue warranty statement. Engine is warranted separately by engine manufacturer.



**Generator auxiliary power is 60Hz, and intended for operating equipment associated with welding, such as angle grinders, drills and floodlights. Some Australian 50Hz equipment incorporating induction motors, such as pumps, fans, air compressors, refrigeration or air-conditioners, may not operate correctly and could be damaged. Refer to appliance supplier or manufacturer to confirm suitability.*

WELDING MODE	PROCESS	AMP/VOLT RANGE	RATED OUTPUT	GENERATOR POWER	DIMENSIONS (MM)	WEIGHT (WITHOUT FUEL)
CC/DC	Stick/TIG	10 - 325 A	325 A at 28 V (Petrol) 325 A at 33 V (Diesel), 100% Duty Cycle	Peak: 12,000 Watts Continuous: 9,500 Watts	H: 711 H: 832 (To Top of Exhaust) W: 508 D: 1029	209kg (Petrol model) 281kg (Diesel model)
CV/DC	MIG/FCAW	10 - 325 V	325 A at 28 V (Petrol) 325 A at 33 V (Diesel), 100% Duty Cycle	40A, 240V, 60Hz		

Big Blue® 400X Pro

« SELECTION CHART

Part No: MR907630-1 [CAT Diesel Engine]



SUPERIOR ARC PERFORMANCE

- > Four pre-set DIG settings (Stick).
- > Hot Start™ (Stick).
- > Lift-Arc™ TIG with Auto-Stop™ and Crater-out.
- > MIG/FCAW arc performance.

AUTO REMOTE SENSE™

Detects if a remote control is plugged into the 14-pin receptacle and eliminates confusion of a remote/panel switch.

QUIET OPERATION

Improves work site communication.

SIMPLE-TO-SET CONTROLS

No elaborate procedure, just select process and weld!

THE VAULT

Ultimate control board reliability. Solid-state control technology, housed in a sealed vault. The vault's sealed connections are made through watertight plugs that make these components impenetrable to dust and moisture.

CATERPILLAR HEAVY DUTY LOW-SPEED INDUSTRIAL ENGINE

Designed to operate for 10,000 hours before the first basic overhaul.

METER MAINTENANCE DISPLAYS

- > Fuel gauge.
- > Hour meter function.
- > Oil change interval.
- > High coolant temperature low oil pressure shut downs.
- > Low fuel shutdown - engine shuts down before system runs out of fuel, making restarts easy.

AUXILIARY POWER*

- > 2 X 15 Amp Sockets.
- > 1 x 32 Amp Socket.
- > RCD.

VRD TO CAT C AS1674.2

3 YEAR WARRANTY

Welder/generator is warranted by Miller for 3 years, parts and labour. For details, refer to Miller's True Blue warranty statement. Engine is warranted separately by engine manufacturer.

APPLICATIONS	PROCESSES
Mechanical Contractors Structural Steelwork Fabrication Maintenance Repair Rental Construction	Stick (SMAW) MIG (GMAW) Flux Cored (FCAW) DC TIG (GTAW) Air Carbon Arc (CAC-A) Rated: 4.8mm (3/16 in) Carbons, Capable: 6.4mm (1/4 in) Carbons

MODEL OPTIONS	PART NO
With VRD, Emergency Stop, Double Pole Battery Isolator & Lockout Device	MR907630-2
With VRD, Roll Frame & Spill Tray Assembly, Emergency Stop, Double Pole Battery Isolator & Lockout Device	MR907630-3



*Generator auxiliary power is 60Hz, and intended for operating equipment associated with welding, such as angle grinders, drills and floodlights. Some Australian 50Hz equipment incorporating induction motors, such as pumps, fans, air compressors, refrigeration or air-conditioners, may not operate correctly and could be damaged. Refer to appliance supplier or manufacturer to confirm suitability.

WELDING MODE	AMP/VOLT RANGE	RATED OUTPUT	GENERATOR* POWER	DIMENSIONS (MM)	WEIGHT** (WITHOUT FUEL)
CC/DC	20 - 400 A	300 A at 32 V, 100% Duty Cycle 350 A at 27 V, 100% Duty Cycle	Peak: 12,000 Watts Continuous: 9,600 Watts	H: 813 W: 667 D: 1422	Net: 458kg Shipping: 481kg **Additional 37kg When Fuel Tank is Full
CV/DC	14 - 40 V	400 A at 24 V, 100% Duty Cycle	40 A, 240 VAC, 60 Hz		



**WAYNE,
LEAD WELDER**
ALFABS Group



**BOB, NO 1
FABRICATOR**
TRIPLE EIGHT RACE
ENGINEERING



**MULE,
DIRECTOR**
MAVERICK WELDING

WELDERS OF OZ

**THE WELDERS
OF OZ AREN'T
YOUR AVERAGE
FABRICATORS OR
BOILERMAKERS,
THESE GUYS
ARE THE BEST
OF THE BEST.**

Every Welder of Oz has selected and relied on the WIA, Miller and Hobart brands to get the job done. When you're the best, you only use the best.

Trusted by the best



More info >
welding.com.au/weldersofoz

Big Blue® 500X Pro

Part No: MR907603001-1 [Deutz Diesel Engine]



High Output Capacity for Remote Jobs.



IDEAL FOR HEAVY INDUSTRIAL APPLICATIONS INCLUDING CONSTRUCTION & MINING MAINTENANCE & REPAIR.



APPLICATIONS	PROCESSES
Heavy Construction	Stick (SMAW)
Structural Steel	MIG (GMAW)
Mining Maintenance	Flux Cored (FCAW)
Maintenance and Repair Rigs	DC TIG (GTAW)
Process Piping	Air Carbon Arc (CAC-A)
	5/16-inch (8 mm) Carbons

MODEL OPTIONS	PART NO.
Emergency Stop, Double Pole Battery Isolator & Lockout Device	MR907603001-2
Roll Frame & Spill Tray Assembly, Emergency Stop, Double Pole Battery Isolator & Lockout Device	MR907603001-3



« SELECTION CHART



AUTO REMOTE SENSE™

Detects if a remote control is plugged into the 14-pin receptacle and eliminates confusion of a remote/panel switch.

INFINITE ARC CONTROL


Allows the arc characteristics to be changed for specific applications in Stick, TIG, MIG and FCAW.

LIFT-ARC TIG WITH AUTO CRATER™ & AUTO STOP™

Lift-Arc TIG provides soft TIG arc starting without the use of high frequency, while Auto Crater™ and Auto Stop™ eliminates tungsten and workpiece contamination.

THERMAL OVERLOAD PROTECTION

Prevents machine damage if the duty cycle is exceeded or airflow is blocked.



THE VAULT

Ultimate control board reliability. Solid-state control technology, housed in a sealed vault. The vault's sealed connections are made through watertight plugs that make these components impenetrable to dust and moisture.

AUXILIARY POWER*

- 1 x 380 V 32 Amp 3 Phase Socket.
- 2 x 240 V 15 Amp 1 Phase Sockets.
- RCD.

POLARITY CHANGE SWITCH

Switch allows easy change of weld polarity, without the need to undo weld cables.

STANDARD FEATURES

- Vandal Proof Doors.
- Digital Preset Weld Meters.
- Automatic Idle.
- Cold Weather Starting Aids.

LOW OCV STICK (VRD)

Reduces the open-circuit voltage to 15 volts when the welding power source is not in use. This feature is now built into the Big Blue 500X Pro for increased operator safety without compromising arc starts.

REMOTE OIL DRAIN

Prevents spills and makes servicing easy.

*Generator auxiliary power is 60Hz, and intended for operating equipment associated with welding, such as angle grinders, drills and floodlights. Some Australian 50Hz equipment incorporating induction motors, such as pumps, fans, air compressors, refrigeration or air-conditioners, may not operate correctly and could be damaged. Refer to appliance supplier or manufacturer to confirm suitability.

HEAVY-DUTY LOW-SPEED INDUSTRIAL DIESEL ENGINES

Designed, built and proven to operate over 10,000 hours before the first basic overhaul.

METER MAINTENANCE DISPLAY

Includes oil pressure, coolant temperature, battery voltmeter, fuel gauge and engine hour meter.

3 YEAR WARRANTY

Welder/generator is warranted by Miller for 3 years, parts and labour. Engine is warranted separately by engine manufacturer.

PRODUCT SPECIFICATIONS

WELDING MODE/PROCESS	AMP/VOLT RANGE	WELD OUTPUT	MAX OPEN-CIRCUIT VOLTAGE	GENERATOR POWER OUTPUT	DIMENSIONS (MM)	WEIGHT*** (WITHOUT FUEL)
CC/DC (Stick/TIG)	20 - 500 A	400 A at 36 V, 100% Duty Cycle* 450 A at 33 V, 60% Duty Cycle	92 V 15 V**	3 Phase 380-415V, 60Hz: Continuous: 15K Watts 1 Phase 240V, 60Hz: Continuous: 4,000 Watts Independent of Weld Output	H: 1067 W: 724 D: 1654 Add 191mm to Height for Exhaust Pipe	Net:703kg Shipping: 726kg ***Additional 75kg When Fuel Tank is Full
CV/DC (MIG/FCAW)	14 - 40 V	500 A at 30 V, 40% Duty Cycle				

*Meets NEMA and IEC ratings. **VRD voltage for Stick and sense voltage for Lift-Arc™ TIG. Built and tested to meet IEC 60974-1 standard for arc welding equipment.



ENGINE DRIVEN

Big Blue® 700X Duo Pro

Part No: MR907520001-1 (with dual VRD) [Deutz Diesel Engine]



Dual Operator Engine Drive with 3 Phase Power.



MULTI-ARC WELDING IS NOW SIMPLER & MORE VERSATILE.



**3 PHASE
POWER**

•• 2 ARCS

INDEPENDENT AUXILIARY GENERATOR

- > One 5500 Watt peak/4000 Watt continuous 240V single phase generator, regardless of weld output.
- > Second generator provides 27,000 Watts peak/20,000 Watts continuous 3 phase power (380 - 415V).

700A SINGLE ARC CAPABILITY

- > Two outputs can be paralleled, providing a single 700A output.
- > Suitable for Arc Air Gouging or Sub Arc Process.

ENCLOSED ROBUST CASE DESIGN

Protects internal components from impact and allows air flow to cool and prolong the life of the engine, while reducing sound levels.

HOT-START™

Provides positive Stick electrode starts making it easy to start all types of electrodes, plus it works well for bead tie-ins.

QUICK & EASY MAINTENANCE

Single-side access to oil level check, oil fill, oil filter, fuel filter and air cleaner.



« SELECTION CHART



REMOTE TOOL-LESS OIL DRAIN

Allows oil to be drained without getting under the engine and reduces the chance of oil spillage.

HEAVY-DUTY LOW SPEED INDUSTRIAL DIESEL ENGINE

Designed, built and proven to operate over 10,000 hours before the first basic overhaul.

WEATHERPROOF LEXAN® NAMEPLATE

Resists cracking and fading, and is color-coded for ease of operation.

METER MAINTENANCE DISPLAYS

- > Fuel gauge.
- > Hour meter function.
- > Oil change interval.
- > High coolant temperature and low oil pressure shutdowns.
- > Low fuel shutdown – engine shuts down before system runs out of fuel, making restarts easy.

STANDARD FEATURES INCLUDE:

Stick, MIG, Flux Cored, Lift-Arc™ TIG and digital preset weld meters, output contactor control and automatic idle.

AUXILIARY POWER*

- > 1 x 380 V 32 Amp Socket.
- > 2 X 240 V 15 Amp Sockets.
- > RCD.

VRD TO CAT C AS1674.2.

3 YEAR WARRANTY

Welder/generator is warranted by Miller for 3 years, parts and labour. For details, refer to Miller's True Blue warranty statement. Engine is warranted separately by engine manufacturer.

*Generator auxiliary power is 60Hz, and intended for operating equipment associated with welding, such as angle grinders, drills and floodlights. Some Australian 50Hz equipment incorporating induction motors, such as pumps, fans, air compressors, refrigeration or air-conditioners, may not operate correctly and could be damaged. Refer to appliance supplier or manufacturer to confirm suitability.

MODEL OPTIONS	PART NO
Dual VRD, Emergency Stop, Double Pole Battery Isolator & Lockout Device	MR907520001-2
Dual VRD, Roll Frame & Spill Tray Assembly, Emergency Stop, Double Pole Battery Isolator & Lockout Device	MR907520001-3

APPLICATIONS
Mining Maintenance
Cross Country Pipelines
Process Piping
Structural Steel
Heavy Construction

PROCESSES
Stick (SMAW)
Flux Cored (FCAW)
MIG (GMAW)
DC TIG (GTAW)
Air Carbon Arc (CAC-A)

WELDING MODE	AMP/VOLT RANGE	RATED OUTPUT	GENERATOR* POWER	DIMENSIONS (MM)	WEIGHT** (WITHOUT FUEL)
CC/DC	40 – 800 A (Paralleled)	500 A at 40 V, 100% Duty Cycle 700 A at 28 V, 60% Duty Cycle	3 Phase 380-415V, 60Hz: Peak: 27,000 Watts Continuous: 20,000 Watts 1 Phase 240V, 60Hz: Peak: 5500 Watts Peak Continuous: 4000 Watts Independent of Weld Output	H: 1092 H: 1270 (to top of exhaust) W: 724 D: 1654	Net: 784kg Shipping: 799kg **Additional 86kg When Fuel Tank is Full
	20 – 400 A (Each Side)	300 A at 32 V, 100% Duty Cycle (Each Side) 400 A at 36 V, 40% Duty Cycle (One Side only)			
CV/DC	14 – 40 V (Paralleled)	500 A at 39 V, 100% Duty Cycle 700 A at 28 V, 60% Duty Cycle			
	14 – 40 V (Each Side)	300 A at 29 V, 100% Duty Cycle (Each Side) 400 A at 34 V, 40% Duty Cycle (One Side only)			



ENGINE DRIVEN

Big Blue® 800X Duo Air Pak™

Part No: MR907536-1 [with VRD]



Weld. Air. Power.

A COMPLETE MOBILE WELDING, AIR & POWER WORKSHOP FOR ON-SITE MAINTENANCE & FABRICATION.



3 PHASE POWER

MULTI-ARC WELDING

3 PHASE POWER

2 ARCS

AIR



MORE POWER

33 percent increase in rated output equals 800 Amps of weld power and 27,000 Watts of generator power.

MULTI-ARC WELDING

> One dependable engine – two independent arcs with up to 400 Amps each. Or plug in an additional inverter for a true multi operator work platform!

> **Example:** One additional XMT equals 3 operators, up to 240 Amps each. Premium quality arcs allow operators to work independently with no arc interaction. Multi operator welding has never been easier or more versatile.

INCREASED EFFICIENCY

- > More arcs and better fuel economy equal increased profits for your business.
- > Estimated savings are 34 percent with a dual-operator unit versus two single-operator units.
- > Remote oil drain for engine and compressor prevents spills and makes servicing easy.
- > Electronic engine display simultaneously displays fuel level, engine hours, coolant temperature, oil pressure, battery Volts, engine RPM, air pressure, and compressor hours.
- > Tracks oil change intervals and displays engine diagnostics for quick and easy servicing.

MODEL OPTIONS & UPGRADE PACKAGES	PART NO
Standard Machine Package - Dual VRD	MR907536-1
Basic Upgrade Package - Dual VRD, Emergency Stop, Double Pole Battery Isolator & Lockout Device	MR907536-2
Full Upgrade Package - Dual VRD, Roll Frame & Spill Tray Assembly, Emergency Stop, Double Pole Battery Isolator & Lockout Device	MR907536-3



« SELECTION CHART



DEUTZ 2011 L04I - HEAVY-DUTY LOW SPEED INDUSTRIAL DIESEL ENGINE

Designed, built and proven to operate over 10,000 hours before the first basic overhaul.

INGERSOLL RAND

- > Ultra-reliable industrial rotary screw compressor.
- > 30,000-hour life expectancy.
- > Independent on/off control for applications not requiring compressed air — allows greater fuel savings and longer compressor service intervals.
- > 100PSI, 60CFM, 100% Duty Cycle.

AUXILIARY POWER*

- > 1 x 380 V 32 Amp Socket.
- > 2 X 240 V 15 Amp Sockets.
- > RCD.

*Generator auxiliary power is 60Hz, and intended for operating equipment associated with welding, such as angle grinders, drills and floodlights. Some Australian 50Hz equipment incorporating induction motors, such as pumps, fans, air compressors, refrigeration or air-conditioners, may not operate correctly and could be damaged. Refer to appliance supplier or manufacturer to confirm suitability.

VRD STANDARD (CAT.C AS1674.2)

Reduces the open-circuit Voltage to 15 Volts when the welding power source is not in use, increasing operator safety without compromising arc starts.

INFINITE ARC CONTROL

Infinite arc control allows the arc characteristics to be changed for specific applications in Stick, MIG and FCAW.

AUTO REMOTE SENSE™

(ARS) detects if a remote control is plugged into the 14-pin receptacle and eliminates confusion of a remote/panel switch.

THERMAL OVERLOAD PROTECTION

Prevents machine damage if the duty cycle is exceeded or airflow is blocked.

APPLICATIONS

- Mining Maintenance
- Railroad Maintenance
- Maintenance and Repair

STANDARD FEATURES

- > Digital weld meters.
- > Automatic idle.
- > 120 V block heater.
- > Lockout/tagout battery disconnect switch.

PROCESSES

- Stick (SMAW)
- MIG (GMAW)
- Flux-Cored (FCAW)
- DC TIG (GTAW)
- Submerged Arc (SAW)
- Air Carbon Arc (CAC-A)
- Air Plasma Cutting and Gouging
- Compressed Air



Roll Frame included in the MR907536-3 package

WELD. MODE	OUTPUT MODE	WELD OUTPUT RANGE	WELD OUTPUT RATED AT 104° F (40°C)	MAX OPEN CIRCUIT VOLTAGE	GEN. POWER* OUTPUT RATED AT 104° F (40°C)	SOUND LEVELS AT 23 FT. (7 M)	DIM. (MM)	WEIGHT** (WITHOUT FUEL)
CC/DC (Stick/TIG)	Separate (Dual Outputs)	20 – 400 A	400 A at 36 V, 100% Duty Cycle (Each Side)	85 V 15 V (VRD)	3 Phase 380-415V, 60Hz: Peak: 27,000 Watts Continuous: 20,000 Watts 1 Phase 240V, 60Hz: Peak: 5,500 Watts Continuous: 4,000 Watts Independent of Weld Output	Idle: 73.0 dB (97.8 Lwa), 77.2 dB at One Metre from Front Panel Weld (800 A Load): 81.7 dB (106.5 Lwa), 84.4 dB at One Metre from Front Panel	H: 1194 H: 1397 (Top of Exhaust) W: 724 D: 1765	Net: 968.4kg Ship: 991.6kg **Additional: 75kg When Fuel Tank is Full
	Paralleled (Combined)	40 – 800 A	700 A at 44 V, 100% Duty Cycle 800 A at 38 V, 100% Duty Cycle					
CV/DC (MIG/FCAW)	Separate (Dual Outputs)	14 – 40 V	400 A at 34 V, 100% Duty Cycle (Each Side)					
	Paralleled (Combined)	14 – 40 V	750 A at 40 V, 100% Duty Cycle 800 A at 38 V, 100% Duty Cycle					



Arc & TIG

FOR HIGH PRECISION WELDING.

Selection Chart

PRODUCT	PROCESS								WELDABLE MATERIALS	WELDING AMPERAGE RANGE (STICK)	INPUT VOLTAGE	GEN. POWER REQ.	TYPICAL APPLICATIONS
	STICK	AC TIG	DC TIG	HIGH FREQ	LIFT ARC	PULSE	LOW OCV	VRD					
WIA Weldarc 140i	●		●		●		●	●	Steel, Stainless Steel	140 A at 25.6 V 20% Duty Cycle 62 A at 22.5 V 100% Duty Cycle	240 V 50/60 Hz	6 kVA	Onsite Maintenance
WIA Weldarc 180i	●		●		●		●	●	Steel, Stainless Steel	180 A at 27.2 V 18% Duty Cycle 76 A at 23.2 V 100% Duty Cycle 20-180 A	240 V 50/60 Hz	10 kW	Onsite Maintenance
WIA Weldarc 200i AC/DC	●	●	●	●	●	●	●	●	Steel, Stainless Steel, Copper, Aluminium Alloys and Titanium	200 A at 18 V, 15% Duty Cycle 77 A at 13.1 V, 100% Duty Cycle	240 V 50/60 Hz	10 kW	Onsite Maintenance, Aluminium Fabrication, Marine Fabrication, Repair
Miller Maxstar 210DX	●		●	●	●	●	●	●	Steel, Stainless Steel, Copper, Titanium	210 A at 28.4 V 30% Duty Cycle 125 A at 25 V 100% Duty Cycle	Autoline 210-480 V 50/60Hz Single or Three Phase	7.4 kVA	Sheet Metal, Marine, Site Welding, Maintenance, Stainless Steel
Miller Dynasty 210DX	●	●	●	●	●	●	●	●	Steel, Aluminium, Stainless Steel, Copper, Titanium	210 A at 28.4 V 30% Duty Cycle 125 A at 25 V 100% Duty Cycle	Autoline 210-480 V 50/60Hz Single or Three Phase	8.4 kVA	Sheet Metal, Marine, Site Welding, Repair Maintenance, Aluminium Fabrication, Marine Fabrication
Miller Dynasty 400	●	●	●	●	●	●	●	●	Steel, Aluminium, Stainless	400 A at 36 V 20% Duty Cycle 300 A at 32 V 60% Duty Cycle	Autoline 210-480 V 50/60Hz Single or Three Phase	19.4 kVA	Sheet Metal, Marine, Site Welding, Repair Maintenance, Aluminium Fabrication, Marine Fabrication

Capability ● Designed for this process

For the Highest Quality Welds

1. SUPERIOR QUALITY WELDS

TIG welding provides superior arc, weld puddle and heat input control, producing clean welds of the highest quality.

2. INVERTER TECHNOLOGY

Featuring inverter technology, most TIG machines are lighter than traditional welders and are portable, making them easy to transport from job to job.

3. RELIABILITY SECOND TO NONE

All of our Arc and TIG welding machines are supported by an Australia wide service network, so you can be guaranteed you're buying reliability and performance, and ongoing support.

4. NO CLEAN UP NEEDED

TIG welding produces clean welds which leaves no slag and no spatter. The end result - a clean finish with minimal clean up.

5. USED FOR A VARIETY OF METALS

TIG machines can weld a variety of materials including stainless, aluminium, titanium, copper and magnesium.

6. SUPERIOR QUALITY

TIG welding gives the user superior control - with a choice of arc current control using a hand piece, or foot control.

7. ELECTRODE VARIETY

Versatile, welders with stick capability are suitable for a wide variety of electrodes and applications, such as rural and maintenance.



Weldarc 140i

Part No: MC104-0

Lightweight, Portable Arc & TIG Welder.

**PORTABILITY FOR ONSITE
& FIELD MAINTENANCE.**



 **STICK WELDING**

 **TIG WELDING (DC)**

 **LIFT ARC START**

OPTIONAL VRD

> The Weldarc 140i is supplied with the VRD (Voltage Reduction Device) option disabled. If VRD is required, it can be enabled by an authorised WIA Service Agent.

> When activated, VRD delivers added safety when operating in Stick mode and meets the requirements of site work. Fully compliant to Australian Standards AS 60974.1 and AS1674.2 CAT C.



« SELECTION CHART



WELDARC 140i KEY FEATURES

- > 140 Amp Arc & TIG welder
- > Compact, lightweight design
- > Suits 2.0 - 3.2mm electrodes
- > 10A supply plug
- > Suits long extension leads
- > Includes padded shoulder strap

PORTABLE

At only 4.8kg, the Weldarc 140i can go wherever the job takes you, making it ideal for onsite maintenance.

GENERATOR COMPATIBLE*

The Weldarc 140i is tolerant to unconditioned power from generators.

HOT START FOR MANUAL ARC

Built-in 'hot start' feature in manual arc mode for even better arc starting.

10 AMP PLUG

Comes with a 10 Amp plug to suit common power supply outlets, making on-site maintenance easy and convenient.

LIFT ARC TIG START

Easy to use lift arc starting for TIG welding. Eliminates scratch starting and tungsten electrode damage.

BUILT-IN OPERATOR SAFETY

The power source features a built-in thermal protection device that will activate if the machine is operated beyond its safe thermal operating zone.

ARC FORCE

Built in Arc Force, constantly monitors arc voltage and will boost output if low arc voltage occurs.

CELLULOSE ELECTRODES

The combined feature of 'Arc Force', 'Hot Start' and high open circuit voltage capability allows the use of Cellulose electrodes.

WARRANTY*

2 year unlimited warranty,* covering parts and labour.

* Power source only.

PACKAGE INCLUDES	APPLICATIONS
2m Work Lead with Heavy Duty Clamp	Mine Maintenance
3m Industrial Twist Lock Electrode Holder	Food & Wine
Padded Shoulder Strap	Motor Sports Fabrication
	Shipyards
	Welding Contractors
	Rural Workshops




PRIMARY VOLTAGE	RATED PRIMARY CURRENT	MAX. PRIMARY CURRENT	RECOMMENDED GENERATOR kVA*	SUPPLY PLUG	RATED OUTPUT @ 40°C (10 MIN)	WELDING CURRENT RANGE	ELECTRODE SIZE RANGE (MM)	SHIPPING INFO	MACHINE WEIGHT
240 Vac - 50/60 Hz	10 Amps	22 Amps	6 kVA	10 Amps	140 A at 25.6 V, 20% Duty Cycle 62 A at 22.5 V, 100% Duty Cycle	20 - 140 Amps	2.0 - 3.2	7kg H: 320mm W: 220mm L: 440mm	4.8kg

*Due to variation between generators by different manufacturers, it is impossible for WIA to validate operation from all generators. Therefore, WIA recommends that operation of equipment on the generator is confirmed before purchasing either welder or the generator.

Weldarc 180i

Part No: MC103-0

Lightweight, Portable Arc & TIG Welder.



**PORTABILITY FOR ONSITE
& FIELD MAINTENANCE.**



 **STICK WELDING**

 **TIG WELDING (DC)**

PORTABLE

At only 6.5kg, the Weldarc 180i can go wherever the job takes you, making it ideal for onsite maintenance.

GENERATOR COMPATIBLE*

The Weldarc 180i is tolerant to unconditioned power from generators. It has been optimised and tested for compatibility with appropriate portable generators.



« SELECTION CHART



WELDARC 180i KEY FEATURES

- > 180 Amp Arc & TIG welder
- > Suits 2.0 - 4.0mm electrodes
- > Includes padded shoulder strap and carry case
- > Compact, lightweight design
- > 15A 240 VAC supply
- > Suits long extension leads

LIFT ARC TIG

Easy to use Lift-Arc starting for TIG welding. Eliminates scratch starting and tungsten electrode damage.

VRD

Built in VRD delivers added safety when operating in Stick or Lift-TIG mode and meets the requirements of site work. Fully compliant to Australian Standards AS 60974.1 and AS1674.2 CAT C.

BUILT IN OPERATOR SAFETY

The power source features a built-in thermal protection device that will activate if the machine is operated beyond its safe thermal operating zone.

HOT START FOR MANUAL ARC

Built-in “Hot Start” feature in manual arc mode for even better arc starting.

ARC FORCE

Built in “Arc Force”, constantly monitors arc Voltage and will boost output if low arc Voltage occurs.

CELLULOSE ELECTRODES

The combined feature of “Arc Force”, “Hot Start” and high open circuit Voltage capability allows the use of Cellulose electrodes.

WARRANTY

2 year unlimited warranty,* covering parts and labour.

* Power source only.

PACKAGE INCLUDES	APPLICATIONS
2m Heavy Duty Work Clamp 3m Industrial Twist Lock Electrode Holder Padded Shoulder Strap Carry Case	Mine Maintenance Food & Wine Motor Sports Fabrication Shipyards Welding Contractors Rural Workshops



PRIMARY VOLTAGE	RATED PRIMARY CURRENT	MAX. PRIMARY CURRENT	RECOMMENDED GENERATOR kVA*	SUPPLY PLUG	RATED OUTPUT @ 40°C (10 MIN)	WELDING CURRENT RANGE	ELECTRODE SIZE RANGE (MM)	SHIPPING INFO	MACHINE WEIGHT
240 Vac - 50/60 Hz	15 Amps	35 Amps	10 kVA	15 Amps	180 A at 27.2 V, 18% Duty Cycle 76 A at 23.2 V, 100% Duty Cycle	20 - 180 Amps	2.0 2.5 3.2 4.0	11kg H: 415mm W: 185mm L: 530mm	6.5kg

*Due to variation between generators by different manufacturers, it is impossible for WIA to validate operation from all generators. Therefore, WIA recommends that operation of equipment on the generator is confirmed before purchasing either welder or the generator.

Weldarc 200i AC/DC

Part No: MC105-0 [Package]

Portable Arc & TIG Welder.



✓ **ALUMINIUM
TIG WELDING**

✓ **HF PULSE START**

✓ **STICK**

ARC FORCE

Built in “Arc Force”, constantly monitors arc voltage and will boost output if low arc voltage occurs.

PORTABLE

At 19.5kg, the Weldarc 200i AC/DC can go wherever the job takes you, making it suitable for onsite maintenance.

HOT START FOR MANUAL ARC

Built-in “Hot Start” feature in stick mode for even better arc starting.

LIFT ARC TIG START

Easy to use lift arc starting for TIG welding. Eliminates scratch starting and tungsten electrode damage.



« SELECTION CHART



WELDARC 200i AC/DC KEY FEATURES

- > 200 Amp AC or DC TIG
- > AC TIG for Aluminium
- > 170 Amp stick welder
- > HF Pulse start or Lift Arc start
- > Pulse TIG
- > Compact, lightweight design
- > Suits 2.0-4.0mm electrodes
- > 15 Amp supply plug
- > TIG Torch with built-in trigger and current control (8m)

PACKAGE INCLUDES

- Work Lead (3m)
- Industrial Twist Lock Electrode Holder (3m)
- TIG Torch (8m)
- Gas Regulator

VRD

A built in VRD (Voltage Reduction Device) delivers added safety when operating in Stick or Lift-TIG mode and meets the requirements of site work. Fully compliant to Australian Standards AS 60974.1 and AS1674.2 CAT C.

DC TIG

DC TIG can be used for all steel, stainless steel, copper, copper alloys and titanium. When welding in DC current HF Pulse start allows easy not contact starts for critical applications.

AA76 FOOT CONTROL [OPTIONAL]

AC TIG

AC can be used specifically for TIG welding aluminium and aluminium alloys. The balance between positive and negative can be adjusted to control the amount of oxide cleaning for a more penetrating weld. When welding in AC current HF pulse start allows easy arc starting when welding aluminium.

HF PULSE START

HF Pulse is a non-contact arc starting method allowing easy arc start without the interference problems with conventional HF and eliminates tungsten contamination. Available in AC or DC TIG mode.

PULSE TIG

The Pulse TIG features allows the user to adjust current peak and pulse frequency. Pulse TIG reduces heat input to material but still allowing filler metal melt, and maintain good penetration. Useful on thin materials, and near edges.

BUILT-IN OPERATOR SAFETY

The power source features a built-in thermal protection device that will activate if the machine is operated beyond its safe thermal operating zone.

GENERATOR COMPATIBLE

The Weldarc 200i AC/DC is tolerant to unconditioned power from generators. It has been optimised and tested for compatibility with appropriate portable generators.

INTEGRATED GAS VALVE

WARRANTY*

2 year unlimited warranty, covering parts and labour. *Power source only.



PRIMARY VOLTAGE	RATED PRIMARY CURRENT	MAX. PRIMARY CURRENT	RECOMMENDED GENERATOR kVA*	SUPPLY PLUG	RATED OUTPUT @ 40°C (10 MIN)	WELDING CURRENT RANGE	ELECTRODE SIZE RANGE (MM)	SHIPPING INFO	MACHINE WEIGHT
240 Vac - 50/60 Hz	13 Amps	34 Amps	10 kVA	15 Amps	Stick MMA	5 - 170 Amps	2.0 2.5 3.2 4.0	25kg L: 770mm W: 335mm H: 460mm	19.5kg
					TIG				

*Due to variation between generators by different manufacturers, it is impossible for WIA to validate operation from all generators. Therefore, WIA recommends that operation of equipment on the generator is confirmed before purchasing either welder or the generator.

Maxstar 210DX

Part No: MR907684001-1

Auto-Line Technology.

**FOR DC TIG & STICK WELDING.
FOR WELDING STEEL, STAINLESS
STEEL, COPPER, TITANIUM.
TIG PULSE TO CONTROL
HEAT INPUT & DISTORTION.**



DC TIG FEATURES

PULSE
Pulsing can increase puddle agitation, arc stability and travel speeds while reducing heat input and distortion. DX models provide extended ranges.

EXCEPTIONALLY SMOOTH
Exceptionally smooth and precise arc for welding exotic materials.

DC STICK FEATURES

DIG CONTROL
Allows the arc characteristics to be changed for specific applications and electrodes. Lower DIG setting for smooth running electrodes like E7018 and increase the DIG setting for stiffer, more penetrating electrodes like E6010.

HOT START ADAPTIVE CONTROL™
Provides positive arc starts without sticking.

STICK-STUCK
Detects if the electrode is stuck to the part and turns the welding output off to safety and easily remove the electrode. Menu selectable.



« SELECTION CHART



PRO-SET™

Eliminates the guesswork when setting weld parameters. Use Pro-Set™ when you want the speed, convenience and confidence of preset controls. Simply select the feature and adjust until Pro-Set™ appears on display.

BLUE LIGHTNING™

Blue lightning™ high-frequency (HF) arc starter for non-contact arc initiation. Provides more consistent arc starts and greater reliability compared to traditional HF arc starters.

VRD FUNCTIONALITY

Comes with Voltage Reduction Device (VRD), compliant with AS1672.2 2007 Category C Environment.

Please note: VRD can be disabled in Advanced Tech Menu by pressing a combination of unmarked buttons.

METER CALIBRATION

Allows digital meters to be calibrated for certification.

UPDATE & EXPAND

Front panel memory data card port provides the ability to easily update software and expand product features.

SLEEP TIMER

The sleep times conserves electricity. This programmable feature will power down the machine if it sits idle for a specified time.

FAN-ON-DEMAND™

Variable speed fan adjusts to match cooling requirements - reducing noise, energy use and the amount of contaminants pulled through the machine.

APPLICATIONS

Precision Fabrication
Petro Chemical
Food & Beverage Industry
Dairy
Pipe Welding
Aerospace

PROCESSES

TIG (GTAW)
Pulsed TIG (GTAW-P)
Stick (MMAW)

AUTO-LINE POWER MANAGEMENT

Allows for any input Voltage hookup (210 - 480 V) 1 or 3 phase, with no manual linking, providing convenience in any job setting. Ideal solution for dirty or unreliable power.

WIND TUNNEL TECHNOLOGY™

Protects internal components from airborne contaminants, extending product life.

3 YEAR WARRANTY

For details, refer to Miller's True Blue warranty statement.

RATED FOR USE WITH 15 AMP PLUG

WELD MODE	RATED OUTPUT	PHASE	AMPS INPUT AT RATED OUTPUT, 50/60 HZ					GEN. KW	DIM. (MM)	WEIGHT
			240 V	400 V	480 V	KVA	KW			
TIG (GMAW) 2-210A AC 1-210A DC MAX OCV 80V DC	210 A at 18.4 V 60% Duty Cycle	3	-	7	-	4.9	5.2	6	H: 346 W: 219 D: 495	17.2kg
		1	-	12	10	4.9	4.9	6		
	210 A at 18.4 V 55% Duty Cycle	1	30	-	-	4.9	4.9	6		
		3	-	6	-	4	4.2	5		
Stick (MMAW) 5-210A	210 A at 18.4 V 55% Duty Cycle	1	15	10	8	4	4	5		
		3	-	6	-	4	4.2	5		
	210 A at 28.4 V 30% Duty Cycle	3	-	11	-	7.1	7.4	9		
		1	30	18	15	7.3	7.4	9		
125 A at 25 V 100% Duty Cycle	3	-	6	-	3.9	4.1	5			
	1	15	10	8	3.9	4	5			


*Low VRD sense voltage for Stick and Lift-Arc™ TIG. IP23 rating – This equipment is designed for outdoor use. It may be stored, but is not intended to be used outside during precipitation unless sheltered. Operating temperature range is -10 to 40° C. Storage temperature range is 30 to 65° C. Portions of the preceding text are contained in EN 60974-1: "Welding power sources for arc welding equipment."

Dynasty 210DX

Part No: MR907686003-1



High Precision AC/DC TIG Welding.





**DYNASTY® 210DX
SETUP
DVD**

**CALL CUSTOMER
SUPPORT ON
1300 300 884
FOR YOUR FREE
SETUP DVD**



AC TIG FEATURES

BALANCE CONTROL

FREQUENCY

DC TIG FEATURES

**EXCEPTIONALLY
SMOOTH &
PRECISE ARC**

AC/DC STICK FEATURES

DIG CONTROL

**HOT START™
ADAPTIVE CONTROL**


**AC FREQUENCY
CONTROL**


STICK-STUCK


COOLER-ON-DEMAND™
Operates the auxiliary cooling system only when needed.

BLUE LIGHTNING™
High frequency arc starter for non-contact arc starts.

AC WAVEFORMS

 **ADVANCED SQUAREWAVE**
Fast freezing puddle, deep penetration and fast travel speeds.

 **SOFT SQUAREWAVE**
For a soft buttery arc with maximum puddle control and good wetting action.

 **SINE WAVE**
For customers that like a traditional arc. Quiet with good wetting.

 **TRIANGULAR WAVE**
Reduces the heat input and is good on thin aluminum. Fast travel speeds.

FAN-ON-DEMAND™
Variable speed fan adjusts to match cooling requirements.

WIND TUNNEL TECHNOLOGY™
Extends product life.



« SELECTION CHART



UPDATE & EXPAND

Memory card data point provides the ability to easily update software and expand product features.

PRO-SET™

Use Pro-Set™ when you want the speed convenience and confidence of preset controls.

SLEEP TIMER

Powers down the machine if in idle for a specified time.

COOLER POWER SUPPLY (CPS)

An integrated 120 volt dedicated-use receptacle for the Coolmate™ 1.3.

METER CALIBRATION

Allows digital meters to be calibrated for certification.

AUTOLINE POWER MANAGEMENT

Allows for any input Voltage hookup (210 - 480 V) 1 or 3 phase, with no manual linking, providing convenience in any job setting. Ideal solution for dirty or unreliable power.

RATED FOR USE WITH 15 AMP PLUG

VRD FUNCTIONALITY

Comes with Voltage Reduction Device (VRD), compliant with AS1672.2 2007 Category C Environment.

Please note: VRD can be disabled in Advanced Tech Menu by pressing a combination of unmarked buttons.

PACKAGE INCLUDES	APPLICATIONS		
Power Source 2x 50mm Male Cable Connectors Shoulder Strap Input Lead (No Plug)	Precision Fabrication Aerospace Construction Auto/Cycle (Racing, Customising, Restoring)	Defence Industry Infrastructure Manufacturing Architectural Metal Fabrication	Railcar Marine Industry Repair and Fabrication Anodized Aluminium Fabrication

OPTIONAL EXTRAS			
TIG Torch Kit (8m)	KIT0006	Wireless Remote Foot Control	MR300429
Water Cooled TIG Torch Kit (8m)	KIT0007	RFCS-14HD Foot Control	MR043554
Water Cooler Coolmate 1.3	MR300972	RHC-14 Hand Control	MR242211020
Small Running Cart	MR301318	Wireless Hand Control	MR300430

PRODUCT SPECIFICATIONS										
WELDING MODE	RATED OUTPUT	PHASE	AMPS INPUT AT RATED LOAD OUTPUT, 50/60 HZ					GENERATOR	DIM. (MM)	WEIGHT
			240 V	400 V	480 V	KW	KVA			
TIG (GTAW) 2-210A AC 1-210A DC MAX OCV 80V DC	210 A at 18.4 V, 60% Duty Cycle	3	-	9	-	5.8	6	6	H: 346 W: 219 D: 569	21.3kg 22.7kg With CPS
		1	-	14	12	5.8	5.8	6		
	210 A at 18.4 V, 40% Duty Cycle	1	24	-	-	5.8	5.8	6		
		3	-	6.8	-	4.5	4.5	5		
	175 A at 17 V, 100% Duty Cycle	1	-	11.5	9.5	4.5	4.5	5		
Stick (MMAW) 5-210A	210 A at 28.4 V, 30% Duty Cycle	3	-	11.8	-	8.0	8.4	8.4		
		1	34.3	19.8	16.6	8.3	8.3	8.3		
	125 A at 25 V, 100% Duty Cycle	3	-	6.8	-	4.5	4.6	5		
		1	15	11.5	9.5	4.4	4.5	5		

Max OCV 80V DC (11V DC, VRD)

*Low VRD sense voltage for Stick and Lift-Arc™ TIG. IP23 rating – This equipment is designed for outdoor use. It may be stored, but is not intended to be used outside during precipitation unless sheltered. Operating temperature range is -10 to 40° C. Storage temperature range is -30 to 65° C. Portions of the preceding text are contained in EN 60974-1: "Welding power sources for arc welding equipment."



Dynasty 400

Part No: MR907717002



Exceptionally Smooth & Precise Arc.



NEW RELEASE

AC TIG FEATURES

- INDEPENDENT AMPLITUDE/AMPERAGE
- BALANCE CONTROL
- FREQUENCY


DC TIG FEATURES


- AC/DC PULSE
- EXCEPTIONALLY SMOOTH AND PRECISE ARC


AC/DC STICK FEATURES


- DIG CONTROL
- HOT START™ ADAPTIVE CONTROL
- AC FREQUENCY CONTROL

AC WAVEFORMS

 **ADVANCED SQUAREWAVE**
Fast freezing puddle, deep penetration and fast travel speeds.

 **SOFT SQUAREWAVE**
For a soft buttery arc with maximum puddle control and good wetting action.

 **SINE WAVE**
For customers that like a traditional arc. Quiet with good wetting.

 **TRIANGULAR WAVE**
Reduces the heat input and is good on thin aluminum. Fast travel speeds.



« SELECTION CHART



AUTOLINE POWER MANAGEMENT

Allows for any input Voltage hookup (210 - 480 V) 1 or 3 phase, with no manual linking, providing convenience in any job setting. Ideal solution for dirty or unreliable power.

COOLER POWER SUPPLY (CPS)

An integrated 120-volt dedicated-use receptacle for the Coolmate™ 3.5.

FAN-ON-DEMAND™

Power source cooling system operates only when needed - reducing noise, energy use and the amount of contaminants pulled through the machine.

LIFT-ARC™ STARTING

Provides AC or DC arc initiation without the use of high frequency.

PROGRAM MEMORY

Features 9 independent program memories that maintain/save your parameters.

AUTO-POSTFLOW

- > Calculates the length of postflow time based on the Amperage setting.
- > This eliminates the need to independently set the postflow time for different Amperages.
- > This feature preserves your tungsten and prevents porosity.

APPLICATIONS
Precision Fabrication
Heavy Fabrication
Pipe and Tube Fabrication
Aluminium Ship Repair
Anodized Aluminium Fabrication
Aerospace

PROCESSES
TIG (GTAW)
Stick (MMAW)
Pulsed TIG (GTAW-P)
Air Carbon Arc (CAC-A)

BLUE LIGHTNING™

High-frequency arc starter for non-contact arc initiation. Provides more consistent arc starts and greater reliability.

VRD FUNCTIONALITY

Comes with Voltage Reduction Device (VRD), compliant with AS1672.2 2007 Category C Environment.

Please note: VRD can be disabled in Advanced Tech Menu by pressing a combination of unmarked buttons.

METER CALIBRATION

Allows meters to be calibrated for certification.

WIND TUNNEL TECHNOLOGY™

Protects internal electrical components from airborne contaminants, extending the product life.

3 YEAR WARRANTY

For details, refer to Miller's True Blue warranty statement.

AMP RANGE	PHASE	RATED OUTPUT	AMPS INPUT AT RATED OUTPUT, 50/60 HZ				MAX. OPEN-CIRCUIT VOLT.	DIM. (MM)	WEIGHT
			230V	400V	KW	KVA			
3 - 400A	3	400 A at 36 V 20% Duty Cycle	-	28	18.6	19.4	75 VDC (10-15 VDC-VRD*)	H: 629 W: 349 D: 559 With TIGRunner H: 1095 W: 587 D: 1111	61kg With TIGRunner 114kg
		300 A at 32 V 60% Duty Cycle	-	19	12.5	13.1			
		250 A at 30 V 100% Duty Cycle	-	14	9.8	10.3			
	1	300 A at 32 V 20% Duty Cycle	60	33	12.7	13.9			
		250 A at 30 V 60% Duty Cycle	47	26	9.9	10.9			
		200 A at 28 V 100% Duty Cycle	36	20	7.5	8.2			

*Indicates sense-voltage for Lift-Arc™ TIG and VRD stick.



“

**We've been using
Miller machines
for 20 years. We
run them 14 hours
a day non-stop
with no problems.**

Mick Cullen – PWR

”



Watch the
full video
testimonial at
welding.com.au





MIG & Multi-Process

**SUITABLE FOR MIG, STICK &
LIFT ARC TIG WELDING.**



Selection Chart

PRODUCT	PROCESS										CAC-A	WELDABLE MATERIALS	WELD. OUTPUT RANGE	INPUT VOLT.	GEN. POWER REQ.	TYPICAL APPLICATIONS
	STICK	DC TIG	HIGH FREQ	LIFT ARC	MIG	FC	PULSE	LOW OCV	VRD							
Weldmatic 200i	●	●		●	●	●		●	●			Steel, Stainless Steel, Aluminium	200 A at 24.5 V, 15% Duty Cycle 77 A at 19.6 V, 100% Duty Cycle	240 V	10 kVA	Rural Applications, Construction Sites, Automotive Panel Repair, Exhaust Repair
Weldmatic 250i	●	●		●	●	●		●	●			Steel, Stainless Steel, Aluminium	250 A at 26.5 V, 20% Duty Cycle 112 A at 19.6 V, 100% Duty Cycle	240 V	13 kVA	Rural Applications, Construction Sites, Automotive Panel Repair, Exhaust Repair
Weldmatic 350i	●	●		●	●	●		●	●	○		Steel, Stainless Steel, Aluminium	350 A at 31.5 V, 60% Duty Cycle 271 A at 27.6 V, 100% Duty Cycle	415 V	15 kVA	Medium to Heavy Fabrication, General Industrial Fabrication
Weldmatic 500i	●	●		●	●	●		●	●	○		Steel, Stainless Steel, Aluminium	500 A at 39 V, 60% Duty Cycle 387 A at 33.4 V, 100% Duty Cycle	415 V	25 kVA	Medium to Heavy Fabrication, General Industrial Fabrication
Deltaweld 602					●	●					5/16" (8 mm)	Steel, Aluminium, Stainless Steel	10 - 38 V CV	415 V	25 kVA	Construction, Fabrication, Mining, Maintenance

Capability ● Designed for this process ○ Capable of this process * Autoline

PRODUCT	PROCESS										CAC-A	WELDABLE MATERIALS	WELD. OUTPUT RANGE	INPUT VOLT.	GEN. POWER REQ.	TYPICAL APPLICATIONS
	STICK	DC TIG	HIGH FREQ	LIFT ARC	MIG	FC	PULSE	LOW OCV	VRD							
XMT 350	●	●		●	●	●		●	●		1/4" (6 mm)	Steel, Aluminium, Stainless Steel	5 - 425 A CC 10 - 38 A CV	240/ 415 V *	15 kVA	Construction, Fabrication, Mining, Maintenance
XMT 350 MPa	●	●		●	●	●	●	●	●		1/4" (6 mm)	Steel, Aluminium, Stainless Steel	5 - 425 A CC 10 - 38 A CV	240/ 415 V *	15 kVA	Construction, Marine, Maintenance
XMT 450	●	●		●	●	●		●	●		3/8" (9.5 mm)	Steel, Aluminium, Stainless Steel	15 - 600 A CC 10 - 38 V CV	415 V	22 kVA	Construction, Fabrication, Mining, Maintenance
XMT 450 MPa	●	●		●	●	●	●	●	●		3/8" (9.5 mm)	Steel, Aluminium, Stainless Steel	15 - 600 A CC 10 - 38 V CV	415 V	22 kVA	Construction, Fabrication, Mining, Maintenance
Dimension 562	●	○			●	●					5/16" (8 mm)	Steel, Aluminium, Stainless Steel	20 - 565 A CC 10 - 38 V CV	415 V	36 kVA	Construction, Fabrication, Mining, Maintenance
Dimension 812	●	○			●	●		Opt	Opt		3/8" (9.5 mm)	Steel, Aluminium, Stainless Steel	50 - 815 A CC 10 - 65 V CV	415 V	50 kVA	Construction, Fabrication, Mining, Maintenance
PipeWorx Welding System	●	●	●	●	●	●	●	Opt	Opt		3/8" (9.5 mm)	Steel, Stainless Steel	40 - 350 A CC 10 - 44 V CV	415 V	20 kVA	Pipeline, Pipe Spooling
PipeWorx 350 FieldPro™	●	●		●	●	●	●	●	Opt		1/4" (6.4 mm)	Steel, Stainless	10 - 350 A CC 10 - 44 V CV	240/ 415 V	15 kVA	Pipeline, Pipe Spooling


Capability ● Designed for this process ○ Capable of this process * Autoline



Weldmatic 200i

Part No: CP137-0

Versatile, Portable Multi-Process Inverter.



✓ **GASLESS**

✓ **ALUMINIUM MIG**

✓ **MILD STEEL**

EASY SET-UP & ADJUSTMENT

The control panel allows easy selection for gas and wire type, with infinitely variable Voltage and wire speed, indicated on the digital display. A suggested setting chart allows the Weldmatic 200i to be setup quickly and easily.

BUILT IN OPERATOR SAFETY

The power source features a built-in thermal protection device that will activate if the machine is operated beyond its safe thermal operating zone.



« SELECTION CHART



VERSATILE, PORTABLE, MULTI-PROCESS INVERTER WITH VRD

> Single phase, multi-process inverter capable of handling MIG, Stick and Lift-TIG processes, plus VRD operates in Stick and Lift-TIG mode.

> With 200A of MIG, 170A of Stick and 200A of Lift-Arc capability, the Weldmatic 200i is suitable for rural applications, construction sites, automotive panel repair and exhaust repair.

VRD

Built in VRD delivers added safety when operating in Stick or Lift-TIG mode and meets the requirements of site work. Fully compliant to Australian Standards AS 60974.1 and AS1674.2 CAT C.

PORTABLE

At only 13kg, the Weldmatic 200i is lightweight and portable, making it suitable for onsite maintenance.

QUICK & EASY GUN CABLE ASSEMBLY

Supplied with a tradesman quality gun and cable complete with euro connector for easy fitting and removal.

GAS OR GASLESS

Suits gas shielded and flux cored wires.

SPOOL CAPACITY

Suits 5kg and 15kg spools.

TIG TORCH [OPTIONAL]

Versatile, the Weldmatic 200i can be used for TIG welding. TIG torch not included. P/N DGT17V3M

WELDMATIC WORKSHOP TROLLEY [OPTIONAL]

P/N AM357.

GAS BOTTLE TROLLEY [OPTIONAL]

P/N AM356.

WARRANTY

2 year unlimited warranty, covering parts and labour.

* Power Source only.

PACKAGE INCLUDES	
3m Euro Gun Cable	Drive Rollers: 0.6/0.8mm 'V' Groove; 0.9/1.2mm Knurled (Gasless)
3m Work Lead	Tips (0.6/0.8/0.9/1.2mm)
3m Industrial Twist Lock Electrode Holder	ES6 Sample Wire (0.8mm)
Gas Regulator	



PRIMARY VOLTAGE	RATED PRIMARY CURRENT	MAX. PRIMARY CURRENT	RECOMMENDED GENERATOR kVA *	SUPPLY PLUG	RATED OUTPUT @ 40°C (10 MIN)	WELDING CURRENT RANGE	WIRE SIZE RANGE (MM)	SHIPPING INFO	MACHINE WEIGHT
240 Vac - 50/60 Hz	14 Amps	36 Amps	10 kVA	15 Amps	200 A at 24.5 V, 15% Duty Cycle 77 A at 17.9 V, 100% Duty Cycle	30 - 200 Amps	0.6 - 0.9 Solid 0.8 - 1.2 Cored 1.0 Aluminium	20kg H: 470mm W: 320mm L: 675mm	13kg

*Due to variation between generators by different manufacturers, it is impossible for WIA to validate operation from all generators. Therefore, WIA recommends that operation of equipment on the generator is confirmed before purchasing either welder or the generator.




MIG & MULTI-PROCESS

Weldmatic 250i

Part No: CP138-1



Portable Multi-Process Inverter.



✓ **GASLESS**

✓ **ALUMINIUM MIG**

✓ **MILD STEEL**



« SELECTION CHART



VERSATILE, PORTABLE, MULTI-PROCESS INVERTER WITH VRD

- > Single phase, multi-process inverter capable of handling MIG, Stick and Lift-TIG processes.
- > With 250A of MIG, 200A of Stick and 250A of Lift-TIG capability the Weldmatic 250i is suitable for rural applications, construction sites, automotive panel repair and exhaust repair.

VRD

Built in VRD delivers added safety when operating in Stick or Lift-TIG mode and meets the requirements of site work. Fully compliant to Australian Standards AS 60974.1 and AS1674.2 CAT C.

PORTABLE

At 25.5kg, the Weldmatic 250i is portable and comes supplied with 2 handles for easy two person lift, making it suitable for onsite maintenance.

QUICK & EASY GUN CABLE ASSEMBLY

Supplied with a tradesman quality gun and cable complete with euro connector for easy fitting and removal.

BUILT-IN OPERATOR SAFETY

The power source features a built-in thermal protection device that will activate if the machine is operated beyond its safe thermal operating zone.

GAS OR GASLESS

Suits gas shielded and gasless flux cored wires.

SPOOL CAPACITY

Suits 5kg and 15kg spools.

EASY SET-UP & ADJUSTMENT

The control panel allows easy selection for gas and wire type, with infinitely variable voltage and wire speed, indicated on the digital display.

TIG TORCH [OPTIONAL]

Versatile, the Weldmatic 250i can be used for TIG welding. TIG torch not included. P/N TIG002

TROLLEY WITH DRAWER [OPTIONAL]

P/N AM358.

WARRANTY*

2 year unlimited warranty, covering parts and labour. *Power source only.



- PACKAGE INCLUDES**
- Euro Gun Cable (3.6m)
 - Work Lead (3m)
 - Industrial Twist Lock
 - Electrode Holder (3m)
 - Gas Regulator
 - Drive Rollers – 0.9/1.2mm
 - 'V' Groove, 0.9/1.2mm
 - Knurled (Gasless)
 - Tips (0.6/0.8/0.9/1.2mm)



PRIMARY VOLTAGE	RATED PRIMARY CURRENT	MAX. PRIMARY CURRENT	RECOMMENDED GENERATOR kVA*	SUPPLY PLUG	RATED OUTPUT @ 40°C (10 MIN)	WELDING CURRENT RANGE	WIRE SIZE RANGE (MM)	SHIPPING INFO	MACHINE WEIGHT
240 Vac - 50/60 Hz	20.2 Amps	45 Amps	13 kVA	15 Amps**	250 A, 26.5 V, 20% Duty Cycle 112 A, 19.6 V, 100% Duty Cycle	30 - 250 Amps	0.6 - 0.9 Solid 0.8 - 1.2 Cored 1.0 Aluminium	36kg L: 735mm W: 355mm H: 565mm	25.5kg

*Due to variation between generators by different manufacturers, it is impossible for WIA to validate operation from all generators. Therefore, WIA recommends that operation of equipment on the generator is confirmed before purchasing either welder or the generator. **15 Amp plug for commissioning purposes only




MIG & MULTI-PROCESS

Weldmatic 350i

Part No: CP139-1 - [Package With W66 Wirefeeder and Trolley with Drawer]



Industrial Multi-Process Welding Solution.



 **FITTED WITH 32A
3 PHASE PLUG**

350 AMPS
OF GENUINE RATED POWER

**VOLTAGE SENSING
WIREFEEDER COMPATIBILITY**



« SELECTION CHART



✓ **STEEL**

✓ **CORED WIRE**

✓ **ALUMINIUM MIG**

✓ **ARC AIR GOUGING**

INDUSTRIAL MULTI-PROCESS WELDING SOLUTION

This 350 Amp three phase multi-process inverter suits MIG, Stick, Arc Air Gouging and Lift-Arc TIG welding and is ideal for medium to heavy fabrication, and all general industrial fabrication applications.

VARIABLE ARC CONTROL

The package features allow full control of the arc. Infinite Voltage control and Arc control to adjust arc harshness, and Arc Start to control the wire starting speed.

VRD

Built in VRD delivers added safety when operating in Stick or Lift-TIG mode and meets the requirements of site work. Fully compliant to Australian Standards AS 60974.1 and AS1674.2 CAT C.

FLEXIBILITY & POWER

Optimal weld characteristics provide high quality results on steel, stainless steel and aluminium, plus the power to comfortably run all popular sizes of solid and flux cored wires. With the capacity to run 1.6mm flux cored wire, the 350i can handle a wide range of applications.

BUILT-IN OPERATOR SAFETY

The power source features a built-in thermal protection device that will cut in if the machine is operated beyond its safe thermal operating zone.

DIGITAL METERS

Digital Volt and Amp meters retain last weld information and allow precise set-up.

COMES WITH A 32 AMP SUPPLY PLUG

EQUIPMENT & OPTIONS	PART NO.
Weldmatic 350i	CP139-3
W66 Wirefeeder	WFL016
W65 Wirefeeder	WFL015
Trolley with Drawer	AM358
TIG Torch 8m	TIG008

GAS OR GASLESS

Suits gas shielded and gasless flux cored wires.

SPOOL CAPACITY

Suits 5kg and 15kg spools.

PACKAGE INCLUDES
W66 4 Roll Drive Wirefeeder
Euro Gun Cable (3.6m) With Bernard Centerfire 0.9mm Tip
Industrial Twist Lock Electrode Holder (3m)
Interconnecting Lead (10m)
Gas Regulator
Work Lead (10m)
Drive Rollers - 0.9/1.2 & 1.2/1.6mm, V Groove 0.9/1.2 & 1.2/1.6mm Knurled



COMES WITH BERNARD™ CENTERFIRE™ CONSUMABLES

PRIMARY VOLTAGE	RATED PRIMARY CURRENT	MAX. PRIMARY CURRENT	REC. GEN. kVA*	RATED OUTPUT @ 40°C (10 MIN)	WELDING CURRENT RANGE	WIRE SIZE RANGE (MM)	SHIPPING INFO	MACHINE WEIGHT
380/415 Vac - 50/60 Hz 3 Phase	25 Amps	19.4 Amps	15 kVA	Stick (MMA) 350 A, 34 V, 60% Duty Cycle 271 A, 30.8 V, 100% Duty Cycle	25 - 350 Amps	Carbon Arc Max. 6mm	131kg L: 1100mm W: 570mm H: 1090mm	93kg
				TIG 350 A, 24 V, 60% Duty Cycle 271 A, 20.8 V, 100% Duty Cycle				
				MIG 350 A, 31.5 V, 60% Duty Cycle 271 A, 27.6 V, 100% Duty Cycle				

*Due to variation between generators by different manufacturers, it is impossible for WIA to validate operation from all generators. Therefore, WIA recommends that operation of equipment on the generator is confirmed before purchasing either welder or the generator.




MIG & MULTI-PROCESS

Weldmatic 500i

Part No: CP140-1 - [Package with W65 Wirefeeder and Trolley with Drawer]



Complete MIG Welding Solution.



 **FITTED WITH 32A
3 PHASE PLUG**

500 AMPS
OF GENUINE RATED POWER

**VOLTAGE SENSING
WIREFEEDER COMPATIBILITY**



« SELECTION CHART



✓ **STEEL**

✓ **CORED WIRE**

✓ **ALUMINIUM MIG**

✓ **ARC AIR GOUGING**

INDUSTRIAL MULTI-PROCESS WELDING SOLUTION

This 500 Amp three phase multi-process inverter suits MIG, Stick, Arc Air Gouging and Lift-Arc TIG welding and is ideal for medium to heavy fabrication, and all general industrial fabrication applications.

FLEXIBILITY & POWER

Optimal weld characteristics provide high quality results on steel, stainless steel and aluminium, plus the power to comfortably run all popular sizes of solid and flux cored wires. With the capacity to run 1.6mm flux cored wire, the 500i can handle a wide range of applications.

DIGITAL METERS

Digital Volt and Amp meters retain last weld information and allow precise set-up.

VARIABLE ARC CONTROL

The package features allow full control of the arc. Infinite Voltage control and Arc control to adjust arc harshness, and Arc Start to control the wire starting speed.

VRD

Built in VRD delivers added safety when operating in Stick or Lift-TIG mode and meets the requirements of site work. Fully compliant to Australian Standards AS 60974.1 and AS1674.2 CAT C.

BUILT-IN OPERATOR SAFETY

The power source features a built-in thermal protection device that will activate if the machine is operated beyond its safe thermal operating zone.

COMES WITH 32 AMP SUPPLY PLUG

EQUIPMENT & OPTIONS	PART NO.	PACKAGE INCLUDES
Weldmatic 500i	CP140-3	W65 4 Roll Drive Heavy Duty Wirefeeder
W65 Wirefeeder	WFL015	Interconnecting Lead (10m)
W66 Wirefeeder	WFL016	Euro Gun Cable (3.6m) with Bernard Centerfire 0.9mm Tip
Trolley with Drawer	AM358	Work Lead (10m) with Heavy Duty G Clamp
TIG Torch 8m	TIG008	Industrial Twist Lock Electrode Holder (3m)
		Gas Regulator
		Drive Rollers - 0.9/1.2 & 1.2/1.6mm V Groove, 0.9/1.2 & 1.2/1.6mm Knurled

GAS OR GASLESS

Suits gas shielded and gasless flux cored wires.

SPOOL CAPACITY

Suits 5kg and 15kg spools.



COMES WITH BERNARD™ CENTERFIRE™ CONSUMABLES

PRIMARY VOLTAGE	RATED PRIMARY CURRENT	MAX. PRIMARY CURRENT	REC. GEN. kVA*	RATED OUTPUT @ 40°C (10 MIN)	WELDING CURRENT RANGE	WIRE SIZE RANGE (MM)	SHIPPING INFO	MACHINE WEIGHT
380/415 Vac - 50/60Hz 3 Phase	28.7 Amps	37 Amps	25 kVA	Stick (MMA) 490 A at 39.6 V, 60% Duty Cycle 387 A at 33.4 V, 100% Duty Cycle	37 - 500 Amps	Carbon Arc Max. 8mm	138kg L: 1100mm W: 570mm H: 1090mm	96kg
				TIG 500 A at 30 V, 60% Duty Cycle 387 A at 25.5 V, 100% Duty Cycle				
				MIG 500 A at 39 V 60% Duty Cycle 387 A at 33.4 V 100% Duty Cycle		0.9 - 1.6 Solid 0.9 - 1.6 Cored		

*Due to variation between generators by different manufacturers, it is impossible for WIA to validate operation from all generators. Therefore, WIA recommends that operation of equipment on the generator is confirmed before purchasing either welder or the generator.

Insight CoreTM



A FLEXIBLE, INTERNET BASED WELDING INFORMATION MANAGEMENT SOLUTION THAT WILL GIVE YOU ACCESS TO THE KNOWLEDGE THAT WILL DRIVE YOUR BUSINESS FORWARD.



INCREASE PRODUCTIVITY



MANAGE COSTS



IMPROVE WELD QUALITY





INSIGHT CORE CAPABILITIES											
PROCESS	PRODUCT	POWER SOURCE OPERATION STATUS	VOLTS	AMPS	ARC ON TIME	QUALITY THRESHOLD EVALUATION	GOAL SETTING	WIRE FEED SPEED (M/MIN)	DEPOSITION (KG)	DEPOSITION RATE (KG/HR)	
MIG	Deltaweld 602	Standard Features on All Insight Core Products						Additional Features when using MPa Feeder			
Multi-Process	XMT 350										
	XMT 350 MPa										
	XMT 450										
	XMT 450 MPa										
	Dimension 562										
	Dimension 812										



For more information on Insight Core, contact your local End Market Specialist.



Deltaweld 602

« SELECTION CHART

Part No: MR907358



SUPERIOR ARC WELDING PERFORMANCE

With MIG welding.

INTERNAL DIGITAL VOLTAGE CONTROL (DVC)

Enables operator to preset weld Voltage before striking an arc.

LINE VOLTAGE COMPENSATION

Ensures consistent weld performance by keeping output power constant even if primary input power varies by ± 10%.

POWER EFFICIENT

For exceptional value and return on your investment.

THERMAL OVERLOAD PROTECTION

Light indicates power shutdown. Helps prevent machine damage if the duty cycle is exceeded or airflow is blocked.

FAN ON DEMAND™

Operates only when needed reducing noise, power consumption, and the amount of airborne contaminants pulled through the machine.

DIGITAL VOLTMETER AND AMMETER

Easy to read, even at 9.2m

14 PIN RECEPTACLE

Provides quick, direct connection to Miller 14-pin wirefeeders and accessories.

REMOTE VOLTAGE CONTROL

Allows operator to change Voltage from wirefeeder.

ENCLOSED CIRCUIT BOARDS

Provide additional protection from contaminants resulting in longer service life.

PC BOARD PROTECTION

Prevents the wirefeeder power or other stray Voltages (less than 115 VAC) from harming the power source PC board.

COMPATIBLE WITH INSIGHT CORE™

Simple internet-based welding information solution.

3 YEAR WARRANTY

For details, refer to Miller's True Blue warranty statement.

APPLICATIONS	PROCESSES
Heavy Equipment Manufacturing	MIG (GMAW)
Ship and Boat Building	Flux Cored (FCAW)
Tank/Pressure Vessel Fabrication	Air Carbon Arc Cutting and Gouging (CAC-A)
Railcar/Locomotive Fabrication and Repair	Submerged Arc (SAW)
Structural Steel Fabrication	
Sheet Metal Fabrication	
Maintenance	



RATED OUTPUT	VOLTAGE RANGE	RECOMMENDED WELDING RANGE	INPUT AT RATED LOAD OUTPUT, 50/60Hz			MAX OPEN CIRCUIT VOLTAGE	DIMENSIONS (MM)	WEIGHT
			400 V 3P	kVA	kW			
450 A at 38 V, 100% Duty Cycle	10 - 38 V	15 - 38 V	37	25.1	21.1	48 V	H: 762 W: 585 D: 966	174kg



XMT 350

Part No: MR907161012

« SELECTION CHART

AUTO-LINE™ POWER MANAGEMENT

Automatically compensates for various input Voltage. Suits job site and generator power. Keeps welding output constant even if input power varies by ±10%.

WIND TUNNEL TECHNOLOGY™

Protects electrical components and PC boards from contamination.

FAN-ON-DEMAND™

The cooling system operates only when needed, reducing noise, energy use and the amount of contaminants pulled through machine.

LIFT-ARC™

Allows TIG starting without the use of high-frequency. Starts the arc without contaminating the weld with tungsten.

ADAPTIVE HOT START™

Increases the output Amperage at the start of a weld if necessary, eliminating electrode sticking.

VRD TO CAT C AS 1674.2

LIGHTWEIGHT, AEROSPACE-GRADE ALUMINIUM CASE

Offers heavy-duty protection with the benefit of reduced weight.

INVERTER ARC CONTROL TECHNOLOGY

Provides greater puddle control for superior 6010 Stick electrode performance, and outstanding MIG weld performance.

PROCESS SELECTOR SWITCH

Reduces the number of control setup combinations without reducing any features.

LARGE, DUAL DIGITAL METERS

Easy to view and can be pre-set.

COMPATIBLE WITH INSIGHT CORE™

Simple internet-based welding information solution.

3 YEAR WARRANTY

For details, refer to Miller's True Blue warranty statement.

APPLICATIONS	PROCESSES
Construction	MIG (GMAW)
Shipbuilding	Stick (SMAW)
Rail	TIG (GTAW)
Truck/Trailer Manufacturing	Flux-Cored (FCAW)
Fabrication	Air Carbon Arc Cutting and Gouging (CAC-A)
Repair Shops	
Rental Fleets	
Power Generation Plants	



INPUT POWER	RATED OUTPUT	VOLTAGE RANGE - CV MODE	AMPERAGE RANGE IN CC MODE	INPUT AT RATED LOAD OUTPUT, 50/60Hz				DIMENSIONS (MM)	WEIGHT
				230 V 1P	400 V	kVA	kW		
3 Phase	350 A at 34 V, 60% Duty Cycle	10 - 38 V	15 - 425 A	N/A	20.6	14.2	13.6	H: 432 W: 318 D: 610	36.3kg
Single Phase	300 A at 32 V, 60% Duty Cycle	10 - 38 V	15 - 425 A	54.6	29.7	11.7	11.2		



XMT 350 MPa

Part No: MR907366002

« SELECTION CHART

AUTO-LINE™ POWER MANAGEMENT

Automatically compensates for various input Voltage. Suits job site and generator power. Keeps welding output constant even if input power varies by ±10%. Single or 3 phase.

DINSE STYLE WELD DISCONNECTS

Provides high-quality weld cable connections.

FAN-ON-DEMAND™

The cooling system operates only when needed, reducing noise, energy use and the amount of contaminants pulled through machine.

LIFT-ARC™

Allows TIG starting without the use of high-frequency. Starts the arc without contaminating the weld with tungsten.

WIND TUNNEL TECHNOLOGY™

Protects electrical components and PC boards from contamination.

BUILT-IN PULSED MIG PROGRAMS WITH SYNERGIC CAPABILITY

VRD TO CAT C AS 1674.2

LARGE, DUAL DIGITAL METERS

Easy to view and can be pre-set.

INVERTER ARC CONTROL TECHNOLOGY

Provides greater puddle control for superior 6010 Stick electrode performance, and outstanding MIG weld performance.

ADAPTIVE HOT START™

Increases the output Amperage at the start of a weld if necessary, eliminating electrode sticking.

LIGHTWEIGHT, AEROSPACE-GRADE ALUMINIUM CASE

Offers heavy-duty protection with the benefit of reduced weight.

PROCESS SELECTOR SWITCH

Reduces the number of control setup combinations without reducing any features.

COMPATIBLE WITH INSIGHT CORE™

Simple internet-based welding information solution.

3 YEAR WARRANTY

For details, refer to Miller's True Blue warranty statement.

APPLICATIONS	PROCESSES
Construction	MIG (GMAW)
Shipbuilding	Pulsed MIG (GMAW-P)
Rail	Stick (SMAW)
Truck/Trailer Manufacturing	TIG (GTAW)
Fabrication	Flux Cored (FCAW)
Repair Shops	Air Carbon Arc Cutting and Gouging (CAC-A)
Rental Fleets	
Power Generation Plants	



INPUT POWER	RATED OUTPUT	VOLTAGE RANGE - CV MODE	AMPERAGE RANGE IN CC MODE	INPUT AT RATED LOAD OUTPUT, 50/60Hz				DIMENSIONS (MM)	WEIGHT
				230 V 1P	400 V 3P	kVA	kW		
3 Phase	350 A at 34 V, 60% Duty Cycle	10 - 38 V	15 - 425 A	N/A	20.6	14.2	13.6	H: 432 W: 318 D: 610	36.3kg
Single Phase	300 A at 32 V, 60% Duty Cycle	10 - 38 V	15 - 425 A	54.6	29.7	11.7	11.2		



XMT 450

Part No: MR907525

« SELECTION CHART



EXCEPTIONALLY SMOOTH & PRECISE ARC.

WIND TUNNEL TECHNOLOGY™

Protects electrical components and PC boards from contamination.

FAN-ON-DEMAND™

The cooling system operates only when needed, reducing noise, energy use and the amount of contaminants pulled through machine.

LIFT-ARC™

Allows TIG starting without the use of high-frequency. Starts the arc without contaminating the weld with tungsten.

ADAPTIVE HOT START™

Increases the output Amperage at the start of a weld if necessary, eliminating electrode sticking.

LIGHTWEIGHT, AEROSPACE-GRADE ALUMINIUM CASE

Offers heavy-duty protection with the benefit of reduced weight.

LARGE, DUAL DIGITAL METERS

Easy to view and can be pre-set.

INVERTER ARC CONTROL TECHNOLOGY

Provides greater puddle control for superior 6010 Stick electrode performance, and outstanding MIG weld performance.

LINE VOLTAGE COMPENSATION

Keeps welding output constant even if input power varies by ±10%.

PROCESS SELECTOR SWITCH

Reduces the number of control setup combinations without reducing any features.

VRD TO CAT C AS 1674.2

COMPATIBLE WITH INSIGHT CORE™

Simple internet-based welding information solution.

3 YEAR WARRANTY

For details, refer to Miller's True Blue warranty statement.

APPLICATIONS
Construction
Shipbuilding
Railroad
Truck/Trailer
Manufacturing
Fabrication
Repair Shops
Rental Fleets
Power Generation Plants

PROCESSES
MIG (GMAW)/Pulsed Stick (SMAW)
TIG (GTAW)
Flux Cored (FCAW)
Air Carbon Arc Cutting and Gouging (CAC-A)



INPUT POWER	RATED OUTPUT	VOLTAGE RANGE - CV MODE	AMPERAGE RANGE IN CC MODE	INPUT AT RATED LOAD OUTPUT, 50/60Hz			DIMENSIONS (MM)	WEIGHT
				400 V 3P	kVA	kW		
3 Phase	450 A at 38 V, 100% Duty Cycle	10 - 38 V	15 - 600 A	32.1	22	18.9	H: 438 W: 368 D: 689	55.3kg



XMT 450 MPa

Part No: MR907468

« SELECTION CHART



BEST IN CLASS OUTPUT POWER FOR THE TOUGHEST APPLICATIONS.

DINSE STYLE WELD DISCONNECTS

Provides high-quality weld cable connections.

FAN-ON-DEMAND™

The cooling system operates only when needed, reducing noise, energy use and the amount of contaminants pulled through machine.

LIFT-ARC™

Allows TIG starting without the use of high-frequency. Starts the arc without contaminating the weld with tungsten.

WIND TUNNEL TECHNOLOGY™

Protects electrical components and PC boards from contamination.

INVERTER ARC CONTROL TECHNOLOGY

Provides greater puddle control for superior 6010 Stick electrode performance, and outstanding MIG weld performance.

BUILT-IN PULSED MIG PROGRAMS WITH SYNERGIC CAPABILITY

ADAPTIVE HOT START™

Increases the output Amperage at the start of a weld if necessary, eliminating electrode sticking.

LIGHTWEIGHT, AEROSPACE-GRADE ALUMINIUM CASE

Offers heavy-duty protection with the benefit of reduced weight.

PROCESS SELECTOR SWITCH

Reduces the number of control setup combinations without reducing any features.

LARGE, DUAL DIGITAL METERS

Easy to view and can be pre-set.

VRD TO CAT C AS 1674.2

COMPATIBLE WITH INSIGHT CORE™

Simple internet-based welding information solution.

3 YEAR WARRANTY

For details, refer to Miller's True Blue warranty statement.

APPLICATIONS	PROCESSES
Construction	MIG (GMAW)
Shipbuilding	Pulsed MIG (GMAW-P)
Railroad	Stick (SMAW)
Truck/Trailer Manufacturing	TIG (GTAW)
Fabrication	Flux Cored (FCAW)
Repair Shops	Air Carbon Arc Cutting and Gouging (CAC-A)
Rental Fleets	
Power Generation Plants	



INPUT POWER	RATED OUTPUT	VOLTAGE RANGE - CV MODE	AMPERAGE RANGE IN CC MODE	MAX. OPEN-CIRCUIT VOLTAGE	INPUT AT RATED LOAD OUTPUT, 50/60Hz			DIMENSIONS (MM)	WEIGHT
					400 V 3P	kVA	kW		
3 Phase	450 A at 38 V, 100% Duty Cycle	10 - 38 V	15 - 600 A	90 V	32.1	22	18.9	H: 438 W: 368 D: 689	55.3kg

Like us on Facebook



**LIKE OUR PAGE & KEEP UP TO
DATE WITH EVERYTHING WIA.**

✓ **NEW PRODUCT RELEASES**

✓ **NEW INNOVATIONS**

✓ **WELDING TIPS**

✓ **INDUSTRY NEWS**

✓ **SO MUCH MORE**

If you know anyone that's interested in welding, share our page with them too.



Like





Dimension 562

Part No: MR907360

« SELECTION CHART



ENGINEERED TO DELIVER EXCEPTIONAL PERFORMANCE FOR A RANGE OF PROCESSES.

DC MULTI-PROCESS CAPABILITY

Provides versatility and outstanding arc performance in CV (MIG) and CC (Stick, TIG, CAC-A).

INTERNAL DIGITAL VOLTAGE CONTROL (DVC)

Enables operator to pre-set weld Voltage in the CV mode prior to welding.

BUILT-IN ARC CONTROL

Allows the operator to get in tight without sticking the electrode. An electrode compensation circuit ensures consistent arc control performance regardless of the electrode size.

LINE VOLTAGE COMPENSATION

Ensures consistent weld performance by keeping output power constant even if primary input power varies by ±10%.

REMOTE VOLTAGE CONTROL

Allows operator to change Voltage from feeder.

14-PIN RECEPTACLE

Provides quick, direct connection to Miller 14-pin wirefeeders and accessories.

ENCLOSED CIRCUIT BOARDS

Provides additional protection from contaminants resulting in longer service life.

PC BOARD PROTECTION

Prevents the wire feeder power or other stray Voltages (less than 115 VAC) from harming the power source PC board.

FAN-ON-DEMAND™

Power source cooling system operates only when needed - reducing noise, energy use and the amount of contaminants pulled through the machine.

APPLICATIONS	PROCESSES
Fabrication and Construction	MIG (GMAW)
Heavy Manufacturing	Stick (SMAW)
Maintenance/Repair	TIG (GTAW)
Pressure Tank/Vessel Fabrication	Flux Cored (FCAW)
Pipe Welding	Air Carbon Arc Cutting and Gouging (CAC-A)
Shipbuilding	Submerged Arc (SAW)
Refineries and Foundries	
Railcar Manufacturing	
Earth-Moving Equipment	
Manufacturing	

HOT-START™

Easy to start difficult Stick electrodes such as E-6010 and E-7018.

COMPATIBLE WITH INSIGHT CORE™

Simple internet-based welding information solution.

3 YEAR WARRANTY

For details, refer to Miller's True Blue warranty statement.



RATED OUTPUT	AMP/VOLT RANGE	INPUT AT RATED OUTPUT, 50/60 Hz			DIMENSIONS (MM)	WEIGHT
		400 V 3P	kVA	kW		
450 A at 38 V, (36.5 V for CE Model) 100% Duty Cycle	20 - 565 A in CC Mode	46	31.4	22	H: 762 Including Lift Eye W: 585	192kg
450 A at 38 V, (36.5 V for CE Model) 100% Duty Cycle	10 - 38 V in CV Mode	51	35.3	22.3	D: 966 Including Strain Relief	



Dimension 812

« SELECTION CHART

Part No: MR907361

Part No: MR907361-1 [with VRD]



DC MULTI-PROCESS CAPABILITY

Provides versatility and outstanding arc performance in CV (MIG) and CC (Stick, TIG, CAC-A).

INTERNAL DIGITAL VOLTAGE CONTROL (DVC)

Enables operator to pre-set weld Voltage in the CV mode prior to welding.

BUILT-IN ARC CONTROL

Allows the operator to get in tight without sticking the electrode. An electrode compensation circuit ensures consistent arc control performance regardless of the electrode size.

HOT-START™

Easy to start difficult Stick electrodes such as E-6010 and E-7018.

FAN-ON-DEMAND™

Power source cooling system operates only when needed - reducing noise, energy use and the amount of contaminants pulled through the machine.

REMOTE VOLTAGE CONTROL

Allows operator to change Voltage from feeder.

LINE VOLTAGE COMPENSATION

Ensures consistent weld performance by keeping output power constant even if primary input power varies by ±10%.

14-PIN RECEPTACLE

Provides quick, direct connection to Miller 14-pin wirefeeders and accessories.

ENCLOSED CIRCUIT BOARDS

Provides additional protection from contaminants resulting in longer service life.

PC BOARD PROTECTION

Prevents the wire feeder power or other stray Voltages (less than 115 VAC) from harming the power source PC board.

COMPATIBLE WITH INSIGHT CORE™

Simple internet-based welding information solution.

3 YEAR WARRANTY

For details, refer to Miller's True Blue warranty statement.

APPLICATIONS	PROCESSES
Fabrication and Construction	MIG (GMAW)
Heavy Manufacturing	Stick (SMAW)
Maintenance/Repair	TIG (GTAW)
Pressure Tank/Vessel Fabrication	Flux Cored (FCAW)
Pipe Welding	Air Carbon Arc Cutting and Gouging (CAC-A)
Shipbuilding	Submerged Arc (SAW)
Refineries and Foundries	
Railcar Manufacturing	
Earth-Moving Equipment Manufacturing	



RATED OUTPUT	AMP/VOLT RANGE	INPUT AT RATED OUTPUT, 50/60 Hz			DIMENSIONS (MM)	WEIGHT
		400 V 3P	kVA	kW		
650 A at 44 V, 100% Duty Cycle	50 - 815 A in CC Mode	73	50	34.8	H: 762 Including Lift Eye W: 585 D: 966 Including Strain Relief	247kg



“

You've got to get the right machine for the right job for the right purpose, and Miller definitely has that.

Ben Quinlan – Gregory Fabrications

”



Watch the full video testimonial at welding.com.au




PipeWorx Welding System

Part No: MR907534



Designed & Optimised for Pipe Fabrication Shops.



SINGLE SYSTEM DESIGN

One machine designed to perform all your pipe welding needs.

WIND TUNNEL TECHNOLOGY™

Protects electrical components and PC boards from contamination.

FAN-ON-DEMAND™

The cooling system operates only when needed, reducing noise, energy use and the amount of contaminants pulled through machine.

MULTI-PROCESS MACHINE

> Weld processes are optimised to deliver superior arc performance and stability specifically for root pass, fill and cap pipe welding.

> Includes conventional Stick, DC TIG (Lift-Arc or HF Start), Flux-Cored and MIG welding processes.

> Advanced RMD® and Pulsed MIG processes deliver superior quality welds, increase productivity, and reduce rework and training.

PipeWorx Welding System image shown with optional accessories.



« SELECTION CHART



SIMPLE PROCESS SET-UP

- > Clearly labelled controls in easy-to-understand welder terminology.
- > Requires just a few basic steps to set up a new weld process, resulting in less training time and minimising errors from incorrect setups.
- > The front panel was designed by welders for welders. Only backlit controls are adjustable to eliminate confusion.
- > Memory feature stores four programs for each selection: Stick, DC TIG, and MIG (left and right side of feeder). Beneficial when using multiple procedures, multiple process parameters or multiple welders and eliminates the need to remember parameters.

SINGLE OR DUAL WIREFEEDER AVAILABLE

With simple operator interface. Wirefeed speeds up to 780 IPM.

STREAMLINED SYSTEM

- > Wind Tunnel Technology™ and Fan-On-Demand™ provide system protection in the dusty shop environment.
- > Innovative cable and gun storage manages clutter for a cleaner, organised weld-cell area. Cables remain connected to the power source and do not need to be switched for the different welding processes.
- > All system components have been selected to meet the needs of a pipe fabrication shop.

COMPATIBLE WITH INSIGHT PIPE & VESSEL™

- Powerful pipe documentation solution.
- > Delivers total traceability for pipe spool fabrication
 - > Automatically records parameters by weld pass
 - > Relates welds to specific contract/spool/joint
 - > Reports operator amps, volts wire feed speed and heat input

QUICK PROCESS CHANGEOVER

- > No need to manually switch polarity or cables and hoses between processes. Simply push a process selection button to choose a welding process. PipeWorx ‘Quick-Select’ technology automatically selects the welding process, the correct polarity, cable outputs and welding parameters.
- > Quick process changeover eliminates set-up time for switching cables and gas hoses. Also, reduces the risk of weld reworks due to incorrect cable connection.

3 YEAR WARRANTY

For details, refer to Miller’s True Blue warranty statement.

APPLICATIONS

- Process Piping
- Refinery
- Petrochemical
- Power
- HVAC and Water Pipe

PROCESSES

- Stick (SMAW)
- DC TIG (GTAW)
- MIG (GMAW)
- MIG RMD® (GMAW MSC)
- Pulsed MIG (GMAW-P)
- Flux Cored (FCAW)

WELDING MODE	RATED OUTPUT	AMPERAGE VOLTAGE RANGE	INPUT AT RATED LOAD OUTPUT, 50/60Hz	kVA (400 V)	kW (400 V)	DIMENSIONS (MM)	WEIGHT
			400 V 3P				
CC: Stick	350 A at 36 V, 100% Duty Cycle	40 - 350 A	25.5	17.8	16.5	H: 711 W: 495 D: 806 (Power Source Only)	102kg (Power Source Only)
CC: DC TIG	350 A at 24 V, 100% Duty Cycle	10 - 350 A	18.1	12.5	9.8		
CV: MIG/Flux Cored	400 A at 34 V, 100% Duty Cycle	10 - 44 V	25.7	18.0	15.6		



PipeWorx 350 FieldPro™

Part No: MR907633 PipeWorx 350 FieldPro™

Part No: MR301177 FieldPro™ Smart Feeder

Part No: MR301176 FieldPro™ Remote



Best in Class Productivity.



AUTO-LINE™ POWER MANAGEMENT

Automatically compensates for various input Voltage. Suits job site and generator power. Keeps welding output constant even if input power varies by ±10%. Single or 3 phase.

EASY TO USE

- The PipeWorx 350 FieldPro™ is streamlined and simplified to reduce setup time and potential weld defects. Push button process changeover eliminates the need for swapping cables.
- The robust design will withstand harsh environments common in the field.

SUPERIOR ARC PERFORMANCE

- The optimized Stick and TIG performance specifically meets the needs of open root pipe welding and helps reduce training time and increases quality.
- Starts maintain root opening and prepared edge and stops limit arc marks outside of the heat-affected zone.

COMPLETE REMOTE CONTROL

- The FieldPro™ Remote provides all the same functionality of the PipeWorx 350 FieldPro™ hundreds of feet from the power source, including process changeover, and Amperage adjustment with no special cables.
- Connect the FieldPro™ Remote in line with the electrode holder or TIG torch with standard welding cables and have complete remote control.





« SELECTION CHART



COMPLETE CONTROL AT THE WELD JOINT

- > FieldPro™ Remote reduces weld defects by automatically setting correct polarity for each welding process — without the need to manually swap cables.
- > Eliminates the need to “get by” with less than optimal settings without control cables, and allows for easy setup of a new weld process with the touch of a button.
- > Total remote control of welding processes and parameters improves safety by limiting job site movement and reducing slip, trip and fall hazards.

SIMPLIFIED CABLE MANAGEMENT

- > Save time by eliminating the need to trace cables back to change welding parameters and processes.
- > No control cables to string and manage on the job site.

ARC PERFORMANCE OPTIMISED FOR CRITICAL PIPE WELDING

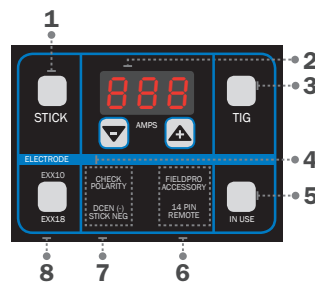
- > Industry-leading arc performance like the PipeWorx 400 Welding System, but in a field-ready package.
- > True multi-process system provides conventional Stick, TIG, FCAW, and MIG welding as well as the advanced technologies of RMD and Pulse.
- > Smart Feeder delivers excellent RMD and Pulse welding up to 60 metres away from the power source with no control cables.
- > RMD and Pulse processes also help reduce weld failures and eliminate backing gas on some stainless and chrome-moly applications.

VRD TO CAT C AS1674.2

3 YEAR WARRANTY

For details, refer to Miller’s True Blue warranty statement.

APPLICATIONS	PROCESSES
Process Piping	Stick (SMAW)
Refinery	DC TIG (GTAW)
Petrochemical	MIG (GMAW)
Power	MIG RMD® (GMAW MSC)
HVAC and Water Pipe	Pulsed MIG (GMAW-P)
	Flux Cored (FCAW)
	Air Carbon Arc (CAC-A)
	Cutting and Gouging



FIELDPRO REMOTE

1. Stick Process Selection Button
2. Digital Meter
3. TIG Process Selection Button
4. Amperage Output Adjustment
5. In Use Indicator
6. Remote Indicators
7. In Use Indicator
8. Stick Electrode Type Selection

INPUT POWER	RATED OUTPUT	VOLTAGE RANGE IN CV MODE	AMPERAGE RANGE IN CC MODE	MAX OPEN CIRCUIT VOLTAGE	RMS INPUT AT RATED LOAD OUTPUT, 50/60 Hz, 3-PHASE AT NEMALOAD VOLTAGES & CLASS 1 RATING			kVA	kW	DIMENSIONS (MM)	WEIGHT
					230 V 1P	460 V	575 V				
3 Phase	350 A at 34 V, 60% Duty Cycle	10 - 44 V	10 - 350 A	75 V	36.1	17.8	14.1	15.0	14.4	H: 432 W: 305	43.1kg
1 Phase	300 A at 32 V, 60% Duty Cycle				54.6	25.4	19.9	11.7	11.2	D: 559	



Induction Heating

**APPLICATIONS THAT WOULD
TYPICALLY REQUIRE HOURS TO
HEAT CAN BE DONE IN MINUTES
WITH INDUCTION HEATING.**


Wood Group PSN saved \$1 million in contracting fees, nearly 150 working hours, and delivered improved safety outcomes, thanks to the Miller Pro Heat 35 Induction Heating system and the training and support from WIA.



Read the full
Wood Group PSN
testimonial at
welding.com.au.



Heating Induction Explained




INDUCTION HEATING INDUCES HEAT ELECTROMAGNETICALLY INSTEAD OF USING CONVENTIONAL HEATING ELEMENTS.

Heat is induced in the part by subjecting it to a high frequency magnetic field, creating eddy currents, activating the parts molecules and generating heat.

While resistance heating heats the surface of the part, the induction heating process heats within the part. The depth of heating depends on the frequency used. High frequency heats closer to the surface, while a lower frequency penetrates deeper into the part – allowing efficient heating of thicker parts.

Applications typically requiring hours to heat can be done in minutes with induction heating.





**REDUCE
PRE-HEATING
TIME BY UP TO
75%**

With the Miller Pro-Heat, a part can be brought to temperature in a fraction of the time, compared to traditional flame and resistance heating processes. It also holds the part at the specified temperature. It can be programmed to hold and soak for a specified period of time.

Pre-heat time can be reduced by up to 75%. To put this in perspective, companies using the Pro-Heat have reduced pre-heating time from over two hours to just 30 minutes.

Benefits of Induction Heating

1. BOOSTS PRODUCTIVITY

Induction heating offers a much faster time to temperature. The part reaches the desired temperature in a significantly shorter time compared to traditional flame and resistance heating processes, allowing the job to get done faster.

2. IMPROVED SAFETY

Induction heating is a much safer heating process as there is no exposure to open flames or electrical resistance wires and less exposure to fumes compared to flame heating.

4. REDUCE COSTS

The faster heating time reduces costs due to less labour time, Plus there is no fuel costs or expensive ongoing inspection or audit costs associated with the induction heating process.

3. UNIFORM HEATING

Heating is maintained along and through the heat zone by using induction to heat within the material.

5. EASY TO SET UP

Compared to resistance heating, induction heating is easy to set up and pull down, making it versatile to go from job to job. Plus, it offers the flexibility to fit a variety of pipe diameters and plate lengths. Various induction cable configurations can be adapted to suit your specific application.

6. ON-BOARD DIAGNOSTICS

In-built diagnostics enables operating parameters to be available at the touch of a button and offers operator tutoring. On-board temperature control provides for manual or temperature based programming in a simple-to-learn operator interface.



Pro-Heat™ 35

Part No: MR907432



Weld Pre-Heating & Stress Relieving.



*Image shows Water Cooled set up example.

MULTIPLE OUTPUTS

Provides two insulated connectors for air-cooled blankets or liquid-cooled cables.

LOW CONSUMABLE COSTS

No fuel costs and minimal insulation costs. Insulation is reusable and may be used 50 times or more, reducing cost of disposal and replacement.

ON-BOARD TEMPERATURE CONTROL

Provides for manual or temperature-based programming in a simple-to-learn operator interface.

MULTIPLE CONTROL THERMOCOUPLE INPUTS

Control on the hottest TC during heating and coolest TC during cooling for uniform heating and quality.

OPEN OUTPUT DETECTION

Prevents system operation without a covered output receptacle (cable or protective plug).

CABLE IDENTIFICATION SYSTEM

Knows the type of cable attached and limits output to protect cables and blankets.

TIME-TO-TEMPERATURE

Faster than conventional processes due to the method of applying the heat, reducing heating cycle time.

IMPROVED AND SAFER WORKING ENVIRONMENT

Welders are not exposed to open flame, explosive gases and hot elements associated with fuel gas heating and resistance heating.

EASY SET-UP

Achieved using preheat blankets or flexible heating cables combined with user-friendly insulation blankets. Easy to install primary power through panel that does not require removal of sheet metal.

1 YEAR WARRANTY

For details, refer to Miller's True Blue warranty statement.



3
Phase



APPLICATIONS

Transmission Pipeline – Construction/Repair
Power Piping – Construction/Repair
Shipbuilding
Drill Pipe Manufacturing

Pipe Fabrication Shops
Petrochemical – Construction/Repair
Mining Equipment Maintenance
Shrink Fit

LIQUID COOLED PACKAGE OPTION

The Pro-Heat™ 35 Liquid-Cooled Induction Heating System provides a highly versatile tool for preheating, stress relieving, hydrogen bake out, and post weld heat treat in a variety of pipe diameters and even flat plate.

- > In general, shorter cables are used for smaller diameter pipes and are easier to handle and set-up. Longer cables are used for larger diameter pipes or small pressure vessels and tanks.
- > Great for pre-heat application on geometrics that prevent use of air-cooled blankets.

AIR COOLED PACKAGE OPTION

The Pro-Heat™ 35 Air-Cooled Induction Heating System is specifically designed for preheating applications up to 204°C.

- > Air-cooled blankets are available for pipe diameters from 20-152 cm or in the case of plate, the lengths are 1-5.2m.
- > The blankets easily conform to circular and flat parts and install in a matter of seconds.
- > Manufactured from durable high-temperature materials, flexible induction blankets are designed to withstand the tough conditions in both industrial and construction applications.



INPUT POWER	OUTPUT FREQUENCY	RATED OUTPUT	INPUT AMPS AT RATED OUTPUT	KVA/KW AT RATED OUTPUT	DIMENSIONS (MM)	WEIGHT
400 - 460 V, 3 Phase 50/60 Hz CE	5 - 30 kHz	35 kW at 100% Duty Cycle	60 A, 400 V	39/37	H: 669 W: 552 D: 933	103kg




Rolling Inductor

Part No: MR301117 Includes 9.1m liquid cooled output cable, thermocouple extension and cable cover (not shown)

The Rolling Inductor.

COUPLED WITH THE PRO-HEAT™, THE ROLLING INDUCTOR ALLOWS FOR ROTATING PARTS TO BE HEATED SAFELY, QUICKLY & EFFICIENTLY.



*Image shows Water Cooled set up example.



3
Phase



OPTIMAL CONSISTENCY & QUALITY

Designed to evenly distribute heat into the work piece, eliminating the inconsistencies and quality issues associated with open-flame-torch heating methods. Travel Detect system (optional) helps to ensure proper heating by folding back or shutting off output if limited or no movement is detected.

IMPROVED SAFETY

Eliminates open flames reducing burn and explosive gas hazards. Direct heat transfer results in a cooler shop environment that reduces operator fatigue and improves work conditions.

EASY TO USE

Simple to set up and operate. Flexible and portable to fit a wide range of heating applications on pipe, plate and other moving parts.

INFRARED TEMPERATURE SENSOR [OPTIONAL]

Eliminate the need for constant manual monitoring. The infrared temperature sensor can read the temperature of a moving part. Set the desired pre-heat temperature and the system will quickly heat to that temperature and hold it. The sensor can read from 100-400 degrees C. Requires connection box.

MAXIMUM PRODUCTIVITY

Easy setup, quick time to temperature, and continuous heating increases productivity while reducing consumable costs and labour expenses. Portable to fit a wide range of heating applications on pipe, plate and other moving parts.

1 YEAR WARRANTY

For details, refer to Miller's True Blue warranty statement.

OPTIONAL EXTRAS

- Mounting Arm (shown in rolling inductor image) P/N MR301119
- Travel Select System (shown in rolling inductor image) P/N MR301183
- Infrared Temperature Sensor P/N MR301149

APPLICATIONS

- Process Piping
- Refinery
- Petrochemical
- Power Piping
- Pressure Vessels

Watch the YouTube Video >



Watch the YouTube Video to understand the benefits of the combination of the Pro-Heat 35 and Rolling Inductor.

RATED OUTPUT	AMBIENT TEMPERATURE RANGE		MAX PART PREHEAT TEMPERATURE	REQUIRED COOLER	DIMENSIONS (MM)	WEIGHT
	STORAGE	USAGE				
300 Amps at 100% Duty Cycle	-40° C to 82° C	0° C to 60° C	315° C	Required Cooler (#MR195406)	H: 133 W: 168 (260 with Wheel) D: 203	18.1kg 19.7kg with Travel Detect System

NOTE: A dual rolling inductor setup may require additional cooling capacity. Consult with WIA for application specific details.
*NOTICE - Part temperatures above 315° C may damage the Rolling Inductor and/or shorten its life.



Wirefeeders

FOR PRECISE WIREFEEDING.

Selection Chart

PRODUCT	PROCESS											WIRE SIZE SOLID	WIRE SIZE FLUX CORED	TYPICAL APPLICATIONS
	MIG	MIG PULSE	PORTABLE	POWER REQ	SOLID WIRE	FLUX CORED	ALUM	METERS	2 ROLL FEED	4 ROLL FEED				
Weldmatic W64	●		●	CV	●	●	●			●		0.6 - 1.6mm	0.9 - 1.6mm	Construction, Fabrication, Mining, Maintenance
Weldmatic W65	●		●	CV	●	●	●			●		0.9 - 1.6mm	0.9 - 1.6mm	Construction, Fabrication, Mining, Maintenance
Weldmatic W66	●		●	CV	●	●	●			●		0.6 - 1.6mm	0.9 - 1.6mm	Construction, Fabrication, Mining, Maintenance
Suitcase X-Treme 12VS	●	○	●	CC/CV	●	●	○	●	●			0.6 - 1.6mm	0.9 - 2.0mm	Construction, Fabrication, Mining, Maintenance
Suitcase 12RC	●	○	●	CV	●	●	○	●	●			0.6 - 1.6mm	0.9 - 2.0mm	Construction, Fabrication, Mining, Maintenance
22A	●	○		CV	●	●	○	*	●			0.6 - 1.6mm	0.9 - 2.0mm	Construction, Fabrication, Mining, Maintenance
24A	●	○		CV	●	●	○			●		0.6 - 1.6mm	0.9 - 2.4mm	Construction, Fabrication, Mining, Maintenance
70 Series	●	○		CV	●	●	○	*		●		0.9 - 1.6mm	1.2 - 2.8mm	Construction, Fabrication, Mining, Maintenance
74 MPa Plus	●	●		CV	●	●	●	●		●		0.9 - 1.6mm	1.2 - 2.8mm	Construction, Marine, Fabrication, Mining, Maintenance

Capability ● Designed for this process ○ Capable of this process * Optional



Weldmatic W64

« SELECTION CHART

Part No: WFL014

4 ROLL DRIVE WIREFEEDER. SUITS WELDMATIC 270, 356, 396 & FABRICATOR.

4 ROLL DRIVE 50W MOTOR

Provides a consistent, strong drive for a variety of wires.

HEAVY DUTY 4 ROLL DRIVE

System has larger, stronger drive gears and ball bearings on drive rollers and shafts.

HIGH & LOW SPEED RANGE

Provides 1 to 10m/min or 8 to 20m/min speed, giving finer control of wire speed – particularly useful at lower Voltage settings.

ARC START CONTROL

Allows starting response to be fine-tuned to weld conditions.

CREEP START MODE

Provides slow wire speed until weld starts - ideal for aluminium starts.

PURGE

Allows gas line to be purged, without feeding wire.

INCH

Allows wire to be fed without wasting gas.

LATCH

Provides gun switch trigger to start and then again to stop, reducing operator fatigue on long welds.

PRE GAS

Allows gas to flow before weld starts.

POST GAS

Allows gas to continue flowing after weld has finished.

SPOT TIME

Provides short weld times for repetitive spot welds.

BURNBACK

Controls how far the wire burns back to the tip on completion of the welding operation.



SUPPLY VOLTAGE	RATED SUPPLY CURRENT	CIRCUIT BREAKER CURRENT	PRE-GAS RANGE	START SPEED	SPOOL SIZES	WIRE SPEED RANGE	WIRE SIZE RANGE
32 Vac - (From Welding Source)	5 Amps	5 Amps	0 - 2 Seconds	Start or Creep (Switchable)	5kg, 15kg	0 - 10 metres per min low speed range 8 - 20 metres per min high speed range	0.6mm - 1.6mm Diameter



Weldmatic W65

« SELECTION CHART

Part No: WFL015



SUITS WELDMATIC 350i & 500i.

4 ROLL DRIVE 80W MOTOR

Provides a consistent, strong drive for a variety of wires.

HEAVY DUTY 4 ROLL DRIVE

System has improved large stronger drive gears and ball bearing on drive rollers and shafts.

HIGH & LOW SPEED RANGE

Provides 1 to 10m/min or 8 to 20m/min speed, giving finer control of wire speed – particularly useful at lower Voltage settings.

ARC START CONTROL

Allows starting response to be fine-tuned to weld conditions.

CREEP START MODE

Provides slow wire speed until weld starts - ideal for aluminium starts.

PURGE

Allows gas line to be purged, without feeding wire.

INCH

Allows wire to be fed without wasting gas.

VARIABLE VOLTAGE CONTROL

For variable arc control over the whole operating range, from short arc to full spray transfer.

LATCH

Press and release gun switch trigger to start and then again to stop, reducing operator fatigue on long welds.

PRE GAS

Allows gas to flow before weld starts.

POST GAS


Allows gas to continue flowing after weld has finished.

SPOT TIME

Provides short weld times for repetitive spot welds.

BURNBACK

Controls how far the wire burns back to the tip on completion of the welding operation.



SUPPLY VOLTAGE	RATED SUPPLY CURRENT	PRE-GAS RANGE	START SPEED	SPOOL SIZES	WIRE SPEED RANGE	WIRE SIZE RANGE	DRIVE ROLL
32 Vac - (From Welding Source)	5 Amps	0 - 2 Seconds	Start or Creep (Switchable)	5kg, 15kg	0 - 10 metres per min low speed range 8 - 20 metres per min high speed range	0.9mm - 1.6mm Diameter	0.9/1.2 & 1.2/1.6mm V Groove 0.9/1.2 & 1.2/1.6mm Knurled



Weldmatic W66

« SELECTION CHART

Part No: WFL016

SUITS WELDMATIC 350i & 500i.

4 ROLL DRIVE 50W MOTOR

Provides a consistent, strong drive for a variety of wires.

HEAVY DUTY 4 ROLL DRIVE

Heavy Duty 4 Roll Drive System has improved large stronger drive gears and ball bearing on drive rollers and shafts.

HIGH & LOW SPEED RANGE

Provides 1 to 10m/min or 8 to 20m/min speed, giving finer control of wire speed – particularly useful at lower Voltage settings.

ARC START CONTROL

Allows starting response to be fine-tuned to weld conditions.

CREEP START MODE

Provides slow wire speed until weld starts - ideal for aluminium starts.

PURGE

Allows gas line to be purged, without feeding wire.

LATCH

Press and release gun switch trigger to start and then again to stop, reducing operator fatigue on long welds.

INCH

Allows wire to be fed without wasting gas.

VARIABLE VOLTAGE CONTROL

For variable arc control over the whole operating range, from short arc to full spray transfer.

PRE GAS

Allows gas to flow before weld starts.

POST GAS

Allows gas to continue flowing after weld has finished.

SPOT TIME


Provides short weld times for repetitive spot welds.

BURNBACK

Controls how far the wire burns back to the tip on completion of the welding operation.



3 YEAR
GOLD SHIELD
WARRANTY



SUPPLY VOLTAGE	RATED SUPPLY CURRENT	PRE-GAS RANGE	START SPEED	SPOOL SIZES	WIRE SPEED RANGE	WIRE SIZE RANGE	DRIVE ROLLS
32 Vac - (From Welding Source)	5 Amps	0 - 2 Seconds	Start or Creep (Switchable)	5kg, 15kg	0 - 10 metres per min low speed range 8 - 20 metres per min high speed range	0.6mm - 1.6mm Diameter	0.9/1.2mm V Groove 0.9/1.2mm Knurled

70 Series

« SELECTION CHART

Part No: MR300616 [S-74S Standard]

Part No: MR300617 [S-74D Digital]

Part No: MR300618 [S-74DX Digital]*

Part No: MR300620 [D-74D Digital Dual]*



S MODELS (BASIC 70 SERIES FEEDERS)

- > Wire speed control.
- > Factory-set run-in control for improved arc starts.
- > 24 VDC high-torque, permanent-magnet motor.
- > Quick-release, drive-roll pressure adjustment arm allows drive roll change without losing spring preload setting.
- > Solid-state speed control and brake circuit for increased service life.
- > Floating positive drive systems provide trouble-free feeding on a variety of wires.

D MODELS ADD THE FOLLOWING FEATURES

- > Digital meters for easy viewing of the wire feed speed and Voltage.
- > Remote Voltage control allows operator to set Voltage at the wire feeder without having to go back to the power source.
- > Tachometer feedback to help keep wire feed speed accurate.

DX MODELS ADD THE FOLLOWING FEATURES

- > Four weld programs allow the operators to store four independent welding parameters reducing welding setup time (four programs available per side on dual feeder).
- > Adjustable run-in control for improved arc starts.
- > Adjustable weld sequence control gives operator complete control of the welding parameters: pre-flow, run-in, weld time, crater, burn-back and post-flow.

- > Welding process range control locks parameters at a set percentage of welding parameters to ensure welding procedures and quality standards are maintained on the shop floor.
- > Dual schedule allows operator to switch between two welding parameters without readjusting the machine, eliminating downtime and enhancing quality.



* Indent only

WELDING MODE	INPUT POWER	WIRE SPEED	ELECTRODE WIRE DIAMETER CAPACITY	DIMENSIONS (MM)	WEIGHT
CV/DC	24 VAC, 10 A, 50/60 Hz	1.3 - 19.8m/min	Solid Wire: 0.9 - 1.6mm Flux Cored: 1.2 - 2.8mm	S-74 Single: H: 356 W: 318 D: 711 D-74 Dual: H: 356 W: 533 D: 889	S-74 Single: 26kg S-74 D-74 Dual: 39.5kg

74 MPa Plus

Part No: MR300577

« SELECTION CHART



MPA PLUS WIREFEEDERS OFFER THE BENEFITS OF THE STANDARD S, D & DX MODELS, PLUS EVEN MORE.

ALUMINATION™ TECHNOLOGY

- > Aluminatation™ technology gives you the ability to use the extended reach of a push-pull system for consistent, versatile and dependable aluminium wire feeding.
- > Aluminatation™ gives you the versatility to handle whatever aluminium welding job you want to tackle.

SYNERGIC PULSED MIG

- > Synergic Pulsed MIG operation when optimized with the XMT MPa power supplies.
- > Provides communication between the power source, feeder and gun.
- > As wire speed increases/ decreases, the pulse parameters also increase/ decrease to match the right amount of power needed.

TRIGGER SCHEDULE SELECT

- > Trigger schedule select allows the operator to select the alternative schedule by quickly tapping the gun trigger when not welding.
- > When optimized with the XMT MPa power supply the operator can also switch from MIG to Pulsed MIG.

PROFILE PULSE™

- > Profile Pulse™ provides TIG appearance with MIG simplicity and productivity.
- > Achieve “stacked dime” weld bead appearance without back-stepping.
- > Profile Pulse™ frequency can be changed to increase or decrease the spacing between the ripple pattern to achieve the desired weld appearance.



INPUT POWER	WIRE SPEED	ELECTRODE WIRE DIAMETER CAPACITY	DIMENSIONS (MM)	WEIGHT
CV/DC	1.3 - 19.8m/min	Solid Wire: 0.9 - 1.6mm Flux Cored: 1.2 - 2.8mm	H: 356 W: 533 D: 889	39.5kg



22A & 24A

« SELECTION CHART

Part No: MR300615



GEAR-DRIVEN DRIVE ROLLS

Smooth, positive and accurate wire feed with long, uninterrupted service life. 24A has four drive rolls for larger wire diameters.

WIRE FEED SPEED RANGE

75 -750 IPM! This offers a wider operating range than the competition.

TRIGGER HOLD CONTROL

Allows operator to make long extended welds without having to hold gun trigger.

ON-BOARD BURN-BACK & MOTOR RAMP CONTROL

Offers unmatched starting and stopping performance on a variety of power sources. This helps to ensure positive arc starting performance.

16-GAUGE SHEET METAL HOUSING

Robust in rough service applications and less prone to damage.

REMOTE VOLTAGE CONTROL IS OPTIONAL ON 22A & 24A

Parameter adjustments can be made in weld cell or at a remote location.

RUN-IN STANDARD ON 24A

For better arc-starting performance on a variety of wires.



MODEL	INPUT POWER	WIRE SPEED	ELECTRODE WIRE DIAMETER CAPACITY	DIM. (MM)	WEIGHT
22A	24 VAC, 7 A, 50/60 Hz	75 -750 IPM (1.9 -19 m/min.)	.023 - 5/64 in. (0.6 - 2.0 mm)	H: 279	15.4kg
24A		.023 - 3/32 in. (0.6 - 2.4 mm)		W: 273 D: 597	18kg

Suitcase 12RC

Part No: MR300663004



ERGONOMICALLY SOUND, LIGHTWEIGHT, MODULAR DESIGN

Well balanced, and allows improved mobility and ease of carrying to remote welding sites.

TOTALLY ENCLOSED, IMPACT RESISTANT, FLAME-RETARDANT CASE

Provides strength and durability, and protects components and welding wire from moisture, dust and other contaminants.

DRIVE ROLL ACCESSIBILITY

Makes it easy to install wire, adjust tension and change drive rolls.

BUILT TO LAST IN HARSH INDUSTRIAL ENVIRONMENTS




WELD. MODE	INPUT POWER	WIRE SPEED	ELECTRODE WIRE DIAMETER CAPACITY	DIMENSIONS (MM)	WEIGHT
CV/DC	24 VAC, 10 A, 50/60 Hz	1.9 - 17.8m/min	Solid Wire: 0.6 - 1.6mm Flux Cored: 0.9 - 2.0mm	H: 394 W: 229 D: 533	11.6kg

Suitcase[®] X-Treme[™] 12VS

Part No: MR300876

Taking Portable Welding to the Extreme!



SCALED WIRE PRESSURE KNOB

- Provides easy adjustment and consistent pressure on the drive rolls and wire.
- The wire drive and motor assembly is specifically designed for mobile welding applications to provide smooth and consistent wire delivery.

NEW WIRE DELIVERY SYSTEM

Bends wire over a large radius and applies just the right amount of force to ensure consistent feeding.

ULTRA-LOW DRAG INLET GUIDE PINS

- Makes loading the wire easy and does not deform the wire on the way into the drive rolls. Simply thread the wire through the pins and into drive rolls.
- There are two ways to advance the wire through the drive roll and into the gun.
- Either open the pressure arm and thread the wire into the grooves in the drive roll and on into the gun inlet or place the wire between the pins and use the jog/purge switch to advance the wire through the drive roll.

« SELECTION CHART



CONSISTENT WIREFEED

- > Provides wire feed speed that is accurate and consistent from the start of the weld to the finish, and from one weld to the next.
- > Consistent wire feed speed is very important with large-diameter cored wire, because small changes in wire feed speed make large changes in deposition rates.

EXCELLENT STARTS

Superior arc performance for all types and sizes of wires, whether using CV or CC power supply.

HIGHER DUTY CYCLE

Longer welding periods suitable for higher Amperage applications due to the heavy duty contactor rated at 425 Amps at 60%.

SUPERIOR LOW END PERFORMANCE

Excellent arc performance and welding characteristics when welding at lower currents, either with small wire sizes or out of position applications.

QUICK SET-UP & REVIEW

Operator friendly adjustments including easy to read digital Amp and Volt meters.

OPERATOR CONVENIENCE

Packed with features at your fingertips - including emergency isolation on/off switch, trigger hold, gas purge and wire inch.

APPLICATIONS
Construction
Shipbuilding
Heavy Manufacturing
Rental

QUICK CHANGE ROLLERS

No tools required due to Miller's patented quick lock hub system providing the operator quick and easy drive roller change when switching between wire sizes.

BUILT TO LAST IN HARSH ENVIRONMENTS

The plastic case design, potted PC board and double-filtered gas valve ensure Suitcase withstands the harshest industrial environments.

PROCESSES
MIG (GMAW)
Flux Cored (FCAW)
Pulsed MIG (GMAW-P)

IMPROVED WELD QUALITY

Wire drive with tachometer control improves weld feed speed accuracy and consistency to make it easier to produce quality welds.

3 YEAR WARRANTY

For details, refer to Miller's True Blue warranty statement.

WELDING MODE	INPUT WELDING CIRCUIT RATING	WIRE SPEED	ELECTRODE WIRE DIAMETER CAPACITY	MAX SPOOL SIZE CAPACITY	DIMENSIONS (MM)	WEIGHT
CC or CV/DC	425 A at 60% Duty Cycle	1.3 - 19.8 m/min	Solid Wire: 0.6 - 1.4mm Flux Cored: 0.8 - 2.0mm	305mm diameter up to 20kg	H: 394 W: 229 D: 533	15.9kg



Filler Metals

**WELDING ELECTRODES, WIRES
& HARDFACING PRODUCTS.**



Electrodes

**HIGH PERFORMING WELDING
ELECTRODES DESIGNED FOR THE
NEEDS OF THE INDUSTRIAL USER.**

Austarc 12P



CLASSIFICATION:

- > AS/NZS 4855-B - E43 13 A
- > AWS A5.1: E6013

DESCRIPTION:

- > A popular, easy starting, smooth running, all positional mild steel general purpose electrode.
- > Austarc 12P has the extra arc force and fast freezing slag required for vertical down welds.

> With great operator appeal, it's the ideal general purpose choice for the 'one electrode' workshop.

TYPICAL APPLICATIONS:

Welding of general purpose structural steel, galvanised gates and fences, trailers, steel furniture and wrought iron.

TYPICAL ALL WELD METAL CHEMICAL ANALYSIS					
C	Mn	Si	P	S	Fe
0.07	0.52	0.32	0.013	0.006	Bal

TYPICAL ALL WELD METAL MECHANICAL ANALYSIS	
Yield Stress	450 MPa
Tensile Strength	500 MPa
Elongation	26%
CVN Impact Values	70J @ 0°C

ORDERING INFORMATION				
ELECTRODE SIZE (MM)	PACKAGING (KG)		APPROX NO OF RODS PER KG	PART NUMBER
	PACKET	CARTON		
2.0	2.5	12.5	100	12P20
2.5	2.5	12.5	64	12P25
3.2	5.0	15	31	12P32
4.0	5.0	15	21	12P40

FULL PALLET QUANTITY	
ELECTRODE SIZE (MM)	WEIGHT (KG)
2.0 & 2.5	975
3.2 & 4.0	900

Austarc 13S



CLASSIFICATION:

- > AS/NZS 4855-B - E43 13A
- > AWS A5.1: E6013

DESCRIPTION:

- > Austarc 13S is a popular blue and white striped mild steel general purpose electrode for welding in down hand and vertical up positions.
- > It has a soft and stable arc and produces flat, uniform fillet welds with ease and a self-peeling slag action.
- > Easy to use for less experienced operators.

TYPICAL APPLICATIONS:

Structural welding of sheet and plate steel (galvanised or otherwise) and tubular sections, including trailers, duct work, hoppers and storage tanks iron.



TYPICAL ALL WELD METAL CHEMICAL ANALYSIS					
C	Mn	Si	P	S	Fe
0.07	0.48	0.41	0.016	0.005	Bal

TYPICAL ALL WELD METAL MECHANICAL ANALYSIS	
Yield Stress	450 MPa
Tensile Strength	500 MPa
Elongation	26%
CVN Impact Values	60J @ 0°C

ORDERING INFORMATION				
ELECTRODE SIZE (MM)	PACKAGING (KG)		APPROX NO OF RODS PER KG	PART NUMBER
	PACKET	CARTON		
2.0	2.5	12.5	99	13S20
2.5	2.5	12.5	64	13S25
3.2	5.0	15	31	13S32
4.0	5.0	15	20	13S40

FULL PALLET QUANTITY	
ELECTRODE SIZE (MM)	WEIGHT (KG)
2.0 & 2.5	975
3.2 & 4.0	900

Austarc 16TC

CLASSIFICATION:

- > AS/NZS 4855-B - E49 16 A U H10
- > AWS A5.1: E7016 H8

DESCRIPTION:

- > Austarc 16TC is a smooth running, low hydrogen electrode, developed for all positional welding, using AC or DC power sources.
- > It has exceptional arc stability and weldability and delivers high quality weld deposits with reliable notch toughness to -40 °C.
- > Austarc 16TC is manufactured using a unique twin coating extrusion process, which means all the arc stabilising elements are concentrated in the inner coating. This delivers significantly improved arc stability and control for all applications.

TYPICAL APPLICATIONS:

- > The ideal hydrogen controlled electrode for welding carbon, carbon-manganese and low alloy high strength steels used in a multitude of critical and non-critical applications.
- > Typical applications include pipe welding, single sided weld joints, highly restrained joints, maintenance applications, buffer layer prior to hard surfacing build-up, structural steel and sub-zero temperature applications.

TYPICAL ALL WELD METAL CHEMICAL ANALYSIS

C	Mn	Si	P	S	Fe
0.05	1.16	0.42	0.013	0.006	Bal

TYPICAL ALL WELD METAL MECHANICAL ANALYSIS

Yield Stress	460 MPa
Tensile Strength	560 MPa
Elongation	28%
CVN Impact Values	130J @ -20°C & 110J @ -40°C

ORDERING INFORMATION

ELECTRODE SIZE (MM)	PACKAGING (KG)		APPROX NO OF RODS PER KG	PART NUMBER
	PACKET	CARTON		
2.5	2.5	12.5	60	16TC25
3.2	5	15	29	16TC32
4.0	5	15	18	16TC40
5.0	5	15	10	16TC50

FULL PALLET QUANTITY

ELECTRODE SIZE (MM)	WEIGHT (KG)
2.5	975
3.2 & 4.0	900
5.0	810



Austarc 18TC

CLASSIFICATION:

- > AS/NZS 4855-B - E49 18-1 A U H5
- > AWS A5.1: E7018-1 H4R

DESCRIPTION:

> Austarc 18TC is an iron powder hydrogen controlled electrode used primarily on C-Mn and low alloy structural steels.

> The unique twin-coat design for 18 type low hydrogen electrode offers excellent AC arc stability and superb DC+ arc transfer, excellent re-strike,

reduced spatter level and extraordinary ease of use for out-of-position welding.

TYPICAL APPLICATIONS:

Oil and gas, pipe welding, structural steel construction, off-shore where Ni-alloying is prohibited, mining equipment, heavy girders and earth moving plant repair and maintenance.

TYPICAL ALL WELD METAL CHEMICAL ANALYSIS

C	Mn	Si	S	P	Fe
0.05	1.40	0.40	0.014	0.006	Bal

TYPICAL ALL WELD METAL MECHANICAL ANALYSIS

Yield Stress	406 MPa
Tensile Strength	540 MPa
Elongation	30%
CVN Impact Values	90J @ -50 °C

ORDERING INFORMATION

ELECTRODE SIZE (MM)	PACKAGING (KG)		APPROX NO OF RODS PER KG	PART NUMBER
	PACKET	CARTON		
2.5	2.2	11	52	18TC25
3.2	5	15	26	18TC32
4.0	5	15	17	18TC40

FULL PALLET QUANTITY

ELECTRODE SIZE (MM)	WEIGHT (KG)
2.5	858
3.2 & 4.0	900

Austarc 18TC Vac Pack

CLASSIFICATION

- > AS/NZS 4855-B - E49 18-1 A U H5
- > AWS A5.1: E7018-1H4R

DESCRIPTION & APPLICATION

> Austarc 18TC4R is an iron powder hydrogen controlled electrode used primarily on C-Mn and low alloy structural steels.

> The unique twin-coat design for 18 type low hydrogen electrode offers excellent AC arc stability and superb DC+ arc transfer, excellent re-strike, reduced spatter level and

extraordinary ease of use for out-of-position welding.

> This newly formulated electrode also meets the moisture resistance coating requirement and is available in vacuum packaging to provide factory fresh condition upon delivery.

TYPICAL APPLICATIONS

Oil and gas, pipe welding, structural steel construction, off-shore where Ni-alloying is prohibited, mining equipment, heavy girders and earth moving plant repair and maintenance.

TYPICAL ALL WELD METAL CHEMICAL ANALYSIS

C	Mn	Si	P	S	Fe
0.05	1.40	0.40	0.014	0.006	Bal

TYPICAL ALL WELD METAL MECHANICAL ANALYSIS

Yield Stress	406 MPa
Tensile Strength	540 MPa
Elongation	30%
CVN Impact Values	90J @ -50 °C

ORDERING INFORMATION

ELECTRODE SIZE (MM)	PACKAGING (KG)		APPROX NO OF RODS PER KG	PART NUMBER
	PACKET	CARTON		
2.5	2.0	8	45	18TCH4VP25
3.2	2.0	8	26	18TCH4VP32
4.0	2.0	8	17	18TCH4VP40

FULL PALLET QUANTITY

ELECTRODE SIZE (MM)	WEIGHT (KG)
2.5	640
3.2 & 4.0	640



Austarc 77

CLASSIFICATION:

- > AS/NZS 4855-B - E49 18-1 A U H5
- > AWS A5.1: E7018-1 H8

DESCRIPTION:

> Smooth running basic type iron powder electrode used for all positional welding except vertical down.

> This electrode is used where the highest standards are required. Weld features include high ductility, x-ray quality and sub zero temperature impact to -50 °C.

TYPICAL APPLICATIONS:

For critical welding applications including repair and maintenance of heavy plate and highly restrained work pieces such as penstocks, turbines, pressure vessels, heavy girders, earth moving plants etc.

TYPICAL ALL WELD METAL CHEMICAL ANALYSIS

C	Mn	Si	P	S	Fe
0.06	1.40	0.36	0.015	0.006	Bal

TYPICAL ALL WELD METAL MECHANICAL ANALYSIS

Yield Stress	455 MPa
Tensile Strength	534 MPa
Elongation	30%
CVN Impact Values	123J @ -50°C

ORDERING INFORMATION

ELECTRODE SIZE (MM)	PACKAGING (KG)		APPROX NO OF RODS PER KG	PART NUMBER
	PACKET	CARTON		
2.5	2.2	11	48	7725
3.2	5	15	25	7732
4.0	5	15	17	7740
5.0	5	15	9	7750

FULL PALLET QUANTITY

ELECTRODE SIZE (MM)	WEIGHT (KG)
2.5	858
3.2 & 4.0	900
5.0	810



Austarc 24

CLASSIFICATION:

- > AS/NZS 4855-B - E49 24 A
- > AWS A5.1: E7024

DESCRIPTION:

> Suited to long, heavy fillet and butt welding using the touch welding or 'short arc' technique and can be used on AC or DC power sources.

> It's instant arc initiation, high arc stability, and low spatter combines in an excellent fillet weld contour, edge washing and slag

release. It is recommended for high quality down hand welding of heavy sections where high deposition rates are required.

TYPICAL APPLICATIONS:

Tanks, structural frames, tractor, truck and trailer bodies, rolling stock, roof trusses etc.

TYPICAL ALL WELD METAL CHEMICAL ANALYSIS

C	Mn	Si	P	S	Fe
0.05	0.99	0.42	0.017	0.011	Bal

TYPICAL ALL WELD METAL MECHANICAL ANALYSIS

Yield Stress	416 MPa
Tensile Strength	510 MPa
Elongation	32%
CVN Impact Values	60J @ 0°C

ORDERING INFORMATION

ELECTRODE SIZE (MM)	PACKAGING (KG)		APPROX NO OF RODS PER KG	PART NUMBER
	PACKET	CARTON		
3.2	5	15	17	2432
4.0	5	15	12	2440
5.0	5	15	6	2450

FULL PALLET QUANTITY

ELECTRODE SIZE (MM)	WEIGHT (KG)
3.2 & 4.0	900
5.0	810



Austarc 11

CLASSIFICATION:

- > AS/NZS 4855-B - E43 11 A
- > AWS A5.1: E6011

DESCRIPTION:

> High cellulose electrode developed for all positional welding on both AC and DC current. It is particularly suited for vertical and incline pipe welding where complete root penetration is required.

TYPICAL APPLICATIONS:

Recommended for pipeline welding and storage tank construction where either the 'Stove Pipe' or 'Flick' techniques can be used to obtain full-root penetration in critical structural joints.

TYPICAL ALL WELD METAL CHEMICAL ANALYSIS

C	Mn	Si	P	S	Fe
0.12	0.82	0.20	0.012	0.008	Bal

TYPICAL ALL WELD METAL MECHANICAL ANALYSIS

Yield Stress	416 MPa
Tensile Strength	510 MPa
Elongation	32%
CVN Impact Values	70J @ -30°C

ORDERING INFORMATION

ELECTRODE SIZE (MM)	PACKAGING (KG)		APPROX NO OF RODS PER KG	PART NUMBER
	PACKET	CARTON		
2.5	2.5	12.5	66	1125
3.2	5	15	33	1132
4.0	5	15	21	1140
5.0	5	15	14	1150

FULL PALLET QUANTITY

ELECTRODE SIZE (MM)	WEIGHT (KG)
2.5	975
3.2 & 4.0	900
5.0	810



Staincord 309Mo-16

CLASSIFICATION:

- > AS/NZS 4854-B - ES309LMo-16
- > AWS A5.4: E309MoL-16

DESCRIPTION:

> Staincord 309Mo-16 is a Molybdenum bearing, highly alloyed 23Cr/12Ni/2.5Mo extra low carbon rutile type stainless steel electrode, exhibiting superior all positional (except vertical down) performance with an improved moisture resistant coating for weld metal of high radiographic integrity.

> The smooth arc action of Staincord 309Mo-16, together with low spatter and excellent slag control/detachability, promotes exceptional weld appearance and profile.

TYPICAL APPLICATIONS:

Suitable for welding of matching 309 and 309Mo base metals and a wide range of 300 and 400 series stainless steels to alloyed and non-alloyed dissimilar ferrous metal combinations.

TYPICAL ALL WELD METAL CHEMICAL ANALYSIS

C	Cr	Ni	Mo	Mn	Si	P	S	Cu
0.03	23.51	13.12	2.39	0.79	0.64	0.028	0.027	0.16

TYPICAL ALL WELD METAL MECHANICAL ANALYSIS

Yield Stress	400 MPa
Tensile Strength	670 MPa
Elongation	38%

ORDERING INFORMATION

ELECTRODE SIZE (MM)	PACKAGING (KG)		APPROX NO OF RODS PER KG	PART NUMBER
	PACKET	CARTON		
2.5	2.5	12.5	56	SC309M025
3.2	2.5	12.5	30	SC309M032

FULL PALLET QUANTITY

ELECTRODE SIZE (MM)	WEIGHT (KG)
2.5 & 3.2	900

Staincordin 316L-16

CLASSIFICATION:

- > AS/NZS 4854-B - ES316L-16
- > AWS A5.4: E316L-16

DESCRIPTION:

> Staincordin 316L-16 is a Molybdenum bearing, 19Cr/12Ni/2.5Mo extra low carbon, rutile type electrode exhibiting superior all positional (except vertical down) performance with an improved moisture resistant “Pink” flux coating for weld metal of high radiographic integrity.

> The smooth arc action of Staincordin 316L-16, together with low spatter and excellent slag control/detachability, promotes exceptional weld appearance and profile.

Other features include high arc stability and easy restriking on low Voltage AC welding machines.

TYPICAL APPLICATIONS:

Recommended for welding 316, 316L and common 300 series stainless steels such as 301, 302, 304 and 304L. Also suitable for welding ferritic stainless steel alloys such as 3Cr12.

TYPICAL ALL WELD METAL CHEMICAL ANALYSIS						
C	Mn	Si	Cr	Ni	Mo	Fe
0.02	0.74	0.71	17.97	12.48	2.37	Bal

TYPICAL ALL WELD METAL MECHANICAL ANALYSIS	
Yield Stress	380 MPa
Tensile Strength	600 MPa
Elongation	40%

ORDERING INFORMATION				
ELECTRODE SIZE (MM)	PACKAGING (KG)		APPROX NO OF RODS PER KG	PART NUMBER
	PACKET	CARTON		
2.0	2.5	12.5	84	SC31620
2.5	2.5	12.5	55	SC31625
3.2	2.5	12.5	28	SC31632

FULL PALLET QUANTITY	
ELECTRODE SIZE (MM)	WEIGHT (KG)
2.0, 2.5 & 3.2	900

Unicordin 312

CLASSIFICATION:

- > AS/NZS 4854-B - ES312-16
- > AWS A5.4: E312-16

DESCRIPTION:

> Unicordin 312 is a basic, rutile type electrode depositing a 29%Cr/9%Ni stainless steel weld metal for the high strength welding of a wide range of alloy steels and dissimilar ferrous metals.

> The high ferrite, austenitic stainless steel deposit has excellent resistance to hot cracking, even under dilution by high carbon, alloy and tool steels. Unicordin 312 is

a universal maintenance electrode combining high strength, toughness, wear and corrosion resistance with compatibility to most ferrous metals.

TYPICAL APPLICATIONS:

For repair and maintenance of steels of unknown composition. Also suitable as a buffer or intermediate layer prior to the application of hard surfacing.

TYPICAL ALL WELD METAL CHEMICAL ANALYSIS								
C	Cr	Ni	Mo	Mn	Si	P	S	Cu
0.03	28.61	8.99	0.11	1.04	0.71	0.023	0.024	0.12

TYPICAL ALL WELD METAL MECHANICAL ANALYSIS	
Yield Stress	500 MPa
Tensile Strength	770 MPa
Elongation	45%
Deposit Hardness	28-35 HRc

ORDERING INFORMATION				
ELECTRODE SIZE (MM)	PACKAGING (KG)		APPROX NO OF RODS PER KG	PART NUMBER
	PACKET	CARTON		
2.5	2.5	12.5	53	UC31225
3.2	2.5	12.5	27	UC31232

FULL PALLET QUANTITY	
ELECTRODE SIZE (MM)	WEIGHT (KG)
2.5 & 3.2	900

Supercast Ni

CLASSIFICATION:

> AWS A5.15: ENi-CI

DESCRIPTION:

> Supercast Ni is a basic, graphite coated AC/DC electrode for the lower strength welding of cast irons. It is characterised by a soft, smooth arc with low penetration and spatter levels on both AC and DC power sources.

> Ease of striking is a feature of Supercast Ni and it also has a particularly good wetting action resulting in well bonded welds of regular contour and attractive appearance.

TYPICAL APPLICATIONS:

For repair and build-up of all standard grades of grey cast iron, malleable iron, austenitic cast iron and some grades of meehanite cast iron.



TYPICAL ALL WELD METAL CHEMICAL ANALYSIS

C	Mn	S	Fe	Ni
1.0	0.21	0.007	0.3	Bal

TYPICAL ALL WELD METAL MECHANICAL ANALYSIS

Yield Stress	200 MPa
Tensile Strength	400 MPa
Deposit Hardness	150-170 HV (30)

ORDERING INFORMATION

ELECTRODE SIZE (MM)	PACKAGING (KG)		APPROX NO OF RODS PER KG	PART NUMBER
	PACKET	CARTON		
3.2	2.5	12.5	33	SNI32

FULL PALLET QUANTITY

ELECTRODE SIZE (MM)	WEIGHT (KG)
3.2	900

Supercast Ni/Fe

CLASSIFICATION:

> AWS A5.15: ENiFe-CI

DESCRIPTION:

> Supercast Ni/Fe is a basic, graphite coated AC/DC electrode for the higher strength welding of cast irons.

> It is characterised by a soft, smooth arc with low penetration and spatter levels on both AC and DC power sources.

> Ease of striking is a feature of Supercast Ni/Fe.

> This electrode is made from a Nickel-Iron core wire and produces a ductile, machineable weld deposit with the extra strength required for welding SG (Spheroidal Graphite) irons.

TYPICAL APPLICATIONS:

For repair and build-up of SG irons and all standard grades of grey cast iron, malleable iron, austenitic cast iron and some grades of meehanite cast iron. Also suited to welding these cast irons to steel.



TYPICAL ALL WELD METAL CHEMICAL ANALYSIS

C	Mn	Ni	S	Fe
1.0	0.42	58.0	0.009	Bal

TYPICAL ALL WELD METAL MECHANICAL ANALYSIS

Yield Stress	300 MPa
Tensile Strength	500 MPa
Deposit Hardness	200-220 HV (30)

ORDERING INFORMATION

ELECTRODE SIZE (MM)	PACKAGING (KG)		APPROX NO OF RODS PER KG	PART NUMBER
	PACKET	CARTON		
3.2	2.5	12.5	36	SNIFE32



Welding Wires

**HIGH PERFORMING WELDING
WIRES DESIGNED FOR
THE INDUSTRIAL USER.**

“

Using the Fabshield XLR-8 meant less downtime, less clean up time and improved productivity, which allowed our guys to work quicker completing the project on schedule.

Shannon – Brisbane Airport Expansion Project, Dredging Pipeline

”



Read the full
Brisbane Airport
Expansion Project
testimonial at
welding.com.au.



Austmig ES6

CLASSIFICATION:

- > AS/NZS 14341-B - G 49A 3U C/M S6
- > AWS A5.18: ER70S-6

DESCRIPTION:

> Copper coated, low carbon steel MIG wire specifically formulated for optimum performance under CO₂ and Ar/CO₂ mixed gases.



TYPICAL APPLICATIONS:

Suitable for welding mild and medium strength steels. Ideal for positional welding of sheet steel and steel pipes and tubes where the high silicon content promotes smooth even weld beads with excellent edge wetting and contour.

TYPICAL ALL WELD METAL CHEMICAL ANALYSIS

C	Mn	Si	S	P	Fe
0.1	1.45	0.88	0.02	0.022	Bal

TYPICAL ALL WELD METAL MECHANICAL ANALYSIS

Gas Type	CO ₂	Ar+18% CO ₂
Yield Stress	462 Mpa	450 Mpa
Tensile Strength	570 Mpa	560 Mpa
Elongation	27%	27%
CVN Impact Values	96J @ -30°C	86J @ -30°C

ORDERING INFORMATION

WIRE SIZE (MM)	PACKET SIZE AND TYPE	PART NUMBER
0.6	5kg Spool	ES606M5KG
	15kg Spool	ES606S
0.8	5kg Spool	ES608M5KG
	15kg Spool	ES608S
0.9	5kg Spool	ES609M5KG
	15kg Spool	ES609S
1.0	15kg Spool	ES610S
1.2	15kg Spool	ES612S
1.6	15kg Spool	ES616S

FULL PALLET QUANTITY

WIRE SIZE (MM)	WEIGHT (KG)
0.6, 0.8, 0.9, 1.0, 1.2 & 1.6 (15kg)	1,080



Austmig ESD2

CLASSIFICATION:

- > AS/NZS 14341 - B-G 55A 5U M G4M31
- > AWS A5.28: ER80S-D2

DESCRIPTION:

> Copper coated, all positional low alloy wire used for welding medium to high strength steels, particularly where service temperatures up to 500°C are encountered.

TYPICAL APPLICATIONS:

Structural welding of sheet and plate steel (galvanised or otherwise) and tubular sections, including trailers, duct work, hoppers and storage tanks.

TYPICAL ALL WELD METAL CHEMICAL ANALYSIS

C	Mn	Si	Mo	Fe
0.08	1.84	0.71	0.51	Bal

TYPICAL ALL WELD METAL MECHANICAL ANALYSIS

Gas Type	Ar+18% CO ₂
Yield Stress	670 Mpa
Tensile Strength	712 Mpa
Elongation	23%
CVN Impact Values	99J @ -30°C 92J @ -50°C

ORDERING INFORMATION

WIRE SIZE (MM)	PACKET SIZE AND TYPE	PART NUMBER
0.9	15kg Spool	ESD209S
1.2	15kg Spool	ESD212S

FULL PALLET QUANTITY

WIRE SIZE (MM)	WEIGHT (KG)
0.9 & 1.2	1,080



Austmig NiCrMo

CLASSIFICATION:

- > AS/NZS 16834-B - G 78A 4U M21 G
- > AWS A5.28: ER110S-G

DESCRIPTION:

> Copper coated, low alloy solid wire suitable for all positional welding of high strength steels using Ar/CO₂ mixed gases.

TYPICAL APPLICATIONS:

Used for full strength welding of quenched and tempered structural steels of 760 MPa tensile class, such as USS-T1, Welten 80, N-A-XTRA and Bisplate 80.



TYPICAL ALL WELD METAL MECHANICAL ANALYSIS	
Gas Type	Ar+18% CO ₂
Yield Stress	750 Mpa
Tensile Strength	800 MPa
Elongation	19%
CVN Impact Values	70J @ -40°C

ORDERING INFORMATION		
WIRE SIZE (MM)	PACKET SIZE AND TYPE	PART NUMBER
0.9	15kg Spool	MNICRM009S
1.2	15kg Spool	MNICRM012S
FULL PALLET QUANTITY		
WIRE SIZE (MM)	WEIGHT (KG)	
0.9 & 1.2	1,080	

TYPICAL ALL WELD METAL CHEMICAL ANALYSIS							
C	Mn	Si	Ni	Cr	Mo	V	Fe
0.07	1.64	0.63	1.45	0.31	0.23	0.09	Bal



Austmig 5183

CLASSIFICATION:

- > AS/NZS ISO 18273 – S Al 5183
- > AWS A5.10: ER5183

DESCRIPTION:

> Precision layer wound aluminium wire alloyed with Mg, Mn and Cr. Double shaved for superb feedability.
 > The Austmig 5183 can achieve higher tensile strength in the as welded condition of alloy 5083, which the filler alloy 5356 will generally fail.

TYPICAL APPLICATIONS:

Recommended for welding 5083 type material in the annealed condition, particularly for low temperature applications where good ductility and toughness are required such as cryogenic plants and boat building.

TYPICAL ALL WELD METAL CHEMICAL ANALYSIS								
Si	Fe	Cu	Mn	Mg	Cr	Zn	Ti	Al
0.4	0.4	0.1	0.5 - 1.0	4.3 - 5.2	0.05 - 0.25	0.25	0.15	Bal

TYPICAL ALL WELD METAL MECHANICAL ANALYSIS	
Gas Type	Ar
Yield Stress	110 Mpa
Tensile Strength	240 Mpa
Elongation	17%

ORDERING INFORMATION		
WIRE SIZE (MM)	PACKET SIZE AND TYPE	PART NUMBER
1.2	6kg Spool	M518312S
1.6	6kg Spool	M518316S
FULL PALLET QUANTITY		
WIRE SIZE (MM)	WEIGHT (KG)	
1.2 & 1.6	504	



Austmig 5356



CLASSIFICATION:

- > AS/NZS ISO 18273 - S Al 5356
- > AWS A5.10: ER5356

DESCRIPTION:

> Precision layer wound Al/5%Mg wire suitable for welding wrought or cast aluminium alloys containing magnesium as the major alloying element.

> The Austmig 5356 is the most widely used welding alloy filler metal, due to its excellent corrosion resistance and high shear strength.

TYPICAL APPLICATIONS:

Suitable for welding selected grades of wrought Al/Mg alloys including 5083, 5086, 5454 and 5456.

TYPICAL ALL WELD METAL CHEMICAL ANALYSIS

Zn	Mg	Mn	Cr	Si	Fe	Ti	Al
0.1	5.2	0.15	0.1	0.25	0.4	0.15	Bal

TYPICAL ALL WELD METAL MECHANICAL ANALYSIS

Gas Type	Ar
Yield Stress	125 Mpa
Tensile Strength	275 Mpa
Elongation	17%

ORDERING INFORMATION

WIRE SIZE (MM)	PACKET SIZE AND TYPE	PART NUMBER
0.9	2kg Spool	M5356092KG
	6kg Spool	M535609S
1.0	2kg Spool	M5356102KG
	6kg Spool	M535610S
1.2	2kg Spool	M5356122KG
	6kg Spool	M535612S
1.6	6kg Spool	M535616S

FULL PALLET QUANTITY

WIRE SIZE (MM)	WEIGHT (KG)
0.9, 1.0, 1.2 & 1.6	504





Workshop App

For all your Filler Metal Needs.



✓ CLASSIFICATIONS

✓ HOW TO VIDEOS

✓ DATA SHEETS

✓ PRODUCT INFORMATION



DOWNLOAD
NOW





Flux-Cored Wires

When a Quality Result Matters, Hobart Delivers!



Hobart flux-cored wires offer high quality, repeatable performance for every job. The Hobart range includes high performance wires for both the workshop and on-site environments.

Every product meets the stringent ISO 9001 certification standards for quality and consistency, as well as the strict mechanical property requirements of AS/NZS and AWS standards.






Take a Look at the Series of WIA How To Videos.

Our specialist filler metal team demonstrate how you can get the best out of flux cored wire, by considering the correct welding techniques, settings, preparation and product selection.

HOW DO I USE FLUX-CORED SELF-SHIELDED WIRE WIRE?

HOW DO I MINIMISE SPATTER?



The Hobart Filler Metal Selector and Calculator app is available for download for iPhone and iPad via the App Store®. Download your copy today!



FabCOR 86R

CLASSIFICATION

- > AS/NZS ISO 17632-B - T494T15-OMA-UH5
- > AWS A5.18: E70C-6M H4

DESCRIPTION

> A metal cored wire with higher deoxidization elements allow this wire to have greater tolerance for mill scale welding applications. Single and multiple pass applications.

PRODUCTIVITY GAIN

- > Reduces clean-up time, minimises risk of inclusions.
- > Minimises burn-through, reduces part rejection.
- > Increases productivity, more parts per hour.
- > Resists cracking in severe applications.

TYPICAL APPLICATIONS:

Automatic and mechanized welding, storage vessels, non-alloyed and fine grain steels, steel structures, earthmoving equipment, general fabrication, shipbuilding, and rail cars.

TYPICAL ALL WELD METAL CHEMICAL ANALYSIS

SHIELDING GAS	C	Mn	Si	S	P
95% Ar / 5% O ₂	0.04	1.48	0.64	0.010	0.008
95% Ar / 5% CO ₂	0.03	1.68	1.78	0.009	0.002
75% Ar / 25% CO ₂	0.03	1.44	0.67	0.015	0.008

TYPICAL DIFFUSABLE HYDROGEN

Hydrogen Equipment	95% Ar / 5% O ₂	95% Ar / 5% CO ₂	75% Ar / 25% CO ₂
Gas Chromatography	3.3ml / 100g	2.7ml / 100g	2.0ml / 100g

MECHANICAL TESTS

MECHANICAL TESTS	75% Ar / 25% CO ₂	95% Ar / 5% CO ₂	95% Ar / 5% O ₂
Tensile Strength	558 MPa	586 MPa	524 MPa
Yield Strength	476 MPa	517 MPa	421 MPa
Elongation	30%	27%	29%
CVN Impact Values	101J @ -30°C 54J @ -40°C	68J @ -30°C 43J @ -40°C	161J @ -30°C 57J @ -40°C

ORDERING INFORMATION

WIRE SIZE (MM)	PACKET SIZE AND TYPE	PART NO.
1.2	15kg Spool	S249412-029
1.2	227kg X-pak	S249412-050
1.6	15kg Spool	S249419-029

FULL PALLET QUANTITY

WIRE SIZE (MM)	WEIGHT (KG)
1.2 & 1.6 (15kg)	1080
1.2 (227kg)	908





FabCOR Edge Ni1

CLASSIFICATION:

- > AS/NZS ISO 17632-B-T554T15-OMA-N1-UH5
- > AWS A5.28: E80C-Ni1 H4

DESCRIPTION:

- > Virtually no silicon deposits at weld bead toe lines
- > low alloy metal cores wire
- > Excellent gap bridging capabilities
- > Higher deposition rates and travel speeds than solid wire
- > Good impact toughness at low temperature

- > Minimises burn-through, reduces part rejection.
- > Increases productivity, more parts per hour.
- > Resists cracking in severe applications.

TYPICAL APPLICATIONS:

High-strength low-alloy steels, nickel-molybdenum steels, single or multi-pass welding, heavy equipment, structural fabrications, and weathering steels.

PRODUCTIVITY GAIN

- > Reduces clean-up time, minimises risk of inclusions.

TYPICAL ALL WELD METAL CHEMICAL ANALYSIS

SHIELD. GAS	C	Mn	Si	S	P	Ni
75% Ar/25% CO ₂	0.05	1.10	0.57	0.011	0.013	1.0
95% Ar/5% O ₂	0.04	1.24	0.65	0.009	0.008	1.01

TYPICAL DIFFUSIBLE HYDROGEN

Hydrogen Equipment	75% Ar/25% CO ₂	95% Ar/5% O ₂
Gas Chromatography	2.1 ml/100g	3.4ml/100g

MECHANICAL TESTS **75% Ar/25% CO₂** **95% Ar/5% O₂**

Tensile Strength	586 MPa	634 MPa
Yield Strength	503 MPa	554 MPa
Elongation	25%	26%
CVN Impact Values	60J @ -45°C	56J @ -45°C

ORDERING INFORMATION

WIRE SIZE (MM)	PACKET SIZE AND TYPE	PART NO
1.2	15kg Spool	S279512-029
1.6	15kg Spool	S279519-029

FULL PALLET QUANTITY

WIRE SIZE (MM)	WEIGHT (KG)
1.2 & 1.6	1080



FabCOR 1100

CLASSIFICATION:

- > AWS A5.28: E110C-K4
- > AS/NZS 18276 B-T765T15-OAM U H5

DESCRIPTION:

Ideal for single or multi-pass applications. The FabCOR 1100 is a high tensile strength wire that delivers excellent wetting characteristics, high deposition rates and has an all position capability when using pulsed spray transfer. Can be used with standard CV equipment.

- > Reduces clean up time

BENEFITS:

- > Assists in producing smooth weld beads and uniform fusion
- > Promotes versatility
- > Reduces equipment costs

TYPICAL APPLICATIONS:

Can be used for heavy equipment, shipbuilding, quench and temper steels, high strength low alloy steels, and castings.

PRODUCTIVITY GAIN

- > Minimises heat affected zone (HAZ)

TYPICAL ALL WELD METAL CHEMICAL ANALYSIS

SHIELD. GAS	C	Mn	Si	S	P	Ni	Cr	Mo
75% Ar/25% CO ₂	0.07	1.52	0.52	0.007	0.004	1.92	0.18	0.47
90% Ar/10% CO ₂	0.08	1.50	0.50	0.005	0.003	1.84	0.24	0.46

TYPICAL DIFFUSIBLE HYDROGEN

Hydrogen Equipment	75% Ar/25% CO ₂	90% Ar/10% CO ₂
Gas Chromatography	1.5ml/100g	1.6ml/100g

MECHANICAL TESTS **75% Ar/25% CO₂** **90% Ar/10%CO₂**

Tensile Strength	810 MPa	883 MPa
Yield Strength	725 MPa	800 MPa
Elongation	19%	17%
CVN Impact Values	58J @ -50 °C	38J @ -50 °C

ORDERING INFORMATION

WIRE SIZE (MM)	PACKET SIZE AND TYPE	PART NO.
1.2	15kg Spool	S280212-029
1.6	15kg Spool	S280219-029

FULL PALLET QUANTITY

WIRE SIZE (MM)	WEIGHT (KG)
1.2 & 1.6	1080



FabCO Excel-Arc 71

CLASSIFICATION:

- > AWS A5.20: E71T-1C H8
- > E71T-9C H8
- > EN17632-B-T493T1/9-1 A C/M UH10
- > E71T-1M H8
- > E71T-9M H8

DESCRIPTION:

> A rutile flux-cored wire ideal for single & multi-pass applications. The FabCO Excel-Arc provides easy slag removal, a good impact toughness, fast freezing slag and low fumes and spatter. The FabCO Excel-Arc is also able to bridge poor fit-up without burn-through.

PRODUCTIVITY GAIN:

- > Reduces part re-work / rejection
- > Reduces clean up time
- > Minimises risk of inclusions
- > Increases welder appeal

BENEFITS:

- > Excellent out of position capability
- > Resist cracking in severe applications

TYPICAL APPLICATIONS:

Can be used for structural fabrication, heavy equipment, general fabrication and non-alloyed and fine grain steels.

TYPICAL ALL WELD METAL CHEMICAL ANALYSIS

SHIELDING GAS	C	Mn	Si	S	P
100% CO ₂	0.021	1.30	0.69	0.011	0.015
75% Ar/ 25% CO ₂	0.022	1.60	0.82	0.010	0.014

TYPICAL ALL WELD METAL MECHANICAL ANALYSIS

Gas Type	100% CO ₂	75% Ar/25% CO ₂
Yield Stress	531 MPa	571 MPa
Tensile Strength	579 MPa	619 MPa
Elongation	28%	26%
CVN Impact Values	137J @ -20°C 108J @ -30°C	123@ -20°C 94@ -30°C

ORDERING INFORMATION

WIRE SIZE (MM)	PACKET SIZE AND TYPE	PART NO.
1.2	15kg Spool	S247112-029
1.6	15kg Spool	S247119-029
2.0	15kg Spool	S247125-029

FULL PALLET QUANTITY

WIRE SIZE (MM)	WEIGHT (KG)
1.2, 1.6 & 2.0	1,080



FabCO XL-525

CLASSIFICATION:

- > AS/NZS ISO 17632-B - T494T1-1MA-U H5
- > AS/NZS ISO 17632-B - T494T12-1MA-U H5
- > AWS A5.20: E71T-1M, E71T-12MJ H8

DESCRIPTION:

> A rutile flux cored all position wire designed for welding mild and carbon steels, especially when good impact toughness is required at sub zero temperatures.

> Ideal for single and multi-pass applications, it delivers outstanding welding performance and produces high quality X-ray clear weld deposit with a bead contour that is flat to slightly convex. It performs exceptionally well over rust, mill scale and some

primers with no pre-cleaning of the steel necessary.

> Formula XL-525 has outstanding mechanical properties that resemble those of E7018 MMAW (SMAW) electrodes, plus high operator appeal with low fume levels, low spatter and easy slag removal.

TYPICAL APPLICATIONS:

Recommended for ship building, storage vessels, off-shore structures, earth moving equipment and pipe welding.

TYPICAL ALL WELD METAL CHEMICAL ANALYSIS

SHIELDING GAS	C	Mn	Si	P	S	Ni
75% Ar/25% CO ₂	0.04	1.01	0.27	0.010	0.006	0.32
80% Ar/20% CO ₂	0.04	1.01	0.30	0.007	0.004	0.34

TYPICAL DIFFUSIBLE HYDROGEN

Hydrogen Equipment	75% Ar/25% CO ₂	80% Ar/20% CO ₂
Gas Chromatography	3.0ml/100g	3.6ml/100g

TYPICAL ALL WELD METAL MECHANICAL ANALYSIS

Gas Type	75% Ar/25% CO ₂	80% Ar/20% CO ₂
Yield Stress	552 MPa	558 MPa
Tensile Strength	503 MPa	517 MPa
Elongation	29%	28%
CVN Impact Values	136J @ -20°C 115J @ -30°C 95J @ -40°C	163J @ -20°C 102J @ -40°C

ORDERING INFORMATION

WIRE SIZE (MM)	PACKET SIZE AND TYPE	PART NO.
1.2	15kg Spool	S283212-029
1.6	15kg Spool	S283219-029

FULL PALLET QUANTITY

WIRE SIZE (MM)	WEIGHT (KG)
1.2 & 1.6	1,080



FabCO 811N1

CLASSIFICATION:

- > AS/NZS ISO 17632-B - T554T1-1C/MA-N2-UH5
- > AWS A5.29: E81T1-Ni1CJ H4, E81T1-Ni1MJ H4

DESCRIPTION:

- > Designed for mining and earthmoving equipment and other fabrication where low temperature impact values are needed.
- > The improved slag system of this wire provides the superior welder appeal of acid slag (-T1) products and the mechanical properties normally associated with basic slag wires. Weld

metal diffusible hydrogen levels are kept low, making this an excellent choice for the more demanding applications.

TYPICAL APPLICATIONS:

High-strength low-alloy steels, bridge fabrication, structural fabrication, heavy equipment fabrication, shipbuilding, weathering steels when color-match is not required.

TYPICAL ALL WELD METAL CHEMICAL ANALYSIS

SHIELDING GAS	C	Mn	P	S	Si	Ni
100% CO ₂	0.03	1.09	0.007	0.005	0.32	1.01
75% Ar/25% CO ₂	0.06	1.39	0.009	0.008	0.53	1.00

TYPICAL DIFFUSIBLE HYDROGEN

Hydrogen Equipment	100% CO ₂	75% Ar/25% CO ₂
Gas Chromatography	2.4ml/100g	3.0ml/100g

TYPICAL ALL WELD METAL MECHANICAL ANALYSIS

Gas Type	100% CO ₂	75% Ar/25% CO ₂
Tensile Stress	572 MPa	641 MPa
Yield Strength	503 MPa	586 MPa
Elongation	27%	23%
CVN Impact Values	88J @ -40°C	54J @ -40°C

ORDERING INFORMATION

WIRE SIZE (MM)	PACKET SIZE AND TYPE	PART NO.
1.2	15kg Spool	S283612-053
1.6	15kg Spool	S283619-053

FULL PALLET QUANTITY

WIRE SIZE (MM)	WEIGHT (KG)
1.2 & 1.6	1,080



FabCO 803

CLASSIFICATION:

- > AS/NZS ISO 17632-B - T555T1-1C/MA-N5-UH5
- > AWS A5.29: E81T1-Ni2C/MJ H4

DESCRIPTION:

- > Offers excellent arc stability and low spatter using either CO₂ or Ar/CO₂ mixtures with up to 80% Argon.
- > These weldability features, combined with low diffusible hydrogen levels and good impact

values makes the wire a good choice for single and multiple pass welding in all positions.

TYPICAL APPLICATIONS:

Applications include ship building, offshore drilling rigs, HSLA steels and weathering steels with no colour match requirement.

TYPICAL DIFFUSIBLE HYDROGEN

Hydrogen Equipment	100% CO ₂	75% Ar/25% CO ₂
Gas Chromatography	2.6ml/100g	2.7ml/100g

TYPICAL ALL WELD METAL MECHANICAL ANALYSIS

Gas Type	100% CO ₂	75% Ar/25% CO ₂
Yield Stress	535 MPa	598 MPa
Tensile Strength	609 MPa	660 MPa
Elongation	27.5%	24%
CVN Impact Values	98J @ -40°C 92J @ -51°C	74J @ -40°C 60J @ -51°C

ORDERING INFORMATION

WIRE SIZE (MM)	PACKET SIZE AND TYPE	PART NO.
1.2	15kg Spool	S283712-029
1.6	15kg Spool	S283719-029

FULL PALLET QUANTITY

WIRE SIZE (MM)	WEIGHT (KG)
1.2 & 1.6	1,080

TYPICAL ALL WELD METAL CHEMICAL ANALYSIS

SHIELDING GAS	C	Mn	Si	P	S	Ni
100% CO ₂	0.04	1.00	0.29	0.010	0.012	1.84
75% Ar/25% CO ₂	0.05	1.25	0.40	0.010	0.010	2.00

Megafil® 713R

A Seamless Flux-Cored Wire with Excellent Out of Position Performance.




GUARANTEED NO MOISTURE PICK UP!

The Hobart Megafil 713R seamless flux-cored wire is hermetically sealed and totally insensitive to moisture absorption, even under extreme climatic conditions, with tropical temperatures and very high humidity. The filling remains dry throughout the entire process of storage and use in welded fabrication, preventing hydrogen induced cracking caused by moisture in the consumable. The Megafil 713R requires no special storage conditions.

ADVANTAGES

- › No special storage conditions required.
- › Good wire feeding and straight delivery at contact tip.
- › Resistance to moisture pick up after extended exposure.
- › Minimizes risk of hydrogen-induced cracking.
- › Excellent out-of-position performance.
- › Assists producing welds of consistent appearance and quality.
- › Reduces clean-up time, minimizes risk of inclusions.



**CLASSIFICATION:**

- > AS/NZS ISO: 17632-B - T494T12-1M/C A-U H5
- > AWS A5.20: E71T-1MJ H4, E71T-1C H4

DESCRIPTION:

> Seamless flux-cored wire with a low hydrogen weld deposit, fast-freezing slag, smooth arc characteristics, easy slag removal, good impact toughness, especially when used with an Argon-CO₂ shielding gas mixture.

TYPICAL APPLICATIONS:

> Single or multi-pass welding, offshore, non-alloyed and fine grain steel, general fabrication, heavy equipment, pipelines, pressure vessels, structural fabrication, equipment repairs and modifications.

TYPICAL DIFFUSIBLE HYDROGEN

Hydrogen Equipment	100% CO ₂	80% Ar/20% CO ₂
Gas Chromatography	1.5ml/100g	1.6ml/100g

TYPICAL ALL WELD METAL MECHANICAL ANALYSIS

MECHANICAL TESTS	100% CO ₂	80% Ar/20% CO ₂
Tensile Strength	593 MPa	607 MPa
Yield Strength	545 MPa	558 MPa
Elongation	26%	26%
CVN Impact Values	34J @ -30°C	89J @ -30°C 81 @ -40°C 77J @ -46°C

TYPICAL ALL WELD METAL CHEMICAL ANALYSIS


SHIELD. GAS	C	Mn	Si	P	S	Ni	Cu
100% CO ₂	0.02	0.90	0.29	0.012	0.011	0.31	0.14
80% Ar/ 20% CO ₂	0.02	1.18	0.46	0.012	0.011	0.30	0.14

ORDERING INFORMATION

WIRE SIZE (MM)	PACKET SIZE AND TYPE	PART NO.
1.2	16kg Spool	71315
1.6	16kg Spool	71333

FULL PALLET QUANTITY

WIRE SIZE (MM)	WEIGHT (KG)
1.2	1024
1.6	1024





Fabshield 4

CLASSIFICATION:

- > AS/NZS ISO 17632-B - T49ZT4-ONA-H15
- > AWS A5.20: E70T-4

DESCRIPTION:

- > Very high deposition rate, self-shielding flux cored wire for down hand single or multi-pass welding applications.
- > Specifically designed to desulphurise the weld deposit to reduce risk of weld cracking.

TYPICAL APPLICATIONS:

Typical applications include on site field construction and repair of structural members and machinery.



TYPICAL ALL WELD METAL CHEMICAL ANALYSIS

C	Mn	Si	P	S	Al	Fe
0.27	0.73	0.30	0.011	0.005	1.42	Bal

TYPICAL ALL WELD METAL MECHANICAL ANALYSIS

Yield Stress	432 MPa
Tensile Strength	652 MPa
Elongation	25%
CVN Impact Values	Not Required

ORDERING INFORMATION

WIRE SIZE (MM)	PACKET SIZE AND TYPE	PART NO.
2.0	15kg Spool	S224525-029
2.4	22.7kg Coil	S224529-014
3.0	22.7kg Coil	S224541-014

FULL PALLET QUANTITY

WIRE SIZE (MM)	WEIGHT (KG)
2.0	1080
2.4 & 3.0	726.4



Fabshield 21B

CLASSIFICATION:

- > AS/NZS ISO 17632-B - T49ZT11-1NA-H15
- > AWS A5.20: E71T-11

DESCRIPTION:

- > An all positional general purpose, self-shielding, flux cored wire, designed specifically for single and multi-pass welding of mild steel and galvanised steel up to a maximum of 20mm in thickness.

TYPICAL APPLICATIONS:

- > For on-site welding applications including farm and rural fabrication, fences, frames and sheds, etc.
- > Other uses include prefabricated steel frame construction, galvanised tank fabrication, repair of trucks, tractors and earth moving equipment.

TYPICAL ALL WELD METAL CHEMICAL ANALYSIS

C	Mn	Si	S	P	Al	Fe
0.28	0.34	0.15	0.008	0.003	1.72	Bal

TYPICAL ALL WELD METAL MECHANICAL ANALYSIS

Yield Stress	427 MPa
Tensile Strength	627 MPa
Elongation	22%
CVN Impact Values	Not Required

ORDERING INFORMATION

WIRE SIZE (MM)	PACKET SIZE AND TYPE	PART NO.
0.8	4.5kg Spool	S222106-022
0.9	4.5kg Spool	S222108-022
0.9	15kg Spool	S222108-029
1.2	4.5kg Spool	S222112-022
1.2	15kg Spool	S222112-029
1.6	15kg Spool	S222119-029
2.0	15kg Spool	S222125-029

FULL PALLET QUANTITY

WIRE SIZE (MM)	WEIGHT (KG)
0.8, 0.9 & 1.2 (4.5kg)	864
0.9, 1.2, 1.6 & 2.0 (15kg)	1,080

SHIPPING QUANTITY (KG)

0.8, 0.9 (4.5kg) - 27 (6 spools)
1.2 (4.5kg) - 18 (4 spools)

Fabshield XLR-8



CLASSIFICATION:

- > AS/NZS ISO 17632-B - T494T8-1NA-H10
- > AWS A5.20: E71T-8JD H8

DESCRIPTION:

- > Low hydrogen T-8 self-shielded, all positional flux cored wire, producing a stable arc and flat bead profile, especially suited for vertical-up welds at high currents with excellent mechanical properties and a tensile strength of 490 MPa.
- > Capable of depositing X-ray quality welds, making it highly suitable for critical welding applications requiring a high degree of crack resistance due to its low diffusible hydrogen levels, less than 6.7ml per 100g of weld metal deposited.
- > XLR-8 has been designed for single and multi-pass welding applications with improved productivity in out-of-position welding, offering high impact strength of (42J) at sub zero temperatures to -40°C.

TYPICAL APPLICATIONS:

Specifically designed for increased productivity and high deposition rates on challenging structural steel erection, heavy equipment repair, mining equipment, bucket repairs, storage tanks, pipe spooling, ship construction and site work applications.

TYPICAL ALL WELD METAL CHEMICAL ANALYSIS

C	Mn	Si	P	S	Al	Fe
0.19	0.51	0.17	0.009	0.006	0.51	Bal

TYPICAL ALL WELD METAL MECHANICAL ANALYSIS

Yield Stress	469 MPa
Tensile Strength	579 MPa
Elongation	28%
CVN Impact Values	42J @ -40°C, 54J @ -30°C, 68J @ -20°C

ORDERING INFORMATION

WIRE SIZE (MM)	PACKET SIZE AND TYPE	PART NO.
1.6	15kg VCI Spool	S225719-053
1.8	15kg VCI Spool	S225724-053
2.0	15kg VCI Spool	S225725-053
2.0	22.7kg Coil	S225725-014

FULL PALLET QUANTITY

WIRE SIZE (MM)	WEIGHT (KG)
1.6, 1.8 & 2.0 (15kg)	1,080
2.0 (22.7kg)	726.4





Hardfacing Products

**HIGH QUALITY HARDFACING
ELECTRODES & WIRES.**

Roller Rod

CLASSIFICATION:

> AS/NZS 2576: 2560-A4

DESCRIPTION:

> Roller Rod maintenance electrode for the hard surfacing of in service sugar mill rollers. Often used “in situ” during cane crushing.
 > The Martensitic chromium carbide iron deposits of Roller Rod gives mill roll teeth an enhanced gripping action.

> Deposits have exceptional abrasion resistance and withstand moderate to heavy impact levels.

TYPICAL APPLICATIONS:

> Sugar Mill Roll Roughing
 > Bucket Teeth



TYPICAL ALL WELD METAL CHEMICAL ANALYSIS

C	Mn	Cr	Si	V	B	Fe
3.0	1.0	20.0	1.0	0.4	0.2-0.3	Bal

TYPICAL ALL WELD METAL MECHANICAL ANALYSIS

Single Layer	Typical Hardness 61-62 HRc
--------------	----------------------------

ORDERING INFORMATION

ELECTRODE SIZE (MM)	PACKAGING (KG)		APPROX NO OF RODS PER KG	PART NUMBER
	PACKET	CARTON		
5.0	5	15	6	RRD50

Abrasocord 43

CLASSIFICATION:

> AS/NZS 2576: 2465-A4

DESCRIPTION:

> Heavy coated hardfacing electrode depositing very hard Chromium/ Niobium carbides in an austenitic matrix.
 > It is ideal for hard surfacing applications where resistance to extreme abrasion (in particular sliding abrasion) and moderate to heavy impact are required.

TYPICAL APPLICATIONS:

Suitable for applications where resistance to extreme abrasion and moderate to heavy impact are required such as press screw, grizzly bars, crusher hammers, ripper teeth and shovel teeth.



TYPICAL ALL WELD METAL CHEMICAL ANALYSIS

C	Mn	Cr	Nb	Fe
5.0	0.7	22.0	7.0	Bal

TYPICAL ALL WELD METAL MECHANICAL ANALYSIS

Single Layer onto Mild Steel	Typical Hardness 60-65 HRc
Multi-Layer	Typical Hardness 64-69 HRc

ORDERING INFORMATION

ELECTRODE SIZE (MM)	PACKAGING (KG)		APPROX NO OF RODS PER KG	PART NUMBER
	PACKET	CARTON		
3.2	5	15	16	AC4332
4.0	5	15	11	AC4340

Abrasocord 350

CLASSIFICATION:

> AS/NZS 2576: 1435-A4

DESCRIPTION:

> Smooth running, AC/DC electrode depositing a tough wear resistant air hardening C/Mn/Cr steel alloy which is machinable and can be readily hot forged.

> It offers high compressive strength and excellent resistance to impact for all types of metal-to-metal wear.

TYPICAL APPLICATIONS:

Suitable for the heavy build-up and surfacing of steel components subjected to metal-to-metal wear and compressive loading such as, track components, gears and shafts, etc.



TYPICAL ALL WELD METAL CHEMICAL ANALYSIS				
C	Mn	Si	Cr	Fe
0.2	0.4	0.3	2.8	Bal

TYPICAL ALL WELD METAL MECHANICAL ANALYSIS	
Single Layer onto Mild Steel	Typical Hardness 30-35 HRc
Multi-Layer	Typical Hardness 35-40 HRc

ORDERING INFORMATION				
ELECTRODE SIZE (MM)	PACKAGING (KG)		APPROX NO OF RODS PER KG	PART NUMBER
	PACKET	CARTON		
3.2	5	15	24	HF35032
4.0	5	15	16	HF35040

Abrasocord 700

CLASSIFICATION:

> AS/NZS 2576: 1855-A4

DESCRIPTION:

> Smooth running, AC/DC electrode depositing an air hardening martensitic Cr/Mo/V steel alloy.

> It is one of the hardest steel alloys available, is free from relief checks and offers good resistance to all types of abrasion under low to moderate impact conditions.

TYPICAL APPLICATIONS:

Suitable for surfacing of post hole augers, agricultural points, shares and tynes, grader and cultivator blades and other components subject to fatigue or flexing during service.



TYPICAL ALL WELD METAL CHEMICAL ANALYSIS						
C	Mn	Si	Cr	Mo	V	Fe
0.7	0.3	0.5	8.5	0.3	0.5	Bal

TYPICAL ALL WELD METAL MECHANICAL ANALYSIS	
Single Layer onto Mild Steel	Typical Hardness 53-56 HRc
Multi-Layer	Typical Hardness 55-60 HRc

ORDERING INFORMATION				
ELECTRODE SIZE (MM)	PACKAGING (KG)		APPROX NO OF RODS PER KG	PART NUMBER
	PACKET	CARTON		
3.2	5	15	29	HF70032
4.0	5	15	18	HF70040
5.0	5	15	10	HF70050

TubeCORD D-2355

CLASSIFICATION:

- > AS/NZS 2576: 2355-A1*
- * Nearest Classification

DESCRIPTION:

- > Weld deposit offers improved abrasion resistance through high levels of carbon and chromium.
- > Ideal for hard surfacing components subjected to heavy abrasion and moderate impact loading.

TYPICAL APPLICATIONS:

Applications include hard surfacing of dredge bucket lips, shovel buckets, scraper and dozer sides, cone crushers and mill hammers, etc. Deposits are grindable, subject to relief checking and may be multi-layered up to 3 layers.



TYPICAL ALL WELD METAL CHEMICAL ANALYSIS

C	Cr	Mn	Fe
5.5	38.4	0.4	Bal

TYPICAL ALL WELD METAL MECHANICAL ANALYSIS

Single Layer	Typical Hardness 55-60 HRC
--------------	----------------------------

ORDERING INFORMATION

ELECTRODE SIZE (MM)	PACKAGING (KG)		PART NUMBER
	PACKET	CARTON	
6.3	5	15	TUBD60

TubeCORD E-2460

CLASSIFICATION:

- > AS/NZS 2576: 2460-A1

DESCRIPTION:

- > Weld deposit contains carbon, chromium, niobium and molybdenum for good resistance to both impact and abrasion.

TYPICAL APPLICATIONS:

Applications include hard surfacing of grizzly bars, bucket teeth, crusher hammers, rail ballast tampers, dredger and ripper teeth etc.



TYPICAL ALL WELD METAL CHEMICAL ANALYSIS

C	Cr	Mo	Nb	V	Mn	Si	Fe
4.0	26.5	0.9	8.8	0.4	0.8	1.5	Bal

TYPICAL ALL WELD METAL MECHANICAL ANALYSIS

Single Layer onto Mild Steel	Typical Hardness 58-61 HRC
------------------------------	----------------------------

ORDERING INFORMATION

ELECTRODE SIZE (MM)	PACKAGING (KG)		PART NUMBER
	PACKET	CARTON	
6.3	5	15	TUBE60



Austmig TD-600

CLASSIFICATION:

> AS/NZS 2576: 1855-B6

DESCRIPTION:

> A copper coated, chromium alloy welding wire depositing weld metal with a hardness of 55-60 HRc which has a high resistance against severe abrasion and impact. The deposit is non-machineable but can be shaped by grinding.

> Recommended shielding gas: Argon/18-25/CO₂ or 100% CO₂.

TYPICAL APPLICATIONS:

Applications include excavator blades, bucket lips, bucket teeth, screw conveyors, crushing mills and shear blades.



TYPICAL ALL WELD METAL CHEMICAL ANALYSIS

C	Si	Mn	P	S	Cr	Fe
0.45	2.85	0.36	0.018	0.002	9.30	Bal

TYPICAL ALL WELD METAL MECHANICAL ANALYSIS

As Welded - Two Layers 55-60 HRc

ORDERING INFORMATION

ELECTRODE SIZE (MM)	PACKET SIZE AND TYPE	PART NUMBER
1.2	15kg Spool	MTD60012S



Tube-Alloy 240-0

CLASSIFICATION:

> AS/NZS 2576: 2155-B7* (*Nearest Classification)

DESCRIPTION:

> Chromium carbide surfacing alloy self-shielded hard surfacing wire which can be used on components subject to severe abrasive wear and heavy impact. Tougher than conventional chromium carbide.

TYPICAL APPLICATIONS:

Applications include final overlays on roll crusher shells, final overlays on hammermill hammers, cone crushers, shovel teeth, augers and screw conveyors.

TYPICAL ALL WELD METAL MECHANICAL ANALYSIS

HARDNESS	NUMBER OF LAYERS	AS DEPOSITED	
		1020 STEEL	Mn STEEL
	1	40 HRc	35 HRc
	2	48 HRc	42 HRc
	3-5	52 HRc	50 HRc

Abrasion Resistance Very Good
 Impact Resistance Fair
 Non Machinable Grinding is Difficult
 Cannot be Flame Cut
 Deposit will Relief Check Crack
 Thickness Should be Limited to Five Layers Maximum

TYPICAL ALL WELD METAL CHEMICAL ANALYSIS

C	Mn	Cr	Si	Fe
3.20	1.80	15.50	1.90	Bal

ORDERING INFORMATION

WIRE SIZE (MM)	PACKET SIZE AND TYPE	PART NO.
1.2	11.3kg Spool	S604012-029



Tube-Alloy 258-0

CLASSIFICATION:

> AS/NZS 2576: 1550-B7*
(*Nearest Classification)

DESCRIPTION:

> A fabricated type, open arc tubular flux cored wire depositing a Cr-Mo-W Martensitic steel alloy.
> It is designed for surfacing mild and low alloy steel components subject to moderate abrasive wear and impact under high compressive stresses and/or at temperatures up to 530°C.

> Crack free deposits can be obtained by controlled heat input or the use of preheat.

TYPICAL APPLICATIONS:

Applications include machine components, tools and sliding metal to metal parts, dragline chains, kiln trunnions, mill guides, spindles and wobbler ends.

TYPICAL ALL WELD METAL MECHANICAL ANALYSIS

HARDNESS	NUMBER OF LAYERS	AS DEPOSITED	
		1020 STEEL	Mn STEEL
	1	49 HRc	51 HRc
	2	53 HRc	54 HRc
	3 - 5	57 HRc	57 HRc
Abrasion Resistance		Good	
Impact Resistance		Good	
Non Machinable		Grinding Only	
Flame Cutting		Difficult	
Heat Treatable and Forgettable			
Maintains Hot Hardness up to 530°C			

TYPICAL ALL WELD METAL CHEMICAL ANALYSIS

C	Mn	Si	Cr	Mo	W	Fe
0.45	1.40	0.80	6.00	1.50	1.50	Bal

ORDERING INFORMATION

WIRE SIZE (MM)	PACKET SIZE AND TYPE	PART NO.
1.2	11.3kg Spool	S605812-029



Tube-Alloy A43-0

CLASSIFICATION:

> AS/NZS 2576: 2460-B7*
(*Nearest Classification)

DESCRIPTION:

> Self shielding wire depositing a high Cr/Nb surfacing alloy which resists severe high and low stress abrasion and low to moderate impact.
> The weld deposit will check crack readily and can be used where high temperature wear resistance is required.

TYPICAL APPLICATIONS:

Applications include augers, bucket lips and teeth, coal pulverizer rolls and tables, coke chutes, conveyor screws, dredge cutter heads and teeth, fan blades, grizzly and fingers, muller tires, paving agitator screws, pipeline ball joints, pub mill paddles, scraper blades, sheepsfoot tampers and sizing screws.

TYPICAL ALL WELD METAL MECHANICAL ANALYSIS

HARDNESS	NUMBER OF LAYERS	AS DEPOSITED	
		1020 STEEL	Mn STEEL
	1	56-60 HRc	45-50 HRc
	2-3	60-64 HRc	54-58 HRc
Abrasion Resistance		Excellent	
Impact Resistance		Poor	
Non Machinable		Grinding Only	
Cannot be Flame Cut			
Deposit will Relief Check Crack			
Thickness 2-3 Layers Maximum			

TYPICAL ALL WELD METAL CHEMICAL ANALYSIS

C	Mn	Si	Cr	Nb	Fe
5.50	0.20	1.00	22.00	6.50	Bal

ORDERING INFORMATION

WIRE SIZE (MM)	PACKET SIZE AND TYPE	PART NO.
1.6	11.3kg Spool	S607719-029



Vertiwear 600

CLASSIFICATION:

- > AS 2576: 1855-B5*
- *Nearest Classification

DESCRIPTION:

> Gas shielded, all position, hard surfacing flux cored wire depositing a multi-purpose martensitic steel alloy. Can be used to hard surface mild and low alloy steel components subject to moderate abrasion coupled with medium to high impact.

- > It also exhibits excellent compressive strength and metal to metal wear resistance. Excellent operator appeal in all positions.
- > Recommended shielding gas is 75% Argon -25% CO₂.

TYPICAL APPLICATIONS:

Typical applications include ripper teeth, dozer blades, dragline chains, facing of agricultural points and equipment, sliding metal parts and kiln trunnions.

TYPICAL ALL WELD METAL CHEMICAL ANALYSIS

C	Mn	Si	Cr	Mo	Fe
0.40	0.75	0.60	6.50	1.00	Bal

TYPICAL ALL WELD METAL MECHANICAL ANALYSIS

HARDNESS	NUMBER OF LAYERS	AS DEPOSITED	
		1020 STEEL	
55 HRc	1	52 HRc	
	2	56 HRc	
	3 - 8	57 HRc	
HARDNESS AS DEPOSITED	TIME AT TEMP	HARDNESS AFTER TEMPIING	
		535°C	620°C
55 HRc	10 Hours	54 HRc	46 HRc
	20 Hours	49 HRc	40 HRc
	80 Hours	47 HRc	40 HRc

Abrasion Resistance:	Good
Impact Resistance:	Good
Machinability:	Good
Flame Cutting:	Difficult
Magnetic	

ORDERING INFORMATION

WIRE SIZE (MM)	PACKET SIZE AND TYPE	PART NO.
1.2	11.3kg Spool	S607112-029







Welding Safety

**AUTO-DARKENING HELMETS
FOR PROTECTION,
PERFORMANCE & COMFORT.**



Selection Chart

MODEL	STANDARD	QUICK SPECS
Blue 	LOW	<ul style="list-style-type: none"> > Comes standard with grind mode > Dual Arc Sensors - Provides continuous arc sensing capability. > Suitable for Stick, MIG and Basic TIG applications
BlueFX 	LOW	<ul style="list-style-type: none"> > Comes standard with grind mode > Dual Arc Sensors - Provides continuous arc sensing capability. > Suitable for Stick, MIG, TIG and Plasma Cutting
ViewFX 	LOW - MEDIUM	<ul style="list-style-type: none"> > Comes standard with grind mode > 4 Arc Sensors - Provides continuous arc sensing capability. > Suitable for Stick, MIG, TIG and Plasma Cutting > Large 97x60 viewing area
Miller Digital Elite™ 	LOW - MEDIUM	<ul style="list-style-type: none"> > Lightweight Headgear > Improved Digital Controls > Four Modes – Weld, Cut, Grind, X-Mode > Suits MIG, Stick, TIG, Flux Cored and Pulse.
Miller Digital Infinity™ 	HIGH	<ul style="list-style-type: none"> > The best view around Huge 112 x 78mm > Exclusive InfoTrack™ Technology. > Redesigned Headgear > Digital controls with large push buttons > Four Modes – Weld, Cut, Grind, X-Mode > Suits MIG, Stick, TIG, Flux Cored and Pulse.
Miller Titanium 9400i™ 	HIGH	<ul style="list-style-type: none"> > Exclusive! InfoTrack™ Technology. > Suits high amperage applications. > Integrated grind shield provides 180 field of view while grinding > Lightweight headgear > Four Modes – Weld, Cut, Grind, X-Mode

AUSTRALIAN STANDARDS


AS/NZS 1338.1
(Auto-Darkening)

AS/NZS 1337.1 B
(High Impact)

WIA Blue Helmet

Part No: 235620

DESIGNED FOR THE WELDER WHO WANTS PROTECTION, PERFORMANCE & COMFORT AT AN AFFORDABLE PRICE.



AUSTRALIAN STANDARDS

AUSTRALIAN STANDARDS

Tested in Australia, the lens and helmet comply with Australian Standards AS/NZS 1338.1 (Auto-Darkening) and AS/NZS 1337.1 B (High Impact).



VARIABLE SHADE CONTROL

Variable control for adjustment of shade, lens sensitivity and delay for maximum control when welding. Shade 9-13.



MAGNIFYING LENS HOLDER

Built-in provision for magnifying lens*, if required. *Magnifying lens not included.



OPERATOR COMFORT

High quality headgear - comfortable, lightweight and fully adjustable for easy adjustment to provide maximum face and neck protection. Weighs only 515g.



CONVENIENT EXTERNAL SHADE CONTROL

Provides flexibility to adjust shade control while welding.




BIG VIEWING AREA

With a viewing area larger than most helmets in its class, the operator gets a better visual of the working area.



« SELECTION CHART




BATTERY POWERED WITH SOLAR-ASSIST

For exceptionally long life and no charging required! Features auto on/off function and low battery indicator. Delivers up to 1500 hours of interruption free welding with MIG, Stick and Inverter power sources - meaning your helmet will always be ready to go when you are. Replaceable battery.



GRIND MODE

Comes standard with Grind Mode, meaning you can use one helmet for all your welding requirements - including weld preparation and clean-up.



DUAL ARC SENSORS

Provides continuous arc sensing capability. Lens automatically switches from light state 4 to adjustable welding shades 9-13 when an arc is struck. Lens darkening reaction time 1/10,000 sec.



1 YEAR WARRANTY

Like all WIA products, this product is manufactured with quality in mind. Tested under stringent conditions, we provide a 1 year warranty for your peace of mind.

PRODUCT SPECIFICATIONS	
Part Number	235620
Viewing Area	97 X 46mm
Cartridge Size	110 X 90mm
Variable Shades	9 to 13
Light State	4
Grind Mode	Yes
Switching Speed (Light to Dark)	1/10,000 Sec
Delay Speed (Dark to Light)	0.1 - 1.0 Sec
Arc Sensors	2
Weight	515g
Power	Lithium Battery & Solar-Assist
On/Off Control	Automatic
Operating Temperature	-5 °C to +55 °C
Warranty	1 Year (Auto-Darkening Lens Only)

STANDARDS
AS/NZS 1338.1 (Auto-Darkening)
AS/NZS 1337.1 B (High Impact)
ANSI Z87.1-2003 (High Impact)
DIN/TUV/CSA

PARTS AND ACCESSORIES	
Front Lens Gasket	235758
Front Cover Lens (pkt 5)	235621P
Replacement Filter Lens (Indent)	770671
Inside Cover Lens (pkt 5)	770237P
Ratchet Headgear Assembly	770246
Replaceable Battery	217043

Not Suitable for Low Current TIG Applications.
Refer to Performance, Digital Elite and Titanium Helmets.

WIA BlueFX

Part No: 235660



PROTECTION, COMFORT & PERFORMANCE AT AN AFFORDABLE PRICE.

NEW RELEASE

SUITS STICK, MIG, TIG & PLASMA CUTTING

HIGH IMPACT RATING

2 ARC SENSORS

Watch the
YouTube
Video >



Watch the YouTube Video to get a quick overview of all the features.



AUSTRALIAN STANDARDS

AUSTRALIAN STANDARDS

Tested in Australia, the lens and helmet comply with Australian Standards AS/NZS 1338.1 (Auto-Darkening) and AS/NZS 1337.1 B (High Impact).



OPERATOR COMFORT

High quality headgear - comfortable, lightweight and fully adjustable for easy adjustment to provide maximum face and neck protection. Weighs only 510.3g.



VARIABLE SHADE CONTROL

Variable control for adjustment of shade, lens sensitivity and delay for maximum control when welding. Shade 9-13.




MAGNIFYING LENS HOLDER

Built-in provision for magnifying lens*, if required. *Magnifying lens not included.



« SELECTION CHART



BATTERY POWERED WITH SOLAR-ASSIST

For exceptionally long life and no charging required! Features auto on/off function and low battery indicator. Delivers up to 1500 hours of interruption free welding with MIG, Stick and Inverter power sources - meaning your helmet will always be ready to go when you are. Replaceable battery.




GRIND MODE

Comes standard with Grind Mode, meaning you can use one helmet for all your welding requirements - including weld preparation and clean-up.

LENS DELAY CONTROL

Used to adjust the time for the lens to switch to clear state after welding. Useful in eliminating bright rays present in high amp applications. Adjusts from 0.1 second-min to 1.0 second-max.



DUAL ARC SENSORS

Provides continuous arc sensing capability. Lens automatically switches from light state 4 to adjustable welding shades 9-13 when an arc is struck. Lens darkening reaction time 1/12,000 sec.



1 YEAR WARRANTY

Like all WIA products, this product is manufactured with quality in mind. Tested under stringent conditions, we provide a 1 year warranty for your peace of mind.

SENSITIVITY CONTROL

Sensitivity control makes the lens more responsive to different light levels in various welding processes. Use mid-range or 30-50% sensitivity setting for most applications.

PRODUCT SPECIFICATIONS	
Part Number	235660
Applications	Stick, MIG, TIG & Plasma Cutting
Viewing Area	97 X 46mm
Cartridge Size	110 X 90mm
Variable Shades	9 to 13
Light State	4
Grind Mode	Yes
Switching Speed (Light to Dark)	1/12,000 Sec
Delay Speed (Dark to Light)	0.1 - 1.0 Sec
Arc Sensors	2
Weight	510.3g
Power	Lithium Battery & Solar-Assist
On/Off Control	Automatic
Operating Temperature	-5 °C to +55 °C
Warranty	1 Year (Auto-Darkening Lens Only)

STANDARDS
AS/NZS 1338.1 (Auto-Darkening)
AS/NZS 1337.1 B (High Impact)

PARTS AND ACCESSORIES	
Outside Lens Cover (pkt 5)	235665P
Inside Cover Lens (pkt 5)	770237P
Ratchet Headgear Assembly	770246
Replaceable Battery	217043
Auto-Darkening Lens	235662
Kit Lens Holder	235661
Gasket Cover Lens	235664
Magnifying Lens 1.5x	212238P
Magnifying Lens 2.0x	212240P
Magnifying Lens 2.5x	212242P

WIA ViewFX

Part No: 235650



FOR PROFESSIONALS WHO WANT PROTECTION, COMFORT & EXTRA PERFORMANCE.

NEW RELEASE

SUITS STICK, MIG, TIG & PLASMA CUTTING

LARGE VIEWING AREA

HIGH IMPACT RATING

4 ARC SENSORS

Watch the
**YouTube
Video** >




Watch the YouTube Video to get a quick overview of all the features.



AUSTRALIAN STANDARDS

AUSTRALIAN STANDARDS

Tested in Australia, the lens and helmet comply with Australian Standards AS/NZS 1338.1 (Auto-Darkening) and AS/NZS 1337.1 B (High Impact).




OPERATOR COMFORT

High quality headgear - comfortable, lightweight and fully adjustable for easy adjustment to provide maximum face and neck protection. Weighs only 550g.



MAGNIFYING LENS HOLDER

Built-in provision for magnifying lens*, if required.
*Magnifying lens not included.




LARGE VIEWING AREA

With a 97x60mm viewing area, the operator gets a better visual of the working area.



« SELECTION CHART



BATTERY POWERED WITH SOLAR-ASSIST

For exceptionally long life and no charging required! Features auto on/off function and low battery indicator. Delivers up to 1500 hours of interruption free welding with MIG, Stick and Inverter power sources - meaning your helmet will always be ready to go when you are. Replaceable battery.



GRIND MODE

Comes standard with Grind Mode, meaning you can use one helmet for all your welding requirements - including weld preparation and clean-up.

LENS DELAY CONTROL

Used to adjust the time for the lens to switch to clear state after welding. Useful in eliminating bright rays present in high amp applications. Adjusts from 0.1 second-min to 1.0 second-max.



4 ARC SENSORS

Provides continuous arc sensing capability. Lens automatically switches from light state 4 to adjustable welding shades 9-13 when an arc is struck. Lens darkening reaction time 1/15,000 sec.

SENSITIVITY CONTROL

Sensitivity control makes the lens more responsive to different light levels in various welding processes. Use mid-range or 30-50% sensitivity setting for most applications.



VARIABLE SHADE CONTROL

Variable control for adjustment of shade, lens sensitivity and delay for maximum control when welding. Shade 9-13.



2 YEAR WARRANTY

Like all WIA products, this product is manufactured with quality in mind. Tested under stringent conditions, we provide a 2 year warranty for your peace of mind.

PRODUCT SPECIFICATIONS	
Part Number	235650
Viewing Area	97 X 60mm
Cartridge Size	115 X 132mm
Variable Shades	9 to 13
Light State	4
Grind Mode	Yes
Switching Speed (Light to Dark)	1/15,000 Sec
Delay Speed (Dark to Light)	0.1 - 1.0 Sec
Arc Sensors	4
Weight	550g
Power	Lithium Battery & Solar-Assist
On/Off Control	Automatic
Operating Temperature	-5 °C to +55 °C
Warranty	2 Year (Auto-Darkening Lens Only)

STANDARDS
AS/NZS 1338.1 (Auto-Darkening)
AS/NZS 1337.1 B (High Impact)

PARTS AND ACCESSORIES	
Cover Lens Frame	235651
Gasket Cover Lens	235654
Front Cover Lens (pkt 5)	235655P
Inside Cover Lens (pkt 5)	216327P
Ratchet Headgear Assembly	770246
Replaceable Battery	217043
Auto-Darkening Lens	235652
Magnifying Lens 1.5x	212238P
Magnifying Lens 2.0x	212240P
Magnifying Lens 2.5x	212242P

Digital Infinity™ Series

Part No: Black - 271329, Departed™ - 271332


Huge Viewing Area. FOR HEAVY INDUSTRIAL APPLICATIONS.



BLACK



DEPARTED™



AUSTRALIAN STANDARDS

AUSTRALIAN STANDARDS

Tested in Australia, the lens and helmet comply with Australian Standards AS/NZS 1338.1 (Auto-Darkening) and AS/NZS 1337.1 B (High Impact).

HUGE VIEWING AREA

The huge 112 x 78mm viewing area with wide screen format provides an unsurpassed view and eliminates tunnel vision.



REDESIGNED HEADGEAR

Extensive adjustability for the best fit and enhanced support.

FOUR OPERATING MODES

Weld, cut, grind and X-mode provide ultimate versatility.

FOUR INDEPENDENT ARC SENSORS

Provides continuous arc sensing for the most demanding applications plus superior lens response.

BONUS ACCESSORIES INCLUDED:

- > 5 outside cover lenses.
- > 2 inside cover lenses.
- > Helmet bag.



DIGITAL CONTROLS

Intuitive design and large push buttons allows the user to easily adjust mode and settings.

INFOTRACK™ TECHNOLOGY

Exclusive arc tracking technology includes a digital clock and alarm, making it possible to track welding time, and features a multi-language help menu.

SUITS A WIDE RANGE OF PROCESSES

MIG, Stick, TIG, Flux Cored and Pulse.

3
YEAR

3 YEAR WARRANTY

Designed to withstand industrial environments, Miller helmets come with a 3 year warranty (Auto-Darkening lens only).

AUTO LENS CONTROL SYSTEM

Application Specific Integrated Circuit (ASIC) technology provides:

- > Low current consumption – longer battery life.
- > Increased durability against electro static discharge (ESD) and electro magnetic interference (EMI).
- > Less electronic components therefore increased reliability.

WHAT IS X-MODE?

Sensors are normally triggered by the light when you strike an arc. In X-Mode, the sensors are triggered by the electromagnetic field that is created when you start a weld.

X-Mode overcomes instances where obstructions block a sensor when welding out-of-position. Even when there is an obstruction, the sensor will still trigger because of the electromagnetic field.

For outside work, X-Mode will stop the lens constantly lightening and darkening because of the light triggering the sensors. The sensors will only trigger the lens to darken when you start to weld.

PRODUCT SPECIFICATIONS

Viewing Area	112 x 78mm
Operating Modes	4 Modes: Weld, Cut, Grind, X-Mode
Arc Sensors	4 Independent Sensors Plus X-Mode
Light State	Shade 4 (All Modes)
Grind Mode	Shade 4
Cut Mode	Shade 5-9
X-Mode and Weld	Shade 9-13
TIG Rating	5 Amps and Below
Power	Replaceable Lithium Battery up to 3000 Hours
Switching Speed (Light - Dark)	1/20,000 Sec
Delay Speed (Dark - Light)	0.10-1.0 Sec
On/Off Control	Automatic
Magnifying Lens Holder	Yes
Weight	650g
Warranty	3 Years (Auto-Darkening Lens Only)
Recommended Continuous Operation	Up to 300 Amps**

STANDARDS

AS/NZS 1338.1 (Auto-Darkening)
AS/NZS 1337.1 B (High Impact)

**Amperage ratings may vary for processes involving aluminium and stainless steel.

DIGITAL LENS TECHNOLOGY

WELD	Suits MIG, Stick, TIG, Flux Cored and Pulse Welding Processes. Shades 9-13.
CUT	Suits Plasma, Laser, Gas Welding and Cutting Applications. Shades 5-9.
GRIND	Suits Weld Preparation and Clean-Up. Fixed Shade 4.
X-MODE	Electromagnetic arc sensing technology eliminates sunlight interference, intermittent sensing (pipe), low Amperage lens openings (TIG) and obstructed sensors. Shades 9-13.

PARTS AND ACCESSORIES

Replacement Lithium Battery (X2)	217043
Outside Lens Cover (5 Pk)	271320P
Inside Lens Cover (5 Pk)	271319P
Headgear	271325
Top Snap-On Headgear Cushion	271326
Adjustment Angle/Stop Kit	256178*
Headband, Fabric	770249
Headgear Cushion, Top	271326
Battery Tray (Left & Right)	271327
Helmet Carry Bag With Miller Logo	770250
Magnification Lens Adapter	271328
1.50 Magnification Lens	212238
2.00 Magnification Lens	212240
2.50 Magnification Lens	212242

*Adjustment Hardware Kit with O-rings

Digital Elite™ Series

Part No: Black - 257213, Inferno - 257217,

Lucky's Speed Shop - 257214, Joker - 257218

Four Modes - Weld, Cut, Grind & X-Mode.



BLACK

INFERNO

LUCKY'S SPEED SHOP

THE JOKER



AUSTRALIAN STANDARDS

AUSTRALIAN STANDARDS

Tested in Australia, the lens and helmet comply with Australian Standards AS/NZS 1338.1 (Auto-Darkening) and AS/NZS 1337.1 B (High Impact).

MAGNIFYING LENS COMPATIBLE

Add a magnifying lens if required. *Magnifying lens not included.



IMPROVED DIGITAL CONTROLS

Allows the user to easily adjust mode, shade, delay and sensitivity.

BATTERY POWERED WITH SOLAR ASSIST

Two replaceable lithium batteries, with solar assist, deliver up to 3000 hours of use.

LIGHTWEIGHT

At only 510g, the helmet can be worn for long periods, keeping operator fatigue to a minimum.



LIGHTWEIGHT HEADGEAR

The lightweight headgear has multiple settings to achieve the best fit and comfort.

FOUR INDEPENDENT ARC SENSORS

Provides continuous arc sensing for the most demanding applications plus superior lens response.

SUITS A WIDE RANGE OF WELDING PROCESSES

MIG, Stick, TIG, Flux Cored and Pulse.

3 YEAR

3 YEAR WARRANTY

Designed to withstand industrial environments, Miller helmets now come with a 3 year warranty (Auto-Darkening lens only).

BONUS ACCESSORIES INCLUDED:

- > 5 outside cover lenses.
- > 2 inside cover lenses.
- > Helmet bag.

WHAT IS X-MODE?

Sensors are normally triggered by the light when you strike an arc. In X-Mode, the sensors are triggered by the electromagnetic field that is created when you start a weld.

X-Mode overcomes instances where obstructions block a sensor when welding out-of-position. Even when there is an obstruction, the sensor will still trigger because of the electromagnetic field.

For outside work, X-Mode will stop the lens constantly lightening and darkening because of the light triggering the sensors. The sensors will only trigger the lens to darken when you start to weld.

PRODUCT SPECIFICATIONS

Viewing Area	97 x 60mm
Operating Modes	4 Modes: Weld, Cut, Grind, X-Mode
Arc Sensors	4 Independent Sensors Plus X-Mode
Variable Shades	9-13
Light State	4 (All Modes)
Grind Mode	Shade 4
Cut Mode	Shade 5-9
X-Mode	Shade 9-13
TIG Rating	5 Amps and Below
Power	Replaceable Lithium Battery up to 3000 Hours
Switching Speed (Light - Dark)	1/20,000 Sec
Delay Speed (Dark - Light)	0.10-1.0 Sec
On/Off Control	Automatic
Magnifying Lens Holder	Yes
Weight	510g
Warranty	3 Years (Auto-Darkening Lens Only)
Rec. Amps GMAW (MIG) MMAW (Stick)	Up to 300 Amps*
Rec Amps GTAW (TIG)	5-350 Amps**

STANDARDS

AS/NZS 1338.1 (Auto-Darkening)
AS/NZS 1337.1 B (High Impact)

*X-Mode eliminates sunlight interference, intermittent sensing (pipe), low Amperage lens openings (TIG) and obstructed sensors.

**Amperage ratings may vary for processes involving aluminium and stainless steel.

DIGITAL LENS TECHNOLOGY

WELD	Suits MIG, Stick, TIG, Flux Cored and Pulse Welding Processes. Shades 9-13.
CUT	Suits Plasma, Laser, Gas Welding and Cutting Applications. Shades 5-9.
GRIND	Suits Weld Preparation and Clean-Up. Fixed Shade 4.
X-MODE	Electromagnetic arc sensing technology eliminates sunlight interference, intermittent sensing (pipe), low Amperage lens openings (TIG) and obstructed sensors. Shades 9-13.

PARTS AND ACCESSORIES

Front Lens Gasket	216337
Front Lens Cover (5 Pk)	216326P
Filter Lens Gasket	234758
Filter Lens	256469
Inside Lens Cover	216327P
Lens Holder	234759
Battery Holder (Left & Right)	216339
Replacement Lithium Battery (X2)	217043
Ratchet Headgear	256174
Comfort Cushion	216336
Sweatband Towelling (5 Pk)	770299
Adjustment Angle/Stop Kit	256178
Lens Holder (External)	241978
Helmet Carry Bag with Miller Logo	770250
Magnifying Lens	212238P 212240P 212242P

Titanium 9400i

Part No: 256177

Heavy Duty Protection.

EXCLUSIVE! INFOTRACK™ TECHNOLOGY.



WHAT IS INFOTRACK™?

InfoTrack™ is an exclusive Miller technology which records arc-on time and provides a digital clock with the ability to set an alarm or timer. The built-in alarm reminds operators to take a break from welding to keep fatigue to a minimum, especially important in hot environments. Being able to record actual arc time makes it easier to know the welding time for a particular job.

AUSTRALIAN STANDARDS

AUSTRALIAN STANDARDS

Tested in Australia, the lens and helmet comply with Australian Standards AS/NZS 1338.1 (Auto-Darkening) and AS/NZS 1337.1 B (High Impact).



INFOTRACK™ TECHNOLOGY

Exclusive arc tracking technology that includes a digital clock and alarm, makes it possible to track welding time.



INTEGRATED CLEAR SAFETY SHIELD*

Provides 180° field of view while grinding, buffing wires etc. and complies with Australian High Impact Standards.

DURABLE SHOCK-ABSORBING GASKET

Protects the lens from drop impact.



LIGHTWEIGHT HEADGEAR

The lightweight headgear has multiple settings to achieve the best fit and comfort.

BONUS ACCESSORIES INCLUDED

- > 5 outside cover lenses.
- > 2 inside cover lenses.
- > Helmet bag.

« SELECTION CHART

3 YEAR

3 YEAR WARRANTY

Designed to withstand industrial environments, the Titanium helmet come with a 3 year warranty (Auto-Darkening lens only).

SUITS HIGH AMPERAGE APPLICATIONS

The shell reflects heat to assist in keeping the helmet and user cool, while the aluminium heat shield protects and extends the working life of the lens and helmet.

X-MODE

Weld, cut and grind with one helmet. Plus, there's X-Mode for outdoor or out-of-position welding.

X-MODE ELIMINATES:

- > Sunlight interference.
- > Intermittent sensing - pipe.
- > Low Amperage lens openings - TIG.
- > Obstructed sensors.

BATTERY POWERED WITH SOLAR ASSIST

Two replaceable lithium batteries, with solar assist, deliver up to 3000 hours of use.

MAGNIFYING LENS COMPATIBLE

Ad a magnifying lens* if required. Available in 1.5, 2.0 and 2.5 magnification.

*Magnifying lens not included.



DIGITAL LENS TECHNOLOGY (with exclusive Infotrack™ technology)

WELD	Suits MIG, Stick, TIG, Flux Cored and Pulse Welding Processes. Shades 9-13.
CUT	Suits Plasma, Laser, Gas Welding and Cutting Applications. Shades 5-9.
GRIND	Suits Weld Preparation and Clean-Up. Fixed Shade 4.
X-MODE	Electromagnetic arc sensing technology eliminates sunlight interference, intermittent sensing (pipe), low Amperage lens openings (TIG) & obstructed sensors. Shades 9-13.

PARTS AND ACCESSORIES

ACCESSORIES	PART NO.	ACCESSORIES	PART NO.
Lens Holder, Front	241977	Sweatband, Towelling (5 Pk)	770299
Lens Filter - With Cable	256360	Sweatband, Foam	770249
Front Lens Cover (5 Pk)	216326P	Adjustment Angle/Stop Kit	256178
Inside Lens Cover	216327P	Helmet Carry Bag with Miller Logo	770250
Battery Tray (Left & Right)	216339	Magnifying Lens	
Replacement Lithium Battery (x2)	217043	1.5 Magnification	212238P
Lens - Grinding Shield	245818	2.0 Magnification	212240P
Ratchet Headgear Assembly	256174	2.5 Magnification	212242P

PRODUCT SPECIFICATIONS

Viewing Area	97 x 60mm
Operating Modes	Weld, Cut, Grind & X-Mode*
Arc Sensors	4 Independent Sensors Plus X-Mode
InfoTrack™ Lens Technology	Yes
Variable Shades	9-13
Light State	4 (All Modes)
Integrated Clear Safety shield	Useable When the Auto Lens is Flipped Up
Grind Mode	Fixed Shade 4
Cut Mode	Shades 5-9
X-Mode	Shades 9-13
TIG Rating	5 Amps
Power	Replaceable Lithium Batteries (2) with Solar Assist: up to 3000 Hrs
Low Battery Light	Red LED Shows 2-3 Days of Remaining Battery Life
Switching Speed (Light-Dark)	1/20,000 Sec
Delay Speed (Dark-Light)	0.10-1.0 Sec
On/Off Control	Automatic
Magnifying Lens Holder	Yes
Weight	737g
Warranty	3 Years (Auto-Darkening Lens Only)

*X-Mode eliminates sunlight interference, intermittent sensing (pipe), low Amperage lens openings (TIG) and obstructed sensors.

STANDARDS


AS/NZS 1338.1
(Auto-Darkening)

AS/NZS 1337.1 B
(High Impact)

Vortex PAPER System

Part No: Black - 236001, Inferno - 236002

Powered Air Purifying Respirator.



OFFERS RESPIRATORY PROTECTION WHEN WELDING, GOUGING OR CUTTING.



BLACK



INFERNO

AUSTRALIAN STANDARDS

AUSTRALIAN STANDARDS

Tested in Australia, the lens and helmet comply with Australian Standards AS/NZS 1338.1 (Auto-Darkening) and AS/NZS 1337.1 B (High Impact).

DUAL AIR SPEEDS

Allows the user to adjust the air volume for a variety of working conditions - 160 and 200 litres/minute.

LIGHTWEIGHT LITHIUM ION BATTERY

Delivers 8 hours of operation on low setting and 6 hours on high setting. No memory retention from frequent charging. 3 hours to charge.

LIGHTWEIGHT BLOWER UNIT DESIGN

For operator comfort.

AUDIBLE AND VIBRATING ALARMS

Notify the operator of blocked filters or air blockages.

BACK HARNESS

Evenly distributes the weight of the unit over the entire upper body, keeping operator fatigue to a minimum when welding for long periods.

TWIST LOCK HOSE CONNECTION DESIGN

Eliminates air leaks and makes connecting and disconnecting quick and easy.

HOSE COVER

Protects from sparks and abrasion for extended life.

LED BATTERY METER

Allows the operator to keep track of remaining power.

« SELECTION CHART



FLOW METER

Allows the operator to check air volume output. This ensures the life of every filter is maximised.

MILLER'S DIGITAL ELITE AUTO-DARKENING LENS

Combined with Miller's Digital Elite™ for maximum performance - weld, cut and grind.

REPLACEABLE FILTER CARTRIDGE

OPTIONAL MAGNIFYING LENS AVAILABLE

REINFORCED HEAD SEAL

For durability. Fully washable.

TOOL BAG

Holds PAPR and other welding accessories.

COMES COMPLETE WITH

- > Compact Blower Unit
- > Miller Digital Elite™ Helmet with Head Seal
- > Particle Filter
- > Belt & Back Harness
- > Battery
- > Battery Charger
- > Air Flow Meter
- > Tool Bag

DIGITAL LENS TECHNOLOGY	
WELD	Suits MIG, Stick, TIG, Flux Cored and Pulse Welding Processes. Shades 9-13.
CUT	Suits Plasma, Laser, Gas Welding and Cutting Applications. Shades 5-9.
GRIND	Suits Weld Preparation and Clean-Up. Fixed Shade 4.
X-MODE	Electromagnetic arc sensing technology eliminates sunlight interference, intermittent sensing (pipe), low amperage lens openings (TIG) & obstructed sensors. Shades 9-13.

MILLER HELMET STANDARDS
AS/NZS 1338.1 (Auto-Darkening)
AS/NZS 1337.1 B (High Impact)

VORTEX PAPR STANDARDS
AS/NZS 1716:2003 PAPR-P2

APPLICATIONS
Manufacturing
Fabrication
Stainless Steel
Flux cored

PARTS AND ACCESSORIES	
Battery Charger	236010
Replacement Battery	236011
Replacement Hose	236012
Replacement Head Seal	236013
Replacement Filter Cover	236014
Pre-Filter (Pack 10)	236015
Replacement Particle Filter	236020
Replacement Belt	236030
Replacement Back Harness	236031
Tool Bag	236099

The Vortex complies with AS/NZS 1716:2003 PAPR-P2. WIA will not take responsibility for respiratory protective equipment that is chosen incorrectly. Some welding environments may contain dangerous levels of poisonous gases that are not suitably filtered by a particle filter. Vortex is not suitable for environments that contain poisonous gases or have an oxygen deficiency. It is the purchasers' responsibility to ensure their workplace is tested adequately for fume hazards and adequate extraction and ventilation is used in confined space applications.



Accessories


**HIGH QUALITY DRIVE ROLLERS,
INLET GUIDES, WATER COOLERS
& REMOTE CONTROLS.**



Drive Rollers & Inlet Guides

DRIVE ROLLERS

To Suit W19, W37, 22A, S-22A, S-32S & Suitcase 12VS



SIZE (MM)	PART NO.
0.6 'V' Groove	MR087131
0.8 'V' Groove	MR079594
0.9 'V' Groove	MR079595
0.9 / 1.2 'V' Groove	MR190300
1.2 'V' Groove	MR079596
1.6 'V' Groove	MR079598
0.9 'U' Groove	MR044749
1.2 'U' Groove	MR079599
1.6 'U' Groove	MR079601
0.9 Knurled 'V' Groove	MR079606
1.2 Knurled 'V' Groove	MR079607
1.6 Knurled 'V' Groove	MR079609
2.0 Knurled 'V' Groove	MR079610
1.2 Cogged 'U' Groove	MR083318
1.6 Cogged 'U' Groove	MR079614

*Each drive roll kit includes top & bottom drive rollers & wire guide.

NYLON INLET GUIDES

For Miller 2RD Wirefeeders

SIZE (MM)	PART NO.
1.2 Nylon Wire Guide for Aluminium	MR151203
1.6mm Nylon Wire Guide for Aluminium	MR151205

DRIVE ROLLERS

To Suit W14, W17, W21 & W35 Wirefeeder



SIZE (MM)	PART NO.
40 O.D. 12 I.D.	
0.8 'V' Groove	W2-21
0.9 / 1.2 'V' Groove	W2-22
Flat Upper Roller	W2-20
0.9 / 1.2 'U' Groove, Chromed	W2-48
1.2 / 1.6 'U' Groove, Chromed	W2-50
Flat Upper Roller, Chromed	W2-49
1.2 Knurled	W2-51
1.6 / 2.0 Knurled	W2-24

INLET GUIDES

SIZE (MM)	PART NO.
0.8 / 1.2 Brass	W2-44/12-1
1.6 / 2.0 Brass	W2-44/12-2

DRIVE ROLLERS

To Suit W32, W52, W53, W55, CP42, CP44-3, CP102, CP103, CP104, CP105, CP106, CP109, CP110, CP111, CP112, CP113-1, CP115, CP116, CP120-1, CP121-0, CP122-1 & CP131



SIZE (MM)	PART NO.
0.6 / 0.8	W26-0/8
0.8 / 1.0	W26-1/8
0.9 / 1.2	W26-5/8
0.9 / 1.2 Knurled	W26-9/8
1.2 / 1.6	W26-4/8
1.0 / 1.2 Aluminium	W26-3/8
1.0 / 1.2 Knurled	W26-7/8
1.2 / 1.6 Knurled	W26-6/8
0.8 / 0.9 'V' Groove	W26-8/8

INLET GUIDES

SIZE (MM)	PART NO.
2.0 I.D. brass	W26-0/13

DRIVE ROLLERS

To Suit W64, W60 & W61 Wirefeeders (37mm dia) CP124, CP125, CP126, CP127, CP130, CP132, CP133, CP134 & CP135



SIZE (MM)	PART NO.
0.6 / 0.8 'V' Groove	WF026
0.9 / 1.2 'V' Groove	WF027
1.2 / 1.6 'V' Groove	WF028
1.0 / 1.2 Aluminium	WF029
0.9 / 1.2 Knurled	WF030
1.2 / 1.6 Knurled	WF031

DRIVE ROLLERS

To Suit W41, W56, CP118, CP119, CP44-4, CP113-3, CP114 & CP120-3



SIZE (MM)	PART NO.
0.6 / 0.8 'V' Groove	W51-0/5
0.8 / 1.0 'V' Groove	W51-0/4
0.9 / 1.2 'V' Groove	W51-0/2
1.2 / 1.6 Knurled	W51-0/1
1.6 / 2.0 Knurled	W51-0/7
0.9 / 1.2 Aluminium	W51-0/3

Drive Rollers & Inlet Guides

To Suit S-74S & Pipeworx Dual Feeder



SIZE (MM)	PART NO.
0.9mm 'V' Groove	MR151026
1.2mm 'V' Groove	MR151027
1.6mm 'V' Groove	MR151029
1.2mm Knurled 'V' Groove	MR151053
1.6mm Knurled 'V' Groove	MR151055

SIZE (MM)	PART NO.
2.0mm Knurled 'V' Groove	MR151057
2.4mm Knurled 'V' Groove	MR151058
2.8mm Knurled 'V' Groove	MR151059
1.2mm 'U' Groove	MR151037

Each kit contains 4 Drive Rollers, Inlet Guide, Intermediate Guide and Antiwear Guide.

Water Coolers Coolmate 3

Part No: MR043007012 [115 Volt]

Part No: MR043008012 [230 Volt]

COOLMATE 3 (115 VAC, 50/60 HZ)

For use with water-cooled torches rated up to 600 Amps. Runs on 115 VAC. Unique paddle-wheel indicator, external filter and easy-fill spout. 11 litre capacity.

COOLMATE 3 (230 VAC, 50/60 HZ)

For use with water-cooled torches rated up to 600 Amps. Runs on 230 VAC. Unique paddle-wheel indicator, external filter and easy-fill spout. 11 litre capacity.



Coolmate 3.5

Part No: MR300245

Designed to integrate with the Dynasty and Maxstar 350 and 700 power sources. For use with water-cooled torches rated up to 600 Amps. 13 litre capacity.



Coolmate 4

Part No: MR042288015

For use with water-cooled torches rated up to 600 Amps. Runs on 115 VAC. The best performer in its class. Tough moulded polyethylene case with carrying handle. 15 litre capacity.



Remote Controls

Remote Hand Control

Part No: MR300430 [Includes 14-Pin Receiver]

NO CORDS – IMPROVES SAFETY AND REDUCES MAINTENANCE TIME

IMPROVES PRODUCTIVITY

Allows parameter adjustments up to 91 metres away from welder without returning to the machine or calling for assistance.

SMART™ TOUCH BUTTONS

Increases or decreases machine parameters in one or five percent increments, for quick and accurate adjustments.

EASY TO INSTALL RECEIVER

Plugs directly into the 14-pin receptacle of Miller machines.

EXTENDS WELDING RANGE TO 91M

IMPROVES WELD QUALITY WITH PRECISE OPERATOR CONTROL

DIGITAL METER DISPLAY

EASY TO USE

LONG BATTERY LIFE

1 YEAR WARRANTY



Remote Foot Control

Part No: MR300429 [Includes 14-Pin Receiver]

NO CORDS – IMPROVES SAFETY

Eliminates control cord and reduces potential trip hazard.

MULTIPLE FREQUENCY SHARING

Allows up to 20 systems to operate in a 27.4m radius with accuracy and precision - and without delay or system interference.

IMPROVES WELD QUALITY WITH PRECISE OPERATOR CONTROL

IMPROVES PRODUCTIVITY & MANOEUVRABILITY

Eliminates cord tangles, reduces clean up time and work area cord clutter.

EASILY PROGRAMMABLE

Control can be quickly and easily paired with any other Miller 14-pin wireless receiver. (Control is pre-programmed when purchased with the receiver).

IMPROVES RELIABILITY

Eliminates control cord failure.

EXTENDS WELDING RANGE TO 27.4M

AUTO ON TO MAXIMISE BATTERY LIFE UP TO 250 HOURS

1 YEAR WARRANTY







TIG Torches

FOR HIGH PRECISION WELDING.

Selection Chart

PRODUCT	PROCESS										SUITABLE FOR	PACKAGE INCLUDES	PART NO.	
	AMPS	AIR COOLED	WATER COOLED	FLEX HEAD	RIGID HEAD	INTEGRATED MOMENTARY ON/OFF	REMOTE CONTROL	MANUAL GAS VALVE	CONTROL PLUG	DINSE PLUG				GAS NUT & TAIL
TIG Air 26FX 8m, 5/8 Hose, Reg, Work*	180A	●		●		●	●		Miller 14 Pin Socket	Lrg	Male - 5/8", 18 TPI, UNF	Maxstar 210DX Dynasty 210DX Dynasty 400	Argon gas regulator 5m work lead with 300A earth clamp 5m gas hose - 5/8" UNF Male Machine 5/8" UNF 18 TPI Female Reg	KIT0006
TIG WC 18FX 8m, W/ Hose, Reg**	380A		●	●		●	●		Miller 14 Pin Socket	Lrg	Male - 5/8", 18 TPI, UNF	Maxstar 210DX Dynasty 210DX Dynasty 400	Argon gas regulator 5m work lead, 500A G type & dinse plug 21mm stud 5m gas hose - 5/8" UNF Male Machine 5/8" UNF 18 TPI Female Reg	KIT0007
TIG Torch 17V 4m Gas Valve	135A	●			●			●		Sml	Female - 5/8", UNF 18 TPI	Weldarc 140i Weldarc 180i Weldmatic 200i	3m gas hose Dinse adapter	TIG001
TIG Torch 17V 4m Gas Valve	135A	●			●			●		Lrg	Female - 5/8", UNF 18 TPI	Weldmatic 250i Weldmatic 350i Weldmatic 500i	3m gas hose Dinse adapter	TIG002
TIG Torch WC 18FX 8m Remote	380A		●	●		●	● Opt		Miller 14 Pin Socket	Lrg	Male - 5/8", 18 TPI, UNF	Maxstar 210DX Dynasty 210DX Dynasty 400		TIG005
TIG Torch 26FX 8m Remote 5/8*	180A	●		●		●	● Opt		Miller 14 Pin Socket	Lrg	Male - 5/8", 18 TPI, UNF	Maxstar 210DX Dynasty 210DX Dynasty 400		TIG006
TIG Torch 26FX 8m Remote M10	180A	●		●		●	●		5 in	Lrg	Female - M10	Weldarc 200i AC/DC		TIG007

* Can also be used as a 180 Amp air cooled torch for Dynasty 400 or Syncrowave 250DX and 350LX but dinse plug is not suited to Syncrowave 250.

** Can also be used with Syncrowave 250DX & 350LX but dinse plug is not suited to Syncrowave 250.

TIG TORCHES

TIG Torch 17V 4m Gas Valve

TIG001



TIG Torch 17V 4m Gas Valve

TIG002



TIG Torch WC 18FX 8m Remote

TIG005



TIG Torch 26FX 8m Remote

TIG006



TIG Torch 26FX 8m Remote M10

TIG007





MIG Guns & Consumables

**FOR QUALITY WELDS &
INCREASED PRODUCTIVITY.**

Miller MIG Guns



MILLER SELF SHIELDED GUN (MILLER DIRECT CONNECT)

PART NO.	DESCRIPTION
MR195729	The Ironmate™ Guns (350 A, 4.6m) are for feeding self-shielded (gasless) flux cored wires. They are an ideal match for Miller Suitcase® wirefeeders.



MILLER PUSH PULL MIG GUN (SUITS MILLER MPA SERIES WIRE FEEDERS ONLY)

PART NO.	DESCRIPTION
MR300001001*	XR Aluma Pro Plus Gun, 7.6m - This easy-to-use and easy-to-maintain gooseneck-style MIG gun is designed for push-pull wire feed systems. Available in air-cooled. Trigger hold feature reduces operator fatigue. Gun design allows for better access into tight spots.

* Requires Centrefire consumables kit MR230669



The Bernard[®] Advantage

1. SUPERIOR IN QUALITY

All Bernard MIG guns and consumables are durable and manufactured with only the highest quality materials.

2. MARKET LEADER

Bernard MIG guns and consumables are original and have set the industry standard worldwide.

3. LESS DOWNTIME & BETTER PRODUCTIVITY

Due to Bernard's easy changing parts, changeover time is reduced, meaning less downtime and more time welding.

4. COST SAVING

Bernard MIG guns and consumables last significantly longer and don't need to be replaced as often, minimising costs significantly over time.

5. HIGH PERFORMING

Together, Bernard MIG guns and consumables provide superior welding performance, more consistent welds, better arc starts, less spatter, more arc time and a better bottom line.

6. QUALITY AT AN AFFORDABLE PRICE

Bernard offers high quality, high performing, long lasting MIG guns and consumables at an affordable price.

7. RELIABILITY & PERFORMANCE

All Bernard products are supported by an Australia-wide service network, so you can be guaranteed reliability and performance.

See the Difference.

HANDLE

- > Multiple lightweight and comfortable options.
- > Ventilated to reduce heat and increase operator comfort.

POLISHED ALUMINIUM ARMOUR

35% thicker than previous brass necks for increased durability.

DIFFUSER

- > Works with the nozzle to smooth and concentrate shielding gas flow for less oxidation and contamination.

NOZZLES

- > Smooths out and stabilises gas flow for a much more consistent, precise arc.
- > Reduces weld oxidation and contamination.

NECK

- > Fixed, rotatable and multiple length options improve operator comfort.
- > Rotatable necks changeover without tools.

CONTACT TIPS

- > Stays in place by hand tightening, allowing for quicker changeover.
- > Can be rotated 360° to create new wear surfaces.
- > Locks in place for better weld consistency.

LINERS

- > 100 percent tested to ensure the smoothest wire feed in the industry.
- > Proprietary in-house coiling process improves wire feed performance.

TRIGGER

Easy to change and designed and built to last more than 1 million cycles.

JUMP LINER

Replaces in the most commonly worn liner area, minimises inventory and downtime for changeover, and reduces the amount of time a gun goes offline.

STRAIN RELIEF

Rigid strain relief increases durability.

Watch the YouTube Video >



Watch the YouTube Video to see how you can save 6 ways with Bernard MIG Gun Consumables.



Premium Quality MIG Guns

Built for Durability

✓ LESS DOWNTIME

✓ MORE CONSISTENT WELDS

✓ BETTER PRODUCTIVITY

✓ LONGER LASTING

Welding with a genuine Bernard MIG gun means less downtime, better productivity and more consistent welds. If you're looking for a MIG gun that's long lasting and produces the best results, choose Bernard.



Bernard MIG Guns

Part No.
BEQ1510A08CEC



**BERNARD™ Q150 GUN (60% @ 150 AMPS)
FITTED WITH CENTERFIRE COMPONENTS**

PART NO.	DESCRIPTION
BEQ1510A08CEC	Gun with Fixed Short 45 Deg. Neck, 3m Cable, 0.9 Tip, Euro

Part No.
BEQ2012A08CEC



**BERNARD™ Q200 GUN (60% @ 200 AMPS)
FITTED WITH CENTERFIRE COMPONENTS**

PART NO.	DESCRIPTION
BEQ2012A08CEC	Gun with Fixed Short 45 Deg. Neck, 3.6m Cable, 0.9 Tip, Euro
BEQ2015AB8CEC*	Gun with Rotatable Short 45 Deg. Neck, 4.6mm Cable, 0.9 Tip, Euro

*Indent only

Part No. BEQ3010AB8CEC
Part No. BEQ3012AR8CEC
Part No. BEQ3015AB8CBC



Part No. BEQ3015AB8CEC



**BERNARD™ Q300 GUN (60% @ 300 AMPS)
FITTED WITH CENTERFIRE COMPONENTS**

PART NO.	DESCRIPTION
BEQ3010AB8CEC	Gun with Rotatable Short 45 Deg. Neck, 3m Cable, 0.9 Tip, Euro
BEQ3012AR8CEC	Gun with Fixed Medium 45 Deg. Neck, 3.6m cable, 0.9 Tip, Euro
BEQ3015AB8CBC	Gun with Rotatable Short 45 Deg. Neck, 4.6m Cable, 0.9 Tip, Bernard
BEQ3015AB8CEC	Gun with Rotatable Short 45 Deg. Neck, 4.6m Cable, 0.9 Tip, Euro
BEQ3015AB8EMC*	Gun with Rotatable Short 45 Deg. Neck, 4.6m Cable, 0.9 Tip, Miller

*Indent only

Bernard MIG Guns



Part No.
MR195399



Part No.
MR195400

BERNARD 250 & 350 PIPEWORX GUNS FITTED WITH CENTREFIRE COMPONENTS

PART NO.	DESCRIPTION
MR195399	Bernard Pipeworx 250-15, 4.6m Cable, 1.2 Tip, Miller (Recommended for Root Pass Welding Only)
MR195400	Bernard Pipeworx 350-15, 4.6m Cable, 1.2 Tip, Miller



BERNARD™ Q400 GUN (60% @ 400 AMPS) FITTED WITH CENTERFIRE COMPONENTS

PART NO.	DESCRIPTION
BEQ4010AH8EBC	Gun with Rotatable Long 45 Deg. Neck, 3m Cable, 0.9 Tip, Bernard
BEQ4012AR8EEC	Gun with Fixed Medium 45 Deg. Neck, 3m Cable, 0.9 Tip, Euro
BEQ4012AR8EMC	Gun with Fixed Medium 45 Deg. Neck, 3.6m Cable, 1.2 Tip, Miller
BEQ4015AH8EBC	Gun with Rotatable Long 45 Deg. Neck, 4.6m Cable, 1.2 Tip, Bernard
BEQ4015AR8EEC	Gun with Rotatable Long 45 Deg. Neck, 4.6m Cable, 1.2 Tip, Euro
BEQ4015AH8EMC	Gun with Rotatable Long 45 Deg. Neck, 4.6m Cable, 1.2 Tip, Miller



A Clear Cut Difference

High Performing Consumables

✓ CAN LAST UP TO 3 TIMES LONGER

✓ EASY TO USE

✓ BETTER ARC STARTS

Centerfire's range of contact tips, nozzles and diffusers are easy to use, high performing and provide better arc starts, less spatter and more consistent welds. Plus they can last up to 3 times longer than other brands and lower quality copy consumables.



Contact Tips



**SHORT CONTACT TIPS - STANDARD - 7400 SERIES
(ONLY AVAILABLE IN PACKETS OF 10)**

PART NO.	DESCRIPTION
BE7497	0.6mm (0.024") (Packet of 10 Tips)
BE7488	0.8mm (0.030") (Packet of 10 Tips)
BE7489	0.9mm (0.035") (Packet of 10 Tips)
BE7496	1.0mm (0.039") (Packet of 10 Tips)
BE7490	1.2mm (0.045") (Packet of 10 Tips)
BE7498	1.3mm (0.051") (Packet of 10 Tips)
BE7491	1.6mm (0.063") (Packet of 10 Tips)
BE7492	2.0mm (0.078") (Packet of 10 Tips)
BE7493	2.4mm (0.094") (Packet of 10 Tips)



**LONG CONTACT TIPS - STANDARD - 1500 SERIES
(ONLY AVAILABLE IN PACKETS OF 10)**

PART NO.	DESCRIPTION
BE1589	0.9mm (0.035") (Packet of 10 Tips)
BE1596	1.0mm (0.040") (Packet of 10 Tips)
BE1590	1.2mm (0.045") (Packet of 10 Tips)
BE1598	1.4mm (0.052") (Packet of 10 Tips)
BE1591	1.6mm (0.062") (Packet of 10 Tips)



**CONTACT TIPS - CENTERFIRE™ - STANDARD
(ONLY AVAILABLE IN PACKETS OF 10)**

PART NO.	DESCRIPTION
BET-030	0.8mm (0.030") Standard Tip (Packet of 10 Tips)
BET-035	0.9mm (0.035") Standard Tip (Packet of 10 Tips)
BET-039	1.0mm (0.039") Standard Tip (Packet of 10 Tips)
BET-045	1.2mm (0.045") Standard Tip (Packet of 10 Tips)
BET-052	1.4mm (0.052") Standard Tip (Packet of 10 Tips)
BET-062	1.6mm (0.0625") Standard Tip (Packet of 10 Tips)
BET-078	2.0mm (0.078") Standard Tip (Packet of 10 Tips)
BET-094	2.4mm (0.094") Standard Tip (Packet of 10 Tips)



**CONTACT TIPS - CENTERFIRE™ - TAPERED
(ONLY AVAILABLE IN PACKETS OF 10)**

PART NO.	DESCRIPTION
BETT-035	0.9mm (0.035") Tapered Tip (Packet of 10 Tips)
BETT-045	1.2mm (0.045") Tapered Tip (Packet of 10 Tips)
BETT-052	1.4mm (0.052") Tapered Tip (Packet of 10 Tips)
BETT-062	1.6mm (0.062") Tapered Tip (Packet of 10 Tips)

Nozzles



BERNARD NOZZLES STANDARD SERIES

PART NO.	DESCRIPTION
BE1101QD*	Nozzle Copper Water Cooled
BE4391	Nozzle Brass W/Insulator
BE4392	Nozzle Brass Tapered W/Insulator
BE4393	Nozzle Copper W/Insulator
BE4394	Nozzle Copper Tapered W/Insulator
BE4491	Nozzle Brass W/Insulator 400A
BE4492	Nozzle Brass Tapered W/Insulator 400A
BE4591	Nozzle Copper W/Insulator 400/500A
BE4592	Nozzle Copper Tapered W/Insulator

*Image not available

PIPELINE NOZZLES



PART NO.	DESCRIPTION
BE4295	Nozzle Brass Pipeline & Insulator - Standard
BE4395A	Nozzle Brass Pipeline & Insulator - Long



BERNARD NOZZLES NEW HEAVY DUTY CENTERFIRE SERIES

PART NO.	DESCRIPTION
BEHDN-3414	Nozzle Cone 3/4" Diameter - 1/4 Recess
BEHDN-3418	Nozzle Cone 3/4" Diameter - 1/8 Recess
BEHDN-5814	Nozzle Cone 5/8" Diameter - 1/4 Recess
BEHDN-5818	Nozzle Cone 5/8" Diameter - 1/8 Recess
BEN-HDC	Nozzle Body - Heavy Duty



BERNARD NOZZLES - CENTERFIRE SERIES



PART NO.	DESCRIPTION
BENST-3800B	Nozzle Small Brass Tapered 3/8" Diameter - Flush
BENST-3818B	Nozzle Small Brass Tapered 3/8" Diameter - 1/8 Recess
BENS-1200B	Nozzle Small Brass 1/2" Diameter - Flush
BENS-1218B	Nozzle Small Brass 1/2" Diameter - 1/8 Recess
BENS-1218C	Nozzle Small Copper 1/2" Diameter - 1/8 Recess
BENS-5800B	Nozzle Small Brass 5/8" Diameter - Flush
BENS-5818B	Nozzle Small Brass 5/8" Diameter - 1/8 Recess
BENS-5818C	Nozzle Small Copper 5/8" Diameter - 1/8 Recess
BEN-5800C	Nozzle Copper 5/8" Diameter - Flush
BEN-5814B	Nozzle Brass 5/8" Diameter - 1/4 Recess
BEN-5814C	Nozzle Copper 5/8" Diameter - 1/4 Recess
BEN-5818B	Nozzle Brass 5/8" Diameter - 1/8 Recess
BEN-5818C	Nozzle Copper 5/8" Diameter - 1/8 Recess
BEN-3400C	Nozzle Copper 3/4" Diameter - Flush
BEN-3414B	Nozzle Brass 3/4" Diameter - 1/4 Recess
BEN-3414C	Nozzle Copper 3/4" Diameter - 1/4 Recess
BEN-3418B	Nozzle Brass 3/4" Diameter - 1/8 Recess
BENT-3800C	Nozzle Copper 3/8" Diameter Flush Tapered



Head Assemblies & Diffusers



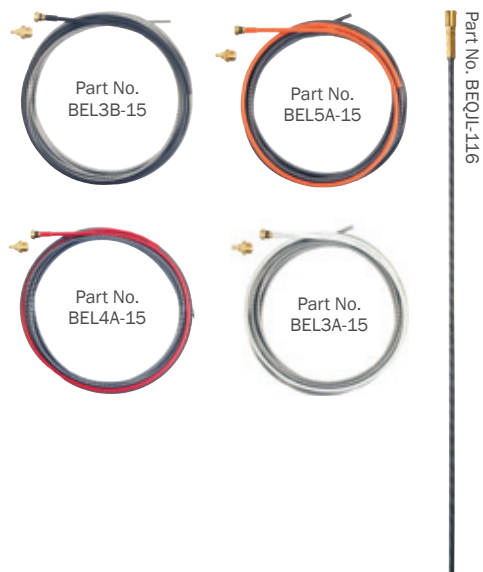
HEAD ASSEMBLIES (DIFFUSERS)

PART NO.	DESCRIPTION
BE4335	Head 200/300A for Short Tip
BE4335T	Head 200/300A for Short Tip Tweco to Bernard Adaptor
BE4235	Head 200/300A for Long Tip
BE4435	Head 350/400/500A for Short Tip
BE4435T	Head 350/400/500A for Short Tip Tweco to Bernard Adaptor
BE4635	Head 600A for Long Tip
BE4635-116	Head 600A for Long Tip - with Liner Guide

DIFFUSERS (HEADS) FOR CENTERFIRE SERIES

PART NO.	DESCRIPTION
BEDS-1	Diffuser, Small
BEDS-1T	Diffuser, Small Conversion, Tweco 4, Tregaskiss
BED-1	Diffuser, Large
BED-1T	Diffuser, Large Conversion, Tweco 4, Tregaskiss
BED-1T5	Diffuser, Large Conversion, Tweco 5

Liners



AMPS	PART NO.	DESCRIPTION
200-400 A	BEL3B-15	Liner Steel 0.9-1.2mm
	BE1920218*	Liner Steel with Nylon Core 0.9-1.2mm
	BE43115X*	Liner Nylon 0.9-1.2mm
300-400 A	BE1920356*	Liner Steel 2.0mm
300-600 A	BEL4A-15	Liner Steel 1.2-1.6mm - 4.6m
	BE44215N*	Liner Nylon 1.2-1.6mm - 4.6m
400-600 A	BEL3A-15	Liner Steel 0.9-1.2mm - 4.6m
500-600 A	BEL5A-15	Liner Steel 2.0mm - 4.6m
	BEL6A-15*	Liner Steel 2.4mm - 4.6m
	BEL8A-15*	Liner Steel 2.8-3.2mm - 4.6m
	BEQJL-116	Jump Liner 1.6mm
	BEQJL-3545*	Jump Liner 0.9/1.2mm

*Image not available

Body Tubes



PART NO.	DESCRIPTION
BEQT2-30	Body Tube 50mm 30°
BEQT2-45	Body Tube 50mm 45°
BEQT2-60	Body Tube 50mm 60°
BEQT3-30*	Body Tube 75mm 30°
BEQT3-45*	Body Tube 75mm 45°
BEQT3-60	Body Tube 75mm 60°
BEQT5-45	Body Tube 125mm 45°
BEQT5-180*	Body Tube Straight 125mm
BEQT7-180*	Body Tube Straight 175mm
BEQT-F-6	Body Tube Flex Neck 6"
BEQT-F-8*	Body Tube Flex Neck 8"

*Image not available

Adaptors



PART NO.	DESCRIPTION
GUN END CONVERSION	
BE1199E	Euro Adaptor
BE1199M	Miller Adaptor
MR164902	Adaptor W37/W19 Wirefeeder (Miller to Euro)
WIRE DRIVE CONVERSION	
BE4920	Bernard™ Quick Connect Fitting
BE4995N	Miller/EZ Feed Adaptor


Kits & Assemblies



HANDLE KITS


PART NO.	DESCRIPTION
BE1780006	Handle Kit to Suit 200/300/350A Guns
BE4408	Handle Kit to Suit 400/500A Guns
BE1880155	Handle Kit to Suit 200/300/400A Guns (Curved Handle)

Kits & Assemblies



TRIGGER ASSEMBLIES

PART NO.	DESCRIPTION
BE2620054	Switch Assembly for 180A Guns (eg. BEQ1510A08CE)
BE5662	Trigger Assembly Microswitch to Suit 200/300/350A Guns
BE5662Y	Trigger Assembly Copper Brass Contacts to Suit 200/300/350A Guns
BE4422	Trigger Assembly to Suit 400/500A Guns



CONE NUT REPAIR KITS

PART NO.	DESCRIPTION
BE1984	Cone Nut to Suit 400A (Wirefeeder End)

Insulators

PART NO.	DESCRIPTION
BE4323	Cap Insulator, 300A
BE4423	Cap Insulator, 400A
BE10012	Cap Insulator, 400A Centerfire



Strain Relief




PART NO.	DESCRIPTION
BE2520033	Suits Q200/300A Guns
BE2520047	Strain Relief to Suit 150A Guns (Suits New Euro)
BE2520069	Strain Relief Rigid Universal



O'Rings

PART NO.	DESCRIPTION
BE7126	O'Ring for 4235 & 4335 Head
BE7127	O'Ring for 4435 & 4635 Head
BE9165	O'Ring (Small) for Euro End
BE4421	O'Ring (Large) for Euro End
BE4907	O'Ring (Gas Pin QD)
MR079974*	O'Ring Miller End



*Image not available

Miscellaneous Accessories



PART NO.	DESCRIPTION
BE1790002*	Hang Up Hook Kit
BE4901*	Bakelite Body QD Cable End
BE4474	Feeder Tip 1.3/3.2mm (Miller Ended Gun)
BE4780	Insulator Hex Nut

*Image not available

Welding Industries of Australia >

ITW Welding

ABN 63 004 235 063



Certified Quality
Management
System

VISIT US ON THE
WEB
welding.com.au

Issue Date: September 2017



Trusted by the best



welding.com.au
1300 300 884