

| SAWN (EASY EDGE LESS 5mm) | 22mm  | 36mm   | 47mm  | 75mm  | 100mm |
|---------------------------|-------|--------|-------|-------|-------|
| 2" 47                     | 7/8   | 1 1/2" | 2"    | 3"    | 4"    |
| 3" 75                     | 48p   | 78p    | 97p   |       |       |
| 4" 100                    | 72p   | £1.21  | £1.39 | £2.31 |       |
| 5" 125                    | 97p   | £1.49  | £1.85 | £3.15 | £4.04 |
| 6" 150                    | £1.21 | £1.91  | £2.52 | £4.04 |       |
| 7" 175                    | £1.45 | £2.31  | £2.90 | £4.62 | £6.09 |
| 8" 200                    |       |        | £3.57 | £5.36 |       |
| 9" 225                    |       |        | £4.16 | £6.02 | £8.09 |
|                           |       |        | £4.57 | £6.72 |       |

SPECIAL STRUCTURAL SS C24 GRADE. GRADED ON SITE ADD 20%

| PLANED | 12    | 19    | 32    | 44    | 68     | 92     |
|--------|-------|-------|-------|-------|--------|--------|
| 19     |       | 44p   |       |       |        |        |
| 32     | 61p   | 67p   | £1.05 |       |        |        |
| 44     | 66p   | 79p   | £1.37 | £1.58 |        |        |
| 68     | £1.00 | £1.20 | £2.12 | £2.36 | £3.62  |        |
| 94     | £1.32 | £1.60 | £2.84 | £3.15 | £4.85  | £6.62  |
| 119    | £1.68 | £2.00 |       | £3.78 |        |        |
| 144    | £2.05 | £2.42 | £3.94 | £4.73 | £7.28  | £9.98  |
| 168    |       | £2.79 | £5.15 | £5.46 | £8.51  |        |
| 194    |       | £3.20 |       | £6.30 |        | £13.23 |
| 218    |       | £3.75 | £6.20 | £7.14 | £10.92 |        |

|                           |         |
|---------------------------|---------|
| WINDOW FRAME 57 x 68      | £3.62   |
| TRANSOME 57 x 68          | = £3.73 |
| CILL 57 x 140             | = £7.46 |
| SUB CILL 32 x 69          | = £2.52 |
| SASH S.G. 34 x 57         | = £2.21 |
| D.G. 44 x 68              | = £2.52 |
| SASH BARS S.G. 26 x 44    | = £1.58 |
| D.G. 41 x 44              | = £1.84 |
| INTERNAL 32 x 106         | = £2.89 |
| CASINGS 32 x 132          | = £3.62 |
| 32 x 144                  | = £3.94 |
| DOOR FRAME 52 x 68        | = £3.62 |
| DOOR FRAME 1" REB 68 X 93 | = £5.04 |
| 9 x 9 QUADRANT 38p        |         |
| 12 x 12 QUADRANT 38p      |         |
| 15 x 15 GLASS BEAD 44p    |         |
| 15 x 25 GLASS BEAD 63p    |         |
| 12 x 25 FIN SIZES PSE 53p |         |
| 25 x 44 FIN SIZES PSE     | £1.21   |

|                          |                               |
|--------------------------|-------------------------------|
| HALFROUND 19mm           | = 68p                         |
| COVER MOULD 32mm 70p     |                               |
| DRIP LATH 70p            |                               |
| SCOTIA ) 19mm = 70p      |                               |
| ANGLE )                  |                               |
| QUAD ) 32mm = £1.16      |                               |
| DADO                     | £1.16 £1.47 £1.68 £2.00 £3.41 |
| PICTURE FRAME            | £1.43 £2.10 £2.52             |
| PICTURE RAIL 44mm        | £1.21 68mm £1.79              |
| COVING 68 x 42           | £2.94 40 x 42 £1.89           |
| 19 x 142                 | £2.84 19 x 92 £1.89           |
| DOWEL 12mm = 68p         | 19mm = 92p                    |
| 25mm = £1.31             | 32mm = £2.00                  |
| PLATE RACK 19 x 92       | £2.73                         |
| D/WEATHERBOARD           | £2.10 mtr                     |
| PARANA PINE 32 x 240 PSE | £15.44                        |
| YELLOW PINE 32 X 225     | £11.03                        |

ROUND/CHAMF/ANTIQUÉ

|         |                      |
|---------|----------------------|
| 15 x 44 | 2" 70p 78p           |
| 15 x 68 | 3" £1.12             |
| 15 x 94 | 4" £1.39 £1.58 Torus |

TORUS OGEE/ANTIQUÉ

|          |                    |
|----------|--------------------|
| 19 x 68  | 3" £1.20           |
| 19 x 119 | 5" £2.00           |
| 19 x 144 | 6" £2.54           |
| 19 x 168 | 7" £2.94           |
| 19 x 218 | 9" £3.99--         |
| 19 x 93  | 4" VICTORIAN £1.79 |

MATCH BOARD/REEDED

|                  |              |
|------------------|--------------|
| 9 x 90           | 4" = 80p 86p |
| 18 x 115         | 5" = £1.94   |
| LARCH            | £2.47        |
| SHIPLAP 12 x 115 | £1.31        |
| FLOOR BOARD      |              |
| 19 x 115         | 5" = £1.49   |
| 19 x 138         | 6" = £2.00   |
| LOG LAP 18 x 90  | = £1.43      |

WINDOW BOARDS

|                 |          |
|-----------------|----------|
| 19 x 218        | = £4.52  |
| 20 x 240 PARANA | = £12.60 |
| GUTTER 69 x 130 | = £10.40 |
| 69 x 168        | = £13.65 |

FENCING (PAILING)

|                       |                       |
|-----------------------|-----------------------|
| 6ft x 900mm           | £12.00 each           |
| 6ft x 1200mm          | £14.00 each           |
| 6ft x 5 x 100 BOARDS  | 69p each              |
| 6ft x 11 x 150 BOARDS | £1.58 ea              |
| TRAILS 900 = 53p      | 1200 = 68p ea         |
| TRELLIS PACKS         | £4.50 each            |
| SLATE LATH } 36p mtr  |                       |
| 22 x 38               | } £33.60 per 100 mtrs |

REDWOOD PINE SAWN

|          |         |       |
|----------|---------|-------|
| 38 x 100 | = £2.21 |       |
| 38 x 125 | = £2.78 |       |
| 38 x 150 | = £3.31 |       |
| 50 x 100 | = £2.75 | PRICE |
| 50 x 125 | = £3.31 | PER   |
| 50 x 150 | = £3.97 | METRE |
| 50 x 175 | = £4.64 |       |
| 50 x 200 | = £5.29 |       |
| 50 x 225 | = £5.94 |       |

63 x 150 = £4.97

63 x 175 = £5.95

75 x 150 = £5.94

FAR EASTERN HARDWOOD SECTIONS

|                           |          |
|---------------------------|----------|
| 55 x 70 WINDOW FRAME      | £10.08   |
| TRANSOME                  | £10.34   |
| 48 x 67 SASH              | £10.08   |
| 32 x 67 CILL              | £4.97    |
| 9 x 15 BEAD 84p DRIPMOULD | £2.10    |
| 20 x 145 VICTORIAN        | = £7.35  |
| 18 x 70 VICTORIAN         | = £3.68  |
| 20 x 240 WINDOW BD        | = £14.28 |
| 45 x 140 DOOR FRAME CILL  | = £13.24 |
| 19 x 44 THRESHOLD         | = £2.73  |
| DOOR WEATHER BOARD        | = £4.73  |
| 57 x 70 PSE               | £10.08   |
| 45 x 95 PSE               | £10.08   |

OAK PLANED SECTIONS

|               |                 |
|---------------|-----------------|
| BASE ON 1 x 1 | = £1.73 per mtr |
|---------------|-----------------|

SHEETS 8ft x 4ft

BEST PLYWOOD

|       |        |
|-------|--------|
| 3-6mm | £9.45  |
| 5-5mm | £12.08 |
| 9mm   | £17.80 |
| 12mm  | £23.10 |
| 18mm  | £33.60 |

MDF 8ft x 4ft

|       |        |
|-------|--------|
| 3.2mm | £6.00  |
| 6mm   | £9.80  |
| 12mm  | £15.00 |
| 18mm  | £19.50 |

O.S.B

|      |        |
|------|--------|
| 11mm | £14.00 |
| 18mm | £22.00 |

SOFTWOOD PLY

|      |        |
|------|--------|
| 9mm  | £16.00 |
| 12mm | £20.00 |
| 18mm | £27.00 |

CHIPBOARD

|                  |       |
|------------------|-------|
| T + G 8 x 2 18mm | £9.90 |
|------------------|-------|

SPINDLES

|            |                |
|------------|----------------|
| 32mm       | £2.10          |
| 41mm       | £3.15          |
| NEWEL TOPS | £24.15         |
| BASES      | £9.45 / £11.55 |

BALL / ACORN CAP £6.30 PYRAMID CAP £10.50

BARLEY TWIST NEWELS £44.10 SPINDLES £4.83

TANALISED ITEMS: -

|           |          |
|-----------|----------|
| 22 x 100  | 97p mt   |
| 22 x 38   | 39p mt   |
| 22 x 50   | 53p mt   |
| 47 x 100  | £2.10 mt |
| 47 x 150  | £3.15 mt |
| 100 x 100 | £4.41 mt |
| 75 x 75   | £2.52 mt |

FEATHER EDGE 13-5 x 125 61p mtr

SHIPLAP 12 x 115 £1.52 mtr

LOG LAP 18 x 90 £1.63 mtr

DECKING

|                          |                       |
|--------------------------|-----------------------|
| 28 x 120                 | £1.89 mtr             |
| 32 Spindles              | £1.16 each            |
| 85mm Newel               | £11.55 each           |
| SLEEPERS 2.4 x 100 x 200 | £20 each 3 mtr £25 ea |
| Creosote 20ltr           | £44.10                |
| Bitumen 20ltr            | £54.60                |

WINDOWS

Made to Measure  
With Brass Locking Stay

Hardwood

Softwood

Price Guide



5ft x 3ft  
6ft x 4ft

£ 230  
£ 360

£120  
£160

STAIRS

Average 13 tread flight

£200

Kite Winder



£350

13 tread space saver



£400

GATES/DOORS - All made to measure

3/4 T & G boarded onto 4 x 1 pse (av 30 x 78) (made any size)

£60



1 3/4 thick 3/4 T & G boarded (i.e. F.L.B.) 30" x 78"

£100

As above

approx 4ft wide guide price

£120

As above

pair of approx 6ft 6in x 6ft 6in guide price

£200



As above

approx 30 x 30 guide price

£60



As above

approx 30 x 30 guide price

£70



5 bar gates 1 3/4 thick (4 x 2 pse)

30 x 30 guide price

£60

5 bar gates 1 3/4 thick

48 x 48

£80

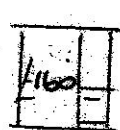
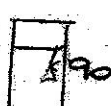
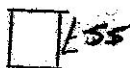

48 x 72

£120



Arch top for gates add £ each

DOOR FRAMES



Gallow Brackets

24 x 24  
30 x 30



£35  
£40

ALL PRICES INCLUDE VAT  
ALL TREATED WITH CLEAR PROTIM PRESERVER