



Meguiar's<sup>®</sup>  
Since 1901



Brilliant  
Solutions  
2013

Greetings Everyone:

*After spending a lifetime doing what I do, I'm finding myself enjoying it more than ever. Surely I must be one of the most blessed persons on earth to be immersed each day in the height, width and depth of the Car Hobby. Wherever Car Guys are found on the planet, you'll find our 'men in black' there supporting them with my wife and I not far behind.*



*I represent the third generation of our family business, which my grandfather founded in Evansville, Indiana in 1901. It was there that his furniture polish, known for creating perfect reflections on black lacquer furniture, became a 'carriage polish' for the first horseless carriages. Then he moved to Pasadena, CA in 1913 where I was born and the Car Hobby was birthed 30 years later. Yes, I was born to be a Car Guy!*

*Been a Car Guy all of my life and like my father and his father before him, I'm obsessed with creating show car perfect paint finishes. And while I used to push our R&D Team to ever higher performance, they are now exceeding my wildest dreams with these amazing products for every surface of your car. And best of all, they're so easy to use!*

*Regardless of whether I'm detailing one of my own cars or someone else's, showing a car, working a car show or shooting an episode of Car Crazy TV, I'm always on the move, having more fun than I should and enjoying every minute. And in the process, we trust that you're enjoying the ride, right along with us.*

Serious Car Care For  
**CAR**  
**Crazy**  
People!

# CONTENTS

- 1-2 HISTORY / 5 STEPS TO SHOW CAR PERFECT PAINT**  
Meguiar's history / A simple how to
- 3-4 QUESTIONS & ANSWERS / PRODUCT RANGES EXPLAINED**  
The answers to your most frequently asked questions
- 5-8 WASHING**  
Clean your car with Meguiar's shampoos, conditioners & washing accessories
- 9-12 CLEAN & PREP**  
Removing defects, preparing your paint and building the foundation for a great finish
- 13-15 POLISH & WAX**  
For unbeatable gloss finish and unrivalled protection
- 16 WASH & WAX KITS**  
Great value kits, comprising of some of our best selling products
- 17-20 OTHER SURFACES**  
Products designed with the perfectionist in mind
- 21-22 ORDER PRODUCT**  
All the details required to order anything from this catalogue
- 23-26 WHEELS & TYRES**  
A comprehensive selection to meet your needs
- 27-28 INTERIOR**  
Clean, protect & maintain all interior surfaces
- 29-30 MAINTAIN**  
Keep your vehicle looking great between washes
- 31-34 ACCESSORIES**  
Accessories to make the most of our formulations
- 35-36 MOTORCYCLE**  
Meguiar's line-up of products formulated specifically for motorcycle surfaces
- 37 MERCHANDISE**  
Apparel for the true Meguiar's devotee
- 38 2012 SHINING STARS**  
A selection of cars showing the stunning results you get from using Meguiar's
- 39-48 DETAILING GUIDE 2013**  
Explaining the Meguiar's five steps to Show Car perfect paint
- 49-53 STOCKISTS**  
Find a local Meguiar's retailer in your area



**Meguiar's**  
SINCE 1901



**W**hat began over a century ago as a simple furniture polish laboratory in the garage of founder Frank Meguiar Jr., now spans four generations of the Meguiar family. In his wildest dreams, it's doubtful that Frank Meguiar, Jr., could have foreseen what his first bottle of furniture polish in 1901 would evolve into over the next 100+ years.

Meguiar's® Inc. has become the global leader in appearance care and is proud to offer our next generation of products, tools and accessories to serious car enthusiasts. We strive to set an entirely new standard for quality and performance in the industry.

From his first bottle of furniture polish, Frank Meguiar, Jr. built his business on excellent products and an understanding of consumer's needs. Today, Meguiar's enduring and strong relationship with serious car enthusiasts worldwide has created a level of trust and respect for the brand that transcends our products and embodies the lifestyle of the car hobby. To this day, Meguiar's is committed to delivering products and building relationships that excite and unite car enthusiasts and professionals worldwide.



# 5 STEPS

TO SHOW CAR PERFECT PAINT

## 1 WASH

Wash your car using water and a specially formulated car wash and conditioner. Dishwashing soaps & detergents strip your car's wax and can dry your paint out leading to a loss of gloss and shine. All Meguiar's washes are also environmentally safe.

## 2 CLEAN/PREP

Stubborn contaminants bonded to the paint surface can be safely and quickly removed using Meguiar's Detailing Clay. Fine scratches and swirls are most noticeable on dark coloured cars and are usually caused by particles of contaminants on wash sponges and drying towels. The most effective way to remove below surface paint problems like oxidation, fine scratches and swirls is to use a non-abrasive, clear-coat safe paint cleaner like Meguiar's Ultimate Compound.

## 3 POLISH (optional)

Polishing is recommended as an optional step, especially for dark coloured cars, prior to waxing to help create the ultimate in high gloss.

## 4 WAX/PROTECT

To protect and add a brilliant gloss to your paint's surface, use only premium car wax products like Meguiar's Gold Class Carnauba Plus, NXT Tech Wax 2.0 or Ultimate Wax.

## 5 MAINTAIN

Regular maintenance removes above surface contaminants like bird droppings or tree sap before they have time to bond or etch into your paint finish. Meguiar's Quik Detailer® or Ultimate Quik Detailer dramatically extend the durability of your wax protection.



Over the years, we receive car care questions that come up time and time again, so we thought we'd share them with you, since you are probably wondering the same things, too...

### WHAT'S YOUR BEST WAX?

That depends on your definition of "best", because what's best for you may be different from the next car guy. What's most important to you?

- Speed? Ultimate Quik Wax™ spray is the hot ticket for a fast coat of wax.
- Long-lasting water beading in a hi-tech synthetic? Ultimate Wax™ is "best".
- Do you prefer a natural carnauba wax? You'll love our Gold Class™ Carnauba Plus wax with premium carnauba.
- Cost/value/time-saving? Then it's the tried-&-tested, all in one action of our classic Cleaner Wax.

### WHAT'S THE BEST PRODUCT TO USE ON MY NEW CAR?

All of Meguiar's® products are safe to use on your new car, but brand new cars are unique in that the paint should be in excellent condition. If you adopt just a few routine maintenance procedures, you can keep your car looking showroom new for a long, long time. As Bary Meguiar often says, "Frequent car care is EASY car care!"

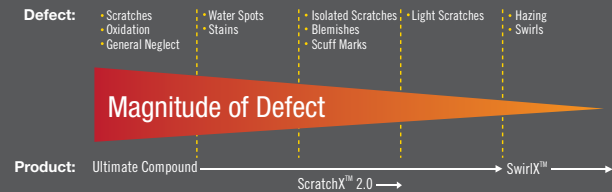
- Follow the 5 steps to paint care, using products designed for automotive care Our Brilliant Solutions New Car Kit (G3200) is designed to start you off.
- Wash your car weekly, using a quality microfibre wash mitt and premium car wash/shampoo.
- Apply a high quality automotive wax 3-4 times a year.
- Maintain your car in-between washes by using a mist and wipe Quik Detailer™ to remove dust & contaminants.
- Clay your car as needed.
- Protect your interior and exterior trim and tyres with quality protectant and tyre dressing, and leather conditioner for leather.

### ARE YOUR PRODUCTS "CLEAR COAT SAFE"?

YES!!! All of Meguiar's® products have been formulated to work safely on clear coats. Meguiar's® has a long-standing history and relationships with vehicle and paint

## Defect Removal Solutions

Meguiar's® has the right product for your specific problem  
All are easy, effective and clear coat safe!



manufacturers, ensuring our products are compatible with the latest technological advancements in vehicle surface coatings (or "paint").

### HOW DO I GET RID OF SWIRL MARKS AND SCRATCHES?

It depends on the severity and extent of the blemish. First, if you can catch your fingernail in the scratch, you will need professional help to correct it as it's very deep. Otherwise, we recommend the following (Note that ALL of these products are clear coat safe):

- For very light scratches and swirls (those fine circular lines that ring a light source reflected in your paint), SwirlX™ is the answer and may be applied by hand, orbital buffer or dual action polisher (DA polisher).
- For heavier scratches, oxidation, or just generally neglected paint, Ultimate Compound is the perfect choice. It too can be safely applied by hand, orbital buffer or with a DA polisher.
- If you have an isolated scratch, fingernail mark or light scuff, ScratchX™ 2.0 will safely provide the muscle to remove it.



# OUR RANGES

## CLASSIC



Our essential products for those who want to maintain the look of their car effectively at the best price.

## PREMIUM



Our premium line of products that offer long-lasting protection and enhanced chemistry to keep your car looking its best.

## ULTIMATE



Our latest synthetic and most technologically advanced products for enthusiasts who want the best products for their cars.

## FREQUENCY

**ONCE A YEAR**

CLAY & COMPOUND

**ONCE A QUARTER**

POLISH & WAX

**ONCE A MONTH**

SPRAY WAX

**ONCE A WEEK**

DETAILING SPRAY & WASH & WAX

(minimum recommended intervals)

**Meguiar's**  
SINCE 1901



## ULTIMATE WASH & WAX

*Ultimate Wash & Wax is the perfect way to clean and shine your car's finish in-between regular waxing, boosting your protection, glossiness and shine! Meguiar's® hybrid blend of premium carnauba wax and synthetic polymers provides protection and shine while you wash. Ultimate Wash & Wax is compatible with all Meguiar's® washes and waxes.*

473ml **£8.99** Product code: **G177475**

1420ml **£15.99** Product code: **G17748EU**



In automotive paint care, washing and cleaning are not the same. While they sound similar, they are vastly different procedures. **WASHING** removes loose contaminants from your finish like dust, road grime, and fresh bird droppings. A common misconception is that dishwashing detergent is safe to use as car wash. Absolutely not!

Detergents are formulated to strip everything off of the surface, leaving it squeaky clean. A squeaky paint finish tells you that it has no protection. With repeated use, dishwashing detergents remove everything from your paint finish including waxes, silicones and polymers. Once this is accomplished, they then proceed to remove the life giving oils in your paint finish, actually accelerating the oxidation process.

All of Meguiar's car wash products are pH balanced and specifically formulated to enhance the appearance and protection of automotive paint finishes.



# WASHING

## NXT GENERATION™ CAR WASH

*Our latest synthetic, polymer-based shampoo penetrates, emulsifies and dissolves dirt without stripping off wax protection. The pH balanced formula will gently, yet effectively remove the toughest road grime and surface contaminants.*

532ml **£7.99** RRP Product code: **G12619EU**

1892ml **£15.99** RRP Product code: **G12664EU**



## GOLD CLASS™ CAR WASH

*Luxurious lather and rich conditioners nourish your finish and the brilliantly slick surface chases water off your paint, reducing drying time and leaving a shimmering gloss. 'Molten Magic' is just one of the terms our customers have used to describe our best selling shampoo in the UK.*

473ml **£7.99** RRP Product code: **G7116EU**

1892ml **£15.99** RRP Product code: **G7164**



## SOFT WASH GEL

*Years ago we invented this wash gel that is super thick, super rich and super concentrated. It is unlike any other car wash on the market. It contains optical brighteners to enhance the brilliance of the paint finish... and it won't strip off wax protection. It's completely safe on all surfaces, including the very latest paint finishes.*

473ml **£7.99** RRP Product code: **A2516**



## GRIT GUARD®

Grit Guard helps prevent swirl marks inflicted during the wash process by removing small particles of dirt and debris which would otherwise be rubbed across the surface of the paint. The Grit Guard fits snugly into the bottom of the available bucket. This will help remove dirt and leave it safely at the bottom of the bucket.

Grit Guard **£11.99** RRP Product code: **X3003**  
Grit Guard & Bucket **£18.99** RRP  
Product code: **G408B**

## LAMBSWOOL WASH MITT

Our Lambswool Wash Mitt will pamper your paintwork and is ideal for sensitive finishes that mark easily. The gentle washing action of genuine lambswool is much better than sponges and conventional wash mitts. On the reverse side there is a special non-abrasive bug removing gauze.

**£11.99** RRP Product code: **A7301**

## SUPER THICK MICROFIBRE WASH MITT

Our new and improved Microfibre Wash Mitt allows for swirl-free washing while lifting and trapping the dirt. This super-soft Microfibre Mitt provides a gentle wash action and is machine washable.

**£9.99** RRP Product code: **X3002EU**

## WATER MAGNET® DRYING TOWEL

This extra large (70cm x 55cm) microfibre drying towel absorbs three times the water of traditional terry towels and gives fast, spot-free results. The Water Magnet will significantly reduce the time taken to dry your vehicle. Machine washable.

**£12.99** RRP Product code: **X2000EU**



# WASHING

## 1.2 SQ. METRE (4 SQ. FT.) NATURAL CHAMOIS

*Meguiar's 100% natural sheepskin chamois offers unsurpassed thickness and is created through a premium tanning process to deliver maximum absorbency and durability. You'll not find a better quality natural chamois.*

**£17.99** RRP Product code: **X2100**





# Meguiar's

**CLEANING**, or Surface Preparation, removes stubborn, bonded above surface contaminants, as well as below-surface defects, like stains, blemishes and oxidation.

After your car is washed, pass your fingertips over the surface. Do you feel roughness like micro speed bumps on your paint? If so, these are above-surface, bonded contaminants.

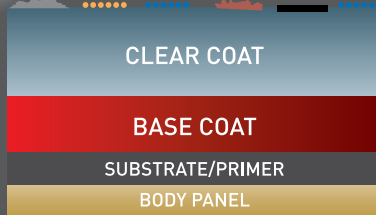
Generally, you'll notice this contamination on your car's horizontal surfaces, but you may also see small, dark spots /specks on the rear and lower surfaces of a light coloured car. Over time, these contaminants will dull your paint and rob your car of its shine.

Fortunately, Meguiar's® Smooth Surface™ Clay Kit includes everything that you need to safely, and easily, remove bonded contaminants. And no, clay bars are NOT only for professional use. If you have ever played with Silly Putty, you can use clay.

Simply form 1/2 of our non-abrasive, synthetic clay bar into a pancake-looking wafer. Placing the clay bar at your fingertips (working on a washed and dried car, of course!) lightly move the clay bar back and forth over the surfaces after using Meguiar's® Quik Detailer® for lubrication. The bar will grab and gently remove all bonded contaminants, leaving the surface as smooth as glass!

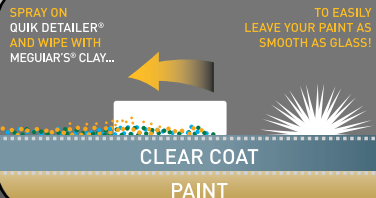
## Above-surface contaminants

FRESH BIRD DROPPINGS   DUST   TREE SAP MIST   INDUSTRIAL FALLOUT   ROAD FILM   OVER SPRAY



Above-surface contaminants such as industrial fallout and tree sap can be detected by running your finger tips over the paint finish after washing and drying. Any 'grittiness' felt can be removed using Meguiar's® Smooth Surface™ clay.

## CLAY REMOVAL OF CONTAMINANTS



## QUIK CLAY STARTER KIT

Tree sap, overspray and industrial fallout are just a few of the contaminants that bond to your paint's finish, making it 'gritty' and lacklustre. Meguiar's Quik Clay Starter Kit will quickly and safely restore a smooth-as-glass finish. Polishes and waxes then apply and wipe off in less time with dramatically improved results.

**KIT INCLUDES:** 473ml Quik Detailer, 1 individually wrapped 50g clay bar.

**£16.99** RRP Product code: **G1116EU**




# CLEAN & PREP

## SMOOTH SURFACE™ CLAY KIT

Our non-abrasive clay bar safely, easily and instantly removes paint overspray, fallout, environmental contaminants and more, making waxing easier and more durable. The Smooth Surface Clay Kit provides the best performance and the best value.

**KIT INCLUDES:** 473ml Quik Detailer, 1 x Supreme Shine Microfibre Towel, and 2 x individually wrapped 80g clay bars with plastic storage box.

**£26.99** RRP Product code: **G1016**



## SMOOTH SURFACE™ CLAY BAR REPLACEMENT

Our replacement clay bar makes it convenient for you to replace just the clay contained in our clay kits. This non-abrasive clay bar safely, easily and instantly removes paint overspray, fallout, environmental contaminants and more, making waxing easier and more durable. Always use a spray detailer like Meguiar's Quik Detailer™ with this product.

1 x 50g bar **£9.99** RRP  
Product code: **G1001EU**



**A**fter removing bonded contaminants that you can feel, examine the finish from different angles and light sources to detect below-surface defects like oxidation (dullness), stains/blemishes and fine scratches.

Meguiar's® offers a range of clear-coat safe products to remedy below surface defects. Refer to the chart on page 3 to help identify the best product for your specific need (call our Customer Care Team or go online at [www.meguiars.co.uk](http://www.meguiars.co.uk) if you have questions).

### Below-surface defects

ACID RAIN  
ETCHING

SCRATCHES

OXIDATION

STAINS

CLEAR COAT

BASE COAT

SUBSTRATE/PRIMER

BODY PANEL

Small below-surface imperfections such as oxidation, stains, small marks and scratches can be safely removed using Meguiar's® ScratchX™ 2.0, SwirtX™ or Ultimate Compound, giving a flawless finish prior to polishing and waxing.

### GOLD CLASS™ BUG AND TAR REMOVER

Bug splatter and road tar are highly adhesive and when left in place, will bond to your paint, potentially causing etching or staining. This formula is specifically designed to safely remove these contaminants before they damage your finish.

473ml **£7.99** RRP Product code: **G10716**



### WATER SPOT REMOVER

Meguiar's Water Spot Remover has been formulated to gently polish away water spots from paint, glass, chrome, hard plastic and all metals. This easy to use product gives you the defect removal of a compound with the gloss enhancement of a polish.

**AVAILABLE FROM SPRING 2013**

414ml **£14.99** RRP Product code: **A3714**



**NEW!**



# CLEAN & PREP

## STEP 1 DEEP CRYSTAL® PAINT CLEANER

This non-abrasive paint cleaner has been improved to deliver even stronger performance with no chemical odour. It safely removes road grime, surface contamination, light oxidation, swirls and light scratches to restore damaged and dull finishes. Prepares all paint types for polishing and waxing.

473ml **£9.99** RRP Product code: **A3016EU**



**LIGHT**

## SWIRLX™

Spider webs, holograms, towel marks, swirls... Car guys tell us that eliminating them is their number one problem. In response, we've developed SwirlX to remove swirls and light scratches from all paint finishes. Formulated from our expertise in the paint industry, SwirlX is clear coat safe and consumer friendly. In addition, SwirlX can be applied by hand or with our DA polisher and leaves a brilliant, swirl-free surface that maximises gloss and reflectivity.

450ml **£10.99** RRP Product code: **G17616EU**



**SWIRL REMOVAL**

## SCRATCHX® 2.0

Meguiar's® introduces a new and improved formula for isolated scratch and scuff removal, ScratchX 2.0. This new formula has been specifically developed for hand application to quickly remove isolated scratches, fingernail marks, paint transfer and parking lot scuffs. Unique micro-abrasives correct these defects fast and are completely clear coat safe. Not just a "cover-up", ScratchX 2.0 is a special formulation designed to completely remove scratches, ensuring that once they are gone, they stay gone!

207ml **£8.99** RRP Product code: **G10307EU**



**HEAVY**

## ULTIMATE COMPOUND™

Meguiar's® has revolutionised rubbing and polishing compounds with Ultimate Compound. Our new abrasive technology quickly removes stubborn oxidation, stains, bird dropping blemishes and other sub-surface defects while polishing the surface to a mirror finish. Unlike traditional rubbing and polishing compounds that scour the surface, our new clear coat safe micro-abrasives produce an amazingly clear finish that is free from scratches, hazing and swirls. Whether working by hand or with our DA polisher, Ultimate Compound is the perfect choice to prepare your paint's surface for your favourite Meguiar's wax.

450ml **£10.99** RRP Product code: **G17216EU**



**Meguiar's**  
SINCE 1901



**P**OLISHING is an optional step, and is different from **WAXING**.

While some modern-day marketers have caused confusion by naively misusing the terms, the definitions are clear.

As in polishing a diamond, the sole purpose of polishing is to create brilliant high gloss. For car show enthusiasts who are obsessed with having perfectly clear reflections, Meguiar's® Ultimate Polish is the perfect choice. Others may be looking to remove the last hints of swirl marks while maximising the gloss.

### **DEEP CRYSTAL STEP 2 POLISH**

*Deep Crystal System Polish is a pure polish that has been specially formulated to create a dazzling, high gloss finish by conditioning and nourishing the paint. It is that extra step necessary to create the ultimate, wet-look, show car shine.*

473ml **£9.99** RRP Product code: **A2116EU**

### **ULTIMATE POLISH**

*Meguiar's Ultimate Polish is the final step before waxing for maximum gloss and reflectivity. Rich polishing oils add a deep, rich, wet look to paint especially on dark coloured cars. For best results this should be followed by Ultimate Wax.*

473ml **£10.99** RRP Product code: **G19216EU**



# POLISH & WAX

## **GOLD CLASS™ CARNAUBA PLUS PREMIUM WAX**

Meguiar's® Gold Class™ Carnauba Plus wax creates strong, long-lasting protection to preserve your finish. The proprietary blend of premium carnauba plus protecting polymers delivers amazing results and this unique formula leaves your paint brilliantly reflective. Easily glides on and off, without leaving any dusty residue. This product can be applied by hand or dual action polisher.

Liquid 473ml **£18.99** RRP Product code: **G7016EU**

Paste 311g **£18.99** RRP Product code: **G7014EU**



## **NXT GENERATION™ TECH WAX™ 2.0**

NXT Generation Tech Wax 2.0 produces unbelievably deep, vibrant colour and a dramatically clear wet-look. Hydrophobic Polymer Technology™ provides relentless water beading and protection against oxidation, corrosion, UV rays and surface degradation. "Hydrophobic" means "water-fearing" and this new breakthrough technology builds such incredible protection and surface tension that water beads up and just glides off your paint finish, wash after wash!

Liquid 532ml **£19.99** RRP Product code: **G12718EU**

Paste 311g **£19.99** RRP Product code: **G12711**



## **ULTIMATE WAX™**

Meguiar's Ultimate, our bar is simply higher. This is our most advanced, pure synthetic hydrophobic wax which offers our longest lasting protection. New synthetic polymers crosslink to form a protective barrier that amplifies reflections for incredible depth & mirror-like shine, without leaving white residue on plastic and rubber. Meguiar's® Thin Film technology makes application and wipe-off effortless, even in full sun!

Liquid 473ml **£26.99** RRP Product code: **G18216EU**

Paste 311g **£26.99** RRP Product code: **G18211EU**





## STEP 3 CARNAUBA WAX

*In order to lock in the shine and protect the eye-dazzling finish you created with Steps 1 and 2 of the Deep Crystal System, you need to apply a protective coating that will enhance the gloss. This carnauba based wax delivers durable, long-lasting, high gloss protection.*

473ml **£9.99** RRP Product code: **A2216EU**



## LIGHT WAX

*This wax has been specially formulated for light and white coloured cars. Light Wax focusses on cleaning the paint and increasing the paint brilliance. This product cleans, polishes and protects your paint in just one step.*

**AVAILABLE FROM SPRING 2013**

198g **£13.99** RRP Product code: **G6107**



**NEW!**

## DARK WAX

*This wax has been specially formulated for dark to black coloured cars. Dark Wax focusses on polishing the paint to generate a wet, glossy look. This product cleans, polishes and protects your paint in just one step.*

**AVAILABLE FROM SPRING 2013**

198g **£13.99** RRP Product code: **G6207**



**NEW!**

# WASH & WASH KITS

## GOLD CLASS™ WASH & WAX CAR CARE KIT

We are pleased to offer a money saving kit that pairs two of our most popular products! Our top selling Gold Class Shampoo and Conditioner is paired together with our multi-award winning Gold Class Liquid Wax. An unbeatable combination with a saving of £6.99 when compared with the RRP of the two items purchased separately.

**KIT INCLUDES:** 473ml Gold Class Car Wash Shampoo & Conditioner and 473ml Gold Class Liquid Wax.

KIT **£19.99** RRP Product Code: **G9966EU**

## NXT GENERATION WASH & WAX CAR CARE KIT

This is an ideal starter kit for those new to the Meguiar's range and want the most technologically advanced products. Containing our NXT Car Wash, NXT Tech Wax 2.0, Wash Mitt, Microfibre and applicator pad. The kit represents a saving of over £8.97 against the cost of the items purchased separately.

**KIT INCLUDES:** 532ml NXT Generation Car Wash Shampoo, 532ml NXT Generation Tech Wax 2.0, X3002 Microfibre Wash Mitt, X2010 Supreme Shine™ Microfibre and applicator pad.

KIT **£35.99** RRP Product Code: **G9977EU**

## BRILLIANT SOLUTIONS NEW CAR KIT

Meguiar's New Car Kit helps to keep your car looking showroom sharp. The kit contains precisely selected products to wash, dry and wax your car. It includes everything you need but water and a bucket.

**KIT INCLUDES:** Ultimate Wash & Wax 473ml, Ultimate Wax 177ml, Endurance 177ml, Microfibre Wash Mitt, Water Magnet, Microfibre and 2 x Soft Foam Applicator pads.

KIT **£39.99** RRP Product Code: **G3200**

## BRILLIANT SOLUTIONS PAINT RESTORATION KIT

Meguiar's Paint Restoration brings new life and shine to dull, neglected paint. Our pre-selected products eliminate the guess work. The kit has everything you need from wash and clay, to compound and wax.

**KIT INCLUDES:** Gold Class Car Wash 473ml, Quik Detailer 295ml, Clay bar 50g, Ultimate Compound 295ml, Gold Class Carnauba Plus 177ml, 2 x Microfibre and 2 x Soft Foam Applicator Pads.

KIT **£39.99** RRP Product Code: **G3300**



**Meguiar's**  
SINCE 1901



### **ENGINE CLEAN**

*Meguiar's® Engine Clean is the enthusiast's choice for safe, effective and easy engine cleaning. The fresh smelling, biodegradable formula quickly lifts away dirt, grime and grease to clean even the hardest-to-reach under-hood areas. Safe on rubber and plastic and guaranteed not to degrade fittings or hoses, Meguiar's® Engine Clean is the easy way to leave your engine bay looking just detailed.*

450ml **£9.99** RRP Product code: **G14816EU**

### **ENGINE DRESSING**

*Meguiar's® Engine Dressing is the safe, easy-to-use solution to keep the variety of materials used on and around engines looking their best. The non-greasy formula leaves a deep, rich appearance while providing long-lasting protection on plastics, rubber and hoses. Protect, preserve and enhance everything under your vehicle's hood with Meguiar's® Engine Dressing.*

450ml **£9.99** RRP Product code: **G17316EU**





# OTHER SURFACES

## CONVERTIBLE & CABRIOLET CLEANER

Meguiar's® Convertible & Cabriolet Cleaner provides quick, effective and easy cleaning of all canvas, cloth, mohair and vinyl tops. This dedicated cleaner safely removes contaminants and stubborn stains like hard water, bird droppings and oil without drying out convertible tops. Meguiar's® Convertible & Cabriolet Cleaner cleans mildew stains and leaves a brightened, like-new appearance to ensure that your convertible top looks its best.

450ml **£9.99** RRP Product code: **G2016EU**



## CONVERTIBLE & CABRIOLET WEATHERPROOFER

Protect and preserve your convertible top with Meguiar's® Convertible & Cabriolet Weatherproofer. This comprehensive formula creates a protective barrier that delivers long-lasting defence against UV rays, acid rain, bird droppings, stains and more. Specially developed for use on canvas, cloth, mohair and vinyl tops, Meguiar's® Convertible & Cabriolet Weatherproofer is the easy-to-use solution to keep your convertible top looking like-new.

500ml **£10.99** RRP Product code: **G2112EU**



# Meguiar's

SINCE 1901

## PERFECT CLARITY GLASS CLEANER

Meguiar's Perfect Clarity Glass Cleaner comes from years of working with professional detailers to find the quickest and most effective way to clean glass and mirrors. This unique formula spreads and wipes off quickly, with superior cleaning ability to tackle even the dirtiest glass. Easily removes vinyl fog residue, road grime, bird droppings and bug splatter.

473ml **£8.99** RRP Product code: **G8216EU**



## ALL PURPOSE CLEANER

All Purpose Cleaner was developed in our professional line of products to help clean up the mess that soap and water can't remove. It removes the toughest dirt, grease and tar from both the inside and outside of your car. It is a quick and effective cleaner that is safe on all carpets and fabrics.

AVAILABLE FROM SPRING 2013

710ml **£10.99** RRP Product code: **G9624**



**NEW!**

## NXT GENERATION™ METAL POLYSH

This revolutionary metal polish cleans, shines and protects all wheels, stainless steel exhausts, chrome air intakes and valve covers. It also gives a great finish to aluminium, brass, copper, silver and all other brightwork components. Meguiar's Microscopic Diminishing Abrasive Technology removes built up oxidation, tarnish and staining faster and safer than traditional harsh abrasives. Anti-corrosive technology locks in the shine.

142g **£9.99** RRP Product code: **G13005EU**



## ONE-STEP HEADLIGHT RESTORATION KIT

Save hundreds by restoring your headlights instead of replacing them! Safe & easy to use with your drill. Included Plast-RX™ Cleaner & Polish quickly removes oxidation, restoring clarity & safety to headlights. Safe & effective on ALL clear plastics.

**KIT INCLUDES:** 150ml Plast-RX™, Drill operated easy buff pad and a microfibre towel.

Kit **£19.99** RRP Product code: **G1900UK**



# OTHER SURFACES

## PLAST-RX™ CLEAR PLASTIC CLEANER & POLISH

*This easy to use, rich gel formula quickly restores optical clarity to both rigid and flexible clear plastics. Cutting edge technology removes light oxidation, chemical degradation, surface contamination and stains with ease.*

296ml **£8.99** RRP Product code: **G12310UK**



## ULTIMATE PROTECTANT DASH & TRIM RESTORER

*No longer do you have to settle for protectants that last only days. Utilising break-through UV clear coat technology, Meguiar's® Ultimate Protectant offers superior UV protection & shine that significantly outlasts conventional protectants. This powerful protectant creates rich shine & darkness on interior surfaces such as dashboard and door panels and brings new life to exterior trim and mouldings.*

355ml **£9.99** RRP Product code: **G14512EU**





# Meguiar's

SINCE 1901



## DELIVERY

We charge £3.99, including VAT, for postage and packing. Although most goods arrive much earlier, please allow 3-5 working days for delivery. Items may be sent separately, so don't worry if your entire order doesn't arrive in one parcel. We can deliver anywhere in the UK mainland. For details of off-shore delivery charges please contact our Customer Care Team on 0870 241 6696. We use a secure delivery service, which requires a signature at time of delivery. If the couriers are unable to make the delivery and obtain a signature, then they will leave a card to organise a time for you to be in when they next call or for you to pick the package up. Should a second delivery attempt fail, then there will be another p+p charge applicable.

## RETURNS

Always remember to obtain a 'Proof of Postage' certificate from your post office when returning goods. Returned goods should be sent to: Meguiar's UK, PO Box 6943, Daventry, NN11 1WW.

## TERMS AND CONDITIONS

**IMPORTANT** – cancellation notice – Under the Consumer Protection (Distance Selling) Regulations 2000 you have a statutory right to cancel your order and receive a full refund for any item or service, apart from items personalised for you. You may cancel your order by sending or delivering to us a letter, fax or e-mail cancellation at any time up to and including the seventh day (excluding Saturdays, Sundays and public holidays) after the day on which you receive your purchase. To contact us for this purpose please use the contact details to the left. If you exercise your statutory rights to cancel, you must immediately return to us, in the normal way, the items you do not wish to keep. Trading Terms – all offers are subject to stock availability. You will be notified of any price changes (for instance, due to a change of VAT) before or when the goods are sent to you, by a correction list or on a dispatch note. By shopping with us you agree that we may from time to time send you details of any special promotions of our goods and prices during the life of the catalogue. Volume discounts are available for trade enquiries. Call 0870 241 6696 for details.

## CUSTOMER CARE TEAM

Meguiar's Customer Care representatives are trained in every aspect of automotive surface care. They understand the needs techniques employed by body shops, professional detailers and by specialist concours participants.

## PLACING YOUR ORDER

BY PHONE:

**0870 241 6696**

(9am-midnight Mon-Fri, 3pm-11pm Saturdays, closed Sundays)

BY FAX:

**01327 300 116**

(24 hours a day / 7 days a week)

BY POST:

**Meguiar's UK**

PO Box 6943, Daventry, NN11 1WW

BY INTERNET:

**meguiars.co.uk**

Calls charged at National rate  
9am-midnight Mon-Fri, 3pm-11pm

Saturdays. Closed Sundays. All calls after 5pm will automatically be redirected to our USA Customer Care Team but callers will only be charged the UK National Rate.



# ORDER FORM

## YOUR ORDER

Page	Prod. code	Product	Qty	Single price	Total price

Add p&p at £3.99

**TOTAL**

## METHOD OF PAYMENT

### Cheque

I have enclosed a cheque for £

(make cheques payable to: 'Meguiar's UK')

### Credit/Debit

Please charge my \*credit/debit card (\*delete as necessary)

Amount £                      Card start date:

Card expiry date:          Issue no.

Card Number:

Card Verification No.

Cardholder's Signature

## BILLING DETAILS

Mr/Mrs/Miss/Ms                      Address

Postcode

Landline tel. No.                      Preferred Contact No.

## DELIVERY ADDRESS (IF DIFFERENT)

Mr/Mrs/Miss/Ms                      Address

Postcode

Landline tel. No.                      Preferred Contact No.



We also use your information, including shopping habits, to open and run your account and for our marketing. We may share your information with third parties. We or they may contact you for marketing purposes by mail, telephone or e-mail. If you do not wish to be contacted by third parties for marketing purposes please tick the box.

**Meguiar's**  
SINCE 1901



### **HOT RIMS™ BRAKE DUST BARRIER**

*We all love clean wheels, but wouldn't it be nice to have them without the work? Meguiar's Hot Rims Brake Dust Barrier uses advanced technology to provide a barrier between dirt and your wheels. Hot Rims Brake Dust Barrier makes your wheels easier to clean, outlasts other wheel products and is safe on all wheels – even chrome.*

255g **£10.99** Product code: **G15009EU**



# WHEELS & TYRES

## HOT RIMS™ ALL WHEEL & TYRE CLEANER

*The name says it all. Hot Rims All Wheel & Tyre Cleaner is unlike any formula in the world for removing grime, grit and brake dust from all types of wheels and tyres. Our Xtreme Cling formula is designed to cling vigorously to vertical surfaces, break down dirt and grime and leave a brilliant shine.*

710ml **£9.99** Product code: **G9524EU**



## VERSA-ANGLE WHEEL FACE BRUSH

*Designed to safely wash and clean any wheel surface. These super soft bristles will not scratch your wheels and the varied bristle angles mean greater surface contact and more efficient cleaning. The reversible, quick-change handle provides the flexibility to reach all angles.*

**£12.99** RRP Product code: **X1025EU**



## ULTRA-SAFE WHEEL SPOKE BRUSH

*This handy brush safely and easily cleans the most intricate wheel details. The soft, broad bristles thoroughly clean those intricate interior and exterior wheel surfaces of brake dust and road grime. The brush incorporates a non-scratch safety tip and a solid, tactile handle grip.*

**£8.99** RRP Product code: **X1160EU**



**Meguiar's**  
SINCE 1901



### **HOT SHINE™ TRIGGER SPRAY**

*Hot Shine delivers a high-gloss shine in a convenient trigger spray. Highly water resistant polymers combined with anti-ozonant technology to keep your tyres looking blacker longer, while preventing cracking, browning and premature ageing. The high gloss formula gives your tyres a wet-look with a dark shine. Simply spray and walk away!*

710ml **£9.99** Product code: **G12024EU**



### **ENDURANCE® TYRE DRESSING**

*Endurance continues to be a favourite among enthusiasts looking for extra long-lasting performance with a great look. Premium ingredients produce a rich, dark shine that lasts weeks, not days, even through rain! Our unique formulations stop tyres from turning brown and eliminate the mess of overspray, drips, streaks and spotted driveways. .*

473ml Gel **£9.99** RRP Product code: **G7516EU**

709ml Spray **£9.99** RRP Product code: **G15524EU**





# WHEELS & TYRES

## TYRE DRESSING APPLICATOR PAD

Meguiar's Tyre Dressing Applicator Pad has been ergonomically designed for ease and accuracy of product application. The soft foam pad with contoured grip keeps hands mess free and is ideal for all tyres. Includes a protective sleeve for cleaner storage.

**£5.99** RRP Product code: **X3090**



## BRILLIANT SOLUTIONS WHEEL POLISHING KIT

DynaCone™ polisher & All Metal Polish make it fast & easy to achieve a mirror-like shine on polished wheels & metals in just minutes! Used with your drill, Meguiar's® proprietary diamond-shaped tool easily accesses & safely polishes even the most delicate & tricky wheel surfaces.

**KIT INCLUDES:** DynaCone polishing tool, 118ml All Metal Polish & 118ml Foam Pad Cleaner.

**£34.99** RRP Product code: **G3400EU**



**NEW!**





# Meguiar's

Since 1901

## **GOLD CLASS™ LEATHER & VINYL CLEANER AND CONDITIONER**

Meguiar's Gold Class Leather & Vinyl Cleaner is a quick solution to clean all leather and vinyl surfaces. Unlike harsh chemical cleaners that strip the leather's natural life-extending oils, this easy to use formula will remove stains as well as provide a revitalising appearance.

Gold Class Leather Conditioner combines aloe and premium conditioners to maintain the original look and feel of leather surfaces. The premium conditioner moisturises and protects without leaving white residue or artificial gloss.

473ml **£9.99** RRP Product code: **G18516EU** Cleaner

473ml **£9.99** RRP Product code: **G18616EU** Conditioner



## **GOLD CLASS™ RICH LEATHER CLEANER/CONDITIONER**

Want to condition your leather surfaces but don't want to deal with the white residue that traditional leather lotions leave behind? This premium formula provides a simple, but highly effective one step solution that cleans, conditions and protects leather without leaving behind any white residue or artificial gloss... perfect for use on all leather surfaces including those that are perforated, cracked and have stitching.

400ml **£9.99** RRP Product code: **G17914EU**

25 wipes **£9.99** RRP Product code: **G10900**



## **NATURAL SHINE VINYL & RUBBER PROTECTANT**

Maintain that "like new" look on dashboards, trim, tyres, and more. This complex formula includes mild cleaning agents that help remove day-to-day dirt and grime and restore the original natural finish. Includes UV blockers to help reduce the drying and fading effects of the sun.

473ml **£9.99** RRP Product code: **G4116EU**



# INTERIOR

## **SUPREME SHINE VINYL & RUBBER PROTECTANT**

For those who love shine, our new Supreme Shine Protectant is the fastest and easiest way to transform the appearance of dashboards, trim, door panels, plastic bumpers and tyres. Unlike other protectants that leave behind a greasy or dull looking finish, this durable formula creates a non-greasy, revitalising shine. Powerful UV blockers also help to defend against sun damage that can cause fading, cracking and discolouration.

473ml **£9.99** RRP Product code: **G4016EU**



## **QUIK INTERIOR DETAILER™**

The fastest way to clean all interior surfaces. Quik Interior Detailer maintains the look and feel of interior plastic, vinyl, leather, rubber, metal and audio/visual equipment. Non-smearing Quik Interior Detailer leaves a natural appearance and a fresh fragrance with every use.

473ml **£9.99** RRP Product code: **G13616EU**



## **CAR ODOR ELIMINATOR**

Removes offending odours forever using permanent odour encapsulating technology pioneered and perfected by Meguiar's. Unlike ordinary household odour products, Meguiar's Car Odor Eliminator does not break down with heat or moisture inside a car. Instantly, safely and permanently removes all strong odours.

473ml **£9.99** RRP Product code: **G2316EU**



## **CARPET & INTERIOR CLEANER**

Coffee, lipstick, oil and other tough stains don't have to become a permanent part of your carpets and upholstery. Unlike ordinary household cleaners, Meguiar's Carpet and Interior Cleaner lifts the most stubborn contamination without discolouring the surface.

437ml **£7.99** RRP Product code: **G9416EU**





# Meguiar's

SINCE 1901

Once a car is waxed, the best ongoing protection for your car's finish is regular attention, or **MAINTAINING** the finish. Regardless of whether your car is parked or being driven, it's in a hostile environment.

Everything that flies, from a gnat to a 747, expels contaminants that are determined to bond to and then etch into your car's finish. Add to this acid rain, industrial fallout and those unavoidable UV rays (the No. 1 cause of paint degradation), and you can see how your car is constantly under attack. The more your car is exposed to the elements, and the harsher the environment is where you live, the more attention your paint finish will require.

Fortunately, Meguiar's® has made it easy for you with our mist and wipe detailers. Meguiar's® Quik Detailer™ and Ultimate Quik Detailer™ allow you to safely and easily remove contaminants before they have time to bond to your paint finish. These products form the missing link between washing and waxing, allowing you to greatly extend the protective qualities of your car wax.

## ULTIMATE WASH & WAX ANYWHERE

Perfect for urban dwellers or those with limited access to water. Ultimate Wash & Wax Anywhere safely lifts away dirt and grime while leaving behind a protective layer of hydrophobic wax. In as little as 15 minutes, this new formula can change a drab and dirty appearance into a stunning, clean & shiny car, without a drop of water. What's more, depending on how dirty the car is, a single bottle, along with the help of a few microfibre towels can wash & wax up to five average sized cars.

828ml **£14.99** Product code: **G3626**



## ULTIMATE QUIK DETAILER™

Ultimate Quik Detailer is a revolutionary mist and wipe product that works like a spray detailer while enhancing wax protection. Hydrophobic Polymer Technology™ delivers an incredibly high surface tension which adds protection and causes water to bead relentlessly – wash after wash! Perfect for removing dust and fingerprints, Ultimate Quik Detailer leaves an ultra-slick, ultra-dark finish and is safe on all paint finishes.

650ml **£12.99** RRP Product code: **G14422EU**



## ULTIMATE QUIK WAX™

Meguiar's® Hydrophobic Polymer Technology™ is now available in an easy to use spray wax. Ultimate Quik Wax is the perfect solution for maintaining your paint's protection in between regular waxing. This new technology can even be applied in direct sunlight and leaves no white residue on plastic and trim. Simply mist on and wipe off. So fast and easy that you can wax your car in just minutes! The protection and relentless water beading, however, lasts for weeks.

450ml **£12.99** RRP Product code: **G17516EU**



# MAINTAIN

## **GOLD CLASS™ PREMIUM QUIK DETAILER**

As part of Meguiar's Premium Gold Class line, this new detailer is formulated to work especially well on dark colours, excelling with black cars and is perfect for removing dust and fingerprints. Gold Class Premium Quik Detailer leaves an ultra-slick, ultra-dark appearance and is safe to use on all paint finishes.

473ml **£10.99** Product code: **G7616EU**

## **GOLD CLASS™ PREMIUM QUIK WAX**

This new edition to the Meguiar's Gold Class family is the answer to achieving quick, dark, wet-looking shine. With a simple mist-on, wipe-off, Premium Quik Wax delivers the rich, warm protection that only carnauba can deliver. The "Premium" in this formula means it won't leave white residue on plastic or trim, and unlike most waxes, Gold Class Premium Quik Wax can be applied to a warm surface in direct sun.

473ml **£10.99** RRP Product code: **G7716EU**

## **QUIK DETAILER®**

Quik Detailer is the missing link between washes. It can be used anytime, anywhere to remove fresh contaminants before they have time to bond to the paint work, without scratching the surface. To restore that show car finish, simply mist on and wipe off using a Supreme Shine™ Microfibre or a 100% Cotton Terry Towel.

473ml **£8.99** RRP Product code: **A3316EU**

## **QUIK WAX™**

High-performance, spray-on carnauba wax offers deeper, darker reflections with increased gloss, shine and protection. Just spray on and wipe off, to wax your entire car (wet or dry) in just a few minutes.

473ml **£8.99** RRP Product code: **A1616**



**Meguiar's**  
SINCE 1901



### **SUPREME SHINE™**

*This incredibly plush microfibre gives amazing results. The thick, deep, dual-sided Microfibre pile absorbs three times more than traditional tery towels and the fibre structure reduces the effort needed to remove product residue. Machine washable.*

Single **£6.99** RRP Product code: **X2010EU**

Triple Pack **£14.99** RRP Product code: **X2020EU**





# ACCESSORIES

## SOFT BUFF™ TERRY TOWEL

Meguiar's Soft Buff Terry Towels are thick and plush to provide superior absorbency and a swirl-free finish. The towels are pre-washed for instant absorbency and lint-free performance.

**£6.99** RRP Product code: **X2040**



## SOFT FOAM APPLICATOR PAD

This pad is ultra soft and uses a tight cell foam structure to offer safe and even application of product on a variety of surfaces. Machine washable.

Twin Pack **£3.99** RRP Product code: **X3070EU**



## EVEN COAT™ MICROFIBRE APPLICATOR PADS

The specialised microfibre material of the Even Coat Applicator Pad produces amazing results when applying paint cleaners, polishes and waxes. This pad is ideally sized for long term comfort and you can wash and dry it as you would any of our towels. Machine washable.

Twin Pack **£5.99** RRP Product code: **X3080EU**



## MEGUIAR'S KIT BAG\*

We have designed a kit bag to transport your full Meguiar's collection. The bag is of heavy duty nylon construction including 2 interior net pockets and a larger front pocket, with embroidered Meguiar's logo and velcro foot.

**£19.99** RRP Product code: **ST015**



\*PRODUCTS NOT INCLUDED



### **VERSA ANGLE BODY DUSTER**

*Meguiar's Versa-Angle Body Duster safely and efficiently removes light surface dust from all paint finishes. The specially-treated dust head traps dust and safely lifts it away. With its versa-angle adjustable handle design the duster is ready to use on all surfaces.*

**£24.99** RRP Product code: **X1180EU**

### **ALL-SURFACE INTERIOR BRUSH**

*Designed with hard and softer bristle zones and an ergonomic palm grip to safely clean all interior carpet and cloth surfaces. The light yellow bristles loosen and release dirt and grime from the carpet fibres while the gold bristles safely clean all other interior surfaces.*

**£8.99** RRP Product code: **X1000**



# ACCESSORIES

## REUSABLE DETAILING SWABS

Ten each of two different-sized foam tipped swabs let you wipe away any grime and debris, apply product efficiently and remove residue from your vehicles many recesses.

£9.99 RRP Product code: **G301**

## MEGUIAR'S D.A. POLISHER VERSION 2

Whether you're a seasoned professional or a casual user who wants show quality, swirl-free results, this is the tool for you. Meguiar's Dual Action Polisher greatly reduces the amount of time it takes to apply paint cleaners, polishes and wax and produces results far superior to applying these products by hand. And because of its dual action-rotation and orbit-you never have to worry about damaging the paint (pad not included).

**KIT INCLUDES:** G220v2 Dual Action Polisher, 16.5cm D.A. Polisher Backing Plate, Backing Plate Spanner, D-Handle, Handle Attachment Bolts (2), Allen Key, Canvas bag.

£175 RRP Product code: **G220v2**

## SOFT BUFF™ 2.0 BUFFING PADS

New and improved, now machine washable! New foam technology, combined with a high-tech laminate provides durability and allows for machine washing, while the new 7 inch pad size reduces chatter for a smooth buffing experience and features a recessed backing for easy centering.


**Foam Polishing Pad 7"**

(light to moderate defects & gloss restoration) Product code: **W8207**

**Foam Finishing Pad 7"**

(waxing & gloss maximisation) Product code: **W9207**

£13.99 RRP Each



**Meguiar's**  
SINCE 1901



### **EZ CLEAN SPRAY & RINSE**

*Meguiar's Motorcycle EZ Clean is the safest and easiest way to clean your entire motorcycle. Using an exclusive pH balanced, biodegradable formula, this product will effectively clean the hard to reach parts on your bike without damaging the different surfaces found on a motorcycle. Our Xtreme Cling™ foam is designed to adhere to vertical surfaces and help remove dirt and grime. Safe for everyday cleaning of all surfaces on your bike!*

473 ml **£8.99** RRP Product Code: **MC20016**

### **DETAILER MIST & WIPE**

*Meguiar's Motorcycle Detailer keeps a waxed motorcycle looking "just waxed" and maintains a wet-look shine. Also removes harmful contaminants before they damage your finish. Use our Motorcycle Detailer right after your bike is hit by a rain shower, bird dropping or exposed to any other condition that ruins your bike's "just waxed" appearance. The safe, high lubricity formula lifts off dirt and grime without scratching while enhancing gloss. Details your entire motorcycle in minutes. Use it in the garage, at work or on the road for quick touch-ups. One bottle details up to 8 bikes.*

236ml **£6.99** RRP Product Code: **MC20108**





# MOTORCYCLE

## LIQUID WAX WET LOOK

Meguiar's Motorcycle Wax is the versatile, easy way to clean, polish and protect all paint finishes (including clear coats and gel coats) in one easy step! Durable and easy to apply and remove, Meguiar's Motorcycle Wax effectively and safely removes surface contaminants and blemishes that dull your finish, including fine scratches and swirl marks, to leave a high-gloss shine. For best results apply to a clean, smooth, cool surface in the shade.

177ml **£9.99** RRP Product Code: **MC20206**



## NO SLIP LEATHER CLEANER/CONDITIONER

Clean and protect your bike's leather and vinyl with Meguiar's Motorcycle Leather Cleaner /Conditioner. A premium blend of moisturisers and nutrients leaves leather & vinyl looking and feeling supple. The gentle, effective formula cleans, restores and enriches surfaces for a luxurious appearance and helps to prevent premature wear, such as drying and fading. Containing no solvents or irritating detergents, this ultra-rich formula won't leave a slippery residue or artificial gloss.

177ml **£6.99** RRP Product Code: **MC20306**



## PLASTIC CLEANER/POLISH

Restore clarity to clear plastics with Meguiar's Motorcycle Plastic Polish. Cutting-edge advancements in micro-abrasive technology gently removes fine scratches, surface stains, contaminants and light oxidation. Vital conditioning oils restore optical clarity, while highly water-resistant polymers provide long-lasting durable protection. Safe on helmets, eye shields or clear fairings.

177ml **£6.99** RRP Product Code: **MC20506**



## ALL METAL POLISH

Keeping exhaust pipes and other metal surfaces clean just got a lot easier with Meguiar's new Motorcycle All Metal Polish. Simply apply a small amount of polish onto any chrome, polished aluminium or other metallic surface for a mirror-like shine! Hard rubbing is not necessary and the residue buffs off easily. A unique polymer blend keeps metal surfaces brighter longer and you can achieve amazing results without hazardous chemicals and chemical odours.

197g **£9.99** RRP Product Code: **MC20406**



## MEGUIAR'S POLO SHIRT

100% cotton, 220gm/m2, pre-shrunk with embroidered Meguiar's logos.

- Small - Product code: **ST030SM**
- Medium - Product code: **ST030MD**
- Large - Product code: **ST030LG**
- Extra Large - Product code: **ST030XL**

**£14.99** RRP



## MEGUIAR'S HOODIE

80% Cotton 20% Polyester jet back hoody with embroidered Meguiar's logo. Double Fabric hood with gold contrast inner. Kangaroo pouch pocket with small opening for earphone cord. Hidden earphones loops.

- Small - Product code: **MEGHOODS**
- Medium - Product code: **MEGHOODM**
- Large - Product code: **MEGHOODL**
- Extra Large - Product code: **MEGHOODXL**

**£24.99** RRP



## MEGUIAR'S BASEBALL CAP

Embroidered black Meguiar's cap with adjustable back strap.

One Size **£6.99** RRP Product code: **ST012**



# SHINING STARS

Every month at Meguiar's we are inundated with emails, letters and phone calls from customers that want to tell us about the shine they have achieved by using Meguiar's products. Some send in pictures of their pride and joy and many of these get included in the monthly Shining Stars Gallery at [www.meguiars.co.uk](http://www.meguiars.co.uk). For every entry that is included, the owner receives a Supreme Shine Microfibre as a token of our thanks. Below are just a few entries from 2012.



#### January 2012 - BMW E30 M3

To clean and prepare my car I used Gold Class Car Wash, Ultimate Polish and your NXT Tech Wax 2.0. I have total faith in your products as they give such a great shine every time. **Jay Todd**



#### June 2012 - Silver Honda S2000

Firstly, I washed the car using the 2 bucket method with Gold Class Car Wash and a Meguiar's Lambswool Wash Mitt. I dried the car with a Water Magnet Drying Towel and clayed it with Smooth Surface Clay Kit. I then topped up the protection with the Step 3 Deep Crystal Carnauba Wax. The wheels are satin black so after the wash with Gold Class Car Wash I gave them a quick going over with Quik Detailer. **Matt Howard.**



#### November 2012 - Black BMW

The whole vehicle was snow foamed with Meguiar's Hyper Wash, then hand washed with a Lambswool Wash Mitt and the Ultimate Wash & Wax Shampoo using the 2 bucket method. The whole vehicle was then dried with a Water Magnet Drying Towel and then clayed. The car was machine polished with a G220 Dual Action Polisher and polishing pad. The tyres were dressed with Endurance Tyre Gel and the car was then waxed with 2 coats of Meguiar's Ultimate Paste Wax. I find the Meguiar's products are the only products that deliver the quality I desire. **Will Ayres**



Meguiar's  
SINCE 1901



Detailing  
Guide  
2013



# WASHING

## WASHING

The vehicle should be hosed down while the bodywork is cool or in the shade. A jet wash can be used, however be cautious not to work too closely to the panel and always spray at a 45 degree angle, this will blow the dirt and grime away from the paintwork. It is important that the bottom third of the car is rinsed thoroughly as this is where much of the road dirt and salts accumulate. **(Fig.1 and 2)**

More than half of all the people who wash their own car use dishwashing detergents.



Fig.1



Fig.2



Fig.3

These dishwashing detergents strip off all of your wax protection and then pull the vital oils out of the paint just like too much detergent does to your hands. This dries your paint out and accelerates the oxidation process. When you wash your car, only use a car wash shampoo, like Meguiar's Ultimate Wash & Wax. This will enhance the appearance of your paint finish without stripping polish and wax while flushing off loose contaminants. **(Fig.3)**

Use the two bucket method or bucket and grit guard, to ensure the dirt is separated from the main washing solution. The grit guard inserts into the bottom of the bucket and the fins of the grit guard stop any sediment being swirled back into the washing solution. The two bucket method uses one bucket of car wash solution and one of clean water. Firstly charge the wash mitt with the soapy car wash solution and wash the panel. Before recharging the wash mitt with car wash

solution, rinse it in the clean water. This will separate the dirt and grit from the car wash solution, meaning even less swirl marks will be inflicted.



Fig.4

Sponges are a major contributor to the infliction of fine scratches or 'swirls'. This is why Meguiar's recommend using either a Lambs Wool Wash Mitt or Microfibre Wash Mitt **(Fig.4)**. The wash mitt allows for swirl-free washing by lifting and trapping dirt within its pile. It is important to rinse the wash mitt every time it is dipped back into the wash solution, so that any loose grit is freed from the mitt.



Fig.5

Once the vehicle has been washed, carry out a final rinse with a free flowing stream of water. This will help create a sheeting effect, which will reduce the drying time. **(Fig.5)**

Any water that is left on the surface can be removed with a Water Magnet. This large microfibre drying towel gives fast and spot free results, reducing the time it takes to dry your vehicle. Inner door edges should also be cleaned, as water and dirt can also build up here. **(Fig.6)**


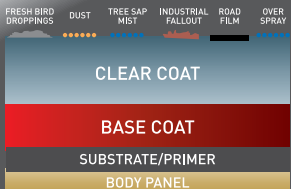


Fig.6

**Tip:** Meguiar's are frequently asked which is better, a Water Magnet or Natural Chamois. The Water Magnet is more durable in that it can be machine washed after use (do not use fabric softener). A Chamois must be regularly maintained to ensure it has a long life.

### Above-surface contaminants



### SURFACE PREPARATION

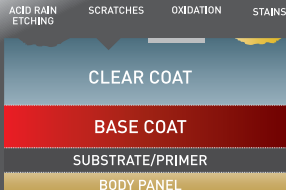
Any above surface contaminants such as tree sap, industrial fall-out and tar can be removed using the Quik Clay Detailing System. Use half a bar of clay (approx 25 grams) work the half clay bar in your hands making it malleable enough to fold into a disk about 5 cm across. Ensure the clay and panel are well lubricated with Meguiar's Quik Detailer and work the clay from left to right, using fingertip pressure only. Once completed the area worked should feel as smooth as glass. The clay is also suitable for headlights, chrome and any high gloss surface. (Fig.1)

Fig.1



After working each panel you will find that the clay has safely removed the contaminants without scratching the paint surface. How much of the bonded contaminant the clay removes depends on the overall level of contamination. Keep folding the clay over and re shaping it until you no longer have a clean surface to work with. When this is the case you must dispose of the clay and use a new piece. Remove any lubricant residue with a 100% Cotton Terry Towel or Microfibre.

### Below-surface defects



To remove scratches and swirl marks Meguiar's recommend using Ultimate Compound. This product contains Meguiar's new super micro abrasive technology which quickly removes stubborn oxidation, stains, light scratches, blemishes and other sub surface defects while polishing the surface to a mirror finish. Ultimate Compound is the perfect choice to prepare your paint surface for your favourite Meguiar's wax. (Fig.2, 3 and 4)

Fig.2



Fig.3



Fig.4



**Tip:** When working with Ultimate Compound work against the direction of the scratch, and in straight overlapping lines. Before a scratch is worked on, use the finger nail test to see if it can be removed. If you can catch a fingernail in the scratch the defect will probably need to be removed by machine. (Fig.3)

# POLISHING, WAXING AND DETAILING

## POLISHING, WAXING AND DETAILING

To generate additional gloss use Ultimate Polish or Deep Crystal Step 2 Polish. Both products are pure polishes that have been specially formulated to create a dazzling, high gloss, "wet look" finish. Remove any residue with a 100% Cotton Terry Towel or Microfibre.

**Tips:** Use the swipe test to check the wax has fully cured and is ready to remove. Swipe your finger across an area that has been waxed. If the wax residue comes off cleanly with your finger it is ready to remove. If it smears it needs to be left a little longer. To maintain the finish in between car washes use the Ultimate Quik Detailer and Microfibre to remove light dirt, finger marks and contaminants. Lightly mist the detailer on a panel, fold the microfibre into 4 and wipe over the area to remove contaminant. Flip the microfibre over and buff off. If necessary, use the Versa Angle Body Duster before hand. Before using microfibre cloths or terry towels, ensure that the care labels are removed. They are hard and could leave scratches in the paint. Also remove any jewellery and watches to avoid damage.

**Tip:** The Ultimate Polish and Deep Crystal Step 2 Polish should not be allowed to fully dry and must be removed whilst still damp. By using the Polish you are not sealing the paint. The gloss created by a pure polish must be sealed with a wax.



Applying the Meguiar's Ultimate Wax will provide protection against oxidisation, corrosion, UV rays and surface degradation. Starting on the bonnet, apply the Ultimate Wax to the applicator pad, ensuring you use very small amounts. A blob of product the size of a one pound coin on the applicator pad will be enough to cover half a bonnet on most cars. Allow the wax to cure, and then remove with a 100% Cotton Terry Towel or Microfibre. Ultimate Quik Wax can be used as a top up wax from time to time. (Fig.6)

Fig.6



It is easy to keep that "just waxed" look every day by frequently using a mist & wipe product like Meguiar's Quik Detailer, Gold Class Detailer or Ultimate Quik Detailer. Regular maintenance removes contaminants before they have time to bond to or etch into your paint finish. This is the missing link between washing and waxing that dramatically extends the durability of your car wax. Remove the detailer residue with a 100% Cotton Terry Towel or Microfibre. There are three detailer products in the Meguiar's range. Quik Detailer is the perfect product to restore that show car shine and is a simple mist and wipe product.

Meguiar's Gold Class Detailer gives a fast shine and offers enhanced polymer protection between waxes. Ultimate Quik Detailer leaves an Ultra-slick, Ultra-dark finish. This wax enhancing detailer creates incredibly high surface tension which adds protection and causes water to bead relentlessly wash after wash!

**Tip:** Quik Detailer can be used as lubricants for the clay. Ultimate Quik Detailer and Gold Class Detailer should NOT be used as a lubricant for clay.



## WHEELS & TYRES

It is important before attempting to clean wheels that both the wheels and brake callipers are cool. Do not spray Meguiar's Hot Rims All Wheel Cleaner directly onto the callipers, discs and tyres, and ensure the wheel cleaner does not dry on the wheels.

Hold the bottle approximately 10-20 centimetres from the wheel and spray from the bottom up, this will prevent the product streaking. After leaving the wheel for a minute, rinse off the residue thoroughly. **(Fig.1, 2 and 3)**

Stubborn stains may need agitating; with either a wheel spoke brush or wheel face brush. Re apply the Meguiar's Hot Rims All Wheel cleaner if necessary. **(Fig.4 and 5)** To ensure the wheel is fully dry, wipe down the alloy with a Microfibre or 100% Cotton Terry Towel.

Fig.1



Fig.2



Fig.3



Fig.4



Fig.5





# WHEELS & TYRES

Fig.6



Clean wheels should now be waxed and sealed. With chrome and highly polished aluminium wheels Meguiar's recommend the NXT All Metal Polsh. It cleans and protects the wheel from the environment. Apply a small amount of product to a foam applicator pad and work into the wheel. Let the product cure and then remove with a Microfibre or 100% Cotton Terry Towel. (Fig.6)

For clear coated alloy wheels waxes such as Ultimate Wax or NXT Tech Wax 2.0 can be used to help protect the wheels and aid with the upkeep. (Fig.7)

Once the tyres have dried apply Meguiar's Endurance High Gloss Tyre Dressing. Apply this with a Meguiar's Tyre Dressing Applicator Pad for mess free results. (Fig.8 and 9)

Alternatively Hot Shine Tyre Dressing can be used. This product can be sprayed directly onto tyres, simply spray and walk away. (Fig.10)

**Tip:** Allow all tyre dressings to be absorbed by the tyre before driving the vehicle.

Fig.7



Fig.8



Fig.9



Fig.10



## INTERIOR, PLASTICS & LEATHER CARE

Modern vehicle interiors are made from many different materials: Plastic, rubber, leather, fabric, alcantara, carpet and glass. It is important that the most appropriate product is used for the specific surface. A versatile alternative is the Meguiar's Quik Interior Detailer which cleans and protects all interior surfaces. Simply apply to an Even Coat Applicator Pad and gently work over the surface. Remove any residue with a Supreme Shine Microfibre. (Fig.1)



Interior plastics should be treated at least twice a year, to clean and protect them. Meguiar's Natural Shine contains UV protectants to help reduce the drying and fading effects of the sun. To apply this product, spray a small amount onto an Even Coat Applicator Pad and work across the panel. Buff off any residue with a Supreme Shine Microfibre or 100% Cotton Terry Towel. (Fig.2)




Meguiar's Carpet & Interior Cleaner, is ideal for removing the most stubborn contamination on fabric without discolouring the surface. Before applying the cleaner, first ensure that any loose dirt and dust has been vacuumed. Apply the cleaner directly to the surface and leave for approximately 30 seconds, then wipe over with a Supreme Shine Microfibre or 100% Cotton Terry Towel. The All Surface Interior Brush is ideal to help loosen stubborn stains. (Fig.3 and 4)



**Tips:** For more delicate surfaces such as roof liners, dampen a microfibre and apply a small amount of Carpet and Interior Cleaner to it. Once cleaned, flip over the microfibre and buff off any residue (Fig.5). Applying Carpet and Interior using a 100% Cotton Terry Towel or Microfibre will avoid tide marks.

## INTERIOR, PLASTICS & LEATHER CARE

Meguiar's Car Odour Eliminator removes offending odours forever using permanent odour encapsulating technology pioneered and perfected by Meguiar's. Spray the car odour eliminator from a distance of approximately 30cm from the fabric/material. For best results leave to sit overnight. **(Fig.5)**



Perfect Clarity Glass Cleaner has been specially formulated to deliver the best clarity through the toughest dirt and grime. It is suitable on all tinted windows and is ammonia free. Simply spray the glass cleaner onto the window and wipe over with a Supreme Shine Microfibre. **(Fig.6)**



loose dirt has been removed. The Triple Duty Detail Brush aids the cleaning process by dislodging any dirt caught in the seams of seats. Once this has been completed apply the Leather Cleaner and Conditioner with an Even Coat Applicator Pad and work in for approximately 1 minute.

Once complete, wipe off any residue with a Supreme Shine Microfibre or 100% Cotton Terry Towel. **(Fig.7, 8 and 9)**



Leather seats and trim should be cleaned and conditioned at least twice a year. Meguiar's Gold Class Rich Leather Cleaner/Conditioner offers safe cleaning and conditioning without using harmful or harsh solvents. Before applying this product it is important to ensure the area has been vacuumed to ensure all





**Tip:** All the work shown here should be carried out on cool paintwork and in a suitable work space. All the techniques mentioned can be applied to any other types of paint or gel coat. A halogen lamp will help show up any further defects. It is also important to remember to put the cable over your shoulder to prevent it dragging across the paintwork.

### MACHINE POLISHING

Whether you're a seasoned professional or casual user who wants to achieve, quality, swirl-free results, this is the tool for you. The Meguiar's Dual Action Polisher greatly reduces the amount of time it takes to apply paint cleaners, polishes and protection products and produces results far superior to applying these products by hand. And because of its dual action – rotatory and orbital, you never have to worry about burning the paint. It is important to remember that to completely remove a scratch the clear coat must be cut back to the lowest level of the scratch. It is sometimes the case that the much deeper defects can only be removed by a rotary machine or by re-painting.

Fig.1



Ensure that the vehicle is thoroughly washed and dried before attempting to machine polish. If there are above surface contaminants, remove these with the Clay Detailing systems covered in the surface preparation section. This will ensure that the defects can be correctly assessed, and as a result the correct product can be chosen.

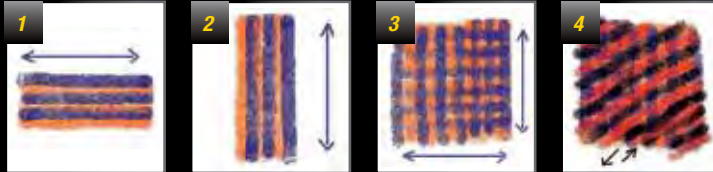
Before the application of the product to the pad, apply a small amount of Quik Detailer to 'prime' the pad. Then apply the Ultimate Compound or Swirl X to the foam polishing pad in an X shape. (Fig.1)



# MACHINE POLISHING

The machine should always be started and stopped whilst against paintwork, this will avoid product splatter. It is best to work on small areas rather than trying to tackle the whole vehicle in one go. Work an area approximately 50cm X 50cm and use slow overlapping movements, until the product has turned to a haze. Wipe away the residue with a Supreme Shine Microfibre, and if necessary apply some Quik Detailer to the panel if it is difficult to remove. Re-examine the defect and repeat until fully removed. There is no need to apply any pressure to the head of the machine, just use the handle to guide and steady the Meguiar's Dual Action Polisher. The following diagrams indicate the best application movements using your Meguiar's Dual Action Polisher.

The following diagrams indicate the best application movements using your Meguiar's Dual Action Polisher.



1. Start working the product in overlapping horizontal movements.
2. Continue the overlapping in a vertical direction.
3. After completing steps 1 & 2 the panel should resemble the grid above.
4. A third application will go even further to ensure fuller defect removal.



Once the defects have been removed, it is important to then protect the paintwork by applying a wax. In this case we have used the Ultimate Wax and applied it with the W9207 Finishing Pad. The wax can be applied to the entire car in one go. Allow the wax to cure and buff off with a Microfibre.

**Tip:** When applying a wax with the G220 only moderate pressure is required (the dead weight of the machine). The ideal speed setting for wax application is between speeds 1-3 as marked on the machine.

**ENGLAND**

**BEDFORDSHIRE**

ADE Autodesign 101 Tavistock Street, Bedford, MK40 2RR 01234 354 070

**BERKSHIRE**

Motorist Discount Centre 279 Farnham Rd, Slough, SL2 1HB 01753 577 333  
 Motorist Discount Centre 524 London Rd, Langley, SL3 8QR 01753 540 113  
 Profusion Customs Unit 8 Colin Ind Est, Old Bath Road, Colnbrook, SL3 0NJ 01753 686 878  
 The Full Wax Ltd 55 Cumberland Avenue, Slough, SL2 1AW 01753 520 200

**BUCKINGHAMSHIRE**

Interpart 28 High Street, Tring, HP23 5AA 01442 827 543  
 Masumin Motor Spares 6 Bilton Road, Bletchley, Milton Keynes, MK1 1KW 01908 366 888  
 Unique Integrations Unit 4 Wye Industrial Estate, London Road, High Wycombe, HP11 1LH 01494 464 670

**CAMBRIDGESHIRE**

Discount Auto Parts - Cambridge 122-126 Newmarket Rd, Cambridge, CB5 8HE 01223 365 064  
 Millfield Auto Parts Ltd 429 Lincoln Road Peterborough, PE1 2PE 01733 557 457  
 Motorsavers Ltd 22 Long Causeway, Peterborough, PE1 1TS 01733 565 059  
 Wilco Motorsparts Ltd 208 Cherry Hinton Road, Cambridge, CB1 7AW 01223 414 825  
 Wilco Motorsparts Ltd 2 Regal Road, Wisbech, PE13 2RQ 01945 581 117  
 Wilco Motorsparts Ltd 119 Milton Road, Cambridge, CB4 1XE 01223 355 113  
 Hugh Crane Cleaning Equipment Ltd 148 Station Road, Whittlesey, Peterborough, PE7 1UF 01733 206 991  
 The Car Shop 15 Huntington Street, St Neots, PE19 1BL 01480 405 858  
 The Motorist Centre Newnham Street, Ely, CB8 4BD 01353 664 508

**CHESHIRE**

DRB Car Spares & Accessories 25 Orford Green, Warrington, WA2 9PE 01925 415 294  
 Waxacar Unit 4 Chandlers Court, Picow Farm Road, Runcorn, WA7 4UH 01928 581 284  
 Autoden (Knutsford) Ltd King Street, Knutsford, WA16 8BW 01565 654 435  
 G & B Accessories 13 Chester Rd, Northwich, CW8 1HA 01606 781 932  
 Privacy Tinting Unit 19 Golborne Enterprise Park, Golborne, Warrington, WA3 3DP 01942 274 026

**CO DURHAM**

Discount Auto Parts 2 Old Sunderland Rd, Gilesgate, Durham, DH1 2LH 01913 866 765  
 Discount Auto Parts Front Street, Framwellgate Moor, Durham, DH1 5AV 01913 847 803

**CORNWALL**

L B Restoration Services Panderosa Farm House, St Lawrence Road, Bodmin, PL31 2DU 01208 269 746  
 Mill Autoquip Unit 11 Cambrea Business Park, Wilson Way, Redruth, TR15 3RQ 01208 210 212  
 Mill Autoquip 1 Miller Business Park, Station Road, Liskeard, PL14 4DA 01578 346 555  
 Mill Autoquip Edgystone Road, Wadebridge, PL27 7AL 01208 813 254  
 Mill Autoquip 24 Normandy Way, Walkerlines Industrial Estate, Bodmin, PL31 1EX 01208 781 66  
 Mill Autoquip Unit D Penmarrin House, Commercial Road, Penryn, TR10 8AG 01326 737 343  
 Mill Autoquip 49-51 Wendron Street, Helston, TR13 8PT 01326 561 222  
 Mill Autoquip 42 West Hill, St Austell, PL25 5EU 01726 223 104  
 Mill Autoquip 69A Market Jew Street, Penzance, TR18 2LH 01736 365 953  
 ALS Motor Parts Ltd Unit 1 Merritt House, Hennock Road, Marsh Barton, Exeter, EX2 8NJ 01392 254 931  
 Opie Oil The Fuel Depot, Cardrew Ind Est, Redruth, TR15 1SS 01209 215 164

**CUMBRIA**

Camskill Motorsport Pottery Road, Whitehaven, CA28 9EZ 01946 694 794  
 N & M Walkingshaw Ltd (CarWorld) 1900 608 Ind Est, Workington, CA14 4JH 01900 608 000  
 Whiteheads A1 Motor Store 108 Botchergate, Carlisle, CA1 1SN 01228 511 303

**DERBYSHIRE**

Road & Rally - Alfreton 36 Cressy Road, Alfreton, DE55 7BR 01773 834 930  
 Road & Rally - Boythorpe 1 Hunloke Avenue, Boythorpe, Chesterfield, S40 2NT 01246 205 783  
 Romac Motor and Electrical Factors 21 Church St, Ripley, DE5 3BU 01773 745 076  
 Romac Motor and Electrical Factors 15 The Square, Mickleover, DE3 5DD 01332 516 062  
 R.R.D Chesterfield 522-526 Sheffield Road, Whittington Moor, Chesterfield, S41 8LP 01246 260 101  
 Elite Detailer Ltd 2 Woodhall Drive, Littleover, Derby, DE23 4RS 01332 523 200  
 Romac Motor and Electrical Factors 89 Sitwell Street, Spondon, DE21 7FH 01332 662 108  
 Romac Motor and Electrical Factors 6a Red Lion Square, Heanor, DE75 7PA 01773 533 748  
 Toucan Trading Prod Ltd Unit 3 Sitwell Business Court, Heage Road, Ripley, DE5 3GH 01773 512 161

**DEVON**

Mill Autoquip 22 Clare Place, Coxside, Plymouth, PL4 0JW 01752 674 445  
 Kennys Cash & Carry Ltd 4 Clyst Units, Cofton Road, Marsh Barton Ind Est, Exeter, EX2 8WQ 01392 257 984  
 Mill Autoquip Unit 3, Valley Road Industrial Estate, Plympton, PL7 1RF 01752 333 530  
 Mill Autoquip Unit 1 Woodland Close, Woodland Industrial Estate, Torquay, TQ2 7BD 01803 613 063  
 Mill Autoquip Unit 2 Baytor, Alders Way, Yalberton Industrial Estate, Paignton, TQ4 7OL 01803 528 000  
 Mill Autoquip Unit D2, Pottery Road Industrial Estate, Newton Abbot, TQ12 3BN 01626 333 200  
 Tower Services Seaton Down Hill, Seaton, EX12 2TF 01297 220 26

**DORSET**

Greenacre Farm Shop Ludwell, Shaftesbury, SP7 9ND 01747 828 806  
 Motabitz Accessories Ltd 491 Ringwood Road, Ferndown, BH22 9AG 01202 894 888  
 Motabitz Accessories Ltd 311 Wimborne Road, Oakdale, Poole, BH15 3DH 01202 675 526  
 Motabitz Accessories Ltd 471 Wimborne Road, Winton, Bourmouth, BH9 2AN 01202 533 578  
 Motabitz Accessories Ltd 709 Christchurch Road, Boscombe, Bourmouth, BH7 6AF 01202 395 579  
 Auto Biz (Bridport) 40 East Street, Bridport, DT63LJ 01308 424 380  
 Express Motorparts Ltd Station Yard, Yelmerston, Sherbourne, DT2 9LH 01395 872 368  
 Highway Auto Centre 415B Lymington Road, Highcliffe, BH23 3EN 01425 271 472

**EAST SUSSEX**

Cliffords of Brighton Unit D, School Road, Hove, BN3 5HX 01273 777 055  
 Godfrey Tyres London Road Garage, London Road, Crowborough, TN6 2TT 01892 662 981  
 Tinture Ltd Unit 7 Eastbourne Road, Westham, Pevensey, BN24 5NH 01323 760 669

**EAST YORKSHIRE**

Motosave Ltd Boothferry Road, Goole, DL14 6AG 01405 765 000  
 Beverley Car Care 112 Norwood, Beverley, HU17 9HL 01482 861 222  
 Motorway Hessle 86A Hull Road, Hessle, HU13 9LU 01482 647 453

**ESSEX**

Auto Care (Coringham) 3-5 Chase Road, Coringham, SS17 7OH 01375 675 903  
 Auto Care (Benfleet) 149 London Road, Benfleet, SS7 5SQ 01268 763 313  
 Auto Care (Canvey Island) 97-99 Futhenwick, Canvey Island, SS8 7AY 01268 510 341  
 Auto Care (Basildon) 207 Timberlog Lane, Basildon, SS14 1PB 01268 555 470  
 Motorway Motor Spares 578 Rayleigh Road, Eastwood, SS9 5HE 01702 522 466  
 Maldon Accessory Centre 40 White Horse Lane, Maldon, CM9 5OP 01621 859 444  
 Motormania - Colchester 66 Barrack Street, Colchester, CO1 2LS 01206 799 174  
 Motormania - Witham Austin House, Newland Street, Witham, CM8 2BA 01376 501 515  
 Wilco Motorsparts Ltd 115 Butt Road, Colchester, CO3 3DL 01206 764 474  
 Auto Care 148 London Rd, Benfleet, SS7 5SQ 01268 753 313  
 Auto Care 207 Timberlog Lane, Basildon, SS14 1PB 01268 555 470  
 Autowash 143 Beehive Lane, Ilford, IG4 5DR 08700 112 267  
 BJ Motorsparts 15 Market Row, Saffron Walden, CB10 1HB 01799 521 373  
 Clacton Motorists Discount 76 Oxford Road, Clacton On Sea, CO15 3TE 01255 431 638  
 Fullwells Auto Services Ltd High Street, Barkingside, IG6 2EY 02085 504 884

# STOCKISTS

Howletts Ltd Motorshop Rudie Muds Shoebury Motor Components	15 - 17 Kingsway, Dovercourt, Harwich, CO12 3AB 208 Ashington Road, Rochford, SS4 1TB 5 Blackhall Ind Est, Hambers Road, South Woodham Ferrers, CM3 5UW 99 Ness Road, Shoeburyness, SS3 9DA	01255 503 599 01702 547 501 01245 321 750 01702 293 036	
<b>GLOUCESTERSHIRE</b>			
Kingswood Autoparts Ltd A P D Cotswold Ltd Car Components Carquip Karparts (Stroud) Motaman (Bristol) Ltd Motaman (Bristol) Ltd Motoring Direct Ltd Portishhead Motorcare The Motorwell	2-6 Regent Street, Kingswood, Bristol, BS15 8JP 12 Ashcroft Road, Cirencester, GL7 1DX 27 Horse Street, Chipping Sodbury, Bristol, BS37 6DA 4-6 Charlton Road, Keynsham, Bristol, BS31 2JA 24 Westward Rd, Cairncross, Stroud, GL5 4JQ 94-96 Bedminster Parade, Bedminster, Bristol, BS3 4HL 2-4 Badminton Road, Downend, Bristol, BS16 6BB 133-135 North Street, Bedminster, Bristol, BS3 1EY 4 The Precinct, High Street, Portishhead, BS20 6AH The Shopping Centre, 15 Flaxpits Lane, Winterbourne, Bristol, BS36 1JY	01179 671 444 01285 643 636 01454 313 136 01179 869 669 01453 758 282 01179 666 142 01179 575 038 01179 530 666 01275 848 838 01454 775 953	
<b>HAMPSHIRE</b>			
Anderson's Motor Stores The Motorists Centre Alton Motor Parts Ltd Camberley Auto Factors Ltd Holbury Car Radio Moto Rapido Ltd The Spares People	Belmont House, 35 Mullfords Hill, Tadley, Basingstoke, RG26 3HY 79-81 Old Milton Road, New Milton, BH25 6DN 7-8 Riverside, Omega Park, Alton, GU34 2UF Thornycroft Industrial Estate, 152 Worting Rd, Basingstoke, GU14 8EH 79 Long Lane, Holbury, Southampton, SO45 2ND Desmo House, Winnall Valley Road, Winnall, SO23 0LD Unit 2, Hawley Lane Trading Estate, Hawley Lane, Farnborough, GU14 8EH	01189 813 563 01425 612 943 01420 543 702 01252 518 222 02380 243 093 01962 877 938 01252 518 222	
<b>HERTFORDSHIRE</b>			
Car Spares Motorway Belts & Components Ltd R-Tec Auto Design	Delamare Road, Cheshunt, EN8 9AP 106 Longlands, Hemel Hempstead, HP2 4ET Lyon Way, Hatfield Road, St. Albans, AL4 0QU	01992 639 844 01422 244 831 01727 790 100	
<b>HUMBERSIDE</b>			
Motorcount Ltd Motorcount Ltd Motorcount Ltd Motorcount Ltd	Unit6/7 Pool Court, Pasture Road, Goolle, DN14 6HB Unit 1, Theakstons Arcade, Middle Street South, Driffield, YO25 6PS 226 Grovehill Road, Beverley, HU10 0ES 10 Manor Street, Bridlington, YO15 2SA	01405 766 656 01377 240 606 01482 860 969 01262 677 870	
<b>KENT</b>			
Drive Motor Spares D & S Motor Spares Motique The Ultimate Finish Auto Useful Thanet Autostore	75 High Street, New Romney, TN28 8AZ 20 Shirley Avenue, Davis Estate, Chatham, ME5 9UR 37 Station Approach, Hayes, BR2 7EB 1 Brands Hatch Park, Brands Hatch, Fawkham, DA3 8NG 20 High Street, Wingham, Canterbury, CT3 1AW 190 - 192 High Street, Margate, CT9 1JZ	01797 338 600 01634 867 009 02084 623 377 08458 381 200 01227 728 599 01843 228 200	
<b>LANCASHIRE</b>			
Motocare (Manchester) Limited The Polishing Booth Top Gear Top Gear Top Gear Alan Quine (Parr Lane) Ltd Andrew Curran Ltd A F L Autofactors Ltd G & B Accessories General Traffic Ltd Total Vehicle Solutions	102 Red Bank Road, Bispham, Blackpool, FY2 9DZ Unit 9 Tracays Ind Est, Wigan Road, Leyland, PR25 5UA Old Conservation Club Union Rd, Church Accington, Blackburn, BB1 5EY 17 Harding Street, Rose Grove, Burnley, BB12 6JG Albert Rd, Prinet Hill, Colne, BB8 9NF 253-255 Parr Lane, Unsworth, Bury, BL9 8LX 1 Anchorsholme Lane East, Thornton-Cleveleys, Blackpool, FY5 30H Leyland Lane, Leyland, Preston, PR26 8PH 39 Sandy Lane, Skelmersdale, WN8 8LA Rutland Mill, Adelaide Street, Bolton, BL3 3NZ Unit 11 Spen Business Park, Ashworth Road, Blackpool, FY4 5LP	01253 352 072 01722 459 773 01254 389 911 01282 434 343 01282 871 249 01617 965 797 01253 867 411 01772 431 141 01695 721 694 01204 855 407 01253 696 349	
<b>LINCOLNSHIRE</b>			
Allwoods Automotive Motosave Ltd Motosave Ltd Motosave Ltd	221 Newark Rd, Lincoln, LN6 8NQ 272/274 Wragby Road, Lincoln, LN2 4PX 2 Snowdonia Avenue, Skippindale Estate, Scunthorpe, DN15 8NL 2 Southholme, Gainsborough, DN21 2EQ		01522 884 400 02088 822 206 01724 289 089 01427 811 113
<b>LONDON</b>			
ABM Motor Factors ABM Motor Factors Auto Power B L Kearley Ltd Champion Motor Spares FYCO Limited Lively Motorparts Ltd Stockwell Motor Accessories	235-255 Bromley Road, Catford, SE6 2RA 65 Plumstead High Street, SE18 1SB 355 Green Lanes, Palmers Green, N13 4JG 16 Chiltern Street, W1U 7PZ 122 - 124 Portland Road, South Ixworth, SE25 4PL Lyons Place, NW8 8NL 957 Fulham Road, SW6 5HY 226-236 Clapham Road, SW9 0PZ		02086 977 098 02083 160 400 02088 822 206 02079 359 550 02086 566 447 02077 069 005 02077 364 763 02075 823 666
<b>MANCHESTER</b>			
Autocraze (At Motor Stores) Shinearama Ltd Awesome GTI Ltd TMS Autoparts	410-414 Manchester Road East, Little Hulton, Worsley, M38 9WH 1 Bryndale Grove, Sale, M33 4EO Unit 1 Seimans Road, Northbank Business Park, Inam, WA3 6LJ 272 Oldham Road, Failssworth, M35 0HB		01617 999 726 07803 129 892 01616 700 777 01616 816 827
<b>MIDDLESEX</b>			
Car Spares Camberley Auto Factors Ltd Car Audio & Security Ltd Unity Motor Factors - Teddington	779 Hertford Road, Frazeywater, Enfield, EN3 6SE 7 - 9 Kingston Road, Staines, TW18 4QX Unit 6a Bliton Way, Hayes, UB3 3NF 104 Church Road, Teddington, TW11 8EY		01992 764 060 01784 459 071 08707 551 122 02089 439 566
<b>NORFOLK</b>			
Hugh Crane Cleaning Equipment Ltd Wilco Motorspares Ltd Wilco Motorspares Ltd Wilco Motorspares Ltd Wilco Motorspares Ltd Wilco Motorspares Ltd Wilco Motorspares Ltd Wilco Motorspares Ltd Wilco Motorspares Ltd Wilco Motorspares Ltd Automotive Parts Distribution Ltd Norfolk Car Care Stratton Discount Autoparts	South Walsham Road, Acle, Norwich, NR13 3ES 52/57 St. Nicholas Road, Gt Yarmouth, NR30 1NP 2 Reepham Road, Norwich, NR6 5LE Unit 01/02 Pirbright Est, Salthouse Road, Norwich, NR7 9BB Salthouse Road, Norwich, NR7 9AH 40/48 Dereham Road, Norwich, NR2 4AZ 44 Lynn Road, Gaywood, Kings Lynn, PE30 4PY Norwich Road, Watton, IP25 6JB 165-175 Aylsham Road, Norwich, NR3 2AD 6 Vicarage Street, North Walsham, Norwich, NR28 9EQ 3 Sper Road, Norwich, NR6 6BZ 25 Vervain Close, Bradwell, Great Yarmouth, NR31 8SS Chandler House, The Street, Long Stratton, NR15 2KJ		01493 750 072 01493 853 640 01603 787 854 01603 451 921 01603 430 000 01603 660 474 01553 765 093 01953 882 902 01603 409 224 01692 406 666 01603 486 020 01493 602 049 01508 531 072
<b>NORTH YORKSHIRE</b>			
Motosave Ltd Motosave Ltd Motosave Ltd Auto Discount Ltd Bedale Motor Factors Ltd Beta Motoring Ltd Motorcount Ltd W. Boyes & Co Ltd	2 Scarborough Road, Norton, Malton YO17 9HA Malton Road, York, YO31 9LT Scott Road, Selby, YO8 0BL 19/20 Regent Parade, Harrogate, HG1 5AW Tutin Road, Leeming Bar Ind Est, Northallerton, DL7 9UT 4 Queen St, Scarborough, YO11 1HA 45 Brook Street, Selby, YO8 4AL Havers Hill, Eastfield, Scarborough, YO11 3DT		01653 693 330 01904 431 951 01757 210 700 01423 562 049 01677 424 662 01753 376 245 01753 703 378 01723 582 181
<b>NORTHAMPTONSHIRE</b>			
McGann's Wilco Motorspares Ltd Wilco Motorspares Ltd	71 Harborough Road, Kingsthorpe, Northampton, NN2 7SH 2 Stamford Road, Kettering, NN16 8LQ 10/12 The Jamb, Corby, NN17 1AY		01604 720 275 01536 482 533 01536 202 288



<b>Wilco Motorspares Ltd</b>	8 High Street, Wellingborough, NN8 4JU	01933 271 563	A to Z Motor Factors	Unit 9 The Island, Lichfield Rd, Stafford, ST17 4JU	01785 227 777
A.J.J. Associates Ltd	Unit 18 Gresley Close, Drayton Fields Ind Est, Daventry, NN11 8RZ	01327 315 777	Autobrite Direct	Unit E2 Fenton Trade Park, Off Dewsbury Road, Fenton, ST4 2TB	01782 723 924
AutoWorld	Unit 4, Bective Rd, Northampton, NN2 7TD	01604 466 500	Autocare - Rentabox	The Old Fire Station, Market Square, Stone, ST15 8AT	01736 019 449
AutoWorld_Daventry	13 High Street, Daventry, NN11 4GB	01327 878 266	Holcroft Nissan	Leak Road, Hanley Road, Stoke On Trent, ST1 6AD	01782 204 268
<b>NORTHUMBERLAND</b>			Parksworld Ltd	Orbital Way, Cannock, WS11 8XW	01543 431 965
A V Taylor Ltd	Tyne Mills Industrial Estate, Hexham, NE46 1XL	01434 606 985	PSI Tuning	Unit 5 Winpenny Rd, Parkhouse Ind Est East, Newcastle Under Lyme, ST5 7RH	01782 563 700
A V Taylor Ltd	28 Woodhorn Road, Ashington, NE63 9AE	01670 819 916	<b>SUFFOLK</b>		
Garbox Autoparts - Blyth	3a Broadway Circle, Blyth, NE24 2PG	01670 367 473	<b>Motormania-Ipswich</b>	544-550 Woodbridge Road, Ipswich, IP4 4PW	01473 270 004
<b>NOTTINGHAMSHIRE</b>			<b>Motorspares</b>	7 Greyfriars Road, Moreton Hall, Bury St Edmunds, IP32 7DX	01284 752 931
Allwoods Automotive	512 Lincoln Road, Newark, NG24 2DR	01636 686 666	<b>Motorspares</b>	13 High Street, Mildenhall, IP23 7EQ	01638 716 679
Allwoods Automotive	361 Carlton Hill, Nottingham, NG4 1HW	01159 101 200	<b>Motorspares</b>	89/91 Ipswich Street, Stowmarket, IP14 1BB	01448 613 606
Motosave Ltd	41-57 Westgate, Worksop, S80 1LW	01909 489 969	<b>Motorspares</b>	117 Bures Road, Great Comard, Sudbury, CO10 0JE	01789 376 613
Road & Rally - Mansfield	140 Chesterfield Road, Mansfield, NG19 7JD	01623 657 839	<b>Wilco Motorspares Ltd</b>	445/448 Norwich Road, Ipswich, IP1 5DW	01434 278 613
Road & Rally - Shirebrook	50 Station Road, Shirebrook, Mansfield, NG20 8SZ	01623 748 894	<b>Wilco Motorspares Ltd</b>	31/39 Underhill Road West, Falkstone, IP11 2AH	01394 278 884
<b>OXFORDSHIRE</b>			<b>Wilco Motorspares Ltd</b>	Reglan Street, Lowestoft, NR32 2LJ	01502 589 971
Autolex	Friday Street, Henley on Thames, RG9 1AL	01491 577 720	Pitstop Auto Factors	3 High Street, Mildenhall, IP28 7EJ	01638 510 511
Autoarts Thame	100 High Street, Thame, OX9 3EH	01844 213 416	<b>SURREY</b>		
In 2 Motor Spares	65 St Johns Road, Abingdon, OX14 2HA	01235 524 343	B.C.S.S Car Sounds	186-188 Brighton Road, Coulsdon, CR5 2NF	02086 450 655
Interpart	19 High Street, Witney, OX8 6LW	01993 703 713	Camberley Auto Factors Ltd	Barns Lane, Chertsey Road, Byfleet, KT14 7AU	01932 353 222
Interpart Motor Factors	74 Lower Broadway, Diocott, OX11 8AE	01235 817 672	i4 Detailing	Unit 9 Ladycross Business Park, Dormanland, Lingfield RH7 6PB	01432 870 448
Banbury Motor Accessories Ltd	Unit 3 Queensway Shopping Centre, Banbury, OX16 9PQ	01295 268 511	Tom Allan Motors	188 Kingston Road, New Malden, KT3 3RJ	02089 493 535
Oxford Performance Work Ltd	8 Cherwell Drive, Marston, OX3 0LY	01865 769 911	Unity Motor Factors - Byfleet	24 High Road, Byfleet, KT14 7QG	01932 340 100
<b>SOMERSET</b>			Unity Motor Factors - Walton	61 Terrace Road, Walton, KT12 2SW	01832 220 061
Avon & Wesssex	31 First Ave, Midsomer Norton, Bath, BA3 4BS	01761 414 474	Unity Motor Factors - Woking	Unit 10, Monument Way East, Woking, GU21 5LY	01483 730 026
Mill Autoquip	Unit E Wylds Road Industrial Estate, Bridgewater, TA6 4BH	01278 433 355	<b>TYNE AND WEAR</b>		
Motorparts (Weston)	209 Milton Road, Weston-Super-Mare, BS22 8EG	01934 621 645	<b>A V Taylor Ltd</b>	12 - 13 Fairfield Terrace, Pelaw, Gateshead, NE10 0OR	01914 692 300
Automotive Parts Distribution Ltd	Butt Close, Glastonbury, BA6 9HY	01458 832 915	<b>A V Taylor Ltd</b>	10 West Road, Newcastle-Upon-Tyne, NE4 9HD	01912 732 947
Auto Bitz (Chard)	24 Fore Street, Chard, TA20 1PT	01460 626 14	<b>Garbox Autoarts</b>	61 - 63 Station Road, Forest Hall, Newcastle-Upon-Tyne, NE12 8AQ	01912 669 846
BHP (Bath)	135 Coronation Avenue, Oldfield Park, Bath, BA2 2JX	01225 311 219	<b>A V Taylor Ltd</b>	82 - 84 Shields Road, Byker, Newcastle-Upon-Tyne, NE5 1DS	01912 650 028
Cyclelife Crewkeme	8 East Street, Crewkeme, TA18 7AB	01460 720 59	<b>A V Motor Store Xtra</b>	Unit 1, 9-10 Station Road, Fulwell, Sunderland, SR6 9AA	01915 488 309
Mill Autoquip	Unit E, Aiscombe Way, G Weston Trade Pk, Weston-Super-Mare, BS22 8NA	01934 414 225	<b>Auto Ace UK Ltd</b>	Unit 9 Castellian Road, Wessington Industrial Estate, SR5 3BE	01915 168 745
Mill Autoquip	Unit 3, Millfield Trading Estate, Chard, TA20 2BB	01460 260 030	<b>Discount Auto Parts</b>	59 Nile Street, North Shields, NE29 0BG	01912 578 629
Mill Autoquip	Cornishway West, Galmington Trading Estate, Taunton, TA1 5NA	01823 336 600	<b>WARWICKSHIRE</b>		
<b>SOUTH GLOUCESTERSHIRE</b>			<b>Chopra Auto Spares Ltd</b>	77-85 King Street, Bedworth, CV12 8JE	02476 319 028
Williams Automobiles Ltd	Totteroaq Courtyard, Horton, Chipping Sodbury, Bristol, BS37 60G	01454 315 112	<b>Pure Customs</b>	198B Holbrook Lane, Holbrooks, Coventry, CV6 4DD	02477 679 907
<b>SOUTH HUMBERSIDE</b>			<b>WEST MIDLANDS</b>		
Motosave Ltd	25 Conwamore Road, Grimsby, DN32 9HH	01472 355 422	<b>Frontline Tools</b>	215 Brettell Lane, Amblecote, Stourbridge, DY8 4BG	01384 484 950
<b>SOUTH YORKSHIRE</b>			<b>RH Autoarts Ltd</b>	157 Somerford Road, Wedley Castle, Birmingham, B29 5LB	01214 773 434
Motosave Ltd	Newark Road, Bracebridge, Lincoln LN6 8RP	01222 522 248	<b>Autokleen Limited</b>	Unit 41 Gravelly Industrial Park, Birmingham, B24 8TG	01213 268 912
Motosave Ltd	161 Withorpe Road, Barnsford, S75 1JQ	01526 248 600	<b>C &amp; C Car Spares &amp; Accessories</b>	279 Rookery Road, Handsworth, Birmingham, B21 9PT	01215 230 618
Motosave Ltd	Raikes Street, Swinton Road, Mexborough, S64 9JB	01709 579 759	<b>Autolex Auto Ltd</b>	Forrest Court, Dorridge, Solihull, B93 8HN	01564 776 148
Motosave Ltd	306 Thorne Road, Doncaster, DN2 5AL	01302 323 325	<b>Greenwood Coleshill Ltd</b>	Jeynes House, 3 Highway Point, Gorsey Ln, Coleshill, Birmingham, B46 1JU	01676 434 164
Motosave Ltd	Pontefract Road, Ludwood, Barnsley, S71 5JH	01226 297 071	<b>Hi Spec Auto's</b>	39a Birmingham New Road, Wolverhampton, WV4 6BL	01902 343 098
Road & Rally - Sheffield	153 Chaucer Road, Parson Cross, Sheffield, S5 9QN	01142 852 227	<b>Loverock Motor Parts Ltd</b>	Loverock House, Brettell Lane, Brierley Hill, DY5 3JS	01384 770 231
Hoiland Auto Spares	191 Hoiland Road, Hoiland Common, Barnsley, S74 0LT	01226 744 239	<b>Puma Build</b>	Units 1 & 2 Henry Cude, Paper Mill End Ind Est, Gt Barr, Birmingham, B44 8NH	01213 562 638
<b>STAFFORDSHIRE</b>			<b>Woodcraft Hardware Ltd</b>	193 High Street, Lye, Stourbridge, DY9 8LH	01384 422 026
A to Z Motor Spares	Unit 1 King Street, Fenton, Stoke-On-Trent, ST4 3PA	01782 593 400	<b>WEST SUSSEX</b>		
Motor Components (Rugeley) Ltd	Sheep Fair, Rugeley, WS15 2AT	01889 586 278	<b>Camberley Auto Factors Ltd</b>	Unit 7 Woodruff Business Centre, Terminus Road, Chichester, PO19 8HP	01243 780 072
Motor Components (Uttoxeter) Ltd	Holly Road, Uttoxeter, ST14 7NY	01889 562 446	<b>WEST YORKSHIRE</b>		
Performance Cottages Products	Post office Cottages, The Square, Elford, B79 9DB	01827 383 339	<b>Auto Silicone Hoses</b>	Unit 2 John Street, Ravenshorpe, Dewsbury, WF13 3LE	08448 005 199
			<b>Auto Spares Kippax</b>	Roger Fold, Off High Street, Kippax, Leeds, LS25 7AZ	01132 862 793

# STOCKISTS

<b>BFC Motor Spares</b>	471 - 475 Wakefield Road, Frosthill, Liversedge, WF15 6BL	01924 409 232	Autosave Car Parts And Accessories	234/242 Kirkcaldy Indoor Market, High Street, Kirkcaldy, KY1 1JT	01592 590 090
<b>L K Performance Centre</b>	34 Bradford Road, Cleckheaton, Bradford, BD19 3LN	01274 878 321	Johnston Auto Care	37 Kinghorn Road, Kirkcaldy, KY1 1SU	01592 563 390
<b>Motosave Ltd</b>	Roseville Road, Leeds, LS8 5DP	01132 493 469	Ultimate Shine	24 High Street, Markinch, KY16 6DQ	07951 938 177
<b>Motosave Ltd</b>	Forster Court, Hunslet Road, Leeds, LS10 1BA	01132 771 221	<b>GLASGOW</b>		
<b>Motosave Ltd</b>	Bruncliffe Road, Morley, Leeds, LS27 0LF	01132 529 495	<b>Auto Cruisers</b>	186-192 Gallowgate, G1 5DR	01415 527 212
<b>Motosave Ltd</b>	487 Stanningley Road, Bramley, Leeds, LS13 4AP	01924 422 533	Andrew Watt Ltd	Riverford Road, Pollokshaws, G43 1PX	01416 365 322
<b>Motosave Ltd</b>	851 Bradford Road, Birstall, WF17 8RP	01977 672 388	Autokits A1 Motor Store	30 Busby Road, Clarkston, G76 7XH	01416 386 027
<b>Motosave Ltd</b>	55 Weeland Road, Knottingley, WF11 8BE	01484 452 552	Autoparts	Maxwellton Avenue, East Kilbride, G74 3AF	01355 248 079
<b>Motosave Ltd</b>	Bradford Road, Huddersfield, HD2 2QN	01535 601 000	Ratray Motor Spares	12 Cornwall Street, G41 1AQ	01414 276 517
<b>Motosave Ltd</b>	Unit 7, Alston Retail Park, Bradford Road, Kieghley, BD21 3NG	01274 497 070	<b>HIGHLANDS</b>		
<b>Motosave Ltd</b>	Unit 1, 320 Allerton Road, Bradford, BD15 7QE	01977 550 101	Autoparts of Thurso	19b Neil Gunn Drive, Ormie Industrial Estate, Thurso, Caithness, KW14 8YN	01847 892 916
<b>Motosave Ltd</b>	Willow Bridge Lane, Whitwood, Castleford, WF10 5NW	01274 680 077	Gordon Motors	Miller Lane, Wick, Caithness, KW1 5AP	01955 604 240
<b>Motosave Ltd</b>	Unit 3, 3 Tong Street, Knowles Lane, Bradford, BD4 9RB	01924 369 000	<b>INVERNESS-SHIRE</b>		
<b>A to Z Motor Spares</b>	2 Dewsbury Road, Westgate, WF2 9BS	01132 487 214	<b>Autosave Components - Harbour</b>	35H Harbour Road, Inverness, IV1 1UA	01463 713 646
<b>Bargain Motor Factors</b>	109 Roundhay Road, Leeds, LS8 5AJ	01274 694 231	<b>B &amp; H Autospares</b>	Units 2 - 7 Claggan Road, Claggan Ind Estate, Fort William, PH33 6PH	01397 705 683
<b>Beeston Motor Factors</b>	273-275 Dewsbury Road, Beeston, Leeds, LS11 5HN	01924 470 930	<b>ISLE OF SHETLAND</b>		
<b>Charles Motor Cycles</b>	Unit 7 Royds Enterprise Park, Future Fields, Bradford, BD6 3EW	01132 874 444	J Burgess	Holmsgarth Road, Lerwick, Shetland, ZE1 0PW	01595 692 896
<b>Creative Auto</b>	Unit 4 Armlay Link Trading Estate, Armlay Road, Leeds, LS12 20N		<b>LANARKSHIRE</b>		
<b>Low Kost Motor Spares</b>	424-428 Bradford Road, Batley, WF17 7LS		Andrew Watt Ltd	424 Main Street, Wishaw, ML2 7PL	01698 361 557
<b>R U Motoring</b>	56 Barleyhill Road, Garforth, Leeds, LS25 1DY		Autoparts	Argyle Crescent, Hill House Industrial Estate, Hamilton, ML3 9BQ	01698 281 100
<b>WILTSHIRE</b>			Autoparts	27 Union Street, Larkhall, ML9 1DZ	01698 888 995
<b>Motabitz Accessories Ltd</b>	25-27 Brown Street, Salisbury, SP1 2AS	01722 328 601	Autoparts	Chapel Hall Industrial Estate, Airdrie, ML6 7UD	01236 626 262
<b>Motorsave</b>	124 High Street, Wootton Bassett, SN4 7AU	01793 854 359	Autoparts	88 Windmill Street, Motherwell, ML1 1TA	01698 262 229
<b>Prospect Autospares</b>	Unit 7, Prospect Place, Trowbridge, BA14 8DA	01274 769 656	Autoparts		
<b>Autocare Amesbury Ltd</b>	9 Flower Lane, Amesbury, Salisbury, SP4 7JE	01980 622 882	Autoparts		
<b>CV Spares</b>	8 Lynton Road, Cheney Manor Industrial Estate, Swindon, SN2 2QJ	01793 532 891	Autoparts		
<b>Motorsave (West Swindon)</b>	Unit 6, West Swindon Centre, Swindon, SN5 7DL	01793 870 017	Autoparts		
<b>WORCESTERSHIRE</b>			Autoparts		
<b>Perfectly Cleaned</b>	Abberley House, 18 Tamarisk Close, Claines, WR3 7LE	01905 756 436	Autoparts		
<b>Ultimate Audio</b>	5a Sherwood Road, Aston Fields Ind Est, Bromsgrove, B60 3DR	01527 837 847	Autoparts		
<b>SCOTLAND</b>			Autoparts		
<b>ABERDEENSHIRE</b>			Autoparts		
<b>Autocare - Turiff</b>	5 Schoolhill, Turiff, AB53 4DX	01888 563 306	Autoparts		
<b>Autoparts of Inverurie</b>	Harlaw Road, Inverurie, AB51 4FH	01467 624 429	Autoparts		
<b>Autosave Components - Bridge of Don</b>	Broadford Road, Bridge of Don, Aberdeen, AB23 8EE	01223 823 826	Autoparts		
<b>Autosave Components - Esplanade</b>	18 North Esplanade West, Aberdeen, AB11 5RJ	01224 595 533	Autoparts		
<b>Autosave Components - Aberdeen</b>	7 Summerhill Court, Aberdeen, AB15 6TW	01224 323 541	Autoparts		
<b>Motor Parts (Fraserburgh) Ltd</b>	7 Barrage Road, Fraserburgh, AB43 9HH	01346 510 921	Autoparts		
<b>Polished Bliss</b>	Unit 7 Craigearn Business Park, Morrison Way, Kintore, AB51 0TH	08454 540 017	Autoparts		
<b>Premier Motor Factors</b>	33b New Sneddon Street, Paisley, Aberdeen, AB16 6HQ	01224 682 872	Autoparts		
<b>ANGUS</b>			Autoparts		
<b>Autosave Components - Dundee</b>	119 Clepington Rd, Dundee, DD3 7NU	01382 458 666	Autoparts		
<b>AYRSHIRE</b>			Autoparts		
<b>Autogear</b>	26a Dean Street, Kilmarnock, KA3 1EA	01563 528 808	Autoparts		
<b>Ayshire Motor Factors</b>	48 Glasgow Street, Ardrossan, KA22 8EH	01294 603 565	Autoparts		
<b>DUMFRIESSHIRE</b>			Autoparts		
<b>DA Autoparts Ltd</b>	St. Marys Industrial Estate, Dumfries, DG1 1NA	01387 269 546	Autoparts		
<b>Border Cars</b>	Glasgow Road, Newbridge, DG2 0LL	01387 720 551	Autoparts		
<b>FIFE</b>			Autoparts		
<b>Essport Accessories</b>	Miller Road, Baldrigguburn, Dunfermline, KY12 9DL	01383 735 641	Autoparts		

# STOCKISTS

## GWENT

Spartan Motor Factors Ltd	35 Malpas Road, Newport, NP20 5PB	01633 852 100
<b>MID GLAMORGAN</b>		
Phoenix Motor Factors	Fishguard House, Picton Street, Nantyllyffyllon, Maesteg, CF34 0EW	01656 739 239
Bridgend Motor Factors	Tremains Road, Bridgend, CF31 1UA	01656 642 900
Road Runner Motorparts	Main Rd, Church Village, Pontypridd, CF38 1RL	01443 201 616
SpaesWorld	11 Brook St, Williamsstown, Rhonda, CF40 1RB	01443 423 224
SpaesWorld	4 Freeschool Court, Bridgend, CF31 3AF	01656 767 684
SpaesWorld	26 High Street, Treorchy, Rhondda, CF42 6NR	01443 773 277
SpaesWorld	Unit 11, Merthyr Industrial Park, Pentrebach, Methyr Tydfil, CF48 4DR	01443 692 040
SpaesWorld	New Cardiff Road, Cwmbach, Aberdare, CF44 0AG	01685 876 106
SpaesWorld	New Road, Tir Yr Berth, Hengoed, CF8 8AU	01443 834 729

## MONMOUTHSHIRE

South Wales Motor Factors	Corner of Lower Dock St & Granville St, Newport, Gwent, NP9 1EH	01633 259 781
Fast Parts	Darren Dr, Prince of Wales Industrial Estate, Abercam, NP11 5AR	01495 246 511
Mon & Border Motor Factors Ltd	Autopid, Llantarnam Rd, Cwmbran, Gwent, NP44 3BB	01633 866 366

## PEMBROKSHIRE

Bumper to Bumper	Commercial House, Carmarthen Road, Kilgetty, SA68 0UF	01834 811 108
------------------	-------------------------------------------------------	---------------

## SOUTH GLAMORGAN

LDS Motor Factors Ltd	LDS House, Cardiff Road, Barry, CF63 2BE	01446 736 010
-----------------------	------------------------------------------	---------------

## WEST GLAMORGAN

R J Autos	10 High Street, Gorsainon, Swansea, SA4 2BX	01792 897 758
FMP Motor Factors	St Johns Court, Upper Forest Way, Swansea, SA6 8QQ	01792 771 881
SpaesWorld	2 The Square, Llandeilo, Cross Hands, Dyfed, SA14 6NR	01269 832 223
SpaesWorld	Unit 3 The Imperial Centre, Swansea Enterprise Park, Swansea, SA7 9EH	01443 423 224

## NORTHERN IRELAND

### BELFAST

Creightons Autostore	87-89 Upper Lisum Road, BT10 0GY	02890 623 923
----------------------	----------------------------------	---------------

### CO ANTRIM

DJF Group	Unit 46 Cromkell Road, Ballymena, BT42 2JR	02825 644 333
East Antrim Motor Factors	Unit 1a Oakland Park, Carrickfergus, BT38 7DN	02893 351 528
Ellis Autoparts	6b Woodburn Road, Carrickfergus, BT38 8HQ	02893 360 123
Car Care Centre	1 Young Street, Lisburn, BT27 5EA	02892 628 628
Gortgill Service Station	716 Rougvery Road, Toomebridge, Antrim, BT41 3TJ	02879 650 648
T. Devlin Ltd	117 Stafforstown Road, Randstown, BT41 3LH	02894 472 537
Paints & Components (Ballymoney) Ltd	13a - 17 Seymour Street, Ballymoney, BT53 6JR	02827 663 090
Maine AutoParts	Cullybackey, Ballymena, BT42 1FA	02825 880 517

### CO ARMAGH

A.C. Components	Unit 5, 127 Mahon Road, Portadown, BT62 3SF	02838 352 500
Trade Tools	7a Flush Retail Park, Lurgan, BT66 7DT	02838 321 155
J+G Motor Factors	62 - 64 North Street, Lurgan, Craigavon, BT67 9AH	02838 344 378

### CO DOWN

Autospares of Comber	33 Mill Street, Comber, BT23 5EG	02891 871 199
Motorspares (N.I.) Ltd	28 Balloo Drive, Bangor, BT19 2QY	02891 460 004
Pro Car	Unit 9 Edgar Ind Est, 14 Comber Road, Carryduff, BT8 8AN	02890 817 187
Giv-Ran Autoparts (Newry Ltd)	Unit 2 H + P Business Park, 75 Belfast Road, Newry, BT34 1QH	02830 263 616
John Lambe.co.uk	149 Crossgar Road, Ballynahinch, BT24 8YQ	02890 020 444
Street Racer Ltd	21H Enterprise Road, Bangor, BT19 7TA	02891 274 111

### Weir Kar Parts

	19 Linen Hall Street, Banbridge, BT32 3EG	02840 662 696
--	-------------------------------------------	---------------

### CO FERMANAGH

B N Performance	Unit 6 Mill Street, Irvinestown, BT94 1GR	02868 621 888
Breen's Car Care	Church Street, Enniskillen, BT74 7DW	02866 324 450

### CO LONDONDERY

C E Motor Factors	65 Catherine Street, Limavady, BT49 9DA	02877 722 868
North West Motor Factors	84 Springtown Ind Est, Derry, BT48 0LY	02871 370 050
NB Autoparts	7 Pates Lane, Waterside, Coleraine, BT51 3DE	02893 351 528
Norris Brothers	52 Tirbracken Road, Drumahoe, BT47 3LR	02893 351 622
North West Motor Factors	45 Ballyquin Road, Limavady, BT49 9EY	02877 722 622
Parts Garage Ltd	93 Spencer Road, Waterside, BT47 6AE	02871 313 360
Tyre & Motor Spares	103 Mayogall Road, Magherafelt, BT45 8JP	02879 642 836

### CO TYRONE

R.T. Auto Parts	Morgan's Hill Road, Cookstown, BT80 8HA	02886 766 202
Europarts Motor Factors	2 Washingford Row, Dungannon, BT71 7BG	02887 726 555
M L Autoparts	67 Gortin Road, Omagh, BT79 7HT	02882 245 222
Motorparts (Strabane)	9 Derry Road, Strabane, BT28 8DX	02871 885 050
Valley Autoparts Ltd	Unit 1-2 Edfield Way, Five Miletown, BT75 0QH	02889 521 499

## ISLANDS & CHANNEL ISLANDS

### GUERNSEY

Harrison Automotive	Unit 4 Les Monmains Bus Park, La Hure Mare Road, Vale, GY3 5UD	01481 240 770
---------------------	----------------------------------------------------------------	---------------

### ISLE OF LEWIS

Autoparts Stornoway Ltd	3-5 Bells Road, Stornoway, HS1 2QT	01851 706 939
-------------------------	------------------------------------	---------------

### ISLE OF MAN

Ray Motors Ltd	Parliament Square, Ramsey, IM8 2AB	01624 815 000
DMS Autocare Ltd	Demserv Road, Douglas, IM1 3DS	01624 625 553

### ORKNEY

Orkney Factors Ltd	Crowness Road, Hatson Ind Est, Kirkwall, KW15 1RG	01856 873 377
--------------------	---------------------------------------------------	---------------

Available in All Superstores

halfords

GSFCAR PARTS

EURO  
CAR PARTS  
www.eurocarparts.com

For the most up to date list of Meguiar's stockists  
and online retailers visit [www.meguiars.co.uk](http://www.meguiars.co.uk)

Follow Meguiars UK on:

