

# 230V INVERTER/CHARGERS



## PowerVerter® APS DC-to-AC Inverter/Chargers

*Reliable alternative power sources for backup, mobile, emergency and remote power applications.*



Reliable alternative power sources for backup, mobile, emergency and remote power applications • Reliable alternative power sources for backup, mobile, emergency and remote power applications • Reliable alternative power sources for backup, mobile, emergency and remote power applications • Reliable alternative power sources for backup, mobile, emergency and remote power applications • Reliable alternative power sources for backup, mobile, emergency and remote power applications



power applications • Reliable alternative power sources for backup, mobile, emergency and remote power applications • Reliable alternative power sources for backup, mobile, emergency and remote power applications • Reliable alternative power sources for backup, mobile, emergency and remote power applications • Reliable alternative power sources for backup, mobile, emergency and remote power applications • Reliable alternative power sources for backup, mobile, emergency and remote power applications

backup, mobile, emergency and remote power applications • Reliable alternative power sources for backup, mobile, emergency and remote power applications • Reliable alternative power sources for backup, mobile, emergency and remote power applications • Reliable alternative power sources for backup, mobile, emergency and remote power applications • Reliable alternative power sources for backup, mobile, emergency and remote power applications

CONTENTS	
Introduction	2 - 3
Application Focus	4 - 5
Feature Focus	6 - 7
Specifications	7
Accessories	8

# PowerVerter APS DC-to-AC Inverter/Chargers



- ▶ 700 – 6 000 Watts Continuous Power
- ▶ 1 400 – 12 000 Watts Peak Power
- ▶ Automatic Transfer from AC Source to Reliable Battery Backup Power
- ▶ Protection Against Blackouts, Surges, Line Noise & Unsafe Voltages
- ▶ Fast & Safe 3-Stage Battery Charger

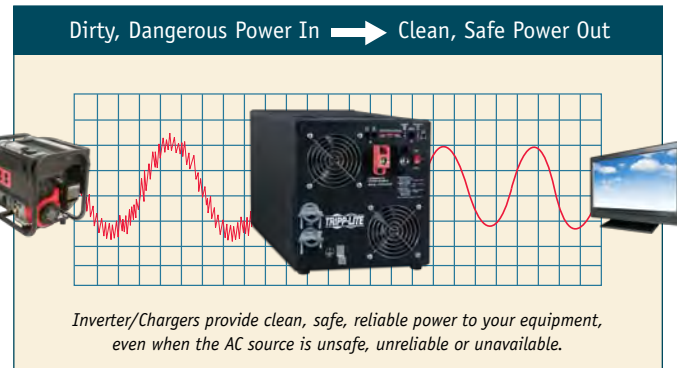
## Provide Reliable Backup Power

Inverter/Chargers provide mobile power and backup power for generators and other AC power sources. They are especially useful in areas where the utility power grid is unreliable or unavailable.

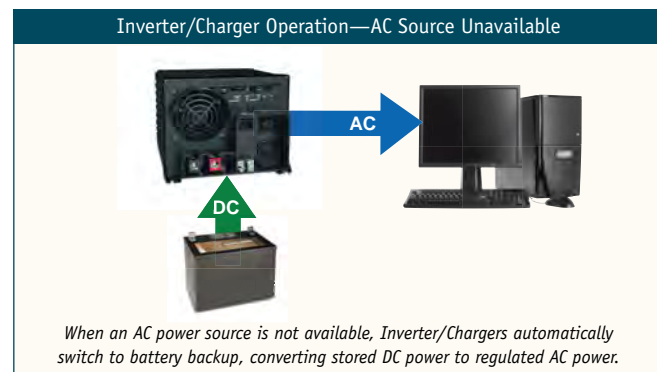
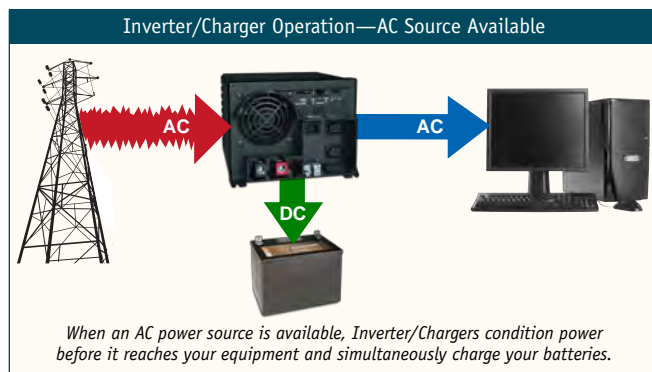
- When an AC source is available, the Inverter/Charger conditions AC power before passing it to your equipment and simultaneously charges your user-supplied batteries. Built-in battery backup, surge suppression, noise filtering and regulated output voltage protect your equipment, your data and your productivity.
- If an AC source is not available (during power failures, at remote sites, while driving or when your generator is turned off), the Inverter/Charger automatically switches to battery power and your equipment continues to operate without interruption. If an AC source becomes available, the Inverter/Charger automatically switches back to passing AC power to your equipment and recharges your batteries.

## Deliver Superior Output

Inverter/Chargers provide stable output voltage to protect your equipment and help it perform at its peak. When the AC power source generates voltages too high or too low for safe operation, the Inverter/Charger acts as an intermediary, correcting unsafe voltage levels before AC power reaches your equipment. Models with automatic voltage regulation are able to correct voltages without switching to battery, preserving battery backup runtime and reducing battery wear. Inverter/Chargers also correct output frequency, allowing sensitive equipment such as computers and electronics to operate without malfunction.



When Inverter/Chargers operate from battery power, the AC output is strictly controlled by a microprocessor to provide your equipment with clean, safe, reliable power at all times.

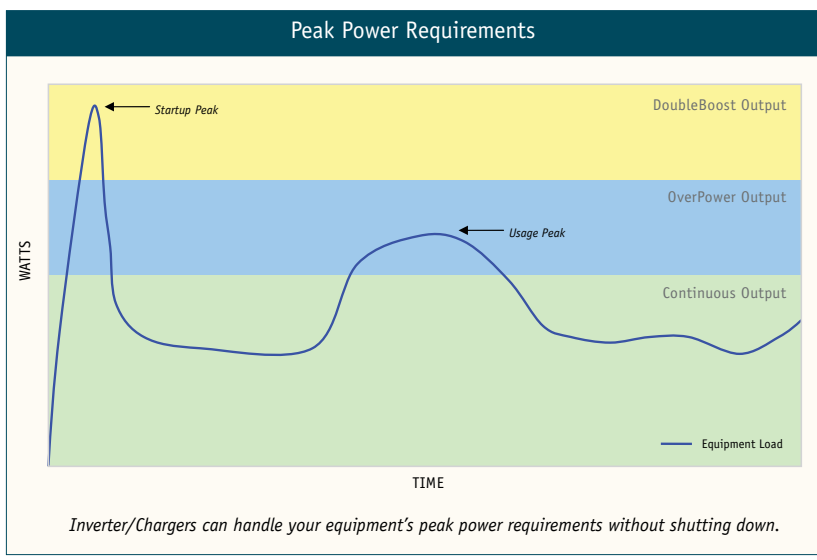




# Cleaner, Greener Backup Power: Better for You, Your Equipment & The Environment

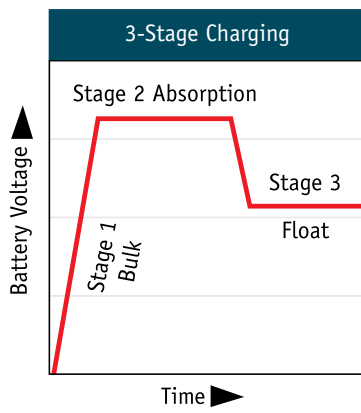
## Handle Peak Power Requirements

Many tools, appliances and printers require brief bursts of power that exceed their continuous wattage ratings, either at startup, during use or both. Inverter/Chargers temporarily provide extra output power to handle these "peak surge" demands without shutting down. The DoubleBoost™ feature delivers up to 200% output for up to 10 seconds, and the OverPower™ feature delivers up to 150% output for up to 60 minutes. By providing ample reserve power to support heavy-duty startup and usage demands, Inverter/Chargers can support a much wider range of equipment and applications.



## Preserve Your Batteries

An advanced 3-stage charger recharges your batteries faster than conventional chargers, while protecting batteries against over-charge and over-discharge. A charge conservation setting preserves battery power by automatically shutting off the inverter in the absence of any power demand from connected equipment. When in use, all models operate with high efficiency, extending battery backup runtime. Runtime is also determined by the number and size of user-supplied batteries connected to the Inverter/Charger. Since you can connect as many batteries as you want, runtime can be tailored to match any application.



*Inverter/Chargers recharge batteries faster and protect them against over-charge and over-discharge.*

## Online Selector Guide

Find the perfect Inverter/Charger or Inverter for your application! Go to [www.triplite.com/selectors](http://www.triplite.com/selectors) and use Tripp Lite's dynamic Selector Guide to choose the features you want and see matches instantly!



### Quiet, Fume-Free

**Operation:** With no fumes, fuel or excess noise, Inverter/Chargers are better for applications where generators would be hazardous (such as indoors or inside a vehicle) or too loud (such as residential areas or outdoor areas during quiet hours). They're also ideal for backing up generators with a more reliable source of power for uninterrupted equipment operation.



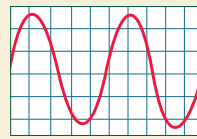
### Fewer Trips to the Pump:

Inverter/Chargers consume no fuel, drawing power from your AC source and battery system instead. Generators require frequent, costly trips to the pump. Inverter/Chargers can also store power while your generator is running, allowing you to turn it off to conserve fuel without turning off your equipment.



### Safer Power:

Inverter/Chargers produce stable, microprocessor-controlled voltage and frequency to help your equipment perform at its peak. Generators can compromise the reliability of your equipment by producing overvoltages, frequency variations and surges. Using an Inverter/Charger between the generator and your equipment conditions the generator output to keep your equipment safe.



### Less Maintenance:

Inverter/Chargers provide years of worry-free operation without requiring maintenance. Generators require frequent maintenance and parts replacement, increasing expense and waste.



### RoHS Compliance:

Inverter/Chargers protect the environment by restricting six hazardous substances during manufacture: lead, mercury, cadmium, hexavalent chromium, polybrominated biphenyls and polybrominated diphenyl ether.



## How to Choose an Inverter/Charger

- To avoid overloads, the total wattage of connected equipment must be lower than the **continuous** wattage rating of the Inverter/Charger. Equipment wattages are often listed on nameplates or in manuals. If your equipment is rated in amps, multiply by the AC voltage to estimate wattage. (Example: 1,3 amps × 230 volts = 300 watts.)
- If your AC source suffers from frequent voltage fluctuations, consider models with automatic voltage regulation (AVR). AVR corrects voltages without draining battery power, preserving runtime and reducing battery wear. AVR is very useful for conditioning generator sources. (Applicable models: APSINT3636VR, APSX3024SW and APSX6048VR.)
- If you are powering computers, network equipment or other sensitive electronics, consider models with fast transfer times (from AC source to battery) and pure sine wave output for maximum compatibility.\* (Applicable models: APSX3024SW, APSX6048VR and HCRK-INT have fast transfer times and pure sine wave output. APSX700HF, APSX750 and APSX1250 have fast transfer times and simulated sine wave output.)




\*Some loads **require** pure sine wave output for proper operation, such as automated teller machines (ATMs), compact fluorescent lights, fans and electronics with PFC-corrected, switched-mode power supplies, including many computers and LCD monitors. Use APSX3024SW, APSX6048VR or HCRK-INT for these loads. Consult the product manual or contact the manufacturer for more information about backup power requirements for your equipment.

## How to Choose Batteries

Select a battery or battery system that will provide the Inverter/Charger with the correct DC voltage and an Amp-Hour capacity that provides adequate runtime for your application.

**STEP 1) Determine Total Wattage Requirement:** After finding the wattage ratings of the equipment that you will connect to the Inverter/Charger, add them together.

**Example Wattage Requirement**

Blender	LCD Television	Laptop Computer	
			
<b>320W</b>	<b>120W</b>	<b>100W</b>	<b>= 540W</b>

**STEP 2) Determine DC Amps Required:** Divide the total wattage required (from Step 1) by the battery system voltage to determine the DC amps required.

$$540W \div 12V = 45 \text{ DC Amps}$$

**STEP 3) Estimate Battery Amp-Hour Capacity Required:** Multiply the DC amps required (from Step 2) by the runtime required—the estimated number of hours you need to operate your equipment before recharging your batteries. Multiply this number by 1,2 to allow for inefficiency. This will give you a rough estimate of how many Amp-Hours of battery capacity you need. *Note: Runtime varies with load characteristics, temperature, battery condition and other factors.*

$$45 \text{ DC Amps} \times 2 \text{ Hours Runtime} \times 1,2 \text{ Inefficiency} = 108 \text{ Amp-Hours}$$

**STEP 4) Estimate Battery Recharge Time:** Divide the battery capacity (from Step 3) by the Inverter/Charger's charger capacity to estimate the time required to recharge your batteries completely.

$$108 \text{ Amp-Hours} \div 30 \text{ Amps Charger Capacity} = 3,6 \text{ Hours Recharge Time}$$

### INVERTER/CHARGER COMPATIBILITY MATRIX

Equipment	Typical Wattage**	Inverter/Charger Model							
		APSX700HF	APSX750	APSX1250	APSINT2012	APSINT2424	APSINT3636VR	APSX3024SW	APSX6048VR
<b>Power Tools</b>									
Battery Charger	100–200								
Bench Grinder*	240–1 000								
Chain Saw (36 to 41 cm)	1 200–1 600								
Circular Saw	800–1 000								
Disk Grinder	600								
Drill (6 mm)	250								
Drill (10 mm)	500								
Drill (13 mm)	750								
Finishing Sander	200–225								
Heat Gun	500–1 500								
Hedge Trimmer	500								
Jigsaw	450–600								
Reciprocating Saw	450–600								
Router	500–1 800								
Table Saw	1 000–1 200								
Weed Trimmer	500								
Wet/Dry Vacuum (38 liters)	1 000								
<b>Pumps</b>									
1/6 hp Pump*	800/1 200								
1/4 hp Pump*	900/1 300								
1/3 hp Pump*	1 050/1 600								
<b>Audio/Video Equipment</b>									
Cable/Satellite Receiver	50								
DVD Player/VCR	50								
Video Game Console	10–200								
Plasma TV (107 to 127 cm)	400								
LCD TV (33 to 48 cm)	50–100								
LCD TV (64 to 91 cm)	120–135								
LCD TV (107 to 152 cm)	200–250								
<b>Office Equipment</b>									
Computer & Monitor	250								
Fax Machine	150								
Ink Jet Printer	100								
Laptop	75–150								
Laser Printer (portable)	350								
Monitor	80–125								
<b>Small Appliances</b>									
Blender	200–400								
Can Opener	200								
Coffee Maker (2,4 liters)	800–1 200								
Electric Barbecue Grill	1 400								
Electric Fry Pan	1 200								
Food Processor	400								
Microwaves	Size Inverter/Charger 250W higher than cooking power wattage (shown).								
Microwave	600								
Microwave	1 000								
Microwave	1 500								
Microwave	2 000								
Portable Vacuum	800								
Refrigerator*	600								
Toaster Oven	1 200								

\* Equipment may require 3-4 times the listed wattage for startup due to inductive motors. \*\* Wattage varies with equipment, application and other factors. Consult the equipment manual, nameplate or manufacturer for wattage requirements. For multiple devices operating simultaneously, add the wattage requirements and make sure the total does not exceed the Inverter/Charger's continuous output rating.

# Reliable Backup Power For All Business & Residential Applications

- Areas Without Reliable Power • Generator Backup • Computers & Networking • Telecommunications • Retail/Commerce
- Remote Job Sites • Security & Alarm Systems • Health Care • Emergency & Service Vehicles • Renewable Energy • Severe Weather • And More!

## Areas Without Reliable Power

In areas with limited or unreliable access to on-grid power sources, Inverter/Chargers store power to be used when the on-grid source is unavailable. They also make irregular utility power and generator output safer for your equipment.



## Generator Backup

Inverter/Chargers provide reliable battery backup power when generators break down or run out of fuel. They also act as intermediaries, providing surge suppression, line noise filtering, voltage correction and frequency regulation to make generator output safer and more compatible with your equipment.



## Computers & Networking

Inverter/Chargers function as UPS systems, providing surge suppression, line noise filtering, voltage correction, frequency regulation and battery backup power. They also convert generator output to computer-grade power safe for use with computers, network equipment and other sensitive electronics. Models with faster transfer times and pure sine wave output are ideal for maximum compatibility and system availability.



## Telecommunications

Inverter/Chargers provide reliable backup power for telecommunications equipment in remote GSM network sites, VoIP systems and traditional PBX systems. They also make irregular utility power and generator output safer for your sensitive telecom equipment. Models with faster transfer times and pure sine wave output are ideal for maximum compatibility and system availability.



## Retail/Commerce

Inverter/Chargers support point-of-sale equipment, ATMs, kiosks and back-office systems, keeping retail locations productive, avoiding lost sales and protecting important data.



## Remote Job Sites

In remote sites using generators, Inverter/Chargers make generator power safer for your equipment and provide reliable backup AC power when generators break down or run out of fuel. In sites using solar panels and other renewable AC sources, Inverter/Chargers store power for use at night or during other non-generational periods to keep equipment operating around the clock.



## Security & Alarm Systems

Inverter/Chargers provide reliable backup power to security systems, cameras and alarms, ensuring continued functionality during blackouts and other power problems.



## Health Care

Tripp Lite's Medical-Grade Inverter/Charger provides IEC 60601-1 compliance, an isolation transformer and automatic battery backup for medical carts and other equipment in hospitals, ambulances, laboratories, clinics, pharmacies, elder care facilities and other medical settings—including patient care areas.



## Emergency & Service Vehicles

Inverter/Chargers provide mobile backup power for vital equipment in ambulances and other emergency and service vehicles, keeping them fully operational in any location.



## Severe Weather

During power outages caused by severe weather, Inverter/Chargers provide reliable battery backup power, make generator power safer for your equipment and allow you to run generators less often to conserve fuel during extended outages.



## Renewable Energy

Inverter/Chargers store power generated by solar panels, wind turbines and other renewable energy systems, ensuring that backup power will be available during non-generational periods such as nighttime hours.



- A AC Outlets or Hardwire AC Output Terminals**  
Connect the outlets or terminals to your compatible equipment, outlet strip, power distribution unit or electrical panel.
- B Operating Mode Switch**  
Inverter/Charger models have an operating mode switch with three settings: "Auto", "Charge Only" and "Off". Inverter models have an On/Off switch.
- C Battery Level LEDs**  
The LEDs indicate the approximate charge level—High/Medium/Low—of connected batteries.
- D Operation LEDs**  
The LEDs indicate whether the Inverter/Charger is supplying power from an AC source or from your batteries. They also indicate whether the connected equipment load exceeds the continuous output rating of the Inverter/Charger.
- E Remote Control Jack**  
Connect the jack to an optional Remote Control Module (model APSRM4, sold separately) to enable remote monitoring and control. (The jack is included with all Inverter/Charger models except APSX700HF.)
- F Battery Conservation Dial**  
The dial sets the load level at which the inverter shuts off to conserve battery power. (Included with all Inverter/Charger models except APSX750 and APSX1250.)
- G DC Input Terminals**  
The terminals connect to your batteries with user-supplied cabling. (Inverter model PVINT375 includes an input plug that connects to your vehicle's lighter or accessory outlet.)
- H AC Inlet or Hardwire Terminals**  
Connect the inlet or terminals to your AC power source to charge connected batteries and pass conditioned AC power to your equipment when available.
- I Configuration DIP Switches**  
Use the DIP switches to change the Inverter/Charger's settings and optimize operation for your application.
- J Resettable Circuit Breakers**  
(Inverter model PVINT375 includes a replaceable fuse.)
- K Durable Polycarbonate or Metal Case**
- L Integrated Mounting Feet/Flanges**

- M Cooling Fan**
  - N Grounding Lug**
  - O Automatic Voltage Regulation**  
Select Inverter/Charger models can correct abnormal voltages without draining battery power, making them ideal for supporting equipment powered by generators and other AC sources that experience frequent voltage fluctuations. (Included with APSX3024SW, APSINT3636VR and APSX6048VR only. APSINT3636VR also includes voltage regulation LEDs.)
  - P Pure Sine Wave Output**  
Select Inverter/Charger models include pure sine wave output from battery, making them ideal for supporting the most sensitive electronic equipment, including servers, networking and telecommunications equipment. (Included with APSX3024SW, APSX6048VR and HCRK-INT.)
  - Q Fast Transfer Time from AC Source to Battery**  
Inverter/Charger models with a fast transfer time (½ cycle) are better for supporting computers and network equipment. The fast transfer time ensures that sensitive electronic equipment loads will not be dropped when switching from the AC source to battery power during a power failure. (Included with all Inverter/Charger models except APSINT2012, APSINT2424 and APSINT3636VR.)
  - R Remote Battery Temperature Sensor**  
The sensor increases the operational lifespan of your batteries by adjusting the charging level based on battery temperature. (Included with APSX3024SW and APSX6048VR only. Cabling is included.)
  - S Remote Generator Controller**  
The remote generator controller automatically starts or stops your generator to keep your batteries at an optimal charge level. (Included with APSX3024SW and APSX6048VR only. A user-supplied cable is required.)
- Low Battery Alarm (internal, not shown)**  
Automatically detects low battery voltage and shuts down the inverter to prevent battery depletion/damage. (Included with all models.)
- Overload Alarm (internal, not shown)**  
Automatically detects output overloads and shuts down the inverter to prevent damage. (Included with all Inverter/Charger models.)


**Recommended DC Fuses and Wiring**

Model	Recommended DC Fuse	Recommended DC Wire Size (90°C Rated)	Maximum DC Wire Length (Battery to Unit)
APSX700HF	100A	25 mm <sup>2</sup> (4 AWG)	4,8 m
APSX750	100A	25 mm <sup>2</sup> (4 AWG) 35 mm <sup>2</sup> (2 AWG) 60 mm <sup>2</sup> (1/0 AWG)	4,8 m 7,9 m 12,8 m
APSX1250	175A	60 mm <sup>2</sup> (1/0 AWG) 70 mm <sup>2</sup> (2/0 AWG)	7,6 m 9,4 m
APSINT2012	250A	70 mm <sup>2</sup> (2/0 AWG)	6,1 m
APSINT2424	175A	60 mm <sup>2</sup> (1/0 AWG) 70 mm <sup>2</sup> (2/0 AWG)	15,8 m 19,8 m
APSINT3636VR	175A	60 mm <sup>2</sup> (1/0 AWG) 70 mm <sup>2</sup> (2/0 AWG)	23,7 m 29,8 m
APSX3024SW	225A	70 mm <sup>2</sup> (2/0 AWG)	15,8 m
APSX6048VR	225A	70 mm <sup>2</sup> (2/0 AWG)	32 m
PVX700	100A	25 mm <sup>2</sup> (4 AWG)	4,8 m

Note: Acceptable power is directly related to cable length—shorter cables yield better performance. Tighten the Inverter/Charger battery terminals to approximately 3.5 Newton-meters of torque to create an efficient connection and avoid excessive heating. The battery system wiring should also incorporate an approved fuse block and fuse (as noted above) within 460 mm of the battery. The Inverter/Charger should be connected to earth or chassis ground with a minimum 10 mm<sup>2</sup> (8 AWG) wire. If the Inverter/Charger will be used in an area with harsh power conditions, Tripp Lite recommends placing a surge suppressor between the Inverter/Charger and the AC source. Contact Tripp Lite for a full line of 230V surge suppressors. These recommendations are presented as guidelines only. All wiring must be performed in accordance with NEC or your local electrical code, as determined by applicable local laws. Consult the product manual for more information about proper installation of the Inverter/Charger.

**PowerVerter DC-to-AC Inverters**

Inverters provide mobile AC power derived from your vehicle's battery. They do not include a battery charger.



PowerVerter APS DC-to-AC Inverter/Chargers




APSX700HF




APSX750  
Similar Model: APSX1250




APSINT2012



APSINT2424




APSINT3636VR



APXS6048VR  
Similar Model: APXS3024SW

Medical-Grade Inverter/Charger



CE  
IEC 60601-1 • IEC 62040



Mounting Hardware Kit



Remote User Interface



User-Replaceable Battery Module



PowerAlert Data-Saving Software

SPECIFICATIONS

Model	Continuous Output Rating <sup>(A)</sup>	Peak Output Rating <sup>(B)</sup>	AC Outlets	Nominal AC Output Voltage/Frequency	Nominal DC Voltage (Range)	Nominal AC Input Voltage/Frequency	AC Input Connector	Battery Charger Capacity	Transfer Time (AC to Battery) <sup>(G)</sup>	Unit Dimensions (H x W x D)	Shipping Weight (kg)
<b>PowerVerter APS Inverter/Chargers</b>											
APSX700HF	700W	1400W	1 C13 <sup>(C)</sup>	230V/50Hz	12V (10-15V)	230V/50Hz	C14 Inlet <sup>(F)</sup>	10A	½ cycle	70 x 138 x 323 mm	2,4 kg
APSX750	750W	1500W	2 C13 <sup>(C)</sup>	230V/50Hz	12V (10-15V)	230V/50Hz	C14 Inlet <sup>(F)</sup>	20A or 5A <sup>(E)</sup>	½ cycle	178 x 222 x 229 mm	9,1 kg
APSX1250	1250W	2500W	2 C13 <sup>(C)</sup>	230V/50Hz	12V (10-15V)	230V/50Hz	C14 Inlet <sup>(F)</sup>	30A or 7,5A <sup>(E)</sup>	½ cycle	178 x 222 x 229 mm	11,8 kg
APSINT2012	2000W	4000W	Hardwire	230V/50Hz	12V (10-15V)	230V/50Hz	Hardwire	60A or 15A <sup>(E)</sup>	1 cycle	178 x 216 x 356 mm	20,9 kg
APSINT2424	2400W	4800W	Hardwire	230V/50Hz	24V (20-30V)	230V/50Hz	Hardwire	30A	1 cycle	184 x 216 x 413 mm	19,1 kg
APSINT3636VR	3600W	7200W	Hardwire	230V/50Hz	36V (30-45V)	230V/50Hz	Hardwire	30A	1 cycle	178 x 216 x 356 mm	28,6 kg
<b>PowerVerter APS Inverter/Chargers with Pure Sine Wave Output</b>											
APXS3024SW	3000W	6000W	Hardwire	230V/50Hz or 60Hz <sup>(E)</sup>	24V (20-30V)	230V/50Hz or 60Hz <sup>(E)</sup>	Hardwire	90A or 22,5A <sup>(E)</sup>	½ or 1 cycle <sup>(E)</sup>	254 x 229 x 318 mm	39,5 kg
APXS6048VR	6000W	12000W	Hardwire	208V or 230V/50Hz or 60Hz <sup>(E)</sup>	48V (42-60V)	208V or 230V/50Hz or 60Hz <sup>(E)</sup>	Hardwire	90A or 22,5A <sup>(E)</sup>	½ or 1 cycle <sup>(E)</sup>	254 x 229 x 495 mm	56,7 kg
<b>Medical-Grade Inverter/Charger (Complies with IEC 60601-1 and IEC 62040. Includes Isolation Transformer, 90 Amp-Hour Battery Module, Remote, USB Port and Pure Sine Wave Output.)</b>											
HCRK-INT	300W	300W	1 C13	230V/50Hz	12V (10-15V)	230V/50Hz	C14 Inlet <sup>(F)</sup>	12A	¼ cycle	89 x 152 x 292 mm <sup>(H)</sup> 178 x 216 x 368 mm <sup>(I)</sup>	7,3 kg <sup>(H)</sup> 30,4 kg <sup>(I)</sup>
<b>PowerVerter Inverters (Inverters provide mobile AC power derived from your vehicle's battery. They do not include a battery charger.)</b>											
PVINT375	375W	600W	1 Universal <sup>(D)</sup>	230V/50Hz	12V (10-15V)	N/A	N/A	N/A	N/A	51 x 108 x 197 mm	1,1 kg
PVX700	700W	1400W	1 Universal <sup>(D)</sup>	230V/50Hz	12V (10-15V)	N/A	N/A	N/A	N/A	70 x 126 x 208 mm	2,5 kg

(A) Maximum output power available only when connected batteries are properly charged. (B) Peak output level and duration varies with model, battery condition, charge level, ambient temperature and other factors. Peak output duration for Inverter models is instantaneous. (C) Includes an adapter that converts a C13 outlet to a universal outlet compatible with more than 20 plug types, including most household plugs worldwide. (D) Compatible with more than 20 plug types, including most household plugs worldwide. (E) User-selectable. (F) C14 inlet connects to user-supplied input power cord with a region-specific plug. APSX750 and APSX1250 include a detachable 2-meter C13-to-C14 power cord. (G) ½ cycle = 10 milliseconds at 50Hz (nominal). 1 cycle = 20 milliseconds at 50Hz (nominal). (H) Power module. (I) Battery module.

For additional product specifications and the most recent updates, go to [www.triplite.com](http://www.triplite.com).

## Remote Control Module

The Remote Control Module provides complete remote monitoring and control up to 15,2 m away. It includes required cabling and a faceplate (not shown). LEDs indicate battery charge and load level. The Remote Control Module supports mounting on, above or below any stable surface.



APSRM4



### SPECIFICATIONS

Model	Description	Unit Dimensions H x W x D	Shipping Weight
APSRM4	Remote Control Module, Faceplate and Cord. (For all Inverter/Charger models except APSX700HF.)	32 x 102 x 57 mm	1,1 kg

Dimensions listed are for the remote module only, without the faceplate. Faceplate dimensions are 95 x 146 mm (H x W).

## 12V Maintenance-Free Battery



98-121

The Maintenance-Free Battery is designed for use with all Inverter/Chargers. (24V, 36V and 48V Inverter/Chargers require multiple batteries installed in parallel for voltage compatibility.) The Maintenance-Free Battery can be used with the optional Battery Housing (BP-260), which holds two batteries. The Maintenance-Free Battery has a capacity of 75 Amp-Hours, enough to power a full-featured laptop computer for approximately 7,5 hours.



### SPECIFICATIONS

Model	Description	Unit Dimensions H x W x D	Shipping Weight
98-121	12V DC, 75 Amp-Hour Maintenance-Free Battery.	230 x 270 x 150 mm	26 kg

## Battery Case

The Battery Case's sturdy metal cabinet can hold two 98-121 batteries. It includes heavy-gauge cabling, connectors and battery terminal isolators for user installation.



### SPECIFICATIONS

Model	Description	Unit Dimensions H x W x D	Shipping Weight
BP-260	Battery Case with Cabling and Hardware.	267 x 267 x 451 mm	6,8 kg



BP-260



## Online Selector Guide

Find the perfect Inverter/Charger or Inverter for your application! Go to [www.tripplite.com/selectors](http://www.tripplite.com/selectors) and use Tripp Lite's dynamic Selector Guide to choose the features you want and see matches instantly!

### ABOUT TRIPP LITE

Since 1922, Tripp Lite has established a global reputation for quality manufacturing, superior value and excellent service. Tripp Lite makes more than 1000 products to power, protect and connect electronic equipment, including UPS systems, replacement batteries, power distribution units, rack systems, surge suppressors, KVM switches, cables, laptop accessories, power strips and inverters. Learn more at [www.tripplite.com](http://www.tripplite.com).

Distributed By:



**TRIPP LITE WORLD HEADQUARTERS**  
1111 W. 35th Street, Chicago, IL 60609 USA  
+1.773.869.1212 • [www.tripplite.com](http://www.tripplite.com)



**TRIPP LITE AMÉRICA LATINA (MIAMI)**  
+1.305.406.2523 • [info\\_la@tripplite.com](mailto:info_la@tripplite.com)  
**TRIPP LITE MIDDLE EAST (DUBAI)**  
+971.4.887.1633 • [salesint@tripplite.com](mailto:salesint@tripplite.com)



**TRIPP LITE RUSSIA (MOSCOW)**  
+7.495.799.5607 • [inforu@tripplite.com](mailto:inforu@tripplite.com)

**TRIPP LITE UNITED KINGDOM**  
+44.12.7651.6838 • [salesint@tripplite.com](mailto:salesint@tripplite.com)