

USSR Academy of Sciences

International Committee for Solvent Extraction  
Chemistry and Technology

# **ISEC '88**

## **INTERNATIONAL SOLVENT EXTRACTION CONFERENCE**

**Moscow, USSR  
July 18-24, 1988**

**Conference Papers  
Volume I**

USSR Academy of Sciences

International Committee for Solvent Extraction  
Chemistry and Technology

---

# ISEC '88

---

## INTERNATIONAL SOLVENT EXTRACTION CONFERENCE

**Moscow, USSR**  
**July 18-24, 1988**

Conference Papers  
Volume I

Moscow · Nauka · 1988

-  
-  
-  
\*  
-  
k  
ie  
\*  
ee-  
t  
i-  
\*  
e-  
t  
of



INTERNATIONAL SOLVENT EXTRACTION CONFERENCE (ISEC'88).

Conference Papers:

Volume I

Plenary Lectures

1. Fundamentals
2. Extractants

Volume II

3. Interphase Phenomena, Mass Transfer and Kinetics
4. Equipment
5. Modelling and Control

Volume III

6. Liquid Membranes
7. Metal Extraction
8. Organic and Bioorganic Processes

Volume IV

9. Analytical Chemistry
10. Nuclear Processes
11. Hydrometallurgy

© Vernadsky Institute of  
Geochemistry and Analytical  
Chemistry of the USSR  
Academy of Sciences, 1988

## PREFACE

Liquid-liquid extraction is one of the most important methods of separation, it plays an essential part in nuclear technology, hydro-metallurgy, oil processing, analytical chemistry. The theory of solvent extraction processes is a highly interesting field of research, which is connected with many branches of science. A great number of first class scientists and engineers work in the field of solvent extraction.

The problems of the development of the method are regularly discussed at International Solvent Extraction Conferences (ISEC). The Conferences are sponsored by the International Committee for Solvent Extraction Chemistry and Technology, which is based on national organizations. The previous two conferences took place in Denver, Colorado, USA, in 1983 and in Munich, FRG, in 1986. A great part in the organization of many conferences and in the activities of the International Committee was played by late Karl Hanson, Professor of Bradford University, UK.

The present book contains extended abstracts of the presentations, contributed to the Conference of 1988 (Moscow, July 18-24, 1988). According to the tradition, the materials are rather detailed, the book actually combines laconic scientific papers. The ISEC'88 papers are published not after the Conference, as its conclusion, but before the event, thus serving mainly as an auxiliary source of information for the participants. However, when the Conference is finished, this three-volume publication gains the statute of a usual scientific book. The circulation of the book is sufficient for being available in large libraries of many countries.

The papers are arranged in a certain logical sequence, corresponding to their scientific contents. The No of a presentation corresponds to its number in the program of the Conference, thus enabling the participants to find easily the desired paper.

Almost all the papers are reproduced in the original form, as presented by the authors. Only in some cases, when the materials were prepared in poor English or badly typed, the Editorial Board of the Conference Committee edited and retyped the manuscripts. We were not able to discuss the new texts with the authors because of the lack of time, so we apologize for probable mistakes.

The choice of papers was done by the Program Commission of the Conference Committee, which included Prof. G.V.Korpusov, Prof. A.M.Rozen, and others. The Editorial Board included E.P.Shumilova, N.G.Vanifatova and other collaborators from Vernadsky Institute of Geochemistry and Analytical Chemistry of the USSR Academy of Sciences, which took over the functions of the base institution of the Conference. We take the chance to extend our gratitude to the administration of the Institute (Prof.V.L.Barsukov, Prof.B.F.Myasoedov) and all the above mentioned and not mentioned here colleagues.

Professor Yu.A.Zolotov,  
Conference Chairman

Doctor B.Ya.Spivakov,  
Scientific Secretary

INTERNATIONAL COMMITTEE  
FOR SOLVENT EXTRACTION CHEMISTRY AND TECHNOLOGY

Dr.R.W.Cattrall (Australia)

Dr.D.S.Flett (UK)

Prof.H.Freiser (USA)

Prof.S.Hartland (Switzerland)

Prof.A.S.Kertes (Israel)

Prof.C.J.King (USA)

Dr.P.J.Lloyd (RSA)

Mr.C.Lorrain (France)

Dr.T.Miřek (Czechoslovakia)

Prof.W.Nitsch (FRG)

Mr.A.van Peteghem (Belgium)

Prof.H.R.C.Pratt (Australia)

Dr.G.M.Ritcey (Canada)

Prof.J.Rydberg (Sweden)

Prof.T.Sato (Japan)

Prof.T.Sekine (Japan)

Prof.Y.F.Su (China)

Prof.G.A.Yagodin (USSR)

Prof.Yu.A.Zolotov (USSR)

ISEC'88 INTERNATIONAL ADVISORY COMMITTEE

Prof. E. Blass (FRG)	Dr. T. Mišek (Czechoslovakia)
Prof. L. Boyadzhiev (Bulgaria)	Prof. P. Mühl (GDR)
Prof. A. Chesne (France)	Dr. J. D. Navratil (Australia)
Prof. P. R. Danesi (Austria)	Dr. A. Naylor (UK)
Dr. D. S. Flett (UK)	Prof. W. Nitsch (FRG)
Prof. H. Freiser (USA)	Dr. G. M. Ritcey (Canada)
Dr. G. Grossi (Italy)	Prof. J. Rydberg (Sweden)
Prof. C. J. King (USA)	Prof. T. Sato (Japan)
Prof. F. Macásek (Czechoslovakia)	Prof. Chengye Yuan (China)
Prof. D. Maljković (Yugoslavia)	

CONFERENCE COMMITTEE

Prof. N. M. Zhavoronkov	- Honour Chairman
Prof. Yu. A. Zolotov	- Chairman
Prof. G. V. Korpusov	- Vice-Chairman
Prof. B. F. Myasoedov	- Vice-Chairman
Prof. G. A. Yagodin	- Vice-Chairman
Dr. B. Ya. Spivakov	- Scientific Secretary

Prof. I. P. Alimarin	Prof. B. A. Purin
Prof. A. M. Chekmarev	Dr. A. A. Pushkov
Prof. K. M. Dyumaev	Prof. A. M. Reznik
Prof. G. P. Giganov	Prof. A. M. Rozen
Prof. V. V. Kafarov	Mrs. N. V. Shakhova
Prof. A. I. Kholkin	Dr. V. M. Shkinev
Prof. L. N. Lazarev	Mrs. E. P. Shumilova
Prof. B. N. Laskorin	Prof. D. I. Skorovarov
Prof. V. A. Malyuzov	Prof. V. G. Torgov
Prof. A. I. Mikhailichenko	Prof. V. V. Yakshin
Prof. A. S. Nikiforov	Dr. V. I. Zemlyanukhin
Prof. O. M. Petrukhin	



**PLENARY  
LECTURES**

Yu.A.Zolotov, Vernadsky Institute of Geochemistry and Analytical Chemistry, Academy of Sciences of the USSR, Moscow, USSR

Studies in the field of liquid-liquid extraction are being carried out in the USSR during a long period of time, on a large scale and, perhaps, with not so bad results. Practical applications of the extraction are also quite significant, first, in nuclear technology and radiochemistry, analytical chemistry, technology of rare metals, petrochemistry and some other fields.

History. Russian works in the field of extraction have a history beginning in the last century. A.A.Yakovkin defended his Master's thesis "On the distribution of substances between solvents" in 1895. The main results of the work were published a year later [1]. K.V. Kharichkov used the extraction as a method in the petroleum investigations at the beginning of this century. In twenties, to follow up Bertelot-Nernst-Yakovkin line, N.A.Shilov and his co-worker Lidia K. Lepin' have studied theoretical aspects of substance distribution between two liquid phases.

In thirties, extraction-photometric methods using dithizone penetrated into analytical chemistry. The first Soviet publications in this field belonged to I.B. Suprunovich who worked in Dnepropetrovsk. Before the World War II several papers on dithizone have been published in Russian and Ukrainian. Just after the war, the number of publications on the extraction of dithizonates significantly increased; among them a series of papers by A.K.Babko and A.T.Pilipenko are worth mentioning [2].

At the beginning of fifties, solvent extraction was considered to be a very effective and perspective method. This was greatly promoted by its successful and very important application in nuclear technology. The first Soviet open publications in this field refer to the period of the First Geneva Conference on Peaceful Use of Atomic Energy (1955). For instance, the theoretical paper by A.M.Rozen [3] should be mentioned as well as the series of papers by V.V.Pomin and co-workers, particularly on the study of complex formation using solvent extraction [4], works of Radium Institute in Leningrad headed by V.M.Vdovenko and, of course, presentations at the Geneva Conference itself. The first books on the extraction in Russian were published in the end of fifties and at the beginning of sixties: the collection of papers "Solvent Extraction" edited by A.G.Kasatkin (1958), the monograph by V.V.Pomin "Chemistry of Extraction Processes" (1960), the translation of the book by G.Morrison and H.Freiser "Solvent Extraction in Analytical Chemistry" (1960). Then a broad flow of books appeared.

Scientific directions and main achievements. The solvent extraction is being developed in the USSR in various directions: chemical theoretical bases of the method, new extractants, mass transfer and kinetics; mathematical modelling; membrane techniques; equipment; extraction of metals; organic substances and biomaterials; extraction methods in analytical chemistry; radiochemistry and nuclear technology; in hydrometallurgy of nonferrous and rare metals.

However, various directions are presented differently. This country seems to have the leading positions in some aspects: chemical theoretical fundamentals of the method, new extractants, extraction kinetics, metal extraction, application in analytical chemistry, nuclear technology and hydrometallurgy of several rare metals. There are fields that are presented in a smaller degree: mathematical modelling, membrane extraction, application in hydrometallurgy of common nonferrous metals.

A great material has been accumulated in the field of chemical fundamentals of extraction, a series of important generalizations has been made, many problems have been successfully solved. A great deal of publications has been devoted to this field, including monographs. Examples of certain achievements: the study of extraction ability of phosphoryl-containing compounds, amines and other extractants as a function of molecule structure and diluent nature; investigation of the mutual influence of elements; so called binary extraction; new extraction systems including two-phase aqueous ones should be mentioned.

Broad investigations in the field of chemical theoretical bases of the solvent extraction are carried out in All-Union Scientific-Research Institute of Inorganic Materials (IIM, Moscow), Moscow Mendeleev Institute of Chemical Technology (MICT), Vernadsky Institute of Geochemistry and Analytical Chemistry (Moscow), All-Union Institute of Chemical Technology (ICT, Moscow), Leningrad Technological Institute, Institute of Inorganic Chemistry in Novosibirsk (IIC), Institute of Chemistry and Chemical Technology in Krasnoyarsk (ICCT), Lomonosov Moscow State University (MSU) and in many other institutions.

New extractants are being discovered continuously. Sulfides and sulfoxides have been proposed and thoroughly investigated in the Institute of Chemistry in Ufa and in IIC in Novosibirsk. Organometal extractants, particularly organotin compounds have been suggested in Vernadsky Institute. Recently, IIC in Novosibirsk has contributed to the study of unsaturated organic compounds as extractants forming  $\pi$ -complexes with metals. Much has been done in IIM and ICT in the field of extractants on the basis of phosphoric acids. New effective macrocyclic extractants have been suggested in Vernadsky Institute and MSU. Extractants of the phenolic type

are studied in Moscow Institute of Fine Chemical Technology (MIFCT). An interesting series of investigations of 8-mercaptoquinoline and many of its derivatives has been carried out in the Institute of Inorganic Chemistry of the AS of Latvian SSR (IIC in Riga).

Wide and original investigations have been carried out in the field of extraction kinetics and interphase phenomena under leadership of G.A.Yagodin in MICT (at the first stage - in Vernadsky Institute). Specialists in Karpov Research Physico-Chemical Institute deal with mathematical modelling of extraction processes (M.G. Slinko et al.). A.M.Rozen in IIM has proposed a new approach for the scale-up calculations. Studies in MICT (V.V.Kafarov et al.) in chemical cybernetics should be noted.

There are two centers of membrane extraction: IIC in Riga (B.A. Purin et al.) and MICT (S.Yu.Ivakhno et al.). Emulsion membranes are mainly used in MICT while supported membranes or traditional three-chamber version with liquid ones - in Riga. So called electroextraction is also utilised in IIC, that is separation through membranes in electrical field. Electrodialysis is developed in Leningrad (L.N.Moskvin).

Great is the volume of investigations in the field of metal extraction. An extraction method of rare earth element separation, developed in the Institute of Physical Chemistry of AS of the USSR (IPC, Moscow) in the end of fifties was one of the first used on an industrial scale. At present investigations in this field are carried out most intensively in IPC and State Scientific-Research and Design Institute of Rare Metal Industry (Moscow). Extraction of niobium, tantalum, gallium, indium, thallium, rhenium and many other elements has been thoroughly investigated. Thousands of papers have been published in this field, in particular by higher school specialists.

Considerably moderate are the successes achieved in solvent extraction of organic substances. It is worth to mention the works on phenols (IIC in Novosibirsk, Voronezh Technological Institute), alkaloids (MICT), extraction of organic substances from biological materials (MICT).

The Soviet Union seems to have a leading position in application of solvent extraction in analytical chemistry. Important investigations have been carried out on extraction-photometric determination of elements (and similar approaches), for example, with basic dyes. Methodology of extraction concentration has been developed. New extractants for analytical purposes and new extraction systems, for instance, threephase ones, and systems with fusible extractants have been suggested. These works have been carried out in Vernadsky Institute, MSU, Kiev University, Institute of Colloid and Water Chemistry (Kiev) and in a number of other institutions.

Important are the applications of solvent extraction in nuclear processes and corresponding investigations. Liquid-liquid extraction makes it possible to solve actual practical problems. Extraction of uranium, transuranium elements and various fission products has been studied in detail. Methods for extraction of carrier-free radioisotopes have been developed.

Finally, the application of solvent extraction in hydrometallurgy of nonferrous and rare metals should be considered. The extraction is used for production of indium, thallium, niobium, tantalum, rare-earth elements, zirconium and a number of other rare elements. Extraction with carboxylic acids is utilized for high-purity cobalt production. However, extraction is not used on industrial scale in the Soviet Union for production of cheap and common metals such as copper, zinc, nickel. However, there appeared a new thing: a solvent extraction process in ferrous metallurgy (for purification of pickling solutions of iron).

Development of extraction equipment is usually carried out in the Soviet Union by the institutions taking direct part in the investigation of new technological processes of separation.

Research and development in the field of extraction equipment envelops all types of apparatus: gravitate columns and mixer-settlers, as well as centrifugal extractors.

Increase of capacity and efficiency of mass transfer, decrease of energy consumption, rise of reliability, improvement of safe working conditions are the main purposes.

The important means of the capacity and efficiency increasing lie in the creation of such hydrodynamic situation that allows to get a certain optimal drop-size of disperse phase and the most favourable emulsion type, as well as flows organization bringing their character nearer to the ideal ousting regime.

Methods of extractors calculation and scaling-up have been developed, enabling to design industrial apparatus on the basis of laboratory experiments, process kinetics and statics data and physicochemical properties of reagents.

Important contributions to the development of Soviet extractors were made by I.Ya.Gorodetzky, S.V.Dilman, E.I.Zaharov, S.M.Karpacheva, G.I.Kuznetsov, G.V.Korpusov, V.M.Muratov, V.M.Olevsky, A.A.Pushkov, I.I.Ponikarov, L.S.Raginsky, A.I.Solodov, L.I.Sklokin.

Personel and education. There are important research schools on solvent extraction in the country, a number of known scientists have grown. About 80 specialists have Doctor of Science' degree (much higher level than Ph.D). Among them there are several members of the USSR Academy of Sciences and academies of sciences of the Soviet Republics: Academicians I.P.Alimarin, V.V.Kafarov, V.N.Laskorin, A.S.Nikiforov, V.A.Purin, Yu.A.Zolotov, corresponding members



V.A.Malyusov, V.M.Sedov, G.A.Yagodin, full member of Latvian AS Yu.A.Bankovsky, corresponding member of Belorussian AS G.L.Starobinets. In the past, great was the contribution to the solvent extraction made by Academician A.V.Nikolaev, corresponding members V.V.Fomin, V.M.Vdovenko, A.A.Yakovkin, Doctors of Sci. A.I.Busev, A.A.Lipovsky, V.B.Shevchenko, V.S.Schmidt.

During last years Dr.Sci.' degrees were obtained mainly in MICT, Vernadsky Institute and ICI. Dissertations defended belong to different scientific disciplines - inorganic, analytical or physical chemistry, radiochemistry, chemistry and technology of rare elements. This situation seems to be prolonged in future because of interdisciplinary character of liquid-liquid extraction.

Commission on the solvent extraction of the Scientific Council on Inorganic Chemistry of the USSR Academy of Sciences developed the typical program for Ph.D. examination on solvent extraction; the program is used in most institutions dealing with extraction methods.

Lectures on solvent extraction are given in a number of universities and technological institutes (either special courses or significant sections in other courses).MSU, MICT, MIFCT, Leningrad University and Technological Institute should be mentioned. For instance, a special course "Solvent extraction methods of radioisotopes preparation" is given in the chair for radiochemistry and chemical technology in MSU. It should be desirable to accumulate and analyse the information on education in solvent extraction. Unfortunately, having so many monographs on solvent extraction, we did not compact text books for students. The preparation of such books is now an important task.

Publications. At least 20 soviet scientific journals publish papers on solvent extraction. Some journals are worth mentioning: Zhurnal Neorg.Khim., Radiokhimiya, Zhurnal Analyt. Khim., Zhurnal Prikladn.Khim., Izvestiya Sibir.Otd.AS USSR., Ser. Khim. Bibliographical Guide on Solvent Extraction of Inorganic Substances in three volumes comprises publications till 1972 [5,6].

As for the books on solvent extraction in Russian, there are a lot of them. Three volumes of the Handbook edited by A.M.Rozen should be noted [7]. It is worth to mention the books of last decade [8-25] and some large reviews [26,27].

Organization and coordination of the research. Investigations in the field of extraction and its applications are sponsored by several scientific councils of the USSR Academy of Sciences. The above mentioned Commission on Solvent Extraction is the main coordinating body, but it deals mainly with chemical aspects of the method. The members of the Comition: Yu.A.Zolotov (Chairman), G.V.Korpusov, B.F.Myasoedov (Vice Chairman), V.M.Shkinev (Scientific Secretary),

Yu.A.Bankovsky, A.M.Chekmarev, G.P.Giganov, L.M.Gindin, B.S.Iofa, A.A.Kopyrin, V.A.Michailov, A.I.Michailichenko, A.I.Nikolaev, A.M.Orlov, G.L.Pashkov, O.M.Petrukhin, M.Ph.Pushlenkov, A.M.Rozen, V.V.Sergievsky, I.A.Shevchuk, O.A.Sinegribova, L.I.Sklokin, B.Ya.Spivakov, V.V.Tarasov, G.A.Yagodin, V.V.Yakshin, A.N.Zelikman.

The Commission organizes All-Union conferences, considers investigations in different regions of the Soviet Union. The Commission sponsors seminars on solvent extraction in Moscow, Novosibirsk and Leningrad. For young scientists and industry specialists so called "schools" are set up, where well-known scientists give lectures for the participants on the theoretical fundamentals and practical applications of solvent extraction.

The scientific Council on Chemical Engineering deals mainly with engineering processes and technological aspects (processes and apparatus). Applications of solvent extraction are partially sponsored by the Council on Analytical Chemistry, Radiochemistry, Physico-Chemical Fundamentals of Metallurgical Processes and others.

There are two series of regular national conferences: on chemistry of solvent extraction (there were 7 conferences beginning from 1959) and on liquid-liquid and liquid-solid extraction. There were 4 such conferences. The first series conferences are organized by the Commission on Solvent Extraction, the second series - by the Council on Chemical Engineering. On preparing the ISEC'88, we organized the first joint conference in September 1987 combining both series. Besides, works on solvent extraction are widely presented at conferences on radiochemistry, analytical chemistry, chemistry of non-aqueous solutions, hydrometallurgy and others.

#### References

1. Yakovkin A.A.//Zh.Russ.Phys.-Chem. Ob.1896. Vol.28, N 2. 1.
2. Babko A.K., Pilipenko A.T.//Zh.Anal.Khim.1946. Vol.1.P.275;1947. V. 2. P. 33.
3. Rozen A.M.//Atomnaya Energiya. 1957. Vol.2. P. 445.
4. Fomin V.V., Maiorova E.P.// Zh.Neorgan.Khim. 1956. Vol.1. P.1703.
5. Begreev V.V., Zolotov Yu.A., Kurilina N.A., Kalinina G.F. Solvent extraction of Inorganic Compounds. Bibliographical Guide. Moscow: Nauka, 1971. Book 1,1945-1962. Book 2, 1963-1967.
6. Bagreev V.V., Kurilina N.A., Okhanova L.A., Bakanova L.V. Solvent extraction of Inorganic Compounds. Bibliographical Guide, 1968-1972. Moscow: Nauka, 1980.
7. Handbook on Solvent Extraction / Ed. A.M.Rozen. Moscow: Atomizdat. Vol.1; Nikolotova Z.I., Kartashova N.A. Solvent extraction by Neutral Organic Compounds, 1976. Vol.2; Mezhev E.A. Solvent extraction by Amines, Salts of Amines and Quaternary Ammonium Bases, 1977. Vol.3; Martynov B.V. Solvent extraction by Organic Acids and their Salts, 1978.

8. Fundamentals of Solvent Extraction / Ed. G.A.Yagodin. Moscow: Khimia, 1984.
9. Gindin L.M. Solvent Extraction Processes and their Applications. Moscow: Nauka, 1984.
10. Theory and Practice of Solvent Extraction Methods. Moscow: Nauka, 1985.
11. Mazalov L.N., Yumatov V.D. Electron Structure of Extractants. Novosibirsk: Nauka, 1984.
12. Komarov E.V., Kopyrin A.A., Proyaev V.V. Theoretical Bases of the Solvent Extraction by Associated Extractants. Moscow: Energoatomizdat, 1984.
13. Chemistry of Solvent Extraction / Ed. V.A.Mikhailov. Novosibirsk: Nauka, 1984.
14. Shmidt V.S. Solvent Extraction by Amines. Moscow: Atomizdat, 1980.
15. Shevchuk I.A. Solvent Extraction by Organic Bases. Kiev, 1978.
16. Bankovsky Yu.A. Chemistry of Chelate Compounds of Mercaptoquinoline and its Derivatives. Riga: Zinatne, 1978.
17. Chekushin V.S., Borbat V.F. Solvent Extraction of Noble Metals by Sulfides and Sulfoxides. Moscow: Nauka, 1984.
18. Meretukov M.A. Processes of Solvent Extraction in Nonferrous Metallurgy. Moscow: Metallurgiya, 1985.
19. Voldman G.M. Fundamentals of Solvent Extraction and Ion-Exchange Processes of Hydrometallurgy. Moscow: Metallurgiya, 1982.
20. Egorov G.F. Radiation Chemistry of Solvent Extraction Systems. Moscow: Energoatomizdat, 1986.
21. Processes of Solvent Extraction and Sorption in Chemical Technology of Gallium / Ed. S.S.Korovin. Alma-Ata: Nauka Kazach.SSR, 1985.
22. Korenman I.M. Solvent Extraction in the Analysis of Organic Substances. Moscow: Khimiya, 1977.
23. Berestovoy A.M. Solvent Extraction in Chemical Industry. Leningrad: Khimiya, 1977.
24. Zolotov Yu.A., Kuzmin N.M. Preconcentration of Trace Elements. Moscow: Khimiya, 1982.
25. Tataev O.Kh., Mirzaeva Kh.A. Use of Solvent Extraction in Analytical Chemistry. Makhachkala: Dagestan Univ., 1984.
26. Zolotov Yu.A., Bodnya V.A., Zagruzina A.N. // CRC Critical Reviews in Analyt.Chem. 1982. Vol.14, N 2. P. 93-174.
27. Achievements of Science and Technology. Series: Inorganic Chemistry. Moscow: VINITI. Vol.11; Tarasov V.V., Yagodin G.A., Pichugin A.A. Kinetics of Solvent Extraction of Inorganic Substances. 1984. Vol.12; Solovkin A.S., Vladimirova M.V., Kulikov I.A. Solvent Extraction of Metal Ions by Mono- and Di-n-butylphosphoric Acids, Products of Hydrolysis and Radiolysis of Tri-n-butylphosphate. 1985. Vol.13; Ivakhno S.Yu., Afanas'ev A.V., Yagodin G.A. Membrane Extraction of Inorganic Substances. 1985.

T.Sekine, Department of Chemistry, Science University of Tokyo, Kagurazaka, Shinjuku Tokyo, Japan

In solvent extraction systems of metal ions, various types of complexes are formed in the both phases. Since the extraction is enhanced and/or impaired by such complex formations, the over-all extraction equilibrium is dependent on them. For this reason, systematic studies of complex formation is very important in order to know how the metal ions are extracted and also why they are extracted to such an extent under the given conditions in that solvent extraction system.

### Complex formation Equilibria in Solvent Extraction Systems

Kinetic studies of solvent extraction of metal ions often indicate that complex formation of metal ions with an extractant occurs on the interface. Consideration of reaction mechanism should naturally be done strictly on the basis of such kinetic observations. However, when the chemical equilibrium is discussed, several different expressions are possible and still, each of which interprets the experimental results reasonably. Metal chelate extraction offers a good example for this. When a metal ion,  $M^{m+}$ , in an aqueous phase is extracted with a chelating extractant which is an organophilic weak acid, HA, the extraction equilibrium and, consequently, the extraction constant,  $K_{ex}$ , is often written for the interfacial reaction;



$$K_{ex} = [MA_m]_{org} [H^+]^m [M^{m+}]^{-1} [HA]_{org}^{-m} . \quad (1)$$

The distribution ratio can easily be calculated from the concentration of the extractant in the organic phase and of the hydrogen ions in the aqueous phase, if the value of  $K_{ex}$  is known;

$$D = [MA_m]_{org} / [M^{m+}] = K_{ex} [HA]_{org}^m [H^+]^{-m} . \quad (2)$$

In order to estimate the amount extracted under certain given conditions, these equations are very useful. However, it is not easy to connect this type of extraction equilibrium with our knowledge of complex formation in aqueous solutions. This is because the chemical reactions which take place in such an area as the interface have not been studied very much from the standpoint of coordination chemistry

and since the above equilibrium constant,  $K_{ex}$ , represents the overall effect of several unit equilibria involved in the extraction process, the physical meaning is not quite clear.

Another approach to interpret the extraction equilibrium is that (i) a part of the extractant which is initially present in the organic phase is transferred into the aqueous phase, (ii) the metal ion in the aqueous phase forms an extractable complex with the ligand thus transferred, (iii) the complex formed in the aqueous phase is extracted into the organic phase across the interface, and, in some cases, (iv) the extracted complex undergoes solvation or adduct formation in the organic phase with an organophilic ligand in it. The equilibrium represented by Eq.1 can be written from this standpoint as follows.



The distribution ratio when only  $M^{m+}$  is the metal species in the aqueous phase can be given by the following equation although several complexes may be formed in the aqueous phase and the equation should usually be much more complicated;

$$D = [MA_m]_{org} / [M^{m+}] = K_{dm} \beta_m [A^-]^m. \quad (7)$$

This type of consideration is very favorable because the constants for the unit equilibria treated are already known or can be determined by various methods and thus the physical meaning of each equilibrium constant is clear.

### Complex Formation Equilibrium in Aqueous Phase

Complex formation equilibrium in the aqueous phase can be determined by analyzing the extraction data which are measured as a function of the ligand concentration. From these values, a reasonable understanding can be made about the relation between the solvent extraction behavior of the metal ion and the experimental conditions of the aqueous phase. However, the concentration of coexisting electrolytes in the aqueous phase of a solvent extraction system is often extremely high and the electrolytes may be co-extracted into the organic phase. Thus reasonable control or estimation of the



activity of solutes which is necessary for an accurate evaluation of the equilibrium is sometimes difficult. Furthermore, the extraction of coexisting materials may change the free extractant concentration and also the nature of the organic phase and the correction for these is, in some cases, indispensable.

### **Liquid-Liquid Distribution Equilibrium of Complex Species**

Some metal ions in a solvent extraction system are very well extracted as a complex with a certain ligand but some other metal ions are not under the same conditions. Such a difference in the extractability of metal ions is very often explained in terms of the difference in the stability of the extractable complexes.

However, the two-phase distribution equilibrium of them which can be given by Eq.6 is also important. This is because, as seen from Eq.7, the constant for the extraction is the product of the stability constant and the two-phase distribution constant of the extractable complex. The two phase distribution equilibrium of the extractable complex explains the reason why some less stable complexes are more extractable than more stable complexes in the same aqueous phase.

In order to elucidate the difference in the extractability of solutes in aqueous solutions, hydrophobic tendency which has a close relation with the volume of molecule and hydrophilic tendency which is caused by the interactions of the solute and water molecules are considered. However, estimation of the latter, especially that of metal complexes, is difficult. This has not been considered very much from the standpoint of coordination chemistry but it is important for the discussion of solvent extraction of metal ions. The regular solution theory has successfully been applied for the explanation of the difference in the solvent extraction of a material from a certain aqueous phase into several different organic solvents. However, the interactions of water molecules with those complexes in which the ligand is the same but the metal ion is different have not been studied very much.

### **Complex Formation Equilibrium in Organic Phase**

When the extracted complex is solvated in the organic phase, the extraction is very effective. This kind of solvation equilibrium is very often given as a reaction on the interface. However, when it is considered as a reaction of the metal complex with the solvating extractant in the organic phase, the solvent extraction of the metal ion can be understood more clearly.

Such a solvation is indispensable for the extraction of several metal complexes in which the ligand is monodentate and is not bulky. The number of solvation of the complex can usually be determined

rather easily but, unfortunately, the estimation of solvation or adduct formation equilibrium of a metal complex in the organic phase is often difficult.

Complex formation in the organic phase, especially when it is non-polar, is quite different from that in the aqueous phase. Some of the reasons for that may be given as follows. (i) The solutes are, in many cases, non-charged and thus the complexes are formed among non-charged molecular species. Even when the solvent is polar and/or highly dielectric, still the dissociation of ionic species and thus the complex formation is quite different from that in aqueous solutions. (ii) In the aqueous phase, water molecules are a donor and at the same time, they are an acceptor. In non-polar solvents, however, the molecules are inert and the solutes are rather independent from the medium. This difference in the solvation makes a great effect in some cases.

Synergistic effect of the metal extraction with a chelating extractant and an organophilic neutral ligand can be elucidated by solvation or adduct formation of the extracted metal chelate with the ligand in the organic phase. However, it is not always possible to make a systematic explanation why a certain metal chelate forms stable adducts with a certain neutral ligand in the organic phase but another does not. The reason for this seems to be similar to that for the difference in the extractability of noncharged metal complexes in the aqueous phase with a certain solvating type organophilic extractant.

Oxidation of some metal ions such as manganese(II) and cobalt(II) in chelate complexes in the organic phase by atmospheric oxygen has been found but the oxidation is not found in the aqueous phase in an equilibrium with the organic phase. The rate of such oxidation of the metal ion is quite different when the ligand and/or the solvent is different.

There are examples which indicate that the stability of a certain metal complex is quite different in the aqueous and organic phase. For example, the extraction of the anionic complex of a metal ion as ion-pairs with a large cation, in other words, the extraction of ternary metal complex, is quite different when the chelating ligand is different. A general tendency that less stable anionic complexes are more extractable as ion-pairs than more stable anionic complexes of the same metal ion is found among  $\beta$ -diketonate complexes of divalent transition metal ions. It could be possible to describe such observations as that when the anionic complexes are more stable in the aqueous phase they are less stable in the organic phase and thus they can not be extracted into the organic phase across the interface.

C. J. King, University of California, Berkeley CA, USA

There are a number of important processing situations where polar organic substances must be removed or recovered from relatively dilute and complex aqueous solutions. Examples include plant-effluent and waste streams, and the recovery of chemical products made from alternative raw materials, such as biomass and coal.

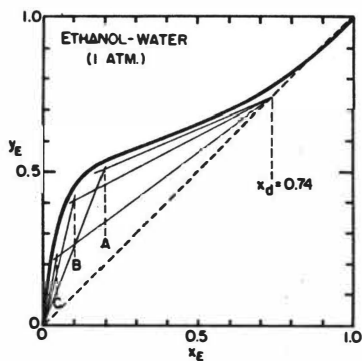
Many of these situations are well suited for separations based upon reversible formation of complexes, or adducts. With a suitable chemical extractant, the Law of Mass Action provides a high equilibrium distribution ratio into a receiving phase, and chemical specificity provides selectivity with respect to competing solutes. The utility of this approach is borne out by the recent commercial success of a process for purifying and concentrating citric acid by extraction with a tertiary amine, followed by back extraction into water at a higher temperature [1].

The Role of Reversible Complexation for Separations of Polar Organics from Water. Solute characteristics which tend to favor the use of reversible chemical complexation for separation of polar organics from water, in comparison with alternate methods, are [2]:

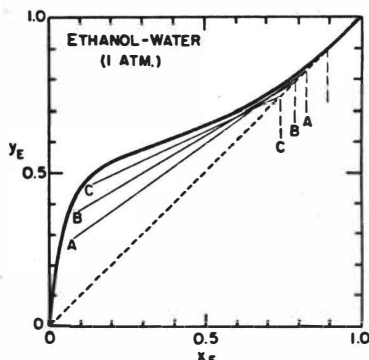
1. The presence of functional groups capable of complexation.
2. Low solute concentration [Law of Mass Action].
3. Low activity coefficient of solute in water. [Because complexation can overcome this handicap, it gains a relative advantage.]
4. Low solute volatility, in comparison with water.

Reversible chemical complexation has been compared with other alternatives for recovery of acetic acid, phenol, and ethanol from aqueous solution [2].

Ethanol. The situation for ethanol is worthy of further analysis. Fig. 1a shows McCabe-Thiele diagrams for binary feeds with different concentrations of ethanol in water, producing a given distillate. The energy requirement, expressed through the ratio of vapor flow to distillate flow, increases markedly as the feed becomes more dilute, reflecting the strong curvature of the equilibrium relationship. Fig. 1b shows a similar analysis for different enrichments of ethanol in the distillate. The downward convexity of the equilibrium relationship near the azeotrope causes the energy consumption, expressed as the molar ratio of the vapor flow to ethanol flow in the product, to increase sharply for higher distillate enrichments. The energy penalties for low feed concentrations and high distillate concentrations lead to distillation being most effective for



CASE	$x_f$		L/d	v/d
	mol	wt.		
A	0.20	0.39	0.75	1.75
B	0.10	0.22	1.1	2.1
C	0.04	0.096	2.9	3.9



CASE	$x_d$		L/d	v/dx_d
	mol	wt.		
A	0.825	0.923	2.47	4.21
B	0.785	0.903	1.40	3.06
C	0.74	0.879	0.83	2.47

Fig. 1. McCabe-Thiele Diagram for Distillation of Ethanol-Water Mixtures (a) with Varying Feed Composition, (b) with Varying Distillate Purity

concentrating ethanol over the range of feed and product compositions shown in Fig. 2.

As is also depicted in Fig. 2, the range of feed and product compositions over which solvent extraction is most appropriate coincides almost exactly with the range where distillation is most effective. Extraction is limited at high and low concentrations by phase-miscibility considerations and by competition with adsorption, respectively. Thus, even if better complexing agents for ethanol are identified, use of solvent extraction with reversible complexation for recovery of ethanol will still be held back by the fact that extraction competes with distillation in the range of feed and product compositions where distillation is most attractive economically.

Products of Most Interest. The most attractive industrial opportunities for recovery of polar organics by reversible chemical complexation exist for those substances which fit the four criteria above, have substantial markets, and have unit values of about \$2.00 (U.S.) per kg, or greater. Examples include several dicarboxylic acids (succinic, fumaric, etc.), hydroxycarboxylic acids (citric, lactic, malic, etc.), and pharmaceutical products and intermediates containing multiple functional groups. If effective and economical complexants are found for the -OH group, then recovery of diols (propylene glycol, butanediols, etc.) is also likely to be an attractive application.

Selection of Extractants. The interaction energy should be high enough to provide the desired capacity and selectivity, but low enough

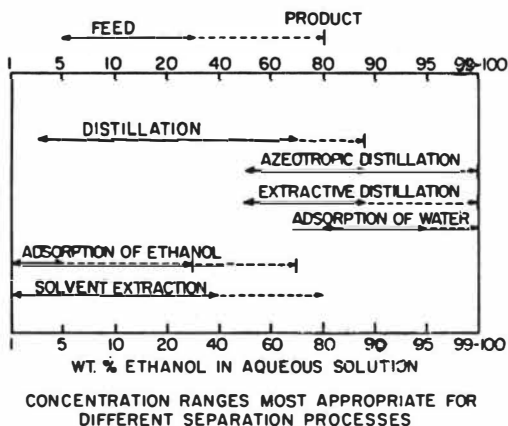


Fig. 2. Ranges of Optimal Applicability of Different Separation Processes for Concentrating Aqueous Solutions of Ethanol. Solid Line = Range of Feed Concentrations. Solid Line plus Dashed Line = Range of Ethanol Product Concentrations

so that regeneration is not unduly expensive. The complexation reaction should have sufficiently fast kinetics so that equilibrium is approached within a reasonable residence time (i.e., small enough equipment volumes). The complexing agent should be stable, and should give no irreversible side reactions.

Because unit values of high-volume polar organics tend to be lower than those of metals, losses of extractant (by solubility in water, entrainment, emulsification, incorporation into micelles, or simply start-up and handling) have even greater economic importance for extraction of polar organics. Such losses can also lead to contamination of effluent or recycle water streams, especially in bioprocessing and in streams to be released to the environment. The economic factor leads to a preference for lower-cost extractants. Both factors lead to use of extractants with very low aqueous solubility.

Another approach to the contamination problem is to utilize the appropriate extractive functional groups in modes that preclude losses and contamination. Examples are the use of functionalized polymeric sorbents and membranes impregnated with an extractant.

Most extractants or sorbents imbibe water to significant extents. Co-extraction of water limits the degree to which a solute is concentrated. This factor leads to a preference for extractants which minimize co-extraction of water, or which facilitate subsequent dewatering of the extract.



On the basis of present knowledge, tertiary alkylamines appear to be the most satisfactory liquid extractants for carboxylic acids [3-5]. The amine group proves difficult to regenerate when it is incorporated into polymeric sorbents and used for recovery of carboxylic acids. Polybenzimidazoles and polyvinylpyridines give high capacities and much easier regenerability [6-8], although both sorbents in present commercial forms give very large water uptakes [6]. Phosphine oxides are effective, regenerable extractants for carboxylic acids [9, 10] and phenols [11]. However, they are expensive, and therefore even relatively low levels of extractant loss are costly.

Of the solvents and extractants that have been tested [12], substituted phenols appear to give the highest equilibrium distribution ratios (D) for the lower alcohols and diols [13].

Criteria for Selection of Diluents. Diluents are often used with extractants to dissolve a solid extractant, reduce viscosity, control density or interfacial tension, reduce co-extraction of water, and/or determine the reboiler temperature when regeneration is accomplished by distillation of a volatile solute. The choice of diluent can also have a major effect upon D, and can lead to a strong maximum in D at an intermediate concentration of the extractant, in cases where solvation of the complex by the diluent is important [2,5,10,14-16]. The diluent can therefore also be chosen to enhance extraction, to facilitate subsequent removal of the solute from the extractant, and/or to enhance selectivity among solutes.

Methods of Regeneration. If the extracted solute is sufficiently volatile, it can be removed from the extractant by distillation [3]. In the design, allowance must be made for the suppression of solute volatility by residual complexation of the solute with the extractant.

In cases where the solute has low volatility, it is unlikely that a suitable complexing extractant can be found which can be distilled overhead from the solute; therefore avenues other than distillation are needed. For carboxylic acid solutes, back-extraction into NaOH or other aqueous bases can be used, but this results in degradation of the acid to the carboxylate salt. The free acid can be recovered by adding another, stronger acid to the solution of the carboxylate salt, but this entails costly consumption of chemicals, can lead to a difficult crystallization of the free acid, and also leads to a waste-disposal problem.

Back-extraction into water will be enhanced by a change in any condition which causes the distribution ratio to change substantially. A desirable goal, then, is to find "swing" variables which cause large changes in D. The successful process for citric acid already mentioned [1] utilizes an increase in temperature to reduce D for citric acid between water and an amine/hydrocarbon solvent by a factor of five or more.

Another approach is to change the composition of the diluent so as to change the distribution ratio [17]. In such a situation the diluent would consist of varying proportions of an active (solvating) substance and an inactive (non-solvating) substance. The diluent components can be picked so that their volatilities will permit use of distillation or another inexpensive separation method to subtract one or more of the components from the mixture, and thereby alter the composition. The active component would be present in a greater proportion in the diluent mixture during the forward extraction than in the back-extraction. Diluent change and temperature swing can be used in combination to give greater changes in  $D$  than are achievable with either means alone.

In the case of sparingly soluble polar organics, a change in temperature or diluent composition may also create a separate solute-rich solid or liquid phase, thereby facilitating regeneration.

Another method which has been suggested [18] for regeneration of tertiary amines laden with a carboxylic acid is to contact the extract with an aqueous solution of a displacing acid, thereby facilitating back-extraction of the carboxylic acid into the aqueous phase. This method leads to problems of chemicals consumption and disposal of a waste stream, unless some other method can be used to free the amine from the anion of the displacing acid.

Yet another approach is to back-extract a carboxylic acid from the extract into aqueous ammonia, forming the ammonium carboxylate. The aqueous ammonium carboxylate solution would be concentrated, if necessary, and decomposed thermally, liberating the free carboxylic acid and ammonia for recycle. It has, however, been found that amides are formed irreversibly upon heating of at least some ammonium carboxylates.

A way to overcome the amide-formation problem is to use an aqueous solution of a volatile tertiary amine, e.g., trimethylamine, to form the trimethylammonium carboxylate, which can then be decomposed thermally. The liberated tertiary amine would be distilled overhead for recycle.

When functionalized sorbents are used instead of extractants, other regeneration possibilities occur. These include leaching the solute from the sorbent into a solvent, which does not need to be immiscible with water. Feeding vaporized solvent to a sorbent bed can enhance fractionation between solute and co-sorbed water through an entrainer-distillation process [19]. Another approach is to convert the carboxylic acid in situ to an ester [19], which may be more volatile than the acid, and which will certainly be more readily recovered by solvent leaching.

Development of reliable and inexpensive means of regeneration is one of the most essential needs for increasing industrial use of reversible

chemical complexation for recovery of polar organic solutes from aqueous solution.

Acknowledgement. Our research in this general area has been supported by the Assistant Secretary for Conservation and Renewable Technology, Office of Energy Systems Research, Energy Conversion and Utilization Technologies (ECUT) Division of the U. S. Dept. of Energy under Contract No. DE-AC03-76SF00098, and by CPC International, Inc.

#### References

1. Baniel A.M., Blumberg R., Hajdu K.//European Patent No. EP49429, 1982; Chem. Abstr. 1982. Vol. 97, 109557; U. S. Patent No. 4275234, 1981.
2. King C.J., "Separation Processes Based on Reversible Chemical Complexation", in Rousseau, R.W., ed. Handbook of Separation Process Technology: Wiley, 1987.
3. Ricker N.L., Pittman E. F., King C.J.//J. Separ. Proc. Technol. 1980. Vol.1, No.2. P.23.
4. Kertes A.S., King C.J.//Biotechnol. Bioeng. 1986. Vol.28. P.269.
5. Tamada J.A., Kertes A.S., King C.J., paper pres. at ISEC'88 (this conference).
6. Garcia A.A., Ph. D. dissert., Univ. of California, Berkeley, 1988; Garcia A.A., King, C.J., paper pres. at 3rd Chem. Congr. of No. Amer. and Am. Chem. Soc. Mtg., Toronto, 1988.
7. Chanda M., O'Driscoll K.F., Rempel G.L.//React. Polymers. 1983. Vol.1. P.281.
8. Chanda M., O'Driscoll K.F., Rempel G.L.//React. Polymers. 1985. Vol.4. P.39.
9. Helsel R.W.//Chem. Eng. Progr. 1977. Vol.73. P.55.
10. Clark G.A., Gatrone R.C., Horwitz E.P.//Solv. Extr. and Ion Exch. 1987. Vol.5. P.471.
11. MacGlashan J.D., Bixby J.L., King C.J.//Solv. Extr. and Ion Exch. 1985. Vol.3. P.1.
12. Kertes A.S., King C.J.//Chem. Rev. 1987. Vol.87. P.687.
13. Arenson D.R., Kertes A.S., King C.J., paper pres. at ISEC'88 (this conference).
14. Vieux A.S., Rutagengwa N., Rulinda J.B., Balikangeri A.//Anal. Chim. Acta.1974. Vol.68. P.415.
15. Wardell J.M., King C.J.//J. Chem. Eng. Data. 1978. Vol.23. P.144.
16. Ricker N.L., Michaels J.N., King C.J.//J. Separ. Proc. Technol. 1979. Vol.1. P.36.
17. Tamada J.A., Ph. D. dissertation, Univ. of California, Berkeley, 1988.
18. Rueckl W., Siebenhofer M., Marr R.//Proc. Intl. Solv. Extr. Conf.(ISEC'86). Vol.3. P.653. Dechema, 1986.
19. Sanchez P.A., Kawano Y., King C.J.//Ind. Eng. Chem. Research, November 1987.

W. W. Schulz, Westinghouse Hanford Company, Richland,  
WA, USA

E. P. Horwitz, Argonne National Laboratory, Argonne,  
IL, USA

#### INTRODUCTION

As solvent extraction chemists and technologists, most of us usually live and work in a one-dimensional world of monofunctional extractants. Thus, we are familiar and comfortable with such monofunctional reagents as tri-*n*-butylphosphate, the workhorse in the nuclear industry, and bis-2-ethylhexylphosphoric acid used extensively in the hydrometallurgical industry. And the list of monofunctional extractants, both old and new, of interest to researchers in academic institutions is boundless.

But -- the solvent extraction world is not, of course, only one-dimensional. Our solvent extraction larder contains many useful and interesting bi- and tri- as well as monofunctional extractants. The multifunctional organophosphorus reagents to be discussed in this plenary lecture are a particularly noteworthy example. Researchers in many lands, but especially in the United States and in the Soviet Union, have spent considerable energy over the last four decades in synthesizing and studying the liquid-liquid extraction properties of some 200+ multifunctional organophosphorus reagents. This effort has been motivated and sustained by both natural intellectual curiosity and by the actual or potential use of some of the bifunctional organophosphorus compounds in important nuclear separations processes.

This plenary lecture is structured and organized to provide an overview of the current state of development of the science and technology of multifunctional organophosphorus extractants. It is concerned with definitions and classifications of such extractants, with a discussion of the different types of functional groups which occur in these multifunctional reagents, and with a brief description of some important extraction systems involving multifunctional organophosphorus compounds. Mention is also made in the latter part of the lecture of some important uses of selected multifunctional extractants in analytical chemistry and in plant-scale nuclear separations.

#### CLASSIFICATION OF MULTIFUNCTIONAL ORGANOPHOSPHORUS EXTRACTANTS

Definition. For application in liquid-liquid extraction systems, a multifunctional organophosphorus extractant is an organic compound which contains two, or more donor groups, at least one of which is bound to a phosphorus atom, potentially capable of reacting with selected metal ions to

form stable organic-phase soluble species. This definition is broad enough to allow inclusion of compounds such as alkylaminophosphine oxides  $[(G)_2-P-N-G]$  and thioalkylphosphine oxides  $[(G)_2-P-(CH)_2-S-G]$  where it is not completely clear that the N or S atoms can act as potential donor groups. For purposes of this lecture,  $HO-P=O$  (POOH) and  $(HO)_2-P=O$   $[PO(OH)_2]$  moieties are considered to contain only a single donor group; this restriction is desirable to avoid considering compounds such as  $(GO)_2POOH$  as multifunctional organophosphorus extractants.

Currently known bifunctional organophosphorus extractants (Table 1) typically contain combinations of  $P=O$ ,  $C=O$ ,  $-N-C=O$ ,  $P=S$ ,  $HO-P=O$ , and  $(HO)_2-P=O$  groups.

Table 1

Combinations of Functional Groups in Multifunctional Organophosphorus Extractants

Number of Groups	Combinations of Functional Groups	
2	$P=O$ , $P=O$	$P=O$ , $S=O$
	$P=O$ , $C=O$	$P=S$ , $P=S$
	$P=O$ , $-C(O)-N$ -(a)	POOH, POOH
	$P=O$ , $-N(H)-$	POOH, $P=O$
	$P=O$ , $N\rightarrow O$	POOH, $C=O$
	$P=O$ , $-S-$	$PO(OH)_2$ , $PO(OH)_2$

(a) Carbamoyl group.

Major Types of Extractants. All multifunctional organophosphorus extractants can conveniently be divided into two broad groups: Neutral Compounds and Acidic Compounds.

Acidic extractants are those that contain at least one POOH or  $PO(OH)_2$  group in the molecule regardless of what other functional groups may be present. (Certain cyclotriphosphazenes containing hydroxy substituents on the ring phosphorus atoms are an exception to this definition.) All other multifunctional organophosphorus extractants are classified as neutral extractants even though groups such as COOH and  $SO(OH)_2$  may be present in the molecule.

Neutral multifunctional organophosphorus extractants can be conveniently further subdivided into homofunctional and heterofunctional compounds. In the former class of extractants, as its name implies, all the functional groups present are identical (e.g., all  $P=O$ , all  $P=S$ , etc.) Heterofunctional neutral extractants contain different functional groups in the same molecule.

Paralleling the case with their monofunctional counterparts, many of the currently-known neutral multifunctional organophosphorus extractants can be assigned to one of three broad types (Table 2), namely, phosphonates, phosphinates, and phosphine oxides. Other types of neutral multifunctional organophosphorus extractants are known also (Table 2), but, in most cases, only a few representative compounds of each of these miscellaneous classes of neutral extractants have been synthesized and studied.

Table 2

General Classification of Neutral Multifunctional Organophosphorus Extractants

General Classification	Class Functional Group
PHOSPHONATES	(GO) <sub>2</sub> P(O)-
PHOSPHINATES	(GO)GP(O)-
PHOSPHINE OXIDES	(G) <sub>2</sub> P(O)-
PHOSPHINE SULFIDES	(G) <sub>2</sub> P(S)-
MISCELLANEOUS TYPES <sup>(a)</sup>	
Aminoalkylenephosphine oxides	(G) <sub>2</sub> P(O)CH <sub>2</sub> N(G) <sub>2</sub>
Amine oxide-phosphine oxides	(G) <sub>2</sub> P(O)N(O)(G) <sub>2</sub>
Ketophosphonates	(G) <sub>2</sub> P(O)CH <sub>2</sub> C(O)G
Phosphoramidates	(G) <sub>2</sub> P(O)N(H)C(O)G
Sulfinylmethylphosphine oxides	(G) <sub>2</sub> P(O)CH <sub>2</sub> S(O)G
Thioalkylenephosphine oxides	(G) <sub>2</sub> P(O)(CH <sub>2</sub> ) <sub>2</sub> SG

(a) Also includes cyclotriphosphazenes, [(G)<sub>2</sub>-P-N=]<sub>3</sub>

The currently-known acidic multifunctional organophosphorus extractants include (Table 3) only phosphonic, phosphinic, and pyrophosphoric acids.

Table 3

Classification of Acidic Multifunctional Organophosphorus Extractants

General Classification	Class Functional Group
PHOSPHONIC ACIDS	GOP(O)OH-
PHOSPHINIC ACIDS	GP(O)(OH)-
PYROPHOSPHORIC ACIDS	(GO)(HO)P(O)OP(O)(OH)(OG)

Sub-Classes of Phosphonate and Phosphine Oxide Extractants. Neutral multifunctional phosphonate and phosphine oxide extractants can be

conveniently further classified to reflect particular combinations of functional groups, e.g., diphosphonates, carbamoylphosphonates, carbamoylalkylphosphonates, hypophosphonates, and pyrophosphonates (phosphonates); bis(tris, etc.)phosphine oxides, carbamoylalkylphosphine oxides (phosphine oxides).

#### EXTRACTION SYSTEMS

At present (September 1987) the solvent extraction properties of approximately 160 and 40, respectively, different neutral and acidic multifunctional organophosphorus extractants have been reported. By far, the preponderance of the known neutral compounds are bifunctional phosphonates (15); phosphine oxides (65); carbamoylphosphonates and carbamoylphosphine oxides (36). Similarly, pyrophosphoric acids account for about one-third of the acidic multifunctional organophosphorus reagents. The remaining neutral and acidic extractants have typically been synthesized and studied, on a limited scale, by a single investigator or single group of scientists.

Typically, two general systems have been employed to investigate the solvent extraction properties of neutral and acidic multifunctional reagents.

##### Type 1. Neutral Extractants

Aqueous Phase: 0.01 to  $\sim 10M$  Mineral Acid ( $HNO_3$ ,  $HCl$ ,  $HClO_4$  or  $H_2SO_4$ )  
 $\sim 10^{-5}$  to 0.1M Actinide (Am, U(IV,VI), Np(IV,VI), Pu(IV,VI)] or Lanthanide

Organic Phase:  $\sim 10^{-3}$  to 0.1M Extractant-Diluent

##### Type 2. Acidic Extractants

Aqueous Phase: Actual/Synthetic Wet Process Phosphoric Acid  
5-6M  $PO_4^{3-}$ ; 0.2 g/L U(IV) or U(VI); Fe(III)

Organic Phase: 3-30 vol% Extractant-Diluent

Diluents in both systems include pure aliphatic and aromatic compounds, mixtures of such compounds, and halogenated aliphatic compounds.

Interest in these two extraction systems is driven by: (1) the great affinity of certain neutral bi-functional phosphonates, phosphine oxides, and, especially, carbamoylalkylphosphonates and phosphine oxides for trivalent Am as well as +4 and +6 actinides and +3 lanthanides from strong mineral acids, and (2) the ability of certain alkylpyrophosphoric acids to extract U(IV) very efficiently from strong phosphoric acid solutions.

Although most investigations of the extraction properties of multifunctional organophosphorus compounds have focussed on their reactions with actinide and lanthanide metals, the propensity of certain classes of these compounds to extract other metals from aqueous media have been at least partially studied. For example, data have been reported for the extraction of Ag(I) and Hg(II) from  $HNO_3$ ,  $HCl$ , and  $HClO_4$  media by bifunctional

phosphine sulfides and thioalkylenephosphine oxides. Also, the ability of certain ketophosphonates to extract such metals as Fe(III), Ga(III), In(III), V(IV), Zn(II), Cd(II), and Al(III) from aqueous KSCN and NaClO<sub>4</sub> media has also been examined with a view to establishing extraction mechanisms exhibited by this class of multifunctional organophosphorus compounds.

## APPLICATIONS

Considering the rather large number of fundamental studies of multifunctional organophosphorus solvent extraction reagents reported in the literature, applications of these reagents in either analytical- or industrial-scale separations processes have been remarkably sparse. This circumstance reflects, to a large extent, the limited availability of many of the multifunctional compounds in sufficient quantity and purity for direct use. And, of course, in analytical applications the multifunctional organophosphorus reagents must compete with well-established alternative reagents and procedures.

Three important generalizations can be made concerning applications of multifunctional organophosphorus extractants:

1. All actual and proposed industrial-scale uses have been in the nuclear field.
2. Only carbamoylmethylphosphonates (CMP) carbamoylmethylphosphine oxides (CMPO), and pyrophosphoric acids have actually been used or proposed for use in industrial-scale extraction processes.
3. Analytical applications of multifunctional organophosphorus extractants have generally employed only certain pyrophosphoric acids, diphosphine oxides, or carbamoylmethyl type (i.e., CMP or CMPO) compounds.

Kletenik, Levin and their Russian associates[1,2] published an extensive series of papers in the early 1960's concerning the analytical applications of diisooamylpyrophosphoric acid and bis-2ethylhexylpyrophosphoric acid. Selective extraction-stripping procedures were developed for determination of Bi(III), Fe(III), Ga(III), In(III), Sb(III), Sn(IV), and Tl(IV) in mineral acid matrices. In the same time frame, O'Laughlin[3] and his colleagues in the U.S. utilized various neutral bifunctional phosphine oxides (e.g., methylenebis(di-n-hexylphosphine oxide) in extraction chromatographic procedures for separation and determination of various metal ions including rare earths, yttrium, actinides, and alkaline earths. Currently, Horwitz et al.[4] have developed an extraction chromatographic procedure (ABEX procedure) for routine determination of very low concentrations of actinide elements in acidified urine solutions; the active reagent in the ABEX procedure is octyl(phenyl)-N,N-diisobutylmethyl-carbamoylmethylphosphine oxide. Other analytical applications of this



latter reagent for determination of Am(III) in acidic nuclear waste solutions have been reported.

Industrial-scale applications of CMP- and, more recently, CMPO-type reagents for solvent extraction removal of  $^{241}\text{Am}$  and other transuranium (TRU) elements from certain acidic nuclear waste solutions have received much attention in the U.S. in the last decade. Large economic incentives exist for partitioning TRU-type (i.e.  $\geq 100$  nCi TRU elements/g) wastes into a large volume of low-level waste which can be disposed of in relatively inexpensive near-surface facilities and a small volume of TRU waste requiring expensive deep geologic disposal. Research efforts in the U.S. have lately culminated in the development of the TRUEX process by Horwitz et al.[5] Technology for potential plant-scale deployment of the TRUEX process is currently being developed at several U.S. DOE sites including Hanford, Los Alamos, and Idaho.

Experimental investigations of the applicability of various pyrophosphoric acids to recover uranium (as U(IV)) from wet-process phosphoric acid solutions have been conducted in various countries for nearly four decades. Uranium recovery processes employing as the extractant octylpyrophosphoric acid or caprylpyrophosphoric acid or a mixture of mono and dioctylphenylpyrophosphoric acids were operated on a commercial-scale in the U.S. in the 1960's and 1970's.[6] The DEPA-TOPO process, which employs a mixture of bis-2ethylhexylphosphoric acid and trioctylphosphine oxide to extract U(VI), has largely supplanted extraction schemes based on pyrophosphoric acid reagents.

#### REFERENCES

1. Yu. B. Kletenik // Russ. J. Anal. Chem. (Transl.), **19**, 190. 1964.
2. A. A. Shatalova, I. S. Levin, I. A. Bykhov-Skaya, and Yu. B. Kletenik // Russ. J. Anal. Chem. (Transl.), **22**, 267. 1967.
3. J. W. O'Laughlin // Progress in Nuclear Energy, Series IX, Analytical Chemistry, New York: Pergamon Press. Vol. 6. P. 97. 1960.
4. E. P. Horwitz, Unpublished Data, 1987.
5. E. P. Horwitz and W. W. Schulz // Proceedings ISEC '86. Munich. Vol. 1. P. 81, 1986.
6. F. J. Hurst and D. J. Crouse // Actinide Recovery from Waste and Low-Grade Sources, New York: Harwood Academic. P. 201, 1982.

A. NAYLOR and H. ECCLES

TECHNICAL DEPARTMENT, BRITISH NUCLEAR FUELS plc  
SPRINGFIELDS WORKS, PRESTON, LANCASHIRE, UK

## GENERAL

The potential of TBP as a metal extractant was first observed in the early 1940s by workers engaged on the war-time Manhattan Project in the US. Since that date, or to be more historically correct 1949 when the first journal reference appeared, a substantial number of reports, papers and books have been published describing the science and technology of this chemical, possibly more than any other extractant. However, it should be remembered that only a relatively small proportion of the total quantity of TBP manufactured each year is destined for hydrometallurgical processes. Its commercial availability relies heavily on its other applications, namely as a plasticiser, antioxidant or catalyst and in antifoaming agents, hydraulic fluids and fire retardants. These varied applications require a commercially available source and currently TBP is manufactured in several countries at a UK equivalent cost of -£1.8/Kg.

Tri-n-butyl phosphate is now employed in all of the actinide hydrometallurgical processes associated with the nuclear fuel cycle. It is exclusively used in the refining of uranium ore concentrates or "yellow cakes" to produce reactor grade uranium. Similarly, it is the chosen solvent for all commercial nuclear reprocessing operations for the separation of plutonium and uranium from fission products and other nuclides and for the purification of plutonium and uranium. In recent years the use of TBP has been extended to the mining/milling operations for the recovery and concentration of uranium from various ore bodies and its potential for the treatment of nuclear waste liquors arising from reprocessing operations has also been evaluated.

## CURRENT APPLICATIONS IN THE NUCLEAR INDUSTRY

Although TBP is now being employed by at least two mining/milling operations producing a few hundred t U pa, it is the nature of the ore body and its geographic location which dictates the selection of the leaching and uranium recovery processes. Where ore bodies are more amenable to leaching of uranium with nitric acid, TBP is the chosen solvent. The decontamination factors required for metals such as Th, Fe, Zr are readily achieved by this solvent whilst the other principal requirement in the mining/milling operation, namely the concentration of uranium prior to the precipitation stage, can easily be achieved by the judicious selection of both the solvent concentration and back-washing reagent.

In the early 1950's the recovery and purification of uranium from UOCs was achieved using either diethyl ether or methyl isobutyl ether with obvious disadvantages for use on an industrial scale. However with the proliferation of civil nuclear reactors, a high volume, low cost and more environmentally acceptable separative route was necessary. Currently, in the western world, four commercial refineries have the capacity to process approximately 60,000 t UOC pa employing a TBP-diluent purification circuit.

This multistage process achieves decontamination factors of between 10 and 1000 for Zr, Ti, V, Cr, Mo, Fe etc and finally generates a pure uranyl nitrate liquor easily converted to a variety of reactor fuels.

Tri-n-butyl phosphate is now and has been for the last thirty years the chosen solvent for the nine or so commercial and demonstration reprocessing facilities situated in about seven countries. More recently other solvents, namely amides have

been considered by Italian workers, although they have only been evaluated in pilot-plant facilities. In the separation of uranium and plutonium from other actinides and fission products, recovery efficiencies of 99.9% are required whilst decontamination factors of  $10^4$  to  $10^5$  are necessary. These criteria in addition to solvent compatibility and low aqueous phase solubility are achieved by TBP.

The potential of TBP for the treatment of nuclear waste liquors arising from reprocessing operations for the separation of long lived  $\alpha$  emitters such as Np, Pu, U from relatively short lived  $\beta/\gamma$  emitters eg fission products has been examined, but more highly selective reagents are now considered to be more efficient and afford the best practical and economic approach.

In all the above applications the solvent is employed to extract and separate heavy metals from nitrate liquors. However, other anions such as chloride, bromide, iodide, thiocyanate and perchlorate will also permit metal extraction, whereas metal fluorides, sulphates, phosphates and carbonates are generally almost insoluble in TBP.

The success of TBP as a metal extractant is due to both its excellent chemical stability and to its physical properties. In the following sections some of the key physical and chemical properties of this solvent are reviewed.

### PHYSICAL PROPERTIES

Many physical properties of TBP such as its molecular weight of 266, high boiling and freezing points, a density of  $-0.97 \text{ g/cm}^3$  and viscosity of  $-3 \text{ cP}$  are consistent with the majority of commercially available metal extractants. Its solubility in water or 1M-nitric acid of approximately 400 ppm is lower than for long chain aliphatic ketones and/or ethers but higher than for metal-complex forming solvents such as di-2-ethyl hexyl phosphoric acid.

Although the use of TBP is limited by its relatively high viscosity and density, desirable physical properties are attained by blending the solvent with an inert hydrocarbon of low specific gravity and viscosity, to permit greater dispersal and more rapid phase disengagement. For separation processes associated with the nuclear fuel cycle diluents of low aromaticity are employed but the concentration of TBP in the solvent phase varies according to the particular flowsheet conditions and the type of contactor employed.

In the refining of UOCs for instance TBP concentrations range from 20 o/v (BNFL, UK) to 40 o/v (Comurhex, France) whilst reprocessors appear to favour either 20 or 30 o/v. With the higher solvent concentration the organic phase is capable, under plant conditions, of attaining a uranium loading of 120 g/l thereby minimising the volume of solvent required at the cost of some increase in the risk of third phase formation. Even at this high metal loading the difference in density between the organic and aqueous phases is adequate for good phase disengagement and the viscosity is still comparatively low (of the order 5 cP).

Although the physical properties of TBP are not dissimilar to other commercially available extraction solvents its capacity for high metal loading without significant increase in density and viscosity and a tolerable solubility in the aqueous phase, contributes to its universal application in the nuclear fuel cycle. One of the most cogent reasons for its predominance may be the massive investment represented by the accumulated store of data on this solvent.

### CHEMICAL PROPERTIES AND REACTIONS

The extraction of metals and acids by TBP (particularly nitric acid), are of paramount interest in the process technologies developed for the nuclear fuel cycle. In reprocessing operations the extraction and separation of uranium and plutonium is more complicated in comparison with mining/milling and UOC refining due to the

presence of other extractable species. Effective separations of some of the actinides can be enhanced by utilising the difference in the extractabilities of the different valency states. For example, the reduction of plutonium in the TBP-solvent phase to its trivalent state achieves an efficient separation from uranium. These process considerations, in conjunction with the fundamentals of metal extraction by TBP are briefly examined.

### i. Extraction of Metals

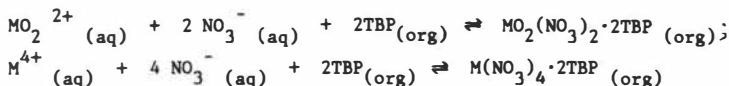
In comparison with other metal extractants, TBP is moderately powerful. Its affinity for metals derives mainly from its phosphoryl group, the oxygen forming coordinate links with cations, viz;



It forms adducts with the extracted species, a classical example of which is the extraction of uranium as  $UO_2(NO_3)_2 \cdot 2TBP$ .

The nitrates are extracted as neutral molecular species with a definite number of attached TBP molecules. The complexes for the different actinides have been established as: trivalent,  $M(NO_3)_3 \cdot 3TBP$ ; tetravalent  $M(NO_3)_4 \cdot 2TBP$ ; hexavalent,  $MO_2(NO_3)_2 \cdot 2TBP$ .

The mechanism of uranium and that of other actinides is one of simple complex formation, the reactions being formally -



although in practice the nitrate complexes may already have a substantial degree of formation in the aqueous phase from which they are extracted. For that reason the dependence of distribution ratio on nitrate ion concentration is less than might be expected. Because of non-idealities, the dependence on TBP concentration in the solvent is also less than the simple square law predicted by elementary theory.

Thermodynamic and kinetic data for uranium show that the extraction is exothermic. The rates in the forward direction increase with increasing TBP concentration, but those in the reverse direction (back washing) decrease. The effect of temperature on the extraction of actinides is small, although back washing from the loaded solvent is encouraged by higher temperature.

With TBP, the nitric acid concentration of the aqueous phase is judiciously controlled to ensure that the nitrate content is sufficiently high to effect an efficient separation of the actinides from other solutes in the forward extraction. With extractants such as Hexone, salting agents such as aluminium nitrate were necessary to ensure a sufficiently high nitrate concentration. The use of salting agents is intolerable in both the refining of UOCs and reprocessing operations due to added costs and enhanced problems in the evaporation of high active fission product waste respectively.

Additionally, in reprocessing operations use is made of the difference in extractability due to different valency states. In the first and second solvent extraction cycles, for example, the influence of acidity and presence of reducing agents such as U(iv) affect the distribution of Np. Approximately half of the total quantity is discarded in the high active waste liquor as Np(v) ions, these being the least extractable by TBP, whilst the remainder has to be finally separated in the purification cycle.

The distribution ratios for some actinides and various fission products with TBP are presented in Table 1.

TABLE 1

APPROXIMATE DISTRIBUTION RATIOS FOR SOME ACTINIDES AND  
FISSION PRODUCTS FROM NITRIC ACID  
SOLUTIONS WITH 20 o/v TBP/OK

<u>Element</u>	<u>1 M Nitric Acid</u>	<u>6 M Nitric Acid</u>
Th(iv)	0.2	3
U(vi)	7	30
Pu(vi)	0.8	3
Pu(iv)	2	20
Pu(iii)	<0.01	0.01
Np(iv)	0.8	7
Np(v)	0.01	0.02
Np(vi)	5	22
Ru	~0.001 to ~2	~0.001 to ~2
Zr	<0.01	1
Nb	<0.001	0.01

The extraction mechanism for the fission products, zirconium, niobium, ruthenium, is similar to that of actinides with TBP in nitric acid solutions. Two solvates of zirconium having the composition  $Zr(NO_3)_4 \cdot TBP$  and  $Zr(NO_3)_4 \cdot 2TBP$  are formed with varying TBP concentrations from nitric acid solutions.

Of the different series of nitrate and nitro complexes of ruthenium, only the nonionic trinitrate and the tetranitrate acid complexes of nitrosyl ruthenium are fairly extractable by TBP. The species formed in the organic phase have been confirmed to be  $RuNO(NO_3)_3 \cdot 2TBP$  and  $H[RuNO(NO_3)_4] \cdot 3TBP$ .

More recently attention has been paid to the extraction of Tc from 3M nitric acid liquors. It was observed that the extractability of the pertechnetate ion  $TcO_4^-$ , was low ( $D_{Tc} \sim 0.2$ ) but was enhanced by the presence of uranium, thorium and zirconium. In the presence of the latter the  $D_{Tc}$  value increased to  $\sim 0.5$ . The technetium also enhanced the distribution ratio of zirconium in the extraction stages, but did not prevent back-extraction on scrubbing.

The recovery of uranium from a loaded TBP diluent system is achieved by contacting the organic phase with dilute nitric acid at 60°C. A small quantity of acid is employed to prevent hydrolysis of the uranium in the aqueous phase. This approach is common to both UOC refiners and spent fuel reprocessors.

The wealth of TBP extraction data affords many exploitable differences for the separation of two or more given elements. Distribution coefficients may be enhanced by the selection of acid strength, temperature and salting agents, all of these parameters being utilised in the extraction and purification of actinides.

#### ii. Extraction of Nitric Acid

Although nitric acid has little or no effect on the kinetics of actinide transfer into the TBP phase, at high concentrations (>6M) its extraction competes with the transfer of metal ions. This observation has been attributed to the formation of a complex with TBP of the type  $HNO_3 \cdot TBP$ . As a result, particularly where high solvent to aqueous ratios are used, extracted acid may dominate the acidity of backwash stages.

The extraction of nitric acid in the uranium purification cycle of either a UOC processing or a reprocessing operation is minimised by maintaining the uranium loading of the TBP phase near to its operating saturation value. This control is necessary to minimise carryover of the acid into the uranium product stream and thereby ensuring that the corrosion of downstream equipment such as evaporators is limited.

## HYDROLYTIC AND RADIOLYTIC DEGRADATION OF TBP

TBP, being an ester, is susceptible to hydrolysis catalysed by either acids or alkalis. Acid-catalysed hydrolysis is probably the most important reaction from the standpoint of UOC refining although less important for nuclear fuel reprocessing. It occurs in both the organic and aqueous phases and proceeds stepwise, yielding in turn dibutyl phosphate (DBP), monobutyl phosphate (MBP) and finally phosphoric acid; however, under extraction conditions the first step is by far the most important.

Ionizing radiation like mineral acids cause decomposition of TBP; the degradation products from radiolysis include DBP, MBP,  $H_3PO_4$ , various gases eg  $H_2$ ,  $CH_4$ ,  $C_2H_6$ , alcohols and other hydrocarbons. The proportion of the products generated is largely dependent on the radiation dose which the parent TBP molecules adsorb and the selected diluent. The acid butyl phosphates produced either by hydrolysis or radiolysis of TBP cause retention of small amounts of uranium, plutonium and certain fission products (zirconium, niobium) in the solvent and therefore lead to -

- i. uranium and plutonium losses;
- ii. reduced decontamination of the uranium, and plutonium from fission products, and
- iii. a stripped solvent containing plutonium and fission products.

In extreme cases, precipitates may be formed which may result in "crud" formation at liquid-liquid interfaces which may influence phase separation and thus the control of the extraction equipment.

In a system where there are a number of metal ions, eg U, Pu, Zr with varying concentrations and different stability constants related to the formation of metal DBP and MBP complexes, then the overall effect on process performance can be somewhat difficult to predict. It also assists in explaining the differences sometimes observed between the laboratory and plant trials on TBP degradation effects.

Although the decomposition of TBP produces degradation products which would seriously influence the efficiency of spent fuel reprocessing, UOC refining and possibly mining/milling operations, fortunately a simple aqueous wash with an alkaline solution (generally sodium carbonate) will remove DBP and MBP and the majority of the fission products such as Ru, Zr and Nb from the solvent phase. Hence by a comparative simple treatment the selectivity, affinity and efficiency of TBP can be maintained.

The choice of contacting equipment can influence the rate of degradation product formation. With mixer-settlers the majority of radiolytic damage occurs in the settling area, whilst with shorter residence contactors, such as pulse columns, this problem is greatly minimised. Contactors with an even shorter residence time, eg centrifugal, have been successfully employed for the high active cycle in reprocessing operations where there is a very strong radiation field and hence potentially considerable degradation. The main consideration limiting the extension of this practice is the difficulty of mechanical maintenance under highly active conditions. This alternative and complementary means of minimising TBP degradation is made possible by the rapid kinetics of plutonium and uranium extraction in conjunction with the physical properties of the TBP diluent system.

## ANTAGONISTIC SYSTEMS

The art of solvent extraction is ultimately to produce an aqueous product liquor containing the appropriate purified metal(s) and amenable to downstream process conditions. With some extractants, notably di-2-ethyl hexyl phosphoric acid, the affinity for certain metals is very high (distribution values  $>1000$ ) and therefore the recovery of the metal(s) from the loaded solvent can be extremely difficult or

require reagents which are incompatible with subsequent processes. The addition of a second solvent such as TBP to the organic phase reduces this affinity and in doing so improves the back-washing of the appropriate metal(s).

#### PREVENTION OF THIRD PHASE FORMATION

A second organic phase can form in some extraction systems when the concentration of the extracted species exceeds the solubility of the solvate in the organic system. This condition can be overcome by the addition of a third reagent (modifier) to the organic phase. The modifier, unlike a synergist, does not participate in the extraction process, but solely improves the solvation of the extracted species. In the TRUEX process, for the recovery of transuranic elements, TBP is employed to ensure that the extracted metal-carbamoyl methyl phosphine-oxide complex remains soluble.

TBP/diluent systems are themselves subject to third-phase formation under certain conditions. The tendency depends very strongly on the choice of diluent and even within a given type of diluent, such as the n-paraffins, increases sharply with carbon chain length. This consideration has raised doubts about the advisability of using n-dodecane as diluent in reprocessing systems.

#### SUMMARY

It is in solvent-extraction processes, particularly those employing aqueous nitrate media in the nuclear fuel cycle that TBP finds one of its major applications. The potential problems associated with the separation and purification of actinides previously described can be readily overcome by the careful choice of diluent, solvent concentration, solvent clean-up, aqueous phase acidity and temperature.

Confidence in TBP is demonstrated by its selection for both the French and British new commercial reprocessing plants and possibly the proposed German and Japanese facilities. UOC refiners are well satisfied with this reagent and current indications are that future plants will remain with TBP. Its use in mining/milling operations is being extended as alternative leaching circuits to sulphuric acid are being developed.

Eckhart Blass, Technical University Munich, FRG

### 1. Introduction, engineering tasks

Various special disciplines cooperate in the field of liquid-liquid extraction (SX). This paper wants to illustrate to other disciplines task and procedure of engineers by using the dimensioning of extractors as an example and thus demonstrate the state of art.

Systematic procedure is fundamental principle of the work of engineers. Thus, the problem solving cycle of systems engineering presents itself. It consists of the procedural steps of the situations analysis and the formulation of objectives, of the synthesis and analysis and of evaluation and decision. The essential engineering tasks applied to the extractor dimensioning turn out to be:

- the systematic preselection of suitable constructions of extractors based on a carefully defined problem and with the aid of an information system for available constructions. The paper deals with the main points of situation analysis and of preselection of extractors;
- the systematic experimental analysis, evaluation and choice of an apparatus best for the respective task. The paper deals with the main steps of experimental measures;
- theoretical and experimental analysis of the complex processes in extractors, in order to complete the information system for the preselection on one hand, and, on the other, to be able to dimension the chosen type of extractor correctly. In the following this part of the paper is demonstrated in detail.

### 2. Problems of engineering analysis

The paper deals with the drop size, the counter-current flow of phases and the axial mixing as central dimensioning problems in order to introduce theoretical and experimental tools of engineering and at the same time demonstrate the state of art.

#### 2.1. Drop sizes

In modern counter-current extractors one of the two phases, usually the solvent, can be purposefully disintegrated into drops by power input with agitation or pulsation. The smaller the drops, the greater is the interfacial area per unit volume and is the mass transfer coefficient and the higher the coalescence time  $t_c$  (Fig.1,2 and 3). The setting of the drop size in the extractor must consider this fact.

As measuring methods the photography (Fig.4) and a probe technique (Fig.5) are compared and a new laser scattered light technique for very small drops is introduced. The measuring results must be correlated with the influencing parameters with the aid of physical mathematical methods. In doing so three steps of engineering penetrating depth are gone through: the simple empiric correlation, the similarity theoretical description by way of relations between dimensionless characteristic numbers and, finally, the physical-mathematical modelling of the physical processes. For an example the paper deals with an empiric correlation for the calculation of drop sizes during mass transfer into the drops, a relation of characteristic numbers for the calculation of drop sizes on sieve plates without pulsation and a new modelling of drop sizes on liquid-pulsed sieve plates (Fig.6).



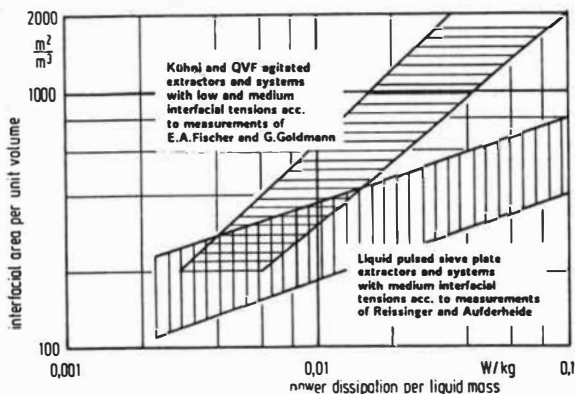


Fig. 1. Interfacial area per unit volume in dependence on power dissipation per unit mass (E.A. Fischer, Ph.D. thesis ETH Zürich 1973; G. Goldmann, Ph.D. thesis TU München 1986; K.H. Reissinger, Ph.D. thesis TU Graz; E. Aufderheide, Ph.D. thesis TU Clausthal 1985).

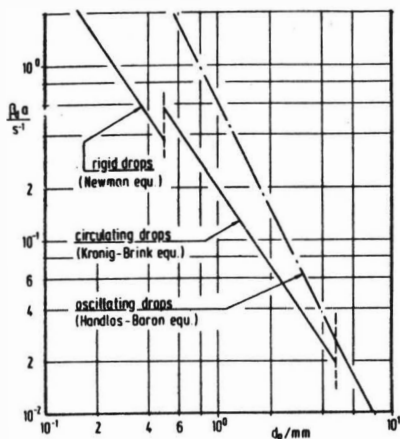
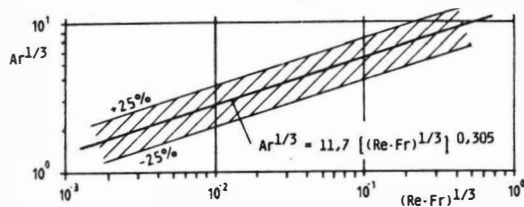


Fig. 2. Volumetric mass transfer coefficients  $k_g \cdot a$  of Shellisol drops in water of 20 °C in dependence on drop diameter  $d_p$  (drop holdup 10 %) — gravity field — centrifugal field



$$Ar = d_{32}^3 \frac{\rho_c^2 g \Delta \rho}{\eta_c^2 \rho_c} \quad \text{Archimedes number}$$

$$Re \cdot Fr = \left( \frac{H_0 c_d}{t_c} \right)^3 \cdot \frac{\rho_c^2}{9 \cdot \eta_c \Delta \rho} \quad \text{Reynolds- and Froude number}$$

$$d_{32} = 11.7 t_c^{-0.305} F(H_0; c_d; \rho_c; \Delta \rho; \eta_c)$$

Fig. 3. Coalescence time  $t_c$  dependent on mean sauter diameter  $d_{32}$ , on height of dispersion  $H_0$ , on holdup  $c_d$ , on mass density  $\rho_c$  and viscosity  $\eta_c$  of dispersion phase (d), on density difference of both phases. The given function fits batch settling experiments of different authors within  $\pm 25\%$ .

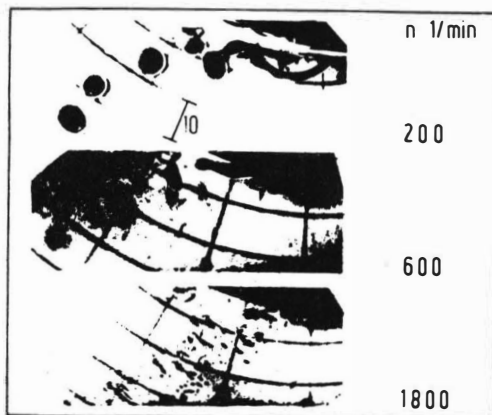


Fig. 4. Drops in a centrifugal field  
n number of revolutions

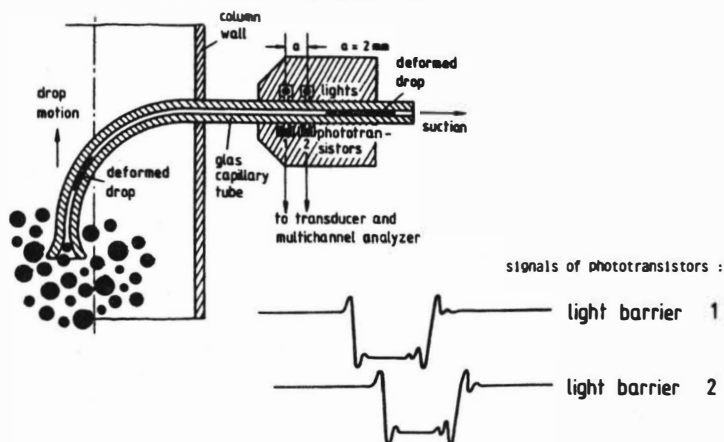


Fig. 5. Probe measuring technique with photoelectric detection

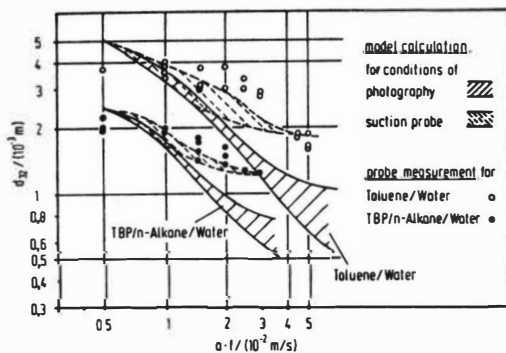


Fig. 6. Measured and calculated drop sizes in pulsed sieve-plate columns

## 2.2. Counter-current flow of phases

The counter-current flow of phases is necessary when a separator performance of more than one theoretical stage is needed. Counter-current flow is the most important principle of operation of modern extraction columns (Fig.7). Two main problems concerning this fact must be solved: the transport of phases in the gravity or centrifugal field and the reducing of the axial mixing of each phase. The phase transport dies out at a critical throughput, the flooding throughput. Task of the engineer is the dimensioning of the column diameter thus, that the flooding point cannot be reached in practical operation conditions (Fig.8). The axial mixing reduces the differences of concentration between the phases and thus the separation power to be reached. It is demonstrated that counter-current apparatus of a mixer-settler character subdue the axial mixing just like unpulsed sieve plates or Podbielniak centrifugal extractors do when they are operated correctly. However, ordinary counter-current extractors require a careful analysis of the axial mixing.

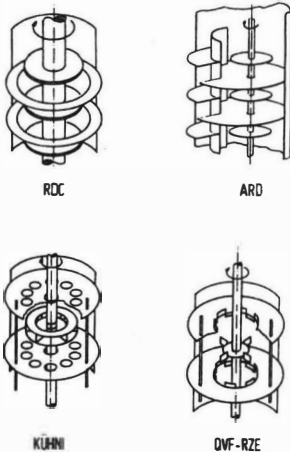


Fig. 7. Agitators and stators of different agitated extractors

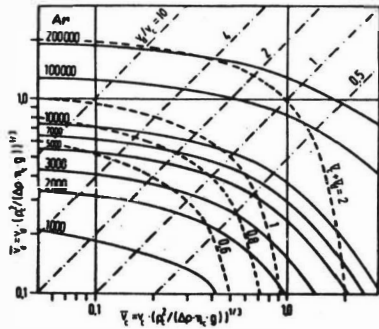


Fig. 8. Phase throughputs at flooding point of unpulsed and pulsed plate columns and of agitated columns (Pilhofer, Chem.-Ing.-Tech. 51(1979) 231)  $v$  superficial velocity; other symbols see Fig.3

## 2.3 Axial mixing

The analysis of axial mixing is an excellent example for the extraordinary experimental, mathematical and numerical problems which an engineer is confronted with during the analysis of apparatus. For the description of the complex flow of phases in extractors similar to reactor engineering the concept of residence time is used and there are three problems to be coped with: the measurement of the residence time, the evaluation and the interpretation of the measuring results:

- tracer are used for measurement (Tab.1) and suitable sensors are needed in order to gain cross-sectional averaged signals;
- the information provided by the residence time curves must be decoded by means of suitable mathematical-physical models. For an example the paper presents the dispersion model which is frequently used. It describes the flow of each phase as plug flow, which is superimposed by a merely stochastic liquid motion and in its function as a model parameter introduces an axial dispersion coefficient  $D_{ax}$  whose value is the dimension figure for the axial mixing of the respective phase:

$$\frac{\delta c}{\delta t} = D_{ax} \frac{\delta^2 c}{\delta z^2} - w \frac{\delta c}{\delta t}$$

$c$  tracer concentration;  $t$  time;  $z$  coordinate;  $w$  fluid velocity

Table 1. Common tracers and probes for residence time measurement (Blass et al., Ger.Chem.Engng. 9,1986,222-238)

phase	tracer material	variable/probe	remarks
aqueous	NaCl or KCl solution	electrical conductivity/Pt conductivity probes  stainless steel rods	verify linearity of salt concentration and conductivity; relatively low experimental effort, most frequent application in pilot-scale columns
	Na-fluorescein ( $\lambda = 515$ nm)	fluorescence/UV-light source photomultiplier	verify linearity of multiplier signal and tracer concentration; if partially soluble in organic phase, material balance errors occur, high exp. effort; columns must be transparent
	radionuclide $^{87}\text{Sr}$ $^{113}\text{In}$ $^{125}\text{I}$	radiation intensity/scintillation counter	it is possible to apply several measurement points, external mounting in industrial plants also possible, very expensive; handling of radioactive substances mostly subject to official regulations
organic	9,10 diphenyl ethinyl anthracene ( $\lambda = 470$ nm)	fluorescence/UV-light source photomultiplier	see above
	Calco Oil Blue ( $\lambda = 500$ nm) Sudan Red ( $\lambda = 650$ nm)	light absorption/photometer, continuous sampling	effect on surface tension (attention when measuring with simultaneous mass transfer) identical suction probes necessary
	temporary change of the fraction (for example TBP/n-alkane)	concentration or density; continuous sampling	specific case of application; identical suction probes are necessary
	radionuclide $^{18}\text{F}$ , $^{64}\text{Cu}$	radiation intensity/scintillation counter	see above

**Table 2.** Comparison between short cut methods of parameter identification  
(Krizan : PhD Thesis, Techn. University Munich 1987)

		momentum method	Oestergaard method	Vergnes method	Maximum method	Covariance method	Asymtote method
suppositions	one measurement point	X	X	X	X		
	two measurement points	X	X			X	X
	solution of Feller	X	X		X	X	X
	solution of Levenspiel	X		X	X	X	X
result	mean residence time	X	X			X	
	Bodenstein number	X	X	X	X	X	X
computing expense	small			X	X		X
	medium	X				X	
	large		X				
measurement expense	small	X	X	X	X		
	large					X	X
sensitivity	to noise		X	X	X		X
	to failing	X	X				
	to zero time	X	X	X			
	to DC	X	X	X	X	X	X
error	with respect to mean residence time (%)	±10	±10			±30	
	Bodenstein number (%)	±50	±100	±150	±100	±100	±200

Since the fifty solutions for the model differential equation have been known, but only recently the solutions could be definitely related to the underlying boundary conditions by means of the random walk theory;

- c) a sufficiently exact evaluation implies powerful computers. It is obtained by fitting the theoretical solution function of the dispersion model to the measured residence time curves by varying the dispersion coefficient as fitting parameter. Thus it is

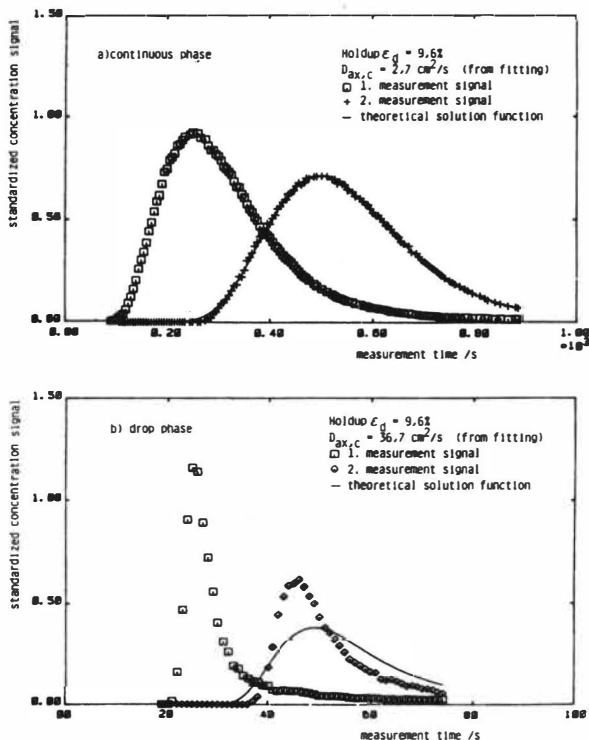


Fig. 9. Evaluation of residence time measurements (E. Auderheide, Ph.D.thesis TU Clausthal 1985)

gained out of the measured curves. Only the exact modern evaluation methods make the estimation of the quality of formerly used methods of approximation possible (Tab.2);

- d) the dispersion model describes well the course of the measured signals and thus the hydrodynamic behaviour of the continuous liquid in all counter-current columns, as long as no radial differences in velocity and no large-scale circulations appear (Fig.9). However, it does not meet the hydrodynamic behaviour of the polydisperse drop phase and thus can at best only be regarded as a formal model.

### 3. Scale up of extraction columns

One of the main engineering tasks is the dimensioning of technical extractors whose main dimensions are substantially larger than those of laboratory columns. Out of a balance of the particle flows at a differential element  $dh$  of the counter-current extractor a system of

equation is won by a suitable kinetic formulation for the mass transfer from the continuous to the drop phase which provides the numerical calculation of the concentration profile of the transfer component along the height of the apparatus:

$$-(1-\epsilon_d) \cdot D_{ax,c} \cdot d^2 c_c / dh^2 + v_c \cdot dc_c / dh - \beta_{od} \cdot a \cdot (c_d - c_c \cdot m) = 0$$

$$-\epsilon_d \cdot D_{ax,d} \cdot d^2 c_d / dh^2 - v_d \cdot dc_d / dh + \beta_{od} \cdot a \cdot (c_d - c_c \cdot m) = 0$$

$c_c, c_d$  molar density of continuous and disperse phase;  $v_c, v_d$  superficial velocity of both phases;  $\beta_{od}$  overall mass transfer coefficient;  $m$  slope of equilibrium line;  $a$  drop swarm surface per unit volume;  $\epsilon_d$  holdup of disperse phase;  $D_{ax,c}, D_{ax,d}$  dispersion coefficients of both phases;  $h$  coordinate of extractor height

If the dimensioning parameters drop size and hold-up (drop swarm surface  $a$  resp.), flooding velocity, mass transfer coefficient and dispersion coefficients determined by laboratory columns and by mathematical models can be transferred to technical columns as well, a column of technical dimension can be designed based on the equations mentioned above. Experience shows that the column diameter based on the laboratory investigations can be determined exactly enough, but not the column height which would be calculated too small. The paper discusses the main differences between the processes in laboratory columns and in technical columns and mentions the special boundary conditions of engineering investigations. Quintessence of the chapter is that a safe scale up depends on the experience and the skill of the engineer, which goes far beyond knowledge.

## **Literature**

Since the fifties more than 1000 relevant engineering publications on extractors were published besides textbooks and handbooks. This number is still growing immensely, which is proved by the international solvent extraction conferences.

B.N.Laskorin, D.I.Skorovarov, V.V.Yakshin, All-Union Research Institute of Chemical Technology, Vernadsky Institute of Geochemistry and Analytical Chemistry, Academy of Sciences of the USSR, Moscow, USSR

The processes of concentration and metal separation find wide and increasing application in hydrometallurgy of nonferrous, rare and radioactive elements. Improvement of the existing and development of principally new processes of concentration and metal separation have allowed two main trends of investigation to be singled out. The first one includes the purposeful change of aqueous phase properties due to acid-salt content, the latter is based on the use of new effective extractants. For a long time the first trend of the study has been prevailing due to the accumulated experimental data [ 1, 2 ]. The second trend has been clearly formed only in the past decade, when the use of new selective extractants became the obligatory condition of the further development of extraction technology in hydrometallurgy [ 3, 4 ]. One of the most important problems of chemistry is the determination of the reactivity dependence on the structure and the composition of chemical compounds. One of the sections of this problem is the selection of synthesis and the study of physico-chemical properties of selective extractants. Empirical search for new extractants is unproductive, therefore the development of the theory of electron donor-acceptor interactions (EDA) [ 5, 7 ], conceptions of chelate reagents mechanisms [ 8, 9 ] and the appearance of new types of stereoselective reagents [ 10, 11 ] made it possible to obtain the extractants with the predetermined useful properties.

For solution of this problem a new trend of investigation to reveal, obtain and study physico-chemical properties and the extractants reactivity has been formed in the USSR. Some thousands of different elementoorganic derivatives have been synthesized and analyzed. More than two dozens extractants have been recommended for application .

At the present step of the development of science the purposeful selection of "strong" and "superstrong" extractants makes it possible to use the general theory of compounds reactivity [ 12 ], the theory of electron donor-acceptor interactions [ 5-7 ] and the relations between physico-chemical properties of extractants and their reactivity, which allow to predict successfully the extractive ability of reagents of neutral, cation-, anion-exchange ampholyte types.

In accordance with these conceptions, the most "strong" extractants are elementoorganic compounds as  $R_nE=O$ , where  $E=N, P, As, Sb, C, Se, Te$ ,  $R$ - aliphatic or aromatic radicals. The calculation of bond overlap integrals  $E=O(S_{E=O})$  indicates, that the increase in the



value of  $S_{E=O}$  with rising the grade of its double-bonding results in a sharp decrease of electronodonor properties of oxidic oxygen being the active center of these types of reagents [ 15, 16 ]. Therefore, one can draw the conclusion, that the most strong reagents will be such compounds, where the conjugation of the central heteroatom is minimum and heteroatom itself has a very low electronegativity. Using these parameters, one can arrange the following row:  $C < S \approx P < As \approx Se < Te = Sb < N$ , which coincides with the row of these compounds basicity and the row of their extractive ability under optimal conditions.

At the initial steps of the development of extraction technology ethers (dialkyi ethers ROR), chlorex  $(ClCH_2CH_2)_2O$ , poly (ethylene glycol) ethers  $RO(CH_2CH_2O)_nR$  and ethers of carboxylic acids RCOOR have been used as extractants. The use of such extractants has required the introduction of salting-out agents, prohibiting the wide application of these processes. The extraction processes with linear and cyclic ketones  $R_2C=C$ , the wellknown of which being methylisobutylketon and cyclohexanon have proved to be free of such a defect. However, the most perspective carbonylated extractants appeared to be amides of carboxylic acids  $RC(O)NP_2$  and alkylated ureas  $R_2C(O)NR_2$ , recovering by metals from the concentrated solutions of mineral acids (more than 5 M).

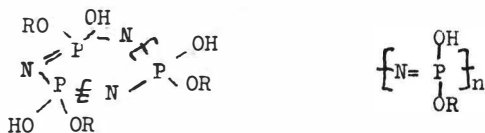
The transition to sulfur-and organophosphorus compounds  $R_2S=O$  and  $R_3P=O$  results in increasing oxidic oxygen reactivity and maximum extraction moves towards the region of medium acid concentrations (1-5 M). Finally, for the derivatives  $R_nE=O$  ( $E=N, Sb, Te, As, Sc$ ), where the grade of group double-bonding  $E-O$  is close or equal to 1, the oxidic oxygen reactivity is maximum and these compounds are "superextractants" in the region of acidities close to the neutral one.

There is an additional possibility of controlling the extractive ability of elementoorganic extractants due to a change of spatial and electronic structure of substituents R with a central heteroatom. This allows to obtain a broad spectrum of extractants, recovering any metals from the different acid-salt solutions.

The transition from monodentant to bi-and polydentant extractants, as a rule, causes increasing of distribution coefficients of metals and one can observe the selectivity of individual elements. This may be confirmed by the example of phosphororganic compounds  $(RO)_2\overset{\overset{O}{||}}{P}(CH_2)_n$

$\overset{\overset{O}{||}}{P}(OR)_2$  and  $R_2\overset{\overset{O}{||}}{P}(CH_2)_n\overset{\overset{O}{||}}{P}R_2$  of carbonylated  $R_2\overset{\overset{O}{||}}{N}C(CH_2)_n\overset{\overset{O}{||}}{C}NR_2$  and mixed derivatives  $(RO)_2\overset{\overset{O}{||}}{P}(CH_2)_n\overset{\overset{O}{||}}{C}NR_2$ ,  $(RO)_2\overset{\overset{O}{||}}{P}(CH_2)_n\overset{\overset{O}{||}}{C}OR$ ,  $(RO)_2\overset{\overset{O}{||}}{P}(CH_2)_n\overset{\overset{O}{||}}{S}O_2R$

( $R=C_4H_9, C_8H_{17}, n=0 + 4$ ). More complicated oligomeric cyclic and linear extractants



( $R=C_6H_{13} + C_{12}H_{25}$ , aryl,  $n=1 + 12$ ) allow to solve the problems of hydrometallurgy in those cases, when the maximum concentration of elements from complex solutions is needed.

At present, the problem of forming "strong" and "superstrong" mono- and polidentant extractants and technological processes on their basis has been solved, but a search for the selective extractants is at its peak. The point is that when constructing strong collective extractants of general action one can use the theoretical conceptions of complexation mechanisms, while the prediction of the extractants selective properties succeeds very seldom. In this connection, empirical search for selective extractants is of great importance in broadening their nomenclature although one can generalize these studies.

One of the perspective classes of selective extractants are amides of phosphoric acids in which nitrogen of amide group contains as one of the radicals carbonyl, carboxyl, carbomide, sulfo-, phosphoryl groups or is included into heterocyclic system. Among the studied compounds there are extractants, which behave as if they have two or more structures. The conception of tautomerism, which have been worked out for keto-enol and amide-imidol rearrangements was suggested to be used for explaining the observed phenomena.

Phosphorus and sulfur-containing compounds belong to the group of potentially selective extractants, where oxygen of phosphoryl group is substituted for sulfur or alctiol radicals being introduced into the extractant molecule. The comparison of these compounds with oxygen analogs shows, that when oxygen is substituted for sulfur, the distribution coefficients of hard metals fall sharply (by 3-4 orders) but the extraction of malleable hard metals sharply rises, that may be used in practice.

At present, the main trend in manufacturing selective extractants remains the introduction of stereospecific chelate groupings into the structure, where the stable intermolecular chelate cycle with the specific protone properties are realized due to the formation of strong intermolecular hydrogen bond. The derivatives of 2-oxyphens, 2-oxyphenoxymes and 8-oxyhynolines, widely used in hydrometallurgy of nonferrous and rare metals may be used as such extractants. Among the new selective extractants one should note the macrocyclic compounds, belonging to bioinorganic systems and reacting with metal ions according to the little-known conceptions in coordination chemi-

stry. It is a matter of forming the inclusion compounds arranged in a "guest-host" type fashion, when the interaction between ligand and ion metal reaches maximum in entering the ion into inner cavity of macrocycle. According to this principle many vitamins, antibiotics, ferments and other biopolymers have been formed. The simplest models of such systems are crown-ethers and cryptands, which have high selectivity characteristic of macrocyclic biological systems.

The study of the extractive ability of crown-ethers and cryptands has shown that they were stereospecific reagents and were capable of separating chemical analogs, differing in ion radii. With the derivatives of 18-crown-6 processes of recovery and purification of alkaline and alkali-earth elements, lead, mercury, gold, silver, plutonium and neptunium have been developed.

Wide perspectives open due to the use of the extractant mixtures in hydrometallurgy, possessing the synergetic effects or polydentant extractants with intermolecular synergetic properties. Double, triple and more complicated extraction mixtures are used one way or another in an overwhelming majority of extraction processes in uranium hydrometallurgy.

The manufacturing of a wide variety of effective and selective extractants for recovery and separation of nonferrous, rare and radioactive elements has allowed the extraction production of the most important metals to be realized. The extraction technology of recovering uranium from nitric, sulfuric and phosphoric acid solutions, concentration and purification of plutonium and neptunium from nitric acid systems, the technology of rare-earth and transplutonium elements separation, the recovery processes of lithium, rubidium and cesium from alkaline solutions, rhenium and indium from sulfuric acid solutions, the extraction processes of separation of zirconium and hafnium, niobium and tantalum, uranium and molybdenum, platinum metals, copper, nickel and cobalt, gold, silver and tungsten and some other processes have been developed in the USSR.

The main direction in the further improvement of the extraction processes in hydrometallurgy up to 2000 year in our opinion will be the development of processes such as: extraction dissolving and leaching, extraction desorption, membrane extraction, condensed gases extraction, extraction from gas-air phase, the development of fully closed and unwasted technological processes. This will require the manufacturing of new apparatuses and essentially expand the field of application of extraction technology.

#### References

1. Wismak I., Tamir A. Liquid-Liquid Equilibrium Extraction. Amsterdam; N.Y.: Elsevier Sci. Publ., 1980.

2. Lo T.C., Baird M.H.T., Hanson C. Handbook of Solvent Extraction. N.Y.; Plenum Press, 1983.
3. Filippov E.A., Arkhipova G.G., Belov B.A., Yakshin V.V., Skorovarov D.I., Laskorin B.N. The application of phosphornitrogenorganic compounds in the processes of uranium extraction and transuranium elements. M.: CNIIatominform, 1978. P. 80.
4. Cox M. // Chem. and Ind. 1977. N 17. P. 705.
5. Laskorin B.N., Yakshin V.V., Sharapov B.N. // DAN USSR. 1976. Vol. 227, N 5. P. 1185.
6. Laskorin B.N., Yakshin V.V., Sharapov B.N. // Proc. Intern. Solvent Extraction Conf. Toronto. 1979. Vol. 21. P. 164.
7. Yakshin V.V., Tymanuk M.I., Laskorin B.N. // DAN USSR. 1981. Vol. 258. N 4. P. 965.
8. Skorovarov D.I., Laskorin B.N., Yakshin V.V. // Intern Solvent Extraction Conf. SCI. 1977. p. 148.
9. Laskorin B.N., Skorovarov D.I., Yakshin V.V., Filippov E.A. // The Second All-Union Conf. of Chemistry of neptunium and plutonium. J. Science. 1983. P. 4.
10. Yakshin V.V., Filippov E.A., Laskorin B.N. // DAN USSR. 1978. Vol. 241. P. 159.
11. Laskorin B.N., Yakshin V.V. // J. All-Union Chem. Society. 1985. Vol. 30, N 5. P. 579.
12. Jonson K. Gammet's Equation. Moscow: Mir, 1977.
13. Yakshin V.V., Romanov A.B., Laskorin B.N. // DAN USSR. 1980. Vol. 255, N 2. P. 394.
14. Yakshin V.V., Sokalskaya L.I., Tymanuk M.I., Laskorin B.N. // Ilid. 1981. Vol. 256, N 3. P. 645.
15. Laskorin B.N., Yakshin V.V., Sharapov B.N. // Ibid. 1975. Vol. 222, N 5. P. 1138.
16. Yakshin V.V., Laskorin B.N. // Ibid. 1982. Vol. 262, N 3. P. 662.

V.V.Tarasov, G.A.Yagodin, Mendeleev Institute of Chemical Technology, Moscow, USSR

Extraction kinetics - an intensively developing field - lies at the junction of extraction chemistry, physical chemistry of heterogeneous systems, hydrodynamics and mass transfer in two-phase flows. It is this fact that determines the complexity of the subject and the difficulties of discussing it.

In order to understand the content of extraction kinetics, we list the key questions:

1. What phenomena determine the extraction rate?
2. What peculiarities give the existence of two phases and the interfacial region when chemical reactions proceed?
3. What new can yield the studies of extraction kinetics for the aforementioned branches?
4. Is it possible to control the extraction rate not by adding energy but by using nontraditional techniques?

The first three questions have scientific significance and the last one has practical importance.

The aim of this topic is to generalize recent advances of kinetic studies and to present our views on the prospects of works that will be done in this field.

Factors determining the extraction rate. Extraction rate is determined by the interfacial area, the motive force of the process, and also the resistance on the way of the system to the equilibrium state. Incorrect consideration of any of these components may lead to improper explanation of the results. In further discussion we shall assume that the interface area is known and the kinetics is characterized by the mass flux across the unit surface area. We call it the extraction rate ( $R$ ). Dividing  $R$  by the motive force we obtain the mass transfer coefficient or a reciprocal to it value - resistance, which can be used to compare different systems.

It has been proved that the latter is concentrated in the interfacial region and all those factors which affect the composition, properties, concentration gradients and velocity field in this region, also influence the mass transfer coefficient. Among these factors are: (a) chemical reactions; (b) blocking of interface due to the accumulation of difficultly soluble reaction products, microdrops, and solid particles on it, i.e. due to the formation of microheterogeneity zones and condensed interface films (CIF); (c) adsorption and desorption barriers as well as the energy barrier of electric nature; (d) spontaneous interfacial convection (SIC), i.e. movement of fluids along the interface caused by interfacial tension gradients during mass transfer. Thus, information on the enumerated phenomena is contained

in the mass transfer coefficients. To get this information, we must know what properties these coefficients have.

"Simple" mass transfer. As motive force we take the difference between global-equilibrium and local concentrations in one of the phases. And, instead of two mass-transfer coefficients,  $K_1$  and  $K_2$ , appearing in the additivity rule, we obtain

$$K = K_1 + K_2 = (1 + \alpha) \beta_1 \beta_2 / (\beta_1 + \alpha \beta_2). \quad (1)$$

This composite coefficient has the following properties:

- it is computed from the results of kinetic experiments using the following formula:

$$K = -(at)^{-1} \ln(1 - E) \quad (2)$$

i.e. without the knowledge of partial mass-transfer coefficients  $\beta_i$  as well as of the distribution coefficient. It is sufficient to know the specific surface  $a$ , time  $t$ , and the extent to which the system deviates from equilibrium  $-E$ ;

- it weakly depends on  $\alpha$ , i.e. on the nature of the substance being distributed and the extraction system; according to (1), the values of  $K$  are bounded by the inequality

$$\beta_{\min} < K < \beta_{\max} \quad (3)$$

and its magnitudes, under usual hydrodynamic conditions, amount to  $10^{-4}$ - $10^{-3}$  cm/s;

- it exhibits almost the same dependence on the mixing intensity  $\omega$  as  $\beta_i$ :

$$\lg \beta_i = \text{const} + p \lg \omega, \quad (4)$$

where  $p \approx 0.5 \div 1$ ;

- it in almost the same manner as  $\beta_i$  depends on temperature ( $E_{\text{activation}} < 20$  kJ/mole).

Mass transfer with chemical reactions. Numerous attempts to use the kinetic method for the study of chemical reaction mechanism in extraction have lead only to very modest successes. The methodology used as a

Table 1. Types of reactions and their regimes

Reaction Regime	Instantaneous Diffusion	Fast Transient	Slow Kinetic
Zone width	0	Depends on the reaction rate	$\infty$

guide was mainly oriented to the study of either purely surface or purely homogeneous reactions.

The Astarita-Danckwerts theory provides explanation to the peculiarities of reactions occurring in two-phase systems and to the evolution of topological schemes of a diffusion chemical process. On reducing the reaction rate the regimes gradually change and the reaction zone widens.

On supplementing this picture with surface reactions involving the participation of adsorbed substances, it becomes evident that the reactions are multiway reactions, and, therefore, cannot be characterized by the only rate constant. Thus, for their study is needed a more flexible methodology. Such a methodology is under development.

It is based on

- the study of processes under such conditions when the contribution of only one of the topological schemes becomes dominant or on the use of methods that enable the contribution of each of the schemes to the extraction rate to be computed;
- the study of processes under such conditions when the role of interfacial phenomena is reduced to a minimum or when the contribution of these phenomena can be measured;
- the calibration of devices against standard systems or on the use of comparative components;
- the use of independent methods such as measurement of interfacial tension and of rheological, electrical and optical properties of interfacial region. If the role of interfacial phenomena is reduced to a minimum, then the topological schemes and the regimes can be identified using the data of Table 2.

Table 2. Identification of topological schemes and regimes

Method	Parameters	Results	Conclusions
Reactor with a controlled surface of emission (RE)	$S, \omega, t$	$S \rightarrow \infty; RS \rightarrow \text{const}$ $S \rightarrow \infty; RS \rightarrow \infty$	Kinetic regime There are no slow homogeneous reactions
Diffusion cells with stirring (DC)	$\omega, t$	$\omega \rightarrow \omega_{cr}$ $R \rightarrow \text{const}$ $\lg R \sim \lg \omega;$ $0.5 < p < 1$	Kinetic regime of surface reaction or transient regime of bulk reaction Diffusion regime
Short-time contacting method (STCM)	$t$	$t \rightarrow 0; R \rightarrow \text{const}$ $t \rightarrow 0; R \rightarrow 0$	Surface reaction Bulk reaction

The interfacial processes play different roles under the conditions of each of the enumerated methods. Continuous "purification" of the interfacial surface takes place in the ER, and therefore the formation of CIF does not play a significant role, while this formation may become dominant in DC. Spontaneous interfacial convection strongly affects the results obtained by the short-time contacting method. These methodological peculiarities may be used as basis for studying interfacial processes.

Diffusion regime. This is a very important practical case, because most of the known extractants react almost instantaneously with the extractable substances. If use is made of microconcentrations and the ionic force is maintained constant, then all the aforementioned properties of K will hold. This has been confirmed by a computer analysis of mass transfer with reactions of various complexity. From this follows an important conclusion: the described properties of K can be used to identify a diffusion regime and the deviations from these properties point to phenomena like barriers, CIF, and SIC. The new for the extraction chemistry is that the stoichiometric coefficients and the extraction reaction equilibrium constants can be found by analyzing the dependence of initial velocities ( $R^0$ ) as well as of  $K_1$  and  $K_2$  on concentration. In certain cases it is possible to determine the equilibrium constant not of the entire reaction but of its fastest stages. For instance, in extraction of acids with amines one can determine the equilibrium constant of the protonation stage, and, in stripping, of the ion-dissociation stage. Making use of the properties of K and of the STCM it has been ascertained that the extraction process occurring due to hydrogen-bond formation, ionic pairs formation, and ion exchange can be regarded as processes of mass transfer with instantaneous reactions. The deviations of experimental data from the theory of mass transfer with instantaneous reactions are due to the formation of CIF and SIC.

Transient regime. In this case a bulk reaction is localized in the near-surface layers. The reaction kinetics can be described by the models developed by Sharma, Hanson, Hughes, and Rod using the Astarita-Danckwerts theory. These models predict a situation when the extraction rate will be independent of the stirring intensity. This regime is often erroneously taken by many scientists as kinetic regime of a surface reaction. In this regime the extraction rate is a complex function of diffusion coefficients D and rate constants k and concentration C:

$$R = \left[ 2D \int_{C_1}^{C_2} r(k, C) dC \right]^{0.5} \quad (5)$$



It is believed that this regime occurs in the extraction of certain metals with alkylphosphoric acid as well as of copper with hydroxyoximes.

Kinetic regime. Attention to this regime is being given since the appearance of the pioneer works of Irving, Freiser, and Zolotov. This regime is typical for very slow processes of extraction of chelates and also for the processes of formation of organic substances in liquid-liquid systems. It is the most simple case when it is possible to obtain information on reaction mechanisms. A correct methodology should incorporate the measurement of interfacial surface area (see Table 2).

Surface reactions. The peculiarities of surface reaction kinetics, formulated by Langmuir-Hinshelwood and Ely-Rideal, provide bases for the identification of surface reactions. "Pure" surface reactions take place only for practically insoluble-in-water extractants having pronounced surface active properties. If the solubility of extractants is appreciable, then surface reactions play a significant role only at low concentrations. A successful example is the extraction of Fe(III) with tri-n-butylacetohydroxamic acid, studied by Danesi. We obtained similar results in extracting Cu with different hydroxyoximes. In non-stationary processes a surface reaction dominates at small phase exposures, but its significance decreases with time. On this is based one of the methods of calculating the contribution of surface reactions to the extraction rate using the short-time contacting method.

Acceleration of chemical reactions. The task of accelerating chemical reactions in extraction and, particularly, in two-phase synthesis of organic substances is of great practical importance. For example, using the salts of quarternary ammonium bases permits the synthesis rate of certain organic compounds to be increased by many orders. In extraction, the rate of a surface reaction and of bulk reaction strongly depends also on the presence of traces of some substances, say of surface active substances. The acceleration is attributed to electrostatic causes, the presence of micelles, and microhomogeneity in the interfacial region and also to the transfer of substances into the reaction zone, which are important for the occurrence of a reaction. The ionic surface active substances have more effect on the surface reaction rate than on the rate of fast bulk reaction. For example, the presence of  $10^{-3}M$  sodium lauryl sulphate causes the rate of extraction of copper with 2-hydroxy-5-octylbenzophenoxime to increase by about an order. In the case of slow homogeneous reactions, as shown by Freiser, the effects may be even much more significant.

The study of acceleration mechanisms seems to have considerable promise.

Microheterogeneity zone (MZ) and condensed interfacial films. These phenomena strongly affect the results of kinetic measurements. They can be the source of erroneous conclusions, say, about the occurrence of a slow surface reaction in the systems where there are no such reactions but only instantaneous or fast reactions occur. The formation of CIF in commercial equipment lowers the productivity because of the decrease in the rate of mass transfer and the emulsion separation rate. The above said determines the scientific and practical significance of studying the formation of ZM and CIF.

Microheterogeneity zones appear due to local supersaturations which sometimes occur near the surface. The interfacial region attains a complex ("sandwich") structure. The diffusion resistance increases abruptly and the reaction conditions change. The formation of CIF has been found to be genetically associated with ZM. At definite concentrations the ZM changes into CIF. In these cases the process is often accompanied by an abrupt change in rheological properties of the interfacial region. The mechanisms of formation of CIF have been studied in detail in extraction of metals with acidic extractants. However, the phenomenon of formation of CIF is characteristic of the process of extraction of inorganic substances with any extractants.

Spontaneous interfacial convection. This phenomenon offers possibilities of developing cheap extraction-intensification methods and of reducing the dimensions of industrial equipment. Increase in the mass transfer rate due to spontaneous interfacial convection permits the use of more "mild" mixing conditions under which more large drops exist. Thus, the equipment productivity can be raised by making use of much higher phase separation rates. Losses of extractants also decrease due to better separation into phases in settlers. This is the reason why the SIC phenomenon has received the attention of a large number of researchers. SIC is closely related to concentration fluctuations in the interfacial region and, hence, to the formation of ZM and CIF. If the time of formation of CIF is comparable with the mass transfer period, then extraction is almost always accompanied by the appearance of SIC and therefore proceeds faster than when condensed interfacial films are not formed.

New prospects of creating highly efficient equipment are associated with the recently found phenomenon that very intense regimes of SIC appear when the thickness ratio of contacting phase layers attains a critical value.

L. Boyadzhiev, Institute of Chemical Engineering,  
Bulgarian Academy of Sciences, 1040 Sofia, Bulgaria

Liquid pertraction or liquid membrane separational processes appeared in chemical engineering relatively recently, attracting the attention of many scientists and engineers. There are more than hundred research teams at present, exploring this new separation operation.

The principal idea inherent in liquid pertraction is explained by Fig.1. Two aqueous solutions, a feed solution F and a stripping liquor R are separated by a third organic liquid, which is immiscible with both aqueous solutions. This intermediate organic solution is the membrane S. A specified component A is extracted from the feed F into the membrane S due to the existing favourable thermodynamic conditions, set around the first interface F/S and simultaneously stripped by the receiving liquid R, responding to the new equilibrium at the second interface S/R.

Obviously, the liquid pertraction is a combination in time and space of two well known separation operations - extraction and solvent stripping [1] which offers some attractive features unattainable in the classical solvent extraction. First, the liquid pertraction provides maximum driving force for transportation of extracted species and therefore in many cases there is no need of multistage or counter-current operations. Second, the organic phase S is a short time selective mediator and hence its capacity is not very important characteristic. The low carrier concentration makes it possible to avoid the use of modifiers and to decrease the raffinate pollution. In this way, harmless and inert liquids containing small amount of very selective carriers, for example chelating agents, can be used. Even solid, slightly soluble in the membrane, but selective additives are prospective carriers. This reveals new horizons for syntheses of very selective solid "extractants".

There are various transport mechanisms controlling removal and concentration of the solute A in liquid pertraction. Three of them are shown in Fig.1. In the first case, known as "up-hill" transport solute A is pumped against its apparent concentrational gradient because of the irreversible chemical reaction  $A+B=AB$  that takes place in the stripping solution R. The product AB or its dissociated ions are insoluble in the membrane S.

The second mechanism is known as a facilitated transport. The membrane contains a chelating carrier X, soluble in the membrane only and playing a role of shuttle between the two interfaces, transporting the specie A into the stripping liquor R, where an irreversible reaction of the previous type takes place, too.

The third diagram in Fig.1 represents an ionexchange process or a coupled transport mechanism. The transfer of the solute A from F to R is

accompanied by equivalent counter transport of another specie from R to F.

These and some other transfer and reaction mechanisms are usually incorporated in the proposed mathematical process descriptions. They include system thermodynamics and geometry, too. Some of them take into account the existing hydrodynamic conditions also, as well as the additional side phenomena which may occur.

There are in principle two approaches to model the liquid pertraction processes. The differential approach follows the way in which the polymer membrane separational processes are described assuming that the membrane controls only the transport intensity and separational efficiency. The integral approach [2,3,4] takes into consideration the concentration and volume changes in both aqueous phases, their diffusional and rate resistance. On this base, several sophisticated models were proposed recently [5,6,7,8,9,10].

Obviously, the idea to create a separational method based on a three-liquid-phase combination is not recent. But the lack of suitable technique, which provides a stable system of three liquids, with two large interfacial areas and an intensive mass transport, was a serious obstacle on its way to industry. However, in the last 15 years several prospective techniques were proposed and some of them, an object of intensive studies today, are undergoing pilot-plant or even industrial tests.

In the beginning of 70-ties N.N.Li proposed the so-called Double Emulsion Method (DEM) [11,12]. The stabilization of the triple liquid system in this method is achieved by means of emulsifiers [1,5,11-17]. The stripping solution R is finely dispersed and emulsified into the membrane phase S. After the encapsulation of R in the membrane liquid, the emulsion obtained is dispersed on its turn in the feed solution as shown in Fig. 2a. Due to the large interfacial area F/S and extremely large relative interface S/R, the solute A is transferred into the encapsulated stripping liquor generally in few minutes. This attractive, three steep method, has several serious drawbacks: first of all, the emulsion prepared is far to be ideal, its stability depends on the type and the amount of emulsifier used. During the second, extraction step, it partially breaks-up, deteriorating the process efficiency and selectivity. The emulsifiers added, some times up to 10% or more, pollute the outgoing raffinate solutions. Very often, side phenomena like feed occlusion, water transfer from the feed into the strip solution, etc. reduce the process efficiency to unacceptable levels. In spite of these shortcomings, DE-method is suitable to be

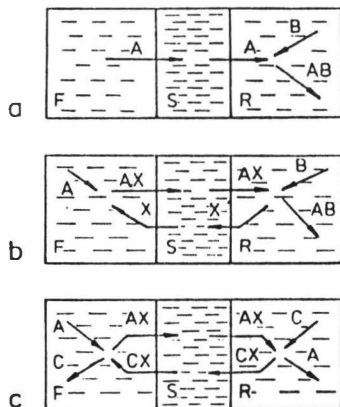
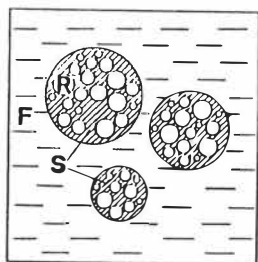
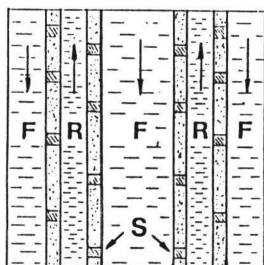


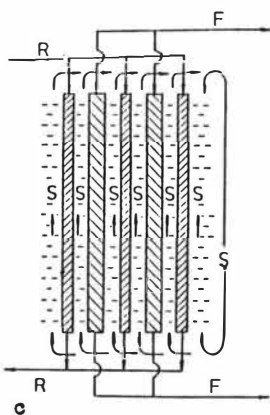
Fig.1



a



b



c

Fig.2

slowdown considerably the mass flux intensity.

In contrast to SLM and DE methods, all three liquids in the Liquid Film Pertraction (LFP) method [34-36], are in motion as shown by the principal diagram in Fig.2c. The feed and the stripping solutions, flow down along the vertical solid porous supports, arranged in an alternative sequence and spaced at small distances. The narrow interspaces between the alternating supports as well as the whole pertractor volume are filled by

applied in a number of cases and was the first to reach an industrial recognition in R.P.China [18] and Austria [19].

Supported Liquid Membranes (SLM) made real success in the last years due to the continuing progress of the polymer technology. In this technique, the open pores of very thin porous polymer sheets or hollow fibers are filled with the membrane liquid S as shown in Fig.2b. The oleophobic properties of the polymer keep the organic liquid in the pores and prevent the feed and the stripping aqueous solutions to get into direct contact. The SLM-method, as confirmed by numerous studies [20,33], avoids practically all drawbacks of the previous technique. However, the mass flux across the membrane is quite low. Further attempts to reduce the membrane thickness increase the risks of water in the pores due to the unavoidable pressure differences. This phenomenon occurs easily when the solutions contain surfactants. Furthermore, organic liquid filling the pores, dissolves in both aqueous flows. This means that the membrane must undergo some kind of regenerative treatment to prolong its life. Nevertheless, a large number of research laboratories and even commercial companies in USA, Japan, USSR and other countries, are on the way to introduce SLM separational processes in full industrial scale.

An essential weakness of both described methods is that at least one of the participating liquid is stagnant. According to the mass transfer theory, postulating that the slowest transfer step in any multistep process controls the over all transfer rate, the molecular diffusion in a stagnant liquid phase will

the intermediate organic phase S, which circulates continuously in co-current, forced by an external pump. At these conditions the eddy diffusion is responsible for specie transfer in all consecutive steps. Although the thickness of the vertical liquid membranes is in the range of several millimeters, these flowing "membranes" are equivalent to stagnant liquid films few microns thick only.

Fig.3 shows the effects of two process parameters of the LFP-process: the mean residence time of the feed solution in the active apparatus part and the linear upward velocity of membrane liquid on zinc removal from zinc-containing waste water. The initial zinc concentration in the feed was 0,22 g/l. Normal paraffines ( $C_{11}-H_{13}$ ) with 2% carrier - di-2-ethyl-hexyl-phosphoric acid are used as membrane phase S, while a 10% solution of sulfuric acid was the stripping liquor R. The flow-rate ratio  $Q_F/Q_R=120:1$ , provided up to 25 g/l zinc in the final R product. As it can be seen pertraction efficiency reaches 99.8% when the membrane liquid is pumped and 92% when the circulating pump is stopped.

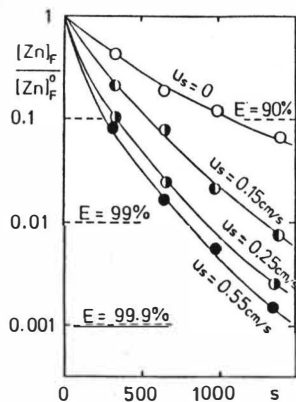


Fig.3

Comparing the three described pertraction techniques it can be concluded that all of them have their specific advantages and drawbacks. The DE-method provides higher transfer rates and mass fluxes than the other two, but its efficiency is limited by the mentioned negative phenomena. By SLM and DE methods one can treat solutions containing reasonable amount of fine solids, while the LFP demands a careful prefiltration of both aqueous solutions.

An attractive feature of LFP technique is its continuous, round o'clock operation, with no maintenance for very long time periods. Up to several hundred times the concentration of the transferred specie in the product R can be obtained simply by adjusting the flowrate ratio  $Q_F/Q_R$ . Higher concentration degrees can be obtained by recirculation of the stripping liquid R. A special feature of the LFP is that it is the only technique among the three considered allowing some kind of scrubbing of the membrane liquid. The introduction of scrubbing operations, commonly used in solvent extraction, often improves the separation selectivity and the product quality.

Economic estimations show that the liquid film pertraction is among the cheapest separation processes due to the simple inventory and low running cost. Potential application areas of liquid pertraction are large and diverse, starting with hydrometallurgy and ending in the medicine, for blood detoxification, as an example. Biotechnology is another area of inte-

rest, where pertraction can be applied in down-stream processing or as reactors with fixed in one phase enzymes. Redox chemical reactions with simultaneous specie separation, applying or not electrical field, is another point of interest. The list of potential interesting applications is long enough to stimulate further research efforts in this field.

#### References

1. Casamatta G., L. Boyadzhiev, H. Angelino // *Chem. Eng. Sci.* 29, 2005(1974).
2. Boyadzhiev L., T. Sapundzhiev, E. Bezenshek // *Separ. Sci.* 12, 541(1977).
3. Kondo K., K. Kita, F. Nakashio // *J. Chem. Eng. Japan*, 14, 20(1981).
4. Kremesec V. J. // *Separ. & Purif. Methods*, 10, 117(1981).
5. Marr R., A. Kopp // *Chem.-Ing.-Techn.* 52, 399(1980).
6. Hatton T.A. et al. // *Ind. Eng. Chem. (Fund.)*, 22, 27(1983).
7. Teramoto M. et al. // *Sep. Sci. Techn.* 18, 735(1983).
8. Bunge A.L., R.D. Noble // *J. Membr. Sci.* 21, 55(1984).
9. Danesi P.R. et al. // *J. Membr. Sci.* 14, 161(1983).
10. Noble R.D. et al. // *Ind. Eng. Chem. (Fund.)*, 25, 452(1986).
11. Li N.N. // *Ind. Eng. Chem. (PDD)*, 10, 215(1971).
12. Li N.N. // *AIChE Journal*, 17, 459(1971).
13. Schlosser S., E. Kossaczky // *J. Membr. Sci.* 6, 83(1980).
14. Martin T.P., G.A. Davies // *Hydrometallurgy*, 2, 315(1977).
15. Alessi P. et al. // *Riv. Combust.* 33, 189(1979).
16. Yagodin G. et al. // *Proceed. ISEC'83, Denver, Co., USA*, 385(1983).
17. Schugerl K. et al. // *Desalination*, 53, 197(1985).
18. Zhang R., Ed. // *Separation Technique by Liquid Membrane*, Jiangxi Renmin Publ. House, Manchang, PR China, 1984.
19. Marr R. et al. // *Ger. Chem. Eng.* 6, 365(1983).
20. Cussler E.L. // *AIChE Journal*, 17, 1300(1971).
21. Baker R. et al. // *J. Membr. Sci.* 2, 213(1977).
22. Moskvin L.N. et al. // *Radiokhimiya*, 18, 851(1976).
23. Largman T., S. Sifniades // *Hydrometallurgy*, 3, 153(1978).
24. Danesi P.R., E.P. Horwitz, G.F. Vandegrift // *Separ. Sci. and Techn.* 16, 201(1981).
25. Pearson D. *Ion Exchange Membranes* / Ed. O.S. Fleet, E. Horwood, 55(1983).
26. Nakashio F. // *Kemikaru Enjinyaringu*, 29, 58(1984).
27. Zhang X., L. Meregalli, R. Guerriero // *Yonse Jinshu*, 37, 64(1985).
28. Loiacono O., E. Drioli // *Chim. Oggi*, Nr. 7-8, 11(1985).
29. Ishikawa H. et al. // *Chem. Eng. Comm.* 34, 123(1985).
30. Akiba K., H. Hashimoto // *Talanta*, 32, 824(1985).
31. Majumdar A., P. Stroeve // *J. Membr. Sci.* 26, 329(1986).
32. Babcock W.C., D.T. Friesen, E.D. Lachapelle // *J. Membr. Sci.* 26, 303(1986).
33. Kim Kwang-Wook, Yoo Jae-Hyung, Park Hyun-Soo // *Hwahak Konghak*, 24, 129(1986).
34. Boyadzhiev L. // *Proceed. ISEC'83, Denver, Co., USA*, 1983.
35. Boyadzhiev L. // *Teor. Osn. Khim. Techn.* 18, 735(1984).
36. Boyadzhiev L. // *Z. Lazarova, Chem. Eng. Sci.* 42, 1141(1987).

# FUNDAMENTALS



A.M.Rozen, All-Union Research Institute of Inorganic Materials,  
 Moscow, USSR

This paper generalizes investigations [1-20]; prediction methods, regularities determining extraction ability (EA) of mono- and bidentate neutral compounds, amines, organic acids, crown-ethers are discussed.

Extraction is based on a metal-extractant complex formation (at the Gibbs' energy  $\Delta G_c$ ) required to overcome hydration forces while the extraction equilibrium is a result of competition between organic and aqueous phases for a substance distributed:

$$\Delta G_{ex} = \Delta G_{solv} - \Delta G_{hydr}; \Delta H_{ex} = \Delta H_{solv} - \Delta H_{hydr} \quad (1)$$

Extraction is appreciable when  $\Delta G_{solv} \approx \Delta G_{hydr}$ ,  $\Delta G_{hydr}$  and  $\Delta H_h$  (kcal/mole) real values of some typical compounds first found in [21] (the standard state - pure substance) are given below:

Compound	HNO <sub>3</sub>	HCl	NaCl	MgCl <sub>2</sub>	CaCl <sub>2</sub>	LaCl <sub>3</sub>	UO <sub>2</sub> Cl <sub>2</sub>	UO <sub>2</sub> (NO <sub>3</sub> ) <sub>2</sub>	ThCl <sub>4</sub>
$-\Delta G_h$	7.3	10.7	2.1	30.3	15.5	21	-	16.1	-
$-\Delta H_h$	7.95	14.8	0.9	37.2	19.8	33	25.7	20	56.7

It can be seen that  $\Delta G_h$  and  $\Delta H_h$  values increasing with a cation charge and its radius decrease range from several unities to several tens kcal/mole. Therefore energy  $\Delta G_c \approx \Delta G_{hydr}$  is characteristic of an electron-donor-acceptor (EDA) interaction based complex formation. Due to its relative weakness one cannot expect any significant donor (extractant) and acceptor molecule reconstruction on complex formation [22]. This permits prediction of the formed complex strength and EA control based on the properties of an extractant molecule, viz., chemical (electronegativity (EN) of substituents X, constants  $\sigma$ , basicity pK) and quantum-chemical ones (oxygen core level energy  $E_{1s}(0)$ , ionization potential IP, proton affinity PA).

Quantum Chemistry for EA Prediction. In previous work, e.g. [10] it was concluded that the extraction -substituent electronegativity X correlation (see eq.2) is equivalent to those with the electron density on a donor atom (oxygen)  $q_o$  as  $|q_o| = a - b\sum X$ ,  $\lg K_{ex} = A' + B'|q_o|$ , the higher is the charge the higher is EA. However the quantum-chemical calculations (see the paper by the author, N.M.Klimenko and B.V. Krupnov) for the classical series I R<sub>3</sub>PO(1)-R<sub>2</sub>ROPO(2)-(RO)<sub>2</sub>RPO(3)-(RO)<sub>3</sub>PO (4) did not confirm this correlation, although there exists an EA - core level energy  $E_{1s}(0)$  correlation (the latter is usually considered a charge measure). However at a relatively large  $q_o$  variation ( $\Delta q_o = -0.07$ ) the charge "operates". This is seen from a very instructive example of carboxylic acid amides series II R<sub>2</sub>CO-RCONR'<sub>2</sub>-(NR'<sub>2</sub>)<sub>2</sub>CO. The investigations [23,24] showed that the introduction of the first amide group greatly increases EA; the second one practical-

	$R_2CO$	$NR_2^1C(O)R$	$(NR_2^1)_2CO$
Distribution coefficient, $\alpha_c \cdot 10^5$	37	88500	61900
$\nu_{CO}, cm^{-1}$	1730	1640	1642
Donor number ( $\Delta H$ with $SbCl_5$ )	17,0	27,8	29,6
$\Delta \nu(OH)/phenol/cm^{-1}$	224	343	340
$q_0$	-0.29	-0.36	-0.37
PA, kcal/mole	-189,0	-205,2	-210,3
$E_{1s}(O), eV$	538,0	536,78	536,70

ly gives nothing. The Table shows that the quantum-chemical calculation fully confirms the uneven property changes in series II, charges on oxygen included. The weak effect of the second group is explained by its leaving the plane, the impossibility of the conjugation with the CO  $\pi$ -system. The calculated ionization potential IP proved [17] a useful parameter correlating with EA: the higher is IP the stronger is the functional atom bond and the lower is EA. However, with two reaction centres (e.g., O and N in amides) the IP method is not serviceable. To predict EA it seems most reliable to use the energy of test reactions - H-bond formation ( $E_H$ ) and protonation (PA) (see fig. 1d). PA determines correctly the reaction centre if they are several and is rather easy to compute.

Monodentate neutral organophosphorus compounds (NOPC). As EA characteristics it is advisable to use the extraction equilibrium constant, e.g., for series I - reactions  $UO_2^{2+} + 2NO_3 + 2L = UO_2(NO_3)_2L_2$ . Fig. 1a shows that in series I the  $\lg K$  value correlates with a change in the substituent EN sum [1]:

$$\lg K = A - B \sum X - p \sum l, \quad (2)$$

where  $l$  is the effective length of a substituent hydrocarbon chain (for normal radicals  $l = n_c$ ),  $A, B, p$  are constants dependent on the element nature and the  $X$  values are determined from the spectral scale [1] ( $R = C_nH_{2n+1}$  with  $n \geq 3$ ):

Group	F	Cl	$CCl_3$	$ClCH_2$	$Cl(CH_2)_2$	$C_6H_5$	$CH_3$	R	RO	H
X	4.0	3.0	2.95	2.60	2.32	2.34	2.07	2.0	2.9	2.25
$\sigma^*$	-	-	2.65	1.05	0.6	0.6	0	0.13	1.4	0.49

When counting from the standard compound relation (2) gives Hammett-Taft equation:

$$\lg K/K_0 = -B \sum (X - X_0) - p \sum (l - l_0) = \rho^* \sum \sigma^* + \delta \sum E_s \quad (3)$$

and, indeed, it was found that  $\sigma^* = 2(X - 2.07)$  [2], i.e., Taft constants are relative EN. The conclusion on a decrease of NOPC EA with an electronegative substituent introduction is rather general. However, when considering a wider class of NOPC comprising groups  $C_6H_5$  (5),

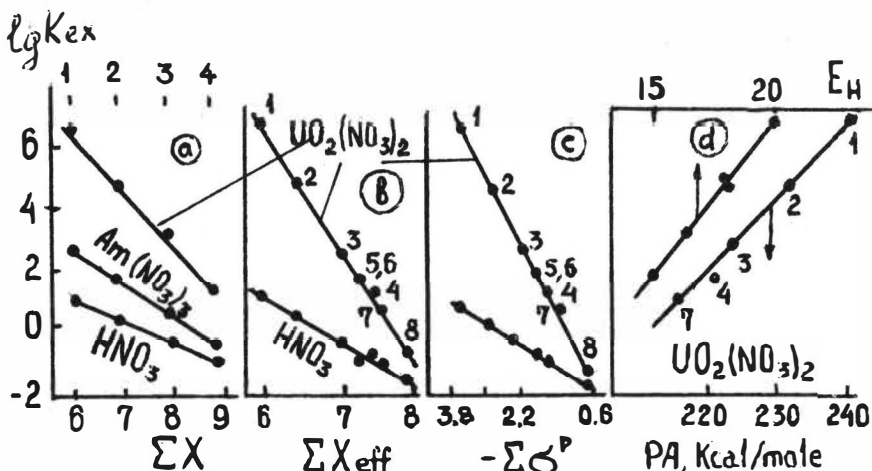


Fig.1. Effect of the structure on  $K_{ex}$

$Cl(CH_2)_2$  (6),  $ClCH_2$  (7),  $CCl_3$  (8) to obtain a common correlation equation (2) had to be refined [2] by introducing effective (lower) EN for alkoxy groups,  $X_{eff}=2.5$  and  $\sigma_{eff}^*=0.75$  (Fig.1b). The cause is in that  $X$  and  $\sigma^*$  describe only the induction effect while for RO a resonance one is also observed. Instead of (2) one can write down

$$\lg K = A - B \sum X_{eff} - p \sum 1 = A - B \sum X + B' \sum \sigma_r - p \sum 1, \quad (4)$$

$\lg K/K_0 = B \sum (X - X_0) + B' \sum (\sigma_r - \sigma_{r0}) - p \sum (1 - 1_0) = \sigma^P \sum \sigma^P$ , where  $\sigma_r$  is a resonance interaction constant,  $X_{eff} = X - \sigma_r \cdot B' / B$ ; ratio (4) is equivalent to the use of Kabachnik constants  $\sigma^P$ , taking account of the resonance and (actually) steric effects. Therefore, the correlation with  $\sigma^P$  does not require effective quantities introduction (Fig. 1c). Although as compared to (2) equation (4) is more general its applicability is still limited; remember the series: Ketone-amideurea (Table) where the first and second amide groups act differently; inadditivity is not a rare exception. Therefore, at present the best correlation seems to be based on the quantum chemical calculations (Fig.1d):

$$\lg K = a + bPA = a' + b'E_H. \quad (5)$$

Fig.1 also shows that through the choice of substituents the NOPC extraction constant can be varied by 3-8 orders. In contrast, the hydrocarbon chain length  $n_c$  weakly affects EA (Fig.2).

Amines. Inorganic acids are extractable with amines (addition reaction) with the extraction constants  $10^5$ - $10^7$  characteristic of a complex formation with a proton transfer amine salts  $(R_3NH)^+A^-$ . EA variations on extraction with amine salts are described with equations (1,2). As the EN of hydrogen (2,3) is less than that of alkyl (2.0) the EA grows in the series: salts of primary amines (1) - salts of quaternary aminonium bases (4) (Fig.3 [3-6]).

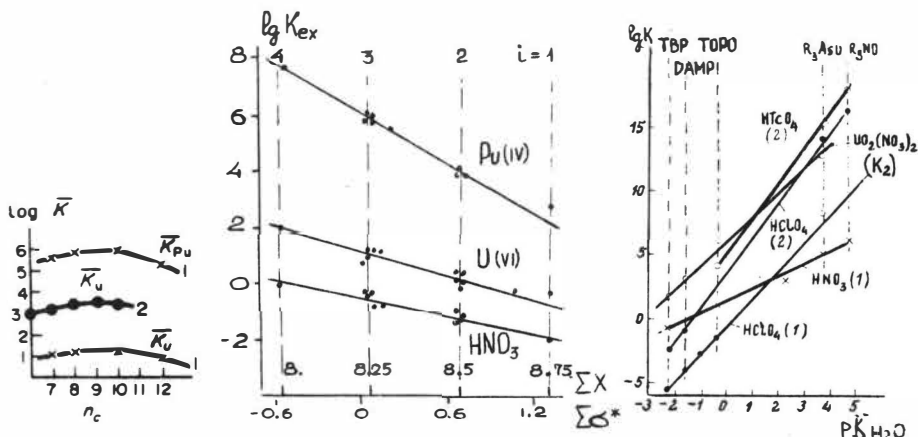


Fig. 2. Effect of  $n_c$  1-amines, 2-phosphonates

Fig. 3. Amine salt EA vs EX of cation  $R_1H_{4-1}N^+$

Fig. 4. EA vs basicity

With the basicity growth in the series  $R_2O-R_2CO-(RO)_3PO$  ( $pK = -2.3$ )- $-R_2SO-R_3PO$  ( $pK = 0.5$ )- $R_3AsO$  ( $pK = 4.0$ )- $R_3NO$  ( $pK = 4.6$ ) there occurs not only a very strong improvement of extraction (Fig. 4)

$$\lg K = a'' + b'' pK, \quad (6)$$

but also a qualitative change in the coordination character [6-9]. At first this is a transition from a hydrate-solvate mechanism to a direct extractant oxygen-metal coordination. At adequate basicity (for HNO<sub>3</sub> - at  $pK = 4$ ) a second transition is observed - from H-bond complexes to the ones with a partial or full proton transfer ( $R_3AsOH + NO_3^-$ ,  $R_2NOH + NO_3^-$ ). Then the extraction constant grows from 0.2 (TBP) and 20 (TOPO) to  $10^6$  characteristic of amine neutralization. (For strong acids the transition occurs at lower  $pK$ , e.g., for H<sub>2</sub>CO<sub>4</sub> - at  $pK = -1.1$ ). Along with monocomplexes  $LH^+A^-$  more strongly extractable dicomplexes  $(LHL)^+A^-$  are also formed ( $\bar{K}_2$  up to  $10^{18}$ , Fig. 4). Extractant complexes with a proton transferred  $(LH)^+A^-$  similar to amine salts; a corresponding (ion exchange) metal extraction mechanism results [7], e.g.,  $LH^+[UO_2(NO_3)_3]^-$  complex forms, where  $L = R_3AsO, R_3NO$ . This fact explains [7-9] the formerly incomprehensible proximity of  $\alpha$  for U and Pu on amine and amine oxide extraction (Fig. 5). Thus, organic oxides become similar to amines; the conventional extractant subdivision into neutral and basic ones becomes senseless.

Finally at low acidity a third change of the extraction mechanism is observed that is especially distinct in arsine oxides. Fig. 5 shows that  $\alpha_U$  grows with  $[H^+]$  decrease, i.e.,  $R_3AsO$  extracts like an organic acid,  $\lg \alpha = a''' + b''' pH$  [12]. Possibly the oxide reconstructs to  $R_3As(NO_3)OH$ . One more peculiarity of  $R_3AsO$  and  $R_3NO$  extraction should

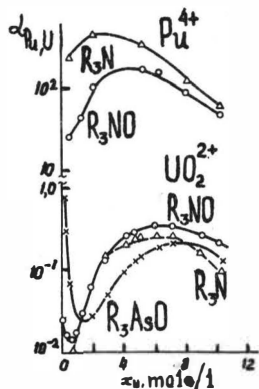


Fig. 5.  $R_3NO$  and  $R_3AsO$  extraction

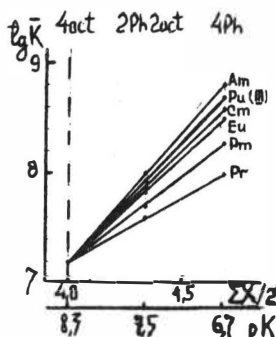


Fig. 6. EA vs EN (AASI)

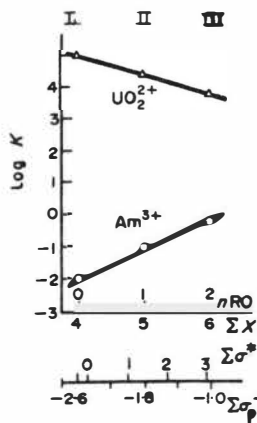


Fig. 7. EA of OPA

be pointed out: acids extracted (constants of  $10^6$ - $10^{10}$ ) start competing with metals. In conclusion it should be noted that by varying substituents and reaction centre (SO, PO, AsO, NO) EA can be changed by 10 orders in any needed direction.

Bidentate extractants with functional groups of the same or close nature are diphosphine dioxides  $R_2P(O)(CH_2)_n(O)PR'_2$  (abbreviated  $2R_2R'(CH_2)_n$ , at  $n=1$  the bridge length is not given) and carbamoylphosphine oxides  $R_2P(O)CH_2(O)CNR'_2$  (abbreviated  $R_2/R'_2$ ). On monodentate coordination ( $HNO_3$ ,  $HClO_4$  extraction) equation (1) is fulfilled; in particular, the introduction of phenyl groups ( $X=2.3$ ) instead of alkyl ones ( $X=2.0$ ) impairs extraction [13,14]. On bidentate coordination (actinide extraction) the substitution of alkyl groups by more electronegative ones such as  $RO(X=2.5)$  or  $Cl(CH_2)_2(X=2.3)$  also lowers EA. Dependences (1)-(6) were disturbed [13] when aryl substituents (phenyl, tolyl,  $X=2.3$ ) were introduced into a dioxide molecule in place of alkyl ones. Despite  $\Sigma X$  growth and a decrease of dioxide basicity and its oxygen donor ability (evidenced not only by decreased  $HNO_3$  extraction, but also by IR and X-ray PES) the distribution coefficient and actinide and lanthanide (III) extraction constants increase by two orders (see review [4] and the paper by the author, Nikolotova Z.I. and Kartasheva N.A.). This effect called the anomalous aryl stability increase (AASJ) is observed in different media ( $HNO_3$ ,  $HClO_4$ ,  $HCl$ ,  $H_2SO_4$ ) and also depends on the element nature (Fig. 6). For actinides (IV) and (VI) in 4Oct-2Ph2Oct-4Ph series the distribution coefficients  $\alpha$  grow and the extraction constants slightly decrease ("visible" stability increase); increased  $\alpha$  is explained by an increased

free extractant concentration due to  $\text{HNO}_3$  extraction suppression by electronegative aryl substituents. According to the estimate [14] the addition to  $\Delta G_{\text{ex}}$  through AASI is  $\sim 3$  kcal/mole per two aryl groups. AASI and disturbed regularities (1)-(7) indicate a substantial extractant molecule reconstruction on complex formation due to this the EA prediction based on extractant molecule properties becomes incorrect (so far the only instance known). What is the nature of AASI? Calorimetric measurements (unfortunately, only one paper) indicate the bond nature of the effect. The AASI disappearance with the Ar separation from P with  $\text{CH}_2$ -group (tetrabenzyl dioxide) points to Ph conjugation with  $\pi$ -system of PO resulting from complex formation (6 member cycle), to electron density delocalization from Ph to cycle (this is also confirmed by X-ray PES and quantum chemical calculations). A three order decrease of the effect with the replacement of a methylene bridge by an ethylene one, its full disappearance with the introduction of a propylene one and AASI recovery with the introduction of vinylene one  $\text{CH}=\text{CH}$  (despite the cycle elongation to a 7 member one) as well as a very high methylene bridge proton mobility permits suggestion of a cycle aromatization.

The isotherm character  $\alpha_{\text{Am}} = f[\text{HNO}_3]$  is explained as in case of lanthanides, see the paper by the author, V.S.Vlasov and L.G.Andrutsky at this conference.

Bidentate compounds with reaction centres of different nature. This class comprises organophosphorous acids (OPA)  $\text{R}_1\text{R}_2\text{POOH}$  with the functional groups PO and OH. The OPA salient feature is that substituents R have an opposite effect on the reaction ability of these groups: the EN growth increases the acid strength and the OH group EA but weakens the donor ability and phosphoryl oxygen EA. As a result, the character of the structure effect depends not only on the extractant properties as for neutral compounds but also on the extracted element nature, on how this element reacts with each of the centres:

$$\lg K = A' + (B_{\text{OH}} - B_{\text{PO}}) \sum X_{\text{R}} \quad (8)$$

Thus, in series III  $\text{R}_2\text{POOH}$  (1)- $\text{RORPOOH}$  (2)- $(\text{RO})_2\text{POOH}$  (3), i.e., with the  $\sum X$  growth extraction of actinides and lanthanides (III) weakly coordinated with phosphoryl oxygen improves [2,4,5] and, on the contrary, extraction of actinides (VI,IV) strongly coordinated with the PO group weakens (Fig.7). This fact was explained in [4,5] and later was repeatedly "reopened".

Extraction with acid salts, e.g., zirconium salt of D2EHPA proved very efficient. This can be explained considering a salt, e.g.,  $\text{ZrA}_4(\text{HA})_2$  to be a strong metalloacid, e.g.,  $\text{H}_2\text{ZrA}_6$ . Of great interest as extractants are organic acid salt HA with organic bases, e.g.,  $\text{R}_4\text{NA}$  (binary extraction [26]). The binary process can be shown to be a thermodynamic analogue of extraction with a neutral extractant (e.

g., alcohol) with the compound dissociation in the organic phase [27]: in both cases the number of particles (ions) does not vary on extraction and therefore at  $C \rightarrow O$  the distribution coefficient  $\alpha = \text{const.}$  However, the possibilities of a binary process control are far greater. In particular, it is important that the binary extractant EA can be improved using a weaker acid HA; ( $K_{\text{ex}} \sim K_{\text{dis}}^{-m}$ , where  $K_{\text{dis}}$  is HA acid dissociation constant [26]). This conclusion can be generalized to metalloacid extraction.

Extraction with polydentate phosphonitrile acid P2EHPNA [18]. The EA of OPA is much lowered due to dimerization binding PO and OH reaction centres. Hence, a new way of controlling EA is possible, to inhibit dimerization, e.g., multi-link polyphosphonitrile acids. Am(III) and Eu(III) extraction constants were found to be 7 orders higher as compared to D2EHPA. However, for actinides (IV) and (VI) EA increase was not so high, possibly due to imide rearrangement.

Polydentate extractants - crown ethers are known for their stereospecific extraction. However, it shows up essentially (although not always due to cycle flexibility) on alkaline and alkaline earth metal extraction, when the interaction is chiefly electrostatic. On extraction of acids and metal salts-strong electron acceptors the important part is played by electron factors, EDA interactions. From the data of Fig.8 [15] it is concluded that the regularities are fulfilled, characteristic of the hydrato-solvate mechanism, e.g., curves with a maximum (Pu) are observed which as it was explained in 1957 [25] are due to the combination of acid salting out and displacing effects. Equations (1)-(6) are fulfilled, therefore the crown-ether EA can be controlled by replacing substituents.

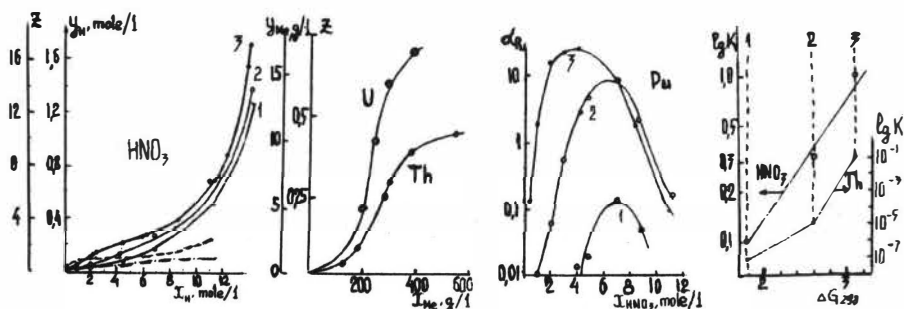


Fig.8. Crown ether  $R_2-18-C_6$  extraction (0.1 mole/l in DCE). R: 1-Ph, 2 - without, 3 - cyclohexyl;  $Z=y/L$

Control of some physico-chemical properties of extractants. Such properties as their compatibility with diluents, water solubility can be controlled. The second organic phase formation in non-polar diluents is due to high positive deviations from Raoult's law; the latter

are significantly related to the association. By elongating the hydrocarbon chain and using the isostructure the association can be inhibited and correspondingly the compatibility improved. Simultaneously the water solubility of an extractant -  $\lg S = a + bn_c$  decreases ( $b = 0.3 - 0.5$ ) [19, 20].

The practicability of the theoretical results grounds for TBP replacement by optimized hydrocarbon chain phosphates (that excludes the second organic phase formation with actinide (IV) solvates in hydrocarbons) and use of bidentate organophosphorus compounds to extract TPE from effluents see [19-21] and the paper by Nikiforov A.S. et al. at this conference.

#### References

1. Rozen A.M., Nikolotova Z.I. // Zhurn. Neogr. Khim. 1964. Vol. 9. P. 1725.
2. Rozen A.M., Konstantinova N.A. // Dokl. AN SSSR. 1966. Vol. 166. P. 132.
3. Rozen A.M. // Solv. Extr. Chem. Gothenburg. North Holland. 1967. P. 195.
4. Rozen A.M. // Atomic Energy Rev. 1968. Vol. 6. P. 59.
5. Rozen A.M. // Radiokhimiya. 1968. Vol. 10. P. 273.
6. Rozen A.M. et al. // Khimiya prots. ekstrak. Moskva: Nauka, 1972. P. 41.
7. Rozen A.M., Nikolotova Z.I., Kartasheva N.A. // DAN SSSR. 1973. Vol. 209. P. 273.
8. Rozen A.M. et al. // Radiokhimiya. 1974. Vol. 16. P. 685.
9. Rozen A.M. et al. // J. Inorg. Nucl. Chem. Supplement. 1976. P. 229.
10. Rozen A.M., Denisov D.A. // Radiokhimiya. 1976. Vol. 18. P. 921.
11. Rozen A.M. // Khimiya ekstraktsii. Novosibirsk: Nauka, 1984. P. 68.
12. Rozen A.M. // Zhurn. neogr. khim. 1984. Vol. 29. P. 186.
13. Rozen A.M., Nikolotova Z.I., Kartasheva N.A. // DAN SSSR. 1975. Vol. 222. P. 1151.
14. Rozen A.M. // Radiokhimiya. 1986. Vol. 28. P. 407.
15. Rozen A.M. // DAN SSSR. 1982. Vol. 263. P. 1165.
16. Rozen A.M., Nikiforov A.S. et al. // DAN SSSR. 1985. Vol. 285. P. 165.
17. Rozen A.M., Klimenko N.M., Krupnov B.V. // Zhurn. fiz. khim. 1987. Vol. 61. P. 1580.
18. Rozen A.M., Volk V.I. et al. // Radiokhimiya. 1981. Vol. 23. P. 89.
19. Rozen A.M., Nikiforov A.S. et al. // DAN SSSR. 1984. Vol. 274. P. 1139.
20. Rozen A.M. // Atom. energiya. 1985. Vol. 58. P. 38.
21. Rozen A.M. // Atom. energiya. 1985. Vol. 59. P. 413.
22. Klopman G. // Chem. Reactivity and React. Path. N.Y.: Wiley Sons, 1975.
23. Dukas F.K., Siddal T.H.J. // Inorg. Nucl. Chem. 1966. Vol. 28. P. 2307.
24. Chumakova G.M., Yakshin V.V. et al. // Radiokhimiya. 1985. Vol. 22. P. 213.
25. Rozen A.M. // Atom. energiya. 1957. Vol. 2. P. 445.
26. Khol'kin A.I., Kuz'min V.I. // Isotopenpraxis. 1984. Vol. 20. P. 439.
27. Rozen A.M. // Ekstraktsiya. Moskva: Atomizdat, 1962. Vol. 1. P. 5.



A.M.Rozen, N.M.Klimenko, B.V.Krupnov, All-Union Research Institute of Inorganic Materials, Lomonosov Institute of Fine Chemical Technology, Moscow, USSR

Promising extractants choice with theoretical methods is now an important problem. The purpose of this paper is to discuss the possibility of electronic structure MO calculations in predicting extraction ability (EA) for neutral compounds  $R_nXO$  ( $X=C, S, N, P$ ). The most reliable EA predictions based on direct complex (extractant+metal salt) calculations is a matter of future. So far as the metal extraction with neutral compounds is related to electron-donor-acceptor (EDA) interaction with relatively small electronic density redistribution in extractant molecules, the Klopman perturbation treatment [1] may be applied and the EDA interaction energy (E) can be estimated from MO calculations of isolated donor (D=extractant) and acceptor (A=metal) molecules. An alternative approach is to use complex formation energy of D with the simplest A=proton in protonization (PA) or hydrogen bond formation ( $E_H$ ) reactions. In the Klopman approximation E consists of electrostatic ( $E_{el}$ ) and covalent ( $E_{cov}$ ) components. For a given metal  $E_{el}$  is proportional to donor atom charge (in our case  $q_o$ );  $E_{cov}$  in frontier orbital approximation is proportional to contribution of donor atom AO to the high occupied MO(HOMO) of D ( $c_o^2$ ) and inversely proportional to the energy difference between HOMO of D and the lowest unoccupied MO (LUMO) of A, i.e.,  $E_D - E_A$ . The  $E_D$  value is close to D ionization potential(IP). The direct calculations by the Klopman method are complicated, so we have analyzed the EA dependence on all D parameters [1]:  $q_o$ ,  $c_o^2$  and IP. It should be mentioned that in previous qualitative theories EA was related to the only  $q_o$  dependent on the electronegativity of X and group substituents at X [2,3].

In our calculations we have applied standard MNDO method and its modification for the evaluation of  $E_H$  [4] ( $E_H$  is too high, but the trends in H-bond energy variation in the series of compounds are just the same). Ab initio calculations were performed for some model compounds using the 4-31 G basis set with optimized at MNDO geometry.

1.  $E_{el}$ : donor atom charge  $q_o$ . Our calculations have shown, that estimated (both MNDO and ab initio)  $q_o$  values cannot always be used to predict EA. This can be demonstrated for series I:  $(RO)_{3-k}R_kPO$  ( $k=0-3, R=Alk$ ) where correlation of  $q_o$  with EA (extraction constant  $K_{ex}$ ) is only for high dipole conformation (the dotted line in fig.1) but not for structures corresponding to a global minimum at a potential surface (their dipole moments are close to experimental ones).

In series II:  $R_2SO-R_3PO-R_3NO$  with a large change of oxygen basicity the  $q_O$  values are close ( Table ) while EA varies by 8 orders of magnitude. More over, the weakening of the electronegative substituent inductive effect cannot be described correctly in series III:  $CH_3P(O)H_2 - Cl(CH_2)_n P(O)H_2$ . The  $q_O$  values of methyl- and Cl-derivatives are close, if  $n=1$ ,

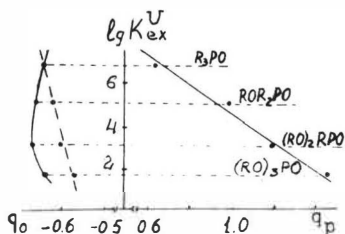


Fig.1. Correlation  $K_{ex}^U$  vs  $q_p$

while experimental EA are close only for  $n=3$ . At the same time there is series IV (ketone-amide-urea) having relatively high change of  $q_O$ , its value reflects the peculiarities of the series, viz, a non-monotonic change of nucleophilicity: a marked increase of electron density on O ( $q_O = -0.07$ ) and EA (by 3 orders for uranium) when the first amino group is introduced, and lacking of changes with introduction of the second one (fig.2, points  $N^O$  are compounds  $N^O$  in Table ). An increase of the electron density on O corresponding to a growth of amide and urea donor ability, as compared with ketones is the result of lone pair (LP) - N atom conjugation with  $\pi$ -electron of the C-O bond. The weak influence of the second amino group is mainly related to its deviation from molecule plane which prevents from the conjugation.

It should be noted that when estimating  $E_{el}$  for a compound with ionic bonds one should, probably, also take into consideration charges on other atoms in extractant molecules by introducing, e.g., a molecular electrostatic potential [5] (although it isn't always adequate, e.g., it doesn't reproduce the site of proton attack [6]. In series I and II (Table) the electron density on X significantly increases, that should pro-

#	compound	$q_O$	$q_X$	$-B_{18}^{(O)}$ eV	IP, eV	PA, kcal mole	$E_H$ , H <sub>2</sub> O	Kcal mole HNO <sub>3</sub>
1	H <sub>2</sub> CO	-0,29	0,29	559,2	11,04	177,2	4,3	10,4
2	MeCOH	-0,29	0,24	558,9	10,84	183,2		
3	Me <sub>2</sub> CO	-0,29	0,18		10,74	189,0	4,7	10,8
4	FCOH	-0,30	0,41	560,1	12,45	168,4		
5	FCH <sub>2</sub> COH	-0,25	0,22	559,5	11,14	174,7		
6	FC <sub>2</sub> H <sub>4</sub> COH	-0,27	0,27	559,3	11,18	178,6		
7	FC <sub>3</sub> H <sub>6</sub> COH	-0,28	0,25		11,00	181,2		
8	NH <sub>2</sub> COH	-0,35	0,34		11,50	198,4		
9	(NH <sub>2</sub> ) <sub>2</sub> CO	-0,36	0,39		11,81	203,8		
10	(NMe <sub>2</sub> )COMe	-0,36	0,33		10,84	205,2		
11	(NMe <sub>2</sub> ) <sub>2</sub> CO	-0,37	0,48		11,27	210,2		
12	H <sub>2</sub> SO	-0,63	0,61	558,3	10,53	213,1		
13	Me <sub>2</sub> SO	-0,64	0,68		9,83	227,4	7,8	17,0
14	H <sub>3</sub> PO	-0,60	0,77	556,5	10,34	222,9		
15	FPOH <sub>2</sub>	-0,60	1,08	557,7	11,03	208,6		
16	HOPOH <sub>2</sub>	-0,64	0,96	557,2	10,64	215,7		
17	NH <sub>2</sub> POH <sub>2</sub>	-0,63	0,85	556,5	10,39	223,1		
18	MePOH <sub>2</sub>	-0,61	0,73	556,1	10,07	229,2		
19	ClPOH <sub>2</sub>	-0,52	0,84		11,36	207,2		
20	ClCH <sub>2</sub> POH <sub>2</sub>	-0,60	0,74		10,45	224,1		
21	ClC <sub>2</sub> H <sub>4</sub> POH <sub>2</sub>	-0,60	0,75		10,26	226,1		
22	(NH <sub>2</sub> ) <sub>3</sub> PO	-0,70	0,98		10,65	229,9		
23	Me <sub>3</sub> PO	-0,64	0,61		9,55	241,4	9,1	20,0
24	MeOPOMe <sub>2</sub>	-0,66	0,88		10,00	233,1	8,5	18,9
25	(MeO) <sub>2</sub> POMe	-0,67	1,14		10,67	223,0	8,0	16,8
26	(MeO) <sub>3</sub> PO	-0,64	1,41		11,20	220,3	6,8	14,6
27	(NMe <sub>2</sub> ) <sub>3</sub> PO	-0,66	1,30		10,71	233,1		
28	H <sub>3</sub> NO	-0,63	0,35	555,2	9,67	214,5		
29	Me <sub>3</sub> NO	-0,65	0,20		9,05	231,5	7,9	17,9

mote the metal complex strengthening (there is a correlation with the EA, fig.1).

The energies of 1 s core levels ( $E_{1s}$ ) are an important characteristics of molecular electron density distribution. They are often used to estimate the effective atomic charges. The experimentally found (method of X-ray PES)  $E_{1s}(O)$  correlate with  $K_{ex}$  of different

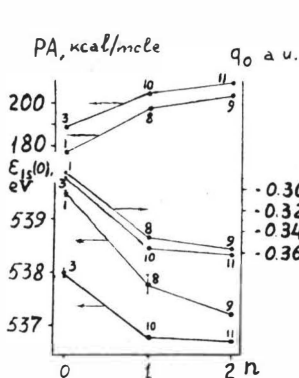


Fig. 2. Variation PA,  $q_O$  and  $E_{1s}(O)$  in series IV

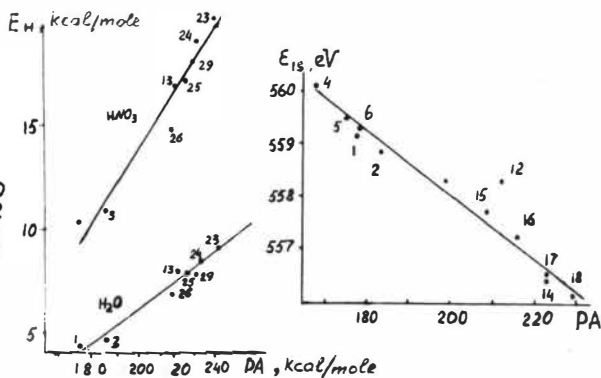


Fig. 3. Dependence of  $E_H$  and  $E_{1s}(O)$  on PA

metals in series I and in the series  $R_3PO-R_3NO-R_3AsO$  [7-8]. Ab initio calculated  $E_{1s}(O)$  values decrease in series  $H_nXO$  with a variation of  $X=N,P,S,C$  and by substitution of H with electronegative groups. This is obviously corresponds to a decrease of electron density on O and of its donor ability (e.g. PA, fig.3). In series V:  $F(CH_2)_nC(O)H$  with  $n=0,1,2$   $E_{1s}(O)$  increases, which correlates with oxygen nucleophilicity growth. The violation of correlation PA vs  $E_{1s}(O)$  (fig.3) for  $H_3NO$  and  $H_2SO$  is probably related to large MNDO errors in their geometry and PA. Thus, despite the absence of the direct correlation between EA and  $q_O$ , which is likely due to the defects of Mulliken population analysis, it may be concluded that donor and extraction ability of compounds studied depends on donor atom O electron density.

2. Ecov:  $C_O^2$  and Ionization Potential. In studied molecules except for amides the HOMO responsible for the first IP is LP orbital  $n_O$  of O atom (50-80%  $2p_{\pi} -AO$ ). In amides of carboxylic and phosphoric acids HOMO is mainly formed from nitrogen AO ( $n_N$ ), while the orbital  $n_O$  lies below. The contribution of X atom AO to  $n_O$ -orbital is small (1-7%) [9] and the  $n_O$  electron density is delocalized mainly to substituents R, which explains the effect of the latter on IP. In general the  $C_O^2$  values don't correlate with EA, although, e.g. in series  $Me_2CO-Me_2SO-Me_3PO-Me_3NO$   $C_O^2$  increases (62,73,80,85%  $2p_{\pi} -AO$ ) symbatically with the EA growth.

Correlation of EA with IP for series I and II is given in fig.4. According to the theory [17] the correlation should be generally non-linear and a decrease of IP should lead to an increase of EA, which is the case. In contrast to  $q_0$ , the IP describe correctly the weakening of inductive effect of Cl-atom in series III with n growth (this is not fulfilled in series V because of insignificant variations of IP themselves). The IP values are also more sensitive to the substitution of H with  $CH_3$ -groups at X [9]. We have established [9] an adequate correlation of IP with Taft constant and electronegativity of substituent at X for amine- and phosphin oxide series. However, in case of two reaction centers (e.g. O and N in series IV) there is no correlation with EA. Nevertheless, if there is only one donor atom the IP along with  $E_{1S}(O)$  (instead of  $q_0$ ) are valuable parameters for EA prediction.

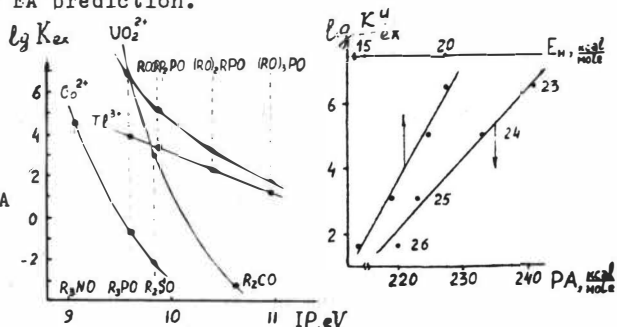


Fig.4. Correlation of  $K_{ex}$  with IR and PA

3. Proton Ability and H-bond Energy. As can be seen from fig.4, PA and  $E_H$  correlate well with EA ( $K_{ex}$  of uranium). There is also an intercorrelation between PA and  $E_H$  as well as correlation of PA with  $E_{1S}(O)$  (fig.3). It should be noted, that only PA calculations make it possible to establish, that O is a donor atom in amides not N, as it would follow from the Klopman treatment ( $|q_N| > |q_O|$ ). Besides, PA estimation is relatively simple. Thus, the energy of test reactions  $E_H$  and PA are the best parameters to be used for EA prediction.

#### References

1. Klopman G. Chem.Reactivity and React.Path. N.Y.: Wiley Sons, 1975.
2. Rozen A.M. et al.//J.Inorg.Nucl.Chem.,Supplement.1976.P.229.
3. Rozen A.M., Denisov D.A.//Radiokhimiya. 1976. Vol.18. P.921.
4. Burstein K.Ya., Isaev A.N.//Theoret.Chim.Acta. 1984. Vol.64. P.397.
5. Petrukhin O.M., Varnek A.A.//ISEC'86. Vol.2. P.197.
6. Ha T.-K., Nguyen M.T.//THEOCHEM. 1982. Vol.4. P.355.
7. Chudinov E.G. et al.//Koord.Khim. 1977. Vol.3. P.31.
8. Nikolaev A.V. et al.//Dokl. AN SSSR. 1977. Vol.233. P.133.
9. Rozen A.M. et al.//Dokl. AN SSSR. 1986. Vol.287. P.915; Zh.Phys. 1987. Vol.61. P.1580.

A.A.Varnek, A.N.Kuznetsov, O.M.Petrukhin, O.A.Sinegribova,  
V.Yu.Korovin, S.B.Randarevich, Mendeleev Institute of Chemical  
Technology, Moscow, USSR

The distribution of molecular electrostatic potential (MEP) received from the data of quantum chemical calculations is widely used for theoretical analysis of ion-molecule interaction (1). This work is an attempt to use MEP as a criterion of extraction ability for neutral organophosphorus compounds (NOPC). The series "phosphate-phosphonate-phosphinate-phosphine oxide" was chosen as an object of this investigation. Some compounds from this series (e.g. tributylphosphate, diisobutylmethylphosphonate, trioctylphosphine oxide) are used as extractants on a large scale and their extraction ability is thoroughly studied in the experiments. It was interesting also to use MEP for analysis of alcyphosphate acidic hydrolysis mechanism. The solvates of some metals with tributylphosphate (TBP) were investigated by NMR spectroscopy method to explain the catalytic effect of metals on TBP hydrolysis.

The charge distribution and NOPC electrostatic potential. The quantum chemical calculations for series "phosphate-phosphine oxide" were accomplished by CNDO/2(sp- and spd-basis) and MNDO methods. The calculation was realized for the simplest series: trimethylphosphate-trimethylphosphonate-trimethylphosphinate-trimethylphosphine oxide because it was ascertained earlier that lengthening of alcy chain did not result in the considerable change of charge values on carbon, oxygen and phosphorus atoms (2). The values of valent and torsion angles were varied. Two stable conformations with torsion angles OPOC ( $\gamma$ ) equal  $0^\circ$  and  $180^\circ$  were determined for trimethylphosphate (TMP) (Fig.1). Their dipole moments found out CNDO/2 (spd) data are 0.73D and 7.5D correspondingly. The low dipole TMP conformation ( $\gamma=0$ ) occurred to be more stable because the lowest value of complete energy corresponds to it. The data of charge distribution in P=O fragment of NOPC molecules received from the calculations are presented in the Table.

Charge distribution on P=O fragment in NOPC (low dipole conformat.)

NOPC	Calc.method	MNDO		CNDO/2(sp <sup>d</sup> )		CNDO/2(sp)	
		O <sub>Ph</sub>	P	O <sub>Ph</sub>	P	O <sub>Ph</sub>	P
(CH <sub>3</sub> O) <sub>3</sub> PO		-0.695	1.467	-0.342	0.566	-0.490	1.361
(CH <sub>3</sub> O) <sub>2</sub> CH <sub>3</sub> PO		-0.689	1.193	-0.328	0.450	-0.489	1.355
CH <sub>3</sub> O(CH <sub>3</sub> ) <sub>2</sub> PO		-0.668	0.893	-0.311	0.351	-0.480	0.904
(CH <sub>3</sub> ) <sub>3</sub> PO		-0.639	0.579	-0.297	0.276	-0.467	0.676

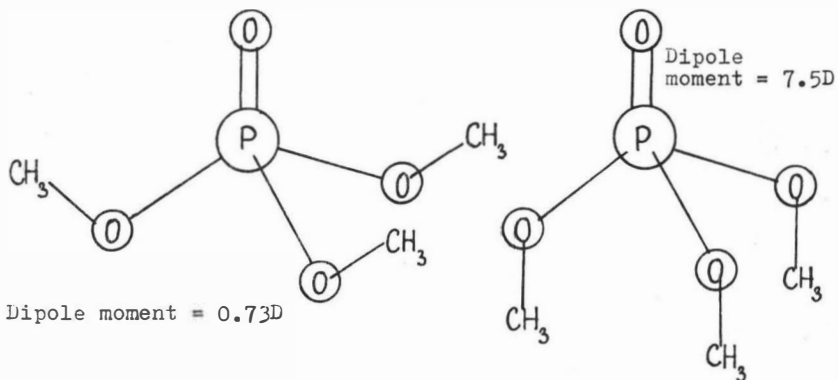
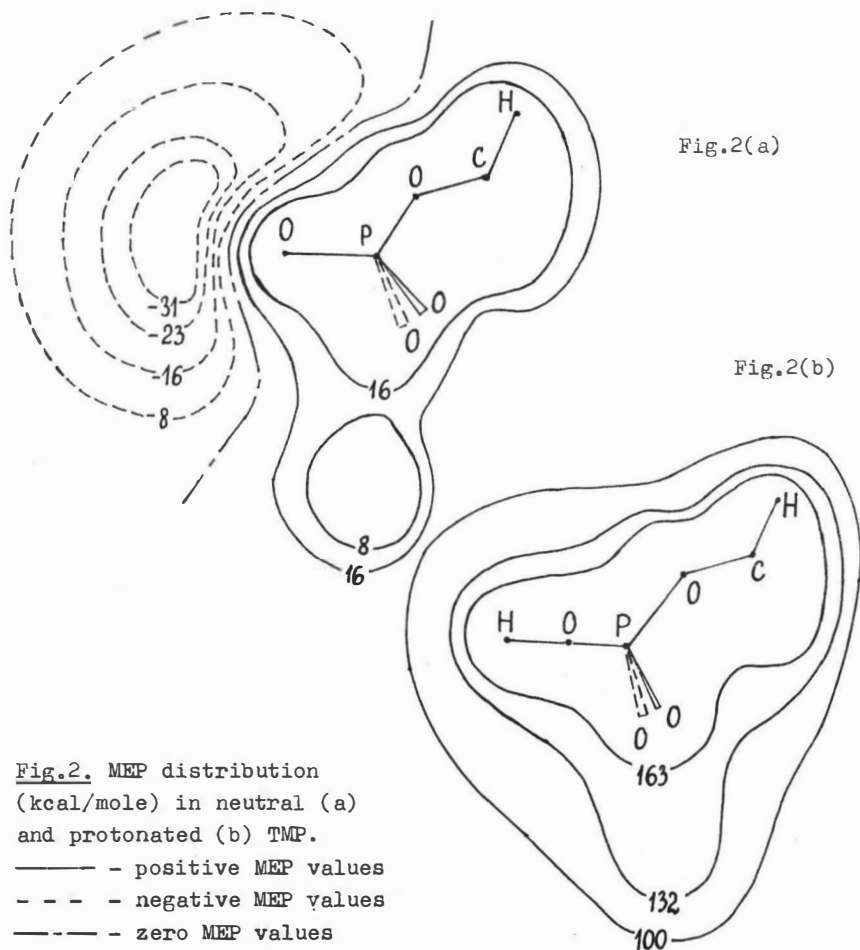


Fig.1. The conformations of TMP



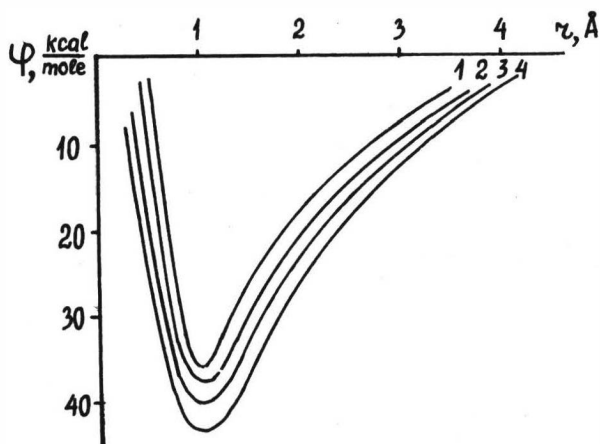


Fig.3. MEP distribution along the line of P=O bond  
 1 - TMP;  
 2 - DMMP;  
 3 - MDMP;  
 4 - TMPO

The presented data indicate that negative charge on oxygen of phosphoril group ( $O_{Ph}$ ) decreases from TMP to TMPO while the extraction ability in such series increases. But calculation results don't contradict the traditional view on the influence of electronegativity of substituent group at phosphorus atom on the extraction ability. In reality the substitution of alcoxyl by less electronegative alacyl leads to transference of electron density on the phosphoryl group and therefore to enhancement of negative charge at the P=O group as a whole. These values calculated by CNDO/2(sp<sup>d</sup>) method for series TMP-TMPO are 0.22, 0.12, 0.04 and -0.02e correspondingly. We suppose more correct to consider as a criterion of extraction ability instead of  $O_{Ph}$  charge the distribution of MEP representing for a molecule in whole the charge distribution and the peculiarities of its conformation. The electrostatic potential  $\varphi(r)$  is calculated from

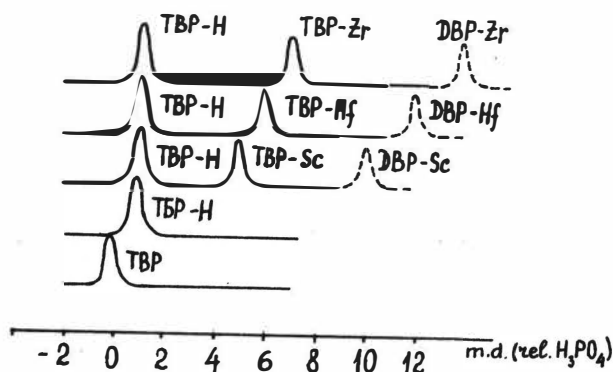
$$\varphi(r) = \int \frac{\rho(r')}{|r' - r|} d\tau \approx \sum_i \frac{q_i}{|r - R_i|},$$

where  $\rho(r)$  - the charge density distribution of ligand,  
 $q_i, R_i$  - a charge and a coordinate of ligand  $i$ -atom.

MEP distribution for low dipole conformation of TMP constructed from approximation of point charges, calculated by CNDO/2(sp<sup>d</sup>) method is presented at Fig.2. The region of negative MEP values near  $O_{Ph}$  atom indicates the high coordinating ability of  $O_{Ph}$  in ion-molecular interaction. MEP distribution along the line of P=O bond for the series TMP-TMPO is presented at Fig.3. The comparison of the curves convinces of the shift of corresponding curve to more negative MEP values when changing of alcoxyl substitutional group for alacyl group that correlates with known experimental data concerning extraction ability.

The investigation of NOPC compounds with acid and metals. The quantum chemical calculations of protonated TMP by CNDO/2(sp<sup>d</sup>) method were carried out to elucidate a cause of catalytic effect of acids on hydro-

Fig. 4. NMR  $^{31}\text{P}$   
 spectra of TBP and  
 its complexes.  
 Dotted line - new  
 signals after long  
 (2 weeks) duration



lysis of alcyolphosphate. It occurred that the protonation of alcoxyl or phosphoryl oxygen atom as well leads to some decrease of positive charge at  $C_{\alpha}$  atom. Therefore the traditional idea about the enhancement of charge at  $C_{\alpha}$  atom and promotion of water attack and subsequent hydrolysis is inadequate. It is advisable to use the data of MEP distribution for the explanation of effects stipulated by the protonation. The comparison of MEP distribution for neutral orbit and the orbit protonated at phosphoryl oxygen (Fig. 2) indicates the considerable increase of positive MEP values close atom  $C_{\alpha}$ , that convinces of electrostatic effect enhancement in the reaction between water and TMP protonated. The calculations show the decrease of valent molecular orbitals (MO) energy when protonating and the increase of portion atomic orbitals  $C_{\alpha}$  into these MO as well. So the donor-acceptor constituent in the reaction  $\text{TMP} \cdot \text{H}^+ - \text{H}_2\text{O}$  becomes stronger.

NMR spectroscopy of TBP in complexes with  $\text{HNO}_3$  and nitrate of Zr, Hf and Sc was made (Fig. 4). In spectrum NMR  $^{31}\text{P}$  a shift of signal to stronger field relative to a signal for free TBP was observed. The solvate shifts for metal-complexes are more than for acid-complexes. Therefore the changes in TBP electron structures in the complexes with nitrate of Zr, Hf or Sc have analogous nature as in complex with  $\text{HNO}_3$  but are more considerable. It is possible to expect their greater influence on TBP hydrolysis. It was observed in practice for Zr and Hf (2). The metals not increasing hydrolysis (3) probably influence on TBP electron structure in another way. In NMR  $^{13}\text{C}$  and  $^1\text{H}$  spectra of  $\text{HNO}_3 \cdot \text{TBP}$  the shift of signal for  $\alpha\text{-CH}_2$ -group to faint fields takes place.

#### References

1. Scrocco E., Tomasi I. // Adv. Quant. Chem. 1978. 11, P. 115.
2. Sinegribova O.A., Yagodin G.A., Varnek A.A. et al. // Proc. ISEC-86. 1986. Vol. 1. P. 433.
3. Wilbourn R.G., Benedict G. // Trans. Amer. Nucl. Soc. 1980. Vol. 35. P. 114.



THE APPLICATION OF EDA INTERACTIONS FOR EXPLAINING AND  
FORECASTING THE EXTRACTIVE ABILITY OF ELEMENTOORGANIC REAGENTS

B.N.Laskorin, V.V.Yakshin, E.A.Filippov, Vernadsky Institute of  
Geochemistry and Analytical Chemistry, Academy of Sciences of the  
USSR, Moscow, USSR

The application of linearity principle of free energies is an effective method for explaining and forecasting reaction ability of elementoorganic compounds in the solutions. It may be represented as an equation :

$$\lg K_i = \lg K_0 + \rho_i \sum \sigma_i, \quad (1)$$

where  $\lg K_i$  and  $\lg K_0$  - logarithms of rate constants or equilibria for the standard reaction serieses and being in study ones,  $\rho_i$  and  $\sigma_i$  - constants of the reaction serieses and the substituents.

Presently, there are hundreds of the reactions of acid extraction and metal salts, in which  $\lg K_i$  linearly depends on  $\sum \sigma_i$ . More than 20 such equations have been obtained for explaining the extraction of nitric acid and nitrates of actinides by the neutral phosphororganic compounds of the type  $XYZP=O$ , where  $\lg K_{\text{extr}}$  linearly depends on the sum of the reaction constants  $\sigma^{\phi}$  of vicinal substituents X,Y,Z (Table 1).

This means, that the linearity principle of free energies in a number of cases may be successfully used for forecasting the extractive ability in the processes of EDA type. Wide perspectives open due to the formation of the intermolecular hydrogen bond between the extragents and the protonodonors in the organic solvents as a standard one.

According to Iogansen's study for the formation of intermolecular hydrogen bond of electronodonors (ED) with phenol, one can represent:

$$\Delta H_{\text{EDA}} = - 5,3 P_i E_j,$$

where  $P_i$  and  $E_j$  - protonodonor and electronodonor factors ( for phenol  $P_i = 1$ ).

The comparison of  $E_j$  for series  $XYZP = O$  with the extraction constants of nitric acid and nitrates of actinides has allowed to obtain 21 equations:

$$\lg K_{\text{extr}} = aE_j + b, \quad (2)$$

where a and b -coefficients of linear equation (Table1).

These equations have enough high correlation coefficients (r) and may be used for estimating the extractive ability of elementoorganic reagents.

Table 1. The relations between the electronodonor properties of neutral phosphororganic compounds and the extractive ability

Y	$\lg K_Y = a \sum \sigma^{\phi} + b$			$\lg K_Y = aE_j + b$			n	Solvent
	a	b	r	a	b	r		
HNO <sub>3</sub>	0.41	-1.49	0.983	4.22	-5.93	0.999	3	C <sub>12</sub> H <sub>26</sub>
HNO <sub>3</sub>	-0.73	-1.69	0.973	3.97	-5.34	0.978	5	CCl <sub>4</sub>
HNO <sub>3</sub>	-0.505	-1.905	0.990	2.64	-4.24	0.993	10	CHCl <sub>3</sub>
HNO <sub>3</sub>	-0.685	-1.60	0.930	3.95	-5.27	0.946	10	C <sub>6</sub> H <sub>6</sub>
HNO <sub>3</sub>	-0.50	-1.21	0.999	0.85	-0.79	0.979	3	kerosin
UO <sub>2</sub> (NO <sub>3</sub> ) <sub>2</sub>	-1.57	-0.19	0.968	8.25	-7.62	0.965	7	C <sub>6</sub> H <sub>14</sub>
UO <sub>2</sub> (NO <sub>3</sub> ) <sub>2</sub>	-1.55	-0.31	0.969	14.26	-15.12	0.988	3	C <sub>12</sub> H <sub>26</sub>
UO <sub>2</sub> (NO <sub>3</sub> ) <sub>2</sub>	-2.18	-1.21	0.997	11.44	-11.52	0.967	5	CCl <sub>4</sub>
UO <sub>2</sub> (NO <sub>3</sub> ) <sub>2</sub>	-1.17	-1.56	0.973	7.92	-7.98	0.954	8	CHCl <sub>3</sub>
UO <sub>2</sub> (NO <sub>3</sub> ) <sub>2</sub>	-1.35	0.87	0.980	7.74	-6.45	0.959	10	C <sub>6</sub> H <sub>6</sub>
UO <sub>2</sub> (NO <sub>3</sub> ) <sub>2</sub>	-1.88	-0.59	0.996	8.19	-7.46	0.980	3	kerosin
Am(NO <sub>3</sub> ) <sub>3</sub>	-1.37	-1.81	0.969	5.91	-6.94	0.954	4	-
Pu(NO <sub>3</sub> ) <sub>3</sub>	-1.28	-2.26	0.981	7.44	-9.09	0.995	4	C <sub>6</sub> H <sub>6</sub>
Pu(NO <sub>3</sub> ) <sub>4</sub>	-1.77	0.97	0.999	8.89	-6.93	0.997	4	CCl <sub>4</sub>
Pu(NO <sub>3</sub> ) <sub>4</sub>	-2.13	-1.41	0.950	11.83	-12.12	0.933	9	C <sub>6</sub> H <sub>6</sub>
Np(NO <sub>3</sub> ) <sub>4</sub>	-2.20	-1.83	0.848	11.85	-12.45	0.835	8	C <sub>6</sub> H <sub>6</sub>
NpO(NO <sub>3</sub> ) <sub>3</sub>	-0.97	-1.64	0.961	5.67	-6.87	0.988	3	C <sub>6</sub> H <sub>6</sub>
NpO <sub>2</sub> (NO <sub>3</sub> ) <sub>2</sub>	-1.23	0.04	0.966	7.00	-6.41	0.967	9	C <sub>6</sub> H <sub>6</sub>
PuO <sub>2</sub> (NO <sub>3</sub> ) <sub>2</sub>	-1.54	-1.10	0.886	8.84	-9.30	0.905	9	C <sub>6</sub> H <sub>6</sub>
ZrO(NO <sub>3</sub> ) <sub>2</sub>	-2.71	-2.99	0.998	11.74	-12.80	0.979	3	CCl <sub>4</sub>
HTlCl <sub>4</sub>	1.17	-0.18	0.993	5.98	-5.53	0.987	4	CCl <sub>4</sub>

n- number of studied compounds, r-correlation coefficient.

On the basis of the obtained experimental data, one can attribute the extraction processes of nitric acid and nitrates of actinides of neutral phosphororganic compounds to isoentropy reaction series [1]. It confirms an attempt of using multiparameter equations for equilibrium constant counts of extraction processes [2]

$$\lg K_{\text{extr}} = C_A^k C_B + E_A^k E_B + \lg K_O, \quad (3)$$

Table 2. The relations between the sum of overlap integrals ( $S_1$ ) of substituents with phosphorus atom in molecules of neutral phosphororganic compounds and their extractive ability

Y	$\lg K_Y = a \sum S_1 + b$			n	Solvent
	a	b	r		
HNO <sub>3</sub>	3.74	- 5.69	0.972	5	CCl <sub>4</sub>
HNO <sub>3</sub>	2.52	- 4.65	0.988	5	CHCl <sub>3</sub>
HNO <sub>3</sub>	2.83	- 4.32	0.847	8	C <sub>6</sub> H <sub>6</sub>
HNO <sub>3</sub>	2.58	- 3.97	0.972	3	kerosin
UO <sub>2</sub> (NO <sub>3</sub> ) <sub>2</sub>	5.80	- 5.64	0.925	6	C <sub>6</sub> H <sub>14</sub>
UO <sub>2</sub> (NO <sub>3</sub> ) <sub>2</sub>	11.17	- 13.15	0.996	5	CCl <sub>4</sub>
UO <sub>2</sub> (NO <sub>3</sub> ) <sub>2</sub>	9.17	- 11.66	0.994	3	CHCl <sub>3</sub>
UO <sub>2</sub> (NO <sub>3</sub> ) <sub>2</sub>	5.99	-5.34	0.968	8	C <sub>6</sub> H <sub>6</sub>
UO <sub>2</sub> (NO <sub>3</sub> ) <sub>2</sub>	9.70	-10.98	0.989	3	kerosin
Am(NO <sub>3</sub> ) <sub>3</sub>	7.39	-9.97	0.999	3	-
Pu(NO <sub>3</sub> ) <sub>3</sub>	5.67	-8.31	0.991	3	C <sub>6</sub> H <sub>6</sub>
Pu(NO <sub>3</sub> ) <sub>4</sub>	8.99	-8.62	0.992	4	CCl <sub>4</sub>
Pu(NO <sub>3</sub> ) <sub>4</sub>	8.44	-9.65	0.897	6	C <sub>6</sub> H <sub>6</sub>
Np(NO <sub>3</sub> ) <sub>4</sub>	10.85	-13.64	0.923	5	C <sub>6</sub> H <sub>6</sub>
NpO <sub>2</sub> (NO <sub>3</sub> ) <sub>2</sub>	5.50	-5.65	0.955	5	C <sub>6</sub> H <sub>6</sub>
PuO <sub>2</sub> (NO <sub>3</sub> ) <sub>2</sub>	4.07	-3.38	0.940	5	C <sub>6</sub> H <sub>6</sub>
ZrO(NO <sub>3</sub> ) <sub>2</sub>	13.96	-17.94	0.993	3	CCl <sub>4</sub>
HTlCl <sub>4</sub>	5.94	-6.50	0.984	4	CCl <sub>4</sub>

where  $C_B$  and  $E_B$  - are covalent and electrostatic contributions of extractant,  $C_A^k$  and  $E_A^k$  - covalent and electrostatic contributions of compound extract,  $\lg K_0$  - absolute term of the equation, representing the specific features of interaction between all the components of reaction system and the solvent.

One can observe enough good coincidence of design and experimental values, when the equations (3) are to be used for explaining all

the data on extraction processes, using neutral phosphororganic compounds with the wide variation of extragent properties, compound extracts and solvents, when  $\lg K_{\text{extr}}$  varies between 1,3 and 8,23.

In 75 cases, the divergence is lower than 20% and lower than 10% in a half of 112 extraction processes, that corresponds to the accuracy of determining  $\lg K_{\text{extr}}$ . The obtained results have shown, that the elements of the theory of EDA interactions in the solutions could be successfully used for explaining heterophase extraction systems and forecasting the extraction properties of neutral type reagents.

According to the current ideas on quantum chemistry, the ability of elementoorganic compounds to EDA interactions rises with increasing electron density on the active center of the molecule. The value of electron density on phosphoryl fragment is determined by the sum of overlap integrals of the substituents X,Y,Z with the phosphorus atom ( $\sum S_i$ ). The counted values  $S_i$  for 18 types of the neutral phosphororganic compounds have been compared with the values  $\lg K_{\text{extr}}$  in 84 reactions of extraction of acids and metal salts [3] (Table 2).

Linear equations with enough high correlation coefficients ( $r$ ), estimating the extractive ability of neutral phosphororganic compounds have been obtained for the majority of investigated processes. These relations are one of the first semiempirical equations, connecting the electron structure of neutral phosphororganic compounds with their extractive ability.

#### References

1. Yakshin V.V., Tymonuk M.I., Laskorin B.N. // Dokl. AN SSSR. 1980. Vol.254. P.1186.
2. Yakshin V.V., Tymonuk M.I., Laskorin B.N. // Dokl. AN SSSR. 1981. Vol. 258. P. 965.
3. Yakshin V.V., Laskorin B.N. // Dokl. AN SSSR. 1982. Vol. 262. P.662.

L.N. Mazalov, S.B. Erenburg, M.K. Drozdova, N.V. Bausk, V.G. Torgov,  
 Institute of Inorganic Chemistry of the Siberian Division of the  
 Academy of Sciences of the USSR, Novosibirsk, USSR

X-ray emission and EXAFS spectroscopy have been used to study the electronic structure and spatial structure of extractants and complexes formed in the extraction systems and also the interaction of the molecules of the extractants and complexes with the solvent. A procedure has been developed for measuring X-ray emission spectra of liquids which allows the electronic structure of ligands and complexes to be studied directly in the solutions.

The studies were performed on dialkylsulfides ( $R_2S$ ), which are widely used as extractants for some noble metals, and their complexes with  $PdCl_2$ .  $SK_{\alpha}$ -spectra were obtained for dihexylsulfide, the complexes  $PdCl_2 \cdot 2(C_6H_{13})_2S$ ,  $[PdCl_2(C_6H_{13})_2S]_2$ ,  $PdCl_2 \cdot 2(C_3H_7)_2S$ , and their solutions in  $n-C_7H_{16}$ ,  $C_6H_6$ ,  $CHCl_3$ . Also  $SK_{\beta}$ -,  $PdL_{\beta 2}$ -,  $ClK_{\beta}$ -spectra were obtained for the complexes and their solutions in  $C_6H_6$ .

X-ray emission spectra were measured on a "Stearat" spectrometer with a quartz crystal-analyzer which was focussed according to the Johann scheme with a curvature radius of 500 mm. The spectral resolution of the instrument was 0.5 eV. The EXAFS spectra were measured using synchrotron radiation of the VEPP-4 storage ring of the Institute of Nuclear Physics of the Siberian Division of the USSR Academy of Sciences. The spectra were processed using the standard procedure and the radial structural functions were obtained for mono- and binuclear complexes and their solutions in  $C_6H_6$  and  $1,2-C_2H_4Cl_2$ .

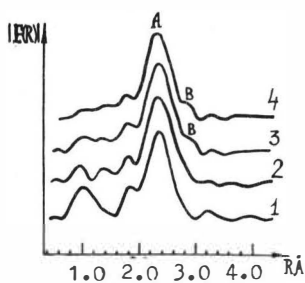


Fig. 1. Radial structural functions  $F(r)$  for (1) -  $PdCl_2 \cdot 2(C_6H_{13})_2S$  and (2) its 0.5 M solution in  $1,2-C_2H_4Cl_2$ , (3) - 0.5 M in  $C_6H_6$ , (4) - 0.3 M in  $C_6H_6$

EXAFS-spectra. The position of the main maximum A of the radial structural function (Fig. 1) corresponds to equal distances of the sulfur and chlorine atoms in the first coordination sphere from the palladium atom. According to the X-ray structural data such distances for the known planar-square palladium complexes with sulfur and chlorine atoms in the first sphere coincide to within 0.01 Å and are equal to 2.30 Å. As can be seen from Fig. 1 dissolution of  $PdCl_2 \cdot 2(C_6H_{13})_2S$  in benzene and in 1,2-dichloroethane does not cause any change in the position of the main maximum but in  $C_6H_6$ , in contrast to 1,2-dichloroethane, there appe

ars a weak maximum corresponding to a scattering distance of  $2.85 \text{ \AA}$ . On dissolution of the binuclear complex in  $C_6H_6$ ,  $1,2-C_2H_4Cl_2$ , and  $CHCl_3$  the main maximum ( $2.26 \text{ \AA}$ ) becomes somewhat shifted, with the radial structural function retaining in general its shape. The appearance of a weak shoulder B ( $2.85 \text{ \AA}$ ) in the spectrum of a benzene solution of the mononuclear complex (Fig. 1) may be a result of scattering from a solvent molecule which has approached the central palladium atom, probably in the direction perpendicular to the plane of the complex molecule. A small ( $0.04 \text{ \AA}$ ) increase of the distance to the main maximum A and a decrease of the maximum B for the radial structural function of the binuclear complex upon dissolution is probably associated with a decrease in the intermolecular interaction on passing from crystal to solution.

SK $\alpha$  - and ClK $\alpha$  -spectra In Ref. [1] a quantitative relationship was obtained between the shifts in the SK $\alpha$  - and ClK $\alpha$  -spectra and the effective charges on the chlorine and sulfur atoms in compounds. The results of the present work for the values of the shifts in the SK $\alpha$  and ClK $\alpha$  spectra suggest that the effective charge on the sulfur and chlorine atoms does not change upon complexation and dissolution of the sulphides and their complexes with  $PdCl_2$  with an accuracy to within  $\pm 0.02$  of an atomic unit.

PdL $\beta_2$  - spectra. X-ray emission spectra PdL $\beta_2$  arise from the  $Pd(4d-2p)$  transitions and are known to be only slightly sensitive to the chemical state of the palladium atoms. For the complexes studied by us these spectra were practically the same and showed no changes upon dissolution of the complexes in benzene.

SK $\beta$  -spectra. SK $\beta$  emission spectra result from transitions from molecular orbitals (MO) having contributions of the 3d orbitals of sulfur to the 1s atomic orbitals (AO) and give direct information about these MO's. According to [1,2] the main maximum C in the SK $\beta$  -spectra of dialkylsulfides is determined by the levels of the non-bonding electrons and the maxima A and B are determined by the corresponding levels of the  $\sigma$ -bond. The spectra of  $(C_6H_{13})_2S$  in solutions and in the pure form are practically the same. X-ray SK $\beta$  -spectra of sulfur in complex compounds of palladium and rhodium with sulfur-containing ligands were studied in [3]. It was shown that the interaction of the non-bonding sulfur electrons with the metal atom gives rise to a system of levels of the complex which have an admixture of the non-bonding electrons of the sulfide molecule. Due to this, instead of a certain level, the complex contains a group of levels which may show themselves in the spectrum by a decreased intensity of the peak C and be interpreted as the transfer of a part of the "unshared" pair to the metal atom [3]. From Fig. 2 it can be seen that there occur substantial changes in the SK $\beta$  -

spectrum on passing from the pure sulfide to the one coordinated in complexes. Complexation leads to a broadening of the  $SK_{\beta}$ -spectrum and the spectra become more diffused for all of the complexes, in accord with [3]. But a substantial decrease in the relative intensity of the maximum C is observed only for the  $PdCl_2 \cdot 2(C_3H_7)_2S$ .

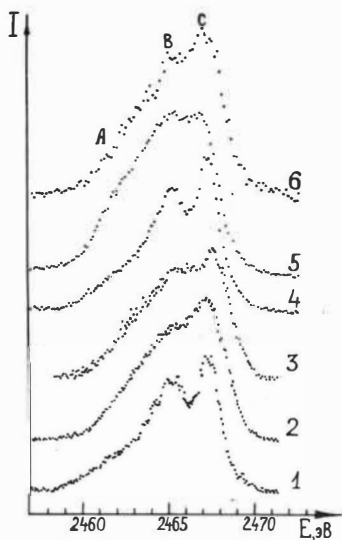


Fig. 2. X-ray  $SK_{\beta}$ -spectra (1) -  $(C_6H_{13})_2S$  (liquid); (2) -  $PdCl_2 \cdot 2(C_6H_{13})_2S$  and (3) its 0.5M solution in  $C_6H_6$ ; (4) -  $(C_3H_7)_2S$  (liquid); (5) -  $PdCl_2 \cdot 2(C_3H_7)_2S$  and (6) - its 0.5 M solution in  $C_6H_6$

Small differences in the full widths at half maximum between the  $SK_{\beta}$ -spectra ( $d SK_{\beta}$ ) of the studied complexes may be associated with the differences in the intermolecular interactions determined by differences in the molecular packing. The value of  $d SK_{\beta}$  is the lowest for  $PdCl_2 \cdot 2(C_6H_{13})_2S$  (5.2 eV) suggesting weaker molecular interactions for this complex. For the complexes dissolved in  $C_6H_6$  the values of  $d SK_{\beta}$  are practically equal to each other (5.3-5.6 eV) which is somewhat higher than for the pure  $PdCl_2 \cdot 2(C_6H_{13})_2S$  (5.2 eV) but smaller than for solid  $PdCl_2 \cdot 2(C_3H_7)_2S$  (6.0 eV) and  $[PdCl_2(C_6H_{13})_2S]_2$  (5.8 eV). A small broadening of the  $SK_{\beta}$ -spectrum on passing from  $PdCl_2 \cdot 2(C_6H_{13})_2S$  (5.2 eV) to its solution in benzene (5.6 eV) appears to be due to an interaction with the solvent.

$ClK_{\beta}$ -spectra. The  $ClK_{\beta}$ -spectra are due to electron transitions from the  $MO's$  having chlorine 3p-contributions to the 1s AO of the chlorine. In Fig. 3 are shown  $ClK_{\beta}$ -spectra of the  $PdCl_2 \cdot 2(C_6H_{13})_2S$  and  $[PdCl_2(C_6H_{13})_2S]_2$  complexes and their 0.5 M solutions in benzene. According to [4] the long-wave

shoulder A corresponds to transitions from the  $\sigma$ -bonding levels, consisting of s, d - AO of palladium and p-AO of chlorine, and is partially associated with an interaction of the ligands via the central atom. Maximum B arises from transitions from the  $\pi$ -levels of the complex which are mainly constructed from the  $p\pi$ -AO of chlorine. Its splitting is largely due to the direct interligand interaction of the chlorine atoms. The shoulder C is associated with transitions from the  $\delta$ -nonbonding levels consisting mainly of the  $p\pi$ -AO of chlorine. As can be seen from Fig. 3 there is a considerable increase in the full width at half maximum of the  $ClK_{\beta}$ -spectrum on passing

from mono- to binuclear complexes, i.e. there is a splitting of the  $\sigma$ - and  $\pi$ - levels with the decreasing symmetry of the complex.

Dissolution of  $\text{PdCl}_2 \cdot 2(\text{C}_6\text{H}_{13})_2\text{S}$  in benzene leads to an appreciable increase in the intensity of the shoulder A, which corresponds to the interaction of the chlorine with the palladium and the ligands with the palladium atom (see above). According to the EXAFS spectra acting as one of the ligand may be a benzene molecule which has approached the Pd atom. Dissolution of the binuclear complex in benzene leads to a noticeable splitting of the main maximum B in the  $\text{ClK}\beta$ -spectrum which may be explained by the chlorine atoms directly interacting with a benzene molecule. From the analysis of the obtained data it follows that the interaction of the mono-

nuclear complex with benzene occurs by a different mechanism than with 1,2-dichloroethane and also differs from that of the binuclear complex with  $\text{C}_6\text{H}_6$ . It appears that the dissolution of  $\text{PdCl}_2 \cdot 2(\text{C}_6\text{H}_{13})_2\text{S}$  in benzene makes possible realization of a  $\pi$ -inter-

action of palladium with an aromatic solvent. Thus, it is shown that a combined use of X-ray and EXAFS spectroscopy makes it possible to obtain additional information about the state and the interaction of complexes in solutions and to substantiate the effect of the solvent on the extraction. The developed method can also be applied to the studies of other systems.

#### References

1. Mazalov L.N., Yumatov V.D., Murakhtanov V.V. et al. X-ray spectra of molecules (in Russian). Novosibirsk: Nauka, 1977.
2. Galtsova E.A., Mazalov L.N., Yumatov V.D. et al. // *Izv. SO AN SSSR. Ser. Khim. Nauk.* 1975. Vol. 3. P. 41.
3. Mazalov L.N., Baranovskii V.I., Sadovskii A.P. et al. // *Zhurn. Strukt. Khim.* 1974. Vol. 15, N 1. P. 51.
4. Mazalov L.N., Voytuk A.A., Kravtsova E.A. // *Zhurn. Strukt. Khim.* 1981. Vol. 22, N 2. P. 169.

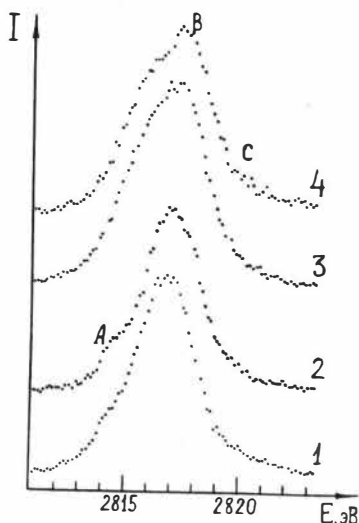


Fig. 3. X-ray  $\text{ClK}\beta$ -spectra of (1) -  $\text{PdCl}_2 \cdot 2(\text{C}_6\text{H}_{13})_2\text{S}$  and (2) - its 0.5 M solution in  $\text{C}_6\text{H}_6$ ; (3) -  $[\text{PdCl}_2 \cdot (\text{C}_6\text{H}_{13})_2\text{S}]_2$  and (4) - its 0.5 M solution in  $\text{C}_6\text{H}_6$



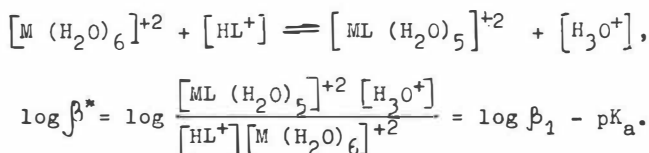
Elżbieta Bezak-Mazur, Institute of Chemistry, Pedagogical University, 25-020 Kielce, Poland

On the basis of the individual partition coefficient values the new way of extraction constant determination has been proposed. The extraction constant is proposed to be calculated from the following equation:

$$K'_{ex} = \frac{[H^+]^n}{[HL^+]^n} \sum_{n=0}^N \left\{ \frac{\beta_n [L]^n}{1 + \sum_{n=1}^N \beta_n [L]^n} P_n \right\},$$

where  $[H^+]$  = free ligand concentration;  
 $[HL^+]$  = concentration of protonated form of the ligand;  
 $\beta_n$  = stability constant of the  $n$ -th successive complex;  
 $P_n$  = individual partition coefficient for the  $n$ -th successive complex.

$K'_{ex}$  values were correlated with the softness and hardness of the extraction solvents measured by the  $\log \beta^*$  constant. This constant was defined as an equilibrium constant of the following substitution reaction:



It has been found that the highest values of the extraction constants are achieved for the extraction of those metal complexes of pyridine derivatives that are characterized by the highest  $\log \beta^*$  values (i.e. the softest complexes extracted with the softest extraction solvents, see Table)

$K'_{ex}$  and  $\log \beta^*$  values for the selected metal complexes

COMPLEX EXTRACTED	EXTRACTION SOLVENT	$\log \beta^*$	$K'_{ex}$
Cu(II)- 3-methylpyridine	acetylacetone	-3.78	$6.191 \pm 0.160$
Ni(II)- 3-methylpyridine	acetylacetone	-3.87	$0.214 \pm 0.012$
Co(II)- 3-methylpyridine	acetylacetone	-4.45	$4.402 \cdot 10^{-3} \pm 2.390 \cdot 10^{-4}$
Zn(II)- 3-methylpyridine	acetylacetone	-4.85	$7.265 \cdot 10^{-3} \pm 9.900 \cdot 10^{-4}$

V.V.Bagreev, Yu.A.Zolotov, C.Fischer, L.M.Kardivarenko, S.O.Popov,  
Vernadsky Institute of Geochemistry and Analytical Chemistry,  
Academy of Sciences of the USSR, Moscow, USSR; Central Institute of  
Solid State Physics and Material Research, Academy of Sciences of  
DDR, Dresden, GDR

Simultaneous extraction of metals is of interest, especially in cases when one metal is present in micro quantities and the other in macroscopic amount. The extraction of the microelement is affected by the macroelement - it may be decrease (extraction suppression) or, conversely, increase (co-extraction). It is clear that the study of the mechanism and the quantitative description of metals extraction suppression in such difficult systems as the salts of tertiary high molecular weight amines and quaternary ammonium bases (QAB) requires the knowledge of the aggregation and dissociation processes of the organic phase components. One of the most effective approaches, making it possible to solve this problem, can lie in measuring the conductivity, the IR and NMR spectra of extracts.

$^1\text{H}$  and  $^{13}\text{C}$  NMR was used to investigate the structure of ion pairs formed by alkylammonium cation and metal-containing anions in organic solvents. It has been shown that the cation-anion distance in the investigated compounds increases with growth of the n-alkyl chain of the alkylammonium cations. Some experimental results with trioctylmethyl (TOMA), trioctylethyl (TOEA), trioctylpropyl (TOPA), trioctylbutyl (TOBA) and tetraoctylammonium (TeOA) salts are summed in Table 1. The NMR investigations have shown that, for a given geometry of ionic associates, not more than two trioctylalkylammonium cations can be easily positioned in the vicinity of the metal-containing anion. The insertion of a third and subsequent cations is geometrically impossible.

The occurrence and conditions of formation of various extractable complexes in the systems with tri-n-octylammonium chloride (TOAHCl) were also investigated by means of loading experiments, IR spectroscopic investigations and measurements of the conductivity of the metal bearing extracts of various compositions, including the N-deuterated compounds. Besides the well-known 1:1 and 2:1 complexes, complexes with a stoichiometric ratio  $\text{TOA}:\text{M}=3$  were found. Their cations contain the groups  $(\text{TOAH} \dots \text{Cl} \dots \text{HTOA})^+$  and  $\text{TOAH}^+$ . The specific conductivity data  $\kappa$  and the wave numbers of the  $\nu_{\text{NH}}$  and  $\nu_{\text{ND}}$  absorptions of the metal-containing extracts are given in Table 2.

**Table 1.** Cation-anion distances (nm) in ion pairs formed by tri-octylalkylammonium cations with lanthanide pentanitrates and pentachlorides in benzene and nitrobenzene

QAB cation	Benzene		Nitrobenzene	
	Chloride system	Nitrate system	Chloride system	Nitrate system
TOMA	-	-	73	78
TOEA	84	91	77	81
TOPA	88	106	78	81
TOBA	-	108	78	82
TeOA	-	-	78	82

**Table 2.** Specific conductivity data  $\kappa$  and wave numbers ( $\text{cm}^{-1}$ ) of the  $\nu_{\text{NH}}$  and  $\nu_{\text{ND}}$  absorptions (Metal concentration: 0.1 M; diluent: benzene)

Complexes		$\nu_{\text{NH}}$	$\nu_{\text{NH}}/\nu_{\text{ND}}$	$\kappa \cdot 10^{-5} \Omega^{-1} \text{cm}^{-1}$
TOAHFeCl <sub>4</sub>	1:1	3122	1.34	2.75
TOAHGaCl <sub>4</sub>	1:1	3122	-	2.71
TOAHSbCl <sub>6</sub>	1:1	3155	1.34	2.34
TOAHInCl <sub>4</sub>	1:1	3107	-	2.26
TOAHSnCl <sub>3</sub>	1:1	3030	1.33	2.18
TOAHSnCl <sub>5</sub>	1:1	3120	1.34	1.23
TOAHCuCl <sub>3</sub>	1:1	3015	1.33	1.84
TOAHZnCl <sub>3</sub>	1:1	2790	1.28	0.034
TOAHSbCl <sub>4</sub>	1:1	2735, 2785	1.28	0.0082
(TOAH · Cl · HTOA)SnCl <sub>3</sub>	2:1	2613	1.28	7.18
(TOAH · Cl · HTOA)InCl <sub>4</sub>	2:1	2606	1.28	6.06
(TOAH · Cl · HTOA)FeCl <sub>4</sub>	2:1	2611	1.28	6.02
(TOAH · Cl · HTOA)GaCl <sub>4</sub>	2:1	2611	-	5.89
(TOAH · Cl · HTOA)SbCl <sub>6</sub>	2:1	2610	1.28	5.72
(TOAH · Cl · HTOA)SbCl <sub>4</sub>	2:1	2610	1.27	2.08
(TOAH) <sub>2</sub> SnCl <sub>6</sub>	2:1	3069	1.34	0.128
(TOAH) <sub>2</sub> CuCl <sub>4</sub>	2:1	2800	1.28	1.54
(TOAH) <sub>2</sub> ZnCl <sub>4</sub>	2:1	2790	1.28	0.089
(TOAH) <sub>2</sub> CoCl <sub>4</sub>	2:1	2790	1.28	0.062
(TOAH · Cl · HTOA)TOAHCuCl <sub>4</sub>	3:1	2615, 2790	1.28	2.14
(TOAH · Cl · HTOA)TOAHZnCl <sub>4</sub>	3:1	2615, 2790	1.28	1.85
(TOAH · Cl · HTOA)TOAHCoCl <sub>4</sub>	3:1	2615, 2790	1.28	1.72
(TOAH · Cl · HTOA)TOAHSnCl <sub>6</sub>	3:1	2615, 2790		1.36

With the help of the aggregation and dissociation common model [1] and the Fuoss-Onsager theory [2] we have calculated the dissociation constants for various trioctylalkyl and trioctylammonium species in benzene and nitrobenzene. The data obtained are listed in Table 3. It has been found that dissociation constants of simple and metal-containing alkylammonium compounds differ between one another in chloride systems to a much higher extent than in a nitrate systems.

**Table 3.** Dissociation constants for QAB compounds in benzene and nitrobenzene

Complexes	Benzene	Nitrobenzene
TOMANO <sub>3</sub>	$(5.9 \pm 1.3) \cdot 10^{-5}$	$(3.2 \pm 0.5) \cdot 10^{-2}$
(TOMA) <sub>2</sub> Er(NO <sub>3</sub> ) <sub>5</sub>	$(7.0 \pm 1.9) \cdot 10^{-4}$	$(8.4 \pm 2.7) \cdot 10^{-2}$
(TOMA) <sub>2</sub> Th(NO <sub>3</sub> ) <sub>6</sub>	$(9.9 \pm 1.9) \cdot 10^{-6}$	$(6.3 \pm 3.1) \cdot 10^{-3}$
TOMACl	$(4.9 \pm 1.5) \cdot 10^{-7}$	$(3 \pm 1) \cdot 10^{-4}$
TOMAFcCl <sub>4</sub>	$(22.6 \pm 4.7) \cdot 10^{-3}$	$(1.22 \pm 0.33) \cdot 10^{-1}$
(TOMA) <sub>2</sub> ErCl <sub>5</sub>	$(10.4 \pm 4.3) \cdot 10^{-3}$	$(9.9 \pm 2.7) \cdot 10^{-2}$
(TOMA) <sub>2</sub> ThCl <sub>6</sub>	$(8.1 \pm 1.2) \cdot 10^{-3}$	$(4.4 \pm 0.3) \cdot 10^{-2}$
TOPABr	-	$(1.5 \pm 0.5) \cdot 10^{-3}$
TOPAFcCl <sub>4</sub>	-	$(3.8 \pm 0.2) \cdot 10^{-1}$
(TOPA) <sub>2</sub> ZnCl <sub>4</sub>	-	$(3.0 \pm 0.3) \cdot 10^{-3}$
TeOABr	-	$(9.92 \pm 0.12) \cdot 10^{-3}$
TeOAFcCl <sub>4</sub>	-	$(8 \pm 5) \cdot 10^{-3}$
TeOAlnCl <sub>4</sub>	-	$(9 \pm 2) \cdot 10^{-3}$
(TeOA) <sub>2</sub> ZnCl <sub>4</sub>	-	$(4 \pm 3) \cdot 10^{-3}$

Generally, the character of the influence of all factors on the behaviour of the microelement in the presence of the macroelement during the extraction by amine and QAB salts can be analysed by application of the following equation:

$$S = \frac{(\bar{R}_4NB)_1^{n_1} (1 - \beta C_{A1,2}) [1 + K_M (\bar{R}_4N^+)_1^{-1} + K_A (1 - \beta C_{A1,1})^{-1} (\bar{R}_4N^+)_1 + (\bar{B}^-)_1]^{-1}}{(\bar{R}_4NB)_2^{n_2} (1 - \beta C_{A1,1}) [1 + K_M (\bar{R}_4N^+)_2^{-1} + K_A (1 - \beta C_{A1,2})^{-1} (\bar{R}_4N^+)_2 + (\bar{B}^-)_2]^{-1}}, \quad (1)$$

where  $\beta$  is the stepwise solvation constant,  $K_A$  is the dissociation constant of the extractant,  $K_M$  and  $K_M$ , are the dissociation constants of the metal-containing compound of micro and macroelements in the organic phase,  $S$  is the extent of extraction suppression,  $n_1$  and  $n_2$  are the stoichiometry coefficients for micro and macroelement extraction,  $C_{A1}$  is the concentration of the monomeric alkylammonium species present in the solution,  $C_A$  is the analytical concentration of the al-

alkylammonium salt,  $[\bar{R}_4NB]$  is the concentration of the free extractant in the organic phase,  $[\bar{R}_4N^+]$  is the concentration of the "common" alkylammonium cations,  $C_M$  and  $C_{M'}$  are the concentrations of the micro and macroelement in the organic phase. In equation (1) the values  $[\bar{R}_4N^+] + [B^-] = (K_A [\bar{R}_4NB] + [\bar{R}_4N^+]^2) / (K_A [\bar{R}_4NB] / [\bar{R}_4N^+])$ , and  $[\bar{R}_4N^+]$  can be calculated from equation

$$[\bar{R}_4N^+] = (K_M C_M + K_A C_A - h_2 K_A C_M)^{1/2} \quad (2)$$

The value of  $C_{A1}$  in equation (1) was determined from the following relationship:

$$C_{A1}^2 \beta^2 (C_A - C_{M'}) - C_{A1} (1 + 2\beta C_A - 3\beta C_{M'}) + C_A - 2C_{M'} = 0 \quad (3)$$

Analysis of equation (1) has shown that, in accordance with the previously studied regularities of the extraction suppression of microelements, the degree of this suppression increases with increasing alkylammonium "common ion" concentration and with increasing macroelement concentration and its dissociation constant in the organic phase.

Equation (2) allows us to draw a very important conclusion on the possibility of the "common ion" mechanism existence itself in a concrete extraction system. If expression  $K_M - K_A h_2$  in equation (2) is less than or equal to zero, an increase in the macroelement concentration in the organic phase will not lead to the growth of the concentration of alkylammonium cations. Therefore, neither will there exist any precondition for the "common ion" mechanism to be actualised.

#### References

1. Zolotov Yu.A., Bagreev V.V., Popov S.O. // Proc. of the Int. Solvent Extraction Conference, ISEC'83. Denver, Colorado, USA, 1983. P. 428.
2. Marcus Y., Kertes A.S. Ion exchange and solvent extraction of metal complexes. Bristol: Wiley-Interscience, 1969.

V.G.Torgov, I.V.Nikolayeva, M.K.Drozdova, Institute of Inorganic Chemistry of the Siberian Branch of the USSR Academy of Sciences, Novosibirsk 630090, USSR

The principle of linearity of the free energy changes when applied to extraction processes implies the same sequence of the relative extractive power of the extractants with the change of both the compound being extracted and the diluent [1]. However, in the extraction of acids with trialkylphosphine oxide and heterocyclic N-oxides the systems studied by us showed deviations from this principle [2,3].

The extraction of the following acids (HA):  $\text{CH}_3\text{COOH}$  - a weak acid,  $\text{HNO}_3$  - a medium-strength acid, and  $\text{HClO}_4$  - a strong acid, with two extractants (L) - triisooamylphosphine oxide (TAPO) and 2-nonylpyridine N-oxide (2-NPO), in a series of diluents of different solvating power ( $n\text{-C}_7\text{H}_{16}$ ,  $\text{CCl}_4$ ,  $\text{C}_6\text{H}_6$ ,  $\text{CHCl}_3$ ,  $1,2\text{-C}_2\text{H}_4\text{Cl}_2$ ) was studied. The choice of these two extractants was determined by the inversion in their relative basicities in the case of H-bonding ( $\Delta V_{\text{OH}}(\text{H}_2\text{O})$  - 240 and  $224 \text{ cm}^{-1}$  for TAPO and 2-NPO, respectively) and in protonation ( $\text{pK}_a = -0.5$  and  $+1.2$  for TAPO and 2-NPO, respectively).

Stoichiometry and the extraction constants. Using extract dilution and saturation methods and IR spectroscopy of the extracts the composition of the extracted complexes HA:L was established. It was 1:1 for  $\text{HNO}_3$ , 1:1 and 2:1 for  $\text{CH}_3\text{COOH}$ , 1:2 and 1:1 in the case of  $\text{HClO}_4$ . The extraction constants were calculated taking into account  $\beta$  and  $\beta_L$  (Tables 1,2). The deviations of the obtained data from the values calculated on a computer for the systems with  $\text{HClO}_4$  ( $\sigma$ ) did not exceed the experimental error.

Table 1. Extraction constants of 1:1 complexes for  $\text{CH}_3\text{COOH}$  and  $\text{HNO}_3$

Solvent	$\lg \bar{K}_{1,1}$			
	L· $\text{CH}_3\text{COOH}$		L· $\text{HNO}_3$	
	2-NPO	TAPO	2-NPO	TAPO
$n\text{-C}_7\text{H}_{16}$		$1.15 \pm 0.06$	$-0.31 \pm 0.03$	$1.02 \pm 0.02$
$\text{CCl}_4$	$0.20 \pm 0.04$	$0.89 \pm 0.02$	$-0.22 \pm 0.01$	$0.62 \pm 0.02$
$\text{C}_6\text{H}_6$			$0.76 \pm 0.03$	$1.12 \pm 0.02$
$\text{CHCl}_3$	$0.30 \pm 0.04$	$0.43 \pm 0.05$	$0.60 \pm 0.10$	$-0.07 \pm 0.02$
$1,2\text{-C}_2\text{H}_4\text{Cl}_2$	$0.45 \pm 0.02$	$0.79 \pm 0.03$	$1.40 \pm 0.06$	$1.12 \pm 0.04$

The dependence of the extraction constants on the solvating properties of the diluent is not an unambiguous one since it reflects the interaction characteristics of the diluent with the extractant and the complex. The sequence of the efficiencies of the diluents in

extraction of acids differs from one studied acid to another and for a particular acid differs for 2-NPO and TAPO. In the extraction of  $\text{CH}_3\text{COOH}$ , TAPO is a better extractant than 2-NPO in all of the diluents according to their basicity in H-bonding. On the contrary, in the case

Table 2. The extraction constants of 1:2 and 1:1 complexes for  $\text{HClO}_4$

Solvent	TAPO			2-NPO		
	$\lg \bar{K}_{1,2}$	$\lg \bar{K}_{1,1}$	$\sigma$	$\lg \bar{K}_{1,2}$	$\lg \bar{K}_{1,1}$	$\sigma$
$\text{CCl}_4$	$2.58 \pm 0.04$		0.105			
$\text{C}_6\text{H}_6$	$2.98 \pm 0.02$	$-0.60 \pm 0.04$	0.032	$3.38 \pm 0.02$	$0.98 \pm 0.02$	0.038
$\text{CHCl}_3$	$0.64 \pm 0.03$	$-1.97 \pm 0.10$	0.086	$2.17 \pm 0.03$	$-0.23 \pm 0.05$	0.045
$1,2\text{-C}_2\text{H}_4\text{Cl}_2$	$3.68 \pm 0.06$	$-0.57 \pm 0.06$	0.11	$4.11 \pm 0.05$	$0.75 \pm 0.08$	0.13

of  $\text{HClO}_4$ , 2-NPO has higher  $\bar{K}_{1,1}$  and  $\bar{K}_{1,2}$  values than TAPO (Table 1,2) according to their basicities in protonation. For  $\text{HNO}_3$  there is inversion of the relative extractive powers of 2-NPO and TAPO with the change of the solvent: TAPO > 2-NPO in weakly solvating ( $n\text{-C}_7\text{H}_{16}$ ,  $\text{CCl}_4$ ,  $\text{C}_6\text{H}_6$ ) and 2-NPO > TAPO in strongly solvating ( $\text{CHCl}_3$  and  $1,2\text{-C}_2\text{H}_4\text{Cl}_2$ ) diluents.

The state of the extracted complexes in the diluents. The state of the extracted complexes in different systems was established by analyzing UV and IR spectra of the extracts (Table 3). The absorption

Table 3. Characteristics of the IR spectra of extracts with L·HA  
L· $\text{CH}_3\text{COOH}$

L	Solvent	$\nu(\text{C}=\text{O})$	$\nu(\text{X}=\text{O})$	$\nu(\text{OH})$ bonded		
TAPO	$\text{CCl}_4, \text{CHCl}_3, 1,2\text{-C}_2\text{H}_4\text{Cl}_2$	1710-1715	1140	1900, 2500, 2600, 2750		
2-NPO	$\text{CCl}_4, \text{CHCl}_3, 1,2\text{-C}_2\text{H}_4\text{Cl}_2$	1710-1715	1220	1900, 2500, 2600, 2750		
L· $\text{HNO}_3$						
L	Solvent	$\nu_{\text{sym}}^{\text{NO}_2}$	$\nu_{\text{asym}}^{\text{NO}_2}$	$\nu_3(\text{NO}_3^-)$	$\nu(\text{OH}^+)$	$\nu(\text{OH})$ bonded
TAPO	$\text{CCl}_4, \text{CHCl}_3$	1300	1650			1800, 2250, 2430
2-NPO	$\text{CCl}_4$	1300	1670			
2-NPO	$\text{C}_6\text{H}_6, \text{CHCl}_3$			1250, 1470	2300, 2500	
L· $\text{HClO}_4$						
L	Solvent	$\nu(\text{X}=\text{O})$	$\nu(\text{ClO}_4^-)$	$\nu(\text{OH}^+)$		
TAPO	$\text{C}_6\text{H}_6, \text{CHCl}_3, 1,2\text{-C}_2\text{H}_4\text{Cl}_2$	1140	1140, 630	2300, 2750		
2-NPO	$\text{C}_6\text{H}_6, \text{CHCl}_3, 1,2\text{-C}_2\text{H}_4\text{Cl}_2$	1125-1135	1125-1135, 630	2600-2670		

bands present in the IR spectra of the extracts of  $\text{CH}_3\text{COOH}$  with TAPO and 2-NPO in all of the studied diluents in the region from 1100 to 3000  $\text{cm}^{-1}$  indicate the formation of a molecular complex with H-bonding [4] there are the absorption bands of the carbonyl group at

1710-1715  $\text{cm}^{-1}$  and the bands of the bound OH group of the acid near 1900, 2500, 2600, and 2750  $\text{cm}^{-1}$ . The shape and the intensity of the UV-spectra of the extracts with 2-NPO confirms that the complex of 2-NPO with  $\text{CH}_3\text{COOH}$  exist as a molecular complex with H-bonding ( $\lambda_{\text{max}} = 262\text{-}269 \text{ nm}$ ,  $\epsilon = 1 \cdot 10^4$ ) The IR spectra of the extracts with  $\text{HNO}_3$  fall into two groups. The extracts with TAPO in all of the solvents and with 2-NPO in  $\text{CCl}_4$  show absorption bands of symmetrical and asymmetrical vibrations of the  $\text{NO}_2$  group at 1300 and 1650-1670  $\text{cm}^{-1}$  and of the bound OH-group of the acid at 1900 and in the region 2500-2700 $\text{cm}^{-1}$  which indicates the presence in these systems of molecular H-complexes [5]. To the second group belong the spectra of the extracts with 2-NPO in  $\text{C}_6\text{H}_6$  and  $\text{CHCl}_3$  which have the absorption bands of  $\text{NO}_3^-$  group at 1250 and 1490 $\text{cm}^{-1}$  and of a protonated  $\text{OH}^+$  group at 2300, 2500  $\text{cm}^{-1}$  characteristic of a hydrogen-bonded ionic pair [6]. The UV-spectra of the two groups of extracts with 2-NPO also differ substantially from each other confirming the existence of different forms of the complexes ( $\lambda_{\text{max}} = 262 \text{ nm}$ ,  $\epsilon = 1 \cdot 10^4$  for the extracts in  $n\text{-C}_7\text{H}_{16}$  and  $\text{CCl}_4$ , and, respectively, 270 nm,  $4 \cdot 10^3$  for the extracts in  $\text{CHCl}_3$  and 1,2- $\text{C}_2\text{H}_4\text{Cl}_2$ ). The systems with  $\text{HClO}_4$  form ion pairs in all of the solvents - there are absorption bands of the  $\text{ClO}_4^-$  ion at 630 and 1130  $\text{cm}^{-1}$  and of the  $\text{OH}^+$  group near 2600  $\text{cm}^{-1}$ . The UV spectra of the extracts with 2-NPO show absorption bands characteristic of protonated complexes ( $\lambda_{\text{max}} = 278 \text{ nm}$ ,  $\epsilon = 7.5 \cdot 10^3$ ).

The state of the complexes and the extractive power. Comparison of the extraction constants of the complexes in which the states of the complexes in the organic phase is taken into account gives the following regularities for the relative extractive power of 2-NPO and TAPO: TAPO > 2-NPO when extraction occurs in the form of molecular H-complexes which corresponds to the basicity of the extracts in H-bonding (the extraction of  $\text{CH}_3\text{COOH}$  in all of the solvents,  $\text{HNO}_3$  in  $\text{C}_7\text{H}_{16}$  and  $\text{CCl}_4$ ). 2-NPO > TAPO when protonated complexes are extracted, according to the basicity of L in protonation ( $\text{HNO}_3$  in  $\text{CHCl}_3$  and 1,2- $\text{C}_2\text{H}_4\text{Cl}_2$ ,  $\text{HClO}_4$  in all of the solvents). Thus the inversion takes place both with the change of the proton donor and with the change in the solvating properties of the solvent occurring as a result of different solvation of the starting and end products of the reaction.

Estimation of the solvation effects. Isolation of the solvation effects was based on calculating the free energies of transfer of various forms (i) from a standard diluent to a particular one ( $\Delta G_{\text{tran}}^i = 2.3 \text{ RT } \lg \frac{f_i}{(f_i)_{\text{stan}}}$  [7], in our case L and L·HA were transferred from  $\text{CCl}_4$  (Table 4). For all of the extractants and complexes the highest transfer energies are those to  $\text{CHCl}_3$  which appears to be due to the ability of this solvent to a specific in-



teraction - hydrogen bonding although in solvating properties 1,2-C<sub>2</sub>H<sub>4</sub>Cl<sub>2</sub> is superior to CHCl<sub>3</sub> (E<sub>T</sub> = 175.4 kJ/mol and 163.7kJ/mol for 1,2-C<sub>2</sub>H<sub>4</sub>Cl<sub>2</sub> and CHCl<sub>3</sub>, respectively). The value of ΔG<sub>tran</sub> for TAPO in CHCl<sub>3</sub> is noticeably higher than for 2-NPO according to the greater basicity of TAPO in H-bonding. The transfer energies of com-

Table 4. The energies of transfer for L and L·HA

Solvent	2-NPO	TAPO	L·CH <sub>3</sub> COOH		L·HNO <sub>3</sub>	
			2-NPO	TAPO	2-NPO	TAPO
n-C <sub>7</sub> H <sub>16</sub>	6.7	7.1		5.1	7.2	4.8
C <sub>6</sub> H <sub>6</sub>	-1.4	-0.5			-7.0	-3.3
CHCl <sub>3</sub>	-8.8	-11.9	-9.6	-9.5	-13.8	-7.9
1,2-C <sub>2</sub> H <sub>4</sub> Cl <sub>2</sub>	-3.5	-5.4	-4.9	-4.8	-13.2	-8.1

plexes with CH<sub>3</sub>COOH are close to each other for 2-NPO and TAPO which is consistent with the similarity of their forms. In the case of HNO<sub>3</sub> the values of ΔG<sub>tran</sub> are considerably higher

for complexes with 2-NPO than with TAPO which is due to the increased contribution from the solvation of the protonated species compared with the molecular form in the case of TAPO.

Thus on the basis of all of the data it can be concluded that the most important factor when comparing the extraction of acids with TAPO and 2-NPO is the form in which the extracted complex exist ( a molecular H-complex or an ion pair ). For strong and weak acids the state of the complex is determined by the nature of the acid (HClO<sub>4</sub> and CH<sub>3</sub>COOH) and is independent of the solvent. For medium strength acids (HNO<sub>3</sub>) the form of the complexes is determined by solvating properties of the solvent and the inversion of the relative extractive power occurs with the change of the diluent. The fact that the molecular H-complex may change to an ion pair with the strengthening solvating properties of the solvent for the complex with 2-NPO ( and the absence of the latter form in complexes with TAPO) is probably associated with the features of the electronic structure of the heterocyclic aromatic N-oxide. In contrast to alkylphosphine oxides the unshared electron pair of the oxygen atom in 2-NPO is involved in the mobile π- system belonging to the whole molecule and the interaction of HNO<sub>3</sub> with 2-NPO changes, therefore, the charge state not only of the donor atom but also of the atoms of the heterocycle.

#### References

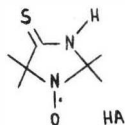
1. Shmidt V.S.//Uspekhi Khim. 1978. V. 47, 10. P. 1730.
2. Drozdova M.K., Torgov V.G., Larionova Z.A. et al.//Zh.Neorg.Khim. 1985.V. 30, 2, P. 453.
3. Torgov V.G., Nikolayeva I.V., Drozdova M.K.//Izv. SO AN SSSR. Ser. Khim. Nauk, 1987, 1. P. 64.
4. Golubev N.S et al. // Vodorodnaya svjaz. M.:Nauka, 1981. P. 222.
5. Pushlenkov M.F. et al.//Zh. Struk.Khim. 1961. V.2, N 6. P. 682.
6. Vdovenko V.M. et al.//Radiokhimiya. 1964. V.6, N 1. P. 49.
7. Mikhailov V.A., Shatskaya S.S., Bogdanova D.D., Torgov V.G.//Izv. SO AN SSSR. Ser.Khim.Nauk. 1976, 3. P. 34

M.V.Evstiferov, N.G.Vanifatova, O.M.Petrukhin, A.I.Kokorin,  
 L.B.Volodarsky, Yu.A.Zolotov, Vernadsky Institute of Geochemistry  
 and Analytical Chemistry, Academy of Sciences of the USSR, Moscow, USSR

Determining the stoichiometry of an extraction reaction is necessary for studying the process chemistry. This is mostly done using techniques based on the law of mass action, chemical analysis data on extracts, etc. Physico-chemical and physical techniques including ESR are very important means of determining the composition and properties of extracted species. The principal limitation of ESR is the possibility to study compounds with paramagnetic central atoms only. The introduction of a spin label into molecules of extractants extends the range of elements can be learned by this method. The use of paramagnetic reagents enables employing ESR in studies of extraction and complexation of diamagnetic ions.

An ESR spectrum of a paramagnetic compound contains information on the structure and properties of the central atom, the organic part of the complex, and the complex as a whole. Analyzing ESR spectra enables one to determine the number of coordinated ligands, the type of coordination, the inner coordination sphere structure, and relative mobilities of molecular fragments. In this work the ESR technique have been used to study two extraction systems.

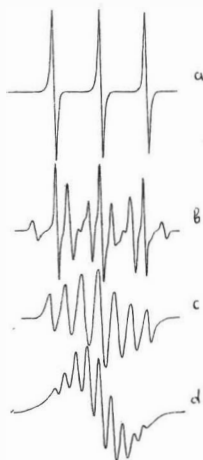
1. In the extraction of palladium by 2,2,5,5-tetramethyl-4-thioxo-3-imidazolidine-1-oxyl (HA), the reagent acts as both a monodentate sulphur-containing ligand and a bidentate chelating S,N-type agent. Extracts contain  $\text{Pd}(\text{HA})_2\text{Cl}_2$ ,  $\text{Pd}(\text{HA})_2\text{Cl}_3$ ,  $\text{PdA}_2$ , and  $\text{Pd}_2\text{A}_4$ . Relative complex concentrations are determined by the extraction conditions. Extracts for ESR



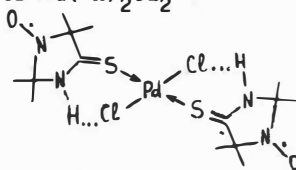
studying prepared under specially chosen conditions when one of the complexes predominated in the organic phase.  $\text{Pd}(\text{HA})_2\text{Cl}_2$  was found to be the major species extracted from hydrochloric acid solutions with  $\text{Pd}:\text{HA}=1:2$  ratio. With  $\text{Pd}:\text{HA}$  1:2 ratios,  $\text{Pd}(\text{HA})_3\text{Cl}_2$  was also extracted. From neutral and alkaline solutions,  $\text{Pd}_2\text{A}_4$  was extracted into the organic phase. This species also extracts from acidic solutions. The concentration region of extracting  $\text{Pd}_2\text{A}_4$  is limited by the value of  $1 \cdot 10^{-5}$  M. At lower concentrations, ESR spectra of freshly prepared extracts were indicative of the biradical  $\text{PdA}_2$  formation. In the course of time  $\text{PdA}_2$  produces more stable thermodynamically  $\text{Pd}_2\text{A}_4$  dimer.

The ESR spectrum of  $\text{Pd}(\text{HA})_2\text{Cl}_2$  represents a multiplet characteristic of biradicals (Fig. 1b). This is indicative of two reagent molecules being coordinated to the central atom. The temperature dependence of the exchange integral,  $|J/a|$ , shows  $\text{Pd}(\text{HA})_2\text{Cl}_2$  to exist in at

least two exchange conformations with fast interconversions between them. The energy of  $\text{Pd}(\text{HA})_2\text{Cl}_2$  conformational transitions calculated from the temperature dependence corresponds to vibrations or hindered rotations of molecular fragments with respect to each other. It is equal to  $3.0 \pm 0.5$  and  $2.8 \pm 0.9$  kJ/mol for solutions of  $\text{Pd}(\text{HA})_2\text{Cl}_2$  in chloroform and toluene, respectively. The data obtained well fit the suggestion that the complex is a coordination-solvation compound where rotation of ligand radicals is hindered by intramolecular H-bonds formation. A monodentate sulphur-coordination of HA to palladium and the presence of  $\text{NH}\dots\text{Cl}$  bonds also follow from electronic and IR spectroscopy data. The distance between the biradical O-N fragments was determined from the second ESR spectrum central moment value obtained for a polycrystalline toluene solution of the complex at 77 K. This value of  $(10.6 \pm 0.4) \cdot 10^{-8}$  m is a direct proof of a monomeric structure of  $\text{Pd}(\text{HA})_2\text{Cl}_2$



**Fig. 1.** The ESR spectra of HA(a),  $\text{Pd}(\text{HA})_2\text{Cl}_2$ (b),  $\text{Pd}(\text{HA})_3\text{Cl}_2$ (c),  $\text{Pd}_2\text{A}_4$ (d) in chloroform

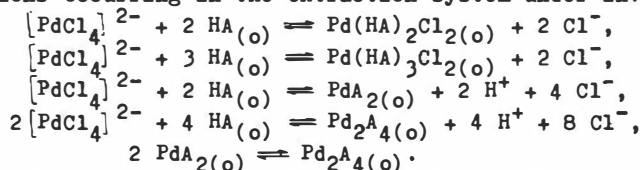


The ESR spectrum of  $\text{Pd}(\text{HA})_3\text{Cl}_2$  is a septet (Fig. 1c) with a component intensity ratio close to 1:3:6:7:6:3:1 which is an unambiguous evidence of the formation of a triradical complex with equivalent O-N fragments. The independence of the spectrum shape on temperature in the range of 287 to 314 K, the positions and intensities of all the spectrum components enables a suggestion to be drawn that the spectrum corresponds to an individual conformation with a strong exchange,  $|J/a| \gg 1$ . The calculated distance between the O-N fragments of  $(10.1 \pm 0.4) \cdot 10^{-8}$  m, the equivalence of the nitrogen atoms, and also the presence of a broad  $\nu_{\text{NH}}$  band in the IR spectrum of the compound make it possible to conclude that the coordination polyhedron of  $\text{Pd}(\text{HA})_3\text{Cl}_2$  is a trigonal bipyramid with chlorine atoms in the axial positions.

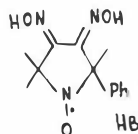
The ESR spectrum of  $\text{Pd}_2\text{A}_4$  (Fig. 1d) consists of nine lines with a 1:3:7:14:20:14:7:3:1 intensity ratio close to the theoretical one for a tetraradical with equivalent Nitrogen atoms and a strong spin-exchange interaction in the absence of alternate broadening of exchange components. An exchange-narrowed nature of the spectrum of a poly-

crystalline toluene solution of  $\text{Pd}_2\text{A}_4$  at 77 K substantiates that  $|J/a| > 300$ . The independence of the ESR spectrum of both solvent and temperature in the range of 287 to 333 K is indicative of the presence of  $\text{Pd}_2\text{A}_4$  as a single conformer, that is of geometrical rigidity of the complex molecular structure. This observation suggests a bidentate S,N-coordination of HA to palladium with the chelate formation. The structure of the inner coordination sphere in  $\text{Pd}_2\text{A}_4$  deduced from ESR evidence is in a complete agreement with electronic and IR spectroscopy data, vapour phase osmometry measurements, the results of X-ray structure studies and elemental analyses data.

The results obtained have been used to suggest a scheme of reactions occurring in the extraction system under investigation:



2. Synergetic extraction by mixtures of chelating agents and neutral basic reagents is widely used to isolate metals. The efficiency of extraction is then determined by the formation, stability constant, and other properties of mixed-ligand complexes. The possibility of using ESR to study such systems has been demonstrated for the extraction of nickel(II) by 2,2,5-trimethyl-5-phenyl-3,4-dioximepyrrolidine-1-oxyl (HB) in the presence of pyridine. The ESR spectra of  $\text{NiB}_2$ ,  $\text{NiB}_2\text{Py}$ , and  $\text{NiB}_2\text{Py}_2$  are shown in Fig.2. The spectroscopic differences of these species has enabled us to establish the fact of the adductformation, determine the predominant form of metal occurrence in extracts, and study the kinetics of process.



The ESR spectrum of a polycrystalline toluene  $\text{NiB}_2$  solution was used to determine information about its structure and spin-exchange interactions. The dipole-dipole interaction,  $D=1600 \text{ A/m}$ , and exchange integral,  $J=+6400 \text{ A/m}$ , were determined. Also, the mutual orientation of the O-N fragments and the distance between the radical centres,  $r=(11.2 \pm 0.2) \cdot 10^{-8} \text{ m}$ , were found from the spectrum. The data obtained are indicative of a planar structure of the  $\text{NiN}_4$  coordination polyhedron of  $\text{NiB}_2$  in solutions and an effective spin density conductivity of low-spin Ni ions. The formation of adducts causes a decrease in  $|J|$  and promotes Ni to the high-spin state. The coordination polyhedron changes in line with from a  $\text{NiN}_4$  square in  $\text{NiB}_2$  to a tetragonal pyramid  $\text{NiN}_5$  in  $\text{NiB}_2\text{Py}$  and a tetragonal bipyramid  $\text{NiN}_6$  in  $\text{NiB}_2\text{Py}_2$ . A comparison of anisotropic spectra of  $\text{NiB}_2$  and the monoadduct shows mutual spatial orientations of radical fragments to be similar in these two compounds. The distance between paramagnetic centres calcu-

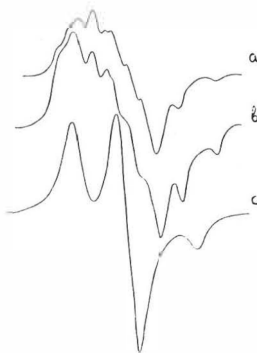
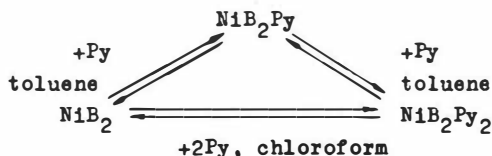


Fig.2. The ESR spectra of  $\text{NiB}_2$ (a),  $\text{NiB}_2\text{Py}$ (b),  $\text{NiB}_2\text{Py}_2$ (c) in toluene at 77 K

lated from these spectra corresponds to an increase in equatorial Ni-N bond lengths caused by the adduct formation, that is gives an indirect evidence of a decrease in bond covalency.

Solvent nature effects on the energy and kinetics of the adductformation are quite substantial. A step-wise formation of  $\text{NiB}_2$  adducts with Py is observed in toluene.

With chloroform as solvent, the bisadduct is formed immediately:



This can be the result of coordination of solvent molecules to  $\text{NiB}_2$  with the formation of outer-sphere complexes which has an antibonding effect on equatorial Ni-N bonds and favours the formation of axial adducts [1]. A step-wise adductformation is also observed in the interaction of  $\text{NiB}_2$  solutions in toluene with DMSO, 4-aminopyridine, triethylamine, and piperidine. Like pyridine these agents noticeably, weaken spin-exchange interactions between radical centres to a degree increasing with their basicity. This correlation between the exchange integral value and the  $\text{pK}_a$  value of a base implies a change in covalency of in-plane  $\sigma$ -bonds.

Thus the ESR method can be as a tool for studying the complexation of both diamagnetic and paramagnetic metal ions with spin-labeled reagents in extraction and other systems provided there are exchange interactions between paramagnetic centres.

#### Reference

1. Nekipelov V.M., Zamaraev K.I. // Zh.Strukt.Khim. 1983. Vol.24. P.133.

BASICITY DETERMINATION FOR NEUTRAL PHOSPHORUS ORGANIC  
EXTRAGENTS BY NMR<sup>31</sup>P-METHOD IN TWO-PHASE SYSTEMS, AND  
QUANTITATIVE INTERRELATIONS OF ACIDO-BASIC EXTRACTIVE PROPERTIES

1-10

B.N.Laskorin, V.V.Yakshin, N.M.Mesherjakov, V.G.Yagodin, All-Union  
Research Institute of Chemical Technology, State Committee on  
Utilization of Atomic Energy, Moscow, USSR

There are numerous correlations known that associate acidobasic properties of extragents with reactivity in the processes of acids and metal salts recovery, which can be used for the most effective extragent structure selection. Still, all known methods for extragent basicity determination concern aqueous solutions or organic media with a high molarity. At the same time, for aliphatic and aromatic hydrocarbons, which are mostly used as diluents in extraction processes, the basicity of extragents is not known.

In order to determine basicity of the neutral phosphorus organic extragents of the type  $XYZP=O$  ( $XYZ=C_4H_9, C_8H_{17}, C_6H_5$ ) a method has been suggested. The method is based on the chemical shift alterations of phosphorus nuclei in a two-phase extraction system depending on acidity function  $H_0, H_A, H_{PO}$ .

It has been found that phosphine oxides and sulfuric acid form monosolvates and disolvates, too, in two-phase extraction systems, while phosphates, phosphinates and aromatic phosphine oxides form monosolvates only. After the analysis of the dependence  $\Delta\delta^{31}P$  on  $H_0$  function, the dissociation constants  $pK_{BH^+}, pK_{BH^{2+}}$  of the studied extragent series in dodecane, benzene, toluene, acetylene tetrachloride have been calculated.

Comparing values  $pK_{BH^+}$  with the basicity in nitromethane ( $pK_{BH^+}^{HM}$ ), with enthalpies of complex-formation with a charge transfer with a standard acid - iodine in heptane ( $\Delta H_{J_2}^e$ ), as well as with enthalpies of hydrogen complexes formation, with phenol ( $\Delta H_{C_6H_5OH}^O$ ), water ( $\Delta H_{H_2O}^O$ ), Kabachnik's constants ( $\Sigma\sigma^+$ ) and with  $lgK_{H_2SO_4}^{\bar{K}}$  and  $lgK_{UO_2SO_4}^{\bar{K}}$  one can find not only qualitative but quantitative interrelations between these values as well. And that can be used for evaluation and prediction of extractability of the type  $XYZP=O$  compounds in recovery processes of  $UO_2SO_4$  from aqueous sulfuric acid solutions.

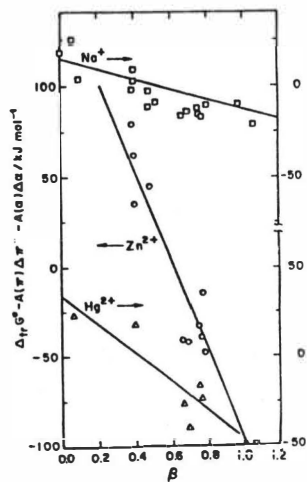
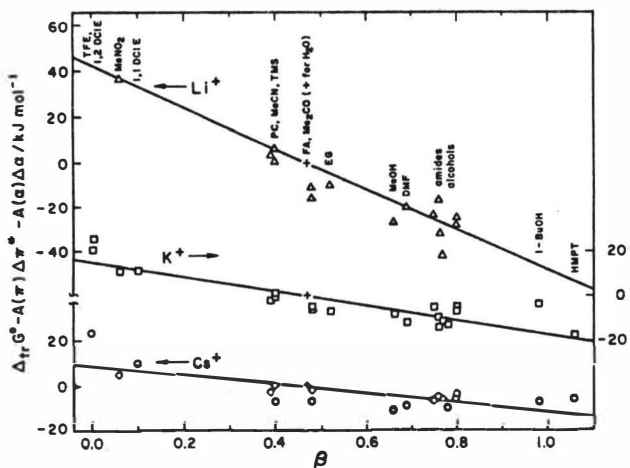
Y. Marcus, The Hebrew University of Jerusalem, Jerusalem, Israel

Solvent extraction of (metal) ions from aqueous solutions frequently involves at least quaternary systems, i.e., systems involving at least four components: water, the salt an ionic constituent of which is to be extracted, the extractant, and the organic diluent. In such systems the extractant reacts with the salt to form, e.g., a chelate of the metal ion to be removed from the aqueous solution, or separated from other metal ions. Often, however, a simpler ternary system can be employed, where the organic extractant and its diluent are one and the same compound. In such cases, a classic example being the ether extraction of uranyl nitrate from aqueous solutions [1], the extraction proceeds due to two effects. One is the occurrence of changes in the solvation of the ions on transfer from the aqueous environment to the organic environment. The other is the association of ions in the organic phase of low relative permittivity.

If the organic phase is predominantly non-aqueous, i.e., has a very low water content, and involves an organic solvent of appreciable ion solvating power, then an important (conceptual, but not necessarily kinetic) step in the overall scheme of the extraction reaction is the dehydration of the ions extracted. The considerable investment in Gibbs free energy that must be made by the system for the dehydration is returned, with a small margin of profit, by the ion association and resolution of the ions (and the ion pairs) by the organic solvent [2]. The theory of ion association is sufficiently well established, e.g., according to Bjerrum's original ideas as later substantiated and developed [3], but until recently there was no firm basis, on which to predict the solvating abilities of a given solvent for a given ion.

The hydration enthalpy and Gibbs free energy of ions were found to depend practically only on their charges and ionic radii in a well understood manner [4]. Hence instead of the quantities pertaining to the solvation of the ions, the Gibbs free energy and enthalpy of the transfer of the ions from water to nonaqueous solvents can give the desired information. Advances have been made in the understanding of the transfer energetics of ions into organic solvents, and the properties of the solvents and of the ions that are relevant to this process have been established [5,6,7]. A detailed analysis of this problem, involving the Gibbs free energy of the transfer of ions from water to organic solvents and the enthalpy changes involved has now been made [7]. According to this analysis it is possible to point out those features in a solvent that should enhance its abilities to extract an ion of given properties, or to separate ions of differing properties. It was found necessary in this respect to deal separately with small cations, small anions, and large, hydrophobic ions.

For small cations the most important solvent property is its ability to donate a pair of electrons for solvation, as measured by its Gutmann donor number [8] or its Taft-Kamlet solvatochromic parameter  $\beta$  [7]. Subsidiary solvent properties are its polarity and polarizability, measured by the solvatochromic  $\pi^*$ , and its self association (requiring more work to create a cavity for the ion), measured by its hydrogen bond donating ability, the solvatochromic  $\alpha$ . Multivariable regressions on transfer energetics data established



Figs. 1 and 2. Dependence of the transfer Gibbs free energies of  $\text{Li}^+$ ,  $\text{K}^+$ ,  $\text{Cs}^+$ ,  $\text{Na}^+$ ,  $\text{Zn}^{2+}$ , and  $\text{Hg}^{2+}$  on the  $\beta$ -parameter of various solvents



these solvent dependencies. Subtraction of the less important  $\pi^*$  and  $\alpha$  effects brings out the main effect of the  $\beta$  parameter, as shown in Figs. 1 and 2.

The relevant ion properties, for small cations, are mainly their electric field strength,  $z/r$ , and to a less important extent their volume,  $r^3$ , and their softness,  $\sigma$ . The latter parameter, however, plays a very important role when the solvent itself is soft, i.e., when it has a softness parameter  $\mu > 0.2$  [9]. Such a solvent favors strongly soft ions, such as  $\text{Ag}^+$ ,  $\text{Cu}^+$ ,  $\text{Hg}^{2+}$ , etc.

For small anions the most important solvent property is its acidity, measured by its Gutmann acceptor number or by its hydrogen bond donating ability solvatochromic parameter  $\alpha$ . Subsidiary solvent properties are its polarity/polarizability, measured by  $\pi^*$ , and its molar volume,  $V$ , that indicates how many solvent molecules can pack around the anion. The important ion properties are, again, its electric field strength,  $z/r$ , where  $z$  is taken algebraically, i.e., in the opposite sense to that for the cations, and to a lesser extent its softness  $\sigma$ , volume,  $r^3$ , and molar refraction,  $R_D$ .

For large, hydrophobic ions, such as the tetra-*n*-alkylammonium and tetraphenylarsonium cations and picrate and tetraphenylborate anions, the above dependencies do not hold, because of the hydrophobic interactions in the aqueous phase. For such ions the polarity/polarizability parameter  $\pi^*$  and the cohesive energy,  $\delta^2$  ( $\delta$  is the Hildebrand solubility parameter) are the pertinent solvent properties, and the volume of the ion (or its molar refraction) becomes its predominant property, besides the reciprocal of its radius,  $1/r$ , irrespective of the sign of the charge.

These dependencies of the standard Gibbs free energy and enthalpy of transfer of ions from water into nonaqueous solvents are readily rationalized in terms of the interactions that take place in the two environments. Cavity formation, dispersive interactions, ion-dipole interactions, hydrogen bond formation (with anions) and donation of electron pairs (for cations) are the main interactions that account fully for these dependencies. Once the coefficients  $A_{ij}$  in the expression

$$\Delta_{\text{tr}} G(\text{or } H)^{\circ}(\text{ion}, W \rightarrow S) = \sum_j \sum_i A_{ij} P_i [P_j(S) - P_j(W)]$$

where  $W$  is water,  $S$  is the organic solvent,  $P_i$  is the  $i$ -th property of the ion, and  $P_j$  is the  $j$ -th property of the solvent (or water) have been established, they can be used to predict transfers energetics. In particular, the infinite dilution Gibbs free energy of the transfer of an ion with known properties  $P_i$  (as described above) from water into a

solvent S with known properties  $P_j$  (as described above) can be estimated to a good approximation.

The distribution ratio of a salt, at infinite dilution, is then given by the exponent of  $1/RT$  times the sum of the  $\Delta_{tr}G^0$  of its ions, weighted by the appropriate stoichiometric coefficients.

Some examples of such predictions and their comparison with experimental results can be given. For example, the distribution ratio of  $CsI_3$  between nitrobenzene and water is about 7 and the predicted value is the same number, 7.4. For  $NaI_3$  the predicted value is 0.03, the experimental value is even lower. The predicted distribution ratio of tetrabutylammonium perchlorate between 1,2-dichloroethane and water is 16, that of the iodide is 0.45 and of the chloride it is  $10^{-5}$ , and this is, in fact the order of the extractabilities of these salts into this solvent. It must be borne in mind that in practical extraction systems at finite salt concentrations ion association plays at least as important a role as ion solvation [2], and that organic phases are seldom completely nonaqueous. Nevertheless, the above considerations permit some better-based selection of solvents for given ion extraction problems.

#### References

1. Pèligot E. // Ann. Chim. Phys. 1842. Vol. (3)5. P. 7.
2. Marcus Y. // Pure Appl. Chem. 1982. Vol. 54. P. 2327.
3. Justice J.-Cl. // J. Phys. Chem. 1975. Vol. 79. P. 454.
4. Marcus Y. // Pure Appl. Chem. 1987. Vol. 59. P. 1093.
5. Glikberg S. and Marcus Y. // J. Solution Chem. 1983. Vol. 12. P. 255.
6. Marcus Y. // J. Solution Chem. 1986. Vol. 15. P. 291.
7. Marcus Y., Kamlet M.J., and Taft R.W. // J. Phys. Chem., submitted, 1987.
8. Marcus Y. // J. Solution Chemistry. 1984. Vol. 13. P. 599.
9. Marcus Y. // J. Phys. Chem. 1987. Vol. 91. P. 4422.

J. Narbutt, Department of Radiochemistry, Institute of Nuclear Chemistry and Technology, Warsaw, Poland

The role of hydration phenomena in solvent extraction of metal complexes, especially in the partition step of the process, was discussed by numerous authors [1-8]. For further elucidation of the problem let us distinguish two different parts of a molecule of a metal complex with simple organic ligands: 1) hydrophilic centre composed of a central metal ion and electron donor atoms of coordinated ligands, and 2) hydrophobic residue composed of hydrocarbon groups of the ligands. It was shown that the hydrophilic centre of coordinatively unsaturated complexes (i.e. those in which the coordination number of the central metal ion is greater than the total number of donor atoms in all  $n$  ligands;  $CN > 2n$  for metal acetylacetonates) undergoes inner-sphere hydration in aqueous solutions [1,2]. The hydrocarbon residue of chelate solute causes water-structuring effects in its aqueous environment [4], called sometimes "hydrophobic hydration" [8]. The character of hydration of the hydrophilic centre in coordinatively saturated chelates ( $CN=2n$  for acetylacetonates) remained unexplained [3,7]. The author of this work, basing on a comparative analysis of thermodynamic functions of partition, presented a hypothesis that hydrogen bonds are formed between a chelate solute and water molecules from its aqueous environment, donor oxygen atoms of coordinated ligands being the centres of this "outer-sphere hydration" [6]. The original evidence for the hypothesis was rather scarce:

- large difference of about  $30 \text{ kJ mol}^{-1}$  [6] between the experimental standard free energy of partition of bis(acetylacetonato)beryllium(II) and the value calculated by using a semi-empirical model of solvent extraction [4], based on the theory of regular solutions and a relationship between aqueous solubility of hydrocarbons and their molar volume;
- similarity of thermodynamic characteristics of two processes: chelate transfer from organic to aqueous phase and solution in water of nonelectrolytes consisting of a functional group and a hydrocarbon residue, hydration of the functional group in aqueous solution being already evidenced;
- thermodynamic and spectral evidence for hydrogen bond formation between protic solvents (e.g. chloroform) and metal acetylacetonates in organic solutions.

Recently, new experimental results have been obtained in support of this hypothesis. These are: indirect spectral (NMR and IR) data and thermodynamic effects of replacing donor oxygen atoms for sulphur in

acetylacetonate ligands, detected in the functions of partition of the respective chelates.

Because of low aqueous solubility of metal chelates having large hydrophobic ligands, only a small fraction of water molecules in the solution forms hydrogen bonds to the solute molecules. The resulting spectral signals are thus very weak and overlapped by much stronger signals from bulk water molecules. Therefore, outer-sphere hydration can hardly be detected in such systems by the use of spectroscopic methods. In order to obtain spectral evidence for this kind of interactions, we had to use an indirect way, by studying benzene solutions of coordinatively saturated metal acetylacetonates, containing small amounts of water [9]. The 1:1 water adduct have been found on beryllium and cobalt(III) chelates, by means of the proton chemical shift method (Fourier-transform NMR). The values of stability constants of the adducts as well as standard enthalpy and entropy of hydration are typical for weak H-bonded complexes:  $K=1$  to  $4 \text{ dm}^3 \text{ mol}^{-1}$ ,  $\Delta H^0=-5$  to  $-9 \text{ kJ mol}^{-1}$ , and  $\Delta S^0=-15$  to  $-30 \text{ J K}^{-1} \text{ mol}^{-1}$  at  $25^\circ\text{C}$ . A comparison of these values, referring to one water molecule, with the total effect of hydrating the chelate molecule [6], indicates that a number of water molecules is engaged in the outer-sphere hydration of one chelate molecule in the aqueous phase.

Detection of new broad bands of H-bonded water at about  $3530 \text{ cm}^{-1}$  in the IR spectra of the same solutions [9], brings a further support for the hypothesis presented.

Replacing of donor oxygen atoms in acetylacetonate ligands by atoms of lower electronegativity, e.g. sulphur, should result in weakening outer-sphere hydration of the chelate. In fact, both standard enthalpy and entropy of partition of tris(monothioacetylacetonato)cobalt(III) are distinctly smaller than those for tris(acetylacetonato)cobalt(III), the differences being  $27 \text{ kJ mol}^{-1}$  and  $30 \text{ J K}^{-1} \text{ mol}^{-1}$ , respectively. This results in much higher extractability of the former chelate [10], and more or less corresponds to the expected quantities.

An additional argument in favour of outer-sphere hydration results from Yamamoto's comparison of experimental standard entropy of solution in water of tris(acetylacetonato)chromium(III) with the value calculated by the scaled particle theory. The difference found was interpreted as due to a specific solute-solvent interaction weakening hydrophobicity of the chelate [11].

The phenomenon discussed can be useful in explaining small experimental differences [3,12] in the thermodynamics of liquid-liquid partition of coordinatively saturated chelates of various metals, having the same number of the same ligands in their molecules. The extent of outer-sphere hydration should depend on the electron density on the

hydrophilic centre of the molecule, which in turn ought to be affected by electron configuration of the central metal ion and by the energy of metal-to-ligand bond, both different for various metal ions. Table 1 presents the experimental thermodynamic values of partition of some coordinatively saturated acetylacetonates and coordinatively unsaturated bis(acetylacetonato)zinc(II). The values for chromium(III) and neptunium chelates are representative for groups of coordinatively saturated acetylacetonates of trivalent [3] and tetravalent [12] metals.

Table 1. Standard thermodynamic functions of partition of metal acetylacetonates ( $MeL_n$ ) in the system inert organic solvent (hexane or heptane)/water, and salting-out coefficients (in  $NaClO_4$  solutions),  $k_s$ , of the chelates, at 25°C. Standard states expressed in the molarity terms

Chelate	CN	solvent	$\Delta G_p^0$	$\Delta H_p^0$	$\Delta S_p^0$	$\Delta S_p^0/n$	$k_s$	Reference
			$\text{kJmol}^{-1}$	$\text{J K}^{-1}\text{mol}^{-1}$	$\text{J K}^{-1}\text{mol}^{-1}$	$\text{dm}^3\text{mol}^{-1}$		
$BeL_2$	=2n	hx	-2.7	25	92	46	0.192	[7]
$CrL_3$	=2n	hp	2.7	50	157	52	0.285	this work
$NpL_4$	=2n	hx	(-0.8)	(78)	(265)	(66)	-	extrapolated from [12]
$ZnL_2$	>2n	hp	10.6	63	174	87	0.293	this work

It is of interest to see how the entropy of partition, referred to one ligand molecule,  $\Delta S_p^0/n$ , changes in the range of coordinatively saturated acetylacetonates of di-, ter-, and tetravalent metal ions. Dilute solutions of coordinatively saturated metal acetylacetonates in inert organic solvents obey the theory of regular solutions, thus differences in their  $\Delta S_p^0/n$  values are the measure of differences in their interactions in the aqueous phase. Assuming hydrophobic hydration of the same ligands in various chelates to be the same, the former differences may be attributed to various strength of outer-sphere hydration of the chelates. The resulting conclusion on the increase of the degree of this hydration with increasing valency of central metal ion in the chelate, is in agreement with the NMR data [9] indicating for stronger hydrogen bonding between water and tris(acetylacetonato)cobalt(III) that for bis(acetylacetonato)beryllium(II).

This conclusion can be useful to explain why partition coefficients of many coordinatively saturated metal acetylacetonates differing in the number of ligands, are close to each other in the same extraction systems, though their hydrophobic interactions are evidently different. The increase of the activity coefficient of metal acetylacetonate in the aqueous phase, caused by a greater number of ligands and a resulting enhancement of hydrophobic hydration of the chelate, becomes lar-

gely compensated by an accompanying effect of enhanced outer-sphere hydration, decreasing the activity coefficient. Such a compensation is not very probable for other chelating extractants.

Salting effects in metal chelate partition, exerted by inert electrolytes, are also connected with hydration phenomena in the aqueous phase. Because hydrophobic hydration of the chelates is more strongly influenced by increased electrolyte concentration than their outer-sphere hydration, salting-out coefficients of coordinatively saturated metal acetylacetonates increase with increasing number of ligands in the molecule (Table 1).

A more complex picture is observed in the case of coordinatively unsaturated metal chelates, their hydrophobic and outer-sphere hydration being accompanied by inner-sphere hydration of the central metal ions. This brings about a significant increase of thermodynamic values of partition of such species (Table 1).

On the basis of the presented examples, one may conclude that the phenomenon called outer-sphere hydration plays an important role in liquid-liquid partition of metal complexes, complementing the other kinds of interactions of the complexes in the aqueous phase. The outer-sphere hydration ought to be accounted for in further developing models of solvent extraction of metal ions, as well as models concerning solubility of metal chelates in water.

#### References

1. Irving H., Edgington D.N.//*J.Inorg.Nucl.Chem.*1960. Vol.15. P.158.
2. Alimarin I.P., Zolotov Yu.A.//*Talanta.*1962. Vol.9. P.891.
3. Hopkins R.D., Douglas B.E.//*Inorg.Chem.* 1964. Vol.3. P.357.
4. Siekierski S.//*J.Radioanal.Chem.* 1976. Vol.31. P.335.
5. Allard B., Johnson S., Narbutt J., Lundqvist R.//*Proc.ISEC'77, CIM Spec. Vol.* 1979. Vol.21, P.150.
6. Narbutt J.//*J.Inorg.Nucl.Chem.*1981. Vol.43. P.3343.
7. Darus H.B., Meloan C.E.//*Solvent Extr.Ion Exch.* 1986. Vol.4. p.495.
8. Yoshimura Y., Nobuyoshi S., Kikuchi M.//*Bull.Chem.Soc.Jpn.* 1986. Vol.59. p.2135.
9. Narbutt J., Moore P.//to be published.
10. Narbutt J.//to be published.
11. Yamamoto M.//*J.Phys.Chem.* 1984. Vol.88. P.3356.
12. Allard B.//*J.Inorg.Nucl.Chem.* 1977. Vol.39. P.694,  
Liljenzin J.D., Stary J.//*[ibid.* 1970. Vol.32. P.1357.

A.M.Chekmarev, V.V.Kharlamov, E.I.Chibrikina, I.M.Kharlamova,  
Mendeleev Institute of Chemical Technology, Moscow, USSR

Behaviour of water plays an important role in processes of extraction and separation of valuable components. Both the activity of water in aqueous phase and the state of water in organic phase have an influence on extraction process.

Water can pass into organic phase due to hydration of extractant and its complexes with the metal. In a few cases when the extractants possess the surface-active nature, water can pass into organic phase with micelles and even microemulsions formation. Their formation can both improve the process of metal extraction (for example, in creation of the concentrated organic solution of light rare elements), and hamper it.

It appears the difference in extraction behaviour of primary and tertiary amines towards the zirconium sulphate [1] can be linked to difference state of water in organic phases. There is difference in influence on extraction by these amines of sulfuric acid concentration in aqueous phase and octanol additions into organic phase. Besides that, in the process of sulphate zirconium extraction by tertiary amines relation of amine:H<sub>2</sub>O = 1:1 is practically constant, at the same time in extraction of sulfuric acid by primary amines (Primene IMT) relation of amine:H<sub>2</sub>O = 1:3, but after zirconium extraction water is almost completely forced out of the organic phase. It can be supposed that the sulphate salt of primary amine exists in organic phase in the form of associates in which water molecules are included inside aggregates and hold by hydrogen bonds with amine salt molecules, which form the cover (reverse micelles). Being extracted zirconium forces water out of aggregates, inside which it is also hold by bonds formed between metal ion (or neutral sulfate) and anions of amine salt. The sign of reverse micelles formation can be sharp change of physical-chemical properties of the system. The dependence of dielectric constant of amines salts solutions from their concentration is given in fig.1. The dielectric constant of primary and tertiary amines solutions increase equally with concentration growth, then the growth speed of dielectric constant of primary amine salt decreases in comparison with it for tertiary amine. This phenomenon doesn't contradict the supposition about the aggregates formation.

The most important property of reverse micelles in organic phase

is their ability to solubilize significant amounts of water, which is confirmed by increased relation  $H_2O$ :amine for primary amines. Water in form of reverse micelles differs in its properties from ordinary (bulk) water. The scale of differences is determined by the degree of hydration of reverse micelles. On small relation of water:SA (surfactant) the properties of micelles and

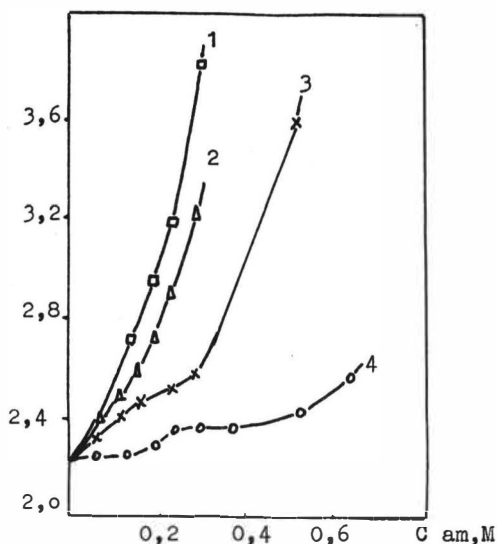


Fig.1. The dependence of dielectric penetrability versus amine concentration

- 1 - the extraction 1 M  $H_2SO_4$  by TOA;
- 2 - the extraction 0.25 M  $Zr(SO_4)_2$  by TOA;
- 3 - the extraction 1 M  $H_2SO_4$  by IMT;
- 4 - the extraction 0.25 M  $Zr(SO_4)_2$  by IMT

bulk water differ especially much. So for small relations  $H_2O$ :SA viscosity of water which is solubilized by reverse micelles of aerosol OT exceeds that for bulk water as much as 200 times and its polarity equal to the polarity of  $CHCl_3$ . On growth of the relation the difference in properties decreases monotonously [2].

In connection with it the evidence for reverse micelles formation in organic phase can be registration of specific interaction with solubilized water. Micro-wave radiation can heat dielectrics specifically. Amount of produced heat on account for micro-wave radiation absorption depends on the electric field strength, fre-



quency and dielectric properties of the substance - viz. tangent of dielectric loss and dielectric constant. In general on interaction of micro-wave radiation with the substance the greatest absorption of radiation energy is in the case of water. Therefore in this process the water concentration and chemical composition of substance have important significance as well as the state of water in the substance because the dielectric properties of water differ widely in connection with bonds formation. In organic solutions water will be heated faster than other components and any changes in its properties must influence the speed of heating of material.

For experiments we used solutions of extractants and SA (aerosol OT for organic solutions of which it was demonstrated the existence of reverse micelles and the field of their existence were determined [3]) in toluene (saturated with water) is less and in general can be explained by convectional heating.

The speed of heating of tertiary amine salt increases sharply in comparison with the speed for free amine. The reason is the increase of dielectric constant due to formation of amine salt with increase of water content in organic phase.

Under the same conditions the speed of heating of primary amine salts and SA with water content equal or a few times higher than for the solution of tertiary amine salts is small. The experimental sets with octanol adding and with different relation alcohol: SA confirm the supposition about connection of intensity of heating with different state of water in organic phase.

#### References

1. Chekmarev A.M., Chibrikina E.I., Zolotareva E.V. // J. of Inorg. Chem. (Russian). 1966. V.31, № 7. P.1808.
2. Berezin I.V. Acting of ferments in reverse micelles. M.: Nauka, 1985.
3. Eike H.F. // Helvetica chimica acta. 1979. V.62, № 7. P.448.

V.V.Apanasenko, A.M.Reznik, V.I.Bukin, A.V.Brodskaaya, Lomonosov  
Institute of Fine Chemical Technology, Moscow, USSR

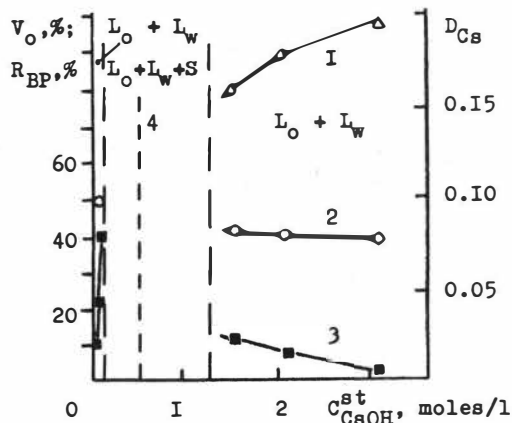
Substituted phenols are highly efficient for extracting alkali elements from aqueous alkali solutions [1]. However, there is a dearth of information for extracting alkali elements from strongly alkaline media ( $\text{pH} > 13$ ). The process itself varies, depending on the nature of the phenolic extractant. In some cases water is very soluble in the organic phase, or the extractant is highly soluble in the aqueous phase; in others, these phenomena is completely absent. The causes of such behavior of phenolic reagents in the extraction of alkali elements from strongly alkaline solutions are not clear.

It has been reported [2,3] that substituted alkali metal phenolates are surface-active colloidal substances capable of forming in aqueous and nonaqueous solutions lyotropic liquid crystals and micelles. In this work it is shown that the extraction of potassium, rubidium, and cesium with phenolic reagents in hydrocarbon solvents under strongly alkaline conditions is determined by the tendency of alkali metal phenolates produced during the extraction to form micelles in the aqueous and organic phases. And the tendency of the phenolate to form micelles is determined mainly by the size and position of the hydrocarbon substituent group in the molecule.

Micelle formation in the aqueous phase of the extraction system was detected with the aid of additions of a color indicator. As the latter we used a pinacyanol chloride or sudan III. Besides, the detection of the micelle formation in the aqueous phase was based on the inflection of the curve obtained by plotting the surface tension of the aqueous phase as the function of the concentration of alkali metal hydroxide in the aqueous phase. Micelle formation in the organic phase was indicated by a sharp rise in the extractability of water. This was determined on the basis of the magnitude of the relative volume of organic phase,  $V_o$ , at equilibrium (relative to the total volume of aqueous and organic phases). In addition, micelle formation in the organic phase was determined by the extraction by the phenolic reagent of the inorganic salt, alkali metal carbonate or alkali metal sulfate. The anion of the salt was detected in aqueous phase after stripping of extract by hydrochloric acid followed by chemical analysis. Also, the analysis of the anion was carried out directly in the extract with the aid of infrared spectroscopy.

It was found that alkali metal phenolates of p-alkylphenols with small hydrocarbon substituents form micelles more readily in aqueous than in hydrocarbon solutions. Similar behavior was observed for

o-substituted phenols with different molecular mass. When the extraction was carried out with p-alkyl- or p-arylphenols having a small substituent groups (e.g., 4-t-butylphenol) and with o-substituted phenols (e.g. 2-benzylphenol, 4-methyl-2-t-butylphenol), micelles form only in the aqueous phase,  $L_w$ , and not in the organic phase,  $L_o$  (Fig. 1). Micelles form only when the concentration of alkali metal



**Fig. 1.** Extraction of cesium by IN toluene solution of 2-benzylphenol from water solutions of  $CsOH + Cs_2SO_4$ . (Concentration of  $Cs_2SO_4$  in the starting aqueous phase - 0.25 mole/l). 1 -  $R_{BP}$ ; 2 -  $V_o$ ; 3 -  $D_{Cs}$ ; 4 - boundary for micelle formation in the aqueous phase

hydroxide in the extraction system is sufficiently high. Upon a further increase in alkali metal hydroxide concentration, the solid precipitate of alkali metal phenolate (S) which has formed becomes fully dissolved. And practically all of the extraction reagent passes into the aqueous phase (the extraction efficiency of 2-benzylphenol into the aqueous phase,  $R_{BP}$ , approaches 100%). At the same time extraction of alkali metal stops (the distribution coefficient for cesium,  $D_{Cs}$ , approaches zero).

In the case of alkali metal phenolates of p-alkylphenols and p-arylphenols

with a large hydrocarbon group (e.g., 1,1,3,3-tetramethylbutylphenol, p-alkylphenol with  $C_4-C_8$ -alkyl groups), micelles form only in the organic phase, and not in the aqueous phase of the extraction system (Fig. 2). Owing to the solubilization in reverse micelles, the extraction of water sharply increases. This is shown in Fig. 2 by hydration number  $y_{H_2O}/y_{Cs_2^+}$  and leads to an increase in the volume of the organic phase  $V_o$  at the expense of the aqueous phase until the aqueous phase completely passes into the organic phase. Our results show that when micelles form in the organic phase the alkali elements can be extracted not only via the cation-exchange mechanism but also via the micellar mechanism. The latter process is discovered when the alkali elements pass into the organic phase together with their inorganic anion (Fig. 2, curve 5) owing to the secondary solubilization in reverse micelles [4]. The micellar mechanism makes it possible to extract alkali elements above the stoichiometric level (Fig. 2, cur-

ve 3). The formation of micelles in the organic phase begins only when the concentration of the alkali metal phenolate is sufficiently high; this concentration is characterized by a molar ratio, alkali metal:phenolic reagent,  $N$ , in the organic phase. A further increase in the concentration of the alkali component results in the formation of the lyotropic liquid crystal phase followed by the precipitation of solid alkali metal alkylphenolate.

As a rule, micelles form only in one of the phases

of the extraction system. However, when the extraction of alkali elements is carried out with a toluene solution of 4-( $\alpha, \alpha$ -dimethylbenzyl)phenol micelles form in both the organic and aqueous phase practically at the same concentration of the alkali. At the beginning the process of aggregation predominates in the organic phase. A further increase in the concentration of the alkali metal hydroxide in the original aqueous phase results in micelle formation predominantly in the aqueous phase.

Alkali metal disubstituted phenolates with a large hydrocarbon groups in the o- and p-positions (e.g., 2-( $\alpha$ -methylbenzyl)-4-(1,1,3,3-tetramethyl)phenolate), do not, owing to the steric effect, form micelles either in aqueous or organic solutions. And consequently no micelle formation takes place when extraction is carried out with such phenolic reagents.

The formation of micelles in the organic phase also occurs when the alkali elements are extracted by phenolic oligomers (e.g., p-al-

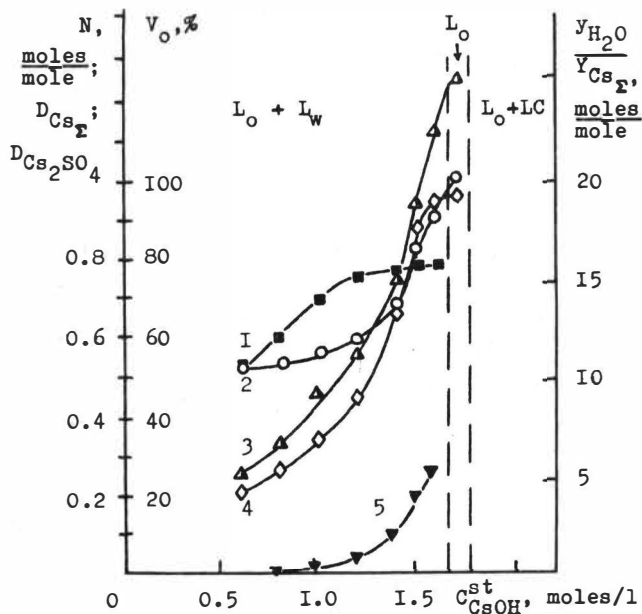


Fig. 2. Extraction of cesium by 2N n-octane solution of p-alkyl( $C_4-C_8$ )phenol from water solutions of  $CsOH + Cs_2SO_4$ . (Concentration of  $Cs_2SO_4$  in the starting aqueous phase - 0.4 mole/l).  
 1 -  $D_{Cs_2SO_4}$ ; 2 -  $V_O$ ; 3 -  $N$ ; 4 -  $\frac{Y_{H_2O}}{Y_{Cs_2SO_4}}$ ; 5 -  $D_{Cs_2SO_4}$

kyl- and arylphenol disulfides and polysulfides), the phenolates of which are capable of forming micelles in an organic medium but not in aqueous solutions. In the oligomer systems the alkali elements can pass into the organic phase via the micellar mechanism and through super-stoichiometric extraction (Fig. 3). Under conditions of micelle

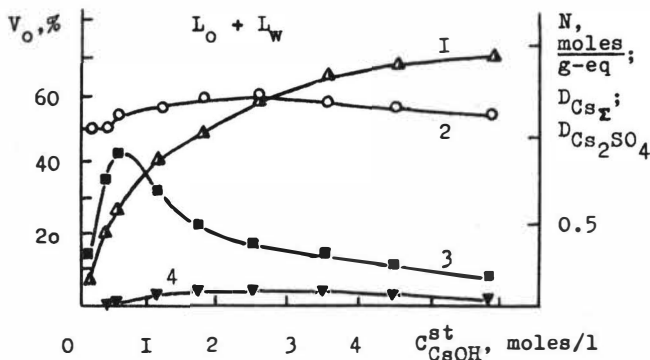


Fig. 3. Extraction of cesium by IN toluene solution of p-alkylphenol disulfide from water solutions of CsOH + Cs<sub>2</sub>SO<sub>4</sub>. (Concentration of Cs<sub>2</sub>SO<sub>4</sub> in the starting aqueous phase - 0.25 mole/l).

1 - N; 2 - V<sub>0</sub>; 3 - D<sub>CsF</sub>; 4 - D<sub>Cs<sub>2</sub>SO<sub>4</sub></sub>

formation in the organic phase in a region of relatively low alkali concentration, the extraction of alkali elements by phenolic oligomers proceeds in a similar way as the extraction by monomeric p-alkylphenols containing large alkyl groups (Fig. 2). However, when extracting alkali elements by phenolic oligomers, an increase in the concentration of the alkali metal hydroxides in the starting aqueous phase leads not to the formation of solid phenolate but to an increase in the volume of the aqueous phase. The extractability of water in the region of high alkali concentrations of aqueous phase decreases when there is an increase in the concentration of alkali (Fig. 3, curve 2) or when there is an increase in inorganic salt (alkali metal sulfate or alkali metal carbonate). These processes result from the competition for water between the aqueous and organic phases: at higher concentrations of alkali metal derivatives water is held more strongly in the aqueous phase owing to hydration. Our experiments show that the tendency of oligomer phenolates to form reversible micelles decreases with an increase in molecular weight of the oligomer.

The considerable losses of the phenolic reagent, which is soluble in the aqueous phase, are caused by the formation of micelles from the corresponding phenolate in the aqueous phase. Also the diluent can transit into the aqueous phase owing to the solubilization effect of the direct micelles of the phenolate. At the same time there is a decrease in the extraction of alkali elements. Therefore, the extraction of alkali elements from strongly alkaline media requires a correct choice of the extracting agent: the phenolate of the alkali me-

tal being extracted should be free of the tendency to form micelles in aqueous solutions. Consequently, o- and p-substituted phenols with small hydrocarbon substituents are unfit for extracting alkali elements from strongly alkali aqueous solutions. Our experiments with 4-( $\alpha, \alpha$ -dimethylbenzyl)phenol and 4-t-butylphenol have shown that the increase in the size of the hydrocarbon substituent in the molecule of the phenolic reagent does not result in the decrease in its solubility in strongly alkaline aqueous solutions, if the resulting, in the extraction system, phenolates tend to form micelles mainly in the aqueous phase. On the contrary, the increase in the hydrophobic part of the extracting agent leads to the increase of the ability of the alkali phenolate to the micelle formation and apparition of micelles at lower concentration of alkali in the aqueous phase. However, the growth of the size of the hydrocarbon substituent in case of p-alkyl- or p-arylphenols can lead to the fact, that micelles will start in the organic phase and not in the aqueous phase. It decreases considerably the solubility of the phenolic reagent in the aqueous phase.

The employment of phenols with hydrocarbon substituents in p-position for extracting alkali elements from strongly alkaline mediums is not the best variant. The micelle formation in the organic phase increases noticeably the alkali metal capacity of the organic phase due to the micellar mechanism of extraction. However, the aggregation in the organic phase, going rather deeply, makes more difficult and even impossible the extraction process. If the formation of micelles in the organic phase is limited, then the aggregation does not breach the extraction process and the characteristic advantages of the micelle formation are preserved. Therefore, the phenolic oligomers are more preferable for extracting alkali metals from strongly alkaline mediums if chosen among the above reviewed compounds.

#### References

1. Phenol Extraction of Metals /Ed. by A.V.Nikolaev. Novosibirsk: Nauka, 1976.
2. Apanasenko V.V., Reznik A.M., Bukin V.I. et al.//Zhur. Neorg. Khim. (USSR). 1983. Vol.28, N II. P.2895.
3. Apanasenko V.V., Reznik A.M., Molochko V.A.//V Conference of Socialist Countries on Liquid Crystals. Theses of report. Odessa: Ukr. SSR Acad. of Sciences. 1983. Vol.2, Part I. P.210.
4. Apanasenko V.V., Reznik A.M., Bukin V.I.//Zhur. Neorg. Khim.(USSR). 1985. Vol.30, N 8. P.2187.

V.G. Torgov, G.V. Verevkin, R.S. Shul'man, V.V. Denisov, M.K. Drozdova, M.G. Demidova, Yu.M. Buzlayev, L.Ya. Marochkina, T.V. Us, V.V. Tatarchuk, A.A. Galitskii, Institute of Inorganic Chemistry of the Siberian Branch of the USSR Academy of Sciences, Gidrotsvetmet Institute, Novosibirsk, USSR

The aliphatic and aromatic hydrocarbons and their halogen derivatives represent the most effective extractants for molecular halogenides of IVA-VIA subgroup elements. Due to a wide acceptance of the concepts of a "physical" distribution of simple molecules the effect of the nature of these extractants was considered to be unimportant and therefore earlier it was not taken into consideration. An approach to the extraction of molecular species which takes into account solvating ( $E_T$ , kJ/mol) and  $\bar{\pi}$ -donor properties (I, eV) of hydrocarbons [1] made possible to establish some general regularities.

Classification of the extraction processes. According to the nature of the extracted species the extraction processes can be classified into three groups. First, the extraction of simple molecules which is independent of the above mentioned properties of the extractants. It is characteristic of neutral coordinatively saturated molecules with a tetrahedral structure (Ge and Sn halogenides and  $OsO_4$ ). In this case the extraction is satisfactorily described within the theory of regular solutions as it was demonstrated in [2] for Ge halogenides and in [3] for  $OsO_4$  (12 extractants). The second group of processes involves

Table 1. Constants correlations with  $E_T$

Extracted form *	$\lg \tilde{K}_{1,0}(\tilde{K}_{1,1}) = aE_T - b$		$\lg \beta_{1,1} = -aE_T + b$	
	a	b	a	b
SbBr <sub>3</sub>	0.027	4.7	-	-
SbCl <sub>3</sub>	0.028	6.2	-	-
BiBr <sub>3</sub>	0.078	15.3	-	-
BiI <sub>3</sub>	0.056	11.3	-	-
SbLBr <sub>3</sub>	-	-	0.024	5.6
SbLCl <sub>3</sub>	-	-	0.010	3.9
BiLBr <sub>3</sub>	0.027	3.5	0.048	11.4
BiLI <sub>3</sub>	0.022	3.4	0.035	8.5

\*L - hexamethylbenzene (HMB)

the extraction of solvated molecular VA-VIA halogenides with saturated hydrocarbons. The charge asymmetry of the pyramidal As, Sb, Bi, Se, and Te halogenide molecules determines their interaction with the media which results in a linear correlation of the distribution constant logarithms ( $\tilde{K}_{1,0}$ ) with  $E_T$  (Table 1). The correlations for other extraction systems are given in [1]. This type of correlation is not followed by the aromatic hydrocarbons which form a separate group showing a reversed dependence of  $\tilde{K}_{1,0}$  on  $E_T$ . To the third group of extraction processes belongs the extraction with aromatic hydrocarbons of the  $\bar{\pi}$ -complexes of the metals from the second

group having vacant orbitals. Based on the coordination concepts it was proposed to use as extractants alkylbenzenes having 3 to 6 substituents, phenyl derivatives of methane, linear and condensed (naphtaline, diphenyl and other ) polycyclic compounds which have never been used as extractants before.

The extraction of metal  $\pi$ -complexes. In the extracts and nonaqueous media the arsenic subgroup metal halogenides give rise to mononuclear complexes of the composition 1:1 irrespective of the nature of the emetal, the extractant (L), and the diluent. The extraction method in which the stability constants of the complexes ( $\bar{\beta}_{1,1}$ ) are determined as the ratio of the extraction constants ( $\tilde{K}_{1,1}$ ) to the distribution constants of the molecular species,  $\tilde{K}_{1,0} = D/n$ , (n is the number of moles in 1l of water saturated organic phase), the spectrophotometric method, and NMR gave close stability constants which coincide with those reported in [4] for the complexes  $SbLHal_3$  with the early members of the series of methyl benzenes.

Table 2. Correlations of the stability constants with I of extractants

Complex (diluent)	$\lg \bar{\beta}_{1,1} = -aI + b$		Complex (diluent)	$\lg \bar{\beta}_{1,1} = -aI + b$	
	a	b		a	b
SbLBr <sub>3</sub> (CCl <sub>4</sub> ) L-methylbenzenes	0.87	9.03	BiLBr <sub>3</sub> (CHCl <sub>3</sub> ) L-methylbenzenes	1.45	14.8
L-phenylderivatives of methane	0.91	10.2	L-phenylderivatives of methane	1.80	17.7
L-polycyclic compounds	0.27	3.62	L-polycyclic compounds	0.30	4.5
SbLCl <sub>3</sub> (CCl <sub>4</sub> ) L-methylbenzenes	1.11	11.1	BiLJ <sub>3</sub> (CHCl <sub>3</sub> ) L-methylbenzenes	1.46	14.0
(CHCl <sub>3</sub> )	1.09	10.6			
(1,2-C <sub>2</sub> H <sub>4</sub> Cl <sub>2</sub> )	1.2	11.3			

The donor-acceptor nature of the formed complexes is indicated by the observation of a linear correlation between  $\lg \bar{\beta}_{1,1}$  and I in genetically related series of compounds (Table 2), the increase in the stability constants with increasing acceptor properties of the metal in  $MeHal_3$  with the change of the halogen ( $MeLCl_3 > MeLBr_3 > MeLJ_3$ ) and the metal ( $BiLHal_3 > SbLHal_3 > AsLHal_3$ ) [1,4], the appearance in the electronic absorption spectra of the extracts of bands characteristic of complexes with a charge transfer (bathochromic shift of the maxima of these bands increases with decreasing value of I of the extractant).

The characteristics of the extraction of  $OsO_4$  with methylbenzenes (increased values of  $\tilde{K}_{1,0}$  as compared with those calculated in the absence of chemical interaction, the trend of  $\tilde{K}_{1,0}$  to increase with



with decreasing I of the extractant, some regularities of the changes in the electronic spectra 3 indicate the occurrence of an interaction of  $\text{OsO}_4$  with the  $\pi$ -system of the aromatic compounds (Table 3). Calculations show that in a hexane medium the stability constants for  $\text{OsO}_4$  are 2 to 4 orders of magnitude lower than for Sb and Bi halogenides (Table 3) and somewhat higher than for complexes of J with methylbenzenes.

On the example of the most effective aromatic extractant, hexamethylbenzene (HMB) it was found that with the increase in the solvating properties of the solvent there is an increase in  $\tilde{K}_{1,1}$  and a decrease in  $\tilde{\beta}_{1,1}$  at a linear correlation of these quantities with  $E_T$  (Table 1) which is due to different solvation of the starting and end products of the extraction. Using the known values of  $\tilde{K}_{1,0}$ ,  $\tilde{K}_{1,1}$  and specially

Table 3. Extraction of  $\text{OsO}_4$  with methylbenzenes and complexation in hexane medium (\* and \*\* - extraction and spectrophotometric data)

Extractant (I, eV)	$\tilde{K}_{1,0}$	$\tilde{K}_{1,0}^{\text{cal}}$	$\tilde{\beta}_{1,1}^*$	$\tilde{\beta}_{1,1}^{**}$	$\lambda_{\text{max}, \text{nm}}$
Benzene (9.25)	$1.67 \pm 0.07$	1.99	2.9	1.1	329
Toluene (8.82)	$1.93 \pm 0.04$	1.74	3.4	1.8	339
p-Xylene (8.42)	$2.4 \pm 0.4$	1.62	4.0	1.6	345
Pseudocumene (8.27)	$2.78 \pm 0.08$	1.60	5.0	1.9	364
Durene (8.03)	-	-	-	-	417
Hexamethylbenzene(7.85)	-	-	-	-	478

Table 4. Resolution energies (kJ/mol) for different species

Diluent ( $E_T$ )	$\Delta G_{\text{tran}}^L$	$\text{SbCl}_3$		$\text{BiBr}_3$		$\text{BiI}_3$	
		$\Delta G_{\text{tran}}^{1,0}$	$\Delta G_{\text{tran}}^{1,1}$	$\Delta G_{\text{tr}}^{1,0}$	$\Delta G_{\text{tr}}^{1,1}$	$\Delta G_{\text{tr}}^{1,0}$	$\Delta G_{\text{tr}}^{1,1}$
Heptane (129.3)	1.5	0.31	2.20	2.8	4.4	5.3	7.7
Chloroform (163.7)	-1.4	-4.70	-3.70	-7.9	-3.7	-3.3	-1.9
Dichloroethane(175.4)	1.6	-8.80	-2.8	-18.9	-4.5	-11.3	-1.6

determined distribution constants of of the extractants the free transfer energies (resolution energies) were calculated for different species (L,  $\text{MeHal}_3$ ,  $\text{MeLHal}_3$ ) for the transfer from the standard diluent ( $\text{CCl}_4$ ) to a particular diluent ( $\Delta G_{\text{tran}}^i$ ). The changes in the resolution energies for HMB for the studied diluents are insignificant which is characteristic of weakly basic ligands and justifies the use of the electronic characteristics of the extractant (I) as a correlation parameter in a comparison of different extractants. The greater change in the resolution energy for  $\text{MeLHal}_3$  as compared with L and for  $\text{MeHal}_3$  as compared with  $\text{MeLHal}_3$  at an insignificant change in the resolution energy of L with increasing  $E_T$  of the solvent (Table 4) are the reasons for the increase in the extrac-

tion constants with  $E_T$  and the inversed order of the stability constants in the same series of diluents.

Increased extraction in the series benzene-hexamethylbenzene is also observed for Se and Te bromides. Thus for Te the correlation is  $\lg D = 8.71 - 1.17I$  but the distribution coefficients are small. A substantial improvement of the extraction of these metals and  $OsO_4$  was achieved when using unsaturated hydrocarbons as extractants, in particular  $\alpha$ -olefins.

Extraction with  $\alpha$ -olefins.  $\alpha$ -Olefins have a high ionization potential (9.46 eV for hexene-1) and with respect to As, Sb, and Bi their behaviour is that of organic solvents, in accord with their solvating power ( $E_T$ ). Formation of  $\pi$ -complexes was established for the extraction of Pd with mixtures trioctylammonium chloride (TOAHCl)-hexene-1. Addition of hexene-1 to TOAHCl solutions was shown to give rise to mixed species  $(TOAH)PdCl_3$  and  $(TOAH)Pd_2LCl_5$  which results in increased extraction of Pd, especially in the region of complete saturation of TOAHCl. A quantitative description of these processes is presented.

The irreversible extraction of Se, Te bromides and  $OsO_4$  with  $\alpha$ -olefins is determined by their addition at the double bond which proceeds in time. Methods are presented to accelerate formation (and extraction) of organometallic compounds by changing from chloride media to bromides and by using aromatic sol-

Table 5. Extraction rate constants of  $OsO_4$  ( $s^{-1}mol^{-1}$ ) with octene-1 solutions

Diluent	D	$K \cdot 10^2$
Hexane	$3.6 \pm 0.3$	$0.9 \pm 0.3$
Isoamyl alcohol	$10.4 \pm 0.3$	$1.1 \pm 0.2$
Tetrachloromethane	$11.6 \pm 0.3$	$1.6 \pm 0.3$
Benzene	$14.5 \pm 0.8$	$3.2 \pm 0.5$
Chloroform	$16.1 \pm 1.3$	$3.9 \pm 0.5$
Nitrobenzene	$20.9 \pm 0.7$	$7.8 \pm 1.3$

vents for  $\alpha$ -olefins. All this ensures a rapid transfer of the  $\pi$ -complexes to the organic phase and their subsequent transformation to organometallic compounds. The addition of the metal bromides to olefines occurs according to (Se) and against (Te) the Markovnikov rule to form (in the case of hexene-1) bis-2-brominehexyl-1-selenium dibromide and bis-1-brominehexyl-2-tellurium dibromide, respectively. In the case of Os the constants of the rate-determining osmium diester formation reaction change in a symbate manner with the extraction constants of  $OsO_4$  with pure diluents (Table 5) and for a given solvent - with the increasing length of the hydrocarbon radical in alkene-1.

#### References

1. Torgov V.G., Verevkin G.V., Denisov V.V. et al. Extraction Chemistry (in Russian). Novosibirsk: Nauka, 1984.
2. Siekierski S., Olszer R. // Roszniki Chemie. 1971. Vol. 45. P. 1165
3. Torgov V.G., Shul'man R.S., Marochkina L.Ya. // Zhurn. neorg. Khim. 1985. Vol. 30, N 2. P. 434.
4. Proczynska K., Siekierski S. // Roszniki Chemie. 1971. Vol. 45. P. 1165.

I.Kulawik, J.Kulawik, J.Mikulski, Institute of Nuclear Physics,  
Cracow, Poland

The ability of binding solvent particles to dissolved substance was called solvation by Jones [17]. In agreement with Mishchenko's proposition [27] it contains the sum of all energy changes caused by the appearance of solute in a solution. This value is generally determined as a solvation energy. In the case of water it is called hydration energy. In the extraction process this energy is known as free solvation energy and determines the ability of passing of solvate across the interface from one phase to another. The value of electrical distribution potential that appears on the interface is the measure of this phenomenon. From values of this potential changes thermodynamic partition coefficient and solvation energy of salt in organic solvent can be calculated [37].

The changes of electric distribution potential were measured with the aid of a special vessel (fig.1) and ionization sonde with a  $^{239}\text{Pu}$  or  $^{241}\text{Am}$  source as an  $\alpha$ -emitter. After the extraction and separation of phases, the vessel was simultaneously filled with aqueous and organic phases in order to obtain the investigated interface. Thus the measuring cell was obtained (1) which EMF was measured electrometrically. All the measurements were performed at room temperature.

$\text{Hg}/\text{Hg}_2\text{Cl}_2/\text{KCl sol.}/\text{aq. phase}/\text{org. phase}/\text{air}/\text{Ag}$  (1)

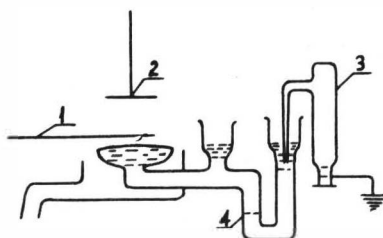


Fig. 1. Measuring vessel

- 1 - Measuring Ag electrode;
- 2 - Radioactive source;
- 3 - Reference calomel electrode;
- 4 - Interface o/w

Subsequently the examined extraction system with the investigated salt in the form of chloride was replaced by the extraction system with HCl only, without varying other parameters, and the EMF of such cell was again measured. The difference  $\Delta\psi$  of measured EMF of cells is equal to:

$$\Delta\psi = \frac{RT}{F} \ln \frac{S_{\text{MeCl}}^{\circ}}{S_{\text{HCl}}^{\circ}},$$

where  $S^{\circ}$  is thermodynamic partition coefficient of salt and of HCl respectively. The solvation energy  $E_{\text{B}}$  of the salt is:

$$E_{\text{B}} = 2RT \ln S_{\text{MeCl}}^{\circ} + E_{\text{H}_2\text{O}},$$

where  $E_{\text{H}_2\text{O}}$  is the energy of hydration and is equal to the algebraic sum of the energy of crystal lattice of salt calculated from the Kapustinski's equation [4] and of the dissolution energy of this salt in water.

In result of those measurements extraction systems with tributyl phosphate (TBP) or acetylacetone (AA) the hydration energy, solvation energy, thermodynamic distribution coefficient and analytical distribution coefficient were determined.

In the Table the results of investigations of extraction systems

Physico-chemical values obtained for the extraction system with TBP an AA as extractants

System	$\Delta\psi$ , mV	$\Delta E$ , J/m	analyt. part.coef.	thermod. part.coef.
TBP as extractant				
TBP-1mHCl	-	-	-	$3 \cdot 6 \times 10^{-2}$
TBP-1mNaCl-1mHCl	-5	23906 \cdot 6	0 \cdot 195	$1 \cdot 1 \times 10^{-3}$
TBP-1mUO <sub>2</sub> Cl <sub>2</sub> -1mHCl	0	16328 \cdot 5	-	$3 \cdot 6 \times 10^{-2}$
TBP-1mZnCl <sub>2</sub> -1mHCl	-90	33578 \cdot 1	1 \cdot 04	4 \cdot 11
TBP-1mCuCl <sub>2</sub> -1mHCl	-60	28721 \cdot 4	0 \cdot 15	-
TBP-1mFeCl <sub>3</sub> -1mHCl	-170	48985 \cdot 6	3 \cdot 00	30 \cdot 00
TBP-1mThCl <sub>4</sub> -1mHCl	-60	27507 \cdot 3	0 \cdot 0009	-
AA as extractant				
AA-1mHCl				0 \cdot 1
AA-0 \cdot 01mCuCl <sub>2</sub> -0 \cdot 01mHCl	0	10048 \cdot 3	-	0 \cdot 13
AA-0 \cdot 01mFeCl <sub>3</sub> -0 \cdot 01mHCl	0	12141 \cdot 7	0 \cdot 75	$8 \cdot 4 \times 10^{-2}$
AA-1mInCl <sub>3</sub> -0 \cdot 1mHCl	0	12141 \cdot 7	0 \cdot 015	$8 \cdot 4 \times 10^{-2}$
AA-0 \cdot 5mTiCl <sub>4</sub> -1mHCl	-	-	0 \cdot 29	-

containing TBP or AA as extractant are presented.  $\Delta\psi$  is the difference between the measured potentials ( $\psi_{\text{MeCl}} - \psi_{\text{HCl}}$ ), and  $\Delta E$  is the difference between the solvation and hydration energies.

#### Conclusions

1. There is the correlation between the values of  $\Delta E$  (difference of solvation and hydration energies of separate extraction systems) and the distribution coefficient of these systems. The higher the value of the difference of energy, the higher the partition coefficient.
2. In the case of AA as an extractant the value of  $\Delta E$  for separate systems becomes practically constant, which means that the distribution coefficient is independent of valency of metal ions.
3. For the  $\text{Fe}^{+++}$  ions and  $\text{Cu}^{++}$  ions the solvation energy with TBP molecules is considerably higher than that of AA molecules. This also causes a considerable difference in partition coefficients.
4. The thermodynamic distribution coefficient of HCl in the TBP system is lower than that in the AA system. This means that HCl is solvated with AA molecules more strongly than with TBP molecules.

Notice: In the case of chelate systems otherwise than in TBP systems it is impossible to perform investigations in wide range of concentrations both of the salt and the acid, because of the poor dissolution of chelates formed.

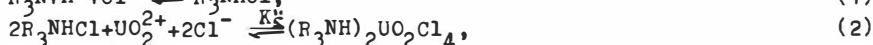
#### References

1. Jones H. // Z.Phys.Chem. 1904. Vol.49. P. 438.
2. Mishchenko K.P. // Zh.Fiz.Khim. 1952. Vol.12. P. 1736.
3. Kamienski B., Kulawik I., Kulawik J., Mikulski J., Pawelek J. // Bull. Acad. Polon. Sci. 1968. Vol.16. P. 57.
4. Izmailov N.A., Electrochemistry of solutions. Kharkov, 1959.

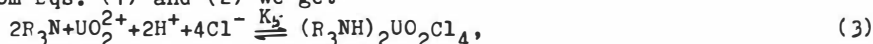
Yigui Li, Jiufang Lu, Xunan Zhou and Teng Teng, Department of Chemical Engineering, Tsinghua University, Beijing, China

In the process of solvent extraction the static and dynamic mathematical models are necessary. In order to establish such models the activity coefficients of all components involved in both phases are always required. We have worked on extraction thermodynamics for years and have developed a procedure to measure or calculate the activity coefficients of all components [1-4]. In this paper the thermodynamics of n-trioctyl amine (TOA)-toluene- $UO_2Cl_2$ -HCl system is described.

The mechanism of HCl and  $UO_2Cl_2$  extraction by TOA is [5,6].



from Eqs. (1) and (2) we get



where  $R_3N$  is TOA ( $(C_8H_{17})_3N$ ).

### Experiment

7ml TOA-toluene organic solution and 7ml  $UO_2Cl_2$ -HCl aqueous solution were added into a centrifugal tube fitted with ground stopper, and shaken for 60 minutes at 25°C. The original concentration of TOA was 0.69M, 0.92M and 1.12M respectively. The  $UO_2^{2+}$  concentration was analyzed by  $K_2Cr_2O_7$  titration. The acidity was analyzed by titration. The activity of toluene was analyzed by gas chromatographic headspace analysis. The concentration of water in organic phase was analyzed by Karl-Fischer method. Pretest showed that 50 minutes shaking is enough for reaching equilibrium.

### Calculation and Result

#### 1. Activity coefficients of electrolytes in aqueous phase

The aqueous phase in this system is HCl- $UO_2Cl_2$  mixed electrolyte solution. The Frank-Thompson model improved by the authors [2] was applied to calculate the activity coefficients of electrolytes. The deduced equations are

$$\ln \gamma_{\pm} UO_2Cl_2 = \ln \gamma_{\pm} UO_2Cl_2(O) + \frac{2}{3} \frac{m_{H^+}}{m_{H^+} + m_{UO_2^{2+}}} (\ln \gamma_{\pm} HCl(O) - \frac{1}{2} \ln \gamma_{\pm} UO_2Cl_2(O)),$$

$$\ln \gamma_{\pm} HCl = \ln \gamma_{\pm} HCl(O) + \frac{1}{2} \frac{m_{UO_2^{2+}}}{m_{H^+} + m_{UO_2^{2+}}} (\frac{1}{2} \ln \gamma_{\pm} UO_2Cl_2(O) - \ln \gamma_{\pm} HCl(O)),$$

where  $\gamma_{\pm}$  is the mean activity coefficient,  $m$  is the molal concentration,  $\gamma_{\pm}(O)$  is the mean activity coefficient in single electrolyte solution with the ionic strength being equal to that in mixed electrolyte solution, it was calculated by Pitzer equation [7].

#### 2. Activity coefficients of constituents in organic phase.

There are 5 components in equilibrated organic phase, i.e. water, toluene, TOA,  $R_3NHCl$  and  $(R_3NH)2UO_2Cl_4$ . We express them by the subscripts 1, 2, 3, 4 and 5 respectively in this paper.

A.  $f_1$ . The activity of water can be calculated by the equation (1)

$$\ln a_1 = -0.018 \sum_1^{\nu} (\nu_1 m_1 \Phi_1),$$

where  $\nu$  is the number of ions dissociated by an electrolyte in water,  $\Phi$  is the practical osmotic coefficient which is calculated by Pitzer equation, subscript 1 is various electrolytes in aqueous solution. From  $a_1$  and  $X_1$  the  $f_1$  is obtained, where  $X_1$  is the mole fraction of water in organic phase.

B.  $f_2$ . At room temperature the vapour pressure of toluene is so low that it can be considered as an ideal gas. The activity coefficient of toluene is given by

$$f_2 = P_2 / X_2 P_2^0$$

where  $P_2$  is the partial pressure of toluene in the equilibrated gas phase and is measured by gas chromatographic analysis,  $P_2^0$  is the saturated vapour pressure of pure toluene.

C.  $f_3$ . From Eqs. (1) and (3) the thermodynamic equilibrium constants  $K_4$  and  $K_5$  are given by

$$K_4 = \frac{X_4 f_4}{m_H + m_{Cl} - Y_{HCl} X_3 f_3} = K_4' \frac{f_4}{f_3}, \quad (4)$$

$$K_5 = \frac{X_5 f_5}{m_{UO_2} + m_H + m_{Cl} - Y_{UO_2Cl_4} X_3 f_3} = K_5' \frac{f_5}{f_3}, \quad (5)$$

$$\text{where } K_4' = \frac{X_4}{m_H + m_{Cl} - Y_{HCl} X_3}; \quad K_5' = \frac{X_5}{m_{UO_2} + m_H + m_{Cl} - Y_{UO_2Cl_4} X_3}$$

Differentiating Eqs. (4) and (5), we obtain

Substituting these two equations into Gibbs-Duhem equation of the quinary system  $\sum_1^5 X_i d \ln f_i = 0$  and integrating it, we obtain

$$\ln f_3 = \ln f_3^*(X_5=0) + \int_{X_5=0}^{X_5} \frac{X_4}{X_3 + X_4 + 2X_5} d \ln K_4' + \int_{X_5=0}^{X_5} \frac{X_5}{X_3 + X_4 + 2X_5} d \ln K_5' - \int_{X_5=0}^{X_5} \frac{X_1}{X_3 + X_4 + 2X_5} d \ln f_1 - \int_{X_5=0}^{X_5} \frac{X_2}{X_3 + X_4 + 2X_5} d \ln f_2, \quad (6)$$

where  $\ln f_3^*(X_5=0)$  can be got from a set of experiments of HCl extraction by TOA-toluene.

$$\ln f_3^*(X_5=0) = \ln f_3^*(X_4=0) + \int_{X_4=0}^{X_4} \frac{X_4}{X_3 + X_4} d \ln K_4' - \int_{X_4=0}^{X_4} \frac{X_1}{X_3 + X_4} d \ln f_1 - \int_{X_4=0}^{X_4} \frac{X_2}{X_3 + X_4} d \ln f_2,$$

where  $\ln f_3^*(X_4=0)$  can be got from a set of gas chromatographic analysis of TOA-toluene binary organic system.

$$\ln f_3^*(X_4=0) = - \int_{X_2=0}^{X_2} \frac{X_2}{X_3} d \ln f_2.$$

D.  $f_4$ . Being similar to  $f_3$ ,  $f_4$  is given by

$$\ln f_4 = - \int_{X_4=1}^{\frac{X_3^*}{X_3^*+X_4^*}} \frac{X_3^*}{X_3^*+X_4^*} d \ln K_4' - \int_{X_4=1}^{\frac{X_1}{X_3^*+X_4^*}} d \ln f_1^* - \int_{X_2=0}^{\frac{X_3^*}{X_3^*+X_4^*}} d \ln K_4'$$

$$- \int_{X_2=0}^{\frac{X_1}{X_3^*+X_4^*}} d \ln f_1^* - \int_{X_2=0}^{\frac{X_2}{X_3^*+X_4^*}} d \ln f_2 - \int_{X_5=0}^{\frac{X_3+2X_5}{X_3^*+X_4^*+2X_5}} d \ln K_4'$$

$$+ \int_{X_5=0}^{\frac{X_5}{X_3^*+X_4^*+2X_5}} d \ln K_5' - \int_{X_5=0}^{\frac{X_5}{X_3^*+X_4^*+2X_5}} d \ln f_1 - \int_{X_5=0}^{\frac{X_2}{X_3^*+X_4^*+2X_5}} d \ln f_2,$$

where the first two terms are obtained from a set of experiments of H<sub>2</sub>O-TOA-HCl ternary organic system, the next three terms are obtained from a set of experiments of H<sub>2</sub>O-TOA-toluene-HCl quaternary organic system and the last five terms are obtained from a set of experiments of H<sub>2</sub>O-TOA-toluene-UO<sub>2</sub>Cl<sub>2</sub>-HCl quinary organic system.

E.  $f_5$ . Being similar to Eq. (6),  $f_5$  is given by

$$\ln f_5 = \ln f_5^*(X_5=0) - \int_{X_5=0}^{\frac{2X_1}{X_3^*+X_4^*+2X_5}} d \ln f_1 - \int_{X_5=0}^{\frac{2X_2}{X_3^*+X_4^*+2X_5}} d \ln f_2 +$$

$$+ \int_{X_5=0}^{\frac{2X_4}{X_3^*+X_4^*+2X_5}} d \ln K_4' - \int_{X_5=0}^{\frac{X_3+X_4}{X_3^*+X_4^*+2X_5}} d \ln K_5', \quad (7)$$

where the last four terms are obtained by graphical integration method. If we use the infinite dilution as reference state and use  $f_5$  to express this activity coefficient of (R<sub>3</sub>N)<sub>2</sub>UO<sub>2</sub>Cl<sub>4</sub>,  $\ln f_5^*$  is the sum of the last four terms. From thermodynamics we know that the difference between  $\ln f_5$  and  $\ln f_5^*$  is a constant, i.e. the first term in Eq. (7). Combining with the modified Scatchard-Hildebrand model, we obtain this value by least-squares method.

### 3. Thermodynamic equilibrium constant.

Since all terms in the right side of Eqs. (4) and (5) have been obtained, the  $K_4$ ,  $K_5$  and  $K_5^* = K_5/K_4^2$  can be calculated. The result is shown in Table.

Thermodynamic equilibrium constants of TOA-toluene-UO<sub>2</sub>Cl<sub>2</sub>-HCl system (25°C)

$C_{TOA}^*$	$K_4$	$K_5$	$K_5^*$
0.69	$1.46 \cdot 10^3$	$3.79 \cdot 10^5$	0.177
0.92	$1.46 \cdot 10^3$	$3.00 \cdot 10^5$	0.141
1.15	$1.46 \cdot 10^3$	$2.48 \cdot 10^5$	0.116

\* Original molar concentration of TOA in toluene.

From Table 1 it can be seen that the  $K_4$  keeps as a real constant despite of different TOA concentration but there is some difference between the  $K_5$  values. Perhaps the complex mechanism of extraction of UO<sub>2</sub>Cl<sub>2</sub> is responsible for such a difference.



#### 4. Improved Scatchard-Hildebrand model.

The Scatchard-Hildebrand model which is improved by the authors is used to correlate the activity coefficients of the components in organic phase [37]. According to this model the activity coefficients in quinary system are given by

$$\ln f_1 = \frac{V}{RT} \left( A_{12} \phi_2^2 + A_{13} \phi_3^2 + A_{14} \phi_4^2 + A_{15} \phi_5^2 + (A_{12} + A_{13} - A_{23}) \phi_2 \phi_3 + (A_{12} + A_{14} - A_{24}) \phi_2 \phi_4 + (A_{12} + A_{15} - A_{25}) \phi_2 \phi_5 + (A_{13} + A_{14} - A_{34}) \phi_3 \phi_4 + (A_{13} + A_{15} - A_{35}) \phi_3 \phi_5 + (A_{14} + A_{15} - A_{45}) \phi_4 \phi_5 \right)$$

where  $V$  is the molar volume,  $\phi$  is the molar volume fraction  $\phi_1 = (V_1 X_1) / (\sum V_i X_i)$ ,  $A_{ij}$  is terminal constant of the S-H equation. The equations of  $f_2$  to  $f_5$  are similar to  $f_1$ .

The calculated data from improved S-H model coincide quite well with the experimental ones in the whole range of concentration ratio of  $R_3NHCl$  to  $(R_3NH)_2UO_2Cl_4$  in organic phase. It shows the reliability of our thermodynamic model.

The thermodynamics of  $UP_2Cl_2-HCl$  extraction by TOA-toluene is studied. It includes:

1. The Pitzer equation and improved Frank-Thompson equation are used to calculate the activity coefficients of electrolytes in aqueous phase;
2. The activity coefficients of all components in organic phase are measured or calculated;
3. The thermodynamic equilibrium constants for this system are obtained;
4. The improved Scatchard-Hildebrand model is applied to correlate the activity coefficients of all components in organic phase.

#### References

1. Teng Teng, Yigui Li, Liangping Zhang // Hydrometallurgy. 1982. Vol. 8. P.261.
2. Teng Teng, Yigui Li // Ibid. 1983. Vol.10. P.69.
3. Yigui Li, Teng Teng, Jiufang Lu et al. // Fluid Phase Equilibria. 1986. Vol.30. P.297.
4. Yigui Li, Jiufang Lu, Zhongcheng Li et al. // Separation Processes in Hydrometallurgy / Ed. Davies G. A. Ellis Harwood, 1987. P.238.
5. Sato T. // J. Inorg. Nucl. Chem. 1966. Vol.28. P.1461.
6. Harada M., Eguchi W. // C. A. 1976. Vol.85. 168468.
7. Pitzer K.S. // Activity Coefficients in Electrolyte Solution / Ed. R.M. Pytkowitz, I Vol., Boca Raton, Florida: CRC Press, 1979. Ch.7.

A.V.Ochkin, Mendeleev Institute of Chemical Technology,  
V.V.Sergievsky, Moscow Institute of Engineering Physics, Moscow  
USSR

Recently the significant progress has been reached in the extraction thermodynamics. At first we would like to mark the success of the thermodynamics of multicomponent aqueous solutions where the methods of computation of component activities have been elaborated. Thus the main problem is to receive accurate experimental data which are necessary for calculation.

The situation is less satisfactory in the thermodynamics of multicomponent non-aqueous solutions which form the organic phase of extraction systems. Here the problems are more complicated because the number of components and the interval of variation of their activity coefficients are more than in aqueous solutions. Moreover in real systems with non-volatile solvents it is practically impossible to determine directly activity coefficients of any component except water. Therefore the elaboration of methods to compute activities in these solutions is very important.

Non-ideality of the organic phase in extraction systems is known to be described often by means of the conception of ideal associated solutions (IAS) in which deviations from ideality are explained with the formation of associates, solvates etc. the equilibrium between them being ruled by the mass action law and their solution being ideal at all the concentrations. Thus for two solutes A and B there are

$$pA + rB \rightleftharpoons A_p B_r, \quad (1)$$

$$\beta_{pr} = \frac{[A_p B_r]}{[A]^p \cdot [B]^r}. \quad (2)$$

If we do not consider the physical meaning of constants  $\beta_{pr}$  the conception IAS can be treated as a method of description of deviation from ideality in which the monomer concentration is equal the component activity a:

$$[A] = a_A \quad \text{and} \quad [B] = a_B. \quad (3)$$

The application of IAS shows that there are some difficulties:

1. As a rule it is necessary to use more than one constant for the description of the simple binary solutions with self-association of solutes.

2. The number of constants increases rapidly when the number of components rises. Therefore there is no example of the application of IAS in a strict way to describe the solution with three or more solutes.

3. It is possible to find some sets of constants to describe the solution.

4. The procedure of the determination of constants from indirect experimental data in multicomponent solutions (cryoscopy, ebullimetry etc.) has not elaborated yet. We mean especially the procedure which guarantees the fulfillment of the conditions (3). As a matter of fact we meet here the same difficulties as at the determination of activity coefficients.

Instead of IAS the method of activity coefficients can be used to describe non-ideality of the organic phase. The main problem is the elaboration of an universal method to calculate a variation of activities of solutes from the activities of the other component when a new solute has been introduced to the solution. The universality of a method should permit to calculate activity coefficients of extractant or extracted complex in multicomponent solutions by means the same procedure adding solutes into binary solution one by one. For this purpose McKay [1] offered to use the relations

$$\left( \frac{\partial \ln a_i}{\partial r_{j\kappa}} \right)_{r_{i\kappa}} = \left( \frac{\partial \ln a_j}{\partial r_{i\kappa}} \right)_{r_{j\kappa}} \quad (4)$$

and

$$\left( \frac{\partial \ln f_i}{\partial r_{j\kappa}} \right)_{r_{i\kappa}} = \left( \frac{\partial \ln f_j}{\partial r_{i\kappa}} \right)_{r_{j\kappa}}, \quad (5)$$

where  $r_{i\kappa} = x_i/x_\kappa$  is the relative concentration;  $x_i$ ,  $a_i$  and  $f_i$  are the mole fraction, the activity and the mole activity coefficient of the component  $i$ . The molality  $m_i$  is another form of  $r_{i1}$ :

$$m_i = \frac{10^3}{M_1}, \quad (6)$$

where the subscript "1" refers to solvent,  $M_1$  is the molecular mass of solvent.

This method permits us to describe the effect of hydration on extraction equilibrium [2]. Details of the procedure of the description are considered for alkylammonium salts. The water concentration  $m_w$  in their solutions is often the linear function of salt concentration  $m_s$ :

$$m_w = m_w^0 + h m_s = m_w^0 (1 + k_h m_s), \quad (7)$$

where  $m_w^0$  is the water concentration in pure solvent and is proportioned to the water activity  $a_w$ ,  $h$  is the hydration number,  $k_h$  is the hydration parameter which does not depend on  $a_w$ . Because  $m_s$  does not effect on  $h$  the water activity coefficient  $f_w$  decreases when  $m_s$  rises. It is proved also that the solvent activity  $a_1$  is not effected with hydration water:

$$\ln a_1 = \ln a_1^* - \frac{M_1}{10^3} m_w^0, \quad (8)$$

where the asterisk means that the activity is determined in the dry solution ( $m_w = 0$ ). Introduction (7) into (4) or (5) and integration leads to

$$\ln a_s/a_s^* = - \frac{\kappa_h m_w}{1 + \kappa_h m_s} = -h. \quad (9)$$

It means the hydration results in the decrease of  $a_s$  in the extent determined with the value of  $h$ . Because  $h$  does not depend on  $m_s$  the decrease of  $a_s$  is the same size for different  $m_s$  and the effect of hydration on the extraction equilibrium can be only marked when  $a_w$  is changed. Introduction (9) in Gibbs-Duhem's equation for tertiary solution leads to the equation (8).

The equations (7) - (9) include the only constant  $\kappa_h$ . They can be extended for the solutions with several solutes with different  $\kappa_h$  and  $h$ . Then instead of (9) we get

$$\ln \frac{a_s^i}{(a_s^i)^*} = - \frac{\kappa_h^i m_w}{1 + \kappa_h^i m_s^i + \kappa_h^{ii} m_s^{ii} + \dots} = -h'. \quad (10)$$

The application of IAS to describe the hydration is connected with difficulties. It is shown [2] the indefinite number of the constants  $\beta_{pr}$  should be used instead of the equations (7) - (9).

The above-mentioned method of the description of the hydration is not universal because the binary solution water-ammonium salt is not a good base to calculate activities. Apparently one should choose the binary solution solvent-ammonium salt as this base and carry out the calculation through solvent activities. The procedure of the calculation has been shown [3] for the introduction of another solute in the binary solution. Then the integration of (5) along the line  $r_{23} = \text{const}$  gives

$$\ln f_2/f_2' = \int_{r_{13}'}^{r_{13}} \left( \frac{\partial \ln f_1}{\partial r_{23}} \right)_{r_{13}} dr_{13}. \quad (11)$$

As  $r_{13}$  and  $r_{23} \rightarrow \infty$  at  $x_3 \rightarrow 0$  it is necessary to alter the variables, then

$$\ln f_2 = - \frac{10^3}{M_1} \int_0^{m_3} \left( \frac{\partial \ln f_1}{\partial m_2} \right)_{m_3} \frac{dm_3}{m_3}. \quad (12)$$

When non-ideality of a solution is big enough the dependance of  $\ln f_1$  on  $m_2$  is not linear whereas the dependance of  $\ln f_1/f_1^*$  (the asterisk means that the activity coefficient is determined in binary solution at  $m_3 = 0$ ) on  $m_2$  is linear. Then instead of (12) we find

$$\ln f_2/f_2^* = - \frac{10^3}{M_1} \int_0^{m_3} \left( \frac{\partial \ln f_1/f_1^*}{\partial m_2} \right)_{m_3} \frac{dm_3}{m_3}, \quad (13)$$

where  $f_1^*$  is the solvent activity coefficient in binary solution at  $m_2 = 0$ . The equation (13) can be used to describe the effect of the hydration on the extraction equilibrium. We find from (7) and (8)

$$\ln f_i = \ln f_i^* - \ln \left( 1 + \frac{M_i}{10^3} m_s \right) - \frac{M_i}{10^3} m_w^0 + \ln \left[ 1 + \frac{M_i}{10^3} (m_s + m_w) \right]. \quad (14)$$

After the expansion of logarithms in Taylor's series and the neglect of all the terms except the first one we find

$$\ln f_i / f_i^* \approx 0,001 \cdot M_i \cdot m_w^0 \cdot k_h \cdot m_s. \quad (15)$$

Usually  $f_1^0 = 1$  and the introduction of (15) into (13) and the integration gives

$$\ln f_s / f_s^* = - \frac{k_h \cdot m_w}{1 + k_h \cdot m_s} = -h. \quad (16)$$

As  $f_s / f_s^0 \approx a_s / a_s^0$  the equation (16) is equivalent to (9).

The equation (13) permits to calculate activity coefficient of a component in a multi-component solution from solvent activities. The first step is the computation in the binary solutions from Gibbs-Duhem's equation and then the alteration of activity coefficients is calculated when new solutes are added one by one. In another report the equation (13) is used to describe the effect of extractant concentration on activities of extracted complex.

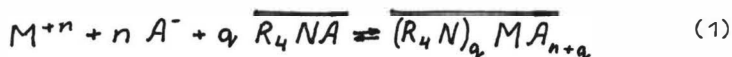
One of the advantages of the method under consideration is the application of the rather small number of empiric parameters to describe non-ideality in multicomponent solutions. However it is necessary to take into account that the accuracy of calculation rapidly decreases when  $|\lg f_i| > 2$ . Therefore it is worth describing the largest or significant part of non-ideality through the reaction like (1). This combined description has been used for the systems tetrachloromethane-tridodecylammonium (TDA) nitrate-Eu extracted with TDA nitrate [4]. Although the extracted complex is known to contain 2 molecules of TDA nitrate the formation of the complex with 3 molecules of TDA nitrate has been assumed. As a result of this the values of activity coefficients have become smaller and the accuracy of the calculation has increased.

#### References

1. Mc Kay H.A.C. // Nature. 1952. Vol. 1298. P. 465.
2. Yagodin G.A. et al. Osnovy jidkostnoi ekstrakzii. Redactor G.A. Yagodin. M: Chimia. 1981.
3. Ochkin A.V. // Tesicy dokladov XI Vsesojuznoi konferenzii po calorimetrii and chimitcheskoi termodinamike. Ch. 1. Novosibirsk. 1986. S. 201.
4. Ochkin A.V., Lazarevich V.E. // Radiochimia. 1982. Vol. 24. P. 299.

A.V.Ochkin, Mendeleev Institute of Chemical Technology,  
Moscow, USSR

The metal extraction with substituted ammonium salts is usually described with the equation



with the equilibrium constant

$$K_T = \frac{c_c \cdot \gamma_c}{[M^{+n}] \cdot [A^{-}]^n \cdot \gamma_s^{n+1} \cdot c_s^q \cdot \gamma_s^q}, \quad (2)$$

where the line over the symbols shows the substance is in the organic phase,  $c$  and  $\gamma$  are the concentration and the activity coefficient, the subscripts "c" and "s" correspond to the extracted complex and the ammonium salt.

Now there is a significant progress in the determination of activity coefficients  $\gamma_{\pm}$  in multicomponent aqueous solutions. The problem is considered to be principally resolved although sometimes there is a lack of experimental data necessary for calculation. Therefore the main difficulty is connected with the determination of the activity coefficients  $\gamma_c$  and  $\gamma_s$  in organic phase.

When calculating  $\gamma_c$  and  $\gamma_s$  one should take into account the next phenomena in organic phase:

1. The association of ammonium salt and extracted metal complex.
2. The hydration of ammonium salt and metal complex.
3. The solvation of ammonium salt and metal complex with modifier.
4. The decrease of  $\gamma_c$  in presence of ammonium salt and similarly the decrease of  $\gamma_s$  in presence of metal complex.

The direct determination of  $\gamma_c$  and  $\gamma_s$  is known to be impossible and it is necessary to calculate them from the activities of solvent or other components. This report is concerned with the progress in this field for the last five years.

The solvation of ammonium salts with alcohols. It was shown [1] that the effect of solvation on activities of ammonium salt  $a_s$  and solvent  $a_1$  could be described as

$$\ln a_s/a_s^0 = - \frac{K_s \cdot m_{ae}}{1 + K_s \cdot m_s}, \quad (3)$$

$$\frac{10^3}{M_1} \ln \frac{a_1}{a_1^0 \cdot a_1^*} = \frac{K_s m_s m_{ae}}{1 + K_s m_s}, \quad (4)$$

where  $m_s$  and  $m_{al}$  are the molalities of salt and alcohol;  $a_s^0$  and  $a_1^0$  are the activities of ammonium salt and solvent in the binary solution at  $m_{al} = 0$ ;  $a_1^*$  is the activity of solvent in the binary solution at  $m_s = 0$ ;  $M_1$  is the molecular mass of solvent;  $k_s$  is the solvation parameter of a salt. The values  $k_s$  have been determined for a number of systems and they are shown to increase when anion radius decreases in consequence: iodide, bromide, chloride [2,3].

Extracted metal complexes are proved to be solvated with alcohols [3]. Then the equation (3) is transformed into

$$\ln \frac{a_s}{a_s^0} = - \frac{K_s m_{ae}}{1 + K_s m_s + K_c m_c}, \quad (5)$$

$$\ln \frac{a_c}{a_c^0} = - \frac{K_c m_{ae}}{1 + K_s m_s + K_c m_c}, \quad (6)$$

where  $k_c$  is the solvation parameter of metal complex after the introduction of (5) and (6) into (2) it is possible to find the effect of alcohol on the distribution coefficient  $D$  [3] of metal for micro-concentrations ( $m_c \rightarrow 0$ )

$$\lg D = \lg D_0 - \frac{K_s q - K_c}{2,3(1 + K_s m_s)}. \quad (7)$$

The equation (7) allows to calculate slopes of the dependance of  $\lg D$  on  $m_{al}$  from values of  $k_s$  and  $k_c$  determined in independent experiments. The calculated values of slopes were near experimental ones [3].

The equation (7) is suitable for systems where the dependence of water concentration in the organic phase  $m_w$  on water activity  $a_w$  and  $m_s$  is linear. If there are deviations from the linearity (so called "nonlinear hydration") it is necessary to take into account the effect of alcohol on the hydration of ammonium salt. The equilibrium description of these systems was considered for the extraction of uranyl sulphate with benzene solutions of tri-n-octylammonium sulphate contained n-octanol [4]. The distribution coefficient of uranyl  $D_u$  is shown to pass through a maximum when an alcohol concentration increases [5]. It is known as well the activity of tri-n-octylammonium sulphate decreases rapidly when the water activity rises. The experimental data are given in the table [4].

Effect of n-octanol on the extraction of uranyl sulphate ( $7.3 \cdot 10^{-4}$  mole/l) with 0.025 mole/l tri-n-octylammonium sulphate in benzene.  $25.0 \pm 0,1^\circ\text{C}$  [4]

$C_{al}$ mole/l	$D_u$	$C_w$ mole/l	$h$	$C_{al}$ mole/l	$D_u$	$C_w$ mole/l	$h$
/0	840	0.142	4.38	0.10	1005	0.088	2,20
0.01	1248	0.132	3.98	0.15	431	0.089	2,24
0.02	1598	0.123	3.59	0.20	292	-	-
0.03	2051	0.103	2.81	0.25	173	0.091	2.33
0.04	1850	0.088	2.20				

The distribution coefficient  $D_u$  passes through the maximum at  $C_{al} = 0,03$  mole/l. The decrease of  $D_u$  at  $C_{al} > 0,03$  is connected with extractant solvation with alcohol and can be described the equation, like (7) with the parameters  $\lg D_0 = 3.459 \pm 0.055$ ,  $k_s = 6.69 \pm 0.11$  l/mole (in the molar scale),  $q = 2$  and  $k_c = 0$ . The difference  $\lg D_0 - \lg 840 = 0.535$  is due to the decrease of hydration ratio of extractant from 4.38 to 2,20. Effect of the decrease of  $h$  is calculated as it offered in (6):

$$\ln \frac{\gamma_s}{\gamma_s^0} = h_\infty - h_{int}, \quad (8)$$

where  $\gamma_s$  and  $\gamma_s^0$  are the activity coefficients of ammonium salt in the solution under consideration and in the diluted solution in which the hydration ratio  $h_\infty$  does not depend on salt concentration and are proportional to water activity;  $h_{int}$  is the integral hydration ratio which are equal 2.88 for 0.025 mole/l tri-n-octylammonium sulphate in benzene [6]. For  $h_\infty = 2.20$   $\ln (\gamma_s/\gamma_s^0) = -0.68$  that results in the increase of  $\lg D_u$  on 0.59.

Decrease of  $f_c$  in presence of ammonium salt. This effect observed for extraction of  $\text{FeCl}_3$ , lanthanide nitrates etc. with ammonium salts. Then the decrease of the mole activity coefficient  $f_c$  can be calculated only from solvent activities. At first the next equation has been derived at  $m_c \rightarrow 0$  [7]:

$$\ln f_c = -\frac{10^3}{M_1} \int_0^{m_s} \frac{1}{m_s} \left[ \frac{M_1}{10^3} + \left( \frac{\partial \ln a_1}{\partial m_c} \right)_{m_s, m_c=0} \right] dm_s, \quad (9)$$

where  $f_c = 1$  at  $m_s = 0$  and  $m_c = 0$ .

Afterwards [8] the equation (9) has been transformed into

$$\ln f_c = -\frac{10^3}{M_1} \int_0^{m_s} \frac{1}{m_s} \left( \frac{\partial \ln \frac{a_1}{a_1^0}}{\partial m_c} \right)_{m_s, m_c=0} dm_s, \quad (10)$$



where  $a_1^0$  and  $a_1^*$  are the solvent activities in binary solutions at  $m_c = 0$  and  $m_s = 0$  correspondingly. The values  $f_c$  of complexes of cerium and europium nitrates with tridodecylammonium nitrate which were calculated from the equation (10) have been used to find out the extraction constants [8].

When  $m_c \neq 0$  the next equation has been derived instead of (10):

$$\ln f_c/f_c^* = -\frac{10^3}{M_1} \int_0^{m_s} \frac{1}{m_s} \left( \frac{\partial \ln \frac{f_c}{f_c^* \cdot V^2}}{\partial m_c} \right)_{m_s} dm_s, \quad (11)$$

where  $f_c^*$  is the mole activity coefficient of complex at  $m_s = 0$ . It is possible to show that the equation (11) transforms into (10) at  $m_s \rightarrow 0$ . Moreover for above-mentioned systems with cerium and europium nitrates the calculation from (10) and (11) results in approximately equal values that is the alteration of  $\ln f_c$  does not depend on complex concentration.

#### References

1. Ochkin A.V. // Z.Phys.ch.(USSR). 1981. Vol.55. P.1354.
2. Ochkin A.V., Kudrov A.N., Ospoprivivatelev A.A. // Ibid., 1984. Vol.58. P.1260.
3. Ochkin A.V., Kudrov A.N., Ospoprivivatelev A.A. // Radiochimia (USSR). 1985. Vol.27. P.598.
4. Ochkin A.V., Kudrov A.N. // Ibid. 1984. Vol.26. P.402.
5. Deptula C., Korpak W. // Nucleonika. 1960. Vol.5. P.845.
6. Sergievsky V.V. Vlianie gidratatsii komponentov organicheskoi fazi na ekstraktzionnoe ravnovesie (Effect of hydration of components of organic phase on extraction equilibrium). Neorgan.Chimia (Itogi nauki i tehniki). 1976. Vol.5. P.5-82.
7. Ochkin A.V. // Z.Phys.ch. (USSR). 1980. Vol.53. P.1864.
8. Ochkin A.V., Lazarevich V.E. // Radiochimia (USSR). 1982. Vol.24. P.299.

V.M.Sedov, A.A.Kopyrin, V.V.Proyayev, I.A.Burtcev, Lensoviet  
Institute of Technology, Leningrad, USSR

A vast diversity of the intermolecular interactions in the organic and water phases of extraction systems used in practice requires a special search for both experimental methods and suitable liquid mixtures models which should be theoretically strict, based on the minimal number of empirical parameters and relatively simple mathematical apparatus.

Our investigation of the extraction systems containing alkylammonium salts and organic phosphorous compounds has shown that the organic phase imperfection was caused by the extractant association and the formation of a set of extracting complexes, the extraction being taken from the concentrated solution of electrolytes.

Pitzer's [1] and Mikulin's [2] methods were found to be the most convenient for the calculation of the water phase components activity, as they make it possible to calculate the multicomponent solutions properties using the data obtained for binary systems.

Having analyzed the literature data for 29 binary solutions of 1-3 group metal nitrates as well as uranyl and thorium nitrates we found that Pitzer's equation range of use could be widened up to saturation regions by taking into consideration  $\beta^{(2)}$  coefficient recommended by Pitzer only for the sulfates of bivalent metals. The statistical significance of the coefficients was estimated according to Fisher's criterion.

The experimental water isoactivities in 7 ternary systems (nitrate solutions uranyl-thorium; uranyl-praseodymium; uranyl-lithium; uranyl-magnium; lithium-ammonium; magnium-ammonium; sodium-aluminium) could be described well by means of equations containing  $\beta^{(2)}$ , without using Pitzer triple coefficients. Ammonium nitrate systems are an exception because of the ion association in the concentrated solutions with ammonium ions.

Zdanovski-Mikulin's equations determine water isoactivities in ternary systems with approximately the same accuracy as that of Pitzer's equations. However their application is limited because one has to use additional data on water activity in supersaturated binary solutions to make the calculations.

While choosing a suitable theoretical model for the organic phase we have focused mainly on different versions of the theory of association equilibria which enables to take into account (by means of asso-

ciation constants) the main interactions of the hydrogenbonds type or dipole-dipole interactions.

We have considered 5 versions of associative equilibria theory differing in the accuracy of the estimation of the associates mixture imperfection. Besides we have investigated two semiempirical equations for the solvent activity coefficients ( $f_s$ ). The equation

$$m_A^2 / \ln f_s = B_0 + B_1 m_A \quad (1)$$

was proposed in [4] and equation

$$m_A^2 / \ln f_s = B_0 \sqrt{m_A} + B_1 m_A \quad (2)$$

has been used for the first time. It may be considered as analogous to Deby-Hückel equation for organic solutions.

All the models and both equations have been examined for more than so organic solutions, the solvent activity data being obtained in our crioscopic and vapour pressure osmometric (VPO) experiments or taken from literature [4-6]. Both in dilute and concentrated solutions the best results have been achieved by means of an ideal associative solution model without making an assumption that all association constants are the same. The values of tributiphosphate (TBP) dimerisation constants in the various solvents are in good agreement with the equation

$$\ln \beta_{2,TBP} = 0,63 - 1,24 SE, \quad (3)$$

where  $SE$  is the parameter of solvent effect. For several alkylammonium salts (AS) in benzene the association constant depends on the molecular structure in the following manner:

$$\ln \beta_{AS} = \ln \beta^0 + 2,32 \Sigma \delta^* + 2,17 \Sigma E_s, \quad (4)$$

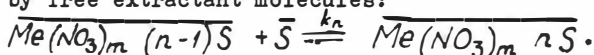
where  $\delta^*$ ,  $E_s$  are Shmidt's parameters of inductive and steric effects.

The temperature dependence of  $\beta$  for trioctylammonium (TOA) nitrate in benzen is calculated according to the equation

$$\ln \beta_{TOA} = -5,77 + 2600/T. \quad (5)$$

Examining the organic solutions of alkylammonium salts and organic phosphorus compounds containing metal nitrates we have completed and specified the literature data by our UR, NMR- and VPO results.

It has been demonstrated that metalcontaining complexes could be solvated by free extractant molecules:



The values of the additional solvation were found to be: in the system "  $Ce(NO_3)_3$  - TBP - benzene "

$$k_4 = (3,4 \pm 0,4) \cdot 10^2 \quad k_5 = 8,1 \pm 0,4$$

"  $Pr(NO_3)_3$  - TBP - benzene "

$$k_4 = 1,2 \pm 0,1$$

$$\begin{aligned}
 & \text{"UO}_2(\text{NO}_3)_2\text{-TBP - benzene"} \\
 k_3 &= 1,6 \pm 0,1, \\
 & \text{"Th(NO}_3)_4\text{-TBP - benzene"} \\
 k_3 &= 52 \pm 3 \quad k_4 = (1,2 \pm 0,1) \cdot 10^{-1}, \\
 & \text{"Ce(NO}_3)_3\text{-trilaurylammonium nitrate (TLA}\cdot\text{HNO}_3\text{)-CCl}_4\text{ [4]} \\
 k_4 &= (3,4 \pm 0,4) \cdot 10^2, \quad k_5 = 8,1 \pm 0,4, \\
 & \text{"Eu(NO}_3)_3\text{-TLA HNO}_3\text{-CCl}_4\text{ [4]} \\
 k_4 &= (2,9 \pm 0,6) \cdot 10^3, \quad k_5 = (2,2 \pm 0,6) \cdot 10^3.
 \end{aligned}$$

The calculated constants of the association and the additional solvation have been used in the extraction mathematical model based on a more thorough consideration of all the interactions by means of the mass action law.

Another way of description of the extraction equilibria is the method based on the partition law in a general form, thermodynamic partition constant ( $K$ ) being the only main parameter. This constant is equal to the relation of the extracting component activity in the organic phase to that in water phase. We have introduced the method of calculating the component activity in metal-containing organic solutions from VPO data. It is based on integrated Gibbs-Dugem equation in the ternary organic systems analogous to the calculation method for water solutions. We have calculated the activity of europium nitrate in water and organic phases using literature data [4]. The partition constant in the system "( 7,23m  $\text{LiNO}_3$  + 1,36m  $\text{Ca(NO}_3)_2$  +  $\text{Eu(NO}_3)_3$  ) -  $\text{TLA}\cdot\text{HNO}_3$  -  $\text{CCl}_4$ " was found to be

$$K_{\text{Eu(NO}_3)_3} = \bar{a}_{\text{Eu(NO}_3)_3} / \alpha_{\text{Eu(NO}_3)_3} = (3,4 \pm 1,4) \cdot 10^{-7}.$$

Though the partition law has been rarely used in its general form up till now we find it to be very attractive because of its simplicity and strictness. Future research will make it possible to determine some regularities for its further simplification and to apply it to a wide range of extraction systems.

## References

1. Pitzer K.S. // J.Amer.Chem.Soc. 1974. Vol.96, N 18. P.5701-5707.
2. Voprosy fizicheskoy khimii rastvorov elektrolitov. Leningrad. Khimiya. 1968. 418 P.
3. Rard J.A. et al. // J.Chem.Eng.Data. 1977. Vol.22, N 4. P.337-347; J.Chem.Eng.Data. 1982. Vol.27, N 4. P.454-462.
4. Ochkin A.V. Thesis doct.sci. Moskva, 1982. 247 p.
5. Kraus C.A. et al. // J.Amer.Chem.Soc. 1934. Vol.56, N 3. P.511-516; J.Amer.Chem.Soc. 1951. Vol.73, N 10. P.4557-4561.
6. Vdovenko V.M., Galkin G.Ya., Chaykhorsky // Radiokhimiya. 1961. Vol.3, N 4. P.448-454.

I.M. Ivanov, V.P. Zaitsev,

Institute of Inorganic Chemistry of the Siberian Branch of the  
USSR Academy of Sciences, Novosibirsk, USSR

The Gibbs energy change of the ion exchange reactions

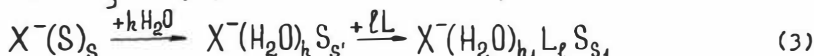


is determined by the sum of the solvation energy contributions of the exchanging ions  $[\Delta G_{tr}^0(X^-) - \Delta G_{tr}^0(A^-)]$  which depends on the composition and properties of the nonaqueous solvent. The present work investigates the exchange reactions and water solubility in the extraction of inorganic anions with the tetraoctylammonium salts  $R_4NX$  and of alkali metal cations  $Me^+$  with the tetraphenylboron salts  $MeBPh_4$  depending on the composition and properties of the mixed solvent.

Solvation of an anion  $X^-$  in a nonaqueous solution S can be regarded as formation of solvates of the composition  $X^-(S)_g$  in a continuous medium S. In the presence of water or other solvents L the solvent S may be partially or completely displaced from the first sphere of the anion with the formation of a hydrate-solvate. The change in the standard chemical potential of the ion on changing from the "dry" to the water-saturated solvent can be expressed as a function of complexation

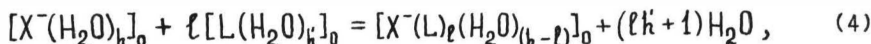
$$\Delta \mu^0 = \mu_S^0 - \mu_{S_h}^0 = -RT \ln \Phi_X. \quad (2)$$

The addition to the solution of protic compounds L (alcohols, phenols,  $CHCl_3$ ) may give rise to a mixed hydrate-solvate



with the displacement of a portion of water or solvent molecules from the coordination sphere of the ion.

The collective effect of small concentrations of solvating additives and water on the anion solvation process can be estimated on the basis of complexation equations. Let us assume that an alcohol molecule displaces, on its dehydration, one water molecule in the hydration shell of the anion according to the reaction



where  $\ell$  is the total number of water molecules displaced from the hydration shell of the ion. Let us now form three balance equations for the nonaqueous phase: with respect to water, the  $R_4NX$  salt, and octyl alcohol. By simultaneously solving these equations we obtain the expression:

$$C_{H_2O}^{tot} = C_{H_2O}^{in} + k C_{QAAB} + (k+1) [L(H_2O)_k] - C_L, \quad (5)$$

where  $C_{H_2O}^{tot}$  is the total content of water in the nonaqueous solution,  $C_{H_2O}^{in}$  is the concentration of water in the pure solvent which is independent of the salt concentration within the 0-0.2 M interval.

Fig. 1 shows the results for the water extraction with solution of quaternary ammonium bases (QAB) in the presence of different solvating additives. Addition of octanol to nonaqueous solutions of tetraoctylammonium salts results in a decrease in the amount of the dissolved water due to displacement of a portion of water molecules in the hydration shell of the anion by alcohol. The extent of water displacement by octanol increases with the increasing proton affinity of the anion. However, no complete displacement of water from the hydration shell occurs in this case. In contrast to octanol, 4-tert. butylphenol has stronger protogenic properties and more actively solvates the anion. It can be seen from Fig. 1 that the presence of alkylphenol may result in complete displacement of water from the hydration shell of the anion. In contrast to this, electron-donating additives, such as tributylphosphate (TBP) do not affect appreciably the hydration shell of the anion which indicates the absence of solvation of the QAB salts by these compounds.

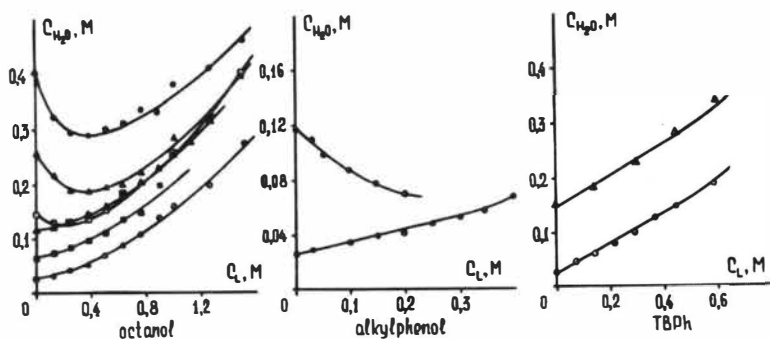


Fig. 1. Water solubility in the organic phase as a function of concentration of the solvating additives at a constant concentration of tetraoctylammonium salt in benzene

$C_{salt}$ :  $\circ$  - no salt;  $\blacksquare$  0.107 M  $R_4NJ$ ;  $\triangle$ ,  $\bullet$ ,  $\blacktriangle$  0.113 M  $R_4NNO_3$ ;  $\square$  0.1 M  $R_4NBr$ ;  $\blacktriangle$  0.089 M  $R_4NCl$ ;  $\bullet$  0.027 M  $(R_4N)_2SO_4$

In the case of mixed and water-saturated solvents there is often no additivity of the properties which indicates that solvation is by predominantly one of the solvent components. The formation of mixed solvates results in a change in the water solubility in the nonaqueous phase and the exchange constants. The changes in the exchange cons-

tant with the change in the solvent composition can be estimated on the basis of complexation considerations.

According to equ. (3) the overall concentration of the ions  $C_x$  in the solution is formed by the set of all species the stability of which can be expressed through the formation constants.

$$C_x = [X^-](1 + \beta_1 a_w + \beta_2 a_w^2 + \dots + \delta_1 C_L a_w + \delta_2 C_L^2 a_w^2 + \dots) = [X^-](\Phi_x + F_x), \quad (6)$$

where  $C_L$  is the equilibrium ligand concentration in the solution,  $a_w$  is the activity of water in the system,  $X$  is the activity of the ion in the solution,  $\Phi_x = 1 + \sum_{i=1}^n \beta_i$ ,  $F_x = \sum_{i=1}^n \delta_i C_L^i$  at  $a_w = \text{const.}$

In a dry solvent  $\Phi_x = 1$  and  $F_x = 0$ , then  $\Delta \mu^0 = 0$ . When the solution S is saturated with water  $\Delta \mu^0 = -RT \ln \Phi_x$ . In the presence of water and the additives L  $\Delta \mu^0 = -RT \ln(\Phi_x + F_x)$ .

For the exchange reaction (1) of the ions  $X^-$  and  $A^-$  the change in the exchange constant  $K_{ex}$  upon addition of a solvating additive L to a water-saturated solution is determined by the equation

$$\Delta \lg K_{ex} = \lg(\Phi_A + F_A)/\Phi_A - \lg(\Phi_x + F_x)/\Phi_x. \quad (7)$$

Let us consider some typical systems.

At  $F_x$  and  $F_A = 0$  and in the absence of solvation  $\Delta \lg K_{ex} = 0$ . An example are the anion exchange reactions in the presence of tributylphosphate (Fig. 2).

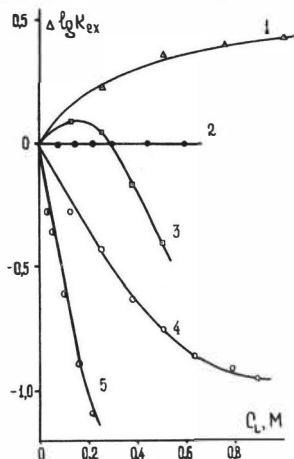


Fig. 2. The values of  $\Delta \lg K_{ex}$  of the anions in the systems with the tetracetylammonium salts in different solvents as a function of the solvating additive concentrations

Systems :

1.  $WO_4^{2-} - CO_3^{2-}$  - tetrachloroethylene - 2-ethylhexanol ;
2.  $NO_3^- - Cl^-$  - benzene - tributylphosphate
3.  $Cl^- - F^-$  - toluene - octanol ;
4.  $NO_3^- - Cl^-$  - benzene - octanol ;
5.  $NO_3^- - Cl^-$  - benzene - 4-tert. butylphenol

At  $F_x > F_A$   $\Delta \lg K_{ex} < 0$ . This is a typical instance of the effect of alcohols on the extraction of metals in the form of complex compounds and on the exchange of stable anions with a small degree of hydration in the solution.

At  $\Phi_x \gg \Phi_A$ , it is possible that for ions with strongly

differing degrees of their hydration in the nonaqueous solution and at small concentrations of L when  $\Phi_x \gg F_x \Delta \lg K_{ex}$  will be zero. This is a rare case of the increase in the exchange constants upon addition of aliphatic alcohols to solutions (with the exchanges  $Cl^- - F^-$ ,  $WO_4^{2-} - CO_3^{2-}$ ).

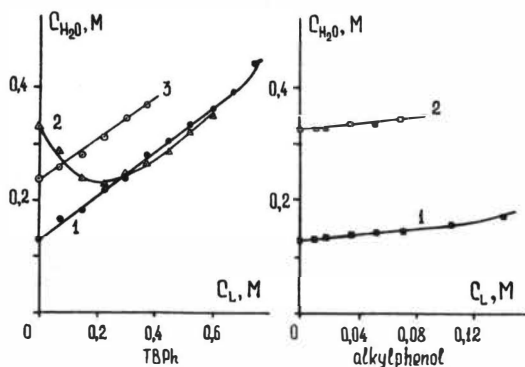


Fig. 3. Water solubility in the organic phase against concentrations of tributylphosphate and 4-tert. butylphenol in nitrobenzene at constant concentrations of  $R_4NCl$  and  $NaBPh_4$  salts.

$C_{salt}$  : 1 - no salt;  
 2 - 0.065 M  $NaBPh_4$ ;  
 3 - 0.026 M  $R_4NCl$

In contrast to the anions, the  $Na^+$  cation in the solutions of tetraphenylboron is solvated only by electron-donating compounds. Protic solvents, such as alkylphenols, displace water from the hydration shell of the  $Cl^-$  anion while being indifferent with respect to the  $Na^+$  cation. On the contrary, the electron-donating solvents, such as TBPh, dehydrate  $Na^+$  and are indifferent with respect to the anion (Fig. 3). The differences in action between the same solvating additives with respect to the QAB salts and  $NaBPh_4$  are explained by the different mode of coordination of the water and solvent molecules to the  $Na^+$  cation and the anions of the QAB salts.



E.M.Rakhman'ko, G.L.Starobinets, A.L.Gulevich, A.A.Obmetko,  
S.M.Leashchev, I.Yu.Rumyantsev, J.S.Prilutskaya, Research  
Institute of Physical-Chemical Problems, Byelorussian State  
University, Minsk, USSR

Quantitative data on self-association of higher quaternary ammonium salts (QAS), used as extractants, were obtained by indirect methods [1] and they are not always agree with their behaviour in extraction systems. The application of a direct method to study QAS extractants self-association is difficult because of high values of extraction constants in water-organic solvent systems. Neither it is possible to use data on lower QAS self-association, obtained by means of the interphase distribution method [2-3] to describe extraction equilibria with participation of their higher homologues, which is evidently due to dependence of association processes on a radical length. The values of concentration limits of the beginning of QAS self-association, obtained by means of different methods differ by 2-3 orders of magnitude. The ion self-association contribution into deviation of QAS behaviour from the ideal one remains unclear.

The present paper investigates both molecular and ion self-association of different QAS in inert solvents by means of methods of electrical conductivity and interphase distribution in the toluene - ethyleneglycol extraction system.

The application of the toluene - ethyleneglycol extraction system allows to study the distribution of higher QAS, used as extractants. Close values of QAS, at which the self-association for toluene-water and toluene - ethyleneglycol systems begins (Table 1) certifies the absence of a noticeable effect of hydration and solvation by ethyleneglycol on this process.

Table 1 shows, that the association boundary slightly decreases with the growth of anion and QAS cation radical, which agrees well with the literature data. Addition of octane to toluene leads to the self-association strengthening and addition of alcohol leads to its weakening (Fig.1).

High conductivity of higher QAS solution in toluene in concentrated solutions shows, that they provide for a formation of charged current-conducting particles (three-ion associates and more complicated formations). The QAS dissociation process can be written in the following way:

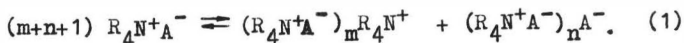


Table 1. Concentrations of self-association beginning of different QAS in toluene

QAS cation	Anion		
	Cl <sup>-</sup>	I <sup>-</sup>	Pic <sup>-</sup>
1. (C <sub>7</sub> H <sub>15</sub> ) <sub>2</sub> NCH <sub>2</sub> CH <sub>2</sub> N <sup>+</sup> (C <sub>7</sub> H <sub>15</sub> ) <sub>3</sub>	-	1.2.10 <sup>-3</sup>	-
2. (C <sub>12</sub> H <sub>25</sub> ) <sub>2</sub> (CH <sub>3</sub> ) <sub>2</sub> N <sup>+</sup>	-	1.0.10 <sup>-3</sup>	-
3. (C <sub>10</sub> H <sub>21</sub> ) <sub>3</sub> CH <sub>3</sub> N <sup>+</sup>	-	1.6.10 <sup>-3</sup>	-
4. (C <sub>10</sub> H <sub>21</sub> ) <sub>3</sub> C <sub>2</sub> H <sub>5</sub> N <sup>+</sup>	1.9.10 <sup>-3</sup>	6.4.10 <sup>-4</sup>	-
5. (C <sub>6</sub> H <sub>13</sub> ) <sub>3</sub> C <sub>2</sub> H <sub>5</sub> N <sup>+</sup>	-	4.5.10 <sup>-4</sup>	3.3.10 <sup>-4</sup>
6*. (C <sub>6</sub> H <sub>13</sub> ) <sub>3</sub> C <sub>2</sub> H <sub>5</sub> N <sup>+</sup>	-	4.0.10 <sup>-4</sup>	-

(\*) toluene - water extraction system

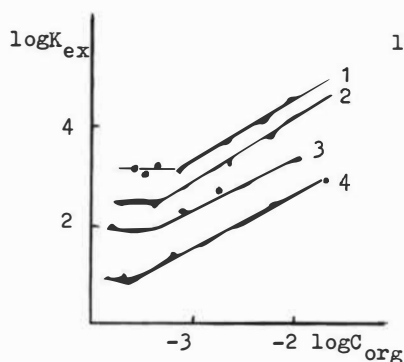


Fig.1. Dependence of extraction constant of iodide tridecyl-ethylammonium on its concentration in toluene (1) and with addition of octane -20% (2), 40% (3), 60% (4)

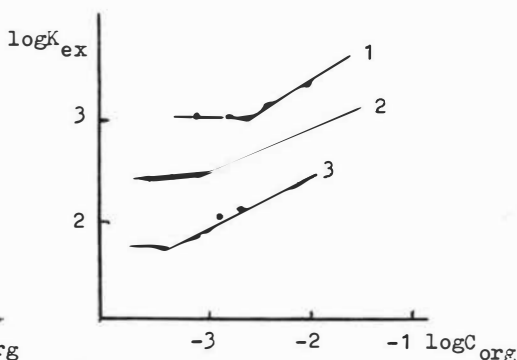


Fig.2. Dependence of extraction constant of iodide dilaurylmethyl ammonium on its concentration in toluene with addition of dodecanol: 0,06 M (1); 0,2 M (2); 0,5 M (3)

The dissociation constant will be equal to:

$$K = \frac{[(R_4N^+A^-)_m R_4N^+][R_4N^+A^-]_n}{[R_4N^+A^-]^{m+n+1}}, \quad (2)$$

where  $m+n+1$  - is the number of QAS molecules, participating in the formation of ions pair;  $m, n$  - is the number of QAS molecules, solvating the cation and anion respectively.

Taking into account the electroneutrality condition, the dissociation degree can be written in the form:

$$\alpha = \frac{\sqrt{K[R_4N^+A^-]^{m+n+1}}}{\sqrt{K[R_4N^+A^-]^{m+n+1} + \frac{[R_4N^+A^-]}{m+n+1}}} = \frac{\lambda_i}{\lambda_\infty}, \quad (3)$$

where  $\lambda_\infty$  is the equivalent conductivity of the  $i$ -th QAS concentration and  $\lambda_i$  is the equivalent conductivity of QAS solution, corresponding to total salt dissociation in the process (1).

If the QAS portion, subjected to dissociation is small, expression (3) acquires the form :

$$\lambda_i = \lambda_\infty (m+n+1) \sqrt{K[R_4N^+A^-]^{m+n-1}} \quad (4)$$

or in the bilogarithmic form :

$$\log \lambda_i = \log \left\{ \lambda_\infty (m+n+1) \sqrt{K} \right\} + \frac{m+n-1}{2} \log [R_4N^+A^-]. \quad (5)$$

The term  $\log \left\{ \lambda_\infty (m+n+1) \sqrt{K} \right\}$  of expression (5) changes with the change of QAS concentration at the expense of the conducting particle structure change. As it follows from Stocks equation [4], it slightly increases with the QAS concentration decrease and ion radius reduction. But as it is seen from Fig.3 and 4, the QAS concentration reduction from 0,08 to 0,06 leads to abrupt reduction of  $\log \lambda_i$ . Hence, the determining factor of  $\log \lambda_i$  change is the change of concentration of ions, but not their mobility. Then in the first approximation one can write:

$$\log \left\{ \lambda_\infty (m+n+1) \sqrt{K} \right\} \approx \text{const}$$

and the slope of the bilogarithmic dependence (5) will be equal to  $m+n-1$ .

As it is seen from Fig.3, the values of slope are negative at concentrations of all studied QAS more than  $3 \cdot 10^{-3}M$  and they are positive in more concentrated solutions. The negative (close to -0,5) slopes certificate a small quantity of three-ion associates at QAS are predominantly in a nonassociated state. In the minimum point  $m+n-1/2 = 0$ , hence,  $m+n=1$ , i.e. an average molecules number of QAS, solvating the ions pair in the minimum point is equal to 1.

The obtained data on conductivity of higher QAS solutions in toluene show, that when describing the process of their self-association one should take into account not only neutral associates, but also the charged ones. Exactly their presence in the solution may distort the results of the association study in the solution by the solvent activity.

The obtained data well agree with those on anion exchange extra-

ction. Fig. 4 shows, that the constants values of exchange of a number of anions do not depend on QAS concentration in toluene.

The obtained data show, that noticeable deviations of the higher QAS behaviour begin from concentration  $10^{-3}M$  and higher.

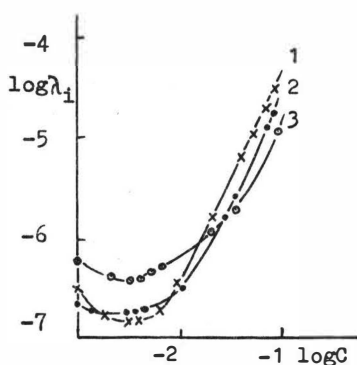


Fig. 3. Bilogarithmic dependence for toluene solutions of tributyl octadecyl ammonium:

- 1 -  $R_4N^+I^-$ ; 2 -  $R_4N^+SCN^-$ ;  
 3 -  $(R_4N^+)Zn(SCN)_4^{-2}$  and  
 $(R_4N^+)_2Co(SCN)_4^{-2}$

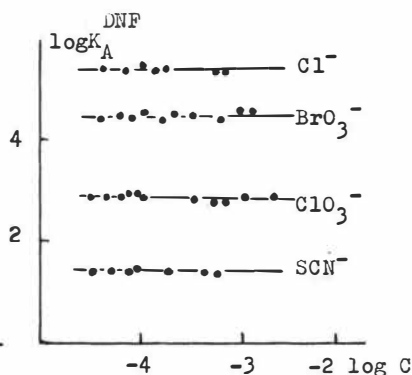


Fig. 4. Bilogarithmic dependence of exchange constant  $\log K_A^{DNF}$  on  $\log C_{R_4N^+DNF^-}$ .  
 $DNF^- - C_6H_3(NO_2)_2O^-$ .  
 Solvent - toluene

#### References

1. Komarov E.V., Kopyrin A.A., Proyaev V.V. Theoretical bases of extraction by associated reagents. Moscow: Energoatomizdat, 1984.
2. Jalhoom G., Siekierski S. // Pol. J. of Chem. 1979. Vol. 53. P. 2319.
3. Goldman S., Cave G.C.B. // Rev. rec. 1971. Vol. 23. P. 4096.
4. Robinson R., Stocks R. Electrolytes solutions. Moscow: For. Lit. Publ., 1963.

N.S. Poluektov, E. I. Tselik, Bogatsky Physico-Chemical Institute, Academy of Sciences of the Ukrainian SSR, Odessa, USSR

Recently, several correlations have been proposed between the properties of the system and its components to reveal the regularities of the extraction processes. It was shown [1,2] that for the homologue series of organic compounds the extractibility may depend on the number of carbon atoms in alkyl substituent, while for halogen derivatives with the various halogenide atoms - on the compound molecular mass or molar volume. Since these empirical regularities do not characterize the molecule nature, it is desirable to use more fundamental properties, such as, for example, the mean polarizability of the molecule.

The mean polarizability  $\alpha$  characterizes the ability of the atom or the molecule to adopt the dipole moment in the electric field and is determined by the expression  $\alpha = (3/4 \pi N) R_M = 0.3964 \cdot 10^{-24} R_M \text{ cm}^3 = 0.3964 R_M \text{ \AA}^3$ , where N - Avogadro number,  $R_M$  - molecular refraction. The latter may be determined by the different experimental or calculation methods. In the present work the value of the molecular refraction was calculated according to Eisenlohr additive scheme [3] on the base of the atomic and group refractions of the radicals, as well as the multiple bond increments.

The analysis of the literatural and experimental data on the interphase distribution of a number of hydroxyl- and carboxylcontaining organic compounds and their complexes with the metals was carried out. The correlation was found between the partition coefficients (P) values of the individual compounds and the mean polarizability of their molecules or the complexes stability constants and the mean polarizability of the ligand molecules. Below are the graphical and mathematic expressions of the obtained dependences.

Carboxylic acids.

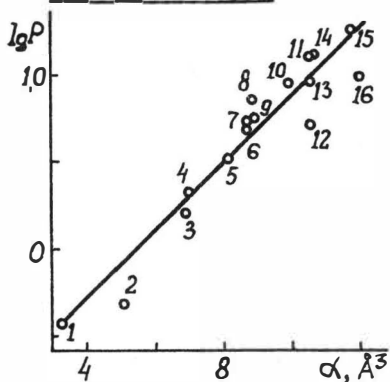
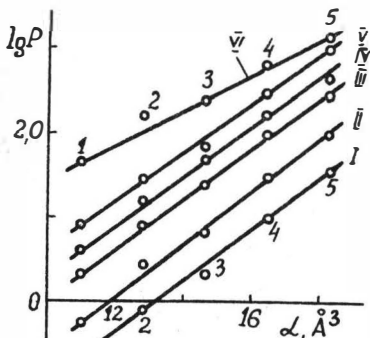


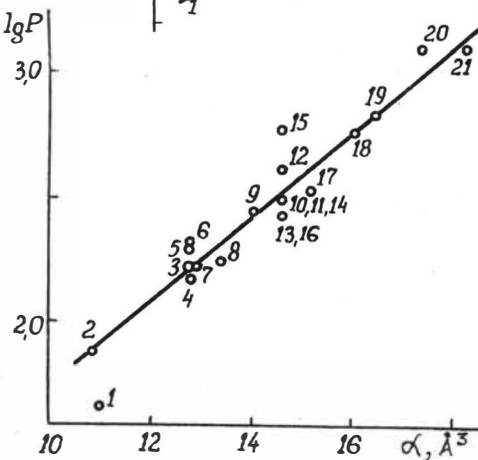
Fig.1. Plot of  $\lg P$  [1, p.151] vs.  $\alpha$  for the formic (1), acetic (2), propionic (3) chloroacetic (4), bromoacetic (5), butyric (6) isobutyric (7), 2-chloropropionic (8), dichloroacetic (9), 2-bromopropionic (10), trimethylacetic (11), valeric (12), isovaleric (13), 2-chlorobutyric (14), 2-bromobutyric (15), 2-iodopropionic (16) acids in the system water - diethyl ether.  $\lg P_x = \lg P_{\text{HCOOH}} + \gamma \Delta \alpha$ ,  $\gamma = 0.20, \Delta \alpha = \alpha_x - \alpha_{\text{HCOOH}}$

**Phenols.** P values were taken from [2].

**Fig. 2.** Plots of  $\lg P$  vs.  $\alpha$  for phenol (ph, 1), p-cresol (2), 4-ethyl-(3), 4-n-propyl- (4) and 4-n-butylphenol (5) in the systems water - cyclohexane (I), tetrachloromethane (II), benzene (III), dichloroethane (IV), nitrobenzene (V), n-amyl acetate (VI).  $\lg P_x = \lg P_{ph} + \gamma \Delta \alpha$ ,  $\Delta \alpha = \alpha_x - \alpha_{ph}$ ,  $\gamma = 0.306$  (I), 0.312 (II), 0.294 (III, IV), 0.284 (V), 0.207 (VI)



**Fig. 3.** Plot of  $\lg P$  vs.  $\alpha$  for phenol (1), 2-fluoro- (2), 2-methyl- (3), 3-methyl- (4), 4-methyl- (5), 2-chloro- (7), 2-bromo-(9), 2,4-dimethyl-(10), 2,5-dimethyl-(11), 2,6-dimethyl-(12), 3,4-dimethyl-(13), 3,5-dimethyl-(14), 2-ethyl-(15), 4-ethyl-(16), 2-iodo-(18), 4-propyl-(19), 2-isopropyl-5-methyl phenol (21), salicylic aldehyde (6), salicylic acid (8), methyl salicylate (17), 2-naphthol (20) in the system water - n-butyl acetate.  $\lg P_x = 0.168 \alpha_x + 0.09$



The similar dependences were obtained for some other series of compounds (Fig. 4). The found regularities are also kept for some complex compounds (Fig. 5).

We have earlier studied the extractable ionic associates of the rare earth elements acidocomplexes with salicylic acid and 8-hydroxyquinoline derivatives (L) and rhodamine B (RB) of the composition  $\text{LnL}_4\text{RB}$  and their stability was determined [5]. For the ionic associates with hydroxyquinoline derivatives the one-phase stability constant was found in the organic phase - chloroform,  $K = [\text{LnL}_4\text{RB}]/[\text{LnL}_3] \cdot [\text{RB}^0][\text{HL}]$ , and for the ionic associates with the salicylic acid derivatives - the value of the  $\beta$  formation degree calculated from the change of the extracts light absorption at stoichiometric and optimum reagent concentrations,  $\beta = A^{\text{stoich}} \cdot C_{\text{Ln}}^{\text{opt}} \cdot 100 / A^{\text{opt}} \cdot C_{\text{Ln}}^{\text{stoich}}$ , %.

The correlation of the ionic associates stability with the ligand molecule polarizability is observed (Fig. 6, 7, a) as well as with empirical hydrophobic fragmental constants (f) according to Rekker [6] (Fig. 6, 7, b).

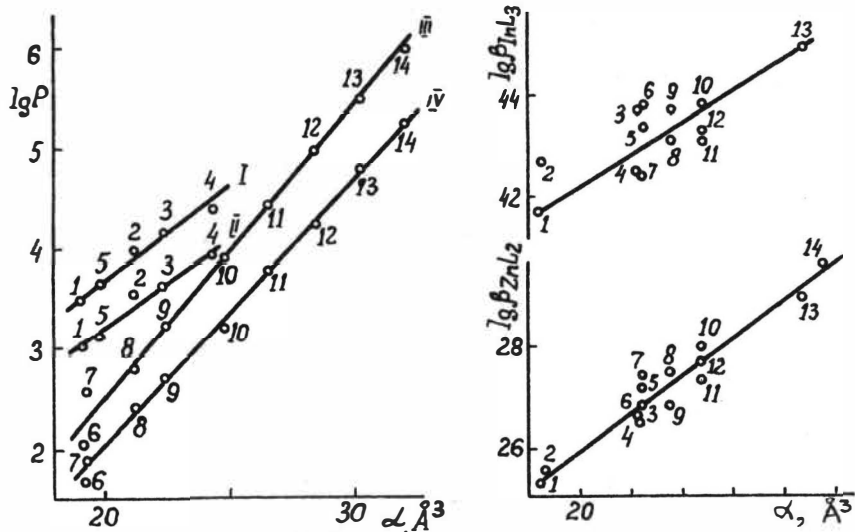


Fig. 4. Plots of  $\lg P$  [4] -  $\alpha$  for mercaptohydroxyquinoline (7) and its derivatives: 5-fluoro-(1), 5-chloro-(2), 5-bromo-(3), 5-iodo-(4), 1,2,3,4-tetrahydro-(5), 7-fluoro-(6), 7-chloro-(8), 7-bromo-(9), 5-S-methyl-(10), 5-S-ethyl-(11), 5-S-propyl-(12), 5-S-butyl-(13), 5-S-amyl mercaptohydroxyquinoline (14) in the systems water - chloroform (I,III) or tetrachloromethane (II, IV)

Fig.5. Plot of the logarithms of the biphas stability constants of zinc and indium complexes with mercaptohydroxyquinoline derivatives vs.  $\alpha$  of the ligand molecules. Ligands: mercaptohydroxyquinoline (2), 5-fluoro-(1), 4-methyl-(3), 6-methyl-(4), 5-chloro-(5), 6-chloro-(6), 7-chloro-(7), 4-methoxy-(8), 5-methoxy-(9), 5-bromo-(10), 6-bromo-(11), 7-bromo-(12), 5-iodo-(13), 2-isopropyl mercaptohydroxyquinoline (14). Extractant - chloroform

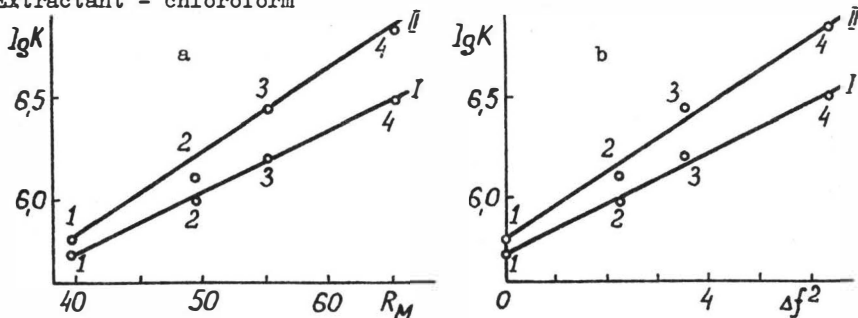
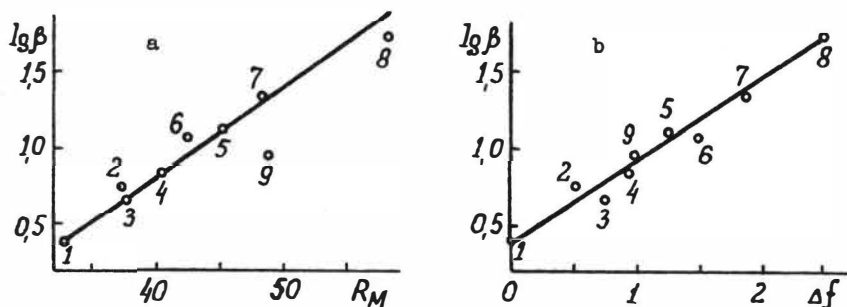


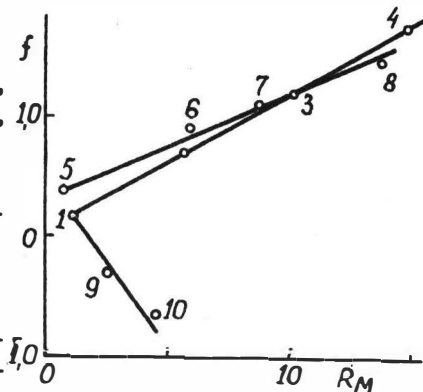
Fig.6. Plots of  $\lg K$  of the ionic associates of Nd (I) and Er (II) with 8-hydroxyquinoline (1), 5,7-dichloro-(2), 5,7-dibromo(3), 5,7-diiodo-8-hydroxyquinoline (4) and rhodamine B vs.  $R_M$  value (a) and hydrophobicity (b) of the ligand; a:  $\lg K_{\text{der}} = \lg K_{\text{Hq}} + \gamma \Delta R_M$ ,  $\gamma = 0.030(\text{I}), 0.041(\text{II})$ ; b:  $\lg K_{\text{der}} = \lg K_{\text{Hq}} + \gamma \Delta f^2$ ,  $\gamma = 0.123(\text{I}), 0.167(\text{II})$



**Fig. 7.** Plots of  $\lg \beta$  of the lanthanum ionic associates with salicylic (1), 3-methyl-(2), 5-chloro-(3), 5-bromo-(4), 5-iodo-(5), 3,5-dichloro-(6), 3,5-dibromo-(7), 3,5-diiodosalicylic (8), 2,3-hydroxynaphthoic (9) acids and rhodamine B vs.  $R_M$  value (a) and hydrophobicity (b) of the ligand; a:  $\lg \beta_{\text{der}} = \lg \beta_{\text{SA}} + \gamma \Delta R_M$ ,  $\gamma = 0.062$ ; b:  $\lg \beta_{\text{der}} = \lg \beta_{\text{SA}} + \gamma \Delta f$ ,  $\gamma = 0.528$

**Fig. 8.** Plots of  $f$  vs.  $R_M$  for some molecule fragments:  $-H$  (1),  $-CH_3$  (2),  $-C_2H_5$  (3),  $-C_3H_7$  (4),  $-F$  (5),  $-Cl$  (6),  $-Br$  (7),  $-I$  (8),  $-OH$  (9),  $-NH_2$  (10)

As it was suggested the hydrophobic fragmental constants correlated with the polarizability of the corresponding radicals since they are calculated from the partition coefficients of a great number of the various compounds. It was shown that the mean polarizability of the molecule is an important parameter determining the compounds extractibility. It may be used for the prediction of the extraction characteristics of the organic compounds and their complexes with metals.



#### References

1. Korenman I.M. Extraction in Analysis of Organic Compounds. Moscow: Chemistry, 1977. 200 P.
2. Korenman Ya.I. Extraction of Phenols. Gorky: Volgo-Viatskoye Publ., 1973. 216 p.
3. Ioffe B.V. Refractometric Methods of Chemistry. Leningrad: Chemistry, 1974. 400 p.
4. Bankovsky Yu.A. Chemistry of Intracomplex Compounds of Mercaptohydroxyquinoline and its Derivatives. Riga: Zinatne, 1978. 488 P.
5. Tselik E.I., Poluektov N.S. // *J. Anal. Chem. (USSR)*. 1982. Vol.37. P.1441.
6. Rekker R.F., Kort H.M. // *Eur. J. Med. Chem. - Chim. Ther.* 1979. Vol.14. P.479.



V.V.Sergievsky, I.A.Fradkin, Moscow Institute of Engineering Physics, Moscow, USSR

In the systems with neutral extractants the process of electrolytes distribution is usually accompanied by the extraction of considerable quantities of water [1-3]. The methods of determination of the solvate composition have been proposed and reported in [2-5]. They take into account the contribution of the nonstoichiometric hydration effect to the nonideality of the extract. This study expands upon the establishment of useful correlation between distribution of the electrolytes and their the nonstoichiometric or stoichiometric hydration.

The activity coefficients of the solute in the wet organic solvents ( $\gamma$ ), saturated at the water activity  $a_w$ , can be obtained using the known values of the activity coefficient of the same solute in a dry solvent ( $\gamma_0$ ) [2, 3].

$$\gamma = \gamma_0 \exp [h_1(1-a_w)], \quad (1)$$

where  $h_1$  is the degree of solute hydration in the solvent, saturated by water at  $a_w=1$ .

By introducing (1) into equations for the distribution constant of the electrolytes dissociated in the organic phase into  $\bar{\nu}$  ions we obtain [5]:

$$K_{a_w, \bar{\nu}} = \frac{\bar{q} \cdot \bar{m} \cdot \bar{\gamma}_{\pm}^{\bar{\nu}}}{Q \cdot m \cdot \gamma_{\pm}^{\nu}} = K_{\bar{\nu}} \cdot \bar{q} \cdot \bar{\gamma}_{0, \bar{\nu}} \cdot \exp[\bar{\nu} \cdot h_{1, \bar{\nu}} \cdot (1-a_w)], \quad (2)$$

where  $\bar{m}$  and  $m$  are the molal concentration of the electrolyte in organic and aqueous phases,  $\nu = \nu_+ + \nu_-$  is the mole number of ions in one mole of electrolyte,  $K_{a_w, \bar{\nu}}$  and  $K_{\bar{\nu}}$  are the thermodynamic and effective distribution constants,  $\gamma_{\pm}$  is the mean activity coefficient of the electrolytes,  $h_{1, \bar{\nu}}$  is the hydration degree at  $a_w=1$  of electrolytes dissociated into  $\bar{\nu}$  ions or ion associates ( $h_{1, 1}$  at  $\bar{\nu}=1$ ),  $Q = \nu_+^{\nu_+} \cdot \nu_-^{\nu_-}$ . The values of the electrolytes activity coefficient in dry organic solvents ( $\bar{\gamma}_{0, \bar{\nu}}$ ) have been obtained experimentally only for a few systems.

For the systems with a partially dissociated electrolytes in extracts and  $\bar{\gamma}_{0, \bar{\nu}}=1$  the following equation has been derived:

$$\bar{m} = \sum \bar{m}_{\bar{\nu}} = \sum \left\{ Q \cdot \bar{q}^{-1} \cdot K_{a_w, \bar{\nu}} \cdot m^{\nu} \cdot \gamma_{\pm}^{\nu} \cdot \exp[\bar{\nu} \cdot h_{1, \bar{\nu}} \cdot (a_w-1)] \right\}^{\bar{\nu}}, \quad (3)$$

where  $\bar{m}_{\bar{\nu}}$  is the concentration of the electrolyte dissociated into  $\bar{\nu}$  ions.

It follows from the equations (2) and (3) that the analysis of  $\ln K_{\bar{\nu}}$  as a function of  $a_w$  makes it possible to determine the state of

the electrolyte in the extract: in the general case when the dissociation is not complete the functions are non-linear, in the particular cases of the total dissociation into  $\bar{\nu}$  ions or in the absence of dissociation ( $\bar{\nu}=1$ ) the functions are linear.

We used the equation (3) to describe equilibrium in a wide variety of systems. We have found that in many cases the determination of parameters is often a poorly stipulated task. Moreover, there is a strong correlation between the thermodynamic distribution constants and the degree of hydration: within given experimental error it is possible to describe the extraction equilibrium using different sets of parameters for the model. Nevertheless, for the systems where the organic phase nonideality is mainly due to hydration and dissociation of electrolytes the equation (3) provides wide possibilities for the interpolation of the experimental data. Moreover this equation describes different types of the extraction isotherms. An adequate description of the equilibrium is obtained for a wide range of the component concentrations. For example Pendin et al [6] have reported the data on the perchloric acid extraction by aliphatic alcohols for 4 and 5 order changes of the acid concentration in the aqueous and organic phases.

In this case mean relative deviations between the results of the equation (3) and the experimental data, as we have found, are 8-10%, mean absolute deviations are about 0.006-0.06 mol/kg of alcohol. The results are given in the Table for the system with nonyl alcohol. The values  $\gamma_{\pm}$  and  $a_w$  for aqueous solution of the acid were obtained by the interpolation of data tabulated in [7]. The values of

The isotherm extraction of the perchloric acid by nonyl alcohol

m	$a_w$	$\gamma_{\pm}$	$\bar{m}$	$\bar{m}_1$	$\bar{m}_2$
0.0006	0.99997	0.972	$1.0 \cdot 10^{-5}$	$8.4 \cdot 10^{-6}$	$9.0 \cdot 10^{-8}$
0.0011	0.99996	0.963	$1.5 \cdot 10^{-5}$	$1.5 \cdot 10^{-5}$	$3.0 \cdot 10^{-7}$
0.0017	0.99993	0.955	$2.1 \cdot 10^{-5}$	$2.3 \cdot 10^{-5}$	$7.1 \cdot 10^{-7}$
0.0056	0.99980	0.925	$1.2 \cdot 10^{-4}$	$7.2 \cdot 10^{-5}$	$7.2 \cdot 10^{-6}$
0.0073	0.99974	0.917	$9.2 \cdot 10^{-5}$	$9.4 \cdot 10^{-5}$	$1.2 \cdot 10^{-5}$
0.0076	0.99973	0.915	$1.8 \cdot 10^{-4}$	$9.7 \cdot 10^{-5}$	$1.3 \cdot 10^{-5}$
0.076	0.9974	0.814	0.0020	0.0009	0.0010
0.141	0.9952	0.786	0.0048	0.0015	0.0031
0.183	0.9938	0.776	0.0070	0.0020	0.0050
0.628	0.9715	0.777	0.0474	0.0068	0.043
1.02	0.9601	0.828	0.129	0.012	0.11
1.06	0.9588	0.835	0.130	0.012	0.12
1.97	0.9213	1.045	0.392	0.028	0.37
3.06	0.8586	1.478	0.732	0.061	0.72
4.32	0.7691	2.353	1.08	0.13	0.99
5.22	0.6922	3.398	1.30	0.23	1.06
5.47	0.6768	3.775	1.41	0.26	1.07
6.98	0.5503	7.379	1.80	0.63	1.07
7.92	0.4737	11.404	2.15	1.08	1.09

$\gamma_{\pm}$  for diluted solutions were determined using the Debye - Hukkel equation.

The results of the equilibrium description enable one to analyse the concentration dependences of the dissociation degree ( $\alpha = \bar{m}_{\bar{v}}/\bar{m}$ ) of a electrolytes in the mixtures of water-organic solvents. For example, the complete dissociation of the perchloric acid is observed at  $\bar{m} < 0.0001$  (Table).

For the extractants with high extraction power the contribution of solvation into the nonideality of the organic phase should be taken into account. If we neglect the activity coefficients of the complex and extractant (S), then for the extraction constant of the electrolyte dissociated into  $\bar{v}$  ions we can obtain:

$$K_{\bar{v}, \bar{q}, a_w} = \frac{\bar{q} \bar{m}^{\bar{v}} \bar{\gamma}_{\bar{v}}^{\bar{v}}}{q m^{\nu} \gamma_{\pm}^{\nu} \bar{m}_S^{\bar{q}} \bar{\gamma}_S^{\bar{q}}} = K_{\bar{v}, \bar{q}} \cdot \bar{q} \cdot \exp [\Delta h(1-a_w)], \quad (4)$$

where  $\Delta h = \bar{v} h_{\bar{v}, \bar{q}} - \bar{q} h_S$ ,  $h_S$  is the degree of extractant hydration.

The breaks on the curves  $\ln K_{\bar{v}, \bar{q}}$  as a function of  $a_w$  enable one to determine the solvation numbers  $\bar{q}$ , as well as can show the presence of electrolytical dissociation in the extracts. The composition of complexes thus obtained agrees with the acoustic investigations [8].

Nowadays there are different methods of the activity coefficients calculations for components of multicomponent aqueous electrolyte solutions. They make it possible to describe the effect of the extracted and nonextracted salting-out on the distribution of micro- and macro-components. For the systems with the nonstoichiometric hydrato-solvates we have found that curves  $\ln K_{\bar{v}, \bar{q}}$  as a function of  $a_w$  for binary and multicomponent solutions fit one curve, whereas for the systems with stoichiometric solvates a spread of data is observed.

In literature an approach based on the idea of stoichiometric hydration is widely spread. We have compared the hydration numbers, determined for a number of systems within the framework of this approach using the slope analyses (h), with the values  $h_{1, \bar{v}}$  and  $h_{1, \bar{v}, \bar{q}}$ . It has been found that in several cases a simple dependence is observed:

$$h = ( h_{1, \bar{v}, \bar{q}} a_{w, 1} + h_{1, \bar{v}} a_{w, 2} ) / 2, \quad (5)$$

where  $a_{w, 1}$  and  $a_{w, 2}$  are the maximum and minimum water activities in the electrolyte aqueous solutions, used in the experiments for h determination.

In aqueous-organic solutions of several electrolytes it is necessary to take into account not only nonstoichiometric, but also coordinational hydration. It can be shown that in this case the contribution of hydration into the activity coefficient of the solute is given by the formula

$$\gamma = \gamma_0 \exp [h_c + h_1 (1 - a_w)], \quad (6)$$

where  $h_c$  is the stoichiometric hydration number. The value of  $h_c$  depends on the electrolyte nature.

Extractants hydration, as it had been shown previously by numerous investigation [2], has in general a nonstoichiometric character. That is why, taking (6) into account the expression for the extraction constant can be written as follows:

$$K_{a_w, \bar{v}, \bar{q}} = K_{\bar{v}, \bar{q}} \exp [\bar{v} h_c + \Delta h (1 - a_w)]. \quad (7)$$

As it follows from (7), the effect of the stoichiometric hydration on the extraction equilibrium, does not depend on the water activity. The contribution of this factor can be taken into account by the value of the thermodynamic constant.

Thus, the approach which takes into account the hydration of organic phase components, provides the possibility of a simple determination of the distributed substance state in the extracts and description of the extraction equilibrium.

#### References

1. Zolotov Yu.A.//Uspekhy Khim. 1963. Vol.32. P.220.
2. Sergievsky V.V.//Itogy nauky i tekhniki. Ser.Neorgan.Khim. Moscow: VINITI, 1976. Vol.5.P.5.
3. Yagodin G.A. et al. Osnovy Zhidkostnoy Ekstrakzii. Moscow: Khimia, 1980.
4. Yagodin G.A., Sergievsky V.V., Fedyanina L.B.//Dokl.AN SSSR. 1977. Vol.236. P.165.
5. Yagodin G.A., Sergievsky V.V., Kunelskaya O.L.//Proc.Inter. Solv. Extr. Conf. Denver, 1983. P.503.
6. Pendin A.A., Trofimov M.A., Voloshina L.V.//Vestn. Leningr. Gos. Univ. Ser. Fiz. Khim. 1976. № 10, issue 2. P.84.
7. Voprosy fizicheskoy khimii rastvorov elektrolitov/Ed.G.I.Mikuline. Leningrad: Khimia, 1968. P.172, 361.
8. Sergievsky V.V., Bogdanov A.V., Evdokimova L.V., Yagodin G.A.// Problemy solvatazii i kompleksoobrazovaniya. Ivanovo, 1981. P.152.

Jiufang Lu, Yigui Li, Hongbing Ding and Teng Teng, Department of Chemical Engineering, Tsinghua University, Beijing, China

The solubility of extractant in aqueous phase is valuable, because it will cause a loss of extractant and will influence the economics of the extraction process. In this paper the solubility of di(2-ethylhexyl) phosphate acid(D2EHPA) in chloride solutions is measured and some solution theories are applied to this study.

### Experiment and Result

An improved pH titration method was used to determine the solubility of D2EHPA in pure water,  $S_0$ , and the dissociation constant,  $K_a$ . The result is  $S_0=87.0$  mg/l and  $K_a=10^{-3.60}$  (25°C).

The P-32 tagged D2EHPA was prepared by isotope exchange and it was equilibrated with chloride solutions. The chlorides include LiCl, NaCl, KCl, RbCl, CsCl,  $NH_4Cl$  and HCl. The highest concentration of the salts was 3-5 M. The radioactivity in aqueous phase was measured by a liquid scintillometer to determine the solubility of D2EHPA. The acidity of aqueous solution was kept at about pH 2 in order to prevent the extraction of metals. The increase of radioactivity because of the presence of salts in water was corrected. The effect of 0.01 M HCl on the solubility of D2EHPA subdued also.

The data show that the addition of these salts to the aqueous solution causes a decrease of solubility of D2EHPA. It can be expressed by the Setschenow equation

$$k_s = \frac{1}{C} \lg \frac{S_0}{S}, \quad (1)$$

where C is the concentration of salt,  $S_0$  and S are the solubility of D2EHPA in water and in salt solution,  $k_s$  is the salting effect constant. The experiments show that  $k_s$  are 0.267, 0.322, 0.283, 0.277, 0.260 and 0.177 for LiCl, NaCl, KCl, RbCl, CsCl and  $NH_4Cl$  respectively. For HCl the  $k_s$  increases with the acidity until 1M, after that it is 0.0699.

### Calculation

The electrostatic theory, the internal pressure theory and the scaled particle theory are the representative theories for salting effect. These three theories and the Pitzer equation are applied to this study.

1. Electrostatic Theory. The equation deduced by Debye and McAulay is [1]

$$k_s = \frac{\beta e^2 N_0}{2 \cdot 2.303 \cdot 10^2 K T D_0} \sum_j \frac{\nu_j Z_j^2}{\epsilon_j}, \quad (2)$$

where  $\beta = \frac{D_0 - D_n}{D_0} V_n [2]$ ,  $D_0$  and  $D_n$  are the dielectric constants of water and organic solvent respectively,  $V_n$  is the molar volume of organic solvent,  $\nu_j$  is the number of ions in one molecule of salt, Z is the

charge of an ion,  $\delta_j$  is the ionic radius,  $N_0$  is the Avogadro constant,  $k$  is the Boltzman constant,  $T$  is the absolute temperature. The result calculated from Eq. (2) was given in Table 1. It shows that the calculated data are much higher than the experimental ones. It is obvious that this theory can not correlate the experimental data quantitatively.

2. Internal pressure theory. The equation given by McDevit and

Long is 
$$k_s = \frac{V_1^0 (V_s - V_s^0)}{2.303 \beta_0 R T} = \frac{V_1^0}{2.303 R T} \frac{\partial R_e}{\partial C_s} \quad (3)$$

where  $V_1^0$  and  $V_s^0$  are partial molar volumes of non-electrolyte and electrolyte at infinite dilution,  $V_s$  is molar volume of pure (liquid) electrolyte,  $\beta_0$  is the compressibility of pure water,  $P_e$  is the "effective pressure" exerted by a salt in solution,  $R$  is the gas constant.

The calculated result from Eq. (3) is shown in Table 1 also. From Table 1 it can be seen that the calculated values are higher than the experimental ones by a factor of two to three. When a factor  $\frac{r}{r+r_n}$  is multiplied to the right side of Eq. (3), the result is improved very much,

Table 1. Comparison of electrostatic theory (E.T.) and internal pressure theory (I.P.T.) with the experiments (25°C)

Salt	$k_s(\text{exp.})$	$k_s(\text{cal.})$		
		E.T.	I.P.T.	
			without $\frac{r}{r+r_n}$	with $\frac{r}{r+r_n}$
LiCl	0.268	1.08	1.15	0.220
NaCl	0.323	0.787	1.60	0.341
KCl	0.283	0.639	1.28	0.301
RbCl	0.277	0.602	1.15	0.281
CsCl	0.261	0.561	0.958	0.245
NH <sub>4</sub> Cl	0.178	0.614	0.511	0.123

where  $r$  is the mean ion radius of the salt and  $r_n$  is the radius of the non-electrolyte molecule. The calculated values are in close agreement with the experiments.

3. Scaled particle theory. According to this theory, the salting effect constant of a slightly soluble non-electrolyte of small molecule in 1:1 salts solution at 25°C is given by [4]:

$$k_s = k_\alpha + k_\beta + k_r \quad (4)$$

$$k_\alpha = 2.15 \cdot 10^{20} (\sigma_3^2 + \sigma_4^2) - 2.47 \cdot 10^{-4} \phi_0 + \sigma_1 [6.45 \cdot 10^{20} (\sigma_3^2 + \sigma_4^2) + 1.34 \cdot 10^{28} (\sigma_3^3 + \sigma_4^3) - 4.23 \cdot 10^4 \phi_0] + 5^2 [6.45 \cdot 10^{20} (\sigma_3 + \sigma_4) + 4.01 \cdot 10^{28} (\sigma_3^2 + \sigma_4^2) - 1.32 \cdot 10^{36} (\sigma_3^3 + \sigma_4^3) - 4.17 \cdot 10^{12} \phi_0] \quad (5)$$

$$k_\beta = -1.85 \cdot 10^{14} (\epsilon_1/k)^{1/2} [\alpha_3^{3/4} \alpha_2^{1/4} \frac{(\sigma_1 + \sigma_3)}{\sigma_3} + \alpha_4^{3/4} \alpha_4^{1/4} \frac{(\sigma_1 + \sigma_4)^3}{4}] + 6.26 \cdot 10^{17} \phi_0 (\epsilon_1/k)^{1/2} (\sigma_1 + \sigma_2)^3 + 4.00 \cdot 10^2 \frac{\phi_0 \alpha_1}{(\sigma_1 + \sigma_2)^3} \quad (6)$$

$$k_r = 0.016 - 4.34 \cdot 10^{-4} \phi_0 \quad (7)$$

where  $\epsilon_1/k$  is the energy parameter of solute,  $\sigma_j$  is the hard sphere diameter of a particle  $j$ ,  $\alpha_j$  is the polarizability,  $Z_j$  is the total

number of electrons in an ion,  $\Phi_0$  is the apparent molar volume of the salt at infinite dilution, subscripts 1, 2, 3 and 4 are the solute (extractant D2EHPA in this paper), solvent (water), cation and anion respectively.

The values calculated from Eqs. (6) to (8) are shown in Table 2. From it we can see that the calculated results are much higher than the experimental values. It points out that the S.P.T. must be improved for the polar non-electrolyte molecule with large size, such as, D2EHPA.

Thus the model of Hu and Prausnitz [5] is applied in this paper, and all types of interactions between particles in solution are considered by the authors, such as Lennard-Jones potential with dipole-dipole and dipole-induced dipole contributions for molecule-molecule interaction and that with additional ion-induced dipole and ion-dipole contributions for ion-molecule interaction. The new equation of  $k_p$  is

$$k_p = 9.06 \cdot 10^{17} \left(\frac{\epsilon_1}{k}\right)^{1/2} (\sigma_1 + \sigma_2)^3 \phi_0 - 2.67 \cdot 10^{14} \left(\frac{\epsilon_1}{k}\right)^{1/2} \left[ \alpha_3^{3/4} \alpha_4^{1/4} \left(\frac{\sigma_1 + \sigma_3}{\sigma_3}\right)^3 + \alpha_4^{3/4} \alpha_3^{1/4} \left(\frac{\sigma_1 + \sigma_4}{\sigma_4}\right)^3 \right] + 6.05 \cdot 10^{-2} \frac{\phi_0 \alpha_1}{(\sigma_1 + \sigma_3)^3} + 1.79 \cdot 10^{34} \frac{\phi_0}{(\sigma_1 + \sigma_2)^3} \times \\ \times (5.49 \cdot 10^{-23} \mu_1^2 + \alpha_2 \mu_2^2) - 3.22 \cdot 10^{35} \left[ \frac{\alpha_3 \mu_1^2}{(\sigma_1 + \sigma_3)^3} + \frac{\alpha_4 \mu_1^2}{(\sigma_1 + \sigma_4)^3} \right] - 5.783 \cdot 10^{25} \times \\ \times \left( \frac{\mu_1^2}{\sigma_1 + \sigma_3} + \frac{\mu_1^2}{\sigma_1 + \sigma_4} \right) - 3.570 \cdot 10^{12} \left( \frac{\alpha_1}{\sigma_1 + \sigma_3} + \frac{\alpha_2}{\sigma_1 + \sigma_4} \right) \quad (8)$$

Eqs. (5), (7) and (8) give a new expression of  $k_B$ . In this calculation we used the packed factor to estimate the hard sphere diameter and energy parameter of D2EHPA. The calculated result, which is given in Table 2, shows that the result is improved greatly.

Table 2. Comparison of scaled particle theory with the experiments

Salt	$k_B(\text{exp.})$	$k_B(\text{cal.})$					
		original* S.P.T.	improved S.P.T.**				
			I	II	III	IV	V
LiCl	0.268	0.563	0.253	0.238	0.484	1.36	0.465
NaCl	0.323	0.807	0.432	0.328	0.474	1.79	0.523
KCl	0.283	0.734	0.466	0.357	0.466	2.26	0.471
RbCl	0.277	0.579	0.283	0.247	0.306	2.41	0.259
CsCl	0.261	0.596	0.361	0.317	0.260	2.76	0.458
$\text{NH}_4\text{Cl}$	0.178		0.451			3.37	

\* The parameters in calculation are:  $\sigma_1 = 10.17\text{\AA}$ ,  $\epsilon_1/k = 57.4\text{k}$  and Pauling's radii. \*\* The parameters in calculation are:  $\sigma_1 = 8.8\text{\AA}$ ,  $\epsilon_1/k = 136.9\text{k}$ , I, II, III, IV and V mean that the ion radii are Pauling's, Gourary-Adrian's, Goldsmidt's Latimer's and Weddington's radii.

The data in Table 2 show also that the difference among the values calculated from different ion radii is significant. Among them the Gouy-Adrian's radii are the best and the Latimer's radii are the worst for this calculation.

4. Pitzer theory. The Pitzer equation is widely used to calculate the activity coefficient of electrolyte. We expand Pitzer equation [6] to calculate the activity coefficient of D2EHPA. From this theory the activity coefficient of D2EHPA (HA) can be given by

$$\ln r_{HA} = -2(\lambda_{HA,M} m^m + \lambda_{HA,Cl} m_{Cl} + \lambda_{HA,H} m_H) + 6(\lambda_{HA,M,Cl} m^m m_{Cl} + \mu_{HA,H,Cl} m_H m_{Cl} + \mu_{HA,M,H} m^m m_H), \quad (9)$$

where  $m$  is the molal concentration,  $\lambda$  and  $\mu$  are the bi-particle and triparticle interaction parameters respectively.

Eq. (9) can be simplified to

$$\ln r_{HA} = A + B m_B + C m_B^2, \quad (10)$$

where  $m_B$  is the concentration of salt.  $A$  is a constant, which is independent of the kind of salt, and when  $\text{pH}=2$ ,  $A=0.209$ .  $B$  and  $C$  are constants for each salt, they are obtained by regression of the experimental data (see Table 3).

Table 3. Parameters in simplified Pitzer equation (25°C)

Salt	B	C
LiCl	0.600	$-6.90 \cdot 10^{-3}$
NaCl	0.754	$-1.25 \cdot 10^{-2}$
KCl	0.644	$-1.63 \cdot 10^{-2}$
RbCl	0.634	$-2.17 \cdot 10^{-2}$
CsCl	0.584	$-1.79 \cdot 10^{-2}$
$\text{NH}_4\text{Cl}$	0.390	$-9.54 \cdot 10^{-3}$

Because the extraction of salt is prevented, we have

$$r_{HA} = \frac{m_{HA}}{m_{HA}^{\circ}}, \quad (11)$$

where  $m_{HA}^{\circ}$  and  $m_{HA}$  are the solubility of D2EHPA in pure water and in salt solution. The above equations show that the Pitzer theory can be used to predict the solubility of extractant in aqueous phase.

#### References

1. Debye P., McAulay J. // Phys.Z. 1925. Vol.26. P. 22.
2. Saylor J.H., Whitten A.I., Claiborne I., Gross P.M. // J.Amer. Chem. Soc. 1952. Vol.74. P. 1778.
3. McDevit W.F., Long F.A. // Ibid. 1952. Vol.74. P. 1773.
4. Masterton W.L., Lee T.P. // J.Phys. Chem. 1970. Vol.74. P. 1776.
5. Hu Y., Lüdecke D., Prausnitz M.J. // Fluid Phase Equilibria. 1984. Vol.17. P. 217.
6. Pitzer K.S. // Activity Coefficients in Electrolyte Solutions / Ed. R.M.Pytkowicz. Boca Raton, Florida: CRC Press, 1979. Vol.1.Ch.7.



Yu.G.Frolov, G.I.Nasonova, Mendeleev Institute of Chemical Technology, Moscow, USSR

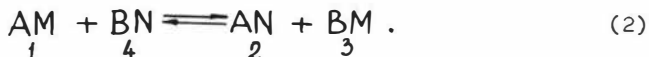
Aqueous phases in the extraction systems are multicomponent as a rule. In order to predict the out-salt effect in extraction processes it is necessary to calculate the extractant activity in the presence of electrolytes, i.e. out-salt effects are closely related to problems of the multicomponent solution theory.

The osmotic theory of the mixed isoactive solutions of electrolytes, which was realized on the base of Zdanovsky's law:

$$\sum_{i=1}^{n-i} \frac{m_i}{m_i^*} = 1 \quad (1)$$

allows to calculate the thermodynamic properties of the multicomponent concentrated aqueous solutions using corresponding properties of the binary solution.

Isoactive mixing of the electrolyte solutions with different ions is followed by ion exchange and formation of quaternary aqueous-salt system, the equilibrium of this system can be expressed by:



If mixed electrolytes contain cations of the same charge and with approximately equal sizes and character of water ion interaction and anions of equal charge and nature then the system will have approximately equal quantity of four salts. The increasing of difference between electrolytes (type and chemical nature) leads to the prevailing presence of one from the two pairs of salts.

In the present paper we consider two methods based on the osmotic theory of the mixed isoactive solutions of electrolytes. These methods based on the different conceptions of the standard state concern investigation of quaternary water-electrolyte systems of halides and nitrates of alkaline metals of two opposite compositions:  $AM - BN - H_2O$  and  $AN - BM - H_2O$ .

It was noted [1,2] that the parabolic shape of the water isoactivity for mixed electrolyte solutions without common ions was only caused by the ion exchange.

It is general acceptance that electrolytes are completely dissociated in the standard state. As a result the standard state of any ion is independent from co-ion and thus the thermodynamic equilibrium constant (equation 2) is equal 1. The parabolic equations [3,4] for the calculation of thermodynamic parameters of the quaternary

aqueous-salt systems have been obtained, taking into account the ion exchange. We found [2], that in mixed solutions of alkaline metals halides and nitrates without common ions there were practically no interactions, except ion exchange. Therefore disagreement of experimental and theoretical values of thermodynamic parameters is in general the result of the alteration in the ion exchange equilibrium.

Taking into account the deviations  $\Delta$  in Zdanovsky law determined by isopiestic investigations of the mixed concentrated solutions of alkaline metals halides and nitrates the concentrations of all four components can be determined as  $M_1$  - experimental values of concentration of two mixed electrolytes in isopiestic conditions,  $m_1 = M_1 - p$ ,  $m_2 = m_3 = p$ ;  $m_4 = M_4 - p$ , where  $p$  - a concentration of the second pair of electrolytes, formed due to ion exchange. We calculate the activity constant using equation (3), which was obtained for the present standard state:

$$\lg \gamma_1^* = \lg \frac{\nu_1 m_1^* \gamma_1^{*}}{\sum \nu_i m_i} - (1-X)^2 \lg \frac{a_1^* a_4^*}{a_2^* a_3^*} \quad (3)$$

The calculations indicated that  $m_1 \cdot m_4 = m_2 \cdot m_3$  and  $\gamma_1^* \cdot \gamma_4^* = \gamma_2^* \cdot \gamma_3^*$  i.e. both the concentration constant and the constant which is caused by the change of activity coefficients are equal 1. But the deviations  $\Delta$  are different for different systems and the largest  $\Delta$  refers to  $\text{LiCl} + \text{KNO}_3 \rightleftharpoons \text{LiNO}_3 + \text{KCl}$  system.

One can formally suppose that four undissociated salts which represent the individual components with their own standard state are in equilibrium. This equilibrium can be characterized by constant  $K$

$$K_e = \frac{a_2 \cdot a_3}{a_1 \cdot a_4} = K_m K_\gamma \quad (4)$$

Following Zdanovsky's law without taking into account the deviation  $\Delta$  it is possible to calculate the concentration of each component:  $m_1 = M_1 - q$ ;  $m_2 = m_3 = q$ ;  $m_4 = M_4 - q$ , where  $q$  - the change of the concentration because of equilibrium shift. In this case the activity coefficients of the component in the mixed solutions would be determined by Mikulin law:

$$\gamma_1^* = \frac{\nu_1 m_1^* \gamma_1^{*}}{\sum \nu_i m_i} \quad (5)$$

Then

$$K_\gamma = \frac{a_2^* a_3^*}{a_1^* a_4^*} \quad (6)$$

The obtained values of the ion exchange constants for the electrolyte systems under investigation are in the mutual agreement. It

should be noted, that being independent from the way of formation of the electrolyte system, the equilibrium is shifted to the direction of the pair of less soluble salts. It was confirmed by comparison of experimental and calculated values for solution density, using concentration of all four components or concentration of only two mixinh electrolytes with different ions.

Since both constants of the equilibrium (2) and deviations  $\Delta$  characterize the shift of equilibrium in the system under study then the correlation between them should exist (Fig.1).

Since the deviations  $\Delta\varphi$  depend on water activity, the parameter  $d$  in equation (2) is related to abscissa

$$\Delta\varphi = \chi(1-\chi)(e a_w + d). \quad (7)$$

Fig.2 shows the correlation of  $\Delta\varphi^* = \varphi_1^* + \varphi_4^* - \varphi_2^* - \varphi_3^*$  with constants of ionexchange equilibrium. The more difference between two pairs of electrolytes, the greater the shift of equilibrium in the system, and it is always in the only direction: to the same pair of salt and independent from the way of formation of the system.

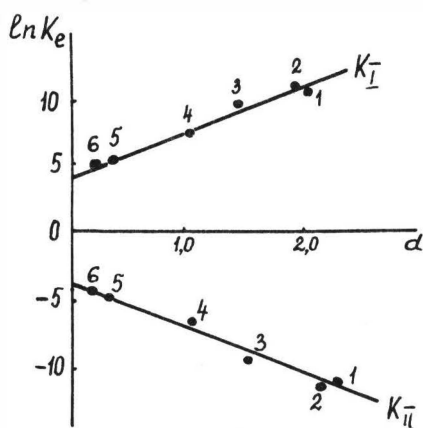


Fig.1. Correlation between constants of ionexchange equilibrium in the quaternary aqueous-salt multial systems and deviations of experimental values of osmotic coefficients from calculated values

- 1 -  $\text{LiCl} + \text{KNO}_3 \rightleftharpoons \text{LiNO}_3 + \text{KCl};$
- 2 -  $\text{LiBr} + \text{KNO}_3 \rightleftharpoons \text{LiNO}_3 + \text{KBr};$
- 3 -  $\text{LiNO}_3 + \text{CsCl} \rightleftharpoons \text{LiCl} + \text{CsNO}_3;$
- 4 -  $\text{LiCl} + \text{NaNO}_3 \rightleftharpoons \text{LiNO}_3 + \text{NaCl};$
- 5 -  $\text{LiBr} + \text{KCl} \rightleftharpoons \text{LiCl} + \text{KBr};$
- 6 -  $\text{CsCl} + \text{KBr} \rightleftharpoons \text{CsBr} + \text{KCl}$

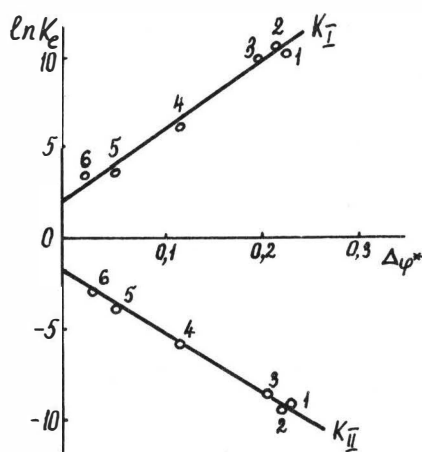


Fig.2. Correlation between constants of ionexchange equilibrium in the quaternary aqueous-salt multial systems and differences of summes of isopiestic osmotic coefficients for two pairs electrolytes  $a_w = 0,9600$

Fig.3 presents isoactivities of water in the mixed systems  $\text{LiNO}_3 - \text{KCl} - \text{H}_2\text{O}$  (1) and  $\text{LiCl} - \text{KNO}_3 - \text{H}_2\text{O}$  (2). In both cases the experimental points are below of parabolic line (negative deviations of  $\Delta_{1/m}$ ). The sign and magnitude of this deviations are the same ( $K = 1$ ). In contrast to thermodynamic constant of equilibrium (2), containing complete information about equilibrium shift, the deviations  $\Delta_{\varphi}$  and  $\Delta_{1/m}$  do not permit to determine the direction of this shift. At the same time, deviations of the experimental data from linear dependence for two opposite combinations of electrolytes have different signs and values as well. They are related to the ion exchange and shift of the ion equilibrium. It means that deviations allow to determine the pair of the electrolytes in the direction of which the ion equilibrium was shifted. The analysis of the Fig.3 shows, that equilibrium in the present system would be shifted to  $\text{LiNO}_3$  and  $\text{KCl}$ , independently on the pair of electrolytes formed the system. Mixing  $\text{LiCl}$  and  $\text{KNO}_3$  is accompanied by ionexchange and essential shift of the equilibrium resulting in the formation of new pair of salts. It leads to considerable deviations of experimental data from linear dependence taking into account only additivity of properties for mixed electrolytes. Mixing the pair electrolytes of the opposite combination doesn't lead to any change, and hence the deviations are small.

The similar results have been obtained for other systems under investigation.

#### References

1. Frolov Yu.G. // Adv. in chem. (USSR). 1981. V.50, № 3. P.429.
2. Frolov Yu.G., Nasonova G.I., Gulukina O.I. // J. Phys. Chem. (USSR). 1985. V.59, № 10. P.2511.
3. Mikulin G.I., Voznesenskaya I.E. // Problems of the phys. Chem. Solutions (USSR). Leningrad, 1968. P.346.
4. Frolov Yu.G., Nikolaev V.P. // Izv. vusov USSR. Chem. and Chem. technol. (USSR). 1973. V.16, № 7. P.1015.

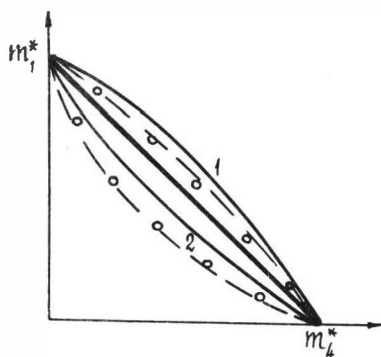


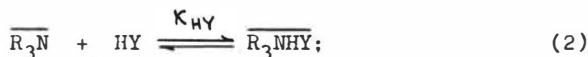
Fig.3. Isotherms-isobars of water in mixed solutions of electrolytes  $a_w = 0.9299$

E.A.Mezhov, G.A.Reymarov, V.N.Rubisov, N.L.Khananashvili, All-Union Research Institute of Inorganic Materials, Moscow, USSR


Summarization of experimental data files through the use of the simplest approximating equations is an important part in their systematization. In accordance with the Linear free energy relationships (LFER) concept [1,2] the equilibrium constants for extractions due to anion-exchange reactions:



neutralization reactions:



ion-associates formation:



can be defined by equations:

$$\lg K_X^Y = \alpha (\Delta G_Y^* - \Delta G_X^*), \quad (4)$$

$$\lg K_{HY} = \alpha + \beta \cdot \Delta G_Y^*, \quad (5)$$

$$\lg K_{ass} = \alpha' + \beta' \cdot \Delta G_A^*, \quad (6)$$

where  $\Delta G^*$  are the parameters of anion hydration\*),  $\alpha$ ,  $\alpha'$ ,  $\beta$ ,  $\beta'$  are the parameters, which are steady for individual extraction system series (a "series" denotes a number of extraction systems which differ only by anions; the difference between the series lies in the nature of a cation-extractant and a diluent, the composition of an aqueous phase, component concentrations etc.)

The algorithm and the OPAG (Evaluation of hydration parameters) program have been developed [2] which permit evaluating of  $\Delta G^*$ ,  $\alpha$ ,  $\alpha'$ ,  $\beta$ ,  $\beta'$  by the regression analysis and predicting extraction constants using the available extraction constants for some anions.

Initial specifications are in the form of a matrix of logarithms for the extraction constants  $\lg K_{ij}$  ( $i \in N$ ,  $j \in M$ ; where "N" is the number of anions and "M" is the number of extraction system series) and the partially preset vector of a hydration parameter  $\Delta G^*$ .

Solution of the problem of estimating prediction errors has allowed designing and opting for the most effective sequence of statistical procedures.

The following stages should be emphasized in the algorithm:

\*) Values of  $\Delta G^*$  for 92 anions are tabulated in [2].

1. Refinement (mutual coordination) of individual repers (initial values) of  $\Delta G^*$  under the assumption, according to the LFER concept, of linearity between  $\lg K_{1j}$  in individual series (j) and of the fact that the most probable value for the  $\Delta G_i^*$  repers is the mean of the parts falling on regression curves.

2. Evaluation of the experimental data spread about a regression curve (residual dispersion) as well as that of the  $\Delta G^*$  reper dispersions predicted by a regression curve.

3. Evaluation of dispersion of the  $\Delta G_i^*$  repers (the reper dispersion,  $\hat{\sigma}_1^2$ ) predicted by regression equation in some series.

4. Indirect evaluation of unknown values of  $\Delta G_i^*$  and their spreads due to the regression equation derived from the equations (4)-(6):

$$\Delta G_i^* = \hat{\beta}_0 + \hat{\beta}_1(\lg K_{1j} - \overline{\lg K}_{1j}); \quad i=1,2,\dots,N; \quad j=1,2,\dots,M; \quad (7)$$

where  $\overline{\lg K}_{1j}$  is the mean of the series. The latter procedure consists of two steps\*). The first one involves series with the number of repers  $n_{1j} \geq 2$ ; the indirect mean estimates of  $\Delta G^*$  (the first generation estimates) thus obtained are used at the second step for new series and the second generation estimates\*\*).

5. Prediction of unknown  $\lg K_{1j}$  parameters from equation (7) and evaluation of the prediction accuracy. Based upon real parameters  $\hat{\beta}_1$ ,  $\sum (\lg K_{1j} - \overline{\lg K}_{1j})^2$  and known equations [3] the root-mean spread of the  $\lg K_{1j}$  estimates predicted can be given

$$\hat{\sigma}_{t_j} = \frac{\hat{\sigma}_j}{\hat{\beta}_1} \left[ 1 + \frac{1}{n_j} + \frac{(\lg K_{1j} - \overline{\lg K}_{1j})^2}{(\overline{\lg K}_{1j} - \overline{\lg K}_{1j})^2} \right]^{1/2}, \quad (8)$$

where  $n_j$  is the number of independent pairs of experimental  $\lg K_{1j}$ ,  $\Delta G_i^*$  in the j-series,  $\hat{\sigma}_j$  is the  $\Delta G_i^*$  residual root-mean deviation estimated in the j-series.

The maximum deviation of  $\lg K$  predicted from  $\lg K_{1j}$  measured with the error of  $\hat{\sigma}_{1j}$  is equal to

$$\Delta_{1j} = \sqrt{(\hat{\sigma}_{1j} \cdot t_\alpha)^2 + \hat{\sigma}_{1j}^2},$$

where  $t_\alpha$  is the Student factor and  $\alpha = 0.05$ .

The experimental data matrix involving extraction constants for 92 anions and 92 extraction system series (559 values of  $\lg K$  in total) were originally processed on a computer using the OPAG program [2]. Unknown  $\lg K$  values amounting up to ~93% of the completed matrix were estimated ( $\hat{\lg K}_{1j}$ ).

\*) The number of steps can be more than 2 at the adverse data sets.

\*\*) The weighted least-square method and the weighted averaging is used for the second generation estimates.

As a check upon the estimated accuracy of prediction experimental  $lgK$  for 47 anions in 16 series (86 in total) published later and not covered by [2] were used [4].

The histogram of the prediction errors for these additional systems is shown in fig. 1.

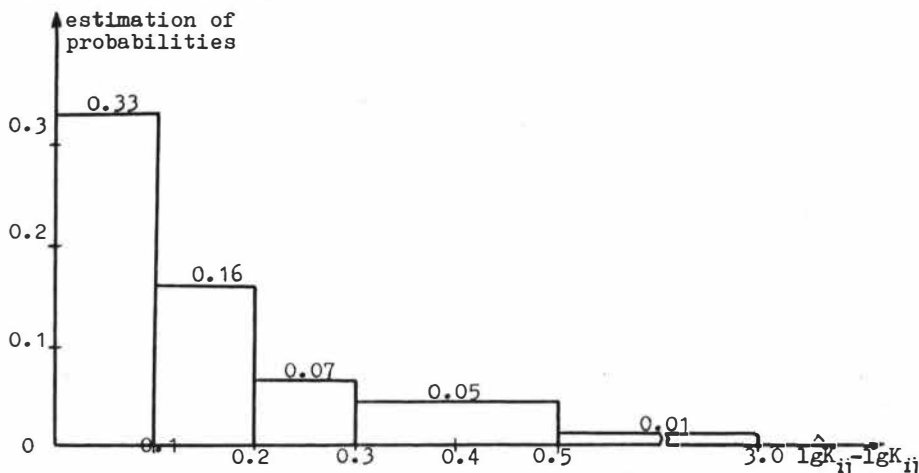


Fig. 1. Histogram of prediction errors for 86 additional experimental systems

It is shown that among the 86  $lgK$  values 80 (93%) proved to be within the accuracy estimated: the 3 (3.5%) spread is due to rough experimental errors and only 3 (3.5%) is not attributable to external reasons.

Thus, the LFER concept ensures summarization of high quality for experimental extraction constants. The spread of predicted and experimental data primarily results from experimental errors ( $\delta_{ij} = 0.5$  [5]). In many cases errors of prediction can be less than experimental errors. High accuracy and reliability of estimation with OPAG (as evidenced in series with a good proportion of experimental  $lgK$ ) makes it unnecessary to determine unknown  $lgK$  values from a great number of experiments. Requirements for the  $lgK$  prediction accuracy governed by a particular application. If, for instance, an acceptable level of the estimated root-mean error is assumed to be  $\sigma_{ij \text{ acc.}} = 0.2$  a fraction of  $lgK$  which does not require experiments for the 92 x 92 file will account for  $\sim 30\%$  ( $\sim 1.2 \cdot 10^5$ ) systems. At  $\sigma_{ij \text{ acc.}} = 0.3$  constants for  $\sim 50\%$  or  $\sim 2.0 \cdot 10^5$  systems are predicted with an acceptable accuracy.

OPAG is not only cost- and time-effective, it is also suitable in optimal designing experiments for determination new extraction constants.

As criteria of optimum use can be of:

-quantity of constants additionally estimated (with a preset accuracy) at the preset number of experiments;

-an error of estimation of constants for given systems etc.

Moreover, comparison between estimated and experimental data enables to reveal rough experimental errors.

At the present time quite a number of new experimental  $\lg K$  values for both univalent and multivalent anions has been published which makes it possible to increase the format of the initial data matrix up to  $N = 235$  and  $M = 287$ . In the nearest future conclusive results will be available upon processing new file with a modified OPAG2, which permits to predict  $\lg K$  for any of  $\sim 10^7$  extraction systems ( $\sim 40000$  combinations of  $235 \Delta G^*$  values taken 2 a time, involved into each of 287 series) and to calculate root-mean errors of estimation for each of them. The summarization efficiency i.e. the ratio of the number of constants represented to that of parameters, approaches  $\sim 10^4$ .

Preliminary results have shown the linear correlation between  $\alpha'$  and  $\alpha$  for the anion-exchange reaction of the type (1) when the  $X^-$ -anion connected with quardrary ammonium base is the same and equation (4), consequently, can be rearranged to:

$$\lg K_X^Y = \alpha' + \alpha \Delta G_Y^*,$$

For different  $X^-$ -anions the correlation forms rays coming, at first approximation, from the origin of coordinates at different angles. The possibility of the secondary summarization offers promise for an additional reduction of approximating parameters.

In conclusion it should be noted that OPAG has also been successfully used for summarization the file of constants for the organic compounds "physical" distribution between water and various organic diluents ( 90 diluents for 370 compounds) using an empirical parameter  $VR^*$  (diluent effect) [6].

#### References

1. Shmidt V.S., Rybakov K.A., Rubisov V.N. // Zhurn. Anal. Khimii. 1983. Vol. 38, N7. P. 1182.
2. Mezhev E.A., Reymarov G.A., Rubisov V.N., Shmidt V.S. // Radiokhimiya. 1986. Vol. 28, N5. P. 611.
3. Himmelblay D.M. // Process Analysis by Statistical Methods. 1970. N.Y.; London; Sydney; Toronto: John Wiley & Sons Inc.
4. Shmidt V.S., Reymarov G.A., Mezhev E.A., Khananashvili N.L., Rubisov V.N. // Radiokhimiya. To be published.
5. Shmidt V.S., Mezhev E.A., Rybakov K.A., Rubisov V.N. // Zhurn. Neorg. Khimii. 1978. Vol. 23, N10. P. 2756.
6. Shmidt V.S. // Usp. Khimii. 1978. Vol. 47, N10. P. 1730.



V.V.Salov, O.M.Petrikhin, Vernadsky Institute of Geochemistry and Analytical Chemistry, Academy of Sciences of the USSR, Moscow, USSR

The thermodynamical interphase distribution constant for a given molecular form is an important extraction system characteristic. The distribution constant (DC) value depends on the properties of distributed species as well as those of both phases. It depends on the Gibbs free energy variation associated with resolution of a molecular form in its transfer from one phase (an aqueous layer) to another one (an organic layer). Estimating DC was the subject of many works. At present, we know of two most general patterns governing DC variations, (i) the additivity rule for logarithms of DC (increment approaches [1]) and (ii) linear relations like  $\lg K_D = A + B IS^*$  where  $IS^*$  is the parameter of a solvent non-specific solvation suggested by V.S.Schmidt, B is the parameter of a distributed substance, and A is the logarithm of the distribution constant between water and a standard solvent [2]. Both patterns are claimed to derive from the principle of linear relations for free energy variations (PLRFEV). They are complementary to each other, for the first one accounts for the contribution to DC from distributed species and the second one for solvent effects. (Although B values are no less interesting, the  $IS^*$  ones have historically, especially at the initial stage, been the major interest.) We analyzed a large number (1500) of DC values from the point of view of their compliance with the patterns mentioned above. The compounds studied included various organic analytical reactants and chelates. As a result we have found new patterns that may be of interest for both theory and practice of extraction and that do not follow habitual linear relations. Our purpose was to obtain a form of generalized expressions for the standard chemical potential of a substance such that would embrace both approaches mentioned above and new patterns discovered by us.

First we studied solvent effects. Determining patterns of  $IS^*$  variations is an important task requiring an analysis of a large array of  $IS^*$  values. To increase the number of  $IS^*$  values we compared available ones with various energy parameters such as the Snider  $\epsilon^0$  parameter used in adsorption chromatography, the  $\delta_0$  Hildebrand parameter which, by definition, depends on free energy variations nonlinearly, water solubility in organic solvents (Fig. 1), adhesion tension at a liquid/quartz glass interface, optical absorption bands of solutions of mesityl oxide (500 nm), acetone (265 nm), palladium di-n-butylidithiophosphate (295 nm), and anthraquinone (300 and 325 nm), and mer-

cury tension at mercury/solvent interfaces. The dependences of these parameters on  $IS^*$  are either linear or contain two intersecting linear regions. These data have enabled us to increase the number of  $IS^*$  values from 43 known ones to 160 and determine the  $IS^*$  value for water,  $12 \pm 2$ . We have also been able to show that for a given homologous series,  $IS^*$  values depend linearly on the number of carbon atoms in homologues (this has been checked for molecules containing up to 5-10 carbon atoms) the difference in  $IS^*$  for neighbour members depending substantially on the nature of the functional group present (it correlates linearly with the functional group dipole moment). The  $IS^*$  vs.  $n_C$  dependence for alcohols can be extrapolated to a value of about 12 for water.

At the second stage we have studied contributions to DC from distributed substances. The homologous difference has been found to be approximately constant in the  $IS^*$  range of -1.1 to 6.5. In other words, the  $lgK_D(IS^*)$  straight lines are parallel to each other for homologues of the same series. This is in agreement with the observation that the homologous difference depends only slightly on the solvent nature and the nearest functional environment of the  $CH_2$  group. The following controversy arises. In fact, linear  $lgK_D(IS^*)$  dependences describe the transfer of a substance from a standard solvent to another organic solvent. We can substitute water for the latter (its  $IS^*$  value is now known). The free energy variation should then be equal to zero independently of the nature of a substance (the transfer from water to water), and we have  $A = -B IS^*(H_2O)$ , that is the straight lines should intersect each

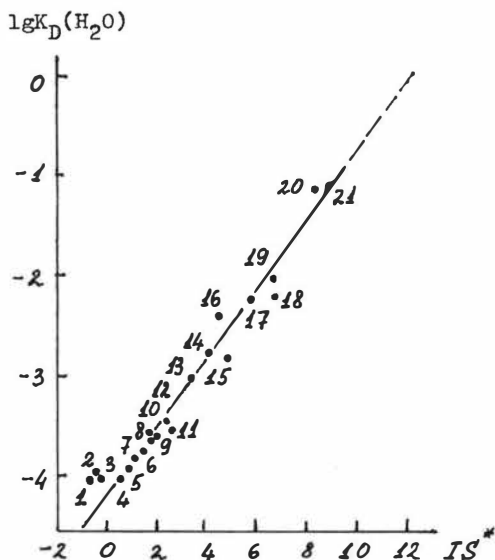


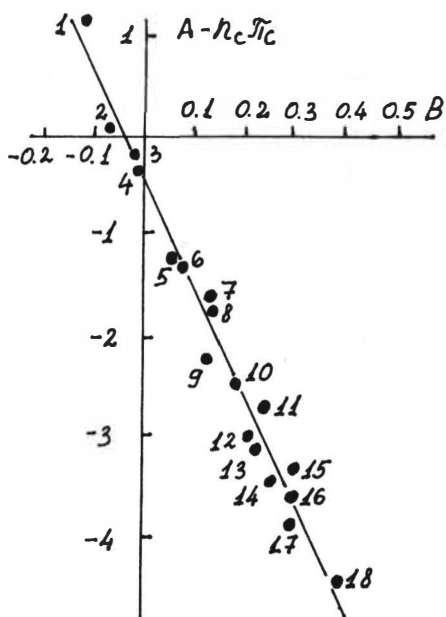
Fig. 1. Water distribution constant as a function of  $IS^*$  in water/organic solvent systems. 1 - Octane, 2 - heptane, 3 - hexane, 4 - cyclohexane, 5 - carbon disulphide, 6 - carbon tetrachloride, 7 - tetrachloroethylene, 8 - p-xylene, 9 - ethyl benzene, 10 - toluene, 11 - chlorobenzene, 12 - benzene, 13 - dichloroethane, 14 - methylene chloride, 15 - chloroform, 16 - 2-nitropropane, 17 - diethyl ether, 19 - 2,2-trimethylpentanol-3, 18 - diisopropyl ether, 20 - isobutanol, 21 - n-butanol

other at a certain point, although they should be parallel to each other for homologues according to what has been said above. To reconcile the physically clear conclusion of intersection of straight lines at one point with the observation of their parallelism we should reject the idea that the dependences are linear over the whole range of  $IS^*$  variations: at a certain  $IS^*$  value they are bound to deviate from linearity, all of them tending to the point corresponding to water. There are examples. For copper(II) 2-methoxyquinolate, benzoyl acetone, 1-nitroso-2-naphtol, and 2-nitroso-1-naphthol, the inflection point corresponds to  $IS^*$  of 4.5, for lead(II) dithizonate and copper(II) and scandium(III) 8-oxyquinolates it is 5-6, and for thenyl trifluoroacetone it is 7.5. Beyond the inflection point the correlation is often spoiled. Treating data on the distribution of carboxylic acids and the solubility of hydrogen and methane in various solvents has allowed us to determine characteristic homologous difference variations: toluene ( $IS^* = 1.8$ ),  $0.66 \pm 0.08$ ; benzene (2.3),  $0.66 \pm 0.08$ ; chloroform (4.5),  $0.61 \pm 0.06$ ; diethyl ether (6.0),  $0.45 \pm 0.1$ ; iso-butanol (9.6),  $0.45 \pm 0.1$ ; methanol (11.5),  $0.37 \pm 0.2$ , and water (12), 0 (by definition). Thus the dependence  $A = -B IS^*$  cannot hold because of the  $CH_2$  group properties and therefore no unified solvent scale from heptane to water can be constructed such that linear relations for DC of organic substances be observed within its frame. On the other hand, the linearity holds with many inorganic FG (functional groups) and compounds (e.g. water). Mathematically, this is expressed by the empirical equation  $(A - n_C 0.55) / B = -IS^*(H_2O)$  where  $n_C$  is the number of carbon atoms in a distributed substance, and 0.55 is an average carbon atom increment (homologous difference), Fig. 2. We only came across a single deviation from this equation, with copper(II) acetyl acetate, and the experimental data themselves were controversial in that instance. The observed patterns can be described by adopting the following mathematical expression for the standard chemical potential of substance i in medium j:

$$\mu_{ij}^0 = SP_i^h \cdot MP_j^h - T SP_i^s \cdot MP_j^s + \mu_{iv}^0,$$

where SP is the substance parameter, MP is the medium parameter (for vacuum,  $MP_v=0$ ),  $\mu_{iv}^0$  is the standard chemical potential of a substance under vacuum, and T is the absolute temperature. The first two terms in this expression would be natural to associate with the enthalpy and entropy contributions to the potential as is indicated by the superscripts. This conclusion is directly substantiated by the data on limiting thermodynamic functions of dissolving a number of homologues in various solvents. These data are, however, not numerous enough to serve as conclusive evidence. Nevertheless the suggested mathematical formalism describes inflection points, makes it possible to deduce the

dependence shown in Fig. 2, and explains constant homologous differences for distributed substances and variability of homologous differences for  $IS^*$  (the parameters  $SP_j$  and  $MP_j$  for the same substances can be related to each other through vaporization thermodynamic functions).



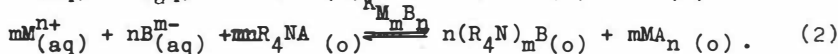
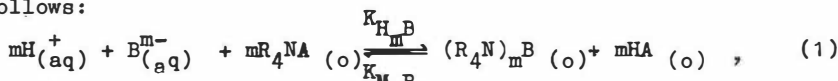
**Fig. 2.** Parameter B as a function of  $A - n_c \hat{\pi}_C$  where  $\hat{\pi}_C$  is the homologous difference for the water - standard organic solvent system,  $IS^* = 0$ : 1 - alkanes, 2 - alkyl benzenes, 3 - ethers, 4 - esters, 5 - ketones, 6 - nitroalkanes, 7, 8, 9 - primary, secondary, tertiary amines, respectively, 10 - o-chlorophenol, 11 - beta-diketones, 12 - 8-alkyloxyquinolinates, 13 - nitroxyl tracers, 14 - alcohols, 15 - p-chlorophenol, 16 - 8-alkylmercaptoquinolinates, 17 - carboxylic acids, 18 - nickel dimethyl glyoximate

#### References

1. Hansch C., Leo A.J. Substituent Constants for Correlation Analysis in Chemistry and Biology. New York; Chichester; Brisbane; Toronto: John Wiley & Sons, 1979. 339 p.
2. Shmidt V.S. Ekstraktsiya aminami (Extraction with Amines). Moscow: Atomizdat, 1970. 312 p.

A.I.Kholkin, V.I.Kuzmin, N.V.Protasova, O.A.Logutenko, G.L.Pashkov, V.V.Belova, Institute of Chemistry and Chemical Technology, Siberian Branch of the USSR Academy of Sciences, Krasnoyarsk, USSR

The term "binary extraction" is used to denote acid and salt (hydroxide) extraction processes by the salts of organic acids and organic bases. The extraction of some salts by the carboxylates of amines and quaternary ammonia bases was studied by J.Devis and R.R.Grinstead [1], M.L.Naphtanovich and V.L.Heifetz [2], T.Sato et.al. [3]. But all these works didn't contain the broad analysis of the major regularities of the process of binary extraction and possibilities of its application. The processes of binary extraction of acids and salts can be written (with the example of organic salts of QAB - quaternary ammonia bases) as follows:



As one may see from the equations (1,2) the binary extraction is characterized by the transition of cation and anion of the extracted compound in stoichiometric ratio from aqueous to organic phase similar to extraction by the neutral extractants and contrary to the cation-exchange and anion-exchange extraction, when the ions between the phases exchange stoichiometrically. On the other hand, contrary to addition reaction (as is the case in extraction by neutral extractants), in binary extraction exchange reaction takes place. Consequently, in spite of the fact that binary extraction is specified by formation of the same extracted compounds, as in the cation-exchange and anion-exchange extraction, the major regularities of distribution differ principally from those for the systems with ion-exchange and neutral extractants.

Acid binary extraction. Activity coefficients of organic phase components being constant the isotherm of distribution of acid  $H_m B$  is described by the equation

$$C_{H_m B}^{mol} (o) = \bar{K}_{H_m B}^{1/(m+1)} C_{R_4NA}^{m/(m+1)} (o) C_{H_m B}^{mol} (aq) \gamma_{\pm}^{\pm} \quad (3)$$

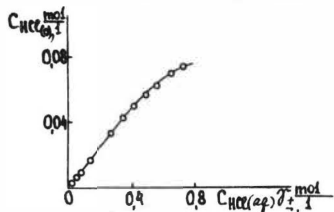


Fig.1. HCl extraction by 0,1M di(2ethylhexyl)di-thiophosphate tetraoctyl-ammonia in toluene

As you may see from the Fig.1, the initial part of binary extraction isotherm is linear (independent from basicity of the acid) unlike the isotherm of acid extraction by the neutral extractants. On account of that the binary extractants are effective in small concentrations region of the extracted acid: ( $D_{H_m B} = \text{const}$ ), where the distribution coefficients essentially decrease in systems with the neutral extractants.

When the ratio of protons and anions of mineral acid in aqueous or organic phases is not stoichiometric the expression for the anion distribution coefficients has the form

$$\lg D_B = \lg \bar{K}_{H_m B} + m \lg C_{R_4 NA(o)} - m \lg C_{HA(o)} - m \text{pH} \quad (4)$$

With the constants  $C_{R_4 NA(o)}$  and  $C_{HA(o)}$  linear dependences  $\lg D_B$  on pH with  $\text{tg } \alpha$  equal to  $-m$  are obtained, i.e. the basicity of extracted acids (Fig.2). The dependence of  $\lg D_B$  on pH is most important, because they inform us about the extraction and stripping conditions and also about the efficiency of separating different mineral acids (extraction series). The anion distribution during the binary extraction differs from their distribution during anion-exchange extraction, when  $D_B$  in the broad region of pH practically doesn't change (Fig.3).

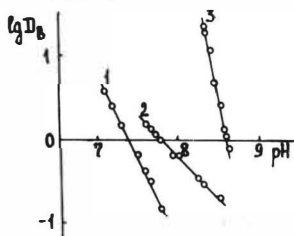


Fig.2.  $H_2SO_4$  (1),  $HCl$  (2) and  $H_4[Fe(CN)_6]$  (3) extraction by 0.1M 4-tretbutylphenolate tetraoctylammonia in toluene

From eq.(4) it follows that the extractant concentration, as usual, influences the distribution coefficient. Unlike the other classes extraction, the shift of extraction equilibrium in the systems with binary extractants is achieved by the change in the concentration ratio of two extracted compounds, for example, by increasing concentration of organic acid (Fig.4) or of the mineral salt QAB in organic phase (Fig.5).

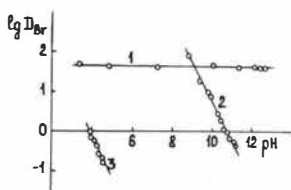


Fig.3. Br-ion distribution in systems with 0.1M solutions of bromide (1), 4-tretbutylphenolate (2) and caprylate (3) tetraoctylammonia in toluene ( $C_{SO_4^{2-}} = 1M$ )

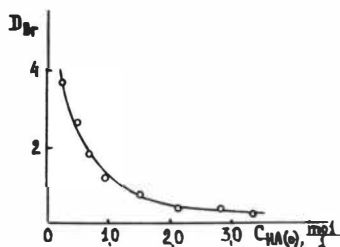


Fig.4. HBr extraction by 0.1M caprylate tetraoctylammonia solution in toluene depending on the caprylic acid concentration

The analysis of the equation, connecting the binary extraction constant of the acid  $K_{H_m B}$  with physical-chemical constants of simpler processes (constants of distribution  $K_{HA}$  and dissociation  $K_a$  of the

organic acid, of the anion exchange of the anions of the mineral  $K_{B-OH}$  and organic  $K_{A-OH}$  acids)

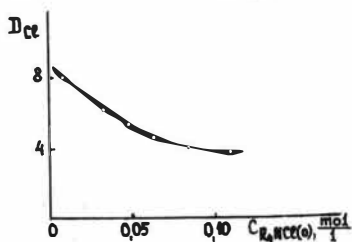


Fig. 5. HCl extraction by 0.1M caprylate tetraoctylammonium in toluene depending on  $R_4HCl$  concentration

define acid dissociation constant of extracted acid from the data of distribution in systems with binary extractants.

$$K_{H_m B} = \frac{K_{HA}^m K_{B-OH}}{K_a^m K_{A-OH}} \quad (5)$$

shows, that for the same binary extractant, the value  $K_{H_m B}$  is determined by the value of  $K_{B-OH}$ . Thus the acid extraction series  $HReO_4 > HJ, HSCN > HBr > HCl > HF$  (Fig. 6) corresponds to the wellknown anion-exchange series for QAB salts. The dependence of  $\lg D_B$  on pH for HF is unusual due to incomplete dissociation of HF in aqueous solution.

The given dependence can be used to define acid dissociation constant of extracted acid from the data of distribution in systems with binary extractants.

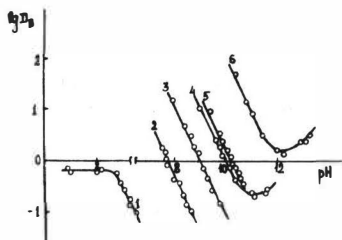


Fig. 6. HF(1), HCl(2), HBr(3), HSCN(4), HJ(5) and  $HReO_4$ (6) extraction by 0.5M 4-tretbutylphenolate tetraoctylammonium solution in presence of 1.5M 4-tretbutylphenol

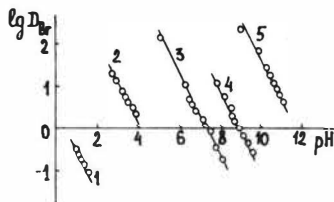


Fig. 7. HBr extraction by 0.1M tetraoctylammonium salts solutions in toluene: di(2-ethylhexyl)phosphate (1), caprylate (2), 2-brom-4-alkylphenolate (3), 4-tretbutylphenolate (4), 2-tretbutyl-4-ethylphenolate (5) in presence of 0.3M of the corresponding acids

An important advantage of binary extraction is the possibility of varying extraction properties of extractants when using the organic cations or organic anions of different nature. During binary extraction research of HCl, HBr and HJ one showed, that extraction power of the binary extractants (organic salts of QAB and amines) increases in tetraoctylammonium salts series: di(2-ethylhexyl)dithiophosphate < di(2-ethylhexyl)phosphate < n-caprylate <  $\alpha, \alpha$ -dialkylmonocarboxylate < 2-brom-4-alkylphenolate < 4-tretbutylphenolate < 2-tretbutyl-4-ethylphenolate. This series, mainly, corresponds to the decrease of acid dissociation constant of organic acids (Fig. 7). The binary extractants on the basis of alkylphenolates are mostly efficient in acid extraction - they

yield high distribution coefficients when extracting acid from neutral and alkaline solutions. In forming the  $R_4NA$  molecule steric effects can play an essential part for the binary extractants formed by organic acids with close values of  $K_B$ . Here due to decrease of  $K_{A-OH}$  (see eq.5)  $K_{H,B}$  constants in the systems with sterically hindered anions increase,  $m_B$  as, for example, in extracting by 2-tretbutyl-4-ethylphenolate tetraoctylammonia<sub>B</sub> (Fig.7) compared to 4-tretbutylphenolate tetraoctylammonia<sub>A</sub>. The analogous data were obtained in systems with  $\alpha, \alpha$ -dialkylmonocarboxylate QAB compared to caprylate QAB. The usage of organic cations of various nature and structure provides the additional possibilities to influence the properties of binary extractant.

Distribution in systems with binary extractants can be affected by factors which have not been considered before. For example, the dependences 4 and 6 in the Fig.6 are curve-linear, which is specific for the transition from acid binary extraction to salt binary extraction. H-bonds of organic acids with mineral and organic QAB salts influence essentially the extraction equilibrium. NMR- H and IR-spectroscopy and extraction data showed that interaction in the series of tetraoctylammonia salts enhances:  $R_4NReO_4 < R_4NJ < R_4NBr < R_4NCl$  in accordance with the decrease of anion ion radius (Fig.8). The composition of the

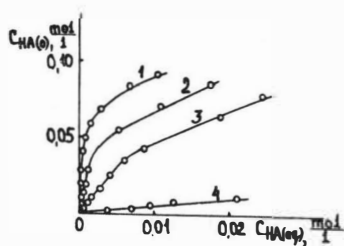


Fig.8. The phenol distribution between 0.04M chloride (1), bromide (2), iodide (3) tetraoctylammonia solutions in  $CCl_4$ , pure  $CCl_4$  (4) and 0.5M potassium salts solutions

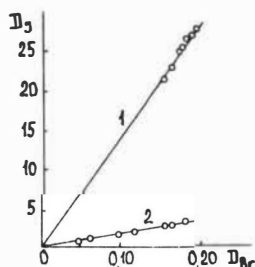


Fig.9.  $J^-$  and  $Br^-$  distribution in systems with 0.1M solution of tetraoctylammonia salts (1) and 0.5M solution of potassium salts, 2 - the same's in presence of 0.3M 4-tretbutylphenol

formed adductors  $R_4NA$  and  $HA$  (as well as  $(R_4N)_mB$  and  $HA$ ) depends on the type and structure of organic acids and their anions. Using the theory of ideal associated solution we carried out the quantitative description of  $HCl$  and  $HBr$  extraction by 4-tretbutylphenolate tetraoctylammonia. Formation of H-bonds  $(R_4N)_mB$  with  $HA$  in most cases causes the decrease of separation coefficients of anions during acid binary extraction, compared to the anion exchange data in systems with mineral QAB salts (Fig.9). This defect can be eliminated by binding the forming organic acid with electron-donor neutral extractants. Thus,



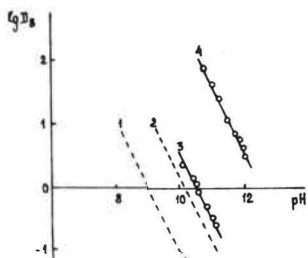


Fig. 10. HBr(1,3) and HJ(2,4) extraction by 0.1M 4-tretbutylphenolate tetraoctylammonia solution in toluene in presence of 0,3M 4-tretbutylphenol (1,2); in presence of 0.35M octadecylamine (3,4)

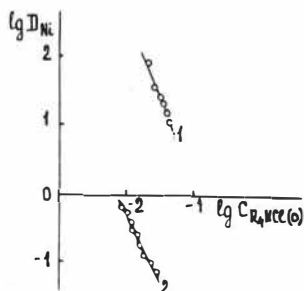


Fig. 11. The dependence of  $D_{N1}$  on  $R_4NCl$  concentration during the binary extraction of  $NiCl_2$  by  $\alpha, \alpha$ -dialkylmonocarboxylate (1) and di(2-ethylhexyl)phosphate (2) tetraoctylammonia

the separation coefficients of halogen-hydrogenous acids in systems with binary extractants with add of primary amine increase to 1-3 orders (Fig.10).

Salt binary extraction. Cation and anion distribution coefficients during the binary extraction of salts is expressed in form of equations:

$$D_M = \frac{C_{MA}^{1/m}(o) K_{Mm}^{n/m} B_n^{n/m} C_{B(aq)}^{m/n} C_{R_4NA(o)}^{n/m}}{C_{M(aq)}^{n+} C_{R_4M}^{n/m} B(o)} \quad (6) \quad D_B = \frac{C_{R_4N}^{1/n} B(o) K_{Mm}^{m/n} B_n^m C_{M(aq)}^{n+} C_{R_4NA(o)}^m}{C_{B(aq)}^{m-} C_{MA}^{m/n}(o)} \quad (7)$$

The dependence  $D_{N1}$  on  $C_{R_4NCl(o)}$ , which illustrate the influence of ratio between change of two extracted compounds, in organic phase are shown in Fig11. As one can see from equations (6,7), the cation distribution coefficients depend on anion concentration, and anion distribution coefficients depend on cation concentration of the extracted salt, which is an other difference of binary extraction from ionexchange processes. Thus, cation and anion distribution coefficients are interconnected, and the tangent of the slope angle of the dependence of  $lg D_M$  on  $lg D_B$  is equal to the ratio of the charges of the cations and anions (Fig.12). Fig.13 presents the data on extraction of nitrate by di(2-ethylhexyl)dithiophosphate tetraoctylammonia essential influence of  $C_{NO_3^-(aq)}$  on  $D_M$ .

The expression of interconnection of salt binary extraction constant with the physical-chemical characteristics of initial systems with organic acids and mineral salts QAB has the form:

$$K_{MmBn} = \frac{K_{HA}^{mn} K_{M-H}^m K_{B-OH}^n}{K_a^{mn} K_{A-OH}^{mn}} \quad (8)$$

From equation (8) follows, that during extraction of the salts with the same anions, the sequence of extraction must be in accordan-

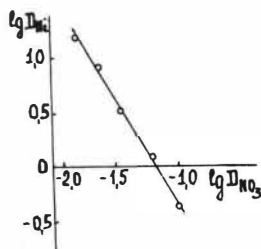


Fig. 12. The dependence of  $\lg D_{Ni}$  on  $\lg D_{NO_3}$  during the extraction by 0,25M di(2-ethylhexyl)dithiophosphate tetraoctylammonia solution in toluene

Fig. 14.  $NiJ_2$  (1),  $Ni(NO_3)_2$  (2),  $NiCl_2$  (3),  $NiSO_4$  (4) extraction isotherm by 0.25 M di(2-ethyl)-dithiophosphate tetraoctylammonia solution in toluene

ce with the values of metal-hydrogen exchange constant  $K_{M-H}$ , i.e. with the cation-exchange extraction series for the initial organic acid, which is confirmed experimentally:  $Cu(NO_3)_2 \gg Zn(NO_3)_2 > Ni(NO_3)_2 > Co(NO_3)_2 \gg Ca(NO_3)_2$  (Fig. 13). The extraction series, obtained from the results on binary extraction of Ni salts with different anions (Fig. 14):  $NiJ_2 > Ni(NO_3)_2 > NiCl_2 > NiSO_4$  coincides with the anionexchange extraction series for QAB salts.

Studying the influence of binary extractant composition its extraction power with reference to  $NiCl_2$  we obtained the series: n-caprylate  $> \alpha, \alpha$ -dialkylmonocarboxylate  $> di(2-ethylhexyl)phosphate > di(2-ethylhexyl)dithiophosphate$  tetraoctylammonia, qualitatively corresponding to the enlargement of  $K_B$  (see eq. 8).

Thus in the systems with binary extractants the use of the qualities of initial ionexchange extractants (efficient separation) is combined with new ways of process control. The formation of stable  $R_4NA$  salt makes the stripping easier.

#### References

1. Davis J.C., Grinstead R.R.// J.Phys.Chem.1970.Vol.74,N 1.P.147-151.
2. Naphtanovich M.L., Heifetz V.L.// Zur.obsh.khimii. 1975. Vol.45, N 2.P.413-418.
3. Sato T., Yamamoto M., Watanabe H.// Proc.Intern.Solv.Extr.Conf. 1980. Vol.2.P.80-178.

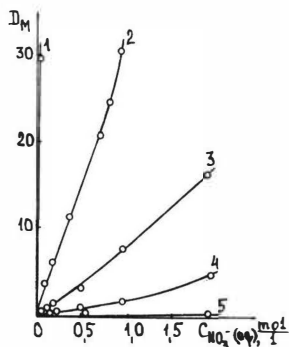
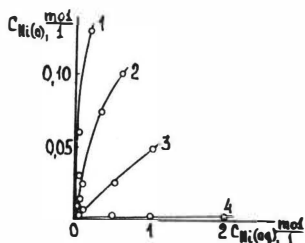


Fig. 13. Cu(1), Zn(2), Ni(3), Co(4), Ca(5) nitrate extraction by 0,2 M di(2-ethylhexyl)dithiophosphate tetraoctylammonia solution in toluene



Nobuo Suzuki

Department of Chemistry, Faculty of Science, Tohoku University,  
 Sendai 980, Japan

In the typical chelate extraction process of metal ions, the extraction process can be explained simply by considering the following two key steps, i.e. (a) the neutral chelate formation between the metal ion and the acidic chelating agent in an aqueous phase and (b) the partition of the extractable chelate into an organic phase. The separation efficiency of two metals, M and M', with a chelating agent HA is simply shown as the ratio of the corresponding extraction constants  $K_{ex}/K'_{ex}$ . The  $K_{ex}$  is the two-phase mixed constant and rewritten as  $\beta_{MA_n} P_{MA_n} K_{HA}^{-n} P_{HA}^n$ , where  $\beta$  is overall formation constant of metal chelate, P the partition coefficient, and K the protonation constant of chelating agent. However, despite the great advance of coordination chemistry on chelate formation in the aqueous solution, we have not enough information on the liquid-liquid partition of the metal chelate. It is a surprising fact that we can not find any quantitative description on the liquid-liquid partition of the extractable chelate in authentic literatures on the solvent extraction chemistry. We have carried out a systematic study on the solvent effect governing the partition of nonelectrolytes including metal chelates and discussed quantitatively the regularity of partition coefficients of the homologous series of aromatic compounds and different types of chelates into a series of organic solvents [1-3][4-10].

In the present paper, it is demonstrated that the partition coefficients of the neutral chelates  $MA_n$  of metal ion  $M^{n+}$  with an acidic chelating agent HA are largely influenced by the central metals and the chelating ligands. To understand the role of the central metal ions, it is necessary to compare the partition coefficients of metal chelates of the central metal ions which have quite similar chemical natures such as oxidation state and electronic configuration. The solvent effect on the partition coefficient is also discussed by the aid of the solution theory, and finally the role of the partition coefficient in the separation efficiency of metals will be discussed.

The extraction equilibrium of a metal ion,  $M^{n+}$  with an acidic chelating agent, HA, can be expressed as follows by using the partition coefficient of the neutral chelate  $MA^n$ ,  $P_M$ , the overall formation constant of  $MA_n^{(3-q)+}$  in the aqueous phase,  $\beta_q$

$$D = P_M \beta_n [A^-]^3 / (1 + \sum \beta_q [A^-]^q) \quad (1)$$

The extraction of scandium(III) as an example with 0.1 M Hacac in various organic solvents was carried out and the plots of the logarithms of the distribution ratios against the logarithms of the acetylacetonate (acac) concentrations in the aqueous phase are given in Fig. 1. In the solvent systems of heptane and 1-octanol, the distribution ratio increases with an increase in the acetylacetonate concentration and reaches a limiting value in the high concentration region of acetylacetonate. This suggests a stepwise formation of the chelates,  $Sc(acac)_2^+$ ,  $Sc(acac)_2^+$ ,  $Sc(acac)_3$ , in the aqueous phase. The partition coefficients in other solvents

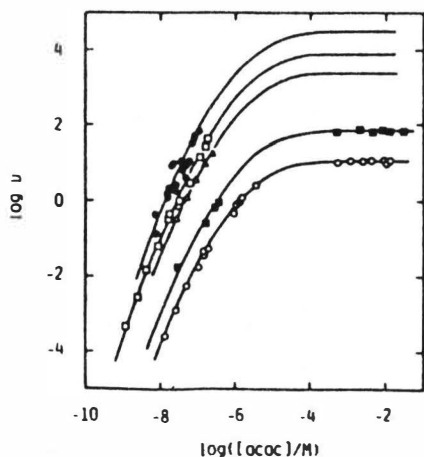


Fig. 1. Log D vs. log [acac],  $[Hacac]_{inj} = 0.1$  M, pH 1.7-8.2.  $\circ$  1,  $\Delta$  2,  $\square$  3,  $\bullet$  4,  $\blacksquare$  5. The numbers correspond to those in Table 1

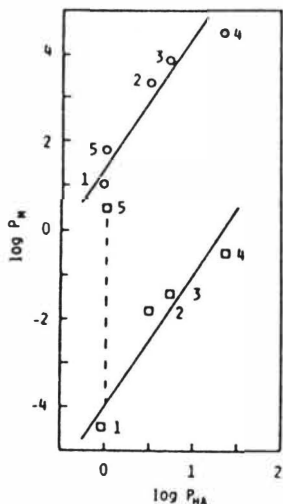


Fig. 2. Log  $P_M$  vs. log  $P_{HA}$ .  $\circ$   $Sc(acac)_3$ ,  $\square$   $Y(acac)_3$

systems, where a plateau region of log D cannot be measured experimentally, were determined by the least-squares fitting using  $K_1$ ,  $K_2$ , and  $K_3$  obtained in the heptane system. The extraction constants were calculated and listed in Table 1. The solid lines in Fig. 1 are drawn using these equilibrium constants and are in good agreement with the experimental plots. The log  $K_{ex}$  for the

scandium(III) chelate is much larger than that for the yttrium(III) chelate in all solvent systems. It is obvious that the difference in  $K_{ex}$  can be attributed to the difference not only in the formation constant but also in the partition coefficient.

The following simple but important relation has been derived based on the solubility parameter concept[1,2],

$$\log P_M = \frac{V_M}{V_{HA}} \log P_{HA} + \text{Const.} \quad (2)$$

where  $V$  denotes the molar volume, and the molar volume ratio  $V_M/V_{HA}$  is about three in the tris chelate. Figure 2 shows the correlation of  $P_M$  against  $P_{HA}$  for scandium(III) and yttrium(III) chelates. Plots for nonpolar solvents lie close to the straight line with a slope of 3. A quite large deviation for the 1-octanol system with yttrium(III) chelate is observed. A specific solute-solvent interaction in this system may be responsible.

Figure 3 shows the plots of  $\log K_{ex}$  in the benzene system against the reciprocal of the ionic radii( $r$ ) of rare earth(III). A clear regularity is found, that is, the extraction constants linearly increase with increasing in  $1/r$ . As was mentioned above, the extraction constant is an apparent constant involving the

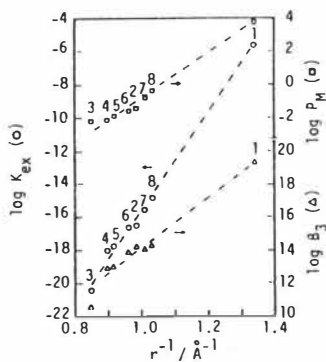


Fig. 3.  $\log K_{ex}$ ,  $\log P_M$ , and  $\log \beta_3$  vs. ionic radii.  
1, Sc; 2, Y; 3, La; 4, Nd; 5, Sm;  
6, Tb; 7, Tm; 8, Lu

partition coefficient and the formation constant of the metal chelate, hence  $\log P_M$  and  $\log \beta_3$  are plotted against  $1/r$  in Fig. 3. Both the partition coefficients and the formation constants also increase with increasing in  $1/r$ . A clear correlation between the partition coefficient and the formation constant can be observed. The partition coefficients increase with increase in the formation constants, that is, higher the formation constant of the

Partition coefficients and extraction constants of  $M(acac)_3$  at 25°C

Number	Solvent	Sc(acac) <sub>3</sub>		Y(acac) <sub>3</sub>	
		$\log P_M$	$\log K_{ex}$	$\log P_M$	$\log K_{ex}$
1	Heptane	1.041	-5.87	-4.459	-17.03
2	Carbon tetrachloride	3.372	-5.21	-1.809	-16.05
3	Benzene	3.891	-5.39	-1.439	-16.38
4	Chloroform	4.499	-6.67	-0.531	-17.36
5	1-Octanol	1.835	-5.27	0.498	-12.27

chelate, higher the partition coefficient. The extraction constants of rare earth(III) with acetylacetone linearly increase with increasing in the reciprocal of their ionic radii. The difference in the extraction constants among rare earths(III) is attributed to the difference not only in the formation constants but also in the partition coefficients of the extractable chelates. An important contribution of the partition coefficient together with the formation constant to the extraction and separation efficiency of metal is quantitatively evaluated.

#### References

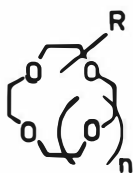
1. Wakahayashi T., Oki S., Omori T., Suzuki N.//J. Inorg. Nucl. Chem. 1964. Vol.26. P.2255.
2. Omori T., Wakahayashi T., Oki S., Suzuki N.//J. Inorg. Nucl. Chem. 1964. Vol.26. P.2265.
3. Oki S., Omori T., Wakahayashi T., Suzuki N.//J. Inorg. Nucl. Chem. 1965. Vol.27. P.1141.
4. Watarai H., Oshima H., Suzuki N.//Quant. Struct.-Act. Relat. 1984. Vol.3. P.17.
5. Imura H., Suzuki N.//J. Radioanal. Nucl. Chem. 1985. Vol.88. P.63.
6. Imura H., Suzuki N.//Talanta,1985. Vol.32. P.785.
7. Suzuki N., Nakamura S.//Inorg. Chim. Acta,1985. Vol.110. P.243.
8. Imura H., Matsumora S., Suzuki N.//Bull. Chem. Soc. Jpn. 1986. Vol.59. P.621.
9. Suzuki N., Koderu J., Imura H.//Inorg. Chim. Acta,1987. Vol.128. P.261.
10. Suzuki N., Matsumora S., Imura H.//Polyhedron,1987. Vol.6. P497.

Karsten Gloe, Peter Mühl and Jörg Beger, Zentralinstitut für Festkörperphysik und Werkstofforschung, Akademie der Wissenschaften der DDR, Dresden - DDR-8027; Sektion Chemie, Bergakademie Freiberg, Freiberg - DDR-9200, GDR

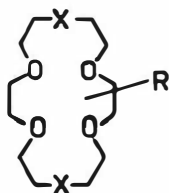
In the recent years more and more solvating neutral ligands like macrocyclic crown compounds have been investigated with the intention to find new specific extractants. Lipophilic crown compounds are efficient extractants for metal ions due to their pronounced complex-forming properties and selective solubilities. The complexation and extraction behaviour can be systematically influenced by various modifications of their structure. Today an application of crown compounds as extractants is limited by their complicated and expensive synthesis. Corresponding open-chain structure analogues of the crown compounds, which are not so expensive and easier obtainable by synthesis show in a qualified sense similar properties but in some cases specific differences. Some compounds of this type like nonionics, an industrial produced type of detergents, are available on a large scale.

It is the topic of the present investigations to characterize and to compare the extraction properties of different crown compounds - crown ether 1, thia- and azacrown compounds 2, bis(crown ether)s 3, lariat ethers 4 - as well as of structure analogous open-chain compounds 5.

The selectivity of crown ethers 1 for alkali and alkaline earth metal ions depends to a high degree on the hole-size cation-diameter relationship. However there are a lot of further factors, which can influence or change the resulting separation possibilities. On the one hand, the separation factor for two metal ions can be changed in dependence on the extractant concentration, if both of them form structural different metal complexes (crown ether:metal = 1:1 and 2:1, resp.). The extraction of sodium and potassium nitrate with benzo[15]crown-5 is a typical example. On the other hand, bis(crown ether)s, having two crown ether units in one molecule extract cations larger than the hole size of the crown as sandwich complexes, and in consequence the selectivity of extraction for such metal ions is increased. This effect could be

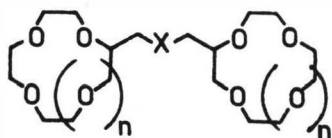


1

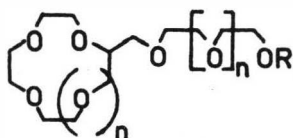


X=S, NR

2



3



4



X, Y, Z = O, S, NR

5

shown using new alkylene or arylene bridged carbonylhydrazones of formylsubstituted benzocrown ethers [1].

Lariat ethers 4 offer - due to the introduction of additional ligator atoms on a flexible side-chain - favourable possibilities to obtain an optimal coordination sphere for a defined metal ion. However our extraction investigations with lariat ethers did not show such an effect of structure optimization. First of all, the presence of the flexible side-chain prevents the formation of sandwich complexes with big cations. In consequence the selectivity order corresponds to the hole-size cation-diameter relationship.

A high superiority for crown ethers 1 in comparison to the corresponding open-chain oligoethylene glycol dialkyl ethers 5 results from their considerably higher stability constants for alkali and alkaline earth metal ions caused by the so-called macrocyclic effect, which leads to essentially higher extraction yields for these elements. The extraction of open-chain compounds is unambiguously improved when the number of oxygen donor atoms increases and is considerably influenced by the size of alkyl substituents too [2].



The extraction properties are changed considerably, if sulfur or nitrogen are introduced as donor atoms. Corresponding to Pearson's HSAB-concept soft metal ions, like silver, palladium, gold, mercury, are favourably extracted, whereas the extraction efficiency is decreased in the case of hard alkali and alkaline earth metal ions. Generally the extraction equilibria with nitrogen containing compounds are complicated, because additional interactions of the nitrogen ligator atoms are important too [3]. Quite opposite conclusions in comparison with the only oxygen containing extractants can be deduced from the extraction behaviour of nitrogen or sulfur containing cyclic and open-chain compounds for transition metal ions [3, 4]. In these cases only small differences have been obtained. The nitrogen and sulfur ligator atoms dominate as coordination centres and a macrocyclic effect does not appear. The graduations of extraction properties of open-chain compounds can be interpreted by the aid of molecular models, in which are included the coordinative saturation and stereochemistry of the metal ion, the magnitude of the possible chelate rings and the complexing capability of the potential donor atoms.

#### References

1. J. Aurich, H.-J. Holdt, K. Gloe, P. Mühl, G. Kuntosch//  
Poster ISEC'88, Moscow 1988.
2. K. Gloe, H. Merkwitz, P. Mühl, J. Beger//  
Z. Chem., in press.
3. K. Gloe, P. Mühl, H. Rüstig, J. Beger//  
Solvent Extr. Ion Exch., in press.
4. F. Dietze, K. Gloe, R. Jacobi, P. Mühl, J. Beger, E. Hoyer//  
Solvent Extr. Ion Exch., in press.

Z.X.Zhou, C.X.Du, Department of Chemistry, Zhengzhou University, Zhengzhou, PRC

Z.H.Zhou, Department of Chemistry, Sichuan University, Chengdu, PRC

K.B.Yu, Z.Y.Zhou, Analysis and Testing Center of Chengdu Branch, Academia Sinica, China

The extraction of alkali and alkaline earth metal ions with benzo-15-crown-5(B15C5) or dibenzo-18-crown-6(DB18C6) have been widely studied. We have found that the extraction percentage of anions or complexed anions  $\text{ReO}_4^-$  [1],  $\text{InBr}_4^-$ ,  $\text{InI}_4^-$  [2], and  $\text{AuCl}_4^-$  can be greatly increased with B15C5(or DB18C6) in the presence of potassium salts according to the selective extraction of potassium ion by crown ether. The extraction mechanism of these systems mentioned above have been studied by slope method. In order to further elucidate the extraction mechanism and the coordinated properties of metal ions, the crystal complexes of benzo-15-crown-5 potassium tetrabromiodate (III) [3], hydrated dibenzo-18-crown-6 potassium tetrabromiodate(III) [4], hydrated benzo-15-crown-5 sodiam tetrabromiodate (III) [5], and benzo-15-crown-5 potassium tetraiododate(III) [6], corresponding to the extracted complexes respectively have been synthesized and determined.

The extraction of trivalent rare earth ions with crown ether also has been reported, but systematic studies about the extraction of  $\text{Sc}^{3+}$  are almost lacking [7] Although  $\text{Sc}^{3+}$  has small size, high electric charge and high hydration energy, preliminary experiments showed that among the  $\text{Sc}^{3+}$  and rare earth ions, the distribution ratio of  $\text{Sc}^{3+}$  was the maximum when picrate ( $\text{pic}^-$ ) was used as a counter anion and dichloroethane as a diluent. The separation factors between  $\text{Sc}^{3+}$  and  $\text{Er}^{3+}$ ,  $\text{Yb}^{3+}$ ,  $\text{Y}^{3+}$  respectively are 11, 8.9 and 12.9. In this paper we have attempted to study systematically the mechanism by extraction method and by determining the structure of crystal complex between B15C5 and scandium picate.

#### Study of the extraction mechanism of scandium picrate by crown ether

The percent extraction of  $\text{Sc}^{3+}$  from aqueous hydrochloric acid solution by B15C5 remained constant when investigated as a function of scandium ion concentration in the range 0-50 $\mu\text{gSc}_2\text{O}_3/\text{ml}$ , and plot of  $\log [\text{Sc(III)}]_0$  against  $\log [\text{Sc(III)}]_{\text{aq}}$  gave a straight line with unit slope, thereby indicating that a monomeric Sc(III) complex has been extracted into the organic phase. The extraction efficiencies of scandium picrate by some crown ethers follow the order B15C5 > DB18C6 > 12C4 and by some diluents follow the order  $1.2\text{C}_2\text{H}_4\text{Cl}_2$  >

$>C_6H_6 > CHCl_3$ , subsequent studies were made using B15C5 as an extractant, dichloroethane as a diluent, and the concentration of  $Sc^{3+}$  was  $20\mu g Sc_2O_3/ml$ .

The nature of the extracted complex was evaluated by measuring the distribution ratio of  $Sc^{3+}$  as a function of either  $pic^-$  or B15C5 (Fig. 1 and Fig. 2). Slope analysis of these data indicated that the main extracted species may be expressed as  $Sc(pic)_2(B15C5)_{1.5}$ . A (A refers to monovalent anion).

In order to identify A, the effect of  $Cl^-$  on the distribution ratio of  $Sc^{3+}$  has been examined. The result shows that D is almost independent of the concentration of  $Cl^-$ , this means that A can not be  $Cl^-$ . Some crystal with definite composition  $Sc(pic)_3(B15C5)_2 \cdot 2H_2O \cdot CH_3CN$  has been dissolved and  $pic^-$  concentration has been varied by adding  $Hpic$  into water. The plot of  $\log D$  against  $\log pic^-$  shows a linear relation with a slope of 2, this indicates the presence of  $OH^-$  which may be derived from the hydrolysis of  $Sc^{3+}$ . As early mentioned the dominate form of  $Sc^{3+}$  is  $Sc(OH)^{2+}$  at  $pH > 1$  [8]. The time period necessary to establish the extraction equilibrium increased with the increase of pH value. Therefore the extracted complex can be represented as  $Sc(OH)(pic)_2(B15C5)_{1.5}$ . In the same way the composition of extracted complex has been found to be  $Sc(OH)(DB18C6) \cdot (pic)_2$  using DB18C6 as an extractant. Their conditional extraction constants are  $\log K_{ex} = 5.69$  and  $\log K_{ex} = 3.45$  respectively.

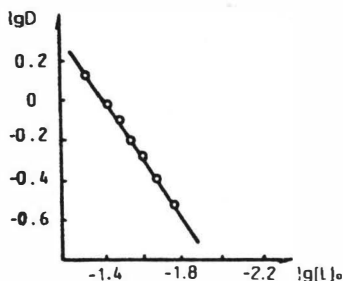


Fig. 1. Distribution ratio of  $Sc^{3+}$  versus concentration of B15C5 in the organic phase

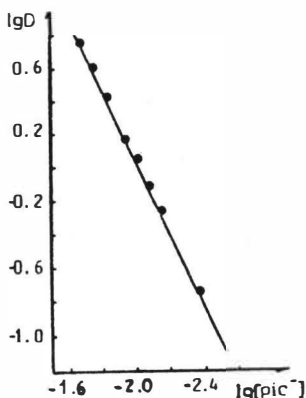


Fig. 2. Distribution ratio of  $Sc^{3+}$  versus concentration of  $pic^-$  in aqueous solution

### Crystal structure of complex between scandium picrate and B15C5

The crystal of title compound corresponding to the extracted complex was first synthesized in the mixture of acetonitrile and ethanol. Its composition is shown to be  $\text{Sc}(\text{pic})_3 \cdot (\text{B15C5})_2 \cdot 2\text{H}_2\text{O} \cdot \text{CH}_3\text{CN}$  by elemental analysis and colorimetry. The complex crystallizes in the triclinic space group  $P\bar{1}$ , with  $r=2$ . Lattice parameters are  $a=12.768(2)$ ,  $b=13.76(2)$ ,  $c=19.440(4)$ ,  $\alpha=81.03(2)$ ,  $\beta=70.88(1)$ ,  $\gamma=70.71(2)$ ,  $V=3042.5\text{\AA}^3$ ,  $D=1.44\text{g}\cdot\text{cm}^{-3}$ . X-ray structural work shows that  $\text{Sc}^{3+}$  is bound with three picrate anions and two water molecules. Each picrate is a bidentate donor agent, which is attached to  $\text{Sc}^{3+}$  by two donor oxygen atoms of phenolic group and one nitro-group. The three bond angles of O-Sc-O are  $67.5(2)$ ,  $74.6(2)$ ,  $70.7(2)$  respectively. The minimum distances between each oxygen atom of two coordinated water and two crown ether oxygen atoms of B15C5, i.e.  $\text{O}_5-\text{O}_{11}$ ,  $\text{O}_5-\text{O}_{12}$ ,  $\text{O}_4-\text{O}_{22}$  are  $3.177\text{\AA}$ ,  $3.2915\text{\AA}$ ,  $3.1216\text{\AA}$  and  $3.2343\text{\AA}$  respectively (Fig.3). This indicated that the two B15C5 associated with  $\text{Sc}^{3+}$  through the formation of hydrogen bond between coordinated water and ether oxygen atoms of B15C5.

The extraction result shows that scandium picrate can not be extracted into the organic phase if B15C5 is absent. It has been confirmed that the extracted complex contains hydroxy and the coordinated water may exist because of high hydration energy of  $\text{Sc}^{3+}$ . It is apparent from the study of the crystal structure that in the extrac-

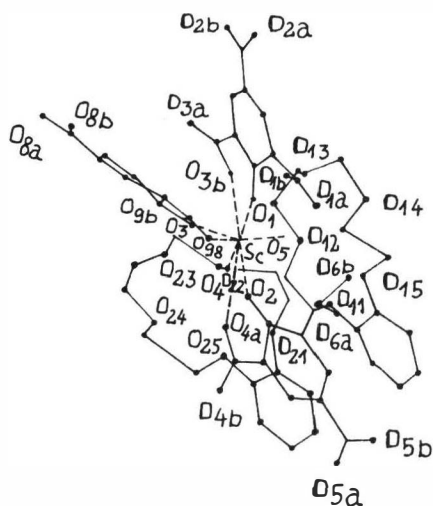


Fig.3. Unsymmetry unit in cell

ted complex B15C5 may associate with scandium picrate also through the formation of hydrogen bond between hydroxy or coordinated water and crown ether oxygen atoms. Thus a hydrophobic extracted complex is formed which can be extracted into organic phase effectively. This extraction mechanism indicates that the extraction efficiency is not related to the relative size of the metal ion and the crown ether cavity. Because 12C4 is more hydrophilic, it seems that hydrogen bond to form extracted complex between 12C4 and hydrated (or hydroxo) scandium picrate is impossible. Both of B15C5 and DB18C6 have better organophilic behavior. But the latter is sufficient bulky that it might pose steric problem on the formation of hydrogen bond, therefore the extraction efficiency of  $\text{Sc}^{3+}$  in the sequence of  $\text{B15C5} > \text{DB18C6} > \text{12C4}$  may be explained satisfactorily.

#### References

1. Zhou Z.X., Yang J.Y. // Huaxue Shiji. 1987. Vol. 9. P.54.
2. Zhou Z.X., Zhang X.X. // Acta Chimica Sinica, to be published.
3. Zhou Z.X., Zhang X.X., Huang J.S. // Acta Chimica Sinica. 1986. Vol. 44. P. 875.
4. Ye L., Fan Y.G., Zhou Z.X., Zhang X.X. // Journal of Inorganic Chemistry. 1987, to be published.
5. Zhou Z.X., Zhang X.X., Ye L., Fan Y.G. // Papers at XXV International conference on Coordination Chemistry. Nanjing, 1987. Book of Abstracts A2 188.
6. Zhou Z.X., Du B.S., Zhang X.X., Liu S.X., Huang J.L. // Jiegou Huaxue. 1987. Vol. 6. P.209.
7. Kao Y., Ni J.Z. // He Huaxue Yu Fangshe Kuaxue. 1983. Vol. 5. P. 147.
8. Gmelin Handbook of Inorganic Chemistry. Rare Earth Elements Part C 4b. Berlin; Heidelberg; New York: Springer-Verlag, 1982. P. 24-25.

RELATIONSHIP BETWEEN THE FORMATION OF Ag(I) COMPLEXES  
WITH HETEROCYCLIC BASES IN AQUEOUS SOLUTION AND THEIR  
SUSCEPTIBILITY TO EXTRACTION

1-33

B.Lenarcik, J.Kulig, M.Rzepka and Czopek, Institute of Chemistry,  
Pedagogical University, Kielce, Poland

The correlations have been studied between the extraction process and the formation of Ag(I) complexes with imidazole as well as its alkyl derivatives (1-methyl-, 2-ethyl-, 1-propyl-) in aqueous solution.

Other systems, containing Ag(I) compounds with seven pyridine derivatives (nicotinic acid amide, 3-hydroxy-, 3-amino-, 3-ethyl-, 2,4-dimethyl-, 2-amino-4-methyl-, 2-amino-5-methyl-) have also been investigated. All the investigations were carried out at 298 K, and the constant ionic strength,  $I = 0.5$ , which was maintained with  $KNO_3$  addition to the solution. During the extraction of Ag(I) complexes of imidazoles, 2-methylbutanol and benzyl alcohol were used.

For the extraction measurements to be accomplished, the 6 cm<sup>3</sup> of aqueous (Ag(I) + HNO<sub>3</sub>) solution had been placed in calibrated test-tube, then 6 cm<sup>3</sup> of the organic solvent added, and the content was being shaken for ca 30 min in order to achieve a distribution equilibrium. The pH and Ag(I) concentration in aqueous solution was determined spectrometrically, both before and after the extraction. Initial concentration of Ag(I) was kept constant at the level of 0.01 mole per dm<sup>3</sup>.

From those measurements, molar extraction percent,  $E\%$ , partition coefficient  $D$ , and equilibrium free basis concentration,  $[L]$  were determined. For each of the investigated systems, the molar fraction,  $\alpha_n$ , of individual complexes formed in aqueous solution were calculated from previously determined stability constants,  $\beta_n$ , according to the equation

$$\alpha_n = \beta_n [L]^n / \sum_0^N \beta_i [L]^i \quad (1)$$

Then, individual partition coefficients,  $P_n$ , were determined from the relationship

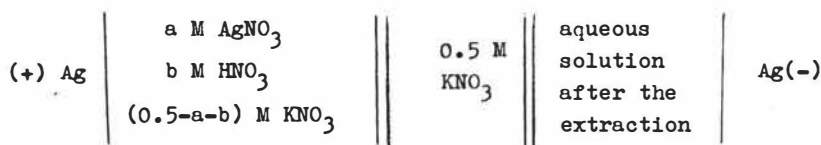
$$D = P_1 \alpha_1 + P_2 \alpha_2 \quad (2)$$

The  $P_n$  values for extractable complexes are listed in Table 1.

Ligand	Benzyl alcohol		2-methylbutanol	
	$P_1$	$P_2$	$P_1$	$P_2$
Imidazole	-	9.2	-	1.0
1-methyl-imidazole	0.98	20.7	-	3.3
2-ethyl-imidazole	-	79.7	-	10.7
1-propyl-imidazole	-	66.6	-	12.2

The extraction process of Ag(I) complexes of pyridine derivatives has been studied by means of quite new, extraction-potentiometric method which allows to determine individual partition coefficients,  $P_n$ , more quickly.

Equilibrium ligand concentration,  $[L]$ , was calculated from pH value in aqueous phase, whereas the equilibrium  $Ag^+$ -ions concentration was found from E.M.F. value for the following concentration cell:



Basing on previously determined stability constants for  $Ag(I)$  complexes of pyridine derivatives, the individual partition coefficient,  $P_n$ , values were calculated from the Leden function:

$$F_1 = \frac{\frac{c_{Ag^+}}{[Ag^+]} - 1}{[L]} = (1+P_1)\beta_1 + (1+P_2)\beta_2 [L]. \quad (3)$$

The partition coefficient values for so investigated systems are listed in Table 2.

Ligand	benzyl alcohol		isobutyl alcohol		toluene	
	$P_1$	$P_2$	$P_1$	$P_2$	$P_1$	$P_2$
3-CONH <sub>2</sub> Py	4.0	4.7	0	2.3	-	-
3-OHPy	13.6	25.1	6.2	6.3	-	-
3-NH <sub>2</sub> Py	14.0	11.1	1.4	1.1	1.0	0
2-C <sub>2</sub> H <sub>5</sub> Py	12.6	253.0	31.8	36.3	0.6	0.5
2,4-(CH <sub>3</sub> ) <sub>2</sub> Py	35.9	456.0	2.8	34.7	1.0	0.7
2-NH <sub>2</sub> -4-CH <sub>3</sub> Py	54.0	57.1	15.8	18.3	1.8	0.2
2-NH <sub>2</sub> -5-CH <sub>3</sub> Py	55.1	50.2	8.9	14.8	2.1	0.7

For imidazole or its derivative complexes it has been stated that the second  $[AgL_2]NO_3$  complex undergo extraction with benzyl alcohol and 2-methylbutanol, and that  $P_2$  values rises with the increase in alkyl group size. For pyridine derivative complexes investigated commonly two complexes ( $[AgLS]NO_3$  and  $[AgL_2]NO_3$ , where S = solvent molecule) passed to the organic phase.

High extraction was observed for 2,4-dimethyl- and 2-ethylpyridine complexes. Benzyl alcohol proved to be the most efficient solvent for the  $Ag(I)$  extraction in all the systems investigated.

H.Naganawa, Y.Katayama and T.Sekine, Department of Chemistry, Science University of Tokyo, Kagurazaka Shinjukuku Tokyo, Japan

The solvent extraction equilibrium of picric acid(Hpic) with trioctylphosphine oxide(TOPO) in cyclohexane and the spectrum of the organic phase which extracted the acid was studied at 298K. A certain amount of 1 mol dm<sup>-3</sup> hydrochloric acid solution which contained 1 x 10<sup>-4</sup> mol dm<sup>-3</sup> to 1 x 10<sup>-3</sup> mol dm<sup>-3</sup> of Hpic was placed in a stoppered glass tube and the same volume of cyclohexane which contained TOPO was added. The two phases were vigorously agitated for 15 min and centrifuged. The amount of Hpic in the two phases was determined by spectrophotometry. The spectrum of the organic phase was measured over a wavelength range from 250 to 500 nm.

The distribution ratio of picrate can generally be written as

$$D = ([\text{Hpic}]_{\text{org}} + [\text{Hpic}(\text{TOPO})]_{\text{org}} + [\text{Hpic}(\text{TOPO})_2]_{\text{org}} + \dots) / ([\text{Hpic}] + [\text{pic}^-])$$

$$= (K_d(1 + K_1(\text{org}))[\text{TOPO}]_{\text{org}} + K_2(\text{org})[\text{TOPO}]_{\text{org}}^2) / (1 + K_a \{[\text{H}^+]\}^{-1}). \quad (1)$$

Here  $K_d = [\text{Hpic}]_{\text{org}} / [\text{Hpic}]$ ,  $K_a \equiv \{[\text{H}^+][\text{pic}^-] / [\text{Hpic}]\}$ , and  $K_n(\text{org}) = [\text{Hpic}(\text{TOPO})_n]_{\text{org}} / ([\text{Hpic}]_{\text{org}} [\text{TOPO}]_{\text{org}}^n)$ . The value obtained was  $K_d = 0.15$  and  $K_a \{[\text{H}^+]\}^{-1} = 0.71$  when the aqueous phase was 1.0 mol dm<sup>-3</sup> hydrochloric acid.

The distribution data at various TOPO concentrations were analyzed by using a least squares computer program on the basis of the assumption that;

$$[\text{TOPO}]_{\text{init}} = [\text{TOPO}]_{\text{org}} + [\text{Hpic}(\text{TOPO})]_{\text{org}} + 2[\text{Hpic}(\text{TOPO})_2]_{\text{org}} + \dots \quad (2)$$

and that the extraction of hydrochloric acid with TOPO is only slight. The constants obtained are listed in Table.

Summary of Association Constants

	log K <sub>1</sub> (org)	log K <sub>2</sub> (org)
Solvent Extraction	4.1	6.9
Spectrophotometry	4.2	6.7

Figure 1 gives the distribution ratio of Hpic as a function of the free TOPO concentration obtained by using Eq.2. The solid curve was calculated by introducing the values in Table 1 into Eqs.1 and 2. As seen from Fig.1, the data can be explained in terms of the free acid (Hpic), monosolvated(Hpic(TOPO)), and disolvated(Hpic(TOPO)<sub>2</sub>) species in the organic phase.

Figure 2 gives the spectrum of the organic phase which extracted Hpic with TOPO. For the apparent molar extinction coefficient, the following equation can be written;

$$\epsilon_{\text{ap}}[\text{Hpic}]_{\text{org, total}} = \epsilon_0[\text{Hpic}]_{\text{org}} + \epsilon_1[\text{Hpic}(\text{TOPO})]_{\text{org}} + \epsilon_2[\text{Hpic}(\text{TOPO})_2]_{\text{org}}, \quad (3)$$



$$\epsilon_{ap} = (\epsilon_0 + \epsilon_1 K_1(\text{org})[\text{TOPO}]_{\text{org}} + \epsilon_2 K_2(\text{org})[\text{TOPO}]_{\text{org}}^2) / (1 + K_1(\text{org})[\text{TOPO}]_{\text{org}} + K_2(\text{org})[\text{TOPO}]_{\text{org}}^2) \quad (4)$$

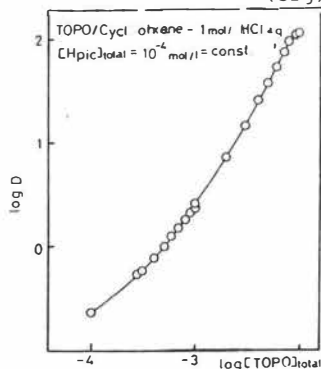


Fig. 1

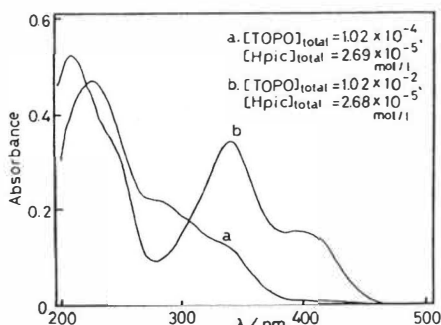


Fig. 2

The data were analyzed on the basis of Eqs. 2 and 4 by using the least squares computer program. The value of association constants obtained from these spectrophotometric data are listed also in Table.

Figure 3 gives the calculated molar extinction coefficient of the

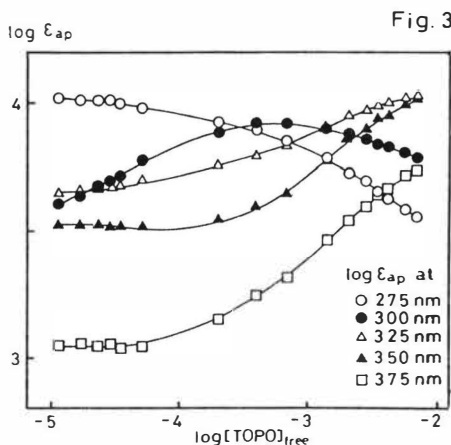


Fig. 3 monosolvated and disolvated species by using Eq. 4 as a function of the free TOPO concentration.

As seen from Table, the association constants obtained from the solvent extraction data agree with those obtained from the spectrophotometric data.

The spectrophotometric data indicate that the monosolvated species should approximately be regarded as an adduct in which Hpic combines with TOPO by a hydrogen bond while the disolvated species

should be regarded as an ion pair in which a charge transfer occurs and the pic<sup>-</sup> species combines with the H(TOPO)<sub>2</sub><sup>+</sup> species electrostatically. As seen from Fig. 3, the shape of absorption spectrum is very much affected by TOPO. For this reason, even when the total picrate concentration is the same, the color of the organic phase which extracted the acid could be different when the TOPO concentration is different.

The extraction of Hpic into the non-polar solvent in the present study is different from that into 4-methyl-2-pentanone in which a part of the acid dissociates in the organic phase [2].

#### References

1. Niitsu M., Sekine T. // Bull. Chem. Soc. Jpn. 1977. Vol.50. P.1015.
2. Sekine T., Yoshikata T., Saitou T. // Ibid. 1984. Vol.57. P.2748.

G.V.Korpusov, Yu.S.Krylov, N.A.Danilov, N.K.Evseeva  
Institute of Physical Chemistry, Academy of Sciences of the  
USSR, Moscow, USSR

At present complexones are widely used in chromatography for the separation of REE, in analytical chemistry as masking agents and, to a smaller extent, in extraction processes as a main separating agent. Such complexones as EDTA, NTA and DTPA possess high selectivity and their use in nonselective extraction systems can be very efficient. Each complexone has its own pH range of the complexation of lanthanides (Fig.1), which may vary depending on the composition of the aqueous phase and conditions. As a rule some fixed pH value is used, it is stabilized by a respective buffer or a full complexone capacity is used over the pH range of the full complexation (Fig.2). The latter condition provides for a high capacity of the separation process and excludes the necessity to stabilize the pH value. In this case, the separation process occurs by the exchange mechanism. When choosing an extraction system one can encounter four cases: 1. The extractant is selective/the complexone is nonselective. The selectivity of the extraction system is determined solely by the extractant itself (Fig.3,1). 2. Both the extractant and complexones are selective and have the same shape of the dependence of the constants of the formation of solute compounds and those of complexation on the lanthanide atomic number. The extraction system is nonselective. (Fig.3,2). Two agents suppress each other. 3. The extractant is nonselective/the complexone is selective. The selectivity of the system is determined only by the complexone (Fig.3,3). 4. The extractant is selective, but it has a reverse order of the dependence of extractability of lanthanides on their atomic number; the complexone is selective and has the direct order of the dependence of complexability of lanthanides. (Fig.3,4). The selectivity of the extraction system is the maximum one.

These two latter extraction systems are of interest for the separation of lanthanides in the presence of complexones. Neutral phosphororganic solvents (TBP, phosphonates etc.), naphthenic acids and carbonic acids of the fatty series should be referred to the group of extractants with low selectivity. The first two are most efficient during the separation of REE of the yttrium subgroup, since for yttrium lanthanides a small inversion of the values of distribution coefficients is observed. Nitrogen containing extractants exhibiting a reverse dependence of the distribution coefficients on the atomic number of lanthanides. However, these extractants are more selective for cerium elements and the field of their effective application is limited by the tasks

of radiochemistry. We have been using complexones in extraction processes of REE separation since 1959 [1-4]. During this period we have formulated main requirements to such systems. The maximum value of the separation coefficient of a chosen extractant ( $S$ ) equal to the product of the separation coefficient and the ratio of the values of stability constants of complexonates of feed components  $\beta = S \cdot K_{LnI} / K_{LnII}$  can be achieved at a high complexation degree of solute components in the aqueous phase (Fig.4).

From the practical viewpoint it is more convenient to employ complexones using their full capacity, when there is an excess of feed components and the pH value providing for the high complexation degree in the aqueous phase. The advantage of these conditions is, that we can carry out the separation process over a wide pH range. To maintain a high complexation degree in the aqueous phase, beside the chosen pH value, we must also have relatively high values of distribution coefficients of feed components for the extractant, when the complexone is absent, since only in this case the concentration of the part of distributed substances free from complexation is low (Fig.5).

Table 1,2 show the values of separation coefficients for a number of extraction systems with complexones. Systems on the basis of EDTA for the separation of elements of the yttrium subgroup of lanthanides, for which the choice of the extractant is rather unambiguous, are of the greatest practical value. The system with EDTA is comparable with

REE pairs	Carbonic acids C <sub>7</sub> -C <sub>9</sub>		Naphthenic acids	
	DTPA	NTA	DTPA	NTA
	Pr-Ce	2.90	2.70	3.65
Nd-Pr	2.0	2.30	2.05	2.25
Pm-Nd	2.25	2.15	2.10	2.40
Sm-Pm	2.05	1.95	2.04	2.00
Sm-Nd	4.60		4.3	4.80
Eu-Sm	1.22	1.3	1.2	1.25

phosphororganic compounds by its selectivity and other working parameters (concentration in the organic phase 60-80 g/l REE and 25-30 g/l in the aqueous phase at the EDTA concentration being 0.15 M. At pH values lower than 5-5.5 there are practically no kinetic limitations, it takes 1-2 minutes for the exchange equilibrium to be established (Fig.6,7). Typical examples for various classes of extractants are presented in Fig.8-11 [2-6]. In the case of carbonic acids the pH of the complexation should be lower than the pH of the extraction of lanthanides with carbonic acids. The total content of REE in the system should be higher than the total capacity of the complexone and that of carbonic acid soap to avoid kinetic difficulties. Extraction systems in the presence of complexones can be successfully employed in all the cases as an alternative process for chromatography and as an independent method of separation with general extraction advan-

tages. When organizing the separation processes the main difficulty, as in the case of chromatographic processes, is related to the necessity to regenerate a complexone and to organize the backward REE flow from the raffinate outlet. To remove REE from complex compounds one can use acids and metal cations, which have the values of complexation constants close to or a little higher than for separated elements ( $\text{Fe}^{3+}$ ,  $\text{Cu}^{2+}$ ,  $\text{Ni}^{2+}$  etc.). In contrast to usual extraction systems extractant has a higher loading than the aqueous phase.

**Table 2.** Values of separation coefficients of binary mixtures of yttrium REE during their extraction with TBP and TOPO in the presence of EDTA

Lanthanide pairs	TBP-0.4M REE-6M $\text{NH}_4\text{NO}_3$ 0.15M EDTA	0.5M TOPO in xylene-0.4M $\text{In}(\text{NO}_3)_3$ 0.15M EDTA	
		without salt-ing out agent	4M $\text{NH}_4\text{NO}_3$
Tb-Co	1.9-2.3	-	1.9
Dy-Tb	1.6-1.9	2.0	2.1
Ho-Dy	1.9-2.5	2.3	2.5
Er-Ho	1.9-2.5	3.4	3.3
Tm-Er	1.7-2.4	-	1.7
Yb-Tm	2.5-3.5	-	4.0
Lu-Yb	2.0-2.4	-	-

In the present paper we do not consider any peculiar features of using complexones in preparative radiochemistry. For example, the necessity of using buffer elements during the separation of small quantities of radioactive elements in exchange systems of higher capacity. Since the use of complexones is more efficient when separating elements of the yttrium subgroup, then we must take into account, that this subgroup usually constitutes less than 5% of the total sum of feed elements. Hence, in this case one can use efficiently various unsteady processes (fraction counterflow and different variants of the full reflux method) for obtaining group concentrates and individual lanthanides.

Fig. 12 presents as an example the data on the purification of Yb from the admixtures of the neighbouring elements Lu and Tm by the full reflux method in the extraction cascade with an additional mixer, included in the chain of extraction cells to increase the capacity of the system. When the extractant volume (W), expressed in a relative value to the volume of the additional mixer (W/A) and equal to 8-9 relative volumes, is passed through the extraction cascade, the purity of Yb increases by 4 orders of magnitude, i.e. the final content of admixtures constituted less than  $5 \cdot 10^{-4}\%$ . In this case the extraction system with 100% TBP containing 50 g/l REE, -0.15 M EDTA-6 M  $\text{NH}_4\text{NO}_3$ , pH=4-5 was used. The initial REE concentrate contained 78% Yb, 6-7% Tm and 15% lutetium.

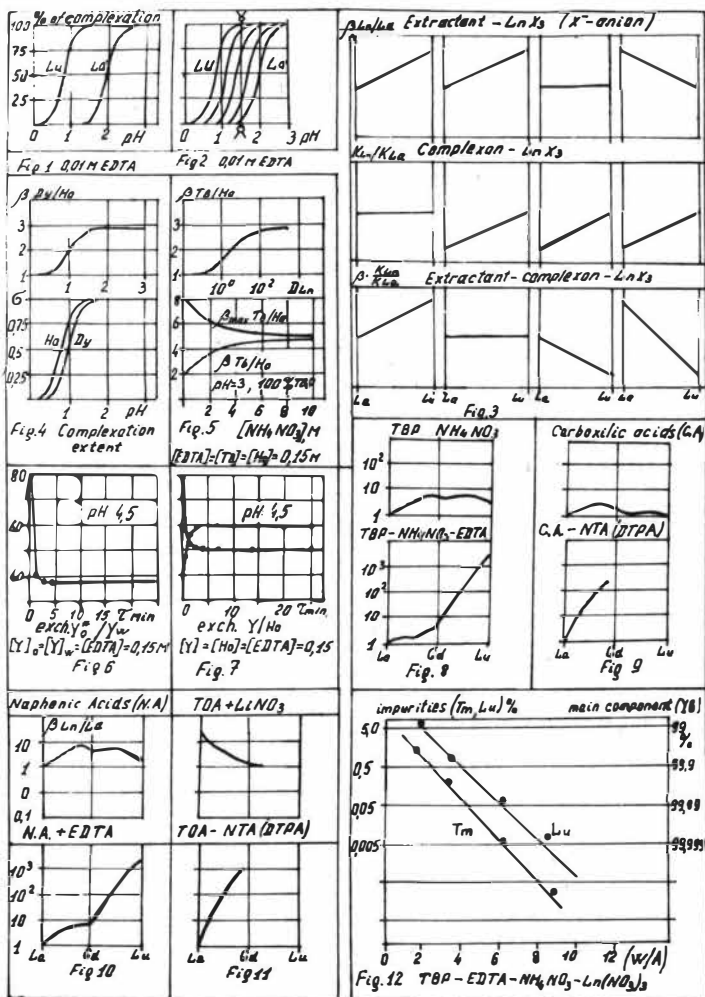


Fig.1-12. Main regularities of the extraction of lanthanides in extraction systems with complexones

#### References

1. Korpusev G.V., Eskevitch V.F., Patrusheva E.N.//A.S. 135646 (USSR) Bull.izobr. N 3 (1961).
2. Korpusev G.V., Patrusheva E.N. et al. Redkozemelnye elementy. Moskva: Izd-vo AN SSSR, 1958. S.224-239.
3. Korpusev G.V.//Khimiya oskolotchnykh dolgozhivushikh elementov. Moskva: Atomizdat, 1970. S.111-179.
4. Korpusev G.V. et al.//Radiokhimiya. 1979. V.14. P.1912-1919.
5. Korpusev G.V. et al.//Ibid. 1975. V.17. P.356-362.
6. Korpusev G.V. et al.//Ibid. 1980. V. 22. P.100-105.

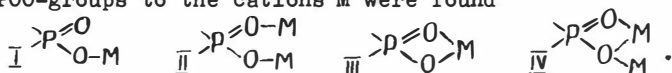
Ye.S.Stoyanov, V.A.Mikhailov, Lomonosov Institute of Fine Chemical Technology, Moscow, Gidrotsvetmet Institute, Novosibirsk, USSR

The wide use of di(2-ethylhexyl) phosphoric acid (D2EHFA, HX in formulas) determined the interest in the composition and structure of complexes formed in the extracts. Besides, some of these complexes may act as extracting agents which complicates the extraction picture.

The organic phase in the D2EHFA extraction contains, in the general case, a mixture of partially hydrated neutral and acid salts of D2EPA and to understand the entire picture of the extraction it is necessary to study separately the states of neutral salts in nonequeous organic solvents and their interaction with water and  $H_2X_2$  molecules and also the hydration of acid salts. To achieve this we performed an IR, electron, and NMR<sup>31</sup>P spectroscopic study of the structure of neutral salts  $MX$  (M- alkali metals and  $NH_4^+$ ),  $MX_2$  (M-Mg<sup>2+</sup>, Ca<sup>2+</sup>, Ba<sup>2+</sup>, Co<sup>2+</sup>, Ni<sup>2+</sup>, Cu<sup>2+</sup>, Zn<sup>2+</sup>),  $VOX_2$  and their hydration in  $CCl_4$ ,  $C_6H_6$ , n- $C_6H_{14}$  as well of the composition, structure, hydration of acid di(2-ethylhexyl)phosphates of Co<sup>2+</sup>, Zn<sup>2+</sup>, Zr<sup>4+</sup>, Hf<sup>4+</sup>.

Neutral and, in some cases, acid salts formed by D2EHFA, both in nonequeous solvents and in the presence of water, tend to polymerize to form associates of a complex structure. The various features of these associates are a result of diversity of the modes in which the POO groups coordinate to the metal cations.

The following types of mono-, bi-, and tridentate coordination of the POO-groups to the cations M were found



In nonequeous solutions of neutral alkali metal salts type I-III coordination takes place.  $LiX$  solutions give rise only to long-chain linear polymers  $(LiX)_p$  (type II). In the series of salts  $NaX$ ,  $KX$ ,  $RbX$ ,  $CsX$  the amount of the linear polymers  $(MX)_p$  and the average degree of polymerization  $p$  drop (terminal type I POO-groups appear) while the fraction of the monomeric molecules with type III POO-groups sharply increases. In contrast to alkali metal carboxylates, there is no equalization of the multiplicity of the phosphorus-oxygen bonds of the POO-groups in the studied salts.

Transition metal salts  $MX_2$  form in solutions linear polymers (in the case of  $CuX_2$  only at high salt concentrations) in which the cation is in a distorted tetrahedral ligand field.  $(ZnX_2)_p$  and  $(CoX_2)_p$  molecules with  $p$  of about 4 contain non-equivalent chelate terminal POO-groups of the type III<sub>1</sub> and III<sub>2</sub> differing by the degree of equalization of the phosphorus-oxygen bonds multiplicities (index 1 denotes that the bonds are to a large extent equalized, index 2 shows that one bond

is largely of a double character while the other is mainly a simple bond).  $NiX_2$  (in contrast to  $CoX_2$ ) and also  $CuX_2$  give rise, in diluted solutions, to cyclic tri- and tetramers with type IV POO-groups similar to those described in [17] for  $Cu(II)$  dioctylphosphinate. Due to this the coordination number (CN) of  $Ni^{2+}$  and  $Cu^{2+}$  increases to 6. Rearrangement of the linear polymers  $(CuX_2)_p$  to cyclic tri- and tetramers at  $C_{CuX_2}$  from  $\sim 0.3$  to  $0.05$  mol/l (in terms of the monomer) was studied in [22]. Beyond this concentration interval, linear cyclic (up to  $5 \cdot 10^{-3}$  mol/l) species prevail. The  $VOX_2$  salt produces only dimers over the concentration range from  $5 \cdot 10^{-3}$  to  $0.5$  mol/l.

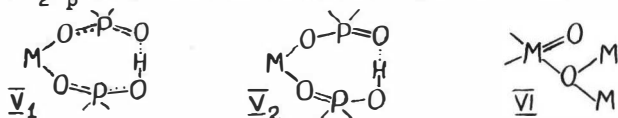
Hydration of neutral salts. In contrast to  $(CuX_2)_p$  and  $(NiX_2)_p$  the linear polymers  $(ZnX_2)_p$ ,  $(CoX_2)_p$  and the  $(VOX_2)_2$  dimer do not coordinate water molecules due to coordination saturation of their  $Zn^{2+}$ ,  $Co^{2+}$ , and  $VO^{2+}$  cations. Hydration of  $(CuX_2)_p$  molecules in  $CCl_4$  was studied using differential IR spectroscopy. The spectra of  $CuX_2$  solutions containing different amounts of water were measured relative a nonaqueous solution, with the reference cell thickness chosen so as to compensate for the spectrum of non-hydrated  $(CuX_2)_p$  species. It was found that in  $0.05$  molar solutions of  $CuX_2$  in  $CCl_4$  with up to  $0.03$  mol/l of water, the  $H_2O$  molecules enter into cyclic associates with the molar ratio  $CuX_2:H_2O=3:2$ . The structure of these associates is discussed. With further increase in  $C_{H_2O}$  a mixture of water-containing cyclic associates of different composition is formed and the amount of hydration increases. In solutions at equilibrium with water the average composition of the water-containing associates is close to  $(CuX_2 \cdot 2H_2O)_4$  but even under these conditions 10 to 30% of  $CuX_2$ , depending on the solvent, exist in the form of nonhydrated associates.

Hydration of cyclic molecules  $(NiX_2)_p$  ( $P=3+4$ ) in  $CCl_4$  was studied at the molar ratios  $n=H_2O/NiX_2$  from 1 to 11 (at equilibrium with water). With the increase in  $n$  from 0 to 2 the electronic spectra of the solutions show a systematic increase in the rates of  ${}^3A_{2g}(F) \rightarrow {}^3T_{2g}(F)$ ,  ${}^3A_{2g}(F) \rightarrow {}^3T_{1g}(F)$ , and  ${}^3A_{2g}(F) \rightarrow {}^3T_{1g}(P)$  transitions corresponding to the  $Ni^{2+}$  cations in an octahedral ligand field while the molar absorption coefficient of the  ${}^3A_{2g}(F) \rightarrow {}^3T_{1g}(P)$  transition sharply decreases from 23 to 10 l.mol/cm. This implies that the  $H_2O$  molecules are coordinated directly to the cations displacing the POO oxygen atoms from the first coordination sphere. At  $n=2+6$  the first coordination sphere of  $Ni^{2+}$  is successively filled with water molecules while the POO-groups are all displaced into the second sphere, each POO group being connected to the  $H_2O$  molecules through hydrogen bonds (HB). At  $n=6+11$  the number of water molecules in the outer sphere of  $Ni^{2+}$  gradually increases and they concentrate in the center of the micelle. Thus, the micelle structure consists of a core of  $H_2O$  molecules bonded to each other through HB's, which is surrounded by a shell of

hydrated molecules  $\text{Ni}(\text{H}_2\text{O})_6^{2+}$  and a next shell of POO-groups attached through HB's to the protons of the water molecules. Owing to such a structure, the micelle molecule is able to capture  $\text{CoX}_2$  molecules when  $\text{Co}(\text{II})$  is present in the aqueous phase of the extraction system. At high  $\text{NiX}_2/\text{CoX}_2$  molar ratios almost all of the cobalt enters into the micelles where it acquires an octahedral environment whereas in the absence of  $\text{Ni}^{2+}$  the tetrahedral forms  $(\text{CoX}_2)_p$  remain unhydrated.

Hydration of alkali metal salts gives rise to inverse micelles similar to  $(\text{NiX}_2 \cdot 11\text{H}_2\text{O})_p$ . Hydration of alkaline metal salts decreases in the series:  $\text{BaX}_2$  (inverse micelles)  $< \text{CaX}_2 < \text{MgX}_2$  (no hydration).

Acid salts. When  $\text{HX}$  is added to solutions of  $\text{ZnX}_2$  and  $\text{CoX}_2$  its molecules first coordinate to the terminal  $\text{III}_1$  and  $\text{III}_2$  groups of the linear  $(\text{MX}_2)_p$  polymers producing non-equivalent acid groups  $\text{V}_1$  and  $\text{V}_2$  [37]



with the polymerization degree of the  $(\text{MX}_2)_p$  oligomers remaining unchanged and only a large excess of  $\text{HX}$  results in  $\text{HX}$  coordination to the middle (bridging) POO-groups of the polymer, a process which leads, in the end, to complete monomerization and formation of coordinatively saturated  $\text{M}(\text{HX}_2)_2$  molecules with two  $\text{V}_1$  groups which are incapable of coordinating water.

Acid salt polymers  $\text{MX}_2(\text{HX}_2)_2$  ( $\text{M} = \text{Zr}, \text{Hf}$ ) in decane contain, in the presence of an excess of  $\text{HX}$ , a large number of non-equivalent POO-groups of which types  $\text{II}, \text{III}_1, \text{IV}, \text{V}_1, \text{V}_2$  were identified [47].

In the real extraction systems with D2EHPA all of the above processes occur simultaneously. The equations such as

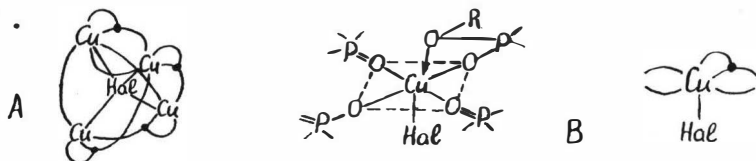


often used to describe the ion exchange equilibria in such systems are certainly too simplified. In many cases the extraction selectivity is determined by factors not included in these equations. For example, with increasing temperature the octahedral hydration environment of  $\text{Co}^{2+}$  becomes unstable preventing the cation from entering into the mixed micelles which leads to a considerable improvement of the separation factor for  $\text{Co}/\text{Ni}$ .

Extraction with D2EHPA salts. Solutions of  $\text{CuX}_2$  in  $\text{CCl}_4$ ,  $\text{C}_6\text{H}_6$ , and  $n\text{-C}_6\text{H}_{14}$  extract chlorides and bromides of alkali metals and  $\text{NH}_4^+$  [57] and also  $\text{BaCl}_2$  and  $\text{CuX}_2$  from their aqueous solutions by an acceptor mechanism to form complexes  $\text{MA}$  ( $\text{M} = \text{K}, \text{Rb}, \text{Cs}, \text{NH}_4^+$ ) and  $[\text{M}(\text{H}_2\text{O})_m]^{n+} \text{A}_n^-$  ( $\text{M} = \text{Li}, \text{Na}, \text{Ba}, \text{Cu}$ ) where  $\text{A}^-$  is the complex anion  $[(\text{CuX}_2)_4 \text{Hal}]^-$ ,  $\text{Hal} = \text{Cl}, \text{Br}$ . Such a mechanism is possible due to the presence in the extracting agent of the metal cation ( $\text{Cu}^{2+}$ ) - an electron acceptor. The structure

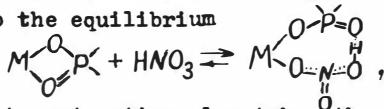


of  $A^-$  was established by IR and EXAFS spectroscopy. The halogenide-ion lies in the center of a tetrahedron of 4 copper atoms to which it is bonded by weak Cu-Hal bonds. In scheme A the curved lines represent bidentate bridging POO groups and each second acid residue is conventionally shown as a tridentate one since one of its two POO groups is coordinated to  $Cu^{2+}$ . Scheme B shows the coordination environment of  $Cu^{2+}$ .



The MA salts form in organic solvents contacting and solvate-separated ionic pairs whereas in the  $M(H_2O)_m^{n+}A^-$  salts the first coordination sphere of the  $M^{n+}$  cations is completely filled with water molecules attached to the POO groups of  $A^-$  through HB's.

The acid salts  $MX_2(HX_2)_2$  ( $M = Zr, Hf$ ) extract much better than  $HX$  itself,  $HNO_3$ ,  $Fe^{3+}$ ,  $Eu^{3+}$ , and  $Sc^{3+}$  from nitrate media [4]. The extraction of  $HNO_3$  with the salts of Zr(IV) and Hf(IV) proceeds by the acceptor mechanism according to the equilibrium



and only at high  $C_{HNO_3}$  values its extraction also takes the usual coordination path involving addition of  $HNO_3$  through a proton to the  $P=O$  groups of the  $MX_2(H_2X_2)_2$  salts.

$HfX_2(HX_2)_2$  solutions extract Fe(III) from solutions with  $C_{HNO_3} = 0.01-6$  mol/l in the form of complex cations  $FeNO_3^{2+}$  and  $Fe_2(NO_3)_4^{2+}$  (by cation exchange mechanism) and neutral dimer  $Fe_2(NO_3)_6$ . The extraction of Fe(III) with acid di(2-ethylhexyl)phosphate of Zr(IV) is somewhat different. The extracted species are  $Fe(NO_3)_2^+$  and  $Fe_2(NO_3)_6$ . The structure of these forms was established. The salts of Zr(IV) and Hf(IV) extract Eu(III) as  $Eu(NO_3)_2^{2+}$  and  $Eu(NO_3)_4^+$ .

Thus in the extraction with D2EHPA it should be taken into account that the cation exchange extraction products may themselves act further as extracting agents. There are reasons to believe that the coordination chemistry of systems with D2EHPA is in many respects similar to that of the systems with phosphinic and phosphonic acids.

#### References

- Gillman H.D. // Inorg. Chem. 1974. V. 13, N 8. P. 1921.
- Stoyanov Ye.S., Mikhailov V.A. // Koord. Khim. 1986. V. 12, N 12. P. 1608.
- Mikhailov V.A. et al. // Koord. Khim. 1984. V. 10, N 4. P. 518.
- Stoyanov et al. // Zhurn. Neorg. Khim. 1987. V. 32, N 2. P. 330.
- Mikhailov V.A., Volk V.H. // Zhurn. Strukt. Khim. 1985. V. 30, N 3. P. 730.

A.V. Baluev, Khlopin Radium Institute, Leningrad, USSR  
 I.G. Suglobova, Leningrad State University, Leningrad, USSR

The use of anion effects is one of the routes of extraction system improvement for separation and purification of elements. In certain cases by the replacement of a salt anion it is possible to achieve tenfold or even hundredfold increase of its distribution coefficients (D) using traditional extractants [1-4]. Some results are presented in Fig. 1, 2.

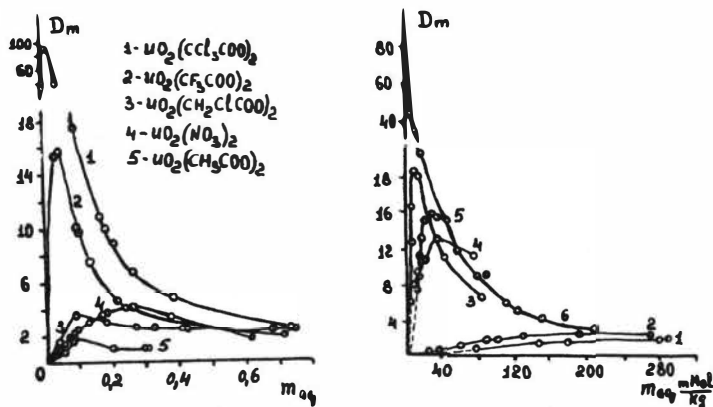


Fig. 1. Dependence of distribution coefficients of salts (TBP) on their concentration in aqueous phase (mole/kg) at 25 °C

Fig. 2. Dependence of distribution coefficients of trichloroacetates (TBP) on their concentration in aqueous phase at 25 °C. 1 - strontium; 2 - barium; 3 - yttrium; 4 - lanthanum; 5 - europium; 6 - uranium (VI)

The present report summarizes the results of the series of investigations of salts (mainly uranyl salts) with halogenacetic acids in ternary systems salt - water - extractant (diethyl ether (DEE) and tributyl phosphate (TBP)) at 25 °C. Fig. 3 shows examples of the obtained reciprocal solubility diagrams for these systems. The totality of known phase diagrams salt - water - extractant obtained at room temperature can be reduced to four types (Table 1). The diagrams of the first type are wellknown [5-7] and were believed typical for the systems in question. They are characterized by the presence of a "triple" point, i. e. the region in which a three-phase equilibrium is observed, (Fig. 3 a, e). Essential difference of the second type diagrams from diagrams of the first type consists in inverse dependence of salt solubility on water concentration in the system (Fig. 3 f). For diagrams of the third type the formation of a closed binodal curve is observed. "Triple" point is nonexistent (Fig. 3 b). Fourth type is a variant of the third one (Fig. 3 d).

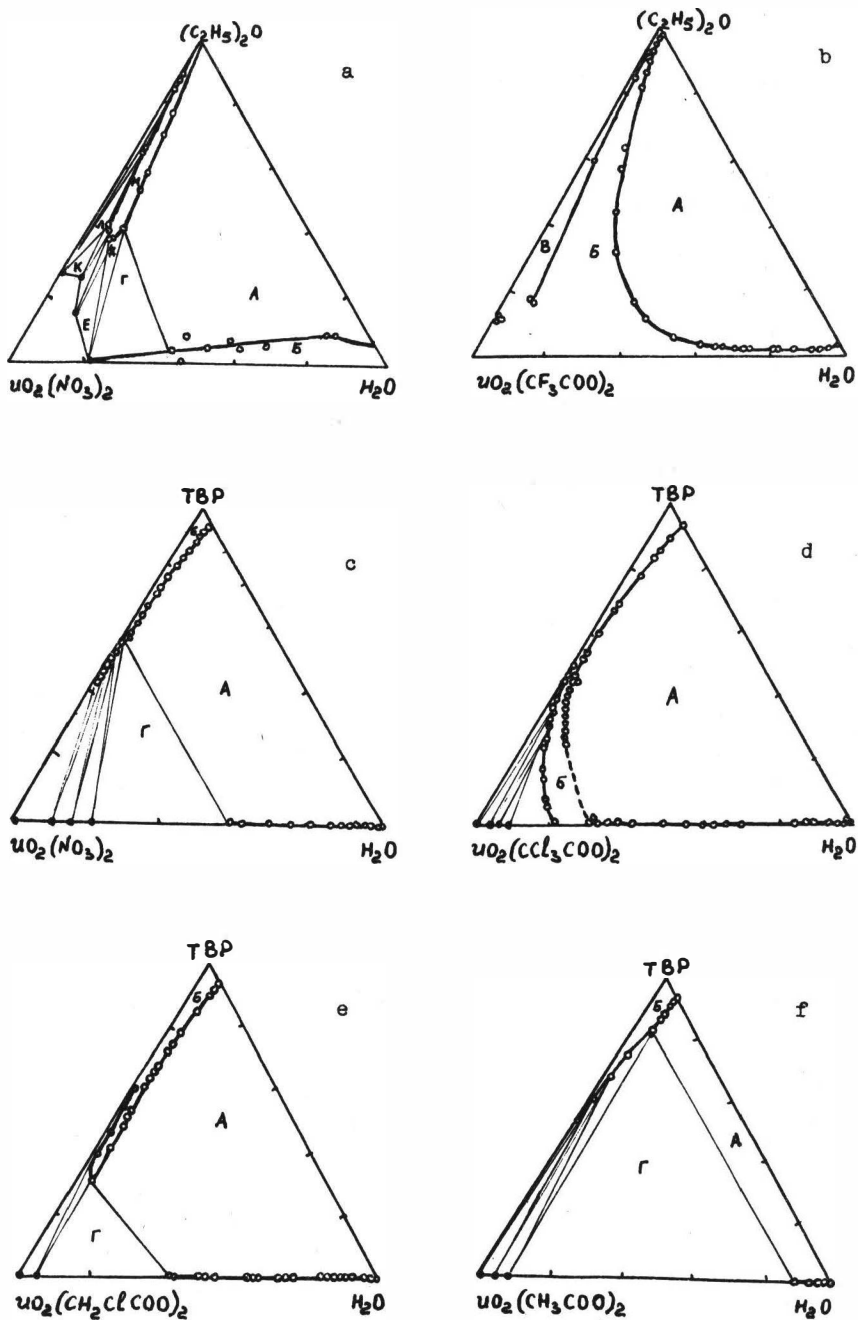


Fig. 3. Phase diagrams of ternary systems salt - water - extractant at 25 °C

The group of systems salt - water - extractant with the closed binodal curve is rather numerous, though in the case of similar systems such a phenomenon earlier was thought to be untypical. The analysis of Table 1 leads in particular to conclusion about the relationship between the phase diagram character and the properties of anion at the fixed cation and extractant. Halogenacetate-ions are convenient series for the investigations of relationship between salt characteristics and electron-donor ability of anions.

Table 2 presents the hydration and solvation numbers of halogenoacetates and nitrate of uranyl at the extraction by DEE and TBP. The tendency to the closed binodal curve formation correlates with hydration number and is connected with electron-donation ability. Deviations are explained satisfactory by differences in solvation numbers which seems to be connected with steric effects.

The data presented show that the connection of anion characteristics with salt extraction ability is ambiguous. Nevertheless,

Table 1. Types of phase diagrams of the systems salt - water - extractant at 25°C

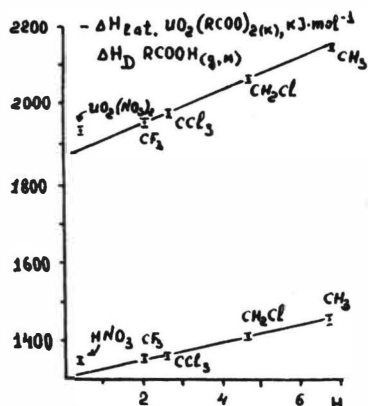
Type	System
I	$UO_2(NO_3)_2 - H_2O - \text{ethers}$
	$UO_2Cl_2 - H_2O - DEE$
	$UO_2(ClO_4)_2 - H_2O - (n \cdot C_4H_9)_2O$
	$UO_2(CH_2ClCOO)_2 - H_2O - TBP$
	$Sr(CCl_3COO)_2 - H_2O - TBP$
II	$UO_2(NO_3)_2 - H_2O - C_4H_9OH$
	$UO_2(NO_3)_2 - H_2O - TBP$
	$UO_2(CH_3COO)_2 - H_2O - TBP$
III	$UO_2(ClO_4)_2 - H_2O - DEE$
	$UO_2(CCl_3COO)_2 - H_2O - DEE$
	$UO_2(CF_3COO)_2 - H_2O - DEE$
	$UO_2(CH_2ClCOO)_2 - H_2O - DEE$
	$UO_2(C_6H_5SO_3)_2 - H_2O - TBP$
	$Sm(CCl_3COO)_3 - H_2O - TBP$
IV	$UO_2(CCl_3COO)_2 - H_2O - TBP$
	$UO_2(CF_3COO)_2 - H_2O - TBP$

Table 2. Characteristics of a series of hydrate-solvate complexes of uranyl salts

Salt	$H_{14}^D$	Hydration number		Solvation number	
		DEE	TBP	DEE	TBP
$UO_2(NO_3)_2$	0.4	4 [5]	-	3.6 [13]	2 [7]
$UO_2(CF_3COO)_2$	2.0	9.4 [8]	3.2 [4]	1.7 [12]	2 [10]
$UO_2(CCl_3COO)_2$	2.6	8.1 [8]	8.2 [4]	1.7 [12]	1 [9]
$UO_2(CH_2ClCOO)_2$	4.6	6.4 [8]	1.9 [4]	1.7 [12]	1 [10]
$UO_2(CH_3COO)_2$	6.7	-	-	-	1 [11]

p. 129

taking uranyl carboxylates as an example, the possibility of a more accurate evaluation of the influence of anion electron-donor ability on the extractability of salts is demonstrated. At present the Edwards parameter is most universal and widely used characteristic of electron-donor ability of anions. As can be seen from Fig. 4 within the limits of uncertainty 5-7 kJ/mole this parameter really reflects the change of donor-acceptor interaction energetics in a series of halogenoacetates and halogenoacetic acids [15]. However, appreciable deviation in



case of nitrate-ion allows us to affirm that at extension of the number of compared anions even for relative evaluation of electron-donor ability corrections should be introduced in Edwards scale.

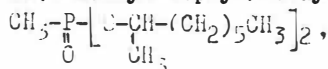
Fig. 4. Dependences of salt lattice enthalpies and enthalpies of acid dissociation in gas on Edwards parameter

#### References

1. Vdovenko V. M. i dr.//DAN SSSR. 1968. T. 182. S. 585-587.
2. Shmidt V. S., Rybakov K. A.//Radiokhimiya. 1974. T. 16. S. 580-584.
3. Kuba T. et al.//Chem. Letters. 1977. N 7. P. 805-808.
4. Baluev A. V., Suglobova I. G. - Khimiya urana./Pod red. B. N. Laskorina. M.: Nauka, 1981. S. 105-114.
5. Vdovenko V. M., Suglobova I. G.//Radiokhimiya. 1968. T. 10. S. 182-195.
6. Katzin L. I., Sullivan G. C.//J. Phys. Coll. Chem. 1951. Vol. 55. P. 346-354.
7. Ekstraktsiya neorganicheskikh veschestv./Pod red. A. K. Nikolaeva. Novosibirsk: Nauka, 1970. 338 s.
8. Vdovenko V. M. i dr.//Radiokhimiya. 1985. T. 17. S. 58-68.
9. Baluev A. V. i dr.//Radiokhimiya. 1984. T. 26. S. 196-206.
10. Baluev A. V. i dr.//Radiokhimiya. 1985. T. 27. S. 274-288.
11. Baluev A. V. i dr. // III Vsesoyuz. konf. po khimii urana. Tez. dokl. M.: Nauka, 1985. 135 s.
12. Vdovenko V. M. i dr. // XI Mendeleevskii s'ezd po obschei i prikl. khimii. Referaty dokl. i soobschenii. M.: Nauka, 1975. Sb. N 1. S. 224-225.
13. Vdovenko V. M. i dr.//Radiokhimiya. 1961. T. 3. S. 173-181.
14. Shmidt V. S.//Uspekhi khimii. 1978. T. 47. S. 1731-1755.
15. Cumming J. B., Kebarle P.//Canad. J. Chem. 1978. Vol. 56. P. 1-9.

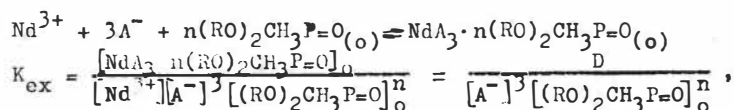
Chun-Hui Huang, Rong-Fang Xu, Hai Guo and Guang-Xian Xu, Research Centre of Rare Earth Chemistry, Peking University, China

Di(1-methyl-heptyl)methyl phosphonate



whose trade name is P-350, was developed in the sixties in China as an efficient neutral organophosphonate extractant. Although it finds wide application in industry for separation of light rare earths, investigation into extraction mechanism are nearly unknown [1]. Presented in this report is the determination of thermodynamic constants for the extraction of  $\text{Nd}(\text{NCS})_3$ ,  $\text{Nd}(\text{ClO}_4)_3$  and  $\text{Nd}(\text{NO}_3)_3$  with P-350. A comparison is made between the structures of the extracted complexes and the corresponding solid complexes using triphenyl phosphine oxide as a model molecule of P-350, and the IR data of the saturated organic phases and the solid complexes have been discussed as well.

The thermodynamic research on extraction systems. The distribution ratios have been determined for the extraction of neodymium salts with P-350 for various P-350 concentrations using either kerosene or hexane as diluents, and using either  $\text{NaNCS}$ ,  $\text{NaClO}_4$  or  $\text{NaNO}_3$  as salting out agents. The extraction reactions may be represented as follows:



where  $\text{A}^-$  designates  $\text{NCS}^-$ ,  $\text{ClO}_4^-$  or  $\text{NO}_3^-$ .  $K_{\text{ex}}$  is the concentration equilibrium constant, and  $D$  is the distribution ratio. Then we have:

$$\log D = \log K_{\text{ex}} + n \log [(\text{RO})_2\text{CH}_2\text{P}=\text{O}(\text{o})] + 3 \log [\text{A}^-]$$

The unknowns  $K_{\text{ex}}$  and  $n$  can be solved through slope analysis. Data show that the ratios of P-350 to Nd are equal to 3 for the extracted complexes, and the differences among the extraction equilibrium constants for the various systems for a given diluent are large. The value of  $K_{\text{NCS}^-}$ ,  $K_{\text{NO}_3^-}$  or  $K_{\text{ClO}_4^-}$  is 50.56, 0.401 or 0.220 respectively.

According to the thermodynamic equation  $\Delta G^0 = RT \ln K$ , the change or Gibbs free energy of extraction can be calculated. By using a direct static measurement with a Calvet calorimeter, the changes of enthalpy of all these extraction reactions have been obtained [2]. Consequently, the entropy changes can be calculated. The results are listed in Table 1. It can be seen that the extraction reaction of  $\text{Nd}(\text{NCS})_3$  with P-350 is the only reaction which reacts spontaneously under standard state conditions, while the other two have positive free energy changes  $\Delta G^0$ . On the other hand, they are all exothermic reactions. Among them, the extraction reaction of  $\text{Nd}(\text{ClO}_4)_3$  with P-350

is worthy of notice, since it has a remarkably large absolute value of  $\Delta H^{\circ}$ . All of the entropy changes are negative, that is, the disorders of the systems are relatively decreased after reaction.

Table 1. The thermodynamic parameters of the extraction reactions

System	$\Delta G^{\circ}$ , KJ/mol	$\Delta H^{\circ}$ , KJ/mol	$\Delta S^{\circ}$ , J/mol K
P-350(hexane)-Nd(NCS) <sub>3</sub>	-9.719	-29.92	-67.78
P-350(hexane)-Nd(ClO <sub>4</sub> ) <sub>3</sub>	3.752	-74.31	-261.9
P-350(hexane)-Nd(NO <sub>3</sub> ) <sub>3</sub>	2.265	-22.69	-83.68

IR spectra. Hexane solutions of P-350 saturated with Nd(NCS)<sub>3</sub>, Nd(ClO<sub>4</sub>)<sub>3</sub> or Nd(NO<sub>3</sub>)<sub>3</sub> and the respective solid complexes of triphenyl phosphine oxide (KBr window) were examined for infrared absorption in the range of 400-4000 cm<sup>-1</sup> by a Nicolet 7199B FTIR spectrometer. The characteristic absorption bands of the phosphoryl in these systems are listed in Table 2. The data show that these characteristic bands have been shifted towards lower wave number after coordination in either the saturated organic phases or in the solid complexes. It is very interesting that the perchlorate system have relatively large shifts in comparison with the other systems. This fact indicates that the structures of liquid saturated organic phase and the corresponding solid complexes are somewhat similar even though they are not exactly the same in composition. This phenomenon agrees well with the observation on the quaternary ammonium salt systems studied previously in our laboratory [6].

Table 2. Characteristic absorption bands of the P=O

Complex in hexane	Band of P=O, cm <sup>-1</sup>	r <sub>P=O</sub> shift	Complex in KBr	Band of P=O, cm <sup>-1</sup>	r <sub>P=O</sub> shift
P-350	1247.2		Ph <sub>3</sub> P=O	1190.0	
A <sup>‡</sup>	1183.9	63.3	D	1153.5	36.5
B	1177.3	69.9	E	1138.4	51.6
C	1184.5	62.7	F	1149.1	40.9

<sup>‡</sup> A = Nd(NCS) <sub>3</sub> .3(P-350)	B = Nd(ClO <sub>4</sub> ) <sub>3</sub> .3(P-350)
C = Nd(NO <sub>3</sub> ) <sub>3</sub> .3(P-350)	D = Nd(NCS) <sub>3</sub> .4(Ph <sub>3</sub> P=O)
E = Nd(ClO <sub>4</sub> ) <sub>3</sub> .4(Ph <sub>3</sub> P=O)	F = Nd(NO <sub>3</sub> ) <sub>3</sub> .2(Ph <sub>3</sub> P=O).C <sub>2</sub> H <sub>5</sub> OH

It is noted that the ratios of P-350 to Nd in hexane solution are lower than that for triphenyl phosphine oxide to Nd in solid complexes shown in Table 2. This may be caused by the replacement of P-350 by water while maintaining the same coordination number and the structure of the respective solid complexes. This is supported by the IR spectra of the saturated organic phases, in which strong broad bands appear in the region around  $3300\text{ cm}^{-1}$ .

Discussions. In the cases of the extraction of  $\text{Nd}(\text{NCS})_3$ ,  $\text{Nd}(\text{ClO}_4)_3$  and  $\text{Nd}(\text{NO}_3)_3$  with P-350, the reactions have the same  $\text{Nd}^{+3}$  cation, but have anions of differing size, of which  $\text{ClO}_4^-$  is the largest. Thus the reaction involving  $\text{ClO}_4^-$  has the largest hollow enthalpy and the smallest hydration enthalpy. Besides these two terms, the structure of the extracted complex in the perchlorate system has another peculiarity. It is known that the  $\text{Ph}_3\text{P}=\text{O}$  is not bonded with a neutral molecule, but with a  $\text{Nd}(\text{ClO}_4)_2^+$  cation in the solid state complex [4]. This cation has a relatively stronger attraction for the phosphoryl oxygen than either of the neutral molecules  $\text{Nd}(\text{NCS})_3$  [3] or  $\text{Nd}(\text{NO}_3)_3$  [5]. It has been observed experimentally that the  $\text{Nd}(\text{ClO}_4)_2 \cdot 4\text{Ph}_3\text{P}=\text{O}^+$  cation, in comparison with the other two complexes, has the shortest Nd-O<sub>p</sub> bond length and the largest shift in IR spectra after coordination of the phosphoryl oxygen. This produces a more favorable condition in the exothermal reaction. This is why the largest exothermal heat has been observed in the extraction of  $\text{Nd}(\text{ClO}_4)_3$  with P-350.

#### Acknowledgement

This project was supported by the National Science Foundation of China.

#### References

1. Wang Xing-Tang, Sun Du-Cheng, Zhang Zheng-Fang, Sun Yue-Hua, Zhao Xin-Hua, Deng Ji-Yong, Wang Ji-Jun. // Proc. of the Intern. Conf. on Rare Earth Development and Applications. Beijing, China, 1985. Vol. 1. P. 493.
2. Xu Rong-Fang, Zhang You-Min, Huang Chun-Hui and Xu Guang-Xian. // Preprints of Symp. on Solution Chemistry, Chemical Thermodynamics, Thermochemistry and Thermal Analysis. Hangzhou, China, 1986. P.167.
3. Huang Chun-Hui, Xu Rong-Fang, Xu Xiao-Jie, Xu Guang-Xian. // J. Inorg. Chem. 1985. Vol.1. P. 103.
4. Huang Chun-Hui, Xu Rong-Fang, Xu Guang-Xian, Fan Yu-Guo, Liang Ying-Qui (to be published).
5. Huang-Chun-Hui, Li Gen-Bei, Zhou Yong-Fen, Jin Tian-Zhu and Xu Guang-Xian. // Acta Sci. Natur. Univ. Pekin. 1985. Vol. 6. P.12.
6. Huang Chun-Hui, Jin Tian-Zhu, Li Biao-Guo, Li Jun-Ran, Xu Guang-Xian. // Proc. of the Intern. Solvent Extraction Conference, Munchen, FRG, 1986.



B. Ya. Zilberman, Yu. S. Fedorov, Khlopin Radium Institute, Leningrad, USSR

Aqueous nitric acid solutions of uranyl nitrate in the presence of solid salt of uranyl nitrate and equilibrated organic solutions of tri-n-butyl phosphate (TBP) represent an upper limit to concentration of uranium in the aqueous and organic phases at a given temperature and contain minimum "free" TBP in the organic phase. The solutions at equilibrium with the solid salt can be considered as standard ones.

On extraction of nitric acid in such systems, as it was previously found [1], the ratio of TBP - to uranyl nitrate concentration with increasing  $\text{HNO}_3$  concentration in the aqueous phase remains stable and in close to 2, in spite of increasing concentration of nitric acid in the organic phase up to the values exceeding the concentration of uranium in the organic phase. Water is co-extracted with nitric acid. It has been proposed that the TBP - uranyl nitrate disolvate exhibits some specific extraction properties. In this work the extraction behaviour of actinoids and monoacids in such systems is examined at 20 °C.

On extraction of uranyl nitrate from nitric acid solutions in the presence of chloride ion, the co-extraction of chloride ion with uranium is observed (Fig. 1), whereas in the absence of uranium the distribution coefficient of chloride ion is by two orders of magnitude lower. The ratio between the distribution coefficients of chloride ion ( $D_{\text{Cl}^-}$ ) and nitrate ion ( $D_{\text{NO}_3^-}$ ) is a stable value equal to  $0.33 \pm 0.5$ .

Proceeding from the experimental results on co-extraction of chloride ion with uranyl at variable concentrations of chloride and nitrate ions, one can suppose that chloride ion extracted according to the following reaction:  $\text{UO}_2(\text{NO}_3)_2(\text{TBP})_2(\text{org.}) + n\text{Cl}^-(\text{aq.}) \rightleftharpoons \text{UO}_2(\text{NO}_3)_{2-n}\text{Cl}_n(\text{TBP})_2(\text{org.}) + n\text{NO}_3^-(\text{aq.})$

At low concentration of chloride ion  $n$  is 1 and then from the equation follows the constant ratio of  $D_{\text{Cl}^-}/D_{\text{NO}_3^-}$ ; at concentration of chloride ion exceeding that of nitrate ion  $n$  is equal to 2.

The co-extraction of chloride ion with uranyl nitrate is similar to the co-extraction of pertechnetate ion with uranyl nitrate [2].

Bromide, fluoride, azide and thiocyanate ions have the analogous behaviour in this case. However, on co-extraction of azide and thiocyanate ions the situation becomes more complicated because of extraction of the corresponding acids by TBP. But on increase of uranium concentration in the organic phase the extraction by "free" TBP is decreased and in the presence of the solid salt of uranium anion exchange process takes place (Fig. 2). The concentration of azide and thiocyanate ions in the organic phase is by several times higher than the concentration of sum acids in the organic phase, i. e. the anions are completely bound with uranium disolvate.

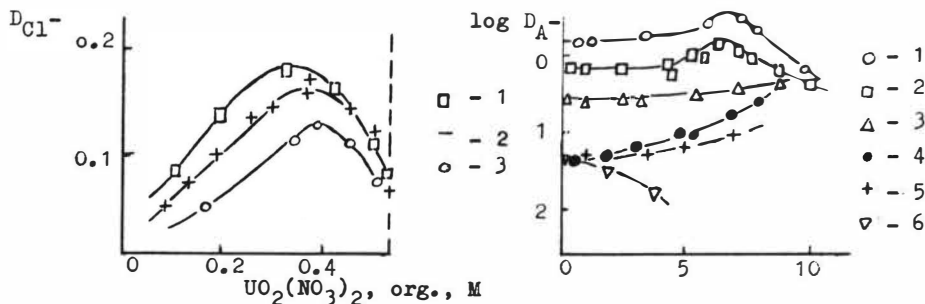


Fig. 1. Co-extraction of chloride ion with uranyl nitrate in 30 % TBP in  $\text{CCl}_4$ . Concentration of nitric acid in aqueous phase: 1 - 0.5 M; 2 - 1.0 M; 3 - 3.0 M

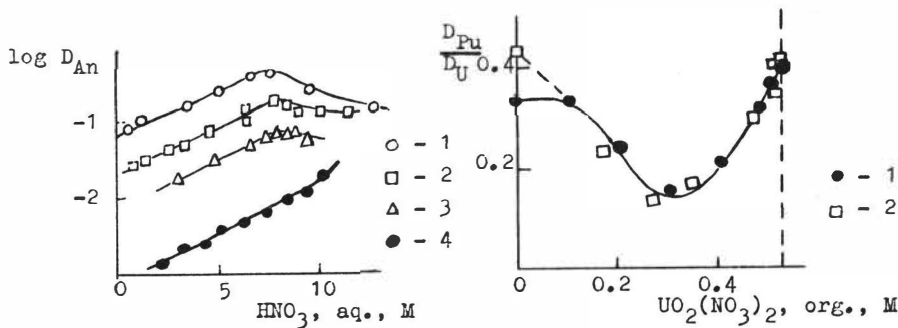
Fig. 2. Co-extraction of anions by 30 % TBP -  $\text{CCl}_4$  in the presence of  $\text{UO}_2(\text{NO}_3)_2$  salt. 1 -  $\text{SCN}^-$ ; 2 -  $\text{N}_3^-$ ; 3 -  $\text{TcO}_4^-$ ; 4 -  $\text{Cl}^-$ ; 5 -  $\text{Br}^-$ ; 6 -  $\text{F}^-$

In Fig. 3 the extraction of tetravalent actinoids tracers into TBP saturated with uranium in the presence of solid uranyl nitrate is shown. This dependence differs significantly from the extraction of actinoids into the "free" TBP and is described by the equation:  $\log D_{\text{An}} = B \cdot N + C$ , where  $D_{\text{An}}$  - distribution coefficient of tetravalent actinoid at the constant concentration of uranium and  $\text{HNO}_3$  in the aqueous phase,  $N$  - atomic number,  $B$  and  $C$  - constants.

In order to determine salting-out properties of uranyl nitrate, the experiments were conducted on the extraction of plutonium from aqueous nitric acid solutions at different ratio between the concentrations of magnesium nitrate and uranyl nitrate. This ratio was adopted in such a manner that at the constant concentration of nitric acid in the aqueous phase the water activity and activity coefficients of uranium and plutonium were unaffected and were equal to those in the system with the solid salt of uranyl nitrate.

The activity coefficients were calculated according to [3]. The salting-out properties of uranium-magnesium system should be steady at variable content of uranyl nitrate. So, the ratio of An (IV) distribution coefficients and uranyl nitrate in such a system should be also constant taking into account the formation of corresponding disolvates in the organic phase. As it is seen from Fig. 4, in the case of Pu (IV) this does not take place. Fig. 4 shows, that the ratio between the distribution coefficients of plutonium and uranium on extraction from uranium-magnesium systems with permanent salting-out effect and on extraction from the systems without magnesium nitrate (with variable salting-out) is practically the same over the whole investigated range.

The ratio of distribution coefficients seems to depend not on the salting-out properties of the aqueous phase, but on the interaction of



**Fig. 3.** Distribution of tetravalent actinoids between nitric acid solutions and 30 % TBP -  $\text{CCl}_4$  in the presence of  $\text{UO}_2(\text{NO}_3)_2$  salt. 1 - Pu; 2 - Np; 3 - U; 4 - Th

**Fig. 4.** Dependence of the ratio of Pu (IV) and U (VI) distribution coefficients on uranium concentration in 30 % TBP -  $\text{CCl}_4$  2 M  $\text{HNO}_3$ . 1 -  $\text{UO}_2(\text{NO}_3)_2$  -  $\text{HNO}_3$ ; 2 -  $\text{UO}_2(\text{NO}_3)_2$  -  $\text{Mg}(\text{NO}_3)_2$  -  $\text{HNO}_3$  under permanent salting-out effect

actinoids in the organic phase; since the data obtained point to on preferable salting-out of plutonium in comparison with uranium. Moreover, on initial portion of the curve (Fig. 3) the decrease in ratio of distribution coefficients is evident and this is testimony to the relative displacement effect of uranyl nitrate in the organic phase which may result from the specific exchange reactions between uranium and plutonium solvates. As for the range of higher uranium concentrations shown in Fig. 4, it should be taken into consideration that the tetravalent actinoids are prone to the formation of anion complexes and this tendency decreases in the following sequence: Pu, Np, U, Th. It can be supposed that the anion exchange properties of TBP - uranyl nitrate disolvate lead to extraction of actinoids in the form of anion complexes, as in the case of their extraction by amines.

The formation of the anion complexes of tetravalent actinoids on their extraction by TBP - uranyl nitrate disolvate may be responsible for increasing ratio of distribution coefficients with increased uranium concentration (Fig. 4) and for dependence nature (Fig. 3).

#### References

1. Fedorov Yu. S., Zilberman B. Ya.//Radiokhimiya. 1986. Vol. 28, N 1. P. 36.
2. Macásek F., Kadrabova J.//J. Radioanal. Chem. 1979. Vol. 51, N 1. P. 97.
3. Mikulin G. I., Voznesenskaya I. E. On physical chemistry of electrolyte solutions. M.: Khimia, 1968. P. 304.

A.A.Vashman, A.S.Nikiforov, I.S.Pronin, V.S.Smelov, V.N.Shesterikov,  
 All-Union Research Institute of Inorganic Materials, Moscow, USSR

Extraction of metal ions from aqueous nitric acid solutions with zirconium di-2-ethylhexyl phosphate complexes conforming with the  $\text{ZrA}_4(\text{HA})_2$  gross-composition where A is an anion of di-2-ethylhexylphosphoric acid (D2EHPA) is significantly impaired with the growth of nitric acid concentration in the aqueous phase. In literature this fact is explained by both the salting out effect of the acid and a decreased probability of hydrogen ion exchange in HA molecules that solvate zirconium in  $\text{ZrA}_4(\text{HA})_2$ , for ions of a metal extracted with an increase of the hydrogen ion concentration in the aqueous phase. This explanation is similar to the existent concepts of the influence of the aqueous phase acidity on the metal extraction with acid extractants, D2EHPA, in particular. In this case the intensification of extraction of metals with D2EHPA that is in the solvate shell of zirconium complexes as compared to free D2EHPA is ascribed to higher acidic properties of D2EHPA molecules that enter into the composition of  $\text{ZrA}_4(\text{HA})_2$  complexes [1].

The validity of this explanation of the extraction intensification does not seem convincing, since the suggested increase of  $\text{pK}_a$  for solvating D2EHPA molecules cannot alter the conditions of the ion exchange and competition between hydrogen ions and a metal being extracted in the presence of nitric acid. At the same time, in nitric acid extraction from aqueous solutions using  $\text{ZrA}_4(\text{HA})_2$  complexes in an organic phase  $\text{A}^-$  anions can be displaced and substituted by  $\text{NO}_3^-$  anions to form mixed complexes, that have no extraction ability for ions of a metal being extracted.

To determine the exact composition and partial concentration of zirconium di-2-ethylhexyl phosphate complexes in the organic phase following its contact with the aqueous solution of nitric acid and strontium and to establish the mechanism of nitric acid and strontium extraction with zirconium di-2-ethylhexylphosphate complexes we have studied the  $^{14}\text{N}$  and  $^{31}\text{P}$  -  $\{^1\text{H}\}$  NMR spectra of the extraction system consisting  $\text{ZrA}_4(\text{HA})_2 - \text{C}_{10}\text{H}_{22} - \text{H}_2\text{O} - \text{HNO}_3 - \text{Sr}$  as dependent on the concentration of its components. It is possible to observe the  $^{14}\text{N}$  NMR spectra only for extracts that were in contact with an aqueous solution, containing more than 5 mole/l nitric acid. At the lower acid concentrations of the aqueous solution the  $^{14}\text{N}$  NMR signals in the organic phase are not observed due to the influence of the nitrogen-14 quadrupole relaxation on the NMR line width of  $\text{NO}_3^-$  anions that are present

in zirconium complexes and are likely to be characterized by a significantly lower symmetry of the electric field on the nitrogen nucleus having a quadrupole moment as compared to free  $\text{NO}_3^-$  anions.

Fig. 1 shows typical  $^{31}\text{P} - \{^1\text{H}\}$  FT NMR spectra obtained using gated broadband decoupling from protons for the extraction system consisting  $\text{ZrA}_4(\text{HA})_2 - \text{C}_{10}\text{H}_{22}\text{O} - \text{H}_2\text{O} - \text{HNO}_3$ . At the concentration ratio  $z = [\text{NO}_3^-] / [\text{Zr}^{4+}] \leq 1$  in the organic phase one observes an intensive peak of  $\text{ZrA}_4(\text{HA})_2$  complexes with a chemical shift  $\delta_2 = -7.46 \pm 0.02$  ppm and three weak peaks with the relative intensities of 2, 5 and 6% and chemical shifts  $\delta_1 = -5.45 \pm 0.02$ ,  $\delta_3 = -9.07 \pm 0.02$  and  $\delta_4 = -13.36 \pm 0.02$  ppm respectively, which are likely to be due to polynuclear zirconium

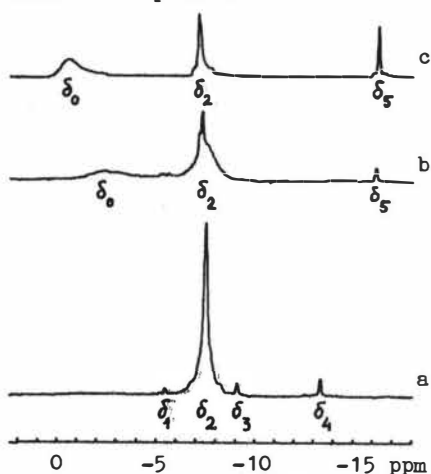


Fig. 1. 36,44 MHz  $^{31}\text{P} - \{^1\text{H}\}$  FT NMR spectra of  $\text{ZrA}_4(\text{HA})_2 - \text{C}_{10}\text{H}_{22}\text{O} - \text{H}_2\text{O} - \text{HNO}_3$  at different ratios  $z$ :  
a - 0.07, b - 1.4, c - 2.63

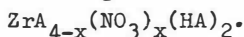
di-2-ethylhexyl phosphate complexes with the  $\text{ZrA}_4(\text{HA})_2$  gross-composition. For a peak with the chemical shift  $\delta_2$  the relative intensity of which is 90%, one does not observe separation into multiplets corresponding to non-equivalent ligands in  $\text{ZrA}_4(\text{HA})_2$  complexes because of a quick intracomplex exchange of ligands, although a little asymmetry of the observed  $^{31}\text{P}$  NMR lineshape can be due to unresolved  $^{31}\text{P}$  peaks of  $\text{A}^-$  anions and solvating HA molecules in the complexes.

At the concentration ratio  $z > 1$  the  $^{31}\text{P}$  peaks with the chemical shifts  $\delta_1$ ,  $\delta_3$  and  $\delta_4$  disappear while the peak with the chemical shift  $\delta_2$  decreases in intensity, is a little displaced to the low-field region and separated at least into two components. Simultaneously in the  $^{31}\text{P}$  NMR spectrum there appears a free D2EHPA peak the chemical shift of

which depends on the concentration of nitric acid in the organic phase and a peak with the chemical shift  $\delta_5 = -16.13 \pm 0.02$  ppm. The intensities of the free D2EHPA peak ( $\delta_0$ ) and the peak with the chemical shift  $\delta_5$  increase with growing the ratio  $z$ , in this case the peak with the chemical shift  $\delta_5$  is a little displaced to high-field, e.g.,

$\delta_5 = -16.36 \pm 0.02$  ppm at  $z = 3.31$ . These changes in the spectrum with increasing the concentration ratio  $z$  evidence not only to the displacement of  $\text{A}^-$  anions and their substitution by  $\text{NO}_3^-$  anions zirconium complexes and the formation of mixed complexes and appearance of free D2EHPA in the organic phase but also to the non-equivalence of organophosphorous ligands in the mixed complexes,  $\text{ZrA}_{4-x}(\text{NO}_3)_x(\text{HA})_2$ , one of

which is characterized by the chemical shift  $\delta_5$  and is not displaced out of the complex by  $\text{NO}_3^-$  anion even at the concentration ratio  $z \approx 4$  in the organic phase. This ligand is likely to show a bidentate bond with a complexing ion as a result of which its chemical shift is more than by a factor of two higher in the absolute value than those of the rest ligands in mixed complexes, 6



The relative intensities of peaks in the  $^{31}\text{P}\{-^1\text{H}\}$  NMR spectra for free D2EHPA and ligands of zirconium complexes were used to determine the P number of organophosphorous ligands in mixed zirconium complexes as dependent on the z concentration ratio in the organic phase and to calculate the partial concentrations of mixed complexes by the equation:  $P = 6p_0 + 5p_1 + 4p_2 + 3p_3$ , where  $p_0, p_1, p_2$  and  $p_3$  are relative partial concentrations of  $\text{ZrA}_{4-x}(\text{NO}_3)_x(\text{HA})_2$  complexes at  $x=0, 1, 2$  and 3, respectively. Fig.2 shows

partial concentrations  $p_x$  and the P number of organophosphorous ligand in zirconium complexes as dependent on the z concentration ratio in the organic phase. The calculated dependence of P agrees well with the experimental data obtained from the analysis of peak intensities in the  $^{31}\text{P}\{-^1\text{H}\}$  NMR spectra of nitric acid extracts (fig.1).

When extracting strontium from nitric acid solutions containing 0.7 mole/l strontium nitrate with a monomolar solution of D2EHPA in decane, containing 0.125 mole/l  $\text{ZrA}_4(\text{HA})_2$  complexes, the strontium concentration in the organic phase depends on the nitric acid concentration of that phase and decreases with increasing the acidity of the aqueous solution of strontium. Fig.3 shows the typical  $^{31}\text{P}$  NMR spectra obtained without proton decoupling for the extraction system, consisting D2EHPA- $\text{C}_{10}\text{H}_{22}$ - $\text{H}_2\text{O}$ - $\text{HNO}_3$ -Sr. Three peaks of this spectrum belong, respectively, to free D2EHPA ( $\delta_0 \approx 0$  ppm),  $\text{ZrA}_4(\text{HA})_2$  complexes ( $\delta_{\text{Zr}} = -7.56 \pm 0.02$  ppm) and zirconium-strontium complexes ( $\delta_{\text{ZrSr}} = -10.4 \pm 0.02$

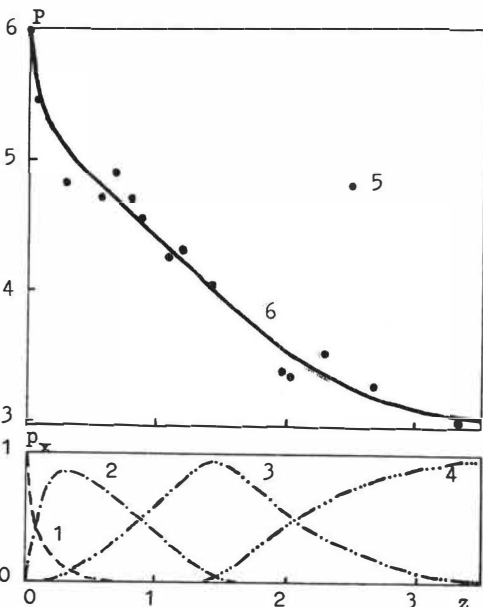


Fig.2. Dependences of the P number of organophosphorous ligands and partial concentrations  $p_x$  in  $\text{ZrA}_{4-x}(\text{NO}_3)_x(\text{HA})_2$  complexes on the ratio z: 1 -  $x=0$ , 2 -  $x=1$ , 3 -  $x=2$ , 4 -  $x=3$ , 5 - experimental, 6 - calculated by equation  $P = 6p_0 + 5p_1 + 4p_2 + 3p_3$

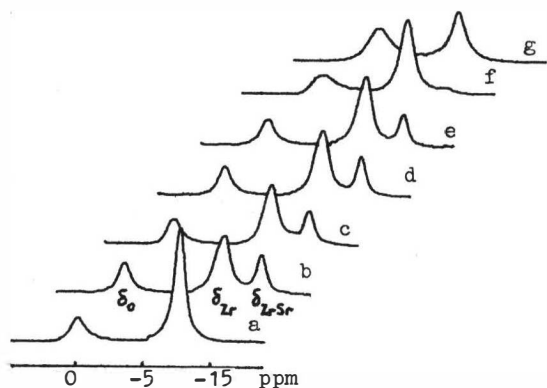


Fig. 3.  $^{31}\text{P}$  NMR spectra of  $\text{D2EHPA-C}_{10}\text{H}_{22}\text{-Zr-H}_2\text{O}$  (a),  $\text{D2EHPA-C}_{10}\text{H}_{22}\text{-Zr-H}_2\text{O-Sr}$  (b) and  $\text{D2EHPA-C}_{10}\text{H}_{22}\text{-Zr-H}_2\text{O-Sr-HNO}_3$  (c-g) at different concentrations  $\text{HNO}_3$  in the aqueous phase: c - 0.01, d - 0.05, e - 0.1, f - 0.5, g - 1.0 mole/l

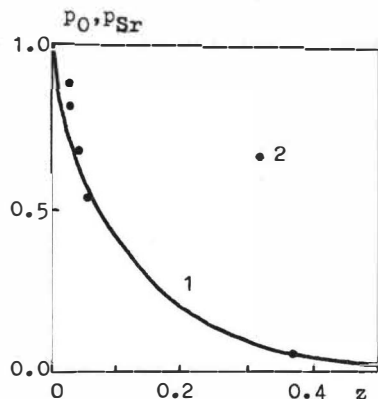


Fig. 4. Dependences of relative partial concentrations  $p_0$ (1) of  $\text{ZrA}_4(\text{HA})_2$  complexes and the extracted strontium  $p_{\text{Sr}}$ (2) on the ratio  $z$

ppm). With the growth of the strontium concentration in the extract the peak intensity with the chemical shift  $\delta_{\text{Zr}}$  decreases, the peak intensity with the chemical shift  $\delta_{\text{ZrSr}}$  increases while the sum of the intensities of these peaks remains constant. The data suggest the extraction of strontium into the organic phase to be performed with  $\text{ZrA}_4(\text{HA})_2$  complexes in which two hydrogen ions of D2EHPA molecules solvating  $\text{ZrA}_4$  complex are substituted by one ion of  $\text{Zr}^{2+}$  to form  $\text{Zr.A}_4.\text{SrA}_2$  complex. The comparison between the dependences of the  $p_0$  relative partial concentration of  $\text{ZrA}_4(\text{HA})_2$  complexes and the  $p_{\text{Sr}}$  extracted strontium concentration on the  $z$  concentration ratio (fig. 4) points to their symbatic behaviour and permits conclusion to be drawn that strontium ions are extracted only with  $\text{ZrA}_4(\text{HA})_2$  complexes while mixed complexes do not show any extraction ability for strontium. Hence, the nitric acid influence on strontium extraction with zirconium di-2-ethylhexyl phosphate complexes shows up as a decrease of the partial concentration of  $\text{ZrA}_4(\text{HA})_2$  complexes in the organic phase and in the end they determine the extraction ability and capacity of an extractant.

#### Reference

1. Plesskaya N.A., Sinegribova O.A., Yagodin G.A. // Zh. Neorgan. Kh., 1977. V.22, N 6. P. 16.

Y. Albinsson and J. Rydberg, Department of Nuclear Chemistry, Chalmers University of Technology, S-412 96 Gothenburg, Sweden

Introduction. The formation of lanthanide(Ln(III)) complexes with the organic reagent acetylacetonone (HAA) has been studied with a liquid-liquid extraction technique using trace amounts of radioactive lanthanides and the AKUFVE-LISOL technique. The extraction is poor with a maximum distribution ratio (D) between the organic and aqueous phase of 0.05(Nd) - 1.3(Lu) at 1 M HAA. The cause of this low extraction, which also holds for trivalent actinides, is surprising in comparison to how well the tetra- and hexavalent actinides are extracted, and therefore worth investigating, considering its importance in nuclear fuel reprocessing. Also a better understanding of the coordination chemistry of the lanthanides can be achieved.

Experimental equipment. The AKUFVE is a continuous solvent extraction apparatus developed a long time ago [1], while the LISOL is a recent detector system [2], now coupled to the AKUFVE. LISOL stands for LIquid Scintillation On-Line. The new system has made it possible to investigate complexation more thoroughly and with much higher precision than before. Thus the AKUFVE-LISOL is able to measure distribution values between  $10^{-5}$  and  $10^5$ , and at as high pH as 9. The principle of the technique is a continuous withdrawal of a small fraction of the streaming liquid, aqueous or organic, to which a strong acid to suppress sorption and a scintillation cocktail is added. After mixing of the liquids, they are fed to a scintillation detector arrangement.

The most prominent features of the LISOL is that when most other measuring systems fail because of problems with memory effects at high sorption levels, the LISOL can be used for measurements at very high sorption levels with no significant effect on the measured D-value. Moreover, the technique is almost independent of the radioactive decay scheme of the used nuclide. The limitation is the quenching problem, which can be severe for certain systems [3]; this can, however, be corrected for in most chemical systems.

Chemical conditions. The complex formation of acetylacetonone with the lanthanides has been studied in a two-phase system with 0.1 - 4 M HAA in benzene/ 1 M Na(H)ClO<sub>4</sub> in water at pH 3-9.

The organic phase consisted of distilled HAA dissolved in washed benzene and the aqueous phase was prepared using NaClO<sub>4</sub> of analytical grade. The radioactive lanthanides were prepared by neutron activation of the pure oxides (>99.999%) and the radiochemical purity was checked by gamma spectrometry.



No radiochemical impurity could be detected. In all experiments the concentration of lanthanides was between  $10^{-4}$  and  $10^{-6}$  M, and the temperature was kept at  $25^{\circ}\text{C}$ . The experiments were made in an inert nitrogen atmosphere.

For each lanthanide three different sets of experiments were done. (i) The first set consisted of extraction with 1.0 M and 3.0 M original concentration of HAA in the organic phase. The pH was varied between 3 and 9. Each extraction curve contained about 40 points. (ii) For better understanding of the complexes formed in the organic phase, a second set of experiments were performed, where the  $[\text{Aa}^-]$  was kept constant but the HAA-concentration in the organic phase was varied. This is easily done by on-line addition of small amounts of  $\text{H}^+$  or  $\text{OH}^-$  to keep pH constant in the continuous AKUFVE system. (iii) To account for the quenching, a third set of experiments were done under the same conditions, but this time no radioactivity was added to the AKUFVE. The activity was instead added to the strong acid used for the LISOL sorption suppression, the same amount for each phase, and the ratio of measured counts in the two phases was recorded and used for correcting the measured D-values.

At the high pH required ( $\text{pH} \leq 9$ ) for the extraction, hydrolysis and mixed complexes can not be excluded. By using available literature data [4,5] and the extrapolation technique described in ref. [6], the contribution of each of these other complexes to the total complexation was estimated. It was found that these other species could be neglected compared to the simple  $\text{LnAa}_y$ -species ( $y=1$  to 4). In the organic phase an adduct formation of HAA to the  $\text{LnAa}_3$ -complex is indicated. Taking the above mentioned into consideration, the model equation for the  $\text{Ln(III)}$ -extraction will be:

$$D = \frac{P_3 \beta_3 [\text{Aa}^-]^3 (1 + k_{a1} [\overline{\text{HAA}}] + k_{a2} [\overline{\text{HAA}}]^2)}{1 + \beta_1 [\text{Aa}^-] + \beta_2 [\text{Aa}^-]^2 + \beta_3 [\text{Aa}^-]^3 + \beta_4 [\text{Aa}^-]^4} \quad (1)$$

where  $\beta_n$  is the equilibrium constant for formation of  $\text{LnAa}_n^{3-n}$  ( $\beta_n = [\text{LnAa}_n^{3-n}] / [\text{Ln}^{3+}] [\text{Aa}^-]^n$ ),  $P_3$  is the distribution constant for  $\text{LnAa}_3$  between the organic and the aqueous phase and  $k_{a_n}$  is the adduct formation constant for the  $\text{LnAa}_3(\text{HAA})_n$  complex in the organic phase. Upper bars refer to the organic phase.

At equal phase volumes, the free ligand concentration,  $[\text{Aa}^-]$ , is

$$[\text{Aa}^-] = \frac{K_a [\overline{\text{HAA}}]_0}{[\text{H}^+] + P_{\text{HAA}} [\text{H}^+] + K_a} \quad (2)$$

where  $P_{\text{HAA}} = 4.5$  and  $K_a = 10^{-9.0}$  at  $25^{\circ}\text{C}$  and 1 M  $\text{NaClO}_4$ , and  $[\overline{\text{HAA}}]_0$  is the original concentration of HAA in the organic phase.

Results and discussion. The experimental data were fitted to eqn. 1 with a least squares program (simplex method), where the weighted error square sum was minimized. From the fitting it was concluded that the first formation constant  $\beta_1$  could not be evaluated with any high accuracy. Since our  $\beta_1$ -values agreed with those of Grenthe et al [7], and since their technique for obtaining  $\beta_1$  is more accurate than ours, we have used their  $\beta_1$ -values in our evaluation of the other constants. The literature value for  $\beta_1$  adjusted to 1 M Na(H)ClO<sub>4</sub> and the values of  $\beta_2$ ,  $\beta_3$ ,  $\beta_4$ ,  $P_3$  and  $ka_1$  are listed in Table 1.

Table 1. Equilibrium constants of lanthanide acetylacetonates

	60 <sup>Nd</sup>	61 <sup>Pm</sup>	62 <sup>Sm</sup>	63 <sup>Eu</sup>	65 <sup>Tb</sup>	67 <sup>Ho</sup>	69 <sup>Tm</sup>	71 <sup>Lu</sup>
log $\beta_1$	5.21	5.30	5.50	5.78	5.93	5.96	6.00	6.14
log $\beta_2$	8.87	9.20	9.30	9.79	10.00	9.93	10.43	10.58
log $\beta_3$	11.86	12.23	12.59	13.12	13.34	13.31	13.82	13.91
log $\beta_4$	13.57	14.07	14.31	14.97	15.26	15.24	15.66	15.70
log $P_3$	-3.5	-2.8	-2.2	-1.7	-1.4	-1.0	-0.35	-0.05
log $ka_1$	2.6	1.9	1.3	0.71	0.62	0.54	0.25	0.12

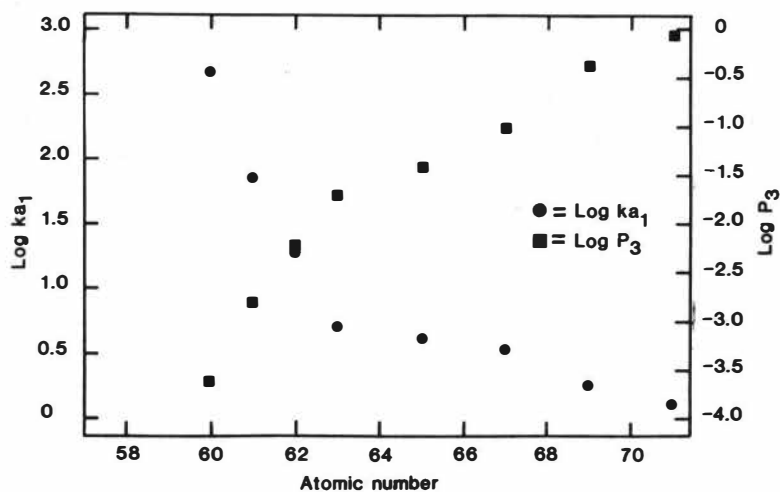


Figure 1. The distribution constant  $P_3$  for LnAa<sub>3</sub> and the adduct formation constant  $ka_1$  for LnAa<sub>3</sub>·HAA versus atomic number

The  $\beta_n$ -values show an increase with increasing atomic number (Tab. 1), as expected due to the lanthanide contraction which increases the metal charge density and thus also the strength of the electrostatic bond to the acetylacetonate oxygen atoms. The fourth complex ( $\text{LnAa}_4^-$ ), though not earlier reported except for  ${}_{63}\text{Eu}$  [6], is clearly indicated in our investigation.

That the value  $P_3$  for the distribution constant of the  $\text{Ln}(\text{Aa})_3$ -complex is low is probably because the extracted species contain 2 or 3 water molecules which makes them rather hydrophilic. It can be compared with the coordinatively saturated  $\text{PuAa}_4$ , which has a  $P_4$  of about 400 [8]. This supports that an adduct complex can be formed in the organic phase, one HAA replacing two  $\text{H}_2\text{O}$ .

From the distribution of the uncharged complex ( $P_3$ ) in Fig. 1, it can be seen that there is a break around atomic number 63 (europium). This is also shown in the adduct formation constant  $k_{a1}$ . It may be explained by the fact that the coordination number of 8 is reached around atomic number 63, and from then on the organic phase equilibrium is dominated by the reaction  $\text{LnAa}_3(\text{H}_2\text{O})_2 + \text{HAA} \rightleftharpoons \text{LnAa}_3\text{HAA} + 2\text{H}_2\text{O}$ .

Acknowledgement. This work has been supported by grants from the Swedish Natural Science Research Council. The experimental assistance by Åsa Lindh and Arshad Mahmood is gratefully acknowledged.

#### References

1. Rydberg J. //Acta Chem. Scand. 23 (1969) 647.
2. Albinsson Y., Ohlsson L.-E., Persson H., Rydberg J.// submitted to J. Appl. Radiation and Isotopes.
3. Rydberg J., Liljenzin J.O., Albinsson Y.//AIChE Symp. Ser. 238, 80 (1984) 47.
4. Baes C., Mesmer R. The Hydrolysis of Cations. J. Wiley, New York, 1976.
5. Stary J., Liljenzin J.O.//Critical evaluation of equilibrium constants involving acetylacetonate and its metal chelates. Pure and Appl. Chem. 54 (1982) 2557.
6. Mohammed I. Species formed in the extraction of europium and americium from  $\text{Na}(\text{H})\text{ClO}_4$  solutions by acetylacetone in chloroform, Fil. lic. thesis, Chalmers University of Technology. Gothenburg, 1985.
7. Grenthe I., Mesmer W. C.//J. Am. Chem. Soc. 82. 6258 (1960).
8. Rydberg J.//Ark. Kemi, 9 (1955) 109.

S.Kopacz, Department of Inorganic Chemistry, Ignacy Lukasiewicz Technical University, Rzeszów, Poland

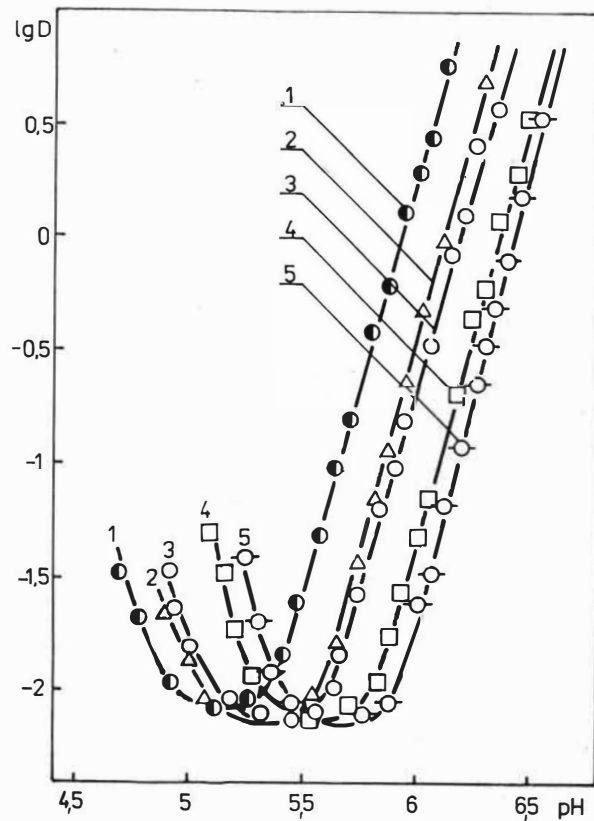
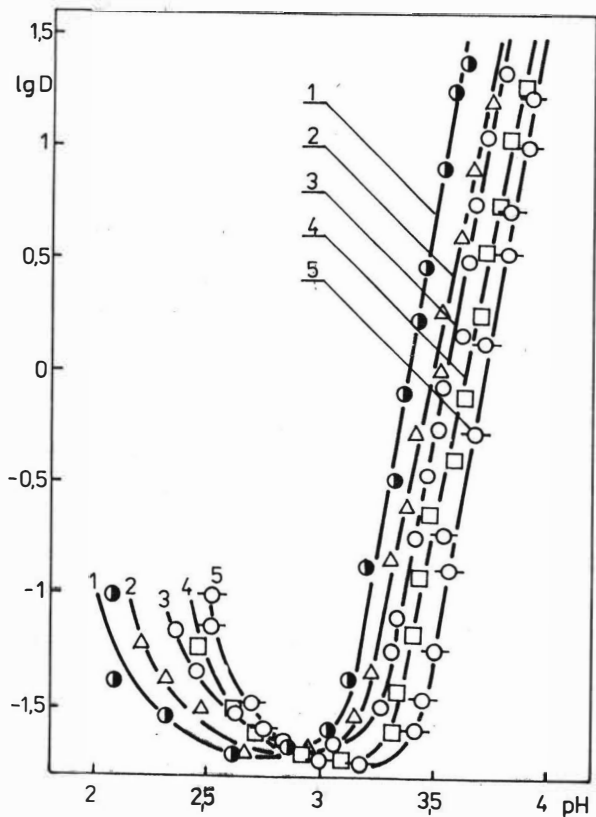
Ions of d-electron 4th period metals can transfer from aqueous sulphate solutions into the organic phase containing carboxylic acid as an extraction reagent following two different extraction mechanisms: cation-exchange mechanism which is described by equations of single and multiple equilibria models; hydration-solvation mechanism the nature of which is extraction of ion pairs composed of hydrated and solvated hydrogen cation and complex metal anion.

The occurrence ranges of the two different extraction mechanisms are separated with the extraction minimum (Fig.1). The position of the extraction minimum and the occurrence ranges of the two extraction mechanisms depend on the composition and the physicochemical properties of the aqueous phase (pH, the kind of metal ion and its complexformative properties, etc.). In the cation-exchange area the extraction process is much more effective than within the area in which metal ions transfer into the organic phase following the hydration-solvation mechanism. Within the two areas the extraction of particular metal ions is considerably varied, which is indicated by the values of partition coefficients  $D$  and concentration constants of the extraction  $K_{ex}$ . Within the occurrence range of the cation-exchange mechanism the metal ions complexes, the compositions of which were determined by partition methods, occur in the organic phase as solvated or non-solvated monomers, eg.  $MnAr_2$ ,  $ZnR_2$ ; as dimers, eg.  $(CuR_2 \cdot 2HR)_2$ ,  $(MnR_2 \cdot HR)_2$ ,  $(CrR_2 \cdot 2HR)_2$  or as trimers, eg.  $(FeR_3)_3$ ,  $(FeAr_3)_3$ , where: R - radical of aliphatic acid, Ar - aromatic acid radical (Table).

It was pointed out that some discrepancies in the interpretation of the experimental data can be eliminated by replacing little accurate graphical methods with analytical methods as well as by accurately defining some basic assumptions of single and multiple equilibria models with particular regard to the functions describing the extraction process.

#### References

1. Sudarikov B.N., Zaicev B.A., Puchkov Yu.G.//Nauchn.dokl.Vyschey shkoly,khim.i khim.tekhnol.1959. N1. P.80.
2. Galkina L.L., Strel'tsova S.A.//Zhur.Anal.Khim. 1970.Vol.25. P.889.
3. Alimarin I.P., Shen' Khan'si.//Ibid.1961.Vol.16. P.279.
4. Sokhan' V.F.//Kinetika i mekhanizm geterog. reaktsii.Leningrad. 1979. P.50.
5. Borzenkova N.P.//Vestn.Mosk.Univ.Khim.1968.N3. P.84.
6. Gloe K.,Muhl P.//Isotopenpraxis. 1979.Vol.15. P.236.



**Fig. 1.** Extraction of Cr(III) (a) and Mn(II) (b) with hexanoic acid (0.6 M)  
 Metal conc.: 1 -  $5 \cdot 10^{-2}$ ; 2 -  $1.1 \cdot 10^{-2}$ ; 3 -  $5 \cdot 10^{-3}$ ; 4 -  $1 \cdot 10^{-3}$ ; 5 -  $5 \cdot 10^{-4}$  M

## Extraction of metals with carboxylic acids in sulphate systems

Metal	Complexes		opt pH		R, %	
	HR	HAR	HR	HAR	HR	HAR
Sc(III)	Butanoic acid in isoamyl alcohol [1], isobutyl alcohol [2]	$H_3 [Sc(Hal \cdot C_8H_5O_3)_3 \cdot H_2O]$ Hal = Cl, Br [3]	3.0 [1] 3.5 [2]	3.0 [3]	99-100	99 [3]
Ti(III)	$[(TiO^+)(R^-)]_\infty$ [4] R = C <sub>8</sub>	Salicylhydroxyoxime acid [5]	4.5-5.0 [4]	-	100 [4]	97-100
V(IV)	$[VO(OH)R(HR)]_2$ R = C <sub>8</sub> $VO(H_2O)_3R_2$ R = C <sub>2</sub> -C <sub>8</sub>	-	-	4.2-6.8	>1	80-98
Cr(III)	$(CrR_3 \cdot 2HR)_2$ R = C <sub>6</sub> -C <sub>10</sub>	-	3.5-4.0	-	99	-
Mn(II)	$(MnR_2 \cdot 2HR)_2$ R = C <sub>6</sub> -C <sub>10</sub>	$MnAr_2$ Ar = C <sub>6</sub> H <sub>5</sub> COO <sup>-</sup>	5.5-6.5	5.0	92	20
Fe(III)	$(FeR_3)_3$ R = C <sub>6</sub> -C <sub>10</sub> $(FeR_3 \cdot H_2O)_3$ [6]	$(FeAr_3)_3$ Ar = C <sub>6</sub> H <sub>5</sub> COO <sup>-</sup>	1.8-3.0	2.5-3.5	98	100
Co(II)	$CoR_2 \cdot 2HR$ R = C <sub>6</sub> -C <sub>10</sub>	no extr.	5.5-6.5	-	90	0
Ni(II)	$NiR_2 \cdot 2HR$ R = C <sub>6</sub> -C <sub>10</sub>	no extr.	5.5-6.5	-	90	0
Cu(II)	$(CuR_2 \cdot 2HR)_2$ R = C <sub>6</sub> -C <sub>10</sub>	$(CuAr_2 \cdot 2HAR)_2$ Ar = C <sub>6</sub> H <sub>5</sub> COO <sup>-</sup> o-CH <sub>3</sub> C <sub>6</sub> H <sub>4</sub> COO <sup>-</sup>	3.5-4.5	4.0 5.0	90	98
Zn(II)	-	$ZnAr_2 \cdot 2HR$ Ar = C <sub>6</sub> H <sub>5</sub> COO <sup>-</sup>	-	5.0	-	65

## ACCEPTOR EXTRACTION OF URANYL SALTS WITH MIXTURES OF ORGANOPHOSPHORIC ACIDS WITH NEUTRAL ADDITIVES

V.G. Torgov, T.V. Us, V.A. Mikhailov, Ye.S. Stoyanov, M.K. Drozdova, D.D. Bogdanova, Institute of Inorganic Chemistry of the Siberian Branch of the USSR Academy of Sciences, Novosibirsk, USSR

The extraction of uranium with mixtures of organophosphoric acids (HX) (di-2-ethylhexyl phosphoric acid (D2EHPA) and di-2-ethylhexyl dithiophosphoric acid (D2EHDTPA), amyl-2-ethylhexyl phosphoric acid (A2EHPA), diheptyl phosphoric acid (DHPA) with neutral additives L (TBP, triphenyl phosphine oxides (TPPO), tri-isoamyl phosphine oxides (TAPO), diphenyl sulphoxides (DPSO) and dioctyl sulfoxides (DOSO), 2-nonylpyridine-N-oxide (2-NPO)) exhibit, along with the widely known synergic effect at low HX saturations with uranium, a new synergic effect occurring after complete saturation of HX.

Extraction with mixtures HX + L. A comparison of the extraction isotherms of uranyl salts (nitrate, chloride, sulfate) with benzene solutions of HX and mixtures of HX with L as to the synergic effects in these processes permitted us to classify the observed extraction dependences into three types (Fig. 1). First, the extraction of uranyl nitrate with HX + L mixtures is superior to that with HX solutions over the entire range of uranium concentrations (Fig. 1a). The second type is characterized by the presence of two regions of synergic extraction and a transitional (antagonistic) region the length of which

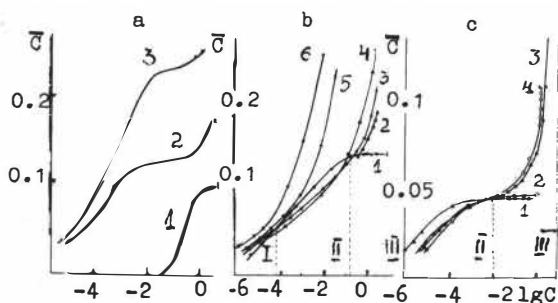


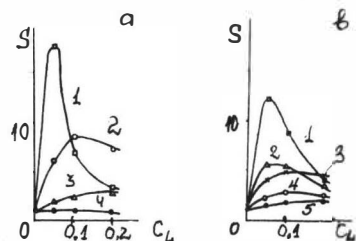
Fig. 1. Types of dependences in the extraction of  $UO_2(NO_3)_2$  and  $UO_2SO_4$  (b,c) with HX and mixtures of HX+L in benzene. (a) 1) 0.2M DOSO, 2) 0.28M D2EHPA, 3) mixture(1)+(2); (b) 1) 0.3M D2EHPA, 2)-6) mixtures 0.3M D2EHPA+0.5M L (2-TBP, 3-DOSO, 4-TPPO, 5- 2-NPO, 6- TAPO); (c) 1 - 0.1M DHPA, 2 - 0.1M A2EHPA, 3-4 - mixtures 0.1 HX + 1M PSO (petroleum sulfoxides) ( 3-DHPA, 4-A2EHPA)

is determined by the nature and concentration of L (Fig. 1b). This type is realized in the extraction of uranyl sulphate and chloride with mixtures of D2EHPA with L. The third type (Fig. 1c) shows synergic extraction only at high uranium concentrations and was established for mixtures with phosphinic and phosphonic acids. A feature common to all of these cases is an increased uranium content in the organic phase exceeding considerably the maximum content achievable with the cation exchange mechanism ( $U:HX=1:2$ ) for high con-

centrations of the uranyl salts. The form of the dependences in Fig.1 results from superposition of cation-exchange and noncation-exchange synergic effects.

Cation-exchange synergic effect. In the absence of L, the uranium extraction with acids(Fig. 1) changes in an antiparabolic manner with their acidic properties: DHPA( $pK_a=3.6$ ) > A2EHPA (2.7) > D2EHPA(2.1) > D2EHDTPA(1.2) and analogously to the corresponding neutral compounds which is due to the predominantly covalent character of bonding in the formation of intracomplex compounds (ICC) of uranyl with HX. It can, therefore, be assumed that the acceptor power of the uranium atom (effective positive charge) in ICC has the opposite trend, i.e., it increases with increasing acidic properties of HX and with decreasing ICC stability. In accord with this, the synergic effect (S) for mixtures of HX with PSO (Fig. 2a) has the highest value for D2EHDTPA and the lowest value for DHPA. In a series of L (Fig. 2b) the effect increases (TAPO > 2NPO > DOSO > TPPO > TBP > DPSO) with increasing donor power of the oxygen atom in L (except for TPPO) characterized by the shift  $\Delta\nu_{\text{sym}}^{\text{OH}}$  of water in the IR spectrum upon the interaction of water with L in  $\text{CCl}_4$  (the values of  $\Delta\nu_{\text{OH}}^{\text{O}}$  are shown in the table).

Fig. 2. Synergic effect in the uranium extraction with mixtures of HX with PSO (a) and D2EHPA with L (b). HX concentration - 0.1 M, uranium concentration - 0.002M. a): (1) - D2EHDTPA, (2)-D2EHPA, (3) - A2EHPA, (4)- DHPA. b): (1)- TAPO, (2) - 2NPO, (3)-DOSO, (4)-TPPO, (5)-DPSO



The synergic effect at low uranium concentrations (region 1 in Fig.1b) is due to formation of addition complexes  $\text{UO}_2(\text{HX}_2)_2\text{L}$  for mixtures of D2EHPA with TBP [1], DOSO, or substitutional complexes  $\text{UO}_2\text{XHX}_2\text{L}$  and  $\text{UO}_2\text{X}_2\text{L}$  for more active TAPO [1] and 2NPO. As the uranium concentration increases this effect is replaced by the antagonistic one (region II) at U:HX ratio of 1:4 [2] which occurs as a result of the interaction of HX with L, an insufficient amount of HX to form a mixed complex, and other processes. In the second case, the high value of S and formation of substitutional complexes prevent occurrence of the antagonistic extraction. On the contrary, the small values of S in the mixtures of A2EHPA and DHPA with PSO result in the antagonistic region being in this case the only one up to complete HX saturation (Fig. 1b).


Noncation-exchange extraction. In all of the systems shown in Fig.1 a sharp increase of the uranium content in the organic phase is observed after saturation of HX with uranium (the highest values of



U:HX are equal for  $UO_2SO_4$  to  $0.452 \pm 0.003$  (D2EHPA),  $0.472 \pm 0.012$  (A2EHPA) and  $0.456 \pm 0.07$  (DHPA); for  $UO_2Cl_2$  they are equal to  $0.500 \pm 0.006$  and somewhat higher for  $UO_2(NO_3)_2$  in the case of D2EHPA). Judging by the presence of anions (inorganic) in the extract, the superstoichiometric extraction in region III is due to recovery of uranyl salts. The actual components of the synergic mixtures in the noncation-exchange extraction are polymeric salts  $(UO_2X_2)_p$  and L (after reextraction of the uranyl salts with water the values of U;HX for the mixtures HX+PSO and  $UO_2SO_4$  are equal to  $0.459 \pm 0.008$  (D2EHPA),  $0.462 \pm 0.005$  (A2EHPA),  $0.462 \pm 0.006$  (DHPA), for mixtures of D2EHPA with TBP and DOSO this value is equal to  $0.448 \pm 0.003$  and  $0.440 \pm 0.008$ , for these mixtures and  $UO_2Cl_2$  it is equal to  $0.500 \pm 0.006$ , almost coinciding with the above values). The regularities of the noncation-exchange extraction of the uranyl salts confirm the coordination nature of the new effect: the effect increases with decreasing dehydration energy of the uranyl salt anions ( $NO_3^- > Cl^- > SO_4^{2-}$ ) strictly according to the values of  $\Delta V_{OH}$  with the change of L and with decreasing ICC stability with the change of HX. Under optimum conditions the value of S reaches  $10^2$ .

The analogy of the synergic action of the acid and neutral components of the mixture in the extraction from diluted and concentrated solutions of uranyl salts indicates the same nature of these two effects both of which are determined by the acceptor properties of the uranium atom in monomeric  $UO_2(HX_2)_2$  and polymeric  $(UO_2X_2)_p$  complexes in the addition of, respectively, L and the coordination compounds of the uranyl salts with L due to the bridging anion.

Extraction with mixtures  $UO_2X_2$  and L. A quantitative description has been made for uranyl sulfate which is not extracted by the individual components of the mixture taken separately. The  $UO_2X_2$  salts in benzene solutions exist in the form of linear polymers whose uranium atoms are, according to Baes, coordinatively unsaturated. The addition of L and  $UO_2SO_4$  to the {U} units (acceptor centers) in the  $(UO_2X_2)_p$  polymer is considered:



The stoichiometric coefficients in (1) and (2) and the extraction constant (table) were obtained by a computer processing of a large amount of data for the uranium concentrations from 0.1 to 2.5M,  $UO_2X_2$  concentrations from 0.001 to 0.25M, and for L from 0.01 to 0.5 M (for TBP to 2M). A noticeable addition of L is observed for TAPO only ( $m = 1$ ,  $K_m = 130 \pm 20$ ). In the case of saturated solutions and at high L concentrations it is possible that each {U} unit will add even two

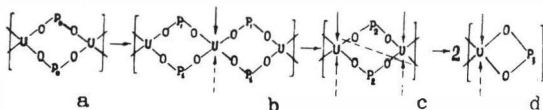
uranyl sulfate molecules. The qualitative dependences presented above for the mixtures  $HX+L$  at  $HX$  saturations are confirmed by the regularities observed in the extraction constant changes. In addition to this, as in the coordination extraction of uranium and other metals with neutral compounds, for different  $L$  there is a good linear correlation  $\lg K_1 = -1.60 +$

**Table 1.** Extraction constants of  $UO_2SO_4$  with mixtures of uranyl di-2-ethylhexylphosphate with  $L$  (\* and \*\* uranyl salts with DHPA and A2EHPA

L	$\Delta\nu_{OH},$ cm <sup>-1</sup>	$K_n = \frac{C_{UO_2SO_4}^{ex}}{C_{UO_2SO_4}^{in} \cdot C_L^n} / \alpha_{\pm} \cdot C_{UO_2} \cdot C_L^n$	
		n = 1	n = 2
DPSO	124	16 <sup>±2</sup>	
TBP	150	91 ± 8	590 ± 20
TBP*		25 ± 5	
DOSO	174	350 ± 50	
PSO		324 ± 16	880 ± 30
PSO**		64 ± 9	320 ± 50
PSO*		350 ± 40	
TPPO	196	480 ± 50	
2 NPO	224	(2.5±0.2) · 10 <sup>3</sup>	(5.8±0.2) · 10 <sup>4</sup>
TAPO	240	(2.9±0.2) · 10 <sup>4</sup>	

+ 0,0234  $\Delta\nu_{OH}$  (the correlation coefficient 0.99) ( $L$  as mixtures with uranyl di-2ethylhexylphosphate).

The NMR (<sup>31</sup>P) and IR data are consistent with addition of  $L$  and  $UO_2SO_4L_n$  to coordinatively unsaturated uranium atoms in the polymeric chain according to the scheme.



The polymeric chain with the bridging P=O-group is retained upon addition of  $L$  (except for TAPO) and  $UO_2SO_4L_n$  (concentration of the terminal units "d" is small). The numbers of the occupied and free uranium atoms in the chain determined experimentally from the integral intensities of  $P_0, P_1, P_2$  and  $P_3$  signals in NMR spectra were found to coincide with those calculated for a chaotic distribution of the molecules along the chain indicating an independent behaviour of the units. Conclusions based on a thermodynamical analysis, about the stoichiometry of the extraction and an insignificant addition of  $L$  are confirmed by quantitative determination of the number of units occupied by uranyl sulfate from NMR data (their ratio to the analytic  $UO_2SO_4$  concentration in the extract is 1) and by the IR based concentration of the bound  $L$  (TBP). The bands present in the IR-spectra and their similarity with the IR spectra of some dimeric sulfate complexes indicate addition of  $UO_2SO_4L_n$  to  $\{U\}$  via a bridging sulfato group.

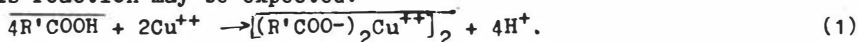
#### References

1. Liem D.H.// Acta Chem.Scand. 1968. Vol. 22. P. 773
2. Sato T.// J. Inorg.Nucl. Chem. 1964. Vol. 26. P. 311

G.Harel, N.Kress and G.Schmuckler, Department of Chemistry,  
Technion - Israel Institute of Technology,  
Haifa 32 000, Israel

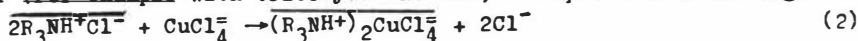
Copper salts can be efficiently extracted from dilute aqueous solutions by a mixed extractant, e.g. one composed of a long-chain carboxylic acid (2-ethyl caproic acid) and a long-chain tertiary amine (trioctyl amine) in a diluent of low polarity. The structure of the copper obtained with the aid of a mixed extractant differs completely from the kind of compound resulting from extraction by means of each extractant singly. The different structures and associated reactions in the cases in point are:

(a) With 2-ethyl caproic acid alone (a liquid cationic extractant) this reaction may be expected:



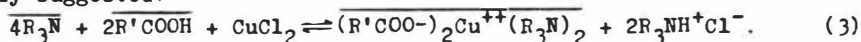
The dimer formed in the organic phase shows a strong absorbance at 680nm, which pertains to copper carboxylate.

(b) In the case of copper chloride extraction with an anionio exchanger (for example with trioctylamine HCl, a liquid anion exchanger):



the organic phase shows a strong absorbance at 425nm, which is typical for the tetrachloro cuprate ion.

(c) With a mixed extractant consisting of (a) and (b) and a diluent a species is formed that differs markedly from both (a) and (b), an absorbance at 725 nm being observed. The following reaction is tentatively suggested:



This reaction is easily reversed by shaking the organic phase with pure water - in contrast to case (a), in which the reaction can be reversed only by the addition of an acid, and to case (b), which requires the addition of a base.

Some relevant experiments were carried out in order to verify the changes occurring in the organic phase:

1) Distribution ratios of copper chloride in the presence of increasing chloride concentrations in the aqueous phase - for the case of  $\overline{R_3N}$  alone and for the mixed extractant.

- 2) Spectral shifts (in the visible region) occurring in the organic phase when the tertiary amine is added to copper carboxylate.
- 3) Changes in the carbonyl stretching vibration in the I.R. region - of the carboxylate alone compared with that of the mixed extractant.
- 4) NMR spectra of copper chloride in the mixed extractant show that both the two methylenic protons of the amine and the acid are shifted - as a result of copper binding.
- 5) Efforts are now being made to crystallize a mixed complex of copper amine acetate, the structure of which can be determined by X-ray crystallography.

The particular attractiveness in the application of mixed extractants lies in the facts that extraction - of copper in the case investigated - is enhanced, that the pH of the aqueous solution remains unchanged, and that it is simple to return the copper to the aqueous solution by reextracting with water.

The copper may be taken as a model for the other transition metals, which can also be efficiently extracted into mixed extractants of the type described.

From an investigation of the experimental data obtained with the different methods a common model evolved on the following lines: The liquid exchangers form a pseudo-micellar phase, in which the organic ions and water are dissolved. Reversed micelles comprising both functional groups are formed, in which the polar heads are directed inwards, while the aliphatic chains are directed outwards. The number of reversed micelles per unit volume is a function of the salt concentration.

The volume of the micelles remains constant in the temperature range, 12-32 deg.C. and is independent of salt concentration. The electrical conductivity of the salt-loaded organic phase is the result of a combination of thermic micelle-micelle collisions and ion transfer due to the external electrical field.

In most instances the findings obtained with one method confirmed those due to another. These findings assist in understanding the driving force of the reaction and in an efficient planning of its applications.

Chun-Hui Huang, An-Ping Deng, Chun-Hua Yan and Guang-Xian Xu, Research Centre of Rare Earth Chemistry, Peking University, China

1-Phenyl-3-methyl-4-acyl-pyrazolone-5 are effective extractants for metal ions. They are more easily to be synthesized and more effectively to be used in metals extraction than HTTA. Usually, synergistic extraction effect can be hopefully observed when they are used with some kinds of neutral ligands to extract metal ions. In this paper the synergistic extraction system of 1-phenyl-3-methyl-4-trifluoroacetyl pyrazolone-5 (HPMTFP) and triphenyl phosphine oxide (Ph<sub>3</sub>PO) has been investigated, and the crystal and molecular structure of the extracted complexes have been determined by four circle single crystal diffractometer, therefore, a direct evidence of synergistic

extraction effect has been obtained.

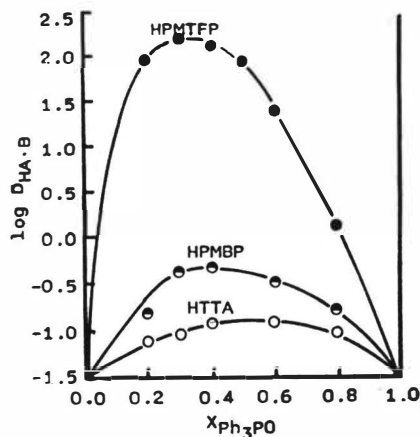


Fig.1. Synergistic extraction of neodymium with HPMTFP and Ph<sub>3</sub>PO

I. The synergistic extraction of Nd with diketones(HA) and Ph<sub>3</sub>PO(B): Under the conditions of 25±0.5°C, C<sub>Nd3+</sub>=1x10<sup>-3</sup>M, pH 3.81 and the total concentration of extractant C<sub>T</sub>=C<sub>HA</sub>+C<sub>B</sub>=1.0x10<sup>-2</sup>M, the total distribution ratio D<sub>T</sub> is determined, for the various mole fraction of Ph<sub>3</sub>PO X<sub>B</sub>=C<sub>B</sub>/C<sub>T</sub>. In this case, D<sub>T</sub> is known as D<sub>HA·B</sub>+D<sub>HA</sub>+D<sub>B</sub>. D<sub>HA</sub> and D<sub>B</sub> were deducted from D<sub>T</sub>. Plotting log D<sub>HA·B</sub> vs. X<sub>B</sub>, a synergistic extraction diagram was obtained as shown in Fig.1, and the equilibrium constants were shown in Table 1. It can be seen that the larger the acidity of diketone is, the more drastic synergistic effect can be observed.

Table 1. The synergistic extraction equilibrium constants of neodymium with diketones (HA) and Ph<sub>3</sub>PO (B)

HA:B	log D <sub>HA·B</sub>			log K <sub>HA·B</sub>		
	HPMTFP	HPMBP	HTTA	HPMTFP	HPMBP	HTTA
7:3	2.217	-0.355	-1.057	4.563	0.747	-0.318
6:4	2.092	-0.321	-0.945	4.209	0.735	-0.239
4:6	1.380	-0.494	-0.946	4.179	0.677	-0.045
Average				4.317	0.720	-0.201

II. The crystal and molecular structure of the extracted complexes: It was reported previously that the ratio of Nd to HPMTFP is equal to 3 in the extracted complex when HPMTFP was used to extract rare earths [1]. The single crystal of the extracted complex of the  $\text{Nd}(\text{PMTFP})_3 \cdot 2\text{H}_2\text{O}$  has been synthesized, and the crystal and molecular structure has been determined by single crystal X-ray diffraction techniques [2]. The crystal is monoclinic with space group  $\text{P}2_1/c$ ,  $a=17.799(9)$ ,  $b=12.661(6)$ ,  $c=18.691(7)$  Å;  $\beta=102.71^\circ$ ,  $V=4108.8$  Å<sup>3</sup> and  $Z=4$ . The central Nd atom is coordinated by 8 oxygen atoms, six of them are from three  $\text{PMTFP}^-$  groups, and the rest two are provided by two water molecules. The oxygen atoms take a square antiprism arrangement around the Nd.

Experimental results show that the synergistically extracted complex  $\text{Nd}(\text{PMTFP})_3 \cdot 2\text{Ph}_3\text{PO}$  is triclinic with space group  $\text{P}\bar{1}$ ,  $a=12.880(4)$ ,  $b=13.649(7)$ ,  $c=21.670(5)$  Å;  $\alpha=93.14(3)$ ,  $\beta=91.63(2)$ ,  $\gamma=115.99(4)$ ,  $V=3413.6$  Å<sup>3</sup> and  $Z=2$ . In the complex, Nd atom is coordinated by eight oxygen atoms, and the polyhedron keeps the same geometrical configuration as that in  $\text{Nd}(\text{PMTFP})_3 \cdot 2\text{H}_2\text{O}$  [3].

Table 2. The comparison of the selected bond lengths in the extracted complexes

Bonds	$\text{Nd}(\text{PMTFP})_3 \cdot 2\text{H}_2\text{O}$		$\text{Nd}(\text{PMTFP})_3 \cdot 2\text{Ph}_3\text{PO}$	
	lengths(Å)	average value	lengths(Å)	average value
Nd-O <sub>w</sub>	2.571(10) 2.539(9)	2.555(10)		
Nd-O <sub>p</sub>			2.359(2) 2.391(2) 2.480(2)	2.375(2)
4th-position Nd-O	2.503(8) 2.378(10) 2.452(10)	2.444(10)	2.477(2) 2.499(2)	2.485(2)
5th-position Nd-O	2.379(7) 2.326(10) 2.388(11)	2.364(11)	2.420(2) 2.342(2) 2.312(3)	2.356(3)
4th-position C-O	1.229(14) 1.247(15) 1.241(13)	1.239(15)	1.267(4) 1.206(4) 1.223(4)	1.235(4)
5th-position C-O	1.275(13) 1.310(20) 1.380(20)	1.322(20)	1.262(5) 1.272(4) 1.227(4)	1.254(5)

The comparison of the selected bond lengths are listed in table 2. Data show that Nd-O<sub>p</sub> bond is shorter than Nd-O<sub>w</sub> bond evidently. It is the result of the bigger coordination capability of  $\text{Ph}_3\text{PO}$  as compared

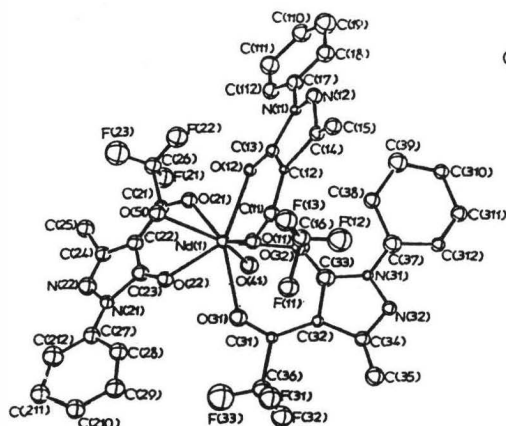


Fig.2. The molecular structure of  $\text{Nd}(\text{PDTFP})_3 \cdot 2\text{H}_2\text{O}$

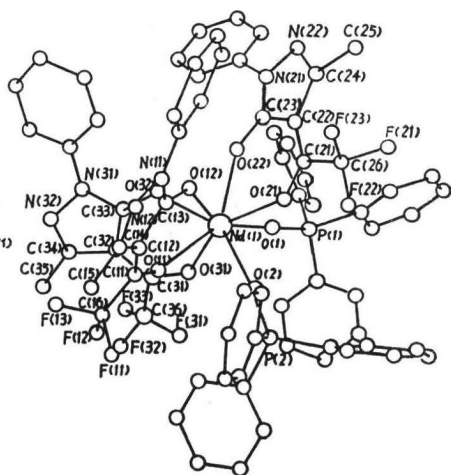


Fig.3. The molecular structure of  $\text{Nd}(\text{PDTFP})_3 \cdot 2\text{Ph}_3\text{PO}$

with that of the water molecule. The rest of the six Nd-O bond can be separated into two sets, the Nd-O bonds which close to  $\text{CF}_3$  group are longer than those which located at 5th-position of the pyrazolone. On the other hand, the C-O bonds which close to  $\text{CF}_3$  group are shorter than those which located at 5th-position of the pyrazolone. This fact may be caused by the stronger negativity of the  $\text{CF}_3$  group.

III. Conclusion. A direct evidence of synergistic extraction effect in the system of  $\text{HPMTFP}-\text{Ph}_3\text{PO}-\text{Nd}(\text{NO}_3)_3$  has been obtained. The replacement of the two water molecules in the extracted complex by the two hydrophobic  $\text{Ph}_3\text{PO}$  molecules leads to the synergistic extraction effect. The increase of the solubility of the extracted complex in the organic phase results in the increase of the  $\log K$  from -4.63 ( $\log K_{\text{HA}}$ ) to 4.32 ( $\log K_{\text{HA}\cdot\text{B}}$ ).

This project was supported by The National Science Foundation of China.

#### References

1. Chun-Hui Huang, Henry Freiser. // Solvent Extraction and Ion Exch. 1986. Vol.4(1). P.41-59.
2. Fang-Ming Miao, Xiao-Lan Liu, Chun-Hui Huang, An-Ping Deng, Guang-Xian Xu (to be published).
3. Chun-Hui Huang, An-Ping Deng, Guang-Xian Xu, et al. // Inorg. Chem. 1986. Vol.2, N 4. P.81-83.

D.I.Skorovarov, V.S.Ulyanov, N.M.Mescheryakov, V.A.Lagutenkov,  
M.V.Mikheyev, All-Union Research Institute of Chemical Technology,  
State Committee on Utilization of Atomic Energy, Moscow, USSR

A considerable part of literature on extraction is allotted to the advantages of metal extraction mechanism, however, is not enough developed [1,2]. Due to experimental difficulties of metal complexes stoichiometry identification in solutions containing mixtures of phosphororganic compounds (POC), while interpreting results of extraction equilibrium, the conclusions of composition and relative concentration of complexes forming in the organic phase are often based on speculative conceptions.

It was the object of the present work to establish stoichiometry and concentration of associates existing in such extraction systems as di-2-ethylhexylphosphoric acid (D2EHPA) - tributylphosphate (TBP) (trioctylphosphin oxide (TOPO)), as well as complexes formed after extraction of uranium (VI) from sulphuric acid solutions. For this purpose the NMR spectrometric investigations of extracts and model solutions of the D2EHPA-TBP(TOPO)- $UO_2SO_4$  system ( $CCl_4$  as solvent) were carried out.  $^{31}P$  NMR spectra were recorded with CXP-100 Bruker spectrometer. As a standard the 80%  $H_3PO_4$  was used.

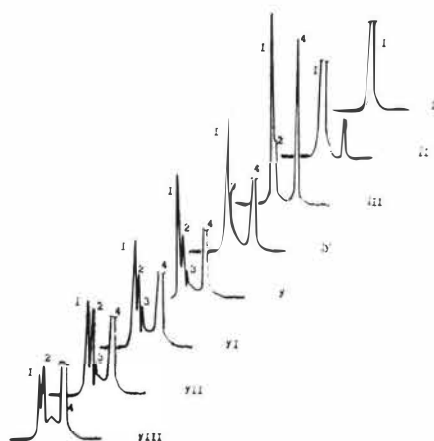
In studying the mechanism of phosphororganic extractants coordination they took into account hypothesis that in bond-forming by the quadri coordinated phosphorus atom its 3d-orbitals take part. It was established for D2EHPA, TBP and other phosphates containing  $PO_4$ -group that complex formation may be accompanied by screening intensification of a phosphorus atom due to filling out its 3d-level by  $2p\pi$ - $3p\pi$  electrons of the oxygen atoms, which do not participate in bonds formation with an electron acceptor, e.g.  $\delta^{31}P$  (NaD2EHP) = -0.3ppm,  $\delta^{31}P$  (TBP  $HNO_3$ ) = -2.5ppm ( $\delta^{31}P$ (D2EHPA) = 1.9ppm,  $\delta^{31}P$ (TBP) = 0.5ppm).

Study on molecular association in the extraction system D2EHPA - TOPO has shown that equilibric existence of such complexes as TOPO 2D2EHPA, TOPO D2EHPA and D2EHPA 2TOPO takes place in  $CCl_4$  solution depending on the component relative contents in the mixture. In this case the formation of hydrogen bond between D2EHPA and TOPO is accompanied by  $^{31}P$  signal shift of the acid towards the strong field region. Similar measurements of the electron screening of D2EHPA and TBP functional groups of the phosphorus atom let us deduce that the acid-base interaction is practically absent in this system.

Figs. 1 and 2 show  $^{31}P$  NMR spectra of the simulated systems  $UO_2(D2EHP)_2$  (uranyl di-2-ethylhexylphosphate) - TBP (fig.1) and  $UO_2(D2EHP)_2$  - TOPO (fig.2), analysis of the chemical shift variations

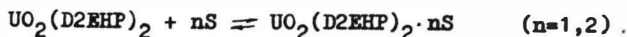


and the relative integral intensity of phosphorus signals made of these spectra allows to determine the stoichiometry and the contents of forming compounds. The cited data show that in a solution containing uranyl D2EHPosphate and neutral phosphororganic base the neutral POC



**Fig.1.**  $^{31}\text{P}$  NMR spectra of the simulated  $\text{TBP}\cdot\text{UO}_2(\text{D2EHP})_2$  system upon ingredient proportion: I - 0, II - 0.4, III - 0.8, IV - 1.7, V - 3.3, VI - 5.0, VII - 6.7, VIII - 10.0

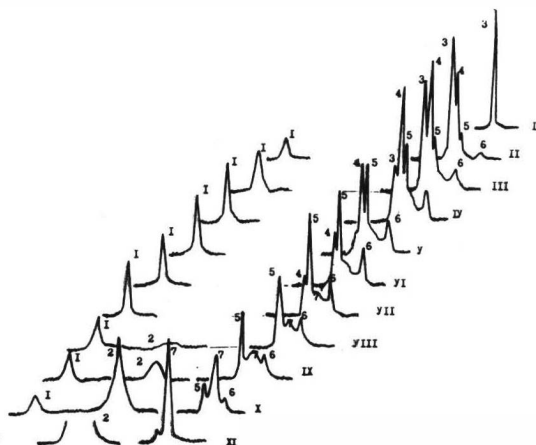
(NPOC) molecules take part in an additional solvation of salt molecules. Stability and stoichiometry of the new-formed solvates depend to a great extent on electrodonating ability of the phosphororganic base (TBP or TOPO). In the case of  $\text{UO}_2(\text{D2EHP})_2\text{-TBP}$  system a comparatively low stability ( $k \approx 20$ ) of  $\text{UO}_2(\text{D2EHP})\cdot\text{TBP}$  and  $\text{UO}_2(\text{D2EHP})_2\cdot 2\text{TBP}$  complexes is the reason that a greater part of  $\text{UO}_2(\text{D2EHP})_2$  salt and TBP molecules are in a noncoordinated form in the solution (fig.1). A use of TOPO as solvating additive leads to the complete shift of equilibrium towards formation of  $\text{UO}_2(\text{D2EHP})_2\cdot\text{TOPO}$  ( $k \approx 10^2$ ) and  $\text{UO}_2(\text{D2EHP})_2\cdot 2\text{TOPO}$  ( $k \geq 10^4$ ) complexes



At that the appearance of signal in  $^{31}\text{P}$  NMR spectra of  $\text{UO}_2(\text{D2EHP})\text{-TOPO}$  system in a strong field region (-1.0ppm) and its integral intensity symbate variation regarding solvates concentration allows to suppose existence of complexes in a state of two tautomeric forms



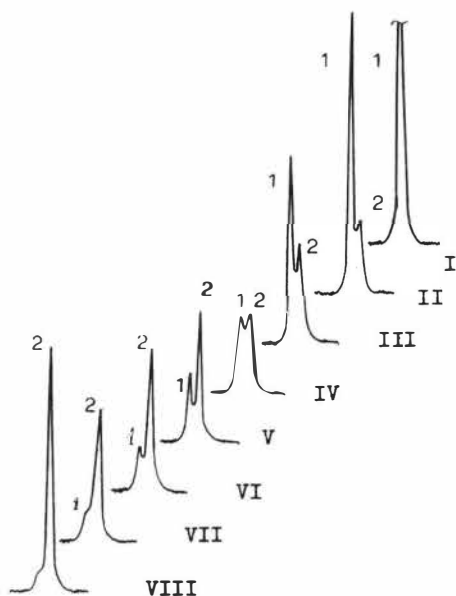
with covalent and ion bonded D2EHPA acid residues. In the presence of TOPO excess an increase of the medium polarity leads to intensification of exchange between ionic and molecular forms of  $UO_2(D2EHP)_2 \cdot 2TOPO$  complex and to simultaneous increase in the ionic form part  $[UO_2 \cdot 2TOPO]^{2+} \cdot (D2EHP)_2^{2-}$  (fig.2).



**Fig.2.**  $^{31}P$  NMR spectra of the simulated  $TOPO-UO_2(D2EHP)_2$  system upon ingredient proportion: I - 0, II - 0.3, III - 0.5, IV - 0.7, V - 0.8, VI - 1.0, VII - 1.3, VIII - 1.7, IX - 2.0, X - 3.3, XI - 5.0, XII - 10.0

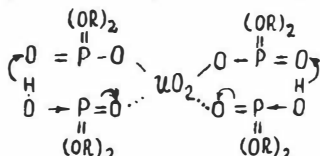
As compared with simulated systems in real extracts prepared by shaking of the organic phase with the uranyl sulfate water solution ( $pH=2$ ,  $[U(VI)]=20g/dm^3$ ) some differences in  $^{31}P$  NMR spectra are observed only for D2EHPA-TOPO. In this case beside the main extractable U(VI) forms typical for simulated systems ( $UO_2(D2EHP)_2 \cdot TOPO$  and  $UO_2(D2EHP)_2 \cdot 2TOPO$  solvates) one can also observe formation of  $UO_2(HSO_4)_2 \cdot 2TOPO$  and  $UO_2(D2EHP)(HSO_4) \cdot 2TOPO$  complexes.

Fig. 3 shows  $^{31}P$  NMR spectra of  $UO_2(D2EHP)_2 - D2EHPA$  system, the analysis results of chemical shifts and phosphor signals integral intensity variations which were further used to interpret  $^{31}P$  NMR spectra of real extracts with different uranium (VI) equilibric concentration in the organic phase. It was established that D2EHPA molecule polarization owing to P=O group coordination to uranyl ion leads to



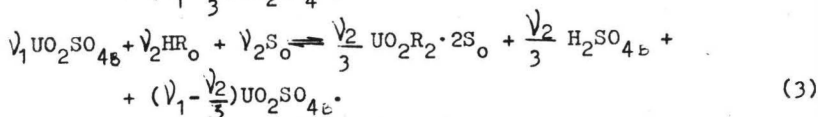
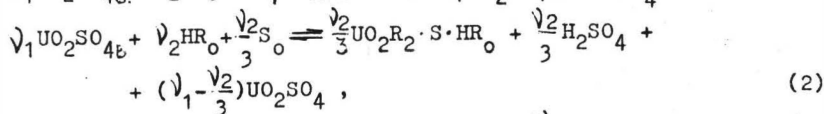
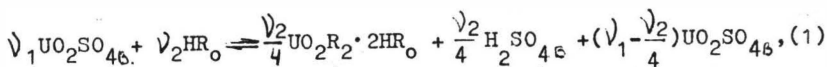
**Fig.3.**  $^{31}\text{P}$  NMR spectra of the simulated  $\text{D2EHPA-UO}_2(\text{D2EHP})_2$  system upon ingredient proportion: I - 0, II - 0.2, III - 0.3, IV - 0.5, V - 0.7, VI - 1.0, VII - 1.3, VIII - 1.

intensification of its protondonating properties and as a result to formation of a strong hydrogen bond with phosphoryl group of acidic uranyl D2EHPosphate residue.



The latter is the reason of decrease of the D2EHPA active concentration in the solution and decrease

of the extracting ability of the organic base. The presence of a neutral base in the extraction system leads to blocking of the coordination center for free D2EHPA molecules to uranyl ion, to the increase of the active acid concentration resulting in additional uranyl D2EHPosphate molecules solvation and formation of  $\text{UO}_2(\text{D2EHP})_2 \cdot n\text{S}$  type complexes and as a result to extraction of the additional quantities of U(VI) into the organic phase. On the whole synergistic extraction process equilibrium depending upon basicity and concentration of solvating additive can be expressed by the following scheme:



#### References

1. Murinov Yu.I., Nikitin Yu.Ye., Kuvatov Yu.G., Rosen A.M., Spirikhin L.V., Zaev Ye.Ye.//Radiochimia. 1981. Vol.23. P.33-37.
2. Limer A.E., Janzen A.F., Marat K.//Inorg.Chim.Acta. 1986. Vol.114. P.211-214.

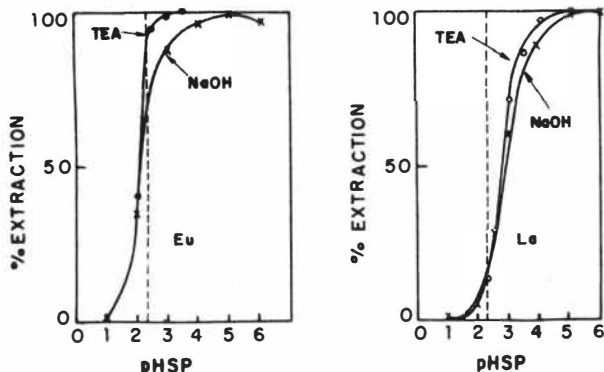
W. Martins, A.C. Neto, Instituto de Química, Universidade Estadual de Campinas  
 (UNICAMP), Campinas, Brazil

Introduction: the extraction of metal ions in conventional liquid-liquid extraction is a function of the pH of the aqueous phase, regardless of the base employed, unless secondary complexation takes place. In Single-Phase (SP) extraction [1] we have observed that this does not hold true, and this study investigates the role of the base on the variation of the percent of metal ion extracted. Fe, Co, Cu [1,2], Cr, Mn [3], Y, La, Pr, Eu and Gd [4] have been quantitatively extracted and some good separations obtained. The technique consists of preparing, initially, an SP solution made up of water, containing the metals ions to be extracted, an organic solvent immiscible with water, containing the complexing agent, and a third solvent miscible with both water and the primary organic solvent [1]. After the acidity of the SP solution is adjusted, an excess of water is added to promote both phase separation and extraction. The organic extract contains the chelates formed. The need for controlling the SP solution acidity (an aquo-organic medium of low dielectric constant) led us to propose an arbitrary working scale of pH, denominated pHSP, which varies, of course, with the solvents employed and with their relative ratios in the SP solution. The pHSP is measured with a combined (glass and calomel) electrode. After calibrating the pHmeter with standard aqueous solutions, the electrode is immersed in the SP solution and the reading is taken as the pHSP. In order to prevent hydrolysis of some metal ions during the preparation of the SP solution, the aqueous phase is generally acidified with a few drops of concentrated acid. After preparation of the SP, the desired pHSP is then obtained by the addition of a base. Variation of the % E and of the shape and position of the extraction curves have been observed, due to the use of different inorganic bases (viz. ammonia and borax [1]), but not to the extent of affecting the separation factor of any pair or group of metal ions. However when triethanolamine (TEA) was used [3], drastic modifications were observed. In the separation of La from Eu

Fig. 1

Single-Phase  
 Extractions curves  
 of La and Eu

Addition of:  
 NaOH: x  
 TEA: o



using TTA, the form of the extraction curves changed significantly. Depending on the base employed (NaOH or TEA), the separation factor could be doubled [4].

**Results and Discussion:** Table 1 shows the percentage of extraction of Ni using the system: methylisobutylketone (MIBK), ethanol, water, TTA, when diverse bases are used to regulate the pHSP.

**Table 1.** Single-Phase extraction of Ni with TTA using diverse bases to regulate acidity. Ratio (v/v) Mibk:ethanol:water:5.0:7.5:2.0

pHSP	% Extraction of Ni				
	NaOH	NH <sub>4</sub> OH	MEA	DEA	TEA
2.0	0	0	2	6	4
3.0	5	23	32	41	49
4.0	45	69	71	74	80

MEA: Monoethanolamine      DEA: diethanolamine

From these results and the shape of the extraction curves of La and Eu (Fig. 1) one finds an indication of a region of pHSP where the effect of TEA toward the complexation is a maximum, i.e. between pHSP 2 to 3. Natural a priori assumptions were: (1) different degrees of hydrolysis; (2) adduct formation (i.e. metal/TTA/base); (3) formation of an intermediate complex which would more easily react with TTA and (4) the possibility that the base itself could form extractable species. Experiments showed that none of these effects, by itself, could account for the results. Tests showed that TEA, in the absence of TTA, does not extract Ni at all, so this possibility can be ruled out. According to possibilities (2) and (3) an excess of neutralized TEA added to the SP solution should increase the % E. The results are presented on Table 2.

**Table 2.** Single-Phase extraction of Ni with TTA as a function of neutralized TEA added (1 M solution of TEA, pH 7.0)

pHSP regulated with	% Extraction of Ni				
	ml of neutralized TEA added:				
	0.0	0.5	1.0	1.5	2.0
NH <sub>4</sub> OH	23	19	19	23	19
TEA	49	29	34	24	29

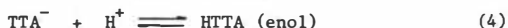
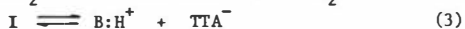
These results are quite intriguing: for NH<sub>4</sub>OH the %E practically does not change, while for TEA it clearly decreases with added TEA. Data was also obtained showing that if the Ni species are added after regulating the pHSP, TEA still promotes a higher percentage of extraction than NH<sub>4</sub>OH, which shows that the hydrolysis problem, if there is any, is a minor one. Mixtures (v/v) of NH<sub>4</sub>OH and TEA show an almost linear relationship between the % TEA present in the mixture and the increase in %E. This means that the TEA effect is purely additive, which should be expected for the case of adduct formation, but not for the presence of an intermediate complex that would be formed and disrupted without relation to stoichiometry.

At this point of our investigation it was decided to check whether there could

be any influence from the kind of base employed toward the chelate itself. SP solutions containing  $10^{-5}$  M TTA were prepared, the pHSP was set to 1.0 with  $\text{HNO}_3$  and then raised to several different values with either NaOH or TEA (here NaOH was used so that the results would be compared with the data of Zebroski [5]).

Spectra were taken down to 330 nm since, below this, the absorption of MIBK and  $\text{HNO}_3$  is too high. Reference solutions were without TTA. Fig. 2 presents the spectra obtained, and the differences in shape relative to the two bases employed is noteworthy. Since evidence of the species present might appear below 300 nm, spectra were also obtained, from 200 to 400 nm, of SP solutions of cyclohexane, ethanol, water (acidified with HCl), with TTA. Two of these spectra are presented in Fig. 3. According to Zebroski [5], King and Reas [6] and Healy et al [7], these spectra can be assigned to the hydrate form of TTA, plus, possibly, to small amounts of the enol form. Assuming that in the SP solutions (with either MIBK or cyclohexane) TTA is present in the initial acid solution largely as the hydrate, one can follow what is happening in the spectra of Fig. 2 in the range from 300 to 400 nm. At pHSP 1.0, there is no base present. As NaOH or TEA are added, the absorbance decreases. With the continuing addition of NaOH it continues to decrease. One can suggest the formation of more hydrate, which has a lower absorptivity in this region [5], at the expense of the enol form present in solution. This is a sound possibility, since the bases are added as aqueous solutions. On the other hand when TEA is added, there is an increase in absorbance above pHSP 2.0 and although the solutions are still acid, this means conversion of the hydrate to enol and/or enolate ion, the reacting species in metal ion complexation.

Conclusion: denoting by B: any of the nitrogenated bases, and by HTTA the protonated TTA species, the following equations may be formulated:



It has been reported [5] that the rate of conversion of the hydrate to enol is a slow one, although the reverse reaction is quite fast. The above equations could explain why B: produces enough enolate ion to be observed in the spectra and also to react with the metal ion at lower acidities. (I) probably does not react with the metal ion (Ni in the case) for, as the results in Table 1 show, the increase in the concentration of neutralized TEA ( $\text{B:H}^+$ ) leads to a decrease in the extraction of Ni. This is evident from equation (3), in which the equilibrium is shifted to the left, preventing the formation of enough  $\text{TTA}^-$ . Depending on the strength of the nitrogenated base, the concentration of B: varies accordingly: the weaker the base, the larger the concentration of B:, and the greater the amount reacting with the hydrate to form species (I). The strongest effect of TEA is around pHSP 2-3. This may be a characteristic of this base, and MEA and DEA, as well as other bases not studied here, could show a stronger effect in other pHSP ranges. This indicates new and interesting separation studies to be undertaken.

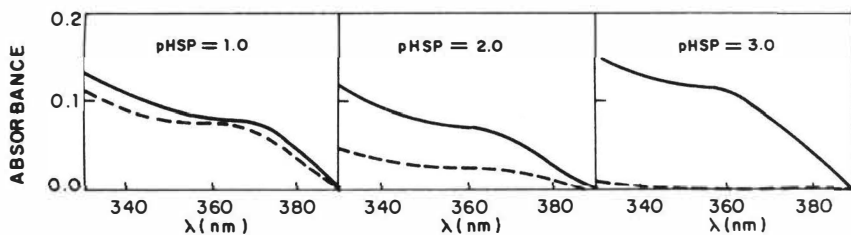


Fig. 2. Spectra of SP solutions of  $10^{-5}$  M TTA. System MIBK/ethanol/water. NaOH: - - - TEA: - - - -

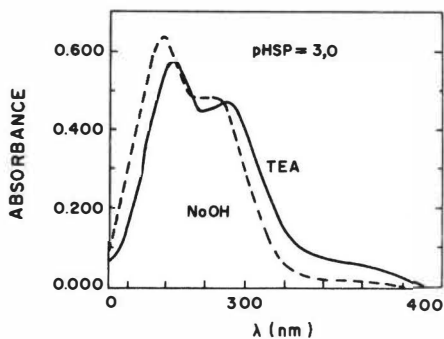
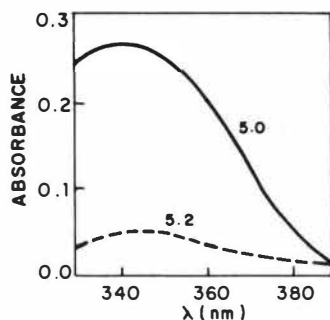
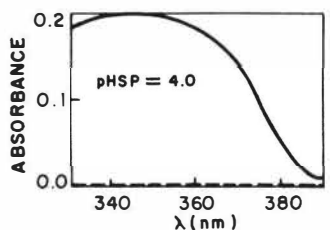


Fig. 3. Spectra of SP solutions of  $10^{-5}$  M TTA. System cyclohexane/ethanol/water. NaOH: - - - TEA: - - - -

#### References

1. Martins W.//Doctorate thesis. Unicamp, SP, Brazil. 1974.
2. Silva J.F.//Master thesis. Unicamp, SP, Brazil. 1978.
3. Eiras S.P.//Master thesis. Unicamp, SP, Brazil. 1983.
4. Martins W., Reis E.L.//Paper Pittsburgh Conference. Pittsburgh, 1984. Abstract 337.
5. Zebroski E.L.//Report AEC-USA BC-63. 1947.
6. King E.L., Reas W.H.//J. Amer. Chem. Soc. 1951. Vol. 73. P. 1806.
7. Healy T.W. et al.//J. Inorg. Nucl. Chem. 1962. Vol. 24. P. 1429.

V.I. Golovanov, Chelyabinsk State University, Chelyabinsk, USSR

Difficulties of the quantitative description of metal extraction by dialkylphosphoric acid (DAPA) at molar ratio of metal to acid near to saturation are explained by considerable extracting form association in extracts. It is more often supposed that coordination polymers to be formed. But some facts contradict the polymer theory [1-4]. Thus, di-n-butyl- and di(2-ethylhexyl)phosphate of copper in anhydrous solvents are in a polymeric form. But while saturation with water the associates  $Cu_4(DAP)_8 \cdot hH_2O$ , where  $h=4+8$  depending on nature of salts and a solvent, arise. These transformations are accompanied by sharp decreasing of viscosity. Dialkylphosphates extract water and electrolytes into the organic phase. Table 1 gives some examples of previously called acceptor extraction [1].

Similar effects are known for some micellating SASs. According Eicke, water and electrolytes solubilization with micelles of reversed type is quantitatively explained by the electrostatic theory [5]. Biphilic nature of DAP anions and strain of the chelate rings in complexes

Table 1. Solubilization of water and electrolytes by di(2-ethylhexyl)phosphate and di-n-butylphosphate solution

System	H <sub>2</sub> O : M	X : M
CuA <sub>2</sub> -C <sub>7</sub> H <sub>8</sub> -5,5M NaCl	3 : 2	1 : 8
ZnA <sub>2</sub> -CCl <sub>4</sub> -4M KCl	-	1 : 10
CoA <sub>2</sub> -CCl <sub>4</sub> -6,2M KJ	-	1 : 20
CdR <sub>2</sub> -C <sub>7</sub> H <sub>8</sub> -H <sub>2</sub> O	1 : 2	-
CoR <sub>2</sub> -C <sub>7</sub> H <sub>8</sub> -4M KCl	3 : 2	1 : 30
NiR <sub>2</sub> -C <sub>7</sub> H <sub>8</sub> -H <sub>2</sub> O	11 : 1	-

may lead to decreasing of solution free energy mostly because of micellation. The micellation it self may cause special regulars of metal extraction by DAPA and extraordinary effects of coextraction.

In this work we study the micellation of di-n-butyl- (MA<sub>2</sub>) and di(2-ethylhexyl)phosphates (MR<sub>2</sub>) with number of cations (Co<sup>2+</sup>, Ni<sup>2+</sup>, Cu<sup>2+</sup>, Cd<sup>2+</sup>, Zn<sup>2+</sup>) in water and extracts and also the regulars of their distribution in water and organic solvent (n-heptane, toluene, tetrachloromethane etc.) under V<sub>o</sub>:V<sub>w</sub>=1:1 and 25°C. The procedure of experiment is described in detail in [3,4].

According to conductometric and tensiometric data the DAPA in water are ionogen micellation SASs (MSASs). Critical micelle concentrations (CMC) of MA<sub>2</sub> depend but little on counter-ion and are in the range of (5-7) 10<sup>-2</sup>M. CMC of EHPA salts change to some extent in the row of cations but don't exceed 5 10<sup>-4</sup>M, table 2.

The shift equilibrium method, noted in table 2, was worked by finding the concentration dependences of the turbidity of solutions



containing the surplus of counter-ion  $M^{2+}$  and variable quantities of  $R^-$ . The CMC in pure salt solution was found from the parameters of pseudophase micellation model equation [6]:

$$\lg(\text{CMC}) = -\lg K_m - K_g \lg(M^{2+}), \quad (1)$$

with  $K_m$  - a micellation constant,

$K_g$  - bounding parameter of counter-ion with micelle.

Table 2. CMC of  $M(\text{EHPA})_2$  in water ( $10^{-4}$ )

Method	Salt				
	ZnR <sub>2</sub>	CuR <sub>2</sub>	CdR <sub>2</sub>	CoR <sub>2</sub>	NiR <sub>2</sub>
Shift equilibrium	0,32	0,8	2,2	3,2	3,5
Conductivity	-	0,68	2,4	3,8	-
Surface tension	-	-	-	3,2	3,7
Turbidity	-	-	2,6	-	-

Experimentally there were revealed three types of distribution isotherm, namely oleophilic (O), hydrophilic (H) and amphiphilic (A) MSASs. Their characteristic features are shown in Fig.1. The  $\text{ZnA}_2$  distribution lead to big micelle formation in organic phase (inertia radius ( $R_g$ ) according to dispersion of Roentgen rays data \* equals 20nm).  $\text{NiA}_2$  because of its small extractability forms micelles only in water,  $R_g=30\text{nm}$ . It is characteristic for  $\text{CuA}_2$  to have big associates in water ( $R_g=22\text{nm}$ ) and small ones in extracts ( $R_g=1\text{nm}$ ).

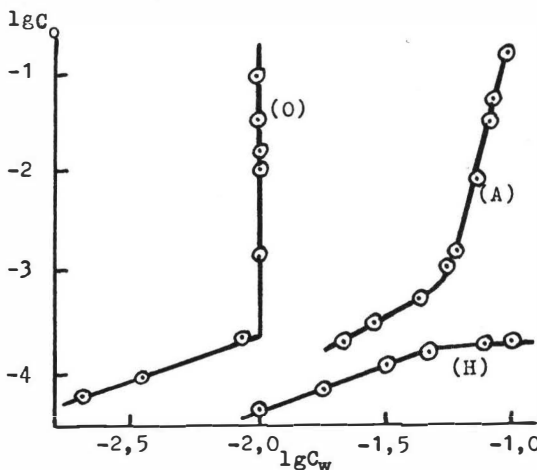


Fig.1. The dibutylphosphates of Zn(O), Cu(A), Ni(H) distribution in  $\text{H}_2\text{O} - \text{CCl}_4$ -system

The distribution isotherms of oleophilic and hydrophilic MSASs can be easily explained by the pseudophase micellation model in organic and water phases correspondingly. The distribution isotherms of amphiphilic MSASs are difficult to explain. From point of view of pseudophase model it is extraordinary that the  $\text{CuA}_2$  extraction sharply increases within the bounds of its CMC in water ( $\text{CMC}_w$ ). This type of isotherm can be described by the empirical equation:

$$C_o = K (C_w - \text{CMC}_w), \quad (2)$$

with  $K$  - a constant.

\* Experimental by A.I. Golovanov.

We may think that extraction isothermes classification is of general character. The same phenomenon can be noticed in the process of distribution of cetylpyridinium bromide (CPB) between water and n-octanol and heptane mixtures (Fig.2). With increasing of solvent agent the isotherm type changes. The curves breaks, like in the previous example, can be found not far from CMC of cetylpyridinium bromide in water which was found by potentiometric method. This in water saturated with n-octanol, CMC equals  $4,8 \cdot 10^{-4}M$  and corroborates with the break of curve 1. The curves 2 and 3 break at concentrations different from CMC not more 1,5 times. The equation (2) is right for upper parts of these curves.

The distribution ratios of EHPA salts are described by equation (3):

$$D = C_o / (K^{-1}C_o + CMC_w), \quad (3)$$

which is derived from the equation (2). Some examples are given in Fig.3. If toluene is substituted for another nonpolar solvent the character of curves remains the same. The stoichiometry of the salts in experiment was in the limits of  $1:2 \pm 0,02$ . Besides, microadmixtures soluble in water were washed from  $MR_2$  until the distribution ratios became constant. In all the experiments water phase had pH 6,5  $\pm$  0,7. It indicates that the two-phase hydrolysis is weak. It is shown by special experiments that M:R ratio around CMC equals 1:2 within the analysis errors.

It is noted, according to  $R_g$ , that the micelles in organic phase are small: 4,5 ( $ZnR_2$ ); 3,1 ( $CdR_2$ ); 1,7 ( $NiR_2$ ); 1,5 ( $CoR_2$ );

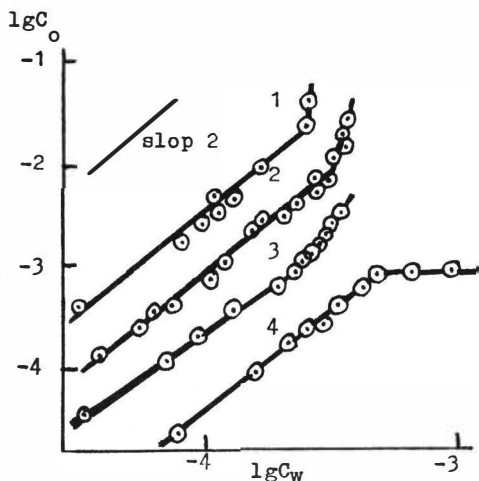


Fig.2. CPB extraction with heptane according to volume fraction of n-octanol: 1-0,5; 2-0,3; 3-0,2; 4-0,1

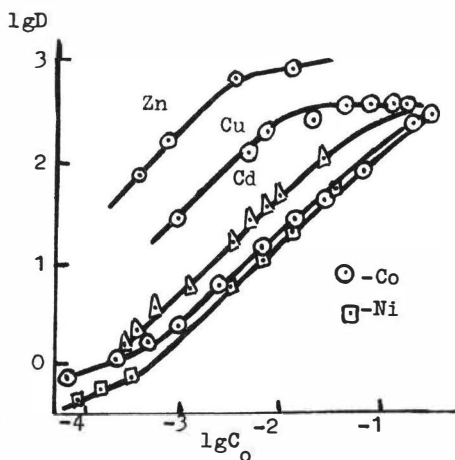


Fig.3. The EHPA salts distribution in  $C_7H_8-H_2O$ -system. The lines - are from the equation (3)

1 nm ( $\text{CuR}_2$ ). Besides, the micellar character of organic phase is shown by the spasmodic deviation from Beer's law in toluene extracts absorptivity, at  $\text{CoR}_2$  concentration  $5 \cdot 10^{-4} \text{M}$  ( $\lambda = 288 \text{nm}$ ). Obviously it is a CMC of  $\text{CoR}_2$  in toluene phase. In Fig.3 it is seen that the curve 4 breaks just at this concentration. Probably the curve breaks in accordance with the change from coordinating to micellar distribution mechanism.

CMC of  $\text{MR}_2$  in water calculated by equation (3) accord with then independent valuations, see Table 2 and 3. There is a linear correlation between extractivity and micellation ability of EHPA salts. It is well-defined in the CMC area, when the equation is fulfilled:

$$D = C_0 / \text{CMC}_w . \quad (4)$$

Table 3. CMC ( $10^{-4} \text{M}$ ) of EHPA salts according to distribution between water and organic solvent data

$\text{ZnR}_2$	$\text{CuR}_2$	$\text{CdR}_2$	$\text{CoR}_2$	$\text{NiR}_2$
<u>Toluene</u>				
0,04	0,3	2,0	3,5	5,0
<u>n-Heptane</u>				
0,22	1,0	-	4,0	-

Amphiphilic MSASs, which have smaller CMC in water are extracted better. Extraction of such SAS molecules to micelles "phase" is somewhat similar to extraction into nonpolar solvent phase.

The results of investigation show that during the quantitative description of

metal extraction with DAPA it should be borne in mind the possibility of its micellar association, both in organic and water phases.

#### References

1. Michailov V.A., Golovanov V.I., Volk V.N. et al. // *Izvest. Sibirsk. Otdel. Akad. Nauk SSSR. Ser. Khim. Nauk.* 1981. Vol.7. P.1169.
2. Golovanov V.I., Gushina O.V. // *Zh. Neorg. Khim.* 1982. Vol.27. P.2623.
3. Golovanov V.I., Golovanov A.I., Leuchin S.G. // *Zh. Neorg. Khim.* 1986. Vol.31. P.2594.
4. Golovanov V.I., Ishimova I.N. // *Zh. Neorg. Khim.* 1987. Vol.32. P.141.
5. Eicke H.F. // *J. Colloid. Interface Sci.* 1975. Vol.52. P.65.
6. Shinoda K., Nacogawa T. et al. *Colloidal surfactants.* New York: Academic press, 1963.

B.Gorski, N.Gorski, Chr.Winde  
 Joint Institute for Nuclear Research, Dubna, USSR

The extraction methods are of high importance for the separation of products of nuclear reactions.

Phosphine oxides or quarternary ammonium salts are successfully used for quantitative extraction of lanthanides (REE) and transplutonium elements (TPE) from concentrated salt solutions or for separation of these elements. A high selectivity of TPE- and REE-extraction with trioctylphosphine oxide (TOPO) towards fission products and other elements is reached when strong complexing agents such as diethylenetriaminopentaacetate (DTPA) and lactic acid are added. Investigations on the extraction properties of TPE and REE with TOPO-DTPA-lactic acid and Aliquat 336 using various salting-out agents have been carried out earlier [1]. In the present work a possibility of theoretical elucidation of the experimental material is discussed.

These extraction systems, which are of a very complicated chemical composition with high concentrations, do not submit any exact thermodynamic analysis. Therefore empirically methods have a high importance for the derivation of functional dependences. The salting-out action of cations is widely discussed, and it is pointed out that the salting-out effect depends on the cation charge and radius or on cation hydration etc. [2,3].

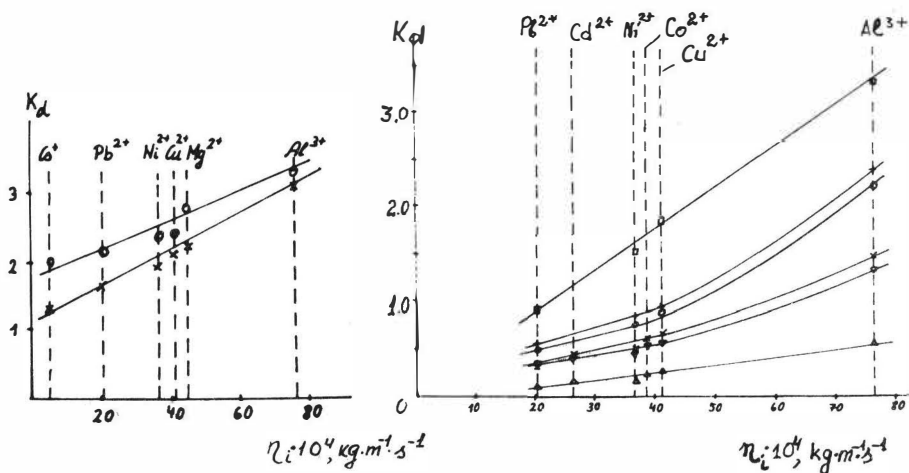
An advantage must give the use of the parameters, quantitatively determining the influence of ions on the solvent property. For such a parameter we consider the so-called microviscosity of ions - the viscosity of the water layers around an ion. These values which characterize the total influence of the ion on the solvent are calculated in the present for a high number of cations [4] (Table 1). They are confirmed by experimental data on electrolytic conductivity, on Samoilov activation energy ( $\Delta E$ ), on NMR-results

Table 1. Viscosities of the first hydration shells (microviscosities) of some cations

Cation	$\eta_1 \cdot 10^4$ ( $\text{kg m}^{-1} \text{s}^{-1}$ )
$\text{Li}^+$	30.02
$\text{Cs}^+$	5.20
$\text{Mg}^{2+}$	44.42
$\text{Mn}^{2+}$	32.15
$\text{Co}^{2+}$	38.89
$\text{Ni}^{2+}$	36.98
$\text{Cu}^{2+}$	41.13
$\text{Zn}^{2+}$	34.65
$\text{Cd}^{2+}$	26.55
$\text{Pb}^{2+}$	20.43
$\text{Al}^{3+}$	76.61
$\text{Ce}^{3+}$	29.93

and on the  $B^{\pm}$  - coefficient of Dole-Jones-equation [5]. Besides, the microviscosity being a kinetical property, it is very sensitive to slightest changes of properties of the solvent system. Thus it can be expected that the microviscosity must correctly reflect the salting-out effect of ions.

Fig.1 and 2 indicate the experimental dependences of partition coefficients  $K_d$  for REE and TRE from the microviscosity  $\eta_i$  of salting-out cations ( $Al^{3+}$ ,  $Mg^{2+}$ ,  $Cu^{2+}$ ,  $Co^{2+}$ ,  $Zn^{2+}$ ,  $Ni^{2+}$ ,  $Cd^{2+}$ ,  $Pb^{2+}$ ) in the extraction systems  $HNO_3$ -TOPO/benzene and DTPA-lactic acid-TOPO/benzene. REE and TRE are in microconcentrations. At the concentrations of salting-out cations of 0.5 mol/l and 0.2 mol/l a regular dependence of partition coefficients from  $\eta_i$  is obtained. The efficiency of salting-out agent increases with an increase in the microviscosity.



**Fig.1.** Distribution ratio  $K_d$  as a function of microviscosity  $\eta_i$   
 organic phase: 0.1 mol/l TOPO in benzene  
 aqueous phase: (o) Sm, 0.3 mol/l  $HNO_3$ ; 0.2 mol/l salting-out cations. (x) Tb, 0.3 mol/l  $HNO_3$ ; 0.5 mol/l salting-out cations

**Fig.2.** Distribution ratio  $K_d$  of Am (+), Cf (□), Ce (▽), Sm (o), Tb (x), Tm (Δ), as a function of  $\eta_i$   
 organic phase: 0.1 mol/l TOPO in benzene  
 aqueous phase: 0.07 mol/l DTPA, 1 mol/l lactic acid, 0.5 mol/l salting-out cation

Further on the extraction of scandium was investigated. The data listed in Table 2 show, that in extractions with TOPO in the system DTPA - lactic acid the dependence of  $K_d$  from  $\eta_i$  is practically linear.

Fig. 3. Distribution ratio  $K_d$  of Ce (\*) and Eu (•) as a function of  $\eta_i$   
 organic phase: 40% Aliquat 336  
 in Xylene  
 aqueous phase: 0.02 mol/l  $\text{HNO}_3$ ,  
 0.5 mol/l salting-out cations

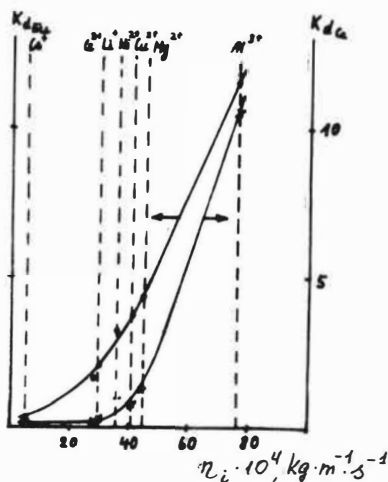


Table 2. Extraction of  $\text{Sc}^{3+}$  from DTPA - lactic acid solutions by 0.1 mol/l TOPO in benzene

Salting-out cation (i) (0.5 mol/l)	$\eta_i \cdot 10^4$ ( $\text{kg} \cdot \text{m}^{-1} \cdot \text{s}^{-1}$ )	$K_d$	$\frac{\eta_{\text{Al}^{3+}}}{\eta_i}$	$\frac{K_d(\text{Al})}{K_d(i)}$
$\text{Al}^{3+}$	76.61	0.76	1	1
$\text{Cu}^{2+}$	41.13	0.40	1.86	1.9
$\text{Co}^{2+}$	38.89	0.37	1.99	2.0
$\text{Ni}^{2+}$	36.98	0.35	2.07	2.2
$\text{Zn}^{2+}$	34.65	0.34	2.12	2.2
$\text{Pb}^{2+}$	20.43	0.19	3.75	4.0

The results obtained in investigation of REE extraction with quarternary ammonium salt Aliquat 336 are illustrated on the example of extraction of  $\text{Ce}^{3+}$  and  $\text{Eu}^{3+}$  and presented in Fig. 3. It is seen that in comparison with TOPO the same dependence is obtained using  $\text{Al}^{3+}$ ,  $\text{Mg}^{2+}$ ,  $\text{Cu}^{2+}$ ,  $\text{Ni}^{2+}$ ,  $\text{Li}^+$ ,  $\text{Cs}^+$  and even  $\text{Ce}^{3+}$  as salting-out agent.

Thus, we can conclude that it is possible to use the microviscosity for the explanation of salting-out action of cations.

#### References

- Gorski B., Korotkin Yu.S., Kosyakov V.N. Preprint JINR P12-86-787. Dubna, 1986.
- Solovkin A.S. Salting-out Quantitative Description of Extraction Equilibria. Moscow: Atomizdat, 1969.
- Chudinov E.G., Pirozhkov S.V. IAE-1904. Moscow, 1969.
- Gorski N. Communication JINR. P17-80-14. Dubna, 1980.
- Gorski N. // Z. Phys. Chem. (Leipzig). 1983. Vol. 264, N 4. P. 640-644.

M.R.Tanasheva, Kazakh State University, Alma-Ata, USSR

Extraction equilibrium is known to be a special case of phase equilibria. The analysis of the data published in the literature reveals that both theoretical and experimental aspects of the extraction problem haven't mostly been investigated from the point of view of heterogeneous equilibria. A specified character of phase equilibrium hasn't generally been taken into account either. But with the rapid development of the chemistry of extraction and with the wide use of extraction methods in different branches of industry today there arises a problem of adequate description of phase equilibria in extraction systems.

This paper deals with our method of mathematical description for liquid-liquid (L-L) and liquid-liquid-solid (L-L-S) equilibria. Equations for estimating phase fields, the position of connod on the site of layering and the composition of the critical solution have been derived (1,2). This approach has been realized in a set of computer programs.

Fig.1 shows the calculated phase diagrams L-L, L-L-S in nitric acid-water-acetylacetone and strontium chloride-water-n-butyl alcohol systems.

The method is used to evaluate the phase state for the systems containing inorganic acids (hydrochloric, nitric, sulphuric, phosphoric, boric), salts of alkali and alkali-earth metals, water and neutral extracting agents (ketones, alcohols, N, N-dialkylamides).

It has been found that the phase diagrams for the systems with ke-

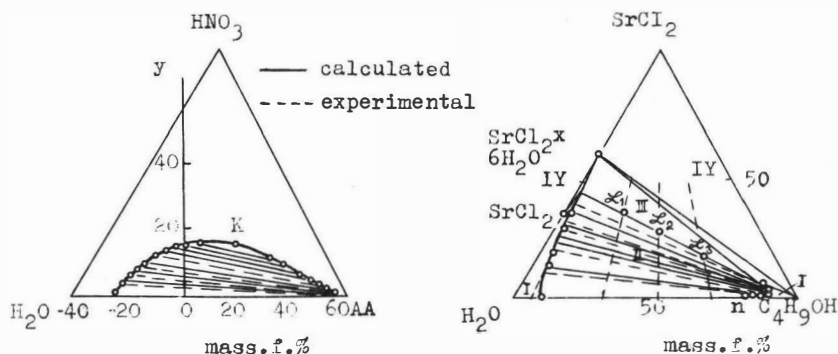


Fig. 1. The phase diagrams of the systems: a) nitric acid-water-acetylacetone, b) strontium chloride-water-n-butyl alcohol

tones (aliphatic ketones  $\text{CH}_3\text{COC}_n\text{H}_{2n+1}$  where  $n=2,4,6$ , diketones, cyclic ketones) are characterized by L-L equilibrium and can be classified as simple systems with one binary layering on the side of water-ketone without solubility isotherms showing an interaction (Fig. 1a).

The investigation of the dependence of intercalation sites of the systems on the ketone character shows that the structure and size of the intercalation field are influenced by carbon radical length of the ketone. It has been established that the size of the intercalation field and the presence of cyclization ketone in the molecule, on the one hand, and the secondary ketone group, on the other, are related.

In acid-water-dialkylamide systems the phase states are also determined by the binary layering on water-amid side.

The phase diagrams for the systems containing alkali and alkali-earth salts are more complex. They are characterized by L-L-S equilibrium and by patches of crystallized water-free salts, as well as crystalline hydrates having one or several water molecules (Fig. 1b). The size of the phase fields is greatly influenced by the nature of the salt distributed.

The phase diagram for the extraction system in question enables us to come to the conclusion concerning the distribution of all the components in the system, determine the composition of co-existing phases and calculate distribution coefficients.

The acid distribution isotherms for  $\text{HClO}_4$ ,  $\text{HNO}_3$ ,  $\text{H}_2\text{SO}_4$ ,  $\text{H}_3\text{PO}_4$ , and  $\text{H}_3\text{BO}_3$  show similar relationships both in the systems with ketones and with dialkylamides.

The extraction behaviour of the salts having similar radii but different charges has been investigated for the systems with alkali and alkali-earth salts, for example, Li and Mg, Na and Ca, etc. The data obtained show that for lithium and magnesium chlorides one can observe a steep slope (up) of the distribution isotherms, especially in the higher concentration range. The isotherms for the distribution of sodium chloride and calcium chloride differ widely. For sodium chloride this relationship changes smoothly while in the case of calcium chloride we have an almost linear initial part and a sharp maximum for high concentration range. The distribution isotherms are close to each other and the higher salt concentration of the solution won't change them much. No definite dependence of the salt extraction constant on the radius and charge of the cation has been found.

It was established from the phase diagrams that for the systems studied the acids and salts produce a salting-out effect on the solubility of extracting agents in water. This salting-out effect is estimated by calculating the salting-out constants by Sechenov equation:

$$\lg s_0/s = KC,$$



where  $s_0$  and  $s$  are the solubilities of the extracting agent in water and salt solution respectively and  $C$  is the concentration of the salt in mole/l.

The values of the salting-out constants show that the measure of the decrease of extracting agent solubility is closely related to the nature of the salt distributed (Fig. 2).

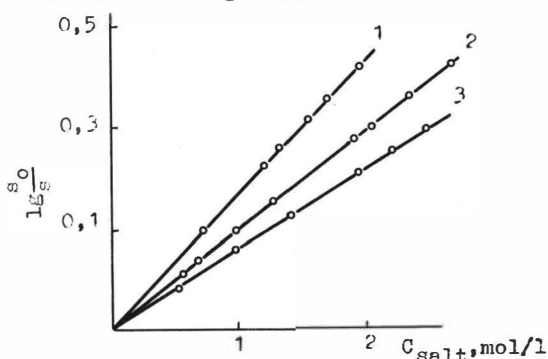


Fig.2. The solubility of n-butyl alcohol in electrolyte solutions: 1 -  $\text{Sr}(\text{NO}_3)_2$ , 2 -  $\text{Ca}(\text{NO}_3)_2$ ; 3 -  $\text{Mg}(\text{NO}_3)_2$

Using the phase diagrams we can obtain the composition of the extracted complexes. Taking into account a considerable interface water distribution for the systems studied we assume the formation of non-stoichiometric hydrate-solvates. The extraction equilibrium is described by Eq(1)

$$K^T = \frac{\bar{m}^{-2}}{a} \exp \nu [h_{\pm}(1-a_w)] = K_{\text{eff}} \exp \nu [h_{\pm}(1-a_w)], \quad (1)$$

$$\ln K_{\text{eff}} = \ln K^T - h(1-a_w), \quad (2)$$

where  $\bar{m}$  is the salt concentration in the organic phase,  $a$  is the salt activity in the water phase,  $a_w$  is equilibrium water activity and  $\nu$  is electrolyte stoichiometric coefficient.

Eq. (1) and (2) require the analysis of the relationships of  $K_{\text{eff}}$  to  $a_w$  which in case of the validity of the assumption concerning the nonstoichiometric ion hydration of the completely dissociated electrolyte must be linear and the angular coefficients must be equal to some average quantity of water molecules  $h$  hydrating the complex to be extracted when  $a_w = 1$  (3).

It can be seen from Fig.3 that the relation of  $\ln K_{\text{eff}}$  to  $a_w$  is linear for most systems. For such systems the extraction equilibria are expressed by Eq.(1). The values of the parameters are given in Table.

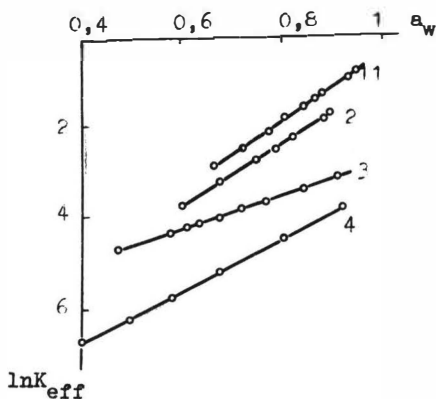


Fig.3. The relationship of  $\ln K$  to  $a_w$  during the extraction of nitric acid with ketones:  
 1 - MBK, 2 - MCH, 3 - AP, 4 - MHK

The extraction of salts with n-butyl alcohol

Salt	h	$\ln K^T$	Salt	h	$\ln K^T$
LiCl	2,82	4,97	MgCl <sub>2</sub>	1,54	10,23
NaCl	6,74	4,72	CaCl <sub>2</sub>	2,38	5,20
KCl	1,72	3,88	BaCl <sub>2</sub>	1,86	10,46
RbCl	6,47	2,82	Mg(NO <sub>3</sub> ) <sub>2</sub>	0,77	6,61
LiNO <sub>3</sub>	4,02	1,59	Ca(NO <sub>3</sub> ) <sub>2</sub>	0,53	6,20
NaNO <sub>3</sub>	2,48	2,53	Ba(NO <sub>3</sub> ) <sub>2</sub>	1,54	3,06

Thus, based on the data given above the conclusion is made that the approach we suggest in this paper is more informative than the routine methods as it enables us to estimate the whole statics of the extraction process and to determine the composition of the co-existing phases without isolating the phases and investigating them separately.

References

- Beremzhanov B.A., Tanasheva M.R., Makhatova R.S. et al.//Dokl.Acad. Nauk SSSR. 1979. Vol.247. P.1147.
- Beremzhanov B.A., Toregozhina Zh.R., Tanasheva M.R.//Vestn. Acad. Nauk. KazSSR. 1980. P.72.
- Sergiyevsky V.V.//Neorg.Khim. VINITI. 1976. P.5.

Shi Xiukun, Shen Xinghai, Peng Qixiu, Gao Hongcheng, Technical  
 Physics Department, Peking University, Beijing, China

In extraction system, mineral aqueous solution is usually used as aqueous phase. The mostly used ways to increase extraction efficiency are to find effective extractants or to use synergism. However, the ways to change the properties of aqueous phase are seldom considered. Hala 1 pointed out that the metal ions extraction and separation will be improved obviously if using the mixed aqueous-organic media, i.e., putting some water-miscible organic solvents into aqueous phase. This phenomenon is very important to theoretical studies and applications of extraction chemistry.

In the present study, a very important system of nuclear fuel extraction, i.e., the extraction of uranyl sulphate by TOA has been chosen to study the distribution ratio change of uranium with the addition of  $\text{CH}_3\text{OH}$ ,  $\text{CH}_3\text{CH}_2\text{OH}$ , etc., into the aqueous phase. The above-mentioned system belong to ion-association extraction system. The physical properties of aqueous phase greatly affect the static electricity association, the stability of extraction complex and the mass transfer course.

1. Effect of water-miscible organic solvents on the distribution ratio

The extraction system is  $1.91 \times 10^{-3}$  M  $\text{UO}_2\text{SO}_4$ -0.5 M  $(\text{NH}_4)_2\text{SO}_4$ -V%

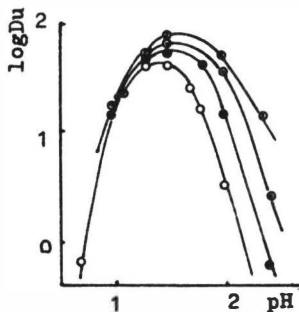


Fig.1. log Du-pH for  $\text{CH}_3\text{OH}$

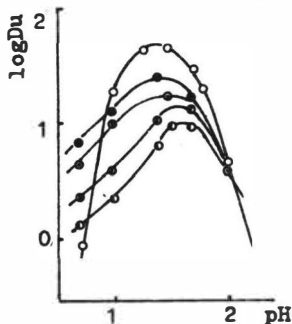


Fig.2. log Du-pH for DMSO

V%: ○--0%, ●--5%, ○--10%, ○--15%, ○--20%

organic solvent/0.060 M TOA- $n\text{-C}_6\text{H}_{14}$ . The distribution ratio for the U(VI) extraction by TOA from aqueous phase containing methanol, ethanol, acetone, dioxane, DMSO, THF, DMF, glycol, acetonitrile,

trile, etc., at various pH values are shown in Fig.1 and 2(only for CH<sub>3</sub>OH and DMSO systems, the others are similar).

From the results above, it can be seen that methanol, ethanol, acetone, dioxane, THF and acetonitrile make distribution ratio increase. The greatest  $\Delta Du$  % can reach 10<sup>3</sup> or even more. But DMSO, DMF and glycol make distribution ratio decrease a dozens of times. The extensive study on this phenomenon can be applied efficiently to extraction and separation of uranium.

2. The concentration change of stepwise complexes of  $UO_2(SO_4)_i^{2-2i}$  in polar phase

To explain the mechanism how organic solvents affect extraction, the formation of complex  $UO_2(SO_4)_i^{2-2i}$  in aqueous phase, the change of dielectric constant, the polarity of solvent and interface tension should be discussed.

In polar phase, the complexing reaction between  $UO_2^{2+}$  and  $SO_4^{2-}$  still exists, i.e.,

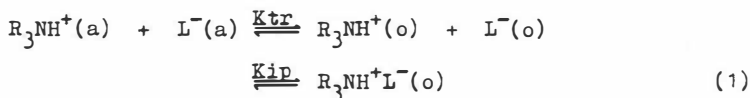


but the stability constants in water are  $\log K_1 = 1.73$ ,  $\log K_2 = 0.85$ ,  $\log K_3 = 0.86$ , however, in aqueous solution containing 20% CH<sub>3</sub>OH,  $\log K_1 = 3.88$ ,  $\log K_2 = 1.60$ ,  $\log K_3 = 1.72$  (estimating values). On the basis of these data, the mole percentage of stepwise complex ions can be calculated. When pH=1, the amount of complex ion  $UO_2(SO_4)_3^{4-}$  is greater than or equal to 50%. while at the same condition in water, the amount is only 3%. When pH=1.6, the amount of  $UO_2(SO_4)_3^{4-}$  is not less than 80%, which is favourable to extraction equilibrium.

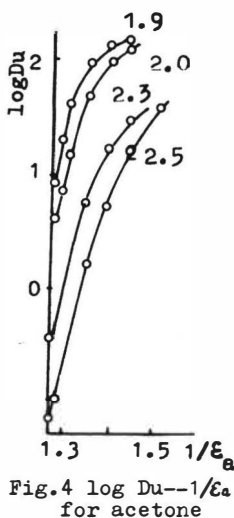
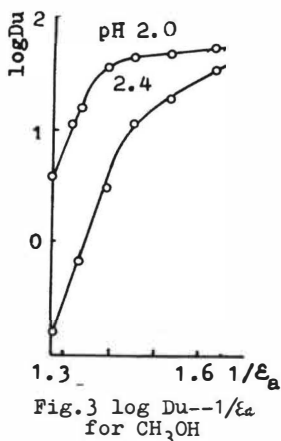
3. Relation between the distribution ratio of extraction and the dielectric constant of polar phase

The addition of some solvents such as methanol, ethanol, acetone, dioxane brings about a considerable decrease of dielectric constant  $\epsilon$  and increase of distribution ratio of uranium. It is apparent that  $\epsilon$  is the predominant factor to affect  $Du$  in the above systems. The plots of  $\log Du$  vs.  $1/\epsilon$  at various pH values are shown in Fig.3 and 4 (only for methanol-water and acetone-water systems, the others are omitted). It is clear that at smaller  $1/\epsilon$  values or smaller amounts of organic solvents the straight lines appear, which are basically parallel. This can be explained with the following formula of distribution ratio.

At first, we suppose the process of ion association extraction is



Which includes two parts, i.e., mass transfer between two phases and ion association. According to Born equation, the change of standard free energy in the course of mass transfer as follows



$$G^0 = \frac{Ne^2}{2} \left( \frac{Z_+^2}{r_+} + \frac{Z_-^2}{r_-} \right) \left( \frac{1}{\epsilon_o} - \frac{1}{\epsilon_a} \right), \quad (2)$$

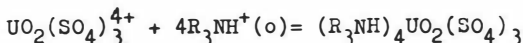
where  $Z_+, r_+$  and  $Z_-, r_-$  represent the valence, radius of cation and anion respectively,  $\epsilon_o$  and  $\epsilon_a$  denote the dielectric constant of organic and aqueous phase respectively.  $\epsilon_a$  is usually very great, therefore  $\Delta G^0 > 0$ , which is unfavourable for mass transfer course. Additionally, according to Fuoss equation, the ion association constant is

$$\ln K_{ip} = \ln \frac{4Na^3}{3000} + \frac{|Z_+ Z_-| e^2}{akT}, \quad (3)$$

where  $a$  is the distance between center of cation and anion. The total extraction reaction constant  $K_d$  is the product of above-mentioned two parts, i.e.,

$$\log K_d = \log (K_{tr} K_{ip}) = \log K_{tr} + \log K_{ip}$$

The extraction reaction we chosed is



$$K_d' = \frac{[(\text{R}_3\text{NH})_4\text{UO}_2(\text{SO}_4)_3]_o}{[\text{UO}_2(\text{SO}_4)_3^{4-}]_o [\text{R}_3\text{NH}^+]_o^4} = \frac{Du}{[\text{R}_3\text{NH}^+]_o^4} = K_d \cdot P,$$

where  $P$  is the factor concerning the partition coefficient of extraction.

$$\log Du = \log K_d' + 4 \log [\text{R}_3\text{NH}^+]_o. \quad (4)$$

$$\text{Supposing } A = \log \frac{4a^3 N_p}{300 P}, \quad B = \frac{4e^2}{2.303 akT},$$

$$C = \frac{Ne^2}{4.606RT} \left( \frac{1}{r_+} + \frac{16}{r_-} \right),$$

$$\log Du = A + (B - C)/\epsilon_o + C/\epsilon_a + 4 \log [\text{R}_3\text{NH}^+]_o$$

This formula indicates the relation between  $Du$  and  $\epsilon_o, \epsilon_a$ . When  $\epsilon_o$  and the last item of formula are basically constant,  $\log Du$  is linear to  $1/\epsilon_a$ .  $\epsilon_o$  increases with increasing the amount of organic solvent in polar phase. Furthermore, the last item, i.e., the decrease of free extractant concentration affects  $Du$ . So,  $Du$  increases gradually. However, acetone and dioxane etc. do not act on TOA, so  $Du$  rises over a wide range of concentration.

#### 4. Effect of the polarity of solvent upon distribution ratio

The  $D_u$  decrease caused by the addition of DMSO, DMF, glycol is attributed to that the solvents have great polarity and can form hydrophilic solvate with  $UO_2^{2+}$ , which is unfavourable for the formation of  $UO_2(SO_4)_3^{4+}$ . The polarity series of solvents (reference solvent  $CCl_4$ ) is following:  $CH_3CN < (CH_3)_2CO < \text{dioxane} < CH_3OH < H_2O < THF < DMF < DMSO$ .

#### 5. Effect of interface tension on extraction

We have measured the relation between interface tension of various non-aqueous solvents the amount of organic solvents with the falling-drop volume method.

The surface tension of alcohol-water, acetone-water, dioxane-water systems decreases rapidly. This leads to a decrease of the free energy of extraction, which is favourable to extraction. On the contrary, the surface tension of DMSO-water, DMF-water, glycol-water systems change little. So, the extraction process is not affected greatly.

#### 6. Extraction mechanism

The mechanism of extraction for uranyl sulphate by TOA in polar phase is the same as that in the absence of organic solvents. We have chosen the polar phase containing different V% of acetone, DMSO, methanol etc. at  $pH=2.30$ , and plotted  $\log D_u$  as a function of  $\log(TOA)_0$ . The figure shows that the line slopes are approximate to those without organic solvents. Finally, on basis of brief identification by Infra-red and Ultraviolet spectra, we infer that solvents in organic phase do not participate the formation of extraction complex.

#### Reference

1. Hala J. // Ion exchange and solvent extraction. Vol.8, Chapt5, Marcel Dekker Inc., 1981.

Z.Knez, V.Ozim, P.Sencar, Faculty of Technical Sciences, Dept. of Chem.Eng., Smetanova 17, Yu-62000 Maribor,  
 J.Golob, Faculty of Natural Sciences, Dept. of Chem. and Chem. Technol., Hajdrihova 19, Yu-61000 Ljubljana, Yugoslavia

Purification of pesticide polluted effluent waters from pesticide production plants is one of the most severe ecological problems in these factories. Waste waters usually contain up to 1,5% of active substances organic solvents and surface active agents.

At the moment, several technologies are used in solving these problems: - temperature and chemical treatment of effluent waters, followed by flocculation or flotation; - adsorption on activated carbon; - various distillation processes; - pyrolysis (incineration) of contaminated waters.

In order to obtain information on technical and economic aspects of supercritical fluid extraction, as applied to separation of active substances and organic solvents from pesticide polluted effluent waters, some separation experiments were performed.

Preliminary experiments show that this process could be, an efficient method for purification of organic contaminated waters in future. Based on these experiments, a rough comparison of economic data was performed.

Supercritical Fluid Solvents. Supercritical fluids are good solvents, comparable to liquid gases. The solvent capacity of liquid gases is largely attributed to their density [17]. The density may be varied over a wide range by small changes of temperature and pressure. Near the critical temperature small variations of temperature and pressure correspond to large changes in density and thus in solvent power. Furthermore, supercritical fluids can be completely separated from the extract by pressure and temperature changes [2].

The list of substances that have been proposed as supercritical solvents is limited [3]: carbon dioxide, ethylene, ethane, nitrous oxide, propane and higher alkanes, methanol, acetone, toluene, pyridine and water.

Near the critical point the latent heat of evaporation is also low, so a simple separation of extract and solvent with low energy consumption is feasible. Supercritical fluids show favorable transport properties, namely, low viscosities, high diffusion coefficients and good thermal conductivity [4].

The most used gas is carbon dioxide because it introduces no possible health hazards. It is also nonflammable, non-corrosive, inexpensive, readily available in high purity, and it has a criti-

cal temperature conveniently a little above ambient so that it is easily handled and removed from the products.

Phase Equilibrium Thermodynamics. The prediction of the solubility of a liquid component in a supercritical gas is more difficult than for the solid - supercritical fluid problem, because the supercritical fluid dissolves in the liquid and alters its properties. In solid - supercritical fluid system the solubility of fluid in the solid is negligible and only the fluid phase need to be considered [5].

Several authors have studied the mutual solubilities of the carbon dioxide system [6,7].

Ternary system which have been investigated experimentally include: carbon dioxide with water-organics [8,9] ethane solvent with water-alcohols [10] and ethylene solvent with water organics [11]. Successful attempts to qualitative and quantitatively modelling of liquid - supercritical fluid systems using the Peng-Robinson [9,10] and the Redlich-Kwong equations of state [12] have been performed. The interaction constants used in these equations have been determined from binary solubility data.

Separation of Organics from Aqueous Solutions. In our lecture a short review on separation of non-polar impurities from aqueous solutions [13], extraction of flavouring components from liquids with sub-critical CO<sub>2</sub> [14] and extraction of other soluble substances (alcohols etc) will be presented [15,16].

In our experimental work on treatment of pesticide polluted waters by supercritical extraction process small scale experiments were performed by model solutions of commercially available pesticides. The experiments were performed at 40°C and 150 Bar. Extraction time was 50 minutes.

The analysis of raffinate shows that in the sample of: - Aniten DS - the decline of fluorene content is 11,2%; - Betanal Am-11 - the decline of COD (Chemical oxygen demand) is 22,0%; - Lasso EC - the decline of COD value is 21,0% and the decline of content ofalachlor in water is 30,0%; - Volaton 500 EC - the decline of COD value is 9,5%.

Conclusion. Preliminary results of treatment of pesticide polluted waters with supercritical CO<sub>2</sub> show that this separation process could be an effective method also in industrial scale. To optimize this process, further experiments, especially in countercurrent extraction column, should be carried out.

Acknowledgement. The authors wish to thank Dipl.Ing. G.Bunzenberger for his technical assistance and Prof.Dr. R.Marr - Institut für Verfahrenstechnik, Abt. Thermische Verfahrenstechnik, A-8010 GRAZ, Inffeldgasse 25, who enabled the performance of experiments.



## References

1. Brogle H. // Chem. Ind. London, 1982. June 19th. P. 385.
2. Bunzenberger G., Lack E., Marr R. // Germ. Chem. Eng. 1987. Vol.7. P. 25.
3. Knez Z. // Kem. Ind. 1987. Vol.36. P. 243.
4. Gahrs H.J. // Germ. Chem. Eng. 1985. Vol.8.
5. Williams D.F.//Chem. Eng. Sci. 1981. Vol.36. P. 1769.
6. Wiebe R., Gaddy V.L. // J.Amer. Chem.Soc. 1941. Vol.63. P. 475.
7. Baker L.C.W., Anderson T.F. // Ibid. 1957. Vol.79. P. 2071.
8. Kuk M.S., Montagne J.C. // Chemical Engineering at Supercritical Fluid Conditions / Ed.M.E.Paulaitis et al. Ann Arbor: Science, 1983. P. 101.
9. Paulaitis M.E., Diandreth J.R., Kander R.G. // Supercritical Fluid Technology /Ed. Penninger J.M.L. et al. Elsevier-Amst. 1985.
10. Mc Hugh M.A., Mallet M.W., Kohn J.P. // Chemical Engineering at Supercritical Fluid Conditions /Ed.M.E.Paulaitis et al. Ann Arbor:Science, 1983. P. 113.
11. Elgin I.G., Winestock J.J. // J.Chem.Eng.Data. 1959. Vol. 4. P. 3.
12. King M.B. et al. // Chemical Engineering at Supercritical Fluid Conditions /Ed. M.E. Paulaitis et al. Ann Arbor: Science, 1983. P. 31.
13. Chemical Engineering. 1985. June 24. P. 27.
14. Shultz W.G., Randall J.M. // Food Technology. 1970. Vol. 24. P. 94.
15. Filippi R.P., A.D. Little. Pat. DE 3033 729 A1. 1981.
16. Fogel W., Arlie J.P. // Rev. de L. Institut Francais du Petrole. 1984. Vol.39. P. 617.

# EXTRACTANTS

James D. Navratil, School of Chemical Engineering and Industrial  
Chemistry, University of New South Wales, P. O. Box 1, Kensington NSW  
2033 Australia

Although solvent extraction technology had its beginning more than 100 years ago, it owes a significant amount of its present prominence as a separation technique to its successful application with actinide elements. Solvent extraction plays a vital role in actinide separation, recovery and purification. The use of thorium, uranium and plutonium and other actinides in nuclear energy programs has led to the rapid development of many new solvent extraction processes that display simplicity, selectivity and speed.

The scientific literature abounds with articles on new solvent extractants [1-6]. While many of the reagents are only of academic interest, several types of extractants show promise in improving actinide recovery, separation or purification. In the last decade, American and Russian workers have evidenced much interest in the potential application of certain neutral and acidic bifunctional organophosphorus compounds in actinide separations. Triggering this interest is the ability of some carbamoylmethylenephosphorus (CMP) and carbamoylmethylenephosphine oxide compounds to extract trivalent actinides from strong nitric acid solutions, a property which distinguishes them from monofunctional organophosphorus compounds [5].

Because CMP strongly extracts actinides and lanthanides, and does not extract more than 40 other elements from 5-7 M nitric acid, the extractant has been found useful for an americium recovery and purification process [7]. Dihexyl-N,N-diethylcarbamoylmethylphosphonate is sorbed on a non-ionic macroporous resin and used in an extraction chromatography mode. The process effectively separates and purifies americium from impurities such as aluminum, calcium, chloride, copper, fluoride, iron, lead, magnesium, plutonium, potassium, sodium and zinc.

Using solvent extractants sorbed onto a solid (extraction chromatography) is well known [7]. The technique combines the attractive properties of solvent extraction (high selectivity, fast rates, high loading capacities, etc.) with the advantages of column adsorption and ion exchange (applicability to the treatment of very dilute solution, ease of liquid/solid phase separation associated with lack of serious problems, such as crud formations and solvent losses into the aqueous phase, ease of handling and simplicity of equipment, etc.)

Recently some additional advantages have been reported using the technique for actinide recovery [8]. The system uses solid supports, such as styrenedivinylbenzene beads, polyurethane foam, activated carbon, etc., loaded with a solid solvent extractant, such as octylphenyl-N,N-diisobutylcarbamoylmethylphosphine oxide (CMPO). The extractant (without diluent) is equilibrated with the support at a temperature just slightly above the melting point of the extractant. In addition to efficient sorption of ionic actinide species, polymeric species of

plutonium (IV) are also effectively removed from aqueous mineral acid solutions by the solid extractant-solid support. The actinide loaded material is removed from the column and incinerated, leaving the plutonium in the residue for further recovery.

The advantages of the technique are as follows: (1) The CMPO removes actinides in all oxidation states as well as actinide polymers. (2) The purity of the extractant is not critical since no back extraction step is needed. Thus acid hydrolysis or radiation damage to the reagent should not be a problem, and solvent clean-up steps and solvent pollution problems are eliminated. (3) No diluent is needed, only an inexpensive and combustible support material. (4) The process yields high recoveries and has a high concentration factor.

Besides the importance of the solvent extractant selection in the above "extraction chromatography-incineration stripping" process, the proper support is vital to the success of the system. The support must have a high capacity for the extractant and must maintain that capacity during use. Bleeding of the extractant can, however, be prevented by having a small amount of support material free of extractant at the end of the column. The extraction kinetics of the extractant-support must also be comparable to a liquid-liquid system. Finally, the complete combustion properties of the support material are important to provide an ash free residue. The process could also be designed to use the waste heat during the combustion step in other process steps such as initial drying or activation of the support.

A recent study [9] has suggested the best candidate column material for tertiary plutonium recovery is trioctylphosphine oxide (TOPO) sorbed on Amberlite XAD-4 non-ionic resin (20-50 mesh); the recommendation was based on the following: (1) TOPO has a high capacity for plutonium with consistently lower effluent concentrations than other materials tested, (2) although TOPO cannot be satisfactorily eluted with typical reagents, acid digestion or incineration can be used with a consequently large concentration factor of the plutonium recovered, and (3) TOPO removes plutonium (IV) polymer from nitric acid, whereas anion exchange resins do not sorb polymer.

Several inexpensive support materials for sorbing TOPO were evaluated since the use of Amberlite XAD-4 would have an economic impact on the tertiary process since the support is used only once. The following sorbents were tested for TOPO capacity: 1) "Cotton" filler material from the Micro-Wynd II filter cartridge supplied by AMF CUND Division, Meriden, Connecticut; 2) "cord" material from the Micro-Wynd filter; 3) Micro-Klean II filter cartridge also supplied by AMF; 4) typical polystyrene-type packing material which was washed with methanol, dried, frozen and ground to 20-50 mesh; 5) two different sources of polyurethane sponge packing material, washed with methanol; 6) 3M pillow material; 7) Amberlite XAD-4, 20-50 mesh, non-ionic resin supplied by Rohm and Haas Co.; 8) household sponge; and 9) treated peat, described in Ref.10.

In the work, flint-glass Pasteur pipets (5.7mm i.d. x 14cm), containing a small amount of glass wool at the bottom, were washed with acetone, dried, and tared. Weighed sorbent materials were placed in the columns (6-8cm high), which were then heated for one hour at 60°C, cooled and tared. The

support volumes ranged between 1.5 and 2.0 ml. All of the columns were then heated to 60°C and about 5 ml of molten TOPO (60°C) was passed through each of the columns. The columns were kept upright for one hour at 60°C, then cooled and weighed. Finally, 100 ml of 7M nitric acid was passed through each of the columns. Again, the columns were dried and weighed. Control columns containing the glass wool and support material, but not contacted with TOPO, were also processed along with the TOPO columns. These were used to determine the weight loss or gain by the support material during the heating and nitric acid washing steps.

Table I. Summary of TOPO Capacity of Support Materials

Support Material	Bulk TOPO Capacity g/ml	Washed TOPO Capacity g/ml	Capacity Loss on Wash(%)
Polyurethane 1	0.61	(a)	(a)
Polyurethane 2	0.58	0.57	2
Amberlite XAD-4	0.41	0.41	0
3 M Pillow	0.38	0.37	3
Micro-Klean	0.32	0.32	0
"Cotton"	0.30	0.21	30
Treated Peat	0.30	0.27	10
Household Sponge	0.28	0.13	54
"Cord"	0.25	0.19	24
Polystyrene	0.15	0.10	33

(a) decomposed.

Table 1 summarizes the results of the highest capacity supports. The values are an average of at least three determinations. The average standard deviation of the determinations was  $\pm 5\%$ . Scrutiny of the capacity data shows that polyurethane sponge material (Source 2) has the highest capacity with only 2% loss of TOPO after passing 50 column volumes of nitric acid through the column. Not only is a high TOPO capacity support material required for the tertiary plutonium recovery process, but the TOPO must be retained by the support material after large volumes of 7 M nitric acid are passed. The polyurethane sponge material meets these requirements. Furthermore, a small amount of unloaded support could be placed at the exit of the column to sorb any TOPO physically removed from the support. The polyurethane material also has excellent liquid flow characteristics; the column back pressure is very low, just as with using 20-50 mesh resins.

More work is needed to compare polyurethane on a larger scale in comparison with the second best material, Amberlite XAD-4. However, since there could be stability problems with polyurethane foam contacted with strong nitric acid solutions, a study of the safety hazards associated with using the polyurethane materials should be a first priority. It should be emphasized that there are many different types of polyurethane foams, some of which are more stable than others [11]. This was observed in this work. The first source of TOPO loaded polyurethane sponge, washed with

nitric acid, decomposed at 50°C; the same material with no TOPO did not decompose, however.

We are continuing to test other inexpensive natural and waste materials for use as combustible solvent extractant supports, such as Victorian brown coal, rice hulk ash, waste wool, etc. Furthermore, we are looking at other hydrometallurgical applications and extractants. For example, in the uranium ore process, an inexpensive and impure amine reagent, which strongly extracts uranium, could be used to reduce costs and avoid phosphorus contamination to the incinerated residue opposed to using an organophosphorus extractant. A column operation may also be replaced by a moving conveyor bed or other novel technique for ease of extraction-incineration stripping.

The author wishes to thank R. L. Kochen and T. S. Wong for experimental assistance; and financial support from the Colorado School of Mines and Rockwell International is gratefully acknowledged.

#### References

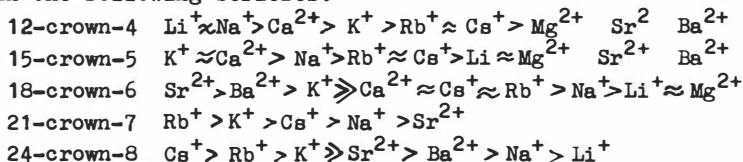
1. T. C. Lo, M. H. I. Baird, and C. Hanson, *Handbook of Solvent Extraction*, Wiley, New York (1983).
2. W. W. Schulz and J. D. Navratil, *Science and Technology of Tributyl Phosphate*, Vol. 1, CRC Press, Boca Raton, FL (1984).
3. R. R. Shoun, and W. J. McDowell, *Actinide Separations* (J. D. Navratil, W. W. Schulz, Eds.), American Chemical Society, Washington, D.C. (1980).
4. W. W. Schulz and J. D. Navratil, *Recent Developments in Separation Science*, (N.N.Li., Ed.), CRC Press, Boca Raton, FL (1981).
5. W. W. Schulz and J. D. Navratil, *Sep. Sci. Technol.*, **19**, 927 (1984).
6. A. M. Rozen, *Radiokhimiya*, **26**, 346 (1984).
7. W. I. Yamada, L. L. Martella and J. D. Navratil, *J. Less-Common Met.*, **86**, 211 (1982).
8. A. C. Muscatello, J. D. Navratil, and M. T. Saba, Actinide Recovery Process, U. S. Patent 4,683,124, July 28, 1986.
9. A. C. Muscatello and J. D. Navratil. *Chemical Separations, Vol. II; Applications*, C. J. King and J. D. Navratil (Eds.) Litarvan Literature; Arvada, CO (1986), 427.
10. R. V. Bynum, J. D. Navratil, and P. MacCarthy, *ibid.* 107.
11. T. Braun, A. B. Farag, and J. D. Navratil, *Polyurethane Foam in Separations Science*, CRC Press, Boca Raton, FL (1985). 11.

V.V.Yakshin, Vernadsky Institute of Geochemistry and Analytical Chemistry, Academy of Sciences of the USSR, Moscow, USSR

Macrocyclic polyethers or crown-ethers form stable complex extracts with the metal ions, whose radii correspond to the size of the macrocycle (Structural Correspondence Principle (SCP)).

This review concerns the application of SCP for explaining size-selective extraction processes of metal salts from aqueous solutions into the organic solutions of functionanalysed crown-ethers of different spatial and electronic structure. According to the data of X-ray analysis, crown-ethers form the inclusion compounds, arranged in a "guest-host" type fashion with the ions of alkali and alkaline earth metals (AM and AEM), as well as the ions  $Pb^{2+}$ ,  $Hg^{2+}$ ,  $H_3O^+$ , which have been used as the main object of study. As a measure of the extractive ability of crown-ethers extraction constant values ( $\tilde{K}$ ) or distribution coefficients (D) of nitrates of metals (concentration 1g/l) have been chosen from nitric acid solutions into 0,1 M solutions of crown-ethers in chloroform at  $25 \pm 0,1^\circ C$ .

The increase of the size of the macrocycle and oxygen atomic number in it from 4-in derivatives of 12-crown-4 to 8-in derivatives of 24-crown-8 was established to result in the selective increasing D some elements in the following serieses:



It is to be noted, that these serieses are not absolute, since the extraction order of elements may vary mainly with the acid-salt composition of aqueous solution, type of anion, substituents of macrocyclic ring, solvent and temperature of the process [1-3].

Nevertheless, one can draw the conclusion, that the selectivity of extraction of AM and AEM moves towards more large cations with the increasing the size of the macrocycle, that conforms to SCP. However, it should be taken into consideration the fact, that inner cavity sizes of free "uncomplexed" crown-ether essentially differ from the size of the complexed macrocycle and therefore the conformation macrocycle mobility becomes the determining factor in forming the stable complex compounds [4,5].

Table 1 gives the data on crown-ether extraction DC18C6 and DB18C6 of 40 metals, differing in ion radius (r) and effective charge. It was found, that for singly charged ions  $\tilde{K}$  is a linear function of comple-

xation constant of (K) ions with crown-ethers in water:  
 DC18C6  $\bar{K}=0,182K-2,0$  (1)  
 DB18C6  $\bar{K}=0,0273K-0,01$  (2)  
 $\bar{K}_{DC18C6}=6,27\bar{K}_{DB18C6}+2,6$  (3)

This means, that in the common cases, the stability of forming complexes determines the extractive ability of macrocyclic compounds. The comparison of the reported data shows, that SCP is not suitable for explaining the ion reactivity with a different charge [6]. This suggestion may be confirmed by a series of examples (Table 1), but we'll consider only one of them. For ions with the similar radii (0,90-0,99 Å) but differing in the charge:

$$Na^+ \bar{K}=3,0 \quad Ca^{2+} K=0,75,$$

$$Y^{3+} \bar{K} < 10^{-2}, Pu^{4+} K = 2223,$$

the value  $\bar{K}$  varies by more than 5 orders of magnitude.

Comparing ion radii and  $\bar{K}$  for singly charged ions, one can draw the conclusion, that the most stable complexes form  $Tl^+$  and  $K^+$  and thus the optimal size of such ions for the derivatives of 18-crown-6 is in the range 2,88-2,66 Å. For doubly charged ions maximum extraction occurs for  $Pb^{2+}$  and  $Hg^{2+}$  with the diameter 2,20-2,42 Å, for triply charged ions-for  $Pu^{3+}$  and  $La^{3+}$  with the diameter 2,00-2,30 Å and finally for  $Pu^{4+}$  and  $Np^{4+}$

Table 1. The maximum extraction constant values ( $\bar{K}$ ) of nitrates of metals from the nitric acid solutions by DB18C6 and DC18C6 solutions in chloroform

ION	Radius r, Å	Extraction constant values, $\bar{K}$	
		DB18C6	DC18C6
Li <sup>+</sup>	0,60	0,095	0,015
Na <sup>+</sup>	0,96	0,20	3,0
K <sup>+</sup>	1,33	1,35	22,5
Rb <sup>+</sup>	1,48	0,28	3,75
Cs <sup>+</sup>	1,69	0,06	1,2
Ag <sup>+</sup>	1,26	10 <sup>-2</sup>	31,5
NH <sub>4</sub> <sup>+</sup>	1,42	0,11	2,4
Tl <sup>+</sup>	1,44	8,0	51
H <sub>3</sub> O <sup>+</sup>	-	0,026	0,56
Mg <sup>2+</sup>	0,65	<10 <sup>-3</sup>	0,45
Ca <sup>2+</sup>	0,99	<10 <sup>-3</sup>	0,75
Sr <sup>2+</sup>	1,13	<10 <sup>-3</sup>	72
Ba <sup>2+</sup>	1,35	<10 <sup>-3</sup>	27
Zn <sup>2+</sup>	0,74	<10 <sup>-3</sup>	<10 <sup>-3</sup>
Cd <sup>2+</sup>	0,97	<10 <sup>-3</sup>	<10 <sup>-3</sup>
Hg <sup>2+</sup>	1,10	<10 <sup>-3</sup>	300
Pb <sup>2+</sup>	1,21	6,0	9600
Cu <sup>2+</sup>	0,92	<10 <sup>-3</sup>	0,3
Fe <sup>2+</sup>	0,75	<10 <sup>-3</sup>	<10 <sup>-3</sup>
Mn <sup>2+</sup>	0,80	<10 <sup>-3</sup>	<10 <sup>-3</sup>
Co <sup>2+</sup>	0,72	<10 <sup>-3</sup>	0,015
Sr <sup>3+</sup>	0,81	<10 <sup>-3</sup>	0,06
Y <sup>3+</sup>	0,93	<10 <sup>-3</sup>	10 <sup>2</sup>
La <sup>3+</sup>	1,15	<10 <sup>-3</sup>	0,6
Ac <sup>3+</sup>	1,11	<10 <sup>-4</sup>	<10 <sup>-4</sup>
Al <sup>3+</sup>	0,50	<10 <sup>-4</sup>	<10 <sup>-4</sup>
Ga <sup>3+</sup>	0,62	<10 <sup>-4</sup>	<10 <sup>-4</sup>
In <sup>3+</sup>	0,81	10	-
Bi <sup>3+</sup>	-	-	0,15
Fe <sup>3+</sup>	0,53	<10 <sup>-4</sup>	<10 <sup>-4</sup>
Eu <sup>3+</sup>	0,98	<10 <sup>-4</sup>	3,6·10 <sup>-4</sup>
Cm <sup>3+</sup>	0,99	<10 <sup>-4</sup>	1,3·10 <sup>-3</sup>
Am <sup>3+</sup>	1,00	<10 <sup>-4</sup>	6,3·10 <sup>-4</sup>
Pu <sup>3+</sup>	0,92	<10 <sup>-5</sup>	4,8
Np <sup>4+</sup>		0,075	170
Pu <sup>4+</sup>		0,17	2223
UO <sup>2+</sup>		0,062	0,72
PuO <sub>2</sub> <sup>2+</sup>		0,012	4,3
NpO <sub>2</sub> <sup>2+</sup>		0,016	3,3
NpO <sub>3</sub> <sup>3+</sup>		3,3·10 <sup>-3</sup>	0,06

this value equals 1,80-1,84 Å. This does not mean, that with the increasing ion charge one should use as extractants the macrocycles



of still decreasing size (15-crown-5, 12-crown-4) since the principles of changing energy of compression of these macrocycles, depending on the distance and energy of ion solvation are different here and the resultant effect, determining the complexes stability may be lower, than in the case of a larger size of 18-crown-6. By analogy, one can consider the derivatives of 18-crown-6, where the introduction of substituents of the same size of macrocycles results in a change of its hardness and thus a series of anomalies is observed in the metal extraction by functionally analysed crown-ethers. This suggestion may be confirmed by the example of the extraction of AM and AEM by various derivatives of 18-crown-6 (Table 2).

At the invariable size of macrocycle and due to the introduction of aromatic and cycloaliphatic substituents, values  $\tilde{K}$  increase by two orders for AM, for AEM—by four orders and for lead—even by more than five orders.

Table 2

Extraction constant values ( $\tilde{K}$ ) of nitrates of AM and AEM and lead from 0,1 M solutions of the nitric acid into 0,1 M solutions 18-crown-6 (18C6), dibenzo-18-crown-6 (DB18C6), benzocyclohexyl 18-crown-6 (BC18C6) and dicyclohexyl 18-crown-6 (DC18C6) in chloroform at  $25 \pm 0,1^\circ\text{C}$ .

Crown-ether	Li <sup>+</sup>	Na <sup>+</sup>	K <sup>+</sup>	Rb <sup>+</sup>	Cs <sup>+</sup>	Sr <sup>2+</sup>	Ba <sup>2+</sup>	Pb <sup>2+</sup>
18C6	$<10^{-4}$	$4 \cdot 10^{-3}$	0,18	0,060	0,030	-	-	-
DB18C6	$1,6 \cdot 10^{-3}$	$3,3 \cdot 10^{-3}$	0,23	0,049	0,062	0,01	0,01	0,016
BC18C6	0,018	0,020	0,95	0,019	0,092	10,6	8,2	49,6
DC18C6	0,030	0,72	14,6	3,1	0,72	270	131	4232

At the constant atomic number of macrocycle and due to increasing its size in the serieses: DB18C6 < DB20C6 < DB22C6 and DC18C6 < DC20C6 < DC22C6 at the extraction of AM and AEM, one can observe decreasing of the values D for all elements, K and Sr selectivity losses and a drop of the separation factors  $\beta$ , especially for pairs K/Na and Sr/Ca (Table 3).

This means, that it should be taken into account the effective inner cavity size, decreasing in the studied serieses of crown-ethers and resulting in the change of selectivity rather than the total size of macrocycle.

Table 3

Distribution coefficients (D) of nitrates of AM and AEM at extraction from 1,0M solutions of nitric acid into 0,025M solutions of crown-ethers in chloroform at 25± 0,1°C

Crown-ether	Distribution coefficients, D						Separation factor, $\beta$	
	Li <sup>+</sup>	Na <sup>+</sup>	K <sup>+</sup>	Ca <sup>2+</sup>	Sr <sup>2+</sup>	Ba <sup>2+</sup>	K/Na	Sr/Ca
DB18C6	0.4·10 <sup>-4</sup>	8.3·10 <sup>-4</sup>	9.2·10 <sup>-3</sup>	0.7·10 <sup>-2</sup>	2.5·10 <sup>-4</sup>	2.5·10 <sup>-4</sup>	11	0.04
DB20C6	-	5.7·10 <sup>-3</sup>	5.2·10 <sup>-3</sup>	1.5·10 <sup>-2</sup>	1.0·10 <sup>-2</sup>	1·10 <sup>-4</sup>	0.9	0.66
DB22C6	-	6.2·10 <sup>-3</sup>	5.8·10 <sup>-3</sup>	8.0·10 <sup>-3</sup>	1·10 <sup>-4</sup>	5.1·10 <sup>-3</sup>	0.9	0.01
DC18C6	5.5·10 <sup>-4</sup>	12.5·10 <sup>-3</sup>	0.23	6.0·10 <sup>-3</sup>	4,3	2.1	18	7160
DC20C6	3.2·10 <sup>-4</sup>	7.7·10 <sup>-4</sup>	4.7·10 <sup>-4</sup>	1.25·10 <sup>-2</sup>	3.5·10 <sup>-4</sup>	<1·10 <sup>-4</sup>	0,6	0.07
DC22C6	3.0·10 <sup>-4</sup>	5.0·10 <sup>-4</sup>	7.2·10 <sup>-4</sup>	5.75·10 <sup>-3</sup>	7.2·10 <sup>-4</sup>	<1·10 <sup>-4</sup>	1,4	0.13

Thus, the formation of function-analysed derivatives of macrocycles due to the introduction of additional substituents one can rise the selectivity of extraction. It becomes the most important direction of search of size-selective extragents for separation of the elements with the similar chemical properties. Within the framework of this study, more than 50 different structures of cyclic and acyclic polyethers, containing aromatic, aliphatic and cycloaliphatic fragments in molecules have been studied. The introduction of additional substituents into phenyl and cyclohexyl rings of crown-ethers made it possible to receive a series of perspective structures with alkyl,  $\alpha$ -oxyalkyl and acyl radicals, whose extractive ability increases significantly, when the substituents with the normal structure are used.

Distribution of cations depends on the length of hydrocarbon radical in a series from ethyl to dodecyl, reaching maximum for amyl radicals and the number of such radicals in crown-ether molecule.

#### References

1. Yakshin V.V. et al. // Dokl. AN SSSR. 1978. Vol. 241. P. 159.
2. Yakshin V.V., Abashkin V.M., Laskorin B.N. // Dokl. AN SSSR. 1980. Vol. 252. P. 373.
3. Abashkin V.M., Yakshin V.V., Laskorin B.N. // Dokl. AN SSSR. 1983. Vol. 273. P. 906.
4. Simonov Y.A. et al. // Dokl. AN SSSR. 1985. Vol. 285. P. 892.
5. Krasnova N.P. et al. // Dokl. AN SSSR. 1986. Vol. 287. P. 348.
6. Yakshin V.V., Laskorin B.N. // Dokl. AN SSSR. 1984. Vol. 274. P. 868.

A.A.Varnek, A.S.Glebov, O.M.Petrukhin, R.P.Ozerov,  
Mendeleev Institute of Chemical Technology, Moscow, USSR

The extraction capacity of organic agents is mainly determinate by stability of their metal complexes. The aim of this work is to investigate complexation features of a number of crown-ethers (CE) on the basis of theoretical calculations and structural and thermodynamical data analysis. Object of the investigation have been chosen the following polyethers: 18-crown-6 (18C6); dibenzo-18-crown-6 (DB18C6); 3',3''-dichloro-DB18C6; 3',3''-dinitro-DB18C6; 3',3''-dialkyl-DB18C6.

1. Let's consider metal cation ( $M^{n+}$ ) complexation process with ligand (L) in the solvent (S)



as a set of the following stages: cation (I) and agent (II) desolvation, agent conformational transformation (III), agent-cation interaction (IV), complex solvation (V). In this case the complexation energy is determined as a sum of the terms:

$$E_C = E_I + E_{II} + E_{III} + E_{IV} + E_V \quad .$$

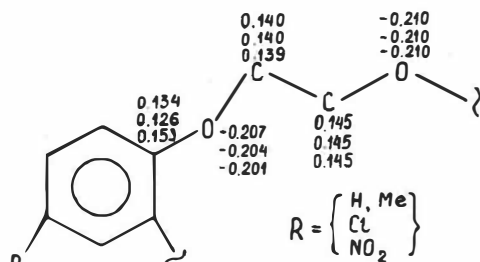
Conformational transformation energy has been calculated by molecular mechanics method using MM2 programm [1]. The energy of ion-molecular and intermolecular interactions  $\Delta E$  has been calculated by the method [3] based on perturbation treatment:

$$E = E_{es} + E_{pl} + E_w \quad (2)$$

where the electrostatic term  $E_{es}$  is determined from the molecular electrostatic potential (MEP) of the agent, the polarization term  $E_{pl}$  - from the experimental chemical bond polarizabilities of the interaction systems. Corrected on the molecular charge distribution [2] the potential functions "exp-6" have been used in order to calculate van-der-Waals energy term  $E_w$  in (2). Solvation energy was calculated either by means of (2) in framework of the discrete cluster model, or Monte-Carlo method, or from experimental data.

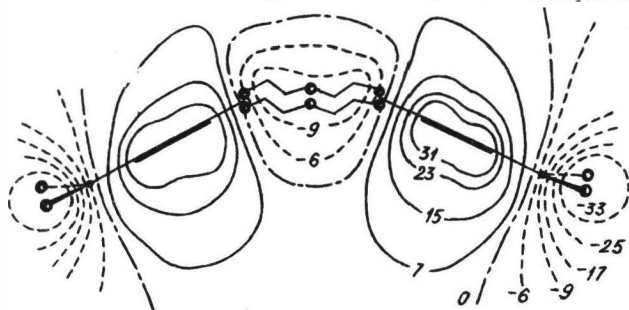
2. Information about coordination metal polyhedron obtained from X-ray data has been used for cation-ligand interaction energy calculations. Optimal ligand geometry in the complex has been determined from conformational calculations by MM2 programm.

Hydrogen and carbon atomic positions were refined and oxygen atomic positions were fixed in these calculations. For "flexible" 18C6 two conformations were analyzed; observed in  $K^+$ ,  $Rb^+$ ,  $Cs^+$  - complexes  $D_{3d}$  - conformation and observed in Na-complex  $C_1$  - conformation [4]. For "hard" DB18C6 and its analogues  $C_2$ -conformation CE have been analyzed [5].



**Fig.1.** Charge distribution in DB18C6 and its dichloro-, dinitro-, dialkyl-substituted

In quantum chemical and energy calculations geometry CE obtained from conformational calculations has been used. Atomic charges resulting from CNDO/2 quantum chemical calculations make up  $-0.210$  e for O,  $0.140$  e for C and  $-0.02$  e for H atoms [6]. Benzene rings in DB18C6 decrease the charges on neighbour oxygen atoms, but they don't change the charges on the distance oxygen atoms. Electronegative groups Cl and  $\text{NO}_2$  in benzene rings also exert the same influence (Fig.1). Alkyl substituents almost don't influence charge distribution in macrocyclic ring of DB18C6.



**Fig.2.** MEP distribution in 3',3''-dinitro-DB18C6  
Line values - in lkcal/mol

Using quantum chemical calculations data MEP distribution in CE has been built by means of "MOLP" program [7]. Within the cavities this distribution is characterized by the region of negative value of MEP with zero line as two-side crater (Fig.2). Cation is fixed in the cavities centre where MEP value is minimum. Negative MEP region on the molecule border are found for dichloro- and dinitro- derivatives of DB18C6 and correspond to superfluous negative charge on the electronic acceptor substituents.

Calculated according (2) cation-CE interaction potential curves are shown in Fig.3. Minimums in these curves agree with equilibrium distance between the cation and the average-square plane of oxygen atoms in DB18C6,

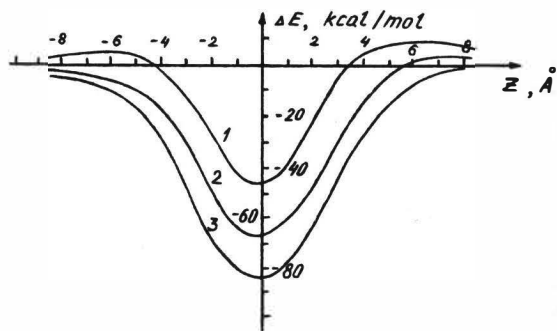


Fig.3. Potential curves the interaction  $K^+$  with DB18C6 (1), dichloro-DB18C6 (2), dinitro-DB18C6 (3), Axis Z is ligand symmetry axis

3. Investigation of the DB18C6 and dialkyl-DB18C6 complexes with  $K^+$  and  $Na^+$  hydration effects have been carried out by Monte-Carlo method for clusters, which include CE complexes with cation and 125-140 water molecules. It's shown, that addition of the alkyl radicals result in the partial desruption of the hydrogen bond of water and increase of the complex hydration energy.

4. In terms of above selectivity model of 18C6 complexation with alkali cation in the water has been analyzed.  $E_I$  was approximated by experimental values of the cation hydration energy. Complex hydration energy has been calculated within the framework of discrete model for the cluster, including ligand, cation and 2-5 water molecules (Table1). Data from tables 1, 2 demonstrate, that the experimental selectivity set is reproduced if energies of all stages are used; a priori removal of any stage from calculation results in serious errors.

5. The influence of substitutes on CE complexation process is examined on the example of DB18C6, dichloro-, dinitro- and dialkyl-DB18C6. According to experimental data the stability of dialkyl-DB18C6 complexes with alkali metal decrease with the increase of alkali chain from Me to Oct [8]. The same decrease of the complex stability constant are found for dichloro- and dinitro-derivatives of DB18C6 [9]. The analysis carried out in the framework of the above model, show different reasons decrease in the case in question. The influence of electron-acceptor ( $Cl$ ,  $NO_2$ ) substituents connected with decrease of cation-ligand interaction energy (Fig.3). Decrease of the dialkyl-DB18C6 complexes stability is associated with hydrophobic interaction of CE, which become stronger with increase of the alkyl chain size. Thus, decrease of different terms  $E_C$  result in the same effect - decreasing total complexation energy, and hence, decreasing of complex stability.

Table 1. Complexation 18C6 and alkali cations energy balance, (kcal/mol)

Cation	$E_I$	$E_{III}$	$E_{IV}$	$E_V$	$E_I + E_{IV}$	$E_I + E_{III} + E_{IV}$	$E'_c$
$Na^+$	98.4	6.7	-111.9	-4.8	-13.5	-6.8	-11
$K^+$	80.6	0.0	- 88.9	-24.0	- 8.3	-8.3	-32
$Rb^+$	75.5	0.6	- 82.6	-20.0	- 7.1	-6.5	-26
$Cs^+$	67.8	0.3	- 66.3	-17.0	1.5	1.8	-15

Table 2. As to analysis of the 18C6 selectivity

Criterion of selectivity	Selectivity set
$E_{IV}$	$Na^+ > K^+ > Rb^+ > Cs^+$
$E_{III}$	$K^+ = Cs^+ = Rb^+ > Na^+$
$E_I + E_{IV}$	$Na^+ > K^+ > Rb^+ > Cs^+$
$E_I + E_{III} + E_{IV}$	$K^+ > Na^+ > Rb^+ > Cs^+$
$E_I + E_{III} + E_{IV} + E_V$	$K^+ > Rb^+ > Cs^+ > Na^+$
Experimental data [9]	$K^+ > Rb^+ > Cs^+ > Na^+$

#### References

- Burkert W., Alinger N. Molecular mechanics. M.: Mir. 1986. 364 p.
- Gresh N., Claverie P., Pullman A.//Int.J.Quant.Chem.Quant.Chem. Symp. 1979. V.13. P.243-253.
- Varnek A.A., Glebov A.S., Petrukhin O.m. et al.//Report of VII All Union Symp. Intermolecular Interactions. Puschino, 1986. P.142.
- Dunitz J.D., Dobler M., Seiler P., Pzizakevley R.//Acta Crystal. 1974. V.330. P.2733.
- Harris D.C., Rogers R.D., Atwood J.L.//J.Amer.Chem.Soc. 1981. V.103. P.4277.
- Varnek A.A., Ozerova N.R., Ozerov R.P., Zagorets P.A.//Koord.Khim. 1986. V.12. P.1522.
- Baskakov A.A., Varnek A.A., Tsirelson V.G., Ozerov R.P.//Zhurn. Struk. Khim. 1984. V.25. P.135.
- Parpiev N.A., Norov S.K., Tashmuhamedov B.A. et al.//Biorg. Khim. 1983. V.9. P.1429.
- Izatt R.M. et al.//Chem. Rev. 1985. P.472.

J.Aurich, H.-J.Holdt, K.Gloe, P.Mühl and G.Kuntosch, Pädagogische Hochschule Güstrow, GDR and Zentralinstitut für Festkörperphysik und Werkstofforschung, Akademie der Wissenschaften der DDR, Dresden, GDR

The 4'-substituted B15C5 derivatives 1a-c and the bis(crown ether)s 2a-d, 3a and 3b have been synthesized by reaction of carboxylic acid hydrazides with 4'-formylbenzocrown ethers [1,2,3], (see Fig. 1).

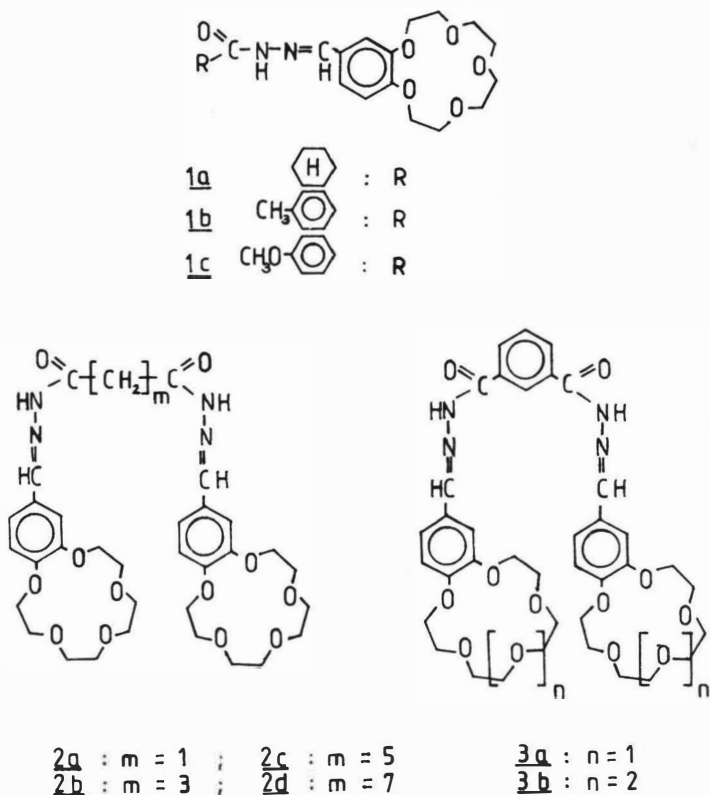


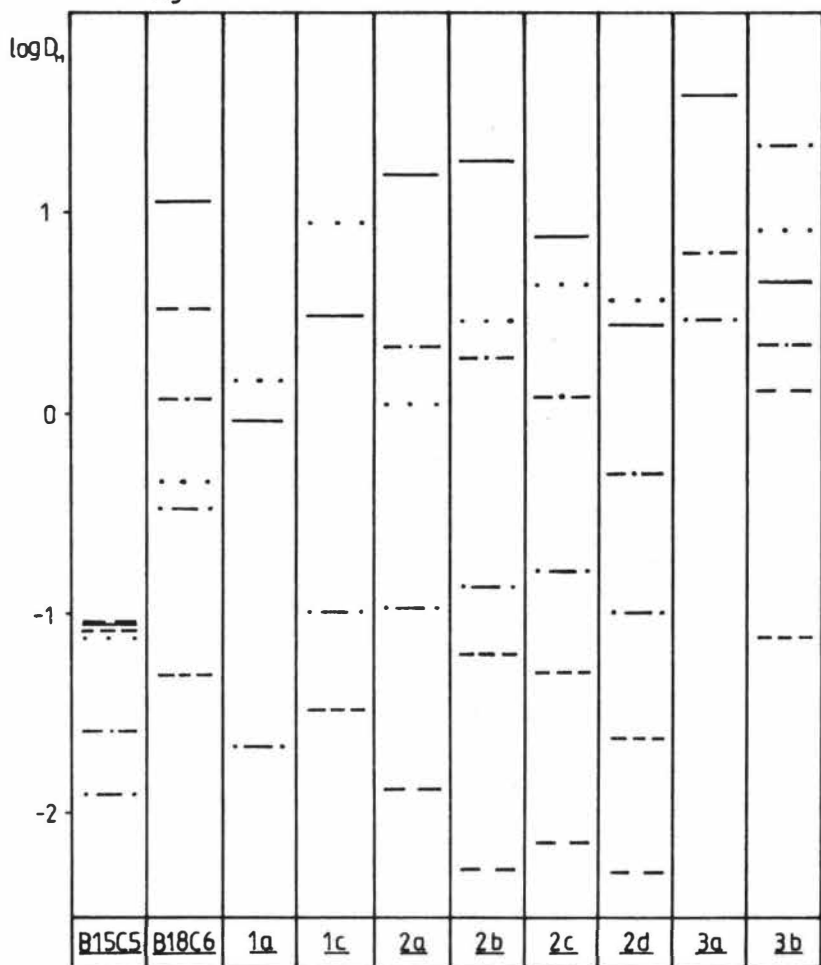
Fig.1. Representation of used crown ether derivatives

The extraction properties of macrocycles in the system metalnitrate or metalchloride-picric acid- $\text{H}_2\text{O}$  / ligand- $\text{CHCl}_3$  have been radio-metrically obtained by measuring of the appropriate  $\gamma$ -radiation rate of the radionuclides [4].

$\text{Na}^+$  ---  
 $\text{K}^+$  ——  
 $\text{Rb}^+$  - - -  
 $\text{Cs}^+$  · · ·  
 $\text{Sr}^{2+}$  - - -  
 $\text{Ag}^+$  · · ·

$C_F = 1 \cdot 10^{-4} \text{ M}$   
 $C_{\text{HPO}_4} = 5 \cdot 10^{-3} \text{ M}$   
 $C_L = 1 \cdot 10^{-2} \text{ M}$

$$D_M = \frac{C_{M(\text{org})}}{C_{M(\text{w})}}$$



**Fig.2.** Extraction of alkalimetals, strontium and silver with mono- and bis(crown ether)s

In Fig.2 the extraction values ( $\log D_M$ ) for  $\text{Na}^+$ ,  $\text{K}^+$ ,  $\text{Rb}^+$ ,  $\text{Cs}^+$ ,  $\text{Sr}^{2+}$  and B15C5, B18C6, 1a, 1c, 2a-d and 3a,b are given.

The obviously better extraction of potassium by the substituted



benzocrown derivatives 1a and 1c is remarkable in comparison with B15C5.

As expected the compounds 2a-d proved to be potassium-selective extraction agents. The introduction of a rigid arylenebridge increases the log  $D_M$ -values in the extraction of alkalimetal cations in comparison with aliphatically bridged bis(crown ether)s; it doesn't lead to any increase of potassium-selectivity.

The bis(crown ether) 3b of B18C6-type turned out to be a cesium-selective extraction agent.

The extraction-selectivities of 2a-d, 3a and 3b can be reduced to the influence of the bis(crown ether) effect [5].

The high log  $D_{Ag}$ -values received during the extraction of silver cations are remarkable. A coordinative correlation of silver cations to the nitrogen atoms of the hydrazone group is supposed.

Furthermore, we investigated the potassium- and cesium-selectivity of the bis(crown ether)s by means of the separation factor, given by

$$\alpha = \frac{D_K \cdot D_{Cs}}{D_M}$$

It was possible to determine the composition of the formed complexes by conductometric titration for the cations  $K^+$ ,  $Rb^+$ ,  $Cs^+$  and  $Ag^+$  [6,7].

#### References

1. Holdt H.-J., Teller J.//DD WP C07 D/288 727 8. 1985.
2. Holdt H.-J., Aurich J., Teller J., Kuntosch G.//DD WP C07 D/299 194 4. 1986.
3. Holdt H.-J., Aurich J., Teller J., Kuntosch G.//DD WP C07 D/303 028 1. 1987.
4. Gloe K., Muhl P., Beger J.//Z. Chem., in press.
5. Kikukawa K., He G.X., Abe A. et al.//J. Chem. Soc., Perkin Trans.II 1987. P. 135.
6. Pedersen C.J., Frensdorff H.K.//Angew. Chem. 1972. Vol.84. P.16.
7. Frensdorff H.K.//J. Am. Chem. Soc. 1971. Vol. 93. P.4684.

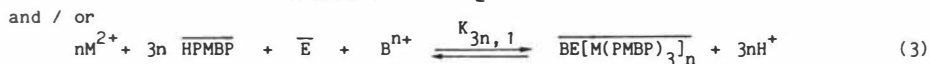
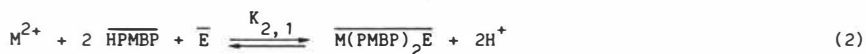
A.M. Sastre\*, A. Sahmoune, J.P. Brunette and M.J.F. Leroy, Laboratoire de Chimie Minérale - E.H.I.C.S. - 1, Rue Blaise Pascal, 67008 - Strasbourg Cedex, France (C.N.R.S., U.A. 405)

Crown ethers are interesting complexing agents particularly towards alkali and alkaline earth metals which can be selectively extracted in the presence of sufficiently hydrophobic anions like picrate (1), di dodecyl naphthalene sulfonate, bis (2-ethylhexyl) phosphate (2), hexachloroantimonate (3). Accordingly, in a previous paper (4), we reported the extraction of the ion pair  $KE^+$ ,  $Co(PMBP)_3^-$  with E = 18C6 type crown ethers and HPMBP = 1-phenyl-3-methyl-4-benzoylpyrazol-5-one. In the absence of  $K^+$ , a synergic extraction of cobalt with the HPMBP-E mixture was also found. This fact was explained by the formation of  $Co(PMBP)_2E^-$  species. The present paper deals with the extraction of divalent transition metals  $M^{2+}$  (M = Cu, Co, Zn, Cd) with mixtures of HPMBP and various crown ethers of different cavities (B15C5, DB18C6, DB24C8 - B, DB = benzo, dibenzo) from aqueous media of 1.0M ionic strength fixed by LiCl, NaCl, KCl, CsCl,  $NaNO_3$  or  $Ba(NO_3)_2$ .

**Extraction equilibria.** The extraction of divalent metals M with HPMBP can be represented by the following equilibrium :



where the overlined symbols refer to the organic phase. In the presence of crown ethers E, a synergic extraction is generally observed. it can be represented by the two following equilibria depending on the alkali or alkaline earth cations  $B^{n+}$  in the aqueous phase and the crown ether employed :



The slopes of the experimental distribution curves  $\log D_M$  vs pH (with  $D_M = [\overline{M}] [M]^{-1}$ ) together with the experimental values of [B] allow the determination of the relative importance of equilibria (2) and (3). From equilibria (1) and (2), it follows the synergic complex formation equilibrium (4).



\* J.P. Brunette, author for correspondence.

A.M. Sastre, on leave from Departament de Química - Escola Tècnica Superior d'Enginyers Industrials de BARCELONA (U.C.P.) - Diagonal 647, 08028 BARCELONA, Spain.

**Table 1**  
**Extraction of  $\text{Co}^{2+}$  by HPMBP + E in chloroform**

crown ether	electrolyte	extracted species	log $K_{2,1}$ or log $K_{3n,1}$	
B15C5	LiCl	$\text{Co(PMBP)}_2\text{E}$	-4.8	
	NaCl		-4.8	
	$\text{NaNO}_3$		-4.7	
18C6	LiCl		-4.1 (5)	
DC 18C6B	LiCl		-4.3 (5)	
DB 18C6	LiCl		-4.9	
DB24C8	LiCl		-4.6	
	KCl		-4.6	
	CsCl		-4.5	
B15C5	KCl	$\text{KECo(PMBP)}_3$	-7.05	
18C6	KCl		-7.4	
DB 18C6	KCl		-6.9	
DB 18C6	$\text{BaNO}_3$	$\text{Co(PMBP)}_2\text{E}$	-4.7	
		+ $\text{BaE[Co(PMBP)}_3]_2$	-14.2	

**Table 2**  
**Extraction of  $\text{M}^{2+}$  by HPMBP + DB 18C6 in chloroform**

electrolyte	extracted species	log $K_3$ or log $K_{3,1}$	
$\text{NaNO}_3$	$\text{Cu(PMBP)}_2$	-	-
$\text{NaNO}_3$	$\text{Zn(PMBP)}_2\text{E}$	1.95	-
$\text{NaNO}_3$	$\text{Co(PMBP)}_2\text{E}$	2.1	-
$\text{NaNO}_3$	$\text{Cd(PMBP)}_2\text{E}$	2.6	-
$\text{KNO}_3$	$\text{Cu(PMBP)}_2$	-	-
$\text{KNO}_3$	$\text{Zn(PMBP)}_2\text{E}$	1.95	-
$\text{KNO}_3$	$\text{KE Co(PMBP)}_3$	-	-6.9
$\text{KNO}_3$	$\text{KE Cd(PMBP)}_3$	-	-8.6

**Results and Conclusions.** The extraction constants of the mixed species  $\text{M(PMBP)}_2\text{E}$  and  $\text{BE[M(PMBP)}_3]_n$ ,  $K_{2,1}$  and  $K_{3n,1}$ , as well as the formation constants of the adducts  $\text{M(PMBP)}_2\text{E}$  have been determined at 25°C. They are summarized in the tables 1 and 2.

The analysis of distribution data shows that the composition of extracted species in organic phase depends on the electrolyte cation. For LiCl, NaCl, CsCl,  $\text{NaNO}_3$ , the extracted species are of the  $\text{M(PMBP)}_2\text{E}$  type. For KCl, the extracted

species are  $\overline{\text{KEM(PMBP)}_3}$  when the crown ethers are B15C5, 18C6, DC18C6, DB18C6 (crown ethers with a good correspondence between their cavity sizes and the  $\text{K}^+$  diameter) and for  $\text{M} = \text{Co}$  or  $\text{Cd}$  (metals with a sufficient stability of the  $\overline{\text{M(PMBP)}_3^-}$  anion). When  $\text{E} = \text{DB24C8}$  (a crown ether with a large cavity) only species of the  $\overline{\text{M(PMBP)}_2\text{E}}$  type are extracted. The formation constants of the  $\overline{\text{M(PMBP)}_2\text{E}}$  adducts follow the order  $\text{Cd} > \text{Co} > \text{Zn}$ . They are not very sensitive to the cavity size of the crown ethers, which shows the external binding of the  $\overline{\text{M(PMBP)}_2}$  complexes. They increase only slightly with increasing the number of oxygen atoms in the cycle and decrease with increasing the electron withdrawing strength of the crown ether substituents ( $18\text{C6} > \text{DC}18\text{C6} > \text{DB}18\text{C6} - \text{DC} = \text{dicyclohexyl}$ ). With  $\overline{\text{Ba(NO}_3)_2}$  as electrolyte, the distribution curves analysis fits with the co-extraction of  $\overline{\text{Co(PMBP)}_2\text{E}}$  and  $\overline{\text{BaE[Co(PMBP)}_3]_2}$ . No synergic effect was observed in the extraction of copper from the different aqueous media in the presence of the various crown ethers.

### References

1. H.K. Frensdorff//J. Am. Chem. Soc. 93, 4684 (1971).
2. W.J. McDowell, B.A. Moyer, S.A. Bryan, R.B. Chadwick and G.N. Case// Proc. ISEC'86. Munich, 1986. I. 477.
3. E. Blasius and K.H. Nilles//Radiochimica Acta, 36, 207 (1984).
4. M. Lakkis, J.P. Brunette, M.J.F. Leroy//J. Alstad, Solvent Extr. Ion Exch. 4, 287 (1986).
5. N.E. Kroutchinina, A. Sahmoune, J.P. Brunette, M.J.F. Leroy//Solvent Extr. Ion Exch. 5, 73 (1987).

A.R. Garifzyanov, A.N. Khramov, V.F. Toropova,  
Kazan State University, Kazan, USSR

Phosphorus-containing podands (FCP) form stable complexes with ions of alkali metals, and in numerous cases are not worse in efficiency than crown-ethers [1]. The presence of phosphoryl groups in the molecules of those compounds permits to expect their interesting extraction properties.

In the present work the extraction of inorganic acids ( $\text{HNO}_3$ ,  $\text{HClO}_4$ ,  $\text{HCl}$ ) and alkali metals perchlorates by several FCP of various structures was studied:  $(\text{RO})_2\text{P}(\text{O})(\text{CH}_2)_n(\text{OCH}_2\text{CH}_2)_m\text{O}(\text{CH}_2)_n\text{P}(\text{O})(\text{OR})_2$ ,  $n=1, m=0(1)$ ;  $n=1, m=1(2)$ ;  $n=1, m=2(3)$ ;  $n=1, m=3(4)$ ;  $n=2, m=0(5)$ ;  $n=2, m=1(6)$ ;  $R=\text{C}_5\text{H}_{11}(1+6)$ ,  $R=\text{C}_6\text{H}_{13}(5)$ ;  $\text{R}_2\text{P}(\text{O})\text{CH}_2\text{OCH}_2\text{CH}_2\text{OCH}_2\text{P}(\text{O})\text{R}_2$ ,  $R=\text{C}_8\text{H}_{17}(7)$ ;  $(\text{RO})_2\text{P}(\text{O})\text{CH}_2\text{CH}_2\text{CH}_2\text{P}(\text{O})(\text{OR})_2$ ,  $R=\text{C}_5\text{H}_{11}(8)$ .

These compounds were synthesized using the Michaelis-Becker reaction, proceeding from dialkylphosphites and dihalogenated ethers. In all cases, the extraction properties of podands were compared with the similar properties of bis-phosphonate (8), not containing oxygen atoms in the bridge fragment.

Nitric acid is extracted via solvate mechanism. On the extraction isotherms of nitric acid with 0.1 M solution of FCP in toluene (fig. 1) at acid concentration of least 5 M, a rising area is noted, corresponding to the accumulation of solvates of composition 1:1 and 1:2:

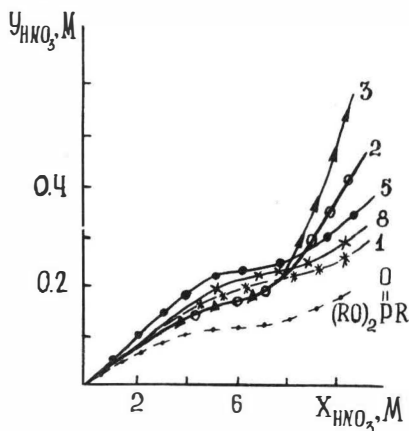
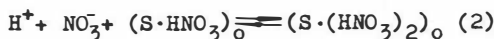
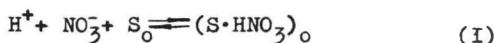


Fig. 1. The extraction isotherms of nitric acid with 0.1 M solutions of podands in toluene



The coordination occurs only via oxygen atoms of phosphoryl groups. This explains the absence of noticeable effect of the structure on the shape of isotherms in this area.

On increasing of  $\text{HNO}_3$  concentration in aqueous phase ( $X_{\text{HNO}_3} > 7 \text{ M}$ ) a transfer to organic phase of solvates  $(\text{HNO}_3)_n \text{S}$  ( $n > 2$ ) is noted. The shapes of isotherms in this area definitely proves the participation of ether oxygen atoms in the formation of hydrogen bond with the  $\text{HNO}_3$  molecules. The increase of the number of ether

oxygen atoms leads to the increase of the extraction capacity of podands.

The studies of the effect of diluent on the extraction of nitric acid showed that in the area of lower solvate extraction the degree of nitric acid extraction increases in the octane - carbon tetrachloride - toluene - chloroform series. In the area of formation of higher solvates with composition 1:1 and 1:2 an inverse dependence is noted (fig.2).

The extraction of  $\text{HClO}_4$  and  $\text{HCl}$  with phosphorus-containing podands proceeds via hydrate-solvate mechanism. Structural changes in the FCP molecules have little effect on the distribution of those acids.

In studies of the extraction properties of phosphorus-containing podands in the row of alkali metals perchlorates a dependence of FCP extraction capacity on the molecule structure was found. Besides the high extraction capacity of podands in respect to lithium perchlorate, the distribution coefficients of perchlorates of other alkali metals in the sodium - potassium - rubidium series increase with the increase of number of oxygen atoms in polyether fragment. Table 1 lists the negative logarithms of distribution coefficients of alkali metals perchlorates between the aqueous phase and .0.1 M solution of PCP in nitrobenzene.

Extraction of alkaly metals perchlorates with 0.1 M solutions of PCP in nitrobenzene

FCP	-log D			
	Li <sup>+</sup>	Na <sup>+</sup>	K <sup>+</sup>	Rb <sup>+</sup>
1	1.96	2.37	2.24	2.04
2	1.71	2.26	1.62	1.64
4	1.59	1.79	1.03	1.10
5	1.44	2.31	2.49	2.73
6	1.60	2.03	1.58	1.59
7	0.55	1.40	0.97	0.97
8	1.28	2.52	2.45	2.30

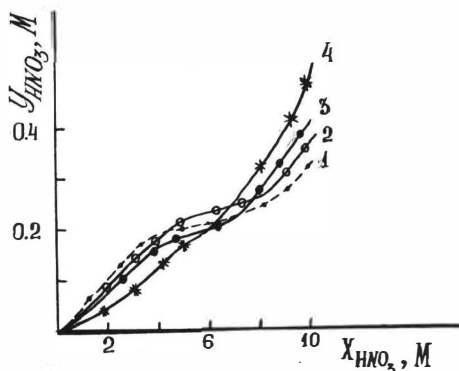


Fig.2. The extraction isotherms of nitric acid with 0.1 M solutions of podand 5 ( $\text{R}=\text{C}_6\text{H}_{13}$ ) in diluents: 1 - octane, 2 - carbon tetrachloride, 3 - toluene, 4 - chloroform

#### Reference

1. Sinyavskaya E. I. //Koord. chim. 1986. Vol. I2. P. II75.

W. Walkowiak, W.A. Charewicz, Institute of Inorganic Chemistry and Metallurgy of Rare Elements, Technical University of Wrocław, 50-370 Wrocław, Poland;  
 R.A. Bartsch, G.M. Ndir, Department of Chemistry and Biochemistry, Texas Tech. University, Lubbock, Texas 79409, USA

INTRODUCTION

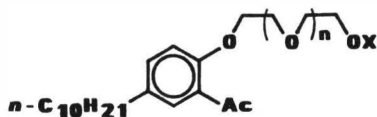
The potential of polyethers as the new generation of specific extracting agents for metal ions has been markedly enhanced by the introduction of polyethers which bear a pendant ionizable group[1]. By attachment of lipophilic groups the solubility of ionizable polyethers in the aqueous phase could be remarkably reduced. In such molecules, novel bifunctional complexing agents are created by the combination of an ionizable group with an ion-binding polyether chain or polyether ring. These ionizable polyethers possess a distinct advantage over neutral polyethers in that transfer of cations from an aqueous phase into an organic medium does not require the concomitant transfer of the aqueous phase anion[2].

By varying polyether part of a molecule, the size of lipophilic part and its attachment site, and the kind and number of ionizable groups, the specific and extremely selective carriers of metal ions can be elaborated[3-9].

We now present results on competitive solvent extraction and liquid membrane permeation of alkali and alkaline earth cations from aqueous solutions by series of lipophilic and ionizable acyclic polyethers of varying molecular structure.

RESULTS AND DISCUSSION

A new series of monoionizable acyclic polyethers 1-10 have now been prepared and utilized as carriers for competitive solvent extraction and membrane permeation of alkali metal cations from aqueous solutions. All studied polyethers possess the same lipophilic group, i.e. decyl group. Polyethers 1-4 have the same acidic groups, i.e. carboxylic groups, and the same terminal groups i.e. benzyl groups. They differ in numbers of polyether oxygens. Results of competitive solvent extraction of alkali metal chlorides from aqueous solutions into chloroform solutions of acyclic polyethers 1-4 give the following selectivity orders:  $Li^+ \gg Na^+ > K^+ \approx Rb^+ \approx Cs^+$  for 1,  $Li^+ \gg Na^+ > K^+ \approx Rb^+ \approx Cs^+$  for 2,  $Li^+ > K^+ \approx Na^+ \approx Rb^+ \approx Cs^+$  for 3, and  $Li^+ > Na^+ > K^+ \approx Rb^+ \approx Cs^+$  for 4.



Ac	X	n			
		0	1	2	3
-COOH		<b>1</b>	<b>2</b>	<b>3</b>	<b>4</b>
-COOH	-H	<b>5</b>	<b>6</b>	<b>7</b>	<b>8</b>
-COOH	-CH <sub>3</sub>	<b>9</b>			
-P(O)(OH)OEt		<b>10</b>			

The  $\text{Li}^+/\text{Na}^+$  selectivity ratio was 4.8 for 1, 3.1 for 2, 2.3 for 3, and 2.5 for 4, respectively. The maximum metal loading into the organic phase was 85% for 1, 90% for 2, 103% for 3, and 63% for 4. All of these acyclic polyethers are selective for  $\text{Li}^+$ . With the lithium cation diameter (1.48 Å) appears to best fit the pseudo-cavity formed upon complexation. This indicates that probably not all of the oxygen atoms are involved in the complexation process. The lower selectivity is observed as the ethylene oxide chain increases. This can be explained in terms of a tendency of these polyethers to wrap equatorially around the cation with the acid group positioned axially.

The next series of studied acyclic polyethers (5-8) comprises compounds with hydrogen as the terminal group. The loading of metal in the organic phase varies from 72 to 95% but selectivity is much poorer. Compounds 5-7 are all selective for  $\text{Li}^+$  with  $\text{Li}^+/\text{Na}^+$  selectivity ratio equal to 1.6 for 5, 1.9 for 6, and 1.4 for 7. Polyether 8 was selective for  $\text{K}^+$ . The change in the best extracted metal from  $\text{Li}^+$  to  $\text{K}^+$  proves a "head-to-tail" cyclization through hydrogen bonding for 8.

Comparizing the acyclic polyethers 1-4 and 5-8 one can suppose that the terminal end groups have an influence on the selectivity of acyclic polyethers. Change from the benzyl to the hydrogen atom end group leads to a decrease of selectivity but has no market effect on extraction efficiency.

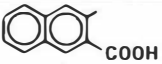
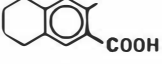
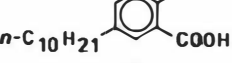
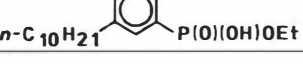
To verify this hypothesis, competitive solvent extractions with 9 were conducted. This extractant is closely related to 1 and 5 but has a terminal methyl group. In this case  $\text{Li}^+$  was again the best extracted metal and the  $\text{Li}^+/\text{Na}^+$  selectivity ratio was 2.9. This is an intermediate value between the values obtained for 1 and 5.



Since the best selectivity for lithium was observed for polyether with two oxygen atoms in polyether chain and with benzyl end group, the last polyether (10) possessed both these groups but instead of carboxylic group bore the diphosphonic acid monoethyl ester group. In this case lithium was still the best extracted metal but the  $\text{Li}^+/\text{Na}^+$  selectivity ratio equaled only 3.0.

The transport of alkali metal cations through bulk liquid membranes by ionizable acyclic polyethers 3 and 4 was also examined. Selectivity order from the competitive transport from aqueous solutions across a chloroform liquid membrane by 3 and 4 was  $\text{Li}^+ > \text{Na}^+ \approx \text{K}^+ \approx \text{Rb}^+ \approx \text{Cs}^+$  in both cases. Both compounds exhibited preferences for  $\text{Li}^+$  transport but 3 had a slightly higher lithium selectivity.



X	n				
	0	1	2	3	4
	<b>11</b>	<b>12</b>	<b>13</b>	<b>14</b>	<b>15</b>
	<b>16</b>	<b>17</b>	<b>18</b>	<b>19</b>	
 $n\text{-C}_{10}\text{H}_{21}$	<b>20</b>	<b>21</b>	<b>22</b>	<b>23</b>	
 $n\text{-C}_{10}\text{H}_{21}$	<b>24</b>	<b>25</b>	<b>26</b>	<b>27</b>	

Dionizable acyclic polyethers 11-27 were utilized as carriers in competitive solvent extraction of alkaline earth cations from aqueous solutions [10,11]. Acyclic polyethers 11-15 are dinaphtoic acid analogues. Neither 11 nor 12 possessed sufficient solubility in chloroform to be utilized in the solvent extraction studies. Polyether 13 was very selective for barium ( $\text{Ba}^{2+}/\text{Ca}^{2+} = 250$ ) while polyethers 14 and 15 exhibited poor selectivity.

The polyether dicarboxylic acids 16-19 are tetralin acid analogues. For 16, 18, and 19 the extraction selectivity orders were  $\text{Ca}^{2+} > \text{Ba}^{2+} > \text{Sr}^{2+}$  (with no  $\text{Mg}^{2+}$ ),  $\text{Ba}^{2+} \gg \text{Sr}^{2+} \approx \text{Ca}^{2+}$  (with no  $\text{Mg}^{2+}$ ), and  $\text{Ba}^{2+} > \text{Ca}^{2+} > \text{Sr}^{2+} > \text{Mg}^{2+}$ , respectively. Extractant 18 shows excellent selectivity for  $\text{Ba}^{2+}$  ( $\text{Ba}^{2+}/\text{Sr}^{2+} = 50$ ). Loading and selectivity of 17 was very poor.

Last serie of acyclic polyether dicarboxylic acids was this with n-decyl salicyl group (20-23). For compounds 20-23 no detectable  $\text{Mg}^{2+}$  was extracted and 22 exhibits excellent selectivity for  $\text{Ba}^{2+}$ . Com-

pounds 20, 21 and 23 which have two less, one less, and one more ethylenoxy units than 22 possessed the lower  $Ba^{2+}$  selectivity. Replacing carboxylic group in compounds 20-23 with diphosphonic acid monoethyl esters (24-27) give worse solvent extraction results. For all four complexing agents,  $Ca^{2+}$  and  $Ba^{2+}$  were preferable extracted over the  $Sr^{2+}$  and  $Mg^{2+}$ .

## CONCLUSIONS

From the results presented it comes that a specific and very selective cation carriers for liquid-liquid extraction and liquid membrane separations could be evaluated by varying the molecular structure of lipophilic and ionizable acyclic polyethers.

We have found that some of studied monoionizable acyclic polyethers were very selective in lithium separation. For example, the  $Li^+/Na^+$  selectivity ratio for polyether 1 was 4.8, while this ratio for lithium over other alkali metals was 12. These results are little worse in comparison to those obtained for crown ether carboxylic acids [12]. Main advantage of monoionizable acyclic polyethers versus ionizable crown ethers is that syntheses of first are much cheaper and simpler.

Results of competitive solvent extraction of alkaline earth cations from aqueous solutions into chloroform by dionizable acyclic polyethers show that these compounds can be good complexing agents. Some of them are very selective for barium. For example, the  $Ba^{2+}/Ca^{2+}$  selectivity ratio for polyether 13 was 250.

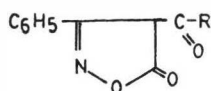
## REFERENCES

1. Bartsch R.A., Heo G.S., Kang S.I., Liu Y., Strzelbicki J. // *J. Org. Chem.* 1982. Vol. 47. p. 457.
2. Strzelbicki J., Bartsch R.A. // *Anal. Chem.* 1981. Vol. 53, p. 1894.
3. Strzelbicki J., Bartsch R.A. // *J. Membrane Sci.* 1982. Vol. 10, p. 35.
4. Charewicz W.A., Heo G.S., Bartsch R.A. // *Anal. Chem.* 1982. Vol. 54. p. 2094.
5. Charewicz W.A., Bartsch R.A. // *Anal. Chem.* 1982. Vol. 54. p. 2300.
6. Charewicz W.A., Bartsch R.A. // *J. Membrane Sci.* 1983. Vol. 12. p. 323.
7. Frederick L.A., Fyles T.M., Malik-Diemer V.A., Whitfield D.M. // *J. Chem. Soc., Chem. Commun.* 1980. p. 1211.
8. Frederick L.A., Fyles T.M., Gurprasad N.P., Whitfield D.M. // *Can. J. Chem.* 1981. Vol. 59. p. 1724.
9. Fyles T.M., Malik-Diemer V.A., McGavin C.A., Whitfield D.M. // *Can. J. Chem.* 1982. Vol. 60. p. 2259.
10. Kang S.I., Czech A., Czech P.B., Stewart L.E., Bartsch R.A. // *Anal. Chem.* 1985. Vol. 57. p. 1714.
11. Walkowiak W., Stewart L.E., Lee H.K., Czech B.P., Bartsch R.A. // *Anal. Chem.* 1986. Vol. 58, p. 188.
12. Bartsch R.A., Czech B.P., Kang S.I., Stewart L.E., Walkowiak W. // *J. Am. Chem. Soc.* 1985. Vol. 107. p. 4997.

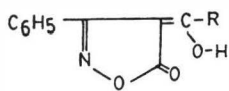
A. Jyothi and G.N. Rao, Department of Chemistry,  
Indian Institute of Technology, New Delhi-110016, India

In the extraction of metals,  $\beta$ -diketones such as thenoyltrifluoroacetone are extensively used [1]. Acyl pyrazolones have been found to be promising reagents for the extraction of metals from acidic media [2-6]. In the present study, the potential of 3-phenyl-4-acetyl-5-isoxazolone (HPAI) and 3-phenyl-4-benzoyl-5-isoxazolone (HPBI) for the extraction of Mn(II), Fe(II), Co(II), Ni(II), Cu(II), Zn(II), and Cd(II) has been investigated. Chloroform was used as solvent for extraction in case of HPBI. Methyl isobutyl ketone was used as solvent with HPAI, as the ligand was soluble in this solvent to a greater extent than other organic solvents. Solid complexes of these metals with HPAI and HPBI have been isolated and studied [7,8]. In common with other  $\beta$ -diketones (like acyl pyrazolones), acyl isoxazolones exist in keto and enol forms (Fig.1).

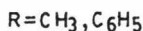
The extraction behaviour of each element as a function of pH in aqueous solution is shown in figs. 2 and 3. Quantitative extraction of Fe(II) was



Keto



enol

Fig.1

observed in the pH range 1.5-8.0 with HPAI and in the pH range 2.5-7.0 with HPBI. Both the ligands showed quantitative extraction of Ni(II) and Co(II) from pH 3.0-9.0. The notable feature

in the extraction of Ni(II) is a shorter equilibration time as compared with acyl pyrazolones [9] or other  $\beta$ -diketones. Zn(II) showed a sharp rise in extraction (fig.3) in the region of pH 4.0-6.0 with HPBI and can be quantitatively extracted from solutions of pH 5.5-8.0. Maximum extraction of Zn(II) (80%) was observed over the pH range 6.0-7.0 with HPAI, then the extraction decreased at higher pH (9.0), where only 30% of Zn(II) was extracted. Fig.2 shows a sharp rise in the extraction of Mn(II) from pH 8.0 by HPAI and the quantitative extraction into the organic phase was observed at higher pH values. Below pH 6.0, no appreciable

quantity of Mn(II) was extracted. Maximum extraction of Mn(II) (95%) was observed over the pH range 8.0-9.0 with HPBI. The extraction of Cu(II) was quantitative in the pH range 2.5-8.0, then decreased at higher pH values and at pH 9.0 only 80% of Cu(II) was extracted. Cd(II) was extracted to the extent of only 25% at a pH of 8.8 with HPAI and 90% with HPBI in the pH range 8.0-9.0.

In order to understand the mechanism of extraction and the composition of complexes formed, plots of distribution coefficient ( $\log K_d$ ) against pH at a fixed ligand concentration, and against  $\log$  of ligand concentration at a constant pH would be valuable (figs. 4 and 5). The plots were linear with a slope of  $\sim 2$  indicating the release of two  $H^+$  ions and the involvement of two molecules of ligand during the extraction process. It can be inferred from these results that the main equilibrium involved in the extraction process may be represented as



where HA represents the ligand HPAI and HPBI. Extraction constant (also called equilibrium constant) for this process is given by

$$K_{ex} = [MA_2]_{org} [H^+]_{aq}^2 / [M^{2+}]_{aq} [HA]_{org}^2. \quad (2)$$

If it is assumed that  $MA_2$  concentration is negligible in the aqueous phase, the distribution ratio is given by

$$K_d = [MA_2]_{org} / [M^{2+}]_{aq}. \quad (3)$$

From (2) and (3) we have

$$\log K_{ex} = \log K_d - 2 \log [HA]_{org} - 2 \text{pH}. \quad (4)$$

The values of extraction constant ( $\log K_{ex}$ ) were calculated from (4), using the experimental values of  $K_d$ , HA and pH. The  $\log K_{ex}$  values calculated for the extracted metals are compared with those of the corresponding systems using 1-phenyl-3-methyl-4-benjoyl-5-pyrazolone (HPMBP) and thenoyltrifluoroacetone (HTTA) and are given in Table-1. It is clear from the table that the extraction of metals occurs at lower pH values with HPAI and HPBI than HPMBP and HTTA. Cd(II) and Mn(II) are, however, exceptions, where the extraction occurs at higher pH values with HPAI. The results obtained in these investigations demonstrate that

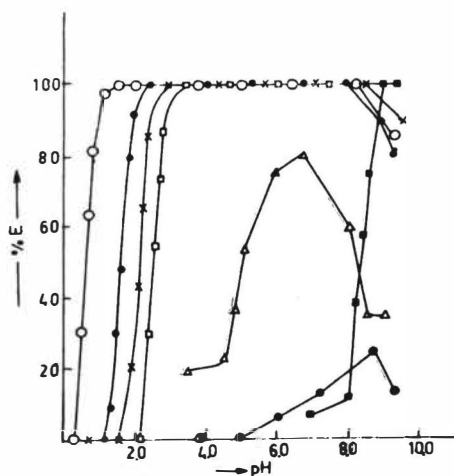


Fig. 2. Plot of pH vs % E

O-Fe(II); ●-Cu(II); x-Ni(II); □-Co(II);  
 ▲-Zn(II); ■-Mn(II); ●-Cd(II) with  
 0.01M HPAI

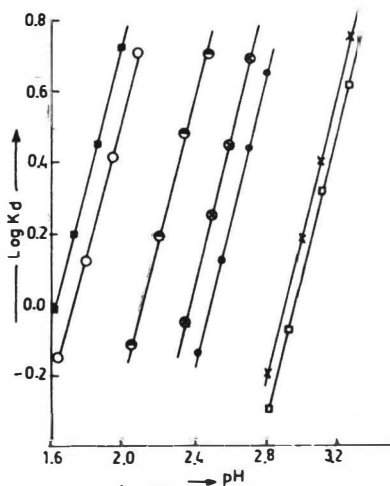


Fig. 4. Plot of log Kd vs pH

○-Cu(II)-HPBI; ●-Co(II)-HPAI;  
 ●-Ni(II)-HPAI; x-Fe(II)-HPBI;  
 □-Co(II)-HPBI; ●-Ni(II)-HPBI;  
 ●-Cu(II)-HPAI

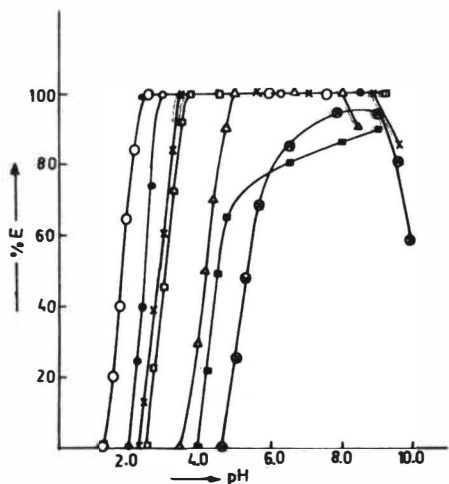


Fig. 3. Plot of pH vs % E

○-Cu(II); ●-Ni(II); x-Fe(II); ▲-Zn(II);  
 ●-Cd(II); ●-Mn(II); □-Co(II) with 0.01M-HPBI

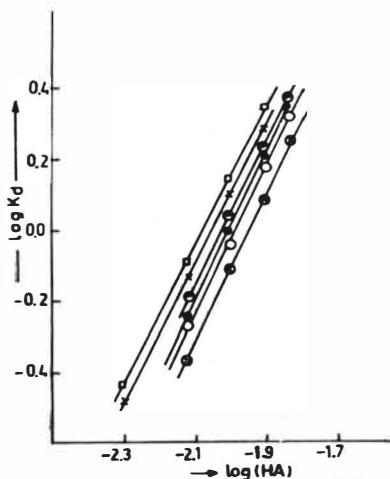


Fig. 5. Plot of log Kd vs log [HA]

○-Mn(II)-HPAI; ●-Fe(II)-HPBI;  
 ●-Cu(II)-HPBI; □-Zn(II)-HPAI;  
 ●-Co(II)-HPBI; x-Ni(II)-HPBI

Table 1. Comparison of Extraction Constant values ( $\log K_{ex}$ ) of metal chelates of HPAI and HPBI with HPMBP and HTTA

Metal	Ligand			
	HPAI	HPBI (a)	HPMBP (b)	HTTA (c)
Mn(II)	-12.63	-6.63	-8.10	-10.07
Fe(II)	+ 2.57	-1.74	-	-
Co(II)	- 1.10	-1.88	-7.25	-6.80
Ni(II)	- 0.51	-0.89	-4.22	-8.60
Cu(II)	+ 0.75	+0.52	-0.70	-1.28
Zn(II)	- 5.89	-4.36	-6.18	-8.13
Cd(II)	only 25% extraction	-4.92	-9.70	-11.4

a) present work      b) ref. 10,11      c) ref. 12,13

acyl isoxazolones represent a new group of promising chelating reagents for solvent extraction studies.

#### References

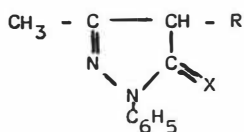
1. De A.K., Khopkar S.M., Chalmers R.A.//Solvent extraction of metals. London: Von Nostrand Reinhold, 1970.
2. Jensen B.S.//Acta.Chem.Scand. 1959. Vol.13. P.1890. 1958.
3. Rao G.N., Thakur J.C.//J.Scient.Ind.Res. 1976. Vol.34. P.110.
4. Zolotov Yu.A., Lambrev V.G.//Zh.Anal.Khim. 1965. Vol.20. P.659.
5. Chmutova M.K., Pribylova G.A., Myasoedov B.F.//Zh.Anal.Khim. 1973. Vol.28. P.2340.
6. Navratil O., Jensen B.S.//J.Radioanal.Chem. 1970. Vol.5. P.313.
7. Jyothi A., Rao G.N.//Spectrochim.Acta,1987. Vol.43A. P.517.
8. Jyothi A., Rao G.N.//Spectrochim.Acta (in press).
9. Joshi S.N., Enanova E.K., Peshkova V.M.//Indian J.Chem. 1973. Vol.11. P.98.
10. Arora H.C., Rao G.N.//Indian J.Chem. 1973. Vol.11. P.488.
11. Chouhan V.S.//Ph.D Thesis, 1978. I.I.T. Delhi. India.
12. Schewitzer A.K., Randolph D.R.//Anal.Chim.Acta. 1962. Vol.26. P.567.
13. Irving H.M.N.H., Edgington D.N.//J.Inorg.Nucl.Chem. 1965. Vol.27. P.1359.

E. Ludwig, G. Hinsche and E. Uhlemann

Pädagogische Hochschule "Karl Liebknecht", Potsdam 1571, GDR

4-Acyl-1-phenyl-3-methyl-pyrazol-5-ones are excellent metal extractants [1] and excel most of acyclic- $\beta$ -diketones. A further improvement of the extraction qualities especially of thiophilic metal ions is observed if oxygen as donor atom is substituted by sulfur [2]. In the same way 4-phenylhydrazono-1-phenyl-3-methyl-pyrazol-5-thione forms stable chelates with non-ferrous and noble metals [3,4] and exhibits good extraction qualities.

It seems interesting to compare these different ligands which all contain the pyrazolone systems



	R	
I	Benzoyl-	O
II	Thiobenzoyl-	O
III	Benzoyl-	S
IV	Phenylhydrazono-	S
V	Phenylhydrazono-	O

The extraction of zinc with these ligands was chosen to evaluate the stability constants of the complexes from the extraction curves. To determine the distribution ratios the AKUFVE-technique with  $^{65}\text{Zn}$  was used [5]. The calculations [6] were made with the aid of a computer programme "MIQUA" following the equations.

$$\frac{1}{D} = \frac{1 + B_1 \cdot c_L + B_2 \cdot c_L^2}{K_{D, M1_2} B_2 \cdot c_L^2}$$

$$c_L = \frac{c_{L, \text{total}}}{c_{H^+}} \cdot \frac{K_{A, HL}}{K_{D, HL}}$$

For the ligands studied the sequence of  $\text{pH}_{0,5}$  values was found as

$$\text{III} < \text{II} < \text{I} < \text{IV} < \text{V}$$

The distribution coefficients of the ligands (chloroform/water) needed for the calculation of the stability constants of the complexes were taken from literature data. In the case of

ligand IV the distribution was measured in strongly alkaline solution; therefore a correction of hydroxide concentration by activity coefficients [8] was necessary.

The evaluated data are collected in table 1.

The comparison of the stability constants of the zinc complexes with differently substituted pyrazolones and thiopyrazolones shows that complexes with O,S- or S,N coordination exhibit similar stabilities, but are more clearly stable than those with O,O-coordination. This result corresponds to the thiophilic character of zinc.

The O,S ligands II, III ( $pH_{0,5} < 2,5$ ), therefore, are better extracting agents than the O,O ligand I ( $pH_{0,5} = 4,8$ ).

Table 1. Stability constants of zinc complexes with different derivatives of pyrazolone, evaluated from distribution data in the chloroform/water system

Ligand	$\lg \beta_1$	$\lg \beta_2$	$\lg \frac{K_{D,HL}}{K_{A,HL}}$
I	2,94 + [7]	6,56 [7]	
	2,85	8,26	8,30 [2]
II	8,36	16,48	9,82 [2]
III	6,84	16,09	8,67 [2]
IV	8,83	16,51	14,70

\*) System benzen/water

4-Phenylhydrazono-1-phenyl-3-methyl-pyrazol-5-thione IV shows a similar complex stability like the ligands with O,S ligand atoms II, III. But there are distinct differences in the acidity which determines the extraction behaviour. From NMR spectra it is known that compounds IV and V are NH acids. The  $pK_a$  values in ethanol/water (1:1) are for the pyrazolone V 8,7 and 7,7 for the thio compound IV. Corresponding to this fact the extraction of d-metals studied here runs off at lower pH values with the S,N ligand.

Table 2. Extraction of d-metals with 4-phenylhydrazono-1-phenyl-3-methyl-pyrazol-5-thione IV and -one V

Extractant	$pH_{0,5}$			
	$Cu^{2+}$	$Co^{2+}$	$Zn^{2+}$	$Ni^{2+}$
IV	4,35	6,70	6,85	7,15
V	6,8	8,65	8,10	9,55



The lg D/pH diagrams prove the formation of 1:2 complexes.

Cobalt is extracted as the cobalt II compound, oxydation, often observed during chelation, does not occur.

Cobalt II also exists in the solid complex as can be seen from magnetic measurements ( $\chi_{B.M.} = 5,41$ ).

#### References

1. Zolotov Ju.A., Kusmin N.M. // Ekstrakzia Metallov Azylpirasolonami. Moskva: Nauka, 1977.
2. Uhlemann E., Maack B., Raab M. // Anal.Chim.Acta, 116 (1980) 153.
3. Hinsche G., Uhlemann E., Zeigan D., Engelhardt G. // Z. Chem. 21 (1981) 414.
4. Hinsche G., Uhlemann E., Szargan R. // Z.Chem. 22 (1982) 110.
5. Gloe, K., Mühl, P. // Isotopenpraxis, 15 (1979) 239.
6. Friedrich A., Bukowsky H., Uhlemann E., Gloe K., Mühl P. // Anal.Chim.Acta, 193 (1987) 373.
7. Navratil O., Smola I. // Collection Czechoslov.Chem.Comm. 36 (1971) 3549.
8. Harned H.S., Owen B.B. The physical chemistry of electrolytic solutions, New York, 1950.

D.I.Skorovarov, G.M.Chumakova, L.I.Rusin, V.S.Uljanov, R.A.Sviridova  
A.N.Sviridov, All-Union Research Institute of Chemical Technology,  
State Committee on Utilization of Atomic Energy,  
Moscow, USSR

One of the most important direction for complexing compounds chemistry is composing such reagents that are not only effective but also highly selective. Regarding research for reagents with selective properties, amides of carboxylic acid with general formula  $RC(O)NR'_2$  (R, R' - alkyl) present certain interest. The given compounds belong to the class of nitrocarbonyl-containing extragents of "neutral" type, their reactivity is conditioned above all by the charge of the oxygen of the carbonyl group.

The study presently carried out in regard of extraction ability of certain amides of carboxylic acids has shown that by changing the structure of substituents at the amide grouping -  $C(O)N<$  one can provide ample opportunity for the solution of the problems concerning separation of elements by solvent extraction. The following parameters of amides as hydrolytic stability and radiation resistance, compatibility with organic diluents, solubility in aqueous media are also greatly dependant on the structure. In accordance to [1-5], amides of carboxylic acids have no shortcomings typical to TBP and could be substituted for TBP in the solvent regeneration technology of nuclear fuel.

The present work goes forth with the study on reactivity of amides and gives data on the extraction of rare earth elements (REE), vanadium, molybdenum, rhenium, uranium, niobium, tantalum by NN-dibutylamide of acetic acid (DBAA), NN-dibutylamide of nonanic acid (DBNA), NN-dibutylamide of fatty synthetic acids of  $C_7-C_9$  fraction (DFSA). The amides used in the study were synthesised by interaction of dibutylamine with chloride of acid of carboxylic acids. The aqueous solutions for REE, uranium, iron, molybdenum, vanadium, rhenium contained 1 g/l of the metal to be recovered and were obtained by dissolving corresponding salt samples: nitrates of REE, uranyl chloride, ferric chlorine,  $(NH_4)_6Mo_7O_{24}$ ,  $NH_4VO_3$ ,  $NH_4ReO_4$  in acids with required concentration. The initial solution for extraction of niobium and tantalum were prepared by dissolving metallic niobium and pentoxide of tantalum in the solution of hydrofluoric and sulphuric acids. The tests were conducted at  $22 \pm 2^\circ C$ . The volumes ratio of aqueous and organic phases 1:1, the diluent - kerosene.

The distribution coefficients (D) of REE in the oxidation degree 3+ at the DBAA extraction without diluent are not high (Table 1). The increasing acidity of the aqueous phase from 2N to 8N leads to decrease of D of rare earth elements. At that, samarium is displaying it to the utmost extent. As compared to erbium, ytterbium, yttrium, NN-dibu-

tylamide of acetic acid most preferentially extracts lanthanum, cerium, praseodymium, samarium and europium.

Presence of salting out one- and two-charge nitrate cations in the solution improves the recovery of metals by DBAA. Thus, by addition 50 - 200 g/l  $\text{NaNO}_3$  or  $\text{Ca}(\text{NO}_3)_2$  to 1N  $\text{HNO}_3$  raises the distribution coefficient of cerium from 0.6 to 3.0 and from 1.0 to 4.1 accordingly.

Table 1. REE distribution coefficients at extraction by NN-dibutylacetamide

REE	$\text{HNO}_3$ concentration, N			
	2	4	6	8
La	0.20	0.200	0.12	0.10
Ce	0.21	0.20	0.22	0.10
Pr	0.20	0.29	0.24	0.12
Sm	0.30	0.24	0.20	0.10
Eu	0.16	0.17	0.11	0.07
Er	0.10	0.10	0.05	0.05
Yb	0.07	0.07	0.05	0.04
Y	0.10	0.10	0.04	0.03

T.2.Mo and Fe distribution coefficients at extraction by 1 mol/l DFSA

Met	$\text{HCl}$ concentration, N				
	2	4	6	8	10
Mo	0.10	20	> 50	> 50	22
Fe	0.7	> 180	> 180	> 180	> 180

The study on the effect of hydrochloric acid concentration on extraction of vanadium, rhenium, uranium, molybdenum has shown that with raising acidity the extractability of these elements by DFSA increases reaching the extreme point of 6N  $\text{HCl}$  for vanadium, 6-8N  $\text{HCl}$  for rhenium and molybdenum, 6N  $\text{HCl}$  for uranium and then drops (Fig.1, Table 2). Iron is quantitatively transferred into the organic phase, starting from 4N  $\text{HCl}$  (Table 2).

The maximal recovery degree comprises 85% for vanadium, 97% for rhenium, 97% for uranium. Under similar

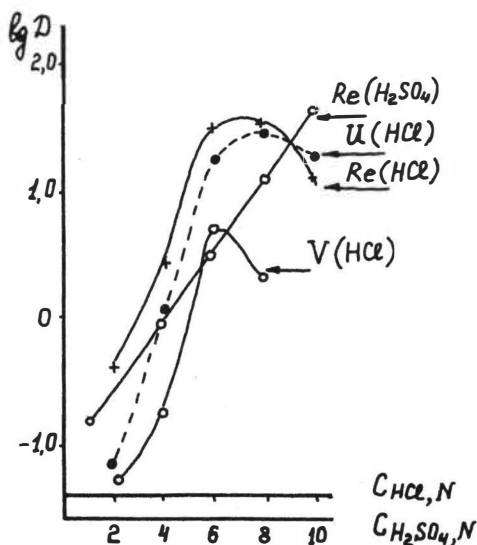


Fig.1.

Distribution coefficients of elements vs. aqueous phase acidity at extraction by 1 mol/l DFSA

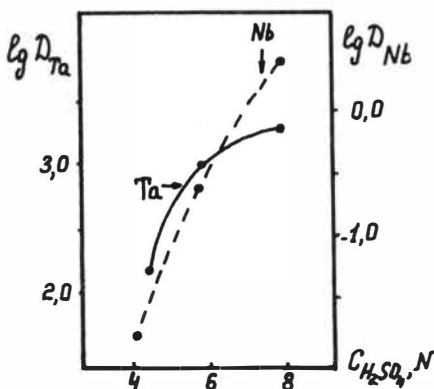
conditions 1 mol/l TBP maximally extracts 75% vanadium. 92% rhenium, 96% uranium.

The influence of iron, sodium chloride and sodium sulphate on the rhenium extraction from the hydrochloric acid medium has been studied. The distribution coefficient of rhenium rises with increasing concentration of NaCl and  $\text{SO}_4^{--}$  ions. Varying iron concentration from 0.3 to 3 g/l in the model solution containing 100 g/l NaCl, 2N HCl, 1 g/l Re practically had no effect on the distribution coefficient of rhenium, which testifies to insignificant ferrum 3+ competition for extractant.

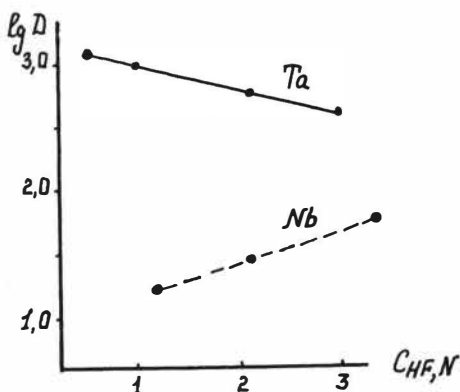
The rhenium capacity of 1mol/l DFSA for the solutions with composition 100 g/l NaCl, 2N HCl, 1 g/l Re has been 1 g/l.

In distinction from hydrochloric solutions, the rhenium extraction out of sulphuric acid solutions is steadily increasing with raising acidity. In 10 N  $\text{H}_2\text{SO}_4$  the distribution coefficient is 54 (Fig.1).

The experiments on extraction of niobium and tantalum with 1 mol/l DBNA, conducted on model solutions let one make a conclusion that while changing concentration of sulphuric acid in the initial solution from 4 N to 8 N the distribution coefficients of Nb and Ta increase. It testifies to the formation of well extractable complexes  $\text{HMeF}_6 \cdot \text{nB}$ ,  $\text{H}_2\text{MeF}_7 \cdot \text{nB}$  (Me = Nb, Ta, B - amide molecule) (Fig.2).



**Fig.2.** Distribution coefficients of Ta and Nb vs.  $\text{H}_2\text{SO}_4$  concentration. Ta was extracted from solution: HF-1N, Ta-0.03 mol/l; Nb: HF-0.5N, Nb-0.02 mol/l



**Fig. 3.** Distribution coefficients of Ta and Nb vs. HF concentration. Ta was extracted from solution:  $H_2SO_4$ -6N, Ta-0.03 mol/l; Nb:  $H_2SO_4$ -8N, Nb-0.02 mol/l

The extraction is considerably affected by hydrofluoric acid, which seems to be extracted by amide and serves, at the same time, as a complexing agent for tantalum (Fig.3).

Thus, the carried out studies have proved the potential ability to utilize amides of carboxylic acids for extractional concentration of rare earth elements as well as for recovery and separation of iron, rhenium, vanadium, molybdenum, uranium, niobium and tantalum. At the the reactivity of amides to above elements is comparable to tributylphosphate, and in some cases exceeds it. The merit of the compounds of  $RC(O)NR'_2$  ( $R, R' > C_4H_9$ ) type is their low solubility in aqueous phase and stability in aqueous-organic phases.

#### References

1. Laskorin B.N., Jakshin V.V., Chumakova G.M.//Radiochimia.1978. Vol.22, N 4. P.511.
2. Gasparini G.M.,Grossi G.//Separ. Science and Technol. 1980. Vol.15. P.825.
3. Grossi G.,Gasparini G.M.,Casarci M.//ISEC' 83.Denver.1983.P.445.
4. Yuan Chenque, Tu Tonquan et al.//ISEC' 83.DENver.1983.P.447.
5. Casarci M.,Gasparini G.M. et al.//ISEC' 86.Munchen.Vol.1.P.107.

C.Cuillerdier, H.Hubert, P.Hoel, C.Musikas, Commissariat à l'Energie Atomique - IRDI/DERDCA/DGR-BP N 6, 92265 Fontenay-Aux-Roses, France

Diamides of carboxylic acids could be an alternative to the CMPO-TBP proposed in the TRUOX process to separate alpha emitters (including trivalent ones) from radioactive wastes solutions. Diamides are interesting economically because they are easy to prepare and to purify. They are completely incinerable and don't create new solid wastes. First investigations [1] permitted to select the number of carbons between the two functional groups; it appeared that malonamides offer the best possibilities because of their chelating effect. The generic formula of these compounds is  $RN(R')C(O)CH(R'')C(O)NR(R')$ ; R and R' are alkyl or oxyalkyl radicals R'' is an hydrogen, alkyl or oxyalkyl radical.

#### Influence of the structure of the solvent on extractive properties.

As they act as chelating agents towards metallic cations steric effects are very important. It has been shown that a short R has a favorable influence on extractive properties. For instance good results have been obtained when R is a methyl and R' a butyl or an octyl group; see Table 1. Further improvements can be found by taking R'' as a long alkyl or oxyalkyl radical instead of hydrogen as it can be seen in Table 2 on distribution coefficients of  $Am^{3+}$ .

Increasing the length of R'' enhances the distribution coefficients; oxyalkyl radicals are better than alkyl ones. An optimum in the size of the oxyalkyl radical seems to be reached (d and e are not better than f which has two less carbons). Ramification has a weak influence (see d and e).

Extraction of acids. Extraction of  $HClO_4$  and  $HNO_3$  [2] has been studied using dimethyldioctylmalonamide (noted as L) diluted in tertio-butylbenzene or toluene for IR spectra. Distribution isotherm (t:23°C) of  $HClO_4$  is given in Fig. 1. It appears that there is a limit to organic  $HClO_4$  concentration corresponding to a 1:1 amide to acid concentration ratio. Assuming that activity coefficients are constant in the organic phase and taking into account the mean activity coefficient  $\gamma_{H^+}$  of aqueous  $HClO_4$ , the equilibrium constant can be written as  $K' = \frac{[HClO_4 \cdot L]}{\gamma_{H^+} [HClO_4]^2 [L]}$  where brackets indicate concentrations. Calculation for each point of the curve gives a constant value of  $4.15 \pm 0.15$  for K'.

As it can be seen on the IR spectra given in Fig. 2 the N=C=O main stretching band at  $1645 \text{ cm}^{-1}$  is strongly affected by  $HClO_4$ ; it

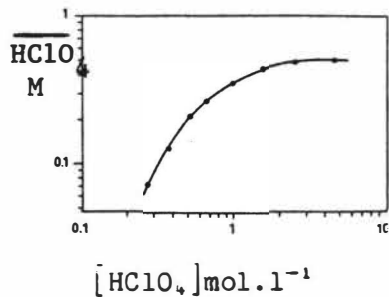


Fig. 1. Distribution isotherm of HClO

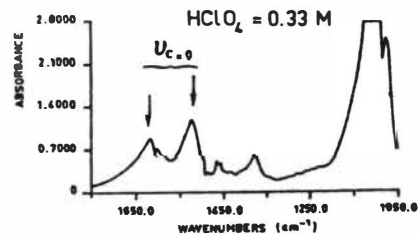
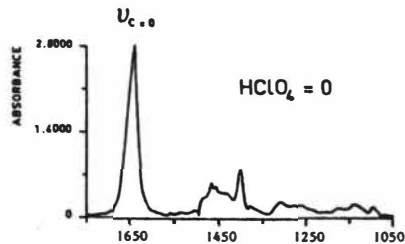


Fig. 2. IR spectra of 0.33M diamide in toluene

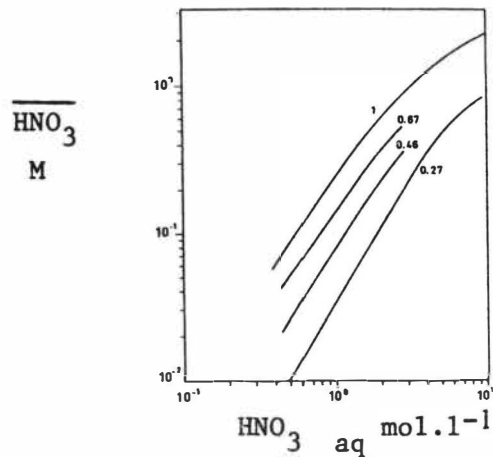


Fig. 3. Distribution isotherms of HNO<sub>3</sub> for various diamide concentrations

Table 1. Influence of the structure of the diamide on the  $\text{Am}^{3+}$  extraction coefficient ( 0.5 M diamide in benzene)

R	R'	$D_{\text{Am(III)}}^*$
$\text{C}_6\text{H}_{11}$	$\text{C}_2\text{H}_5$	0.11
$\text{C}_4\text{H}_9$	$\text{C}_4\text{H}_9$	0.18
$\text{C}_3\text{H}_7$	$\text{C}_8\text{H}_{17}$	0.45
$\text{CH}_3$	$\text{C}_4\text{H}_9$	0.55
$\text{CH}_3$	$\text{C}_8\text{H}_{17}$	1.18

\*D maximum.

disappears and is replaced by two bands at 1615 and 1520  $\text{cm}^{-1}$ . This fact is interpreted by two sorts of interaction with  $\text{HClO}_4$ : - a proton transfer to one C = O with a 125  $\text{cm}^{-1}$  energy shift and an intra molecular hydrogen bond with a 35  $\text{cm}^{-1}$  energy shift. So the extraction equilibrium can be represented by the equation:  $\text{H}^+ + \text{ClO}_4^- + \text{L} \rightleftharpoons \text{HL}^+ \text{ClO}_4^-$ .

$\text{HNO}_3$  extraction isotherms are given Fig. 3. For acidities lower than 5M extraction can be interpreted by the formation of three species in the organic phase  $\text{HNO}_3(\text{L})_2$ ,  $\text{HNO}_3 \cdot \text{L}$ ,  $(\text{HNO}_3)_2\text{L}$  with the equilibrium constants respectively noted  $K'_{1,2}$ ,  $K'_{1,1}$ ,  $K'_{2,1}$ . With the same assumptions on activities, the best fitting of the curve for  $\text{L} = 0,27 \text{ M}$  gives the following values  $K'_{1,2} = 0.64$ ;  $K'_{1,1} = 0,14$ ;  $K'_{2,1} = 0.0075$ . IR spectra for various amounts of  $\text{HNO}_3$  in the organic phase are given in Fig. 4. The infrared pattern is more complicated than for  $\text{HClO}_4$ ; at least four C = O stretching band appear. The 1645  $\text{cm}^{-1}$  one is attributed to free L. For small  $\text{HNO}_3$  concentrations this band is slightly shifted because one  $\text{HNO}_3$  is shared by two L and

Table 2. Influence of the substituant of the central carbon upon  $\text{Am}^{3+}$  distribution ratios aqueous phase  $\text{HNO}_3$  5 M (organic phase: extractant 0.5 M in tertio-butyl benzene  $t = 20^\circ\text{C}$ )

N°	Various R''	$D_{\text{Am}^{3+}}$
a*	$\text{C}_6\text{H}_{13}$	1.16
b	$\text{C}_2\text{H}_4-\text{O}-\text{C}_2\text{H}_5$	3.18
c	$\text{C}_2\text{H}_4-\text{O}-\text{C}_6\text{H}_{13}$	7.55
d	$\text{C}_2\text{H}_4-\text{O}-\text{C}_2\text{H}_4-\text{O}-\text{C}_8\text{H}_{17}$	9.43
e	$\text{C}_2\text{H}_4-\text{O}-\text{C}_2\text{H}_4-\text{O}-\underset{\text{C}_2\text{H}_5}{\text{CH}-\text{CH}_2-\text{C}(\text{CH}_3)_3}$	10.38
f	$\text{C}_2\text{H}_4-\text{O}-\text{C}_2\text{H}_4-\text{O}-\text{C}_6\text{H}_{13}$	11.14

\* 10% decanol added.



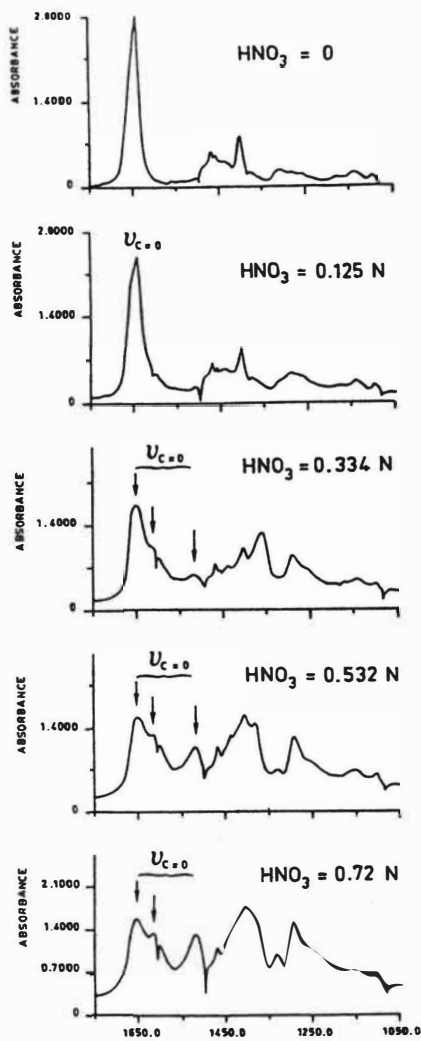


Fig. 4. IR spectra of 0.33M L with various amount of  $\text{HNO}_3$  in toluene

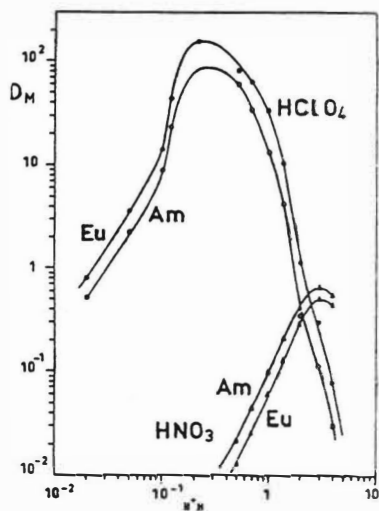


Fig. 5. Distribution coefficients of  $\text{Am}^{3+}$  and  $\text{Eu}^{3+}$  in  $\text{HClO}_4$  and  $\text{HNO}_3$

this interaction is weak. Two other bands at  $1610\text{ cm}^{-1}$  and  $1520\text{ cm}^{-1}$  are attributed respectively to  $\text{HNO}_3\text{L}$  and  $(\text{HNO}_3)_2\text{L}$ . These C = O band shifts indicate that hydrogen bonds are present in the species  $\text{HNO}_3\text{L}_2$  and  $\text{HNO}_3\text{L}$ , in the third species  $(\text{HNO}_3)_2\text{L}$  a proton transfer is found. This fact is due to a bonding of one  $\text{HNO}_3$  to the other one which weakens its basicity and allows the proton transfer.

Extraction of metallic cations [37]. Extraction of americium and europium has been studied in  $\text{HNO}_3$  and  $\text{HClO}_4$  medium using dimethyldi-octylmalonamide diluted in tertibutylbenzene. Distribution coefficients are given in Fig. 5, three important features can be observed:

- distribution ratios are much more higher in  $\text{HClO}_4$  than in  $\text{HNO}_3$  (which is due to higher lipophilic character of  $\text{ClO}_4^-$ -ion),
- the maximum of D is obtained at lower acidities for extraction from  $\text{HClO}_4$  because  $\text{HClO}_4$  competes more strongly than  $\text{HNO}_3$  for the coordination sites of the extractant,
- there is an inversion in the order of Am(III), Eu(III) extractibility. Probably  $\text{ClO}_4^-$  ions remain in the second coordination sphere.

Distribution ratios of  $\text{Am}^{3+}$  and  $\text{Eu}^{3+}$  have been studied as a function of L concentration in  $\text{HNO}_3$  for neutral solutions; slopes of 4.03 and 4.15 for  $\text{Am}^{3+}$  and  $\text{Eu}^{3+}$  can be found. This indicates the following mechanism  $\text{M}^{3+} + 3\text{NO}_3^- + 4\text{L} \rightarrow \text{M}(\text{NO}_3)_3\text{L}_4$ .

At higher acidities the curve is not a straight line, the linear part has a slope close to 2. Which is better represented by:  $\text{M}^{3+} + 2\text{L} \cdot \text{HNO}_3 + \text{NO}_3^- \rightarrow \text{M}(\text{NO}_3)_2\text{L}_2 + 2\text{H}^+$ . Saturation of a 0.3 M solution of amide in toluene by  $\text{Nd}^{3+}$  led to an organic phase with a  $[\text{L}]/[\text{Nd}]$  ratio of 2.0. Studies of U.V.-visible spectra of the complex confirm that in neutral medium metal is bonded to two ligand molecules in the first coordination sphere. In more acidic medium only the two ligands in the inner sphere remain. For substituted malonamides (ex. with  $\text{R} = \text{C}_6\text{H}_{13}$ ) variation of distribution coefficient of  $\text{Am}^{3+}$  as a function of L concentration is a straight line with a slope close to 2 (2.3).

Applied studies. Distribution coefficients of several metals of practical interest in the nuclear fuel reprocessing have been measured with substituted diamides. The values are given in Table 3

- $\text{Am}^{3+}$  and  $\text{Eu}^{3+}$  are well extracted in 3 to 6 M  $\text{HNO}_3$  solutions, they are easily backextracted in a weak medium,
- U(VI), Pu(IV) are easily extracted and can be backextracted but a complexing or reducing medium is needed to separate uranium from plutonium,
- as in case of phosphoric extractants zirconium follows the actinides and must be separated by  $\text{H}_2\text{C}_2\text{O}_4$  complexation,
- corrosion product  $\text{Fe}^{3+}$  is strongly extracted too,
- technetium(VII) is weakly extracted in the whole range of concentration of  $\text{HNO}_3$  studied.

Table 3. Distribution coefficients of several metals in  $\text{HNO}_3$ -Extractant 0.5M in t-butylbenzene  $T=20^\circ\text{C}$   $O/A=1$   $R''=\text{C}_2\text{H}_4\text{-O-C}_2\text{H}_4\text{-O-C}_6\text{H}_{13}$

$[\text{H}^+], \text{M} \rightarrow$	0,06	0,5	1	3	4	5
Am <sup>3+</sup>		0.0012	0.0071	2.45	5.65	11.14
Eu <sup>3+</sup>		0.0015	0.0043	1.19	3.14	6.73
Pu(IV)	0.09	1.89	8.16		184	
U(VI)	0.1	3.75	9.09	55.3		111
Zr(IV)			0.092	7.86		170.2
Zr(IV)			0.020	0.10		1.46
$+\text{H}_2\text{C}_2\text{O}_4$						
Fe <sup>3+</sup>		0.0062	0.01	0.35		66.2
Tc(VII)		0.719	1.095	0.88	0.767	0.751

A mixer settler experiment has been planned, in that purpose behaviour of neptunium has been studied using  $(\text{CH}_3\text{C}_4\text{H}_9\text{NCO})_2\text{-CH-C}_2\text{H}_4\text{-O-C}_6\text{H}_{13}$  (which is less expensive to synthesize) the results are given in Table 4.

Table 4. Distribution coefficients of neptunium(VI) and (V)  
 $T = 20^\circ\text{C}$   $O/A = 1$ . Extractant 0.5M in t-butylbenzene  
 $R'' = \text{C}_2\text{H}_4\text{-O-C}_6\text{H}_{13}$

$[\text{M}^+], \text{M} \rightarrow$	0.5	1	2	3	4	5	6	7
Np(VI)	3.81	5.20	7.91	15.11	73.0	81.6	131	26.5
Np(V)	0.0198	0.029	0.430					

Neptunium(VI) is well extracted in 5 or 6 M  $\text{HNO}_3$  it could be backextracted as neptunium(V) using 0.2 hydroxylamine in 0.1 M  $\text{HNO}_3$  (plutonium is backextracted too as Pu(III) in that medium). Neptunium(V) is poorly extracted from a weak acidic medium, but in a strong acidic medium oxidation and disproportionation occur and Np(VI) and Np(IV) extraction displaces the equilibrium.

**Conclusion.** These studies have clearly shown the interest of pentaalkyl propanediamides for extracting  $\alpha$ -emitters from wastes solutions in nitric acid medium. However it is not possible to select immediately a particular solvent for practical purpose, radiolytical stability must be checked and progress is to be done in economical synthesis. Theoretically, extraction mechanisms differ with the substituent of the central carbon and several studies must be done to elucidate that influence.

#### References

1. Hubert H. CEA-R 5337.1986.
2. Musikas C., Hubert H. //Solvent Extr. Ion Ech.1987. Vol.5. P.151.
3. Musikas C., Hubert H. //Solvent Extr. Ion Ech. In press.

E.R.Alekperov, A.M.Reznik, Institute of Inorganic and Physical Chemistry, Academy of Sciences of the Azerbaijan SSR, Baku, USSR

At boron extraction by aromatic polyoxycompounds the necessary condition is the presence of positive ions in the system, which are a part of a composition of extractive anion complex of boron with reagent as antiions. I.e. with boron coextragates the equivalent quantity of the stated ions, that sharply lowers the selectivity of the process. One of the ways of prevention of such coextraction is the creation of extraction reagents in the molecule of which, along with the most reactive to boron hydroxylic groups, would be present the electrodonor, for example, amino, providing the formation of neutral coordinate saturated extractive compound. We synthesized reagents aminomethyl derivatives of alkylphenol, containing OH- and NH- groups in  $\gamma$ -position relative to each other.

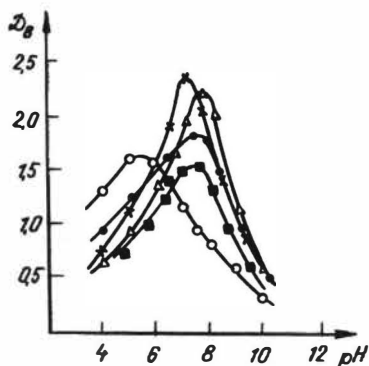
In the report are cited the data on the studies of extraction properties towards boron of the representative of the stated type of compounds - 2oxy-5 - octylbenzylethanolamine (OBEA).

The cryoscopic measurements and IR-spectra investigation allowed us to establish, that OBEA independently on the concentration in weak-polar solvents, for example, benzene, is associated into dimers, whereas in strongpolar solvents - nitrobenzene exists mainly in a monomeric form.

The dependence of boron extraction by OBEA from pH of water solution (fig.) has for all the diluents an extremal character with maximum value of distribution coefficients  $D_B$  in the region of pH 5,0-7,5. At this it is typical, that the value  $D_B$  in optimum extraction condition is correlated with dielectric permittivity of the used diluents, decreasing in series: hexane >  $CCl_4$  > benzene > heptanol > methylethylketone. The low values of  $D_B$  in the case of alcoholic solution OBEA, probably, are explained by the formation comparatively of strong symmetric hydrogen bond between the hydroxyl groups of alcohol and ethanol fragment of extractant that noticeably hampers its interaction with boron ions.

Boron reextraction from an organic phase is carried out by acidic as well as alkaline reagents. The highest degree of reextraction (to 75-80%) is achieved at a use of 3-4% of  $H_2SO_4$  and NaOH ( $[H]_0 = 0,47g/l$ ) solutions and  $Na_2CO_3$  of the same concentrations reextragates boron per 55%.

Studied the effect of chlorides and sulphates of alkaline and alkaline earth metals on boron extraction. The presence of NaCl, KCl,  $Na_2SO_4$  and  $MgSO_4$  in water solution in quantities, that exceeding the boron content to 50-500 times by mass, practically does not influence on its extraction. The presence of the same quantities of  $MgCl_2$  and  $CaCl_2$  no-



Dependence of boron extraction by 0.4 M solution of OBEA in the organic diluents from pH

- benzene
- x hexane
- heptanol
- △ CCl<sub>4</sub>
- methylethylketon

ticeably increases  $D_B$ , i.e. these salts have an effect of salting out. Such influence of the stated compounds well correlates with the character of the values change of their activities coefficients and water activity in the solutions of these salts. At the same time the analysis of the phases after boron extraction has shown, that the ions of alkaline and alkaline earth metals do not coextract into the phase of extractant, that, firstly, witnesses about the selectivity of boron extraction and, secondly, excludes the supposition of extraction proceeding by the mechanism formation of ionic associate, characteristic for aromatic polyols.

The role of proton in the extraction process has been studied by the potentiometric titration of  $H_3BO_3$  and the extractant

in mono- and two-phase systems by NaOH solution. The curves of the extractant titration in the absence and presence of boric acid differ little, it follows from the above, that at interaction of boron with reagent the change of protons number in the system do not occur and the correction of pH in the course of extraction is not required.

The stoichiometry of the extraction is determined by the methods of an equilibrium shift, saturation and also at comparison of the calculated and experimental data for the measurement of extracts molecular mass, containing different quantities of boron. The molar ratio of boron: OBEA in the forming complex is equal to 1:1, and besides, such composition is constant and does not depend upon the concentration of hydrogen ions in the system.

The confirming results as well as the information about the structure of the extractive compound were obtained at the investigation of a solid complex of boron with OBEA, obtained from the organic phase by specially worked out methods. The extracted compound represents by it-

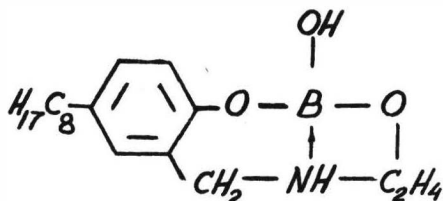
self a noncrystalline substance of white colour with  $T_{ml.} = 148-149^{\circ}C$ . The data of the elementary analysis, cryoscopy and thermogravimetry meet the composition of the complex with an equimolar ratio of the components and correspond to formula  $C_{17}H_{28}O_3NB$ . The study of NMR - spectra on nucleus  $^{11}B$  has shown, that the resonant signal with a chemical shift  $\delta_{BF_3 O(C_2H_5)_2} = -6,0$  m.p. refers to tetracoordinated atom of boron. The analogous result has been obtained at interpretation of IR-spectra. The intensive absorption bands at 1100 and 940  $cm^{-1}$  and absence of characteristic for valent vibrations OH-group band in the region of 3350-3300  $cm^{-1}$  witnesses about bonding of tetracoordinated atom of boron with the molecule of the reagent by means of placed in it both oxygen atoms. A weak band at 3200  $cm^{-1}$  in the spectrum of the complex meets the valent vibration of NH-group and also may be assigned to the excited by intramolecular bond of the valent vibrations of OH-group in B-OH. It is worth to be noted, that the spectra of the solution of the solid complex and corresponding extract in  $CCl_4$  in the region of band absorption of B-O bond are completely identical, that proves the presence in both cases of the same chemical form of boron.

The bond of boron atom with phenolic hydroxygroup of the reagent is being confirmed by the data of the potentiometric titration of benzenethanol solutions of OBFA and its compound with boron by Na OH solution. The dependence curve pH of the medium from the concentration of titrant in the first case has a sloping character, resulted from the interaction of sodium hydroxide with phenolic OH-group. An abrupt jump on the titration curve of boron containing complex witnesses in favour of the supposition about linking of the stated group by atom of boron.

For revealing of coordination bond between atoms of boron and nitrogen in the studied compound was used the capacity of aromatic saturated amines under the dissolution in water to increase pH due to their basicity:  $R_2NH + H_2O \rightleftharpoons R_2NH_2^+ + OH^-$ . The comparison of the results of the measurement of pH of water solution at contacting with it of chloroform OBFA solutions and the complex with boron has shown, that the presence of the former in an organic phase, as it was expected, sharply increases pH of the medium and by growing of its concentration rises the alkalinity of the solution. In the case of complex dissolution independently on its concentration pH of water solution practically remains constant, i.e. it does not reveal the main properties, that gives us the ground to state the presence of a rather stable coordination bond between the atoms of boron and nitrogen.

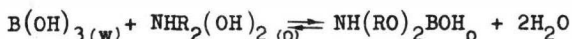
The following fact serves as a proof for it. It is established, that the amines interact with chromium ions forming soluble in organic solvents complexes, that is used for the extraction of Cr(VI) from su-

acid solutions. OBEA also forms with  $\text{Cr}_2\text{O}_7^{2-}$  the coloured compound in the sulfuric medium, extractable by chloroform. In the analogous conditions under utilization of chloroform solutions of boron containing complex OBEA the extraction of bichromate-ions is not observed. The latter may occur in the case of linking of non-fissed electron pair of nitrogen atom, that happens under its coordination with the boron.



The following structure of boron compound with OBEA is expected on the basis of the investigation result.

Owing to coordination bond of the atom of boron with nitrogen in this compound is formed the chelate knot, which includes penta- and hexamembered cycles stabilizing the complex. As the dominating form of the existence of boric ions in water solution in the conditions of extraction is  $\text{B}(\text{OH})_3$ , the formation mechanism of the stated extractable complex can be described by the equation:



The analogous characteristics of the extraction capacity towards boron (high selectivity, favourable conditions of extraction) have been also obtained for a series of other representatives of aminomethyl derivatives of alkylphenol. All this with regard for synthesis simplicity in technological respect of the stated type of compounds allow us to consider them rather perspective extractants for the extraction of boron from hydromineral raw materials.

D.Hadjiev and C.Galabova, Institute of Chemical Engineering,  
Bulgarian Academy of Sciences, Sofia, Bulgaria

The separation of mixtures of substances into individual components is one of the major tasks of chemist or chemical engineer. A large number of unit operations have been developed as tools for them in the cases of separation problems involving liquids. In this field solvent extraction has enjoyed increasing utility in the last several years. It has a number of attractive features but its application is also related to some difficulties. The most important one is the fact that the organic phase must contain a compound capable of interacting significantly with the inorganic species to be extracted. Unfortunately the functional groupings needed for this purposes also tend to increase the interaction of the extractant compound with water. One result is a higher tendency of the latter to distribute into the aqueous phase and be lost. That's why the application of extraction processes to diluted solutions and wastewaters is not economically valuable. Most of the extractants for industrial purposes such as Lix, AGORGA-series, Kelex etc. provide a good selectivity and high extraction rates but are also very expensive. Others like different types fatty acids are cheap and in some cases biodegradable but are still neglected because of their lower extraction rates, bad selectivity or other specific problems. A way to improve the extraction properties of a given extractant is its use in mixed extraction systems. Recently many studies have been carried out with such systems in the field of metal separation [1-5]. Generally they represent mixtures of cationic or cationic and neutral extractants. Here a new type of solvent extraction systems which consist of cationic and anionic extractants are described. The few studies in this field have revealed their possibilities to produce synergistic extraction and/or improve the extraction rates [6-9]. In this paper the possibilities for improvement of the extraction properties of some acidic extractants are studied.

Experimental. The initial test work was performed on synthetic sulphate solutions containing various metals alone or in mixtures. Later in the test program experiments were performed on a model of real sulphate wastewaters containing Cu, Zn and Mn. All the tests were carried out in an AKUFVE 110 apparatus combined with an automatically operating system for pH control and regulation. The organic phase consisted of an acidic extractant (D2EHPA or fatty acids C<sub>14</sub>- C<sub>18</sub> oleic fraction) and a basic extractant (Primene JMT, Amberlite LA-1 or Alamine 336) in kerosene containing 2 volume per cent(-v/v) tributylphosphate



as an emulsion inhibitor. In all cases ammonium hydroxide was used as pH correcting agent.

Results and discussion. Several effects due to the structure of the mixed systems were studied. At first it should be mentioned that the extraction of an inorganic species from an aqueous solution by a solvent is generally the result of one of two types of interaction. If the species extracted is a neutral compound, solvation or complex formation with the extractant is usually involved, accompanied by at least partial loss of the hydration shell of the compound. The second common type of extraction is exactly analogous to conventional ion-exchange. The described system has elements common to both types of mechanisms discussed above - that is it extracts the ionic constituents of inorganic salts as separate species so that the result is extraction of "neutral" compound. That's why the use of mixed cationic-anionic extractant results in smaller quantities of pH correcting agent used to obtain a desired pH value. This can be illustrated by the results obtained when Ag, Cu, Cd, Zn, Co, Ni, Fe and Pb are extracted with the system - 10 v/o fatty acids C<sub>14</sub>- C<sub>18</sub> + 5 v/o Primene JMT without further pH correction. The data are compared in Table 1 to those obtained when only 10 v/o fatty acids are used and using the same initial pH and concentrations and it can be easily determined that

Table 1. Comparison between acidic and mixed extraction systems

N	Metal	Initial pH	Initial concn. mg/l	Primene JMT+ F.A.			F.A.		
				pH	Concen. mg/l	m	pH	Concen. mg/l	m
1	Ag	4,40	1000	3,19	41	23,40	3,00	987,6	0,012
2	Cu	3,55	735	4,61	23	30,95	2,78	73,5	9,00
3	Cd	4,74	670	4,94	314	1,13	3,67	616,0	0,14
4	Zn	5,05	251	5,03	35,2	6,13	3,62	206,0	0,14
5	Co	5,00	549	5,31	424	0,29	3,81	523,0	0,05
6	Ni	5,00	558	5,31	440	0,27	3,79	531,0	0,05
7	Fe	2,04	140	3,75	2,5	55,0	1,97	87,0	0,61
8	Pb	2,93	223	3,40	174	0,28	2,45	187,4	0,19

in most cases higher equilibrium pH values resp. distribution coefficients are obtained. In this manner the use of the new type of extractants leads to improvement of the extraction behaviour of the whole system.

In another series of experiments preliminarily saturated with 1n H<sub>2</sub>SO<sub>4</sub> organic phase (10 v/o D2EHPA or 50 v/o fatty acids + 2 v/o amine of different type) was used to study the influence of the basic extractant on the distribution coefficients of various metal cations. From the plots of lg m vs pH the pH<sub>0,5</sub> values (pH at 50% extraction) were determined and given in Table 2. As it can be seen the effect depends on

on the composition of the mixed system and the type of the metal cation extracted. The presence of the basic component leads in some cases to considerable changes in the selectivity of the extractant towards the metal cation. For example when copper is extracted 2 v/o of amine increase the distribution coefficient about 10 times but only 2,5 times for zinc and even decreases its value for Mn. In this manner modifying the composition a suitable selectivity can be obtained.

Table 2.  $\text{PH}_{0,5}$  values for various mixed extractants

N	Metal	Fatty acids +				D2EHPA +		
		-	JMT	IA-1	Al.336	-	JMT	Al.336
1	Cu	4,10	3,70	3,70	3,70	2,11	2,70	2,52
2	Zn	5,15	5,00	4,95	5,00	1,56	1,52	1,36
3	Mn	5,65	5,82	5,50	6,00	2,62	2,36	2,23
4	Cd	4,70	4,65	5,05	4,70			

The third series of experiments were performed using a model of real solutions containing 0,654 gZn/l, 0,603 gCu/l and 1,15 gMn/l and either 10% D2EHPA or a mixed system - 10 v/o D2EHPA+2 v/o Alamine 336.

Plots of the separation coefficients  $\beta$  vs pH are presented in Fig.1. As it can be seen both Zn and Mn load higher in the case of mixed extractant system and in this manner the decrease in Cu extraction leads to improvement of the selectivity.

As it was mentioned by Mrnka, Yagodin and col. [7,8] the presence of basic component leads to enhancement of the extraction kinetics. This is supported by the results performed using 1 g/l copper solution and organic phase consisting of 10 v/o fatty acids + 5 v/o Primene JMT. Totally regenerated and preliminarily

saturated with 1n  $\text{H}_2\text{SO}_4$  organic phase were used and the results are compared in Fig.2. As it can be seen in the case of low pH values resp. low distribution coefficients a considerable increase in the ra-

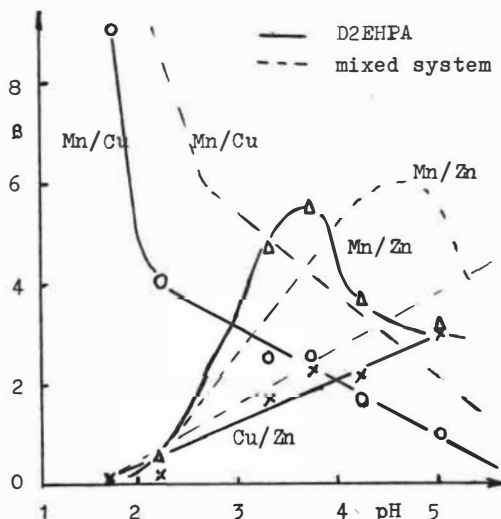


Fig.1. Separation coefficients for Cu, Zn, Mn system in the cases of acidic and mixed extractants

te of extraction can be detected when saturated extractant is used. In the same time an increase in the rate of the process can be established when non-saturated extractant is applied. This can be attributed to the formation of water soluble amine sulphate which acts like a carrier for the extracted cations.

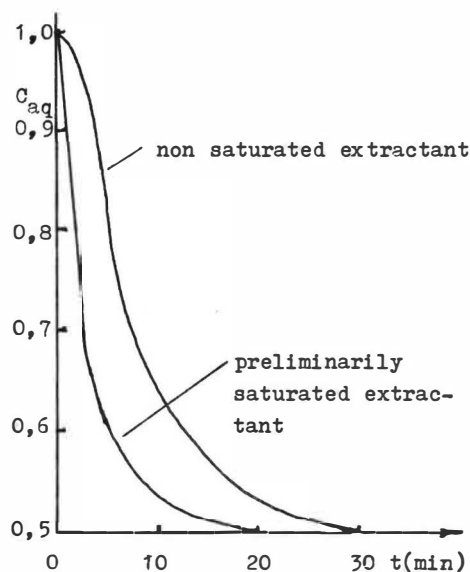


Fig.2. Extraction rates in the cases of mixed extractant systems

In conclusion it should be mentioned that the obtained results are a good illustration of the possibilities of this type of mixed extractant systems. Finally, because these systems use conventional acidic and basic components they form a basis for further development of selective extraction systems simply by the modification of the structure of the individual components of the extractant. Because of these features this type of systems may have considerable promise in extending solvent extraction further into the field of industrial processing of high volume, low cost materials.

#### References

1. Preston J.S. // Hydrometallurgie. 1983. Vol.10. P.187.
2. Osseo-Asare K., Zheng Y. // Papers at ISEC'86. München, 1986. Abstract II-175.
3. Westerholm K., Hummelstedt L. // Papers at ISEC'86. München, 1986. Abstract II-247.
4. Osseo-Asare K., Keeney M.E. // Sep. sci. technol. 1980. Vol.15. P.999.
5. Komazawa I., Otake T. // I&EC Fundamentals. 1983. Vol.22. P.122.
6. Grinstead R.R., Davis J.C., Lynn S., Charlesworth R.K. // I&EC Prod. Res. Develop. 1969. Vol.8. P.218.
7. Mrnka M., Yagodin G.A. et col. // Private communication.
8. Yagodin G.A., Mrnka M. et col. // Chem. Chem. Technol. (russian). 1980. Vol.14. P.990.
9. Yagodin G.A., Tarasov V.V., Fomin A.V., Ivakhno S.Y. // Papers at ISEC'77. Toronto, 1977. P.162.

Yu.E.Nikitin, N.K.Lyapina and Yu.I.Murinov, Institute of Chemistry, Bashkirian Branch of the USSR Academy of Sciences, Ufa, USSR

During the last decade, the problems of searching and synthesizing new effective extragents were becoming still more urgent and important due to the extensive employment of extractions in hydrometallurgy and, besides, to an increasing bulk of low-grade and complex ores. And so, special interest is acquired by the sulfur organic reagents owing to the specific involvement of sulfur in complexations and to the existence of rich natural resources of sulfur organic compounds. The range of industrial extragents is insufficient to meet the processing requirements in hydrometallurgy of rare, non-ferrous, and noble metals. A considerable reserve of sulfurous oils is available in the Soviet Union. Hence, the effective extragents prepared on the basis of sulfur organic compounds should allow research workers to solve the problems, both scientific and technological, in such fields as hydrometallurgy, petroleum chemistry and processing.

Petroleum sulfides. To prepare petroleum sulfides, the distillates of West Siberian and Arlan oils were used, those containing up to 3-8wt.% of organic sulfides. The sulfides were concentrated by extracting the 190-360°C diesel fraction with sulfuric acid (87wt.%) at room temperature with an oil-to-acid ratio as 5:1. The sulfide concentrates yielded 5-6% of the oil gross weight, those containing 12% of total sulfur and 10% of sulfide sulfur. The petroleum sulfides consisted mainly of cyclic sulfides irrespective of oil fields (Table 1).

Table 1

Structural and group compositions of 190-360°C fraction sulfides of different oils, rel.%

Type of compounds	Oil fields		
	Arlan	West Surgut	Arlan
thiamonocyclanes	45.7	56.0	57.6
thiabicyclanes	21.0	16.6	21.0
thiatricyclanes	12.7	13.0	8.5
thiatetracyclanes	4.7	5.4	2.5
thiaindanes	4.7	3.3	3.2
dialkyl sulfides	6.9	3.1	3.7
alkyl cycloalkyl sulfides	2.3	3.2	3.1
alkylphenyl sulfides	1.4	-	0.5

The selective extraction and separation of noble metals (with soft acids according to PSHAB) demand such a class of sulfur organic compounds as those containing sulfur capable of revealing its donor properties and of forming an EDA-complex with the extracted metal. Different thioester derivatives and, hence petroleum sulfides, are considered the relevant compounds [1]. The extraction properties of petroleum sulfides have been studied in extractions of silver nitrates from 0.1 mol/l nitric acid solutions and of gold, platinum, palladium, iridium, ruthenium, and mercury chlorides from hydrochloric acid solutions. The metals are extracted with petroleum sulfides to give the coordinatively solvated compounds  $\text{AcNO}_3 \cdot \text{S}_q$ ,  $\text{PdCl}_2 \cdot \text{S}_2$ ,  $\text{AuCl}_3 \cdot \text{S}$ ,  $\text{PtCl}_4 \cdot \text{S}_2$ ,  $\text{IrCl}_4 \cdot \text{S}_2$ , where S - petroleum sulfide. The extraction degree is about 99% for silver, gold, mercury, and palladium. At room temperature, the petroleum sulfides do not practically extract platinum metals from hydrochloric acid solutions due to the slowly proceeding saturation of chloride-ions for petroleum sulfides in the acid complexes of the said metals. Still, a temperature increase and the use of labilizing agents involved in redox reactions with the extracted metal promote the extraction of platinum metals to increase up to 70-95%.

By the extractivity to gold (III) chloride, the contribution of mesomeric and induction effects of radicals at the sulfur atom have been estimated with respect to the sulfur extraction properties. With an increase in the electronic density on the sulfur atom, the sulfur donor properties become improved and the extractivity of compounds turns out higher as related to the noble metals. The extraction and stability of petroleum sulfide complexes are increased with the growing "softness" of cations  $\text{Zn(II)} < \text{Cd(II)} < \text{Pb(II)} < \text{Cu(II)} < \text{Hg(II)}$ . Besides, there is observed a linear dependence between the values of stability constants (or extraction constants) and of the ion "softness" parameters by Clopman.

On the grounds of the results obtained for the extractivities of petroleum sulfides, they have been suggested as selective and effective extragents to extract and separate the noble metals (Au, Ag, Pd, Hg, Pt, Ir, Rh, and Ru).

Petroleum sulfides are also usefully employed as the extragents of noble metals in analytical chemistry to get their requirements [2].

Petroleum sulfoxides (PSO). To prepare water low-soluble PSO (thus applicable to extractions), one uses either the petroleum sulfide concentrates or the 260-360°C directly distilled fractions of high-sulfurous oils. The petroleum sulfides or distilled fractions are oxidized with hydrogen peroxide. In oxidation of sulfides to sulfoxides, the structure of oxidizable molecules has been found practically unchanged and so, the structural and group compositions of PSO are similar to those of

petroleum sulfides. Two donor atoms present in a sulfoxide molecule favour the extraction of metal salts of both hard and soft acids. Still, in most cases PSOs reveal themselves as hard bases. The extraction properties of petroleum and individual sulfoxides were investigated in extractions of various salts and acids [2-4]. There are formed both non-hydrated and hydrated solvates ( $\text{HNO}_3 \cdot \text{S}$ ,  $\text{HReO}_4 \cdot 2\text{S}$ ,  $\text{HCl} \cdot \text{H}_2\text{O} \cdot \text{qS}$ ) in extractions of acids with sulfoxides [3-4]. The metal extractions with sulfoxides proceed due to the formation of an electron-donor-acceptor-complex (EDAC) of metal salt with sulfoxides; the complex is extracted into an organic phase as it happens in extractions with tributylphosphate. The metal is coordinated via the SO-group oxygen, that being ascertained by IR and NMR spectroscopies of the isolated complexes and of the extracts. The extractions of majority of metals from nitric and hydrochloric acid solutions have been investigated. The petroleum sulfoxides have been proved as effective extragents for extraction and separation of uranium, thorium, rare-earth elements, zirconium, hafnium, bismuth, antimony from nitric acid solutions, of arsenic, tin, bismuth, iron, copper, zinc, indium, gallium, zirconium, hafnium, molybdenum, tungsten, palladium, and platinum metals from hydrochloric acid solutions, of chromium and rhenium from sulfuric acid solutions, and of tantalum and niobium from fluoride sulfuric acid solutions.

On the basis of the data obtained for redox properties of PSO, they have been recommended as extragents of metal salts and acids from the solutions of 0.1-1.0V redox potentials. The lowered acid concentration in an aqueous phase and the decreased phase contact period result in the reduced degree of oxidation of sulfoxides to sulfones.

The uranyl nitrate extraction from 0.1 mol/l nitric acid solution has been taken as an extractivity probe to make the extraction series for sulfoxides and other neutral oxygen containing reagents. The basicity of oxygen containing extragents has been observed to correlate to their extractivity,

$$\lg \bar{K}_V = -11.88 + 5.6 \text{ p}K_S$$

The strength of complexes, and hence the extraction, are increased with the lowered "softness" of the extracted metal. The petroleum sulfoxides are superior to tributylphosphate and inferior to phosphonates. As compared to the neutral phosphorous organic compounds (NPOC), the sulfoxide reveal their higher sensitivity to changes in extraction properties occurring due to an electron-negative substituent. Thus, an aliphatic radical ( $X=2.0$ ) changed for a phenyl one ( $X=2.54$ ) results in 17-times lower extraction with NPOCs and in 40-times lower extraction with sulfoxides for the same metals. Another specific difference of sulfoxides from NPOCs lies in the fact that their extractivity turns

out unpredictable by the IR spectral data. With the aromatic substituents introduced, the valency vibration frequency of SO-group is slightly increased, while in NPOCs it becomes well-pronounced. The enthalpy component has been proved to contribute to the increasing extractivity in a series from aliphatic to cyclic sulfoxides. In complexations, therefore, sulfoxides are more sensitive to structural peculiarities in molecular geometry than NPOCs [4].

Different aspects of lanthanide and actinide extractions have been considered with a mixture of organic acid - sulfoxide. The effectivity of lanthanide and actinide extraction and separation with the picrolonic acid - sulfoxide system varies with respect to the basicity of a neutral addition.

Thermodynamic aspects of the liquid-solid phase extraction have been studied for petroleum sulfoxides and tributylphosphate of rare-earth-element (REE) chlorides.

The metal transfer from solid-to-organic phase should be determined by the enthalpy component of metal chloride solvation with an extragent. As a result, in the course of competitive extraction the organic phase is enriched with the extracted complex of higher stability constant. The obtained data afford a series to represent the solvating ability of petroleum sulfoxides and tributylphosphate to metal chlorides (for extractions of anhydrous metal chlorides). The hydration degree of metal ion produces essential influence on the liquid-solid phase extraction. It has been demonstrated possible to separate alkaline and earth metal chlorides from lanthanide, and light lanthanide chlorides from the heavy ones. The effects of phase ratio, the hydration degree of extracted salts, temperature, the diluent and extracted component types have been investigated in liquid-solid phase extractions.

Our studies into extraction with petroleum sulfoxides have proved them to be promising extragents in extracting of a great number of radioactive, rare, disseminated, and non-ferrous metals, as well as of organic and inorganic acids.

Chromatographic studies of petroleum sulfoxides and sulfones as hydrocarbon solvents. Due to the ever increasing demand for pure hydrocarbons, special importance have acquired the extractive methods used to separate mixtures of various hydrocarbons. The gas-liquid chromatography has been known to serve an excellent method for estimating the selectivity of extragents-solvents and, in particular, of the solvents used to extract aromatic hydrocarbons. Petroleum sulfoxides have been investigated as promising extragents for the extraction of aromatic hydrocarbons and for the separation of parafins and olefins. The limiting activity coefficients  $\gamma^\circ$  have been calculated, and the

selectivity values of PSOs and sulfones ( $S = \gamma^\circ / \gamma_B^\circ$  rel. to benzene) have been found by the separation of various hydrocarbons possessing the same number of carbon atoms. The resulted values are summarized in Table 2.

Table 2

Hydrocarbon	PSO		P.sulfones		Hydrocarbon	PSO		P.sulfones	
	$\gamma^\circ$	S	$\gamma^\circ$	S		$\gamma^\circ$	S	$\gamma^\circ$	S
pentane	3.527	-	4.702	-	cyclohexane	2.690	2.31	3.678	3.07
hexane	3.721	3.20	5.398	4.51	methylcyclopentane	2.822	2.43	3.923	3.28
heptane	4.120	-	6.025	-	benzene	1.163	1.0	1.187	1.0
octane	4.240	-	6.284	-	toluene	1.220	-	1.359	-
hexene-1	2.905	2.50	3.589	3.00	m-xylene	1.397	-	1.586	-
heptene-1	3.080	-	4.086	-	p-xylene	1.281	-	1.546	-
octene-1	3.246	-	4.456	-					

According to Table 2, the most intensive turn out the interactions of aromatic hydrocarbons with PSO and sulfones to reveal a tendency to the formation of  $\pi$ -complexes of different strength degrees. Olefins are also capable of forming  $\pi$ -complexes. Still, the strength of these complexes and, consequently, the intensity of interactions are lower than those for aromatic hydrocarbons. The selectivity of petroleum sulfones is higher than that of PSOs due to the higher positive non-ideality of non-aromatic hydrocarbon solutions in petroleum sulfones.

Petroleum sulfones and sulfoxides may be also usefully applied to the quantitative absorption of sulfurous anhydride and nitrogen dioxide from industrial gases. With the employment of PSO as an adsorbent, the amount of absorbed  $O_2$  reaches 0.55 g per 1 g of the absorbent.

#### References

1. Zolotov Yu.A. // Tsvetnye metally, 1975. N 11. P. 14.
2. Mikhailov V.D., Torgov B.G. et al. // Izv. SOAN SSSR, ser.khim.nauk. 1973. N7. Vyp.3. Str.3.
3. Korpac W. // Nucleonica. 1963. V.8. N11. P. 747.
4. Nikitin Yu.E., Murinov Yu.I., Rozen A.M. Uspekhi khimii. 1976. V.45. N12. P. 2233.



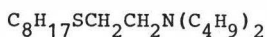
N.G.Afsaletdinova, R.A.Khisamutdinov, Yu.I.Murinov, Institute of Chemistry, Bashkirian Branch of the USSR Academy of Sciences, Ufa, USSR

The studies presented were undertaken to investigate extraction and complexation of rhodium (III) and ruthenium(III) chlorides with individual aminosulfides and aminoketosulfides synthesized for the first time in the Institute of Chemistry, USSR Acad.Sci.Bashkirian Branch. Our objective is to search for some novel highly effective and selective extragents of noble metals, and also to study complexing properties of novel sulfur-nitrogen-containing polyfunctional reagents.

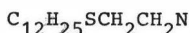
For more detailed understanding of a mechanism of extraction equilibria of aminosulfides and aminoketosulfides with noble metals, the comparison of the extraction results obtained to the content and composition data of complexes extracted is required, thus permitting to observe complexations from common point of view. Proceeding from the ligand coordination of donor atoms as determined by the complexing conditions, the noble metal complexes with aminosulfides and aminoketosulfides were extracted from acid and neutral media by direct and extraction methods.

Structural formulae, conventional and complete names of some reagents studied are listed below :

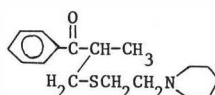
Dibutylaminoethyloctylsulfide  
(DEOS)



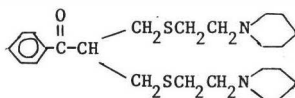
Piperydinoethyl dodecylsulfide  
(PEDS)



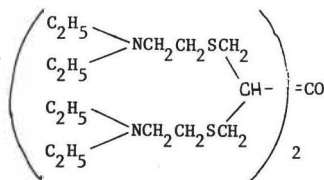
1-Phenyl-2-piperydinoethyl-  
thiomethyl-1-propanone  
(PPP)



Bis (piperydinoethylthiomethyl)-  
1-phenyl-1-ethanone  
(BPP)



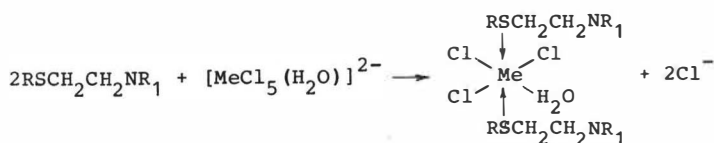
1,1,3,3-tetrakis (diethylamino-  
ethylthiomethyl)-2-propanone  
(TEP)



The rhodium (III) and ruthenium extractions from 0.1-3 mol/l hydrochloride solutions by individual aminosulfides and aminoketosulfides were investigated. The optimum conditions of metal extractions were found i.e. phase contact times, aqueous phase acidities. The extraction isotherms were recorded, the solvate numbers were evaluated. The total sum of the results obtained suggests that the rhodium (III) and ruthenium (III) extractions with the reagents from a strong acid medium have been carried out by the mechanism of interphase anion exchange with the concomitant formation of ion associates, and those from weak acid ones (0.1 mol/l hydrochloride solutions) - by the involvement mechanism. It was shown that with the extractions from strong acid medium with aminosulfides, the stage of ion associate formation proceeded rapidly (in contrast to aminosulfides). The rapid extraction procedure of the given metals alongside with some other metals of the platinum group, aminosulfides and aminoketosulfides, should be explained by a rapid involvement of sulfur atom extragents into the internal coordination sphere of metal ions due to a labile effect of amine nitrogen protonated atoms in the intermediate ion associates formed.

With extractions from the media similar to the neutral ones, the reagent nitrogen atoms are nonprotonated thus affecting the metal transfer to an organic phase. A comparison of rhodium (III) and ruthenium (III) extractions with aminosulfides and aminoketosulfides to those with other noble metals suggests a conclusion that the kinetic factor and aqueous phase acidity are of particular importance.

It is of interest to note that with the gold (III) and platinum (III) extractions the life time of intermediate ion associates is much longer. Proposed is the common equation of rhodium (III) and ruthenium (III) extractions with the reagents studied,



The extracted chloride complexes of the given metals were isolated and assigned. The results obtained confirmed the extraction mechanism proposed. The contents and properties of the extracted complexes and coordinated compounds isolated by a direct method were compared. In the course of our studies, a number of physical chemical analysis techniques were used, such as IR-, PMR-, and electron spectroscopies.

Lu Zhong'e, Liu Guoxing,

Department of Chemistry, Suzhou University, Suzhou, China

Some kinds of organosulfur compounds are important extractants for noble metals. We have studied a kind of compounds with the structure of



In this paper, we introduce ethyl dodecylmercaptoacetate (EDMA), which unlike other sulfur ethers, has no unpleasant odor and can be used as an extractant for palladium satisfactorily.

According to our previous reports, the reversed-phase paper chromatography using a solution of an extractant as the stationary phase can be used as a rapid and simple method to estimate the extractability of the extractant for metal ions [1-4]. As the reversed-phase paper chromatography is similar in mechanism to liquid-liquid extraction, the smaller the R<sub>F</sub> value in the R<sub>F</sub> graph, the greater will be the extraction coefficient (D) of the extractant for the metal. Compare the R<sub>F</sub> graphs shown in the periodic table, one can easily observe the extractive and selective abilities of the extractant for different metal ions. For EDMA, we used paraffin oil as a high boiling point solvent, and this solution was used as a stationary phase in reversed-phase chromatography. Different molarities of HCl and HNO<sub>3</sub> were used as the mobile phase. The R<sub>F</sub> graphs of more than 30 metallic ions are shown in Fig. 1, 2.

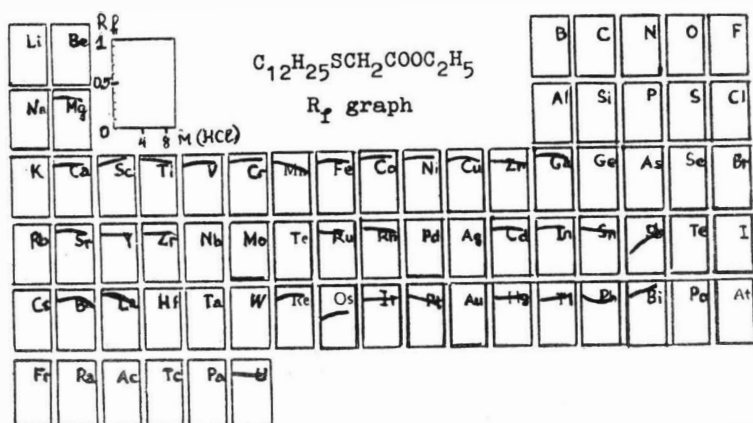
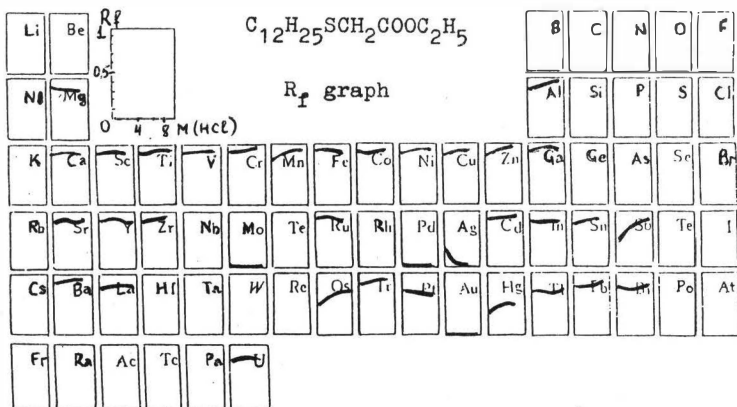


Fig. 1. R<sub>F</sub> graph of metals using paraffin oil-EDMA as stationary phase and HCl as mobile phase



**Fig.2.**  $R_f$  graph of metals using paraffin oil-EDMA as stationary phase and  $HNO_3$  as mobile phase

From the  $R_f$  graph, we can see that EDMA is an excellent extractant for  $Pd^{2+}$  and  $Au^{3+}$ , and with low extraction coefficient for most of the metals such as  $Ca^{2+}$ ,  $Mg^{2+}$ ,  $Cu^{2+}$ ,  $Zn^{2+}$ ,  $Fe^{3+}$ ,  $Co^{2+}$  in HCl and  $HNO_3$  system. We further studied the extraction behavior of EDMA for palladium.

(1) The percentage extraction (E %) of  $Pd^{2+}$  in different diluent are shown in Table I.

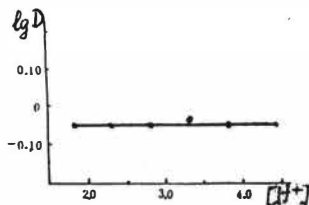
diluent	chloroform	carbon tetrachloride	toluene	cyclohexane	petroleum ether	kerosine
E %	81.5	99.3	99.9	98.5	98.8	98.7

[EDMA] =  $2 \times 10^{-2}$  mole; [ $Pd^{2+}$ ] =  $7.4 \times 10^{-3}$  M; [HCl] = 0.65 M;  $t = 28^\circ C$ .

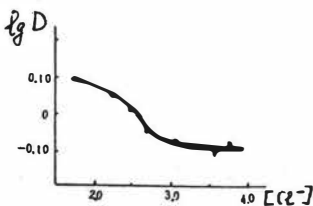
(2) Distribution coefficient (D) of EDMA for different molarities of HCl are shown in Table II.

HCl (M)	0.1	0.6	0.9	1.3	2.0	2.8	4.3	6.4
log D	1.6	1.1	1.0	0.99	0.80	0.78	0.71	0.59

[EDMA] =  $2 \times 10^{-2}$  M; [ $Pd^{2+}$ ] =  $1 \times 10^{-2}$  M;  $t = 28^\circ C$ .



**Fig.3.** Relation between  $\log D$  and  $[H^+]$



**Fig.4.** Relation between  $\log D$  and  $[Cl^-]$

The relation between  $\log D$  and  $[H^+]$  or  $[Cl^-]$  are shown in Figs 3, 4.

(3) The number of EDMA coordinate to Pd is determined by the method of molecular ratio (Fig.5). The ratio of EDMA to Pd is 2:1.

(4) The composition of extracted complex is also determined by the method of saturation. The ratio of EDMA to Pd is also 2:1.

(5) From Infrared spectrum, we can see that EDMA coordinates with Pd through the sulfur atom. (FIG.6)

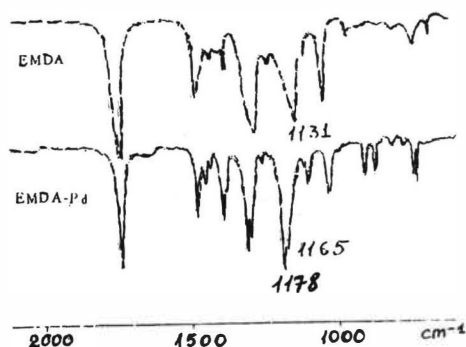
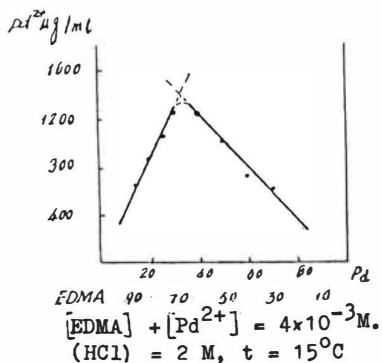


Fig.5. Extraction of  $Pd^{2+}$  with the change of molecular ratio

Fig.6. IR of EDMA and EDMA-Pd complex

(6) The solid extracted complex is obtained after recrystallization from toluene. It is an orange yellow crystal, m.p.  $33^\circ C$ . Its elementary analysis coincides with the formula  $PdCl_2 \cdot 2EDMA$ .

	Pd	Cl	C	H
determined	14.06	9.41	51.19	8.78
calculate	14.11	9.40	50.96	8.56

From the above discussion, we can see that EDMA can strongly extract palladium and the composition of the extracted complex is  $PdCl_2 \cdot 2EDMA$ .

#### References

1. Chen Keqian, Lu Zhongge // Acta Chimica Sinica. 1977. Vol.35. P.175.
2. Chen Keqian, Lu Zhongge // Acta Chimica Sinica. 1978. Vol.36. P.307.
3. Lu Zhongge // Fen Xi Hua Xue. 1981. Vol.9. P.152.
4. Chen Keqian, Lu Zhongge // J. of Inorg. Chem. (Chinese Chem. Soc.), 1986. Vol.2. P.121.

R.A.Alekperov, M.M.Mamedov, E.F.Teimurov, F.M.Movsumov, F.N.Mamedov, Sh.R.Aliev, Institute of Inorganic and Physical Chemistry, Academy of Sciences of the Azerbaijan SSR, Baku, USSR

Mono- and polynuclear phenols having two or several hydroxyl groups in their composition possess complexing properties with respect to some elements and are used in the analytical chemistry [1]. However, because of their low selectivity they haven't found large application in the analysis. On partial or complete substitution of oxygen atoms in the molecules of such phenols by sulphur atoms they get new properties - the spectrum of their action with metal ions is changed, they become more selective, their complexes with metals absorb light within a wide range of wave length [2]. On interaction of such compounds with metal ions there are scarce but high-grade data [3,4].

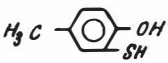
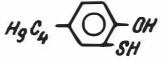
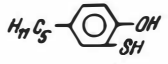
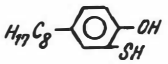
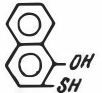
The given report is dedicated to the results of systematic study of oxymonothiophenols (OTPh) as an extraction and extraction-photometric reagent.

It has been developed a convenient synthesis procedure - reducing splitting of di- and polysulphides of the corresponding alkyl phenols. Some samples of this class of compounds were synthesized by the methods of element analysis, gas-liquid chromatography, spectroscopic investigation (PMR, electronic, IR), their individuality and purity were proved. For the synthesized oxymonothiophenols the general physico-chemical characteristics were determined - the solubility in water ( $S_p$ ), ionization (pK) and distribution (P) constants necessary for the description of extraction in every particular case (Table 1). Oxymonothiophenols are poorly soluble in water, depending on the length of the alkyl radical  $10^{-2}$ - $10^{-5}$  mole/l. The solubility decreases in the same order with increasing of the number of benzene nuclei in their molecules. They represent weak bibasic acids. With rising of the molecular mass the numerical values of ionization constants decrease. The interrelation between the molecular mass and ionization constants is described by the equation:  $pK=5,72 \lg M- 6,68$ . Distribution constants of all the studied oxymonothiophenols increase in a series: hexane- $CCl_4$ -benzene.

With the help of a special research it was established a relative stability of OTPh with respect to acids. The hydrochloric, perchloric, phosphoric, boric, acetic acids in all the concentrations, nitric acid to 0,5n and sulphuric acid to 8n are inert towards oxymonothiophenols; on a long contact with them OTPh undergo no changes. In a dark bottle

OTPh solutions during 10 days after their preparation independent on nature of a reagent itself and a solvent are resistant towards direct light. The relative stability of oxymonothiophenols decreases with rising of the alkyl radical in their molecule, it being dependent on the solvent nature.

Table 1. Physico-chemical characteristics of oxymonothiophenols

Name	Structural formula	$S_b$ mole/l $\times 10^3$	$pK_2$	$lg P_{CCl_4}$
2-oxy-5-methylthiophenol		30,60	5,62	1,78
2-oxy-5-tert-butylthiophenol		2,73	6,07	2,75
2-oxy-5-tert-amylthiophenol		0,88	6,28	3,00
2-oxy-5-tert-octylthiophenol		0,11	6,93	3,40
2-oxythionaphthol		0,07	6,15	3,30

The presence in the molecule of oxymonothiophenols of hydroxyl and sulphhydryl groups in a position favourable for complexing, out of which proton is easily substituted by metal ions, promotes within the wide range of acidity the formation of medium of compounds being extracted with elements, for which a stable bond with sulphur is characteristic. In Table 2 extraction conditions of a number of elements out of different media by solution of 2-oxy-5-tertbutylthiophenol to  $CCl_4$  are presented.

The extraction range for the most of metals depends both on the composition of aqueous solution and on the nature of an organic solvent. In case of application of polynuclear oxymonothiophenols under the similar conditions the range of maximum extraction is considerably narrowed and it is characteristic of all the systems studied. The extraction of separate elements is markedly affected by the length of the alkyl radical in the reagent molecule. A reagent:metal relation in the compounds being extracted generally corresponds to the oxidation

**Table 2.** Extraction of metals 0,005 by the solution of 2-oxy-5-tert-butylthiophenol to  $\text{CCl}_4$

Element	pH range of maximum extraction out of	
	hydrochloric acid solution	sulphuric acid solution
Mo(VI)	pH 1,0-4,0 n.HCl	pH 1,0-3,0 n.H <sub>2</sub> SO <sub>4</sub>
W(VI)	pH 2,0-1,0 n.HCl	pH 2,0-1,0
Bi <sup>3+</sup>	pH 4,5-0,4 n.HCl	pH 4,5-4,0 n.H <sub>2</sub> SO <sub>4</sub>
Co <sup>2+</sup>	pH 7,5-8,2	pH 7,5-8,2
Te(IV)	pH 5,5-10,0 n.HCl	pH 5,5-11,0 n.H <sub>2</sub> SO <sub>4</sub>
Hg <sup>2+</sup>	pH 5,0-3,5 n.HCl	pH 5,0-6,0 n.H <sub>2</sub> SO <sub>4</sub>
Ag <sup>+</sup>	pH 1,0-4,0	pH 4,0-3,0 n.H <sub>2</sub> SO <sub>4</sub>
Se(IV)	pH 8,0-11,0 n.HCl	pH 1,0-6,0 n.H <sub>2</sub> SO <sub>4</sub>
Ni <sup>2+</sup>	pH 6,8-7,5	pH 8,0-10,0

degree of the particular element under the extraction conditions. With bismuth as an example it has been studied crystalline structure of the compound being extracted, in which a metal atom forms a strong covalent bond with three sulphur atoms and is coordinated by one hydroxyl group. The electronic spectrum of metal oxymonothiofenolates, obtained in different extraction systems is within the range  $\lambda_{\max} = 360 - 600 \text{ nm}$  with molar absorption coefficient  $n \cdot 10^4$ . The colour of extracts is stable.

The characteristics above were the basis for the development of extraction-photometric procedures of determination of elements in concrete objects, in most cases without separation process.

#### References

1. Ivanov V.M., Nguen Khyu Vi. Azoderivatives of pyrocatechin as analytical reagents.//JCh. 1981. Vol.36. P.149.
2. Alekperov R.A., Movsumov F.M., Mamedov M.M., Teimurov E.F. Extraction and photometric determination of molybdenum by oxymonothiofenols.//Azerb.Chem.J. 1986. Number 6. P.147.
3. Zincke T., Arnold.// 1917. B. 50. 116.
4. Dziomko V.M., Cherepakhin A.N.//Collection of articles of All-Union Correspondence Polytechnical Institute. 1955. Number 11. P.36.



E.Figuerola, N.Miralles, A.Sastre, M.Aguilar,

Departament de Química, Escola Tècnica Superior d'Enginyers Indus -  
trials de Barcelona, Diagonal 647, 08028 Barcelona, SPAIN

In the last years some new organophosphorous compounds have been commercialized, among them, a lot of work has been devoted to bis-(2,4,4-trimethylpentyl)phosphinic acid (CYANEX 272) (1) and its ability to separate cobalt (II) from nickel (II) (2,3), however only a few studies have been undertaken in order to describe the behaviour of CYANEX 272 in other systems (4,5).

In this work the extraction of zinc (II), cadmium (II), copper (II) and iron (III) from aqueous nitrate solution by CYANEX 272 dissolved in Isopar-H has been studied at 25°C.

Distribution data have been analyzed both graphically and numerically using the program LETAGROP DISTR.

The composition of the extracted species was determined and the formation constants of the different species are given.

#### REAGENTS AND EXPERIMENTAL PROCEDURE

Cyanex 272 (Bis-(2,4,4-trimethylpentyl)phosphinic acid): Supplied by Cyanamid, it has been purified before use (6).

Isopar-H (ESSO): has been washed twice with distilled water before use.

Sodium nitrate: used as ionic media, it has been prepared as described in reference (7).

Metal nitrate solutions have been prepared directly from metal nitrates (Merck p.a.).

The distribution equilibria studies were carried out at 25°C shaking equal volumes (15 ml) of the organic and aqueous phases until the equilibrium is reached.

The organic phase composition was  $c$  mol.dm<sup>-3</sup> of Cyanex 272 dissolved in Isopar-H,  $c$  was varied from 0.010 to 0.100 mol.dm<sup>-3</sup>.

The aqueous phase composition consisted of 0.1 mol.dm<sup>-3</sup> (Na<sup>+</sup>, H<sup>+</sup>, M<sup>n+</sup>) NO<sub>3</sub> where M<sup>n+</sup> were Zn<sup>2+</sup>, Cd<sup>2+</sup>, Cu<sup>2+</sup> and Fe<sup>3+</sup>.

Metal content in both phases was determined by Atomic Absorption Spectrometry (using a 2380 Perkin Elmer Absorption Spectrometer). Determination of metal content in the organic phase was made after stripping with hydrochloric acid.

#### RESULTS

The metal distribution between the organic and aqueous phases, was obtained directly as the ratio of the total metal concentration in both phases.

$$D = \frac{M^{n+}_{org}}{M^{n+}_{aq}}$$

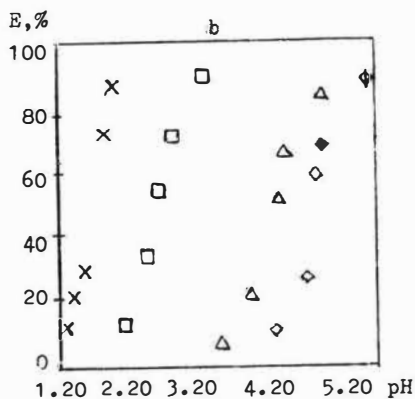
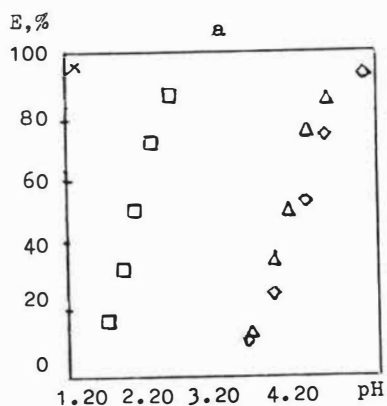
Distribution coefficients were measured as a function of pH and extractant concentration at constant metal concentration of 10<sup>-4</sup> mol.dm<sup>-3</sup> for Zn(II), Cd(II) and Cu(II) and 10<sup>-3</sup> mol.dm<sup>-3</sup> for Fe(III). Extraction percentages against pH for the different metals at two Cyanex 272 concentrations, are given in figure.

The distribution equilibria of M<sup>n+</sup> with cationic extractants can be written as follows

TABLE I

Equilibrium constants for the extraction of Cu(II), Zn(II), Cd(II) and Fe(III) by Cyanex 272 dissolved in Isopar-H at 25°C

Metal	$\log K_{20}$	$\log K_{21}$	$\log K_{22}$	$\log K_{23}$
Zn(II)		-2.12 -2.15±0.09	-1.69 -1.76(max-1.51)	
Cu(II)	-7.50 -6.67±0.17		-4.40 -4.43±0.10	
Cd(II)	-7.57 -7.34±0.25			-4.83 -4.69±0.19
	$\log K_{30}$	$\log K_{32}$		
Fe(III)	-0.86 -0.71±0.18	0.47 0.71(max1.16)		

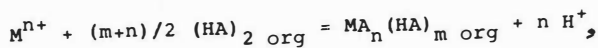


Extraction percentages as a function of pH at constant metal concentration: Cd(II), Cu(II) and Zn(II)  $10^{-4}$  mol.dm $^{-3}$ , Fe(III)  $10^{-3}$  mol.dm $^{-3}$ .

a - Cyanex 272 concentration: 0.100 mol.dm $^{-3}$

b Cyanex 272 concentration: 0.010 mol.dm $^{-3}$

□ Zn(II); Δ Cu(II); ◇ Cd(II); × Fe(III)



where HA refers to Cyanex 272.  $K_{mn}$  is the extraction constant defined as

$$K_{mr} = \frac{MA_n (HA)_m \text{ org} H^{+n}}{M^{n+} (HA)_2 \text{ org}^{(m+n)/2}}$$

A preliminary graphic treatment obtained by plotting  $\log D$  against  $\log (HA)_{2 \text{ org}}$  at constant pH showed that two species,  $MA_n(HA)_m$  and  $MA_n(HA)_s$  were formed in organic phase for each metal.

Assuming that this two species are formed and taking into account the distribution coefficient, the following function can be obtained.

$$D H^{+n} = K_{mn} (HA)_{2 \text{ org}}^{(m+n)/2} + K_{sn} (HA)_{2 \text{ org}}^{(s+n)/2}$$

In order to determine  $m$ ,  $s$  and the extraction constant values, the experimental data, plotted as  $\log D - npH$  against  $\log (HA)_{2 \text{ org}}$  were composed with the theoretical model function  $\log Y = \log(u^{m+n} / 2 + Lu^{(s+n)/2})$ . Where

$$\log u = 2/(m+n) \log K_{mn} + \log (HA)_{2 \text{ org}}$$

and

$$L = \frac{K_{sn}}{K_{mn}^{(s+n)/2}}$$

By superposing the experimental curves for each metal with the theoretical model  $\log Y$  vs  $\log u$ , values of  $m$ ,  $s$ ,  $K_{mn}$  and  $K_{sn}$  can be calculated. Results are shown in table I.

A refinement of the model obtained was performed by using a version of the general minimizing program LETAGROP, specially adapted to the treatment of distribution data, LETAGROP-DISTR (8). In this program, the computer searches for the best set of formation constants that minimize the error squares sum defined by:

$$U = \sum (\log D_{\text{exp}} - \log D_{\text{calc}})^2,$$

where  $D_{\text{exp}}$  represents the metal distribution ratio determined experimentally and  $D_{\text{calc}}$  represents the calculated distribution ratio value obtained by solving the mass balance equations for HA, metals and ionic media, using a set of complexes and their equilibrium constants. The program also calculates the standard deviation  $\sigma(\log D)$  defined by:

$$\sigma(\log D) = \sum (\log D_{\text{exp}} - \log D_{\text{calc}})^2 / N_p^{1/2}$$

Results are given in Table I.

#### REFERENCES

1. W.A. Rickelton, A.J. Robertson, D.R. Burley. US Patent 4,353,883, 1982.
2. W.A. Rickelton, D.S. Flett, D.W. West//Solvent Extr. and Ion Exch. 2(6). 815. 1984.
3. P.R. Danesi, L. Reichley-Yinger, G. Mason, L. Kaplan, E.P. Horwitz, H. Diamont//Solvent Extr. and Ion Exch. 3(4). 435. 1985.
4. L. Ke-an, S. Muralidharan, H. Freiser//Solvent Extr. and Ion Exch 3(6), 895, 1985.
5. L. Ke-an, H. Freiser Solvent Extr. and Ion Exch. 4(4). 739, 1986.
6. E. Figuerola. Doctoral Thesis, Universitat Autònoma de Barcelona. 1987.
7. "Some Laboratory Methods" Dpt. of Inorganic Chemistry, The Royal Institute of Technology, Stockholm, 1959.
8. D.H. Liem//Acta Chem. Scan. 25. 1521. 1951.

Chengye Yuan and Shusen Li, Shanghai Institute of Organic Chemistry, Chinese Academy of Sciences, Shanghai, China

Solvent extraction is now developed as one of the most important methods in isolation and purification of various ions including actinides, lanthanides, transition and precious metals. Extraction process also shows great potentiality both in the manufacture of organic acids and in the treatment of industrial effluents contaminated with radioactive and toxic heavy metal ions as well as organic pollutants. Metal extraction which is based on the formation of complexes by organic ligands with metal ions or corresponding ionic species, may be regarded as a multi-componental coordination process between heterogeneous phases. The radical property of extraction separation is, however, dependent chiefly on the stability of metal complexes, which are closely related both to the structure of ligands and to nature of metal ions. The appearance of a new potential extractant can have very dramatic influence on the process of hydrometallurgy. However, development of such new extractants, up to now, is usually worked out by the screening method, which requires large amount of investment and labour. Quantitative examination of the contribution of structural effects on the extraction performance of ligand will provide an experimental basis for the molecular design of extractants [1]. Unfortunately, this field still remains at the qualitative or semi-quantitative stage up to now.

According to Laskorin [2], the polar effect of the substituent is the predominant factor for the reactivity of the extractant. Therefore, the relationship between the extraction equilibrium constant ( $K_{ex}$ ) and substituent polar parameter  $\sigma_p$  suggested by Kabachnik is as

$$\lg K_{ex} = a + b\sigma_p \quad (1)$$

Since the results were not satisfactory when using Eq. 1 in most cases, so they supposed that the steric and entropy effect should also be taken in consideration. Therefore, an additional term,  $li$ , was introduced to represent the steric and entropy influence

$$\lg K_{ex} = a + b\sigma_p + c li \quad (2)$$

Unfortunately, Eq. 2 is still unable to demonstrate the structural influence of ligands on their behaviour in metal extraction in some systems. Meanwhile, Rozen [3] proposed that the extractability of the acidic ligand should be determined by its dissociation constant  $pK_a$

$$\lg K_{ex} = a + b pK_a \quad (3)$$

Actually, there is no radical difference between Eqs. 1 and 3 because the  $pK_a$  value of an organic acid is linearized to that of the substituent of compounds.

As illustrated by our early investigation, the reactivity of coordinating atom or group, the steric effect and the solubility of ligands are the basic structural factors determining the extraction behaviour

of ligands in metal extraction [4]

$$\lg K_{\text{ex}} = \lg K_{\text{exo}} + \int \delta + \delta \Sigma E_s + k \Sigma C, \quad (4)$$

where  $K_{\text{exo}}$  is the extraction equilibrium constant of reference compound,  $\delta$ ,  $E_s$  and  $C$  are parameters for polar, steric and solubility effect, and  $\int$ ,  $\delta$  and  $k$  are the relative coefficient respectively.

Since the polar constants of long chain alkyl and alkoxy groups, which are specific and characteristic for organic extractant, are still insufficient in the literature [2], the QSAR studies of organic extractants was thus inhibited. As an extension of Kabachnik constant, a series of  $\sigma^P$  of long chain alkyl and alkoxy groups was proposed by us [5]. The acceptance of  $\sigma^P$  as a measurement for substituent polarity was evidenced by the excellent linear relationship between this constant and other physico-chemical parameters including group connectivity [6], characteristic frequency in IR spectra,  $^{31}\text{P}$  NMR chemical shift and rate constant of alkaline hydrolysis of alkylphosphonates [7].

It was well-established by us in our previous studies that steric effect of the substituents plays an important role in metal extraction. It is, therefore, necessary to select or establish substituent steric parameters. Unfortunately, the wider use of the classic Taft  $E_s$  was restricted by its colinearity with polar constant. The possibility of application of Charton's  $\chi$ , which is evaluated based on the van der Waals radius, was examined. The results of correlation analyses were in Table 1.

Table 1. Statistic Data on Correlation Analyses in Cobalt, Nickel Extraction

$$\lg K_{\text{ex}} = \rho \Sigma \sigma^P + \delta \Sigma E_{PA} + C$$

Ser.	Correlation	$\rho$	$\delta$	$C$	$r$	$s$	$\psi$	$n$	$t$ or $F$	C. L. (%)
1	$\lg K_{\text{ex}} - \Sigma \sigma^P$ (Co)	0.86	—	-4.16	0.6938	0.34	0.76	22	4.31	99.9
2	$\lg K_{\text{ex}} - \Sigma \nu$ (Co)	—	-1.01	-4.07	0.5145	0.39	0.95	11	1.80	98.0
3	$\lg K_{\text{ex}} - \Sigma E_{PA}$ (Co)	—	1.01	-4.65	0.5935	0.38	0.84	22	3.30	99.0
4	$\lg K_{\text{ex}} - \Sigma \sigma^P, \Sigma \nu$ (Co)	0.78	-0.81	-3.10	0.8221	0.27	0.67	11	8.34	97.5
5	$\lg K_{\text{ex}} - \Sigma \nu, \Sigma E_{PA}$ (Co)	-0.97	0.05	-4.08	0.5150	0.41	1.00	11	1.44	—
6	$\lg K_{\text{ex}} - \Sigma \sigma^P, \Sigma E_{PA}$ (Co)	0.86	1.00	-3.17	0.9107	0.20	0.44	22	46.20	99.5
7	$\lg K_{\text{ex}} - \Sigma \sigma^P$ (Ni)	3.03	—	-2.19	0.8754	0.63	0.51	20	7.68	99.9
8	$\lg K_{\text{ex}} - \Sigma \nu$ (Ni)	—	-3.81	-1.93	0.7156	0.91	0.79	9	2.71	95.0
9	$\lg K_{\text{ex}} - \Sigma E_{PA}$ (Ni)	0.99	—	0.81	0.4169	1.18	0.96	20	1.95	90.0
10	$\lg K_{\text{ex}} - \Sigma \sigma^P, \Sigma \nu$ (Ni)	2.56	-1.64	-0.44	0.9646	0.33	0.32	9	40.13	99.5
11	$\lg K_{\text{ex}} - \Sigma \nu, \Sigma E_{PA}$ (Ni)	-4.47	-0.61	-4.69	0.7384	0.82	0.80	9	4.06	—
12	$\lg K_{\text{ex}} - \Sigma \sigma^P, \Sigma E_{PA}$ (Ni)	3.03	1.00	5.86	0.9697	0.33	0.26	20	133.97	99.5

The data indicate that multiple regression involving  $\sigma^P$  and  $\Sigma V$  provides satisfactory result only for nickel extraction (series 10) but not for cobalt (series 4). This difference is probably arised from the various steric requirments for cobalt and nickel complexes which forms tetrahedron and octahedron configuration respectively. An individual substituent steric parameters for Co and Ni in extraction with acidic phosphorus esters were introduced by us [8]. By statistical treatment, an empirical equation representing quantitative relationship between structure and property of acidic phosphorus esters in cobalt and nickel extraction was proposed

$$\lg K_{ex}^{Co} = 0.86 \Sigma \sigma^P + 1.00 \Sigma E, CoPA - 3.17, \quad (5)$$

$$\lg K_{ex}^{Ni} = 3.03 \Sigma \sigma^P + 1.00 \Sigma E, NiPA + 5.86. \quad (6)$$

Establishment of equation 5 and 6 provide a theoretical basis for the design of organic extractant with expected properties towardng cobalt and nickel extraction.

As demonstrated by correlation analyses ( series 6 and 12 in Table 1) relating  $\lg K_{ex}$  to  $\Sigma \sigma^P$  and  $\Sigma E, Co(Ni)PA$ , the statistic parameters meet requirments excellently. It forms a contrast to single term regression with  $\Sigma E, Co(Ni)PA$  (series 3 and 9 ). As expected, multiple regression involving  $\Sigma V$  and  $\Sigma E, Co(Ni)PA$  with  $\lg K_{ex}$  ( series 5 and 11 ) gave also poor results.

The fact that the influence of substituent polar constant on nickel extraction is significantly greater than that for cobalt extraction can be reasonalized by different configuration of the extracted species. Since the octahedron configuration of the nickel complex, in which two positions were occupied by water molecules, may thus be treated as square planner coordination compound which is highly sensitive to the steric effect of organic extractants.

It was also found by us that there is a quantitative relationship between the separation factor and the steric parameter.

Upon comparison of equation 5 and 6, it is resonable to predict that the structure of an effective extractant for cobalt and nickel separation should be with smaller  $\Sigma \sigma^P$  and larger  $\Delta E, Co(Ni)PA$ . By applying this principle, di(1-methylheptyl)phosphinic acid would be excellent in cobalt and nickel separation. This theoretical predication is well supported by experimental data [9,10]. It is, therefore, expected to use E,CoPA or E,NiPA in extraction those metal ions which possess similar configuration of coordination compounds in extraction process as cobalt or nickel.

Analogously, a set of substituent steric parameters for rare earth extraction by mono-basic phosphorus ligand was derived [11]. Because of the similarity of the outer-sphere electronic structure and the chemical

reactivity of lanthanide, it is reasonable to conclude that  $\Sigma E, NdPA$  and  $\Sigma E, SmPA$  are nearly the same. Their average deviation is less than 0.08. Averaging these two parameters, we can get the steric constant  $\Sigma E, REPA$  for this series of compounds. Excellent correlation coefficients has been obtained when using steric constant  $\Sigma E, REPA$ , polar constant  $\Sigma \sigma^p$  to correlate with  $K_{ex}$  in lanthanide extraction.

$$\lg K_{ex}Nd = -2.69\Sigma\sigma^p + 2.89\Sigma E, REPA - 2.62 \quad (7)$$

$$r = 0.999, S1 = 0.167, S2 = 0.058, S3 = 0.199$$

$$T1 = 16.08, T2 = 49.58, T3 = 13.15, CL = 99.99, n = 13$$

$$\lg K_{ex}Sm = -3.31\Sigma\sigma^p + 3.12\Sigma E, REPA - 2.21 \quad (8)$$

$$r = 0.999, S1 = 0.154, S2 = 0.054, S3 = 0.184$$

$$T1 = 21.51, T2 = 58.28, T3 = 12.03, CL = 99.99, n = 13.$$

The separation factor between a pair of rare earths in extraction with acidic phosphorus-based ligand can be estimation by subtracting Eqs. 7 from 8

$$\lg \beta_{Sm/Nd} = -0.62\Sigma\sigma^p + 0.23\Sigma E, REPA + 0.41. \quad (9)$$

The experimental results of separation are in good agreement with the calculated value from Eq. 9.

By the similar treatment the satisfying structural requirements for Y and Yb separation can be represented as

$$\lg \beta_{Yb/Y} = -0.65\Sigma\sigma^p + 0.30\Sigma E, REPA + 0.38. \quad (10)$$

Based on above equations, it is reasonable to explain the superiority of mono-(2-ethylhexyl) ester of 2-ethylhexyl phosphonic acid (  $\lg \beta$  for Sm/Nd 1.02, for Yb/Y 0.81 ) over D2EHPA (  $\lg \beta$  for Sm/Nd 0.86, for Yb/Y 0.56) which has been widely used in rare earth separation in industrial scale, and it is also expected that both octyl cyclohexylphosphonate and  $\beta$ -substituted alkyl ester of isopropyl phosphonate[12] will show better properties in lanthanide separation.

Table 2. Multiple Regression Data in Metal Extraction by Eq. 11

M	$\rho$	$\delta$	r	C	RMS	R	$t_p$	$t_\delta$	$t_r$	n
Co <sup>2+</sup>	-0.368	-0.956	-0.151	-4.476	0.103	0.920	3.788	5.187	4.362	19
Ni <sup>2+</sup>	-2.006	-2.693	-0.259	-2.562	0.479	0.919	3.914	2.427	1.610	19
Nd <sup>3+</sup>	-1.764	-3.314	-1.403	9.132	0.695	0.894	3.383	1.256	2.425	8
Sm <sup>3+</sup>	-1.742	-3.699	-1.582	10.731	0.784	0.887	2.962	1.242	2.425	8
Y <sup>3+</sup>	-1.726	-4.788	-1.535	12.819	0.791	0.872	2.906	1.593	2.330	8
Yb <sup>3+</sup>	-1.600	-4.294	-1.556	13.082	0.726	0.881	2.938	1.558	2.576	8

A new approach for the evaluation of steric effect of substituents in extraction of metals ( Ni, Co, RE ) with acidic phosphorus ester by molecular mechanics calculations was suggested by us [13]. Dialkyl tert-

butylphosphate or phosphinate was chosen as a model structure for the simulation of the steric environment of complexes. The optimum geometry of these two model esters were determined by molecular mechanics program (Allinger's MM2). It was found that the difference of the local steric energy of hydroxyl oxygen in the model phosphorus ester is closely correlated with the degree of the size of substituents and can thus be used as a measurement of the steric effect of the substituent ( $E_{s,ex}$ ). A series of  $E_{s,ex}$  of alkyl and alkoxy groups were estimated. In the meantime, since the solubility of ligand is a element which can not be neglected in the extraction process, a new term  $\lg P_R$  representing the contribution of substituents on extraction, based on Hanson's  $\lg P$  value was introduced

$$\lg K_{ex} = \rho \sum \sigma^2 + \delta E_{s,ex} + \gamma \lg P_R + C. \quad (11)$$

The statistic data was shown in Table 2.

As demonstrated by data on Table 2, further study on the selection of better simulation model structure is necessary in establishing substituent steric parameters by molecular mechanics studies.

This project was supported by the National Natural Science Foundation of China.

#### References

1. Yuan C.Y. // Lecture at Symposium on New Solvent Extraction Reagents, ACS 189th National Meeting, Paper No. INDE 143. Miami, U. S. A., April/May 1985.
2. Laskorin B.N., Fedova L.A., Buchikhin E.P. Khimia Protsesov Ekstraktsia, Moscow: Atomizdat, 1972.
3. Rozen A.M. Khimia Protsesov Ekstraktsia, Moscow: Atomizdat, 1972; RadioKhimia, 1983, 25, 603.
4. Yuan C.Y. // Proceedings ISEC'80, Liege, Belgium, paper No. 80-81; Proceedings ISEC'83, Dever, Colorado, U.S.A., p. 272; Preprints ISEC'86, Munchen, FRG, vol. 2, p. 489; Kexue Tongbao, 1977, 22, 465; Nucl. Science and Tech. 1962, 908.
5. Yuan C.Y., Hu S.S. // Acta Chimica Sinica, 1986, 44, 590.
6. Hanson P. // J. Chem. Soc. Perkin Trans. II, 1984, 101.
7. Yuan C.Y., Hu S.S. // Acta Chimica Sinica (to be published).
8. Yuan C.Y., Yuan S.G., Hu S.S. // Acta Chimica Sinica, 1987, 45, 625.
9. Yuan C.Y., Li S.S., Long H.Y. // Phosphorus and Sulfur, 1983, 18, 323.
10. Xu Q.R., Shen D.Z., Jiang Y.T., Yuan C.Y. // Solv. Extr. Ion Exch. 1986, 4, 927.
11. Yuan C.Y., Hu S.S. // Scientia Sinica (B), 1987, 27.
12. Yuan C.Y., Yan J.Y., Feng H.Z., Long H.Y., Wu F., Jin P. // Scientia Sinica (B), Eng. Ed. 1987, 30, 681.
13. Li S.S., Yuan C. Y., to be published.



N.A. Danilov, G.V. Korpusov, O.B. Utkina, S.A. Pogorelskaya,  
Institute of Physical Chemistry, Academy of Sciences of the  
USSR, Moscow, USSR

Tributylphosphate (TBP) is one of the phosphororganic compounds most frequently employed for the separation of rare earth elements (REE). At the same time it has a number of drawbacks: high solubility in water (0.39 g/l), the possibility to form the third phase upon saturation of TBP, diluted with saturated hydrocarbons, with REE nitrates and others.

The present work is concerned with the study of the properties of triisoamylphosphate (TIAP), extractant devoid of the above drawbacks, its properties are compared to those of TBP.

Triisoamylphosphate containing more than 98% of the basic component ( $d = 0.952 \text{ g/cm}^3$ ,  $n_D^{20} = 1.4275$ ,  $t_{\text{boil}} = 143-146^\circ\text{C}$  (3-4 mmHg), content of acid impurities 0.002%) was used as an extractant.

The data on the REE extraction with TIAP are scanty and refer, mainly, to the extraction of microquantities of REE [1,2]. Primary attention in this work is paid to the study of those regularities of REE extraction with TIAP, which are of important for its practical application (isotherms of lanthanide extraction, the influence of REE concentration and concentration of salting out agents in the aqueous phase on the values of REE distribution and separation coefficients, effect of  $\text{HNO}_3$  concentration and others.)

General regularities of the REE extraction with TIAP and other NPOC are analogous. For example, the shape of the dependence of the REE distribution coefficients on the  $\text{HNO}_3$  concentration in the aqueous phase is typical of NPOC. It is related to the REE extraction by two mechanisms with the formation of  $\text{Ln}(\text{NO}_3)_3 \cdot 3\text{S}$  compounds over the range of moderate  $\text{HNO}_3$  concentrations and  $\text{HxLn}(\text{NO}_3)_{3+x}$   $\text{HNO}_3$  concentrations higher than 10 M. A decrease in the values of REE distribution coefficients over the acidity range 4-9 M is due to the  $\text{HNO}_3$  extraction (Fig. 1). By analogy with TBP TIAP extracts well  $\text{HNO}_3$  (Fig. 2), the formation of the solvates  $\text{HNO}_3 \cdot \text{S}$  and  $(\text{HNO}_3)_2 \cdot \text{S}$  being possible. A considerable increase in the volume of the organic phase (up to 30%) is observed during extraction. The extraction isotherms (Fig. 3) happen to be the main characteristics during the REE extraction with NPOC. The shape of the isotherms is typical of all the NPOC, Sm having the highest distribution coefficient among them. A shift of the Y position in the REE extractability row upon the change of their concentrati-

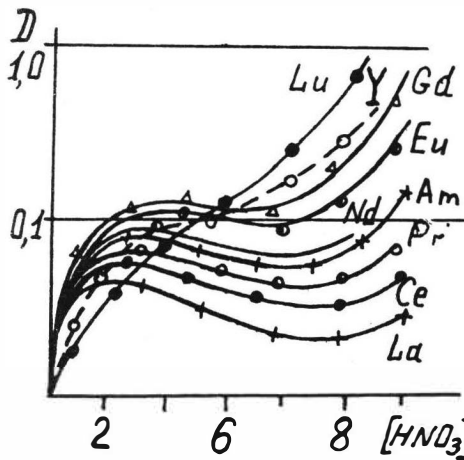


Fig. 1. Dependence of REE distribution coefficients on the  $\text{HNO}_3$  concentration

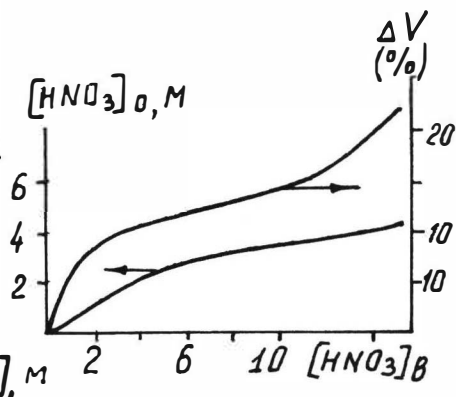


Fig. 2. Isotherm of the  $\text{HNO}_3$  extraction and the increase in the volume of the organic phase

on in the aqueous phase is observed. The volume of the organic phase increases up to 7% in the range of the maximum saturation, when it is saturated with lanthanide nitrates. Molar ratios  $\text{TiAP}:\text{REE} = 3:1$ . Similar data were obtained by the delution method, which supports the formation of trisolvate  $\text{Ln}(\text{NO}_3)_3 \cdot 3\text{S}$ .

The use of the diluted TiAP (up to 25%), in contrast to TBP, did not result in the formation of the third phase (Fig.4). The REE distribution coefficients regularly decline with increasing the diluent polarity (Table 1).

At the  $\text{Li}(\text{NO}_3)$  concentrations equal to or exceeding 2 M the extraction order is dodecane TCB TCE toluene.

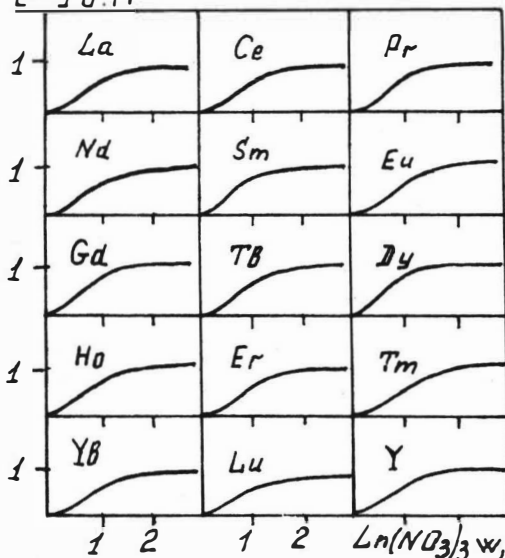
The existence of salting out agents in the aqueous phase increases the distribution coefficients of lanthanides (Fig. 5), the separation coefficients also go up, which is due to the great difference in the values of activity coefficients of lanthanides in aqueous and organic phases.

The extraction ability of TiAP is close to that of TBP (Table 2), but TiAP has a higher selectivity during the extraction of cerium REE. The distribution coefficients on their ordinal number is typical of NPOC, the maximum of the distribution coefficients falls on samarium (Fig. 6-7), in any case the yttrium position shifts to the lanthane side during the extraction from more diluted solutions.

The obtained data lead us to conclude:

- TiAP is a typical representative of NPOC, its extraction properties are close to those of TBP, but it has certain advantages over the latter.

$[Ln]_{0,M}$



$[Ln]_0, g/l$

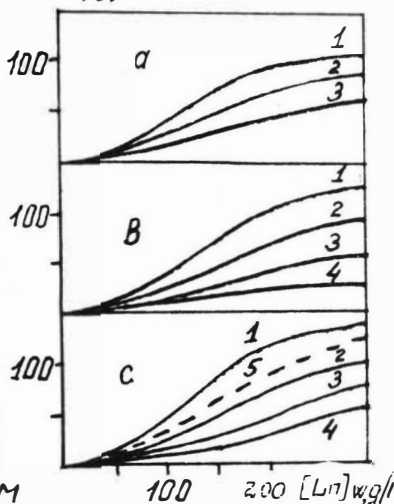


Fig. 3. Isotherms of REE with trisooamylphosphate up to 7% in the range of maximum separation

Fig. 4. Isotherms of La and Ce, Nd extraction with TIAP solutions (%) in: a) dodecane 1-100%, 2-66%, 3-50%;

b) CCl<sub>4</sub> 1-100%, 2-66%; 3 50% 4)25%; c-dodecane 1-100% (25°C), 5 - 100% (80°C); 2 - 66%; 3 - 50%; 4 - 25%

$[Ce]_{(a)} g/l$

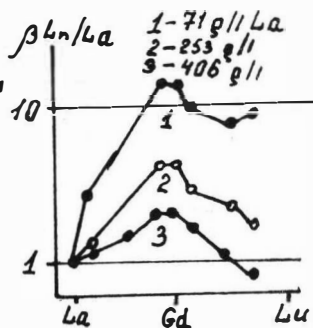
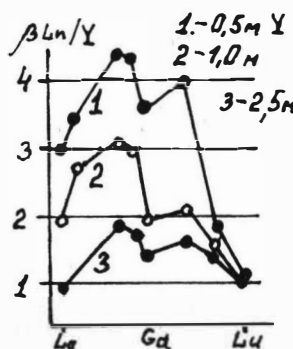
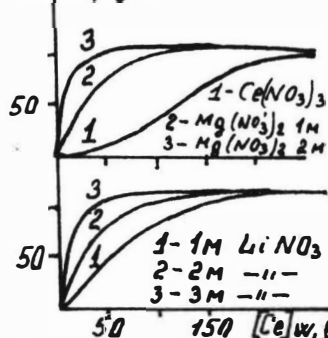


Fig. 5. Isotherms of Ce extraction in the presence of salting out agents

Fig. 6. Values of distribution coefficients of REE as related to Y

Fig. 7. Values of distribution coefficients of REE as related to lanthane

**Table 1.** Influence of Diluents on the Values of Eu Distribution Coefficients in the System: Aqueous Phase  $\text{LiNO}_3 + 5 \text{ g/l Eu}(\text{NO}_3)_3$ . Organic phase: 0.5 M TiAP Solutions in Diluents

Diluent	$\text{LiNO}_3, \text{ M}$					
	1.0	1.5	2.0	3.0	4.0	5.0
Dodecane 2.014	0.039	0.11	0.34	0.96	7.25	37.1
TCB -	0.051	0.079	0.16	0.66	2.8	11.0
TCE 2.3	0.02	0.027	0.099	0.54	2.26	9.82
Toluene 2.379	0.036	0.036	0.07	0.35	0.84	1.76

**Table 2.** Values of Distribution Coefficients of Eu Microquantities during the extraction with 0.5 M NPOC Solutions in Toluene in the Aqueous Phase Containing  $\text{LiNO}_3$

Extractant	$\text{LiNO}_3, \text{ M}$					
	1.0	1.5	2.0	3.0	4.0	5.0
TRP	0.019	0.038	0.1	0.4	1.1	2.9
TiAP	0.024	0.036	0.07	0.35	0.84	1.75
DiOMP	0.15	0.35	0.81	5.17	-	-
TOPO	51.2	161.0	269.0	919.0	-	-
T1MHPO	26.2	36.9	87.0	145.0	-	-

- The third phase during the saturation of TiAP of any concentration in saturated hydrocarbons with REE nitrates is absent.

**Table 3.** Separation Coefficients of Binary Lanthanide Mixtures. Concentration  $\text{Ln}_I + \text{Ln}_{II} = 350-450 \text{ g/l}$  in Terms of REE Oxide

Extractant	Ce - La	Nd / Pr	Sm / Nd
TiAP	2-2.3	1.3-1.8	1.8-2.3
TBP	1.9-2.0	1.3-1.6	1.8-2.0

- Higher selectivity of TiAP during the separation of lanthanides of the cerium group is not observed.

- The TiAP losses are lower than those of TBP due to lower TiAP solubility in water.

#### References

1. Eremin G.K., Kamenev A.I., Martynenko L.I. // Zh. Neorg. Khim. 1961. N 16. P. 1487-1488.
2. Danilov N.A., Karavayeva S.A., Utkina O.B. // Radiokhimiya. 1984. N 6. P. 778-783.

G.V. Korpusev, M.A. Keimirov, N.A. Danilov, B. Djumamuradov,  
Institute of Physical Chemistry, Academy of Sciences of the  
USSR, Moscow, USSR

At present organophosphoric acids (OPA) are widely used for separation of rare earth elements (REE). The main industrial representative of OPA is D2EHP. In saturated hydrocarbonates D2EHP is dimerized and when extracting REE it forms compositions of a chelate type which are characterized by the highest selectivity. At the same time high dimerization constants of D2EHP under certain conditions lead to formation of undesired polymeric sediments. Less selective solvatic mechanism of extraction does not practically manifest itself in chloride media in contrast to nitrate and perchlorate media (Fig. 1). This is the reason why the greatest attention was paid to chloride media as the most selective though less technological.

This paper presents the results of investigation of extraction of the REE macroquantity out of nitrate solutions by the OPA examples synthesized on the basis of the ramificated alcohol 2- isopropyl 5-methylhexanol D-2 isopropyl 5 methylhexylphosphoric acid (D2iP5MHMPA) and 2 isopropyl 5 methylhexylphosphonic acid (2iP5MHMPA). The dimerization constants of these acids are significantly lower than D2 EHP and show less tendency to form sediments [1]. D2iP5MHMPA has 10-12 times less extraction capability and thus re-extraction of heavy REE is of no difficulty (Fig. 2).

As it is known the extraction of REE by organophosphoric acids is defined by the following four processes: extraction accordingly to cation-exchange mechanism, extraction by neutral solvates, extraction by acid solvates, concurrence extraction of a mineral acid. The three latter processes are most characteristic for neutral organophosphoric compounds (NPC) and define the form the dependence curves between distribution coefficient value and the composition of the aqueous phase. For OPA all the four processes must operate but the first process will be a defining one since the REE extraction accordingly the solvating mechanism is less distinct at OPA than at NPC. At the extraction of  $\text{HNO}_3$  by 1 M solution of D2EHP and TiOP (Fig. 3) the isotherms for the neutral extractant are typical and their form is defined by the formation of two solvates, i.e. 1:1 and 1:2. In case of D2EHP a noticeable the extraction of  $\text{HNO}_3$  is observed only at  $\text{HNO}_3$  concentration of 3-4 M.

It is defined by the fact that the extracted solvate is formed by a dimerized molecule of OPA, moreover the extractant remains in the

dimerization form up to the concentration of  $\text{HNO}_3$  equaled to 10-12M. At Sm extraction by D2EHP and TiOP in dodecane the solvating mechanism for D2EHP starts to manifest itself only when the concentration of samarium nitrate is more than 1 M or  $\text{NO}_3^-$  4M (it is correlated with the extraction of  $\text{HNO}_3$ ). It is indirectly confirmed by the fact that the extraction isotherms of individual REE are described rather exactly by a simple equation within the limits of 0.1-1.0 M concentration. This equation corresponds to the ionexchange mechanism of the formation of the extracted compounds with the help of the concentration constants:

$$Y = \frac{k \cdot x [\text{H}_2\text{R}_2]^{3/2}}{[\text{H}^+]^2} \quad (\text{Fig.5}). \quad \begin{matrix} [\text{HNO}_3] & K \\ 0.43 & 14.02 \pm 0.25 \\ 0.63 & 9.26 \pm 0.34 \\ 0.86 & 6.93 \pm 0.69 \end{matrix}$$

The form of the curves of dependences of the change between the distribution coefficients of REE and  $\text{HNO}_3$  concentration at their extraction by the 1M solutions of D2EHP and TiOP, as well as the location and the width of the minimum change with the increase of the atomic number of the lanthanide; moreover the range of  $\text{HNO}_3$  concentration in aqueous phase, where the suppression of the cation-exchange mechanism occurs, is shifted towards the larger side and it becomes narrower with the growth of the atomic number of the lanthanide. It is quite natural since the growth of the number of the lanthanide causes the increase of the value of the extraction constant accordingly the cation-exchange mechanism (Fig. 6). At the same time the sensitivity for the concurrent extraction of  $\text{HNO}_3$  itself becomes lower. The region of  $\text{HNO}_3$  concentration where the change of the extraction mechanism for NPC and OPA takes place is the same and is situated within the range of formation of acid solvates (Fig.7). The depth of the minimum in the curves of NPC grows with the decrease of the atomic number and the concentration of the extractant.  $D_{Ln}$  becomes lower to the third power and  $D_{\text{HNO}_3}$  - to the first power (Fig.8).

When investigating the selectivity of REE extraction in nitrate media the following system was adopted as the basic one: the extractant is 1M solution of D2EHP in dodecane (the limited loading accordingly 1:6 stoichiometry is 0.15 M REE or 20-30 g/l; the aqueous phase is REE nitrates -  $\text{HNO}_3$ . REE concentration does not exceed 0.5-0.6M or 100 g/l by the oxides of REE, i.e. the condition when the solvating mechanism of extraction does not manifest itself. The lower concentration of  $\text{HNO}_3$  is defined by the absence of polymeric sediments in the chosen system (Nd-0.3 M, Sm-0.4 M, Eu-0.5 M, Gd-0.6, Tb-1.2 M, Dy -1.5M  $t=20^\circ\text{C}$ ). The growth of the acidity of aqueous phase decreases the selectivity and loading of OPA (Fig. 9). The selectivity is usually higher at the background of macroquantity of a poorly

extracted component (Fig. 10) but sometimes a reverse case happens. This phenomenon can be caused by the changes of the value of the activity coefficients of cations on the system, by the fall of the coordination number with the growth of Z, by structural changes of extracted forms (it is often observed at the edges of Sm-Nd and Gd-Tb tetrads), by decrease of hydration degree by deformation of the crystalline structure of REE nitrates etc. The substitution of the diluent for a more polar one which monomerizes OPA (the worst case is when the diluent itself extracts REE after the solvating mechanism under reverse procedure of the change of  $D_{Ln}$  from Z respective to OPA) leads to the loss of selectivity (Fig. 11, 12 and Table 1). But in small quantities (0.2-0.5 M) polar diluents (modifiers) ensures stability of the system for formation of sediments. A number of modifiers (ethers, ketones, alcohols, carboxylic acids) changes the selectivity within the accepted limits. Such modifiers monomerize OPA but do not extract REE themselves.

Table 1. Effects of the modifiers on loading and separation coefficients

Modifier 0.5M	[Eu] g/l	[Gd] g/l	$\beta$ Gd - Eu
Dodecane	20.0	20.0	1.8-1.7
MiBK	19.0	21.0	1.5-1.6
Naphthenic acid	17.0	18.0	1.5-1.6
isodecanol	13.5	14.5	1.5-1.4
alkylphenol	11.5	12.5	1.6-1.5
TBP	30.0	36.0	1.3-1.25
TAA	24.0	27.0	1.2-1.1

The application of TBP is an exception. The decrease of selectivity for a number of REE (Sm-Nd, Tb-Gd) is compensated by the increase of loading and, respectively, the growth of productivity. The optimal sphere of D2EHP application is separation of the group of the middle lanthanides from Nd to Y. The analogues of D2EHP on the basis of ramified alcohol  $C_{10}$ , with selectivity comparable with D2EHP, has certain advantages. Both samples of OPA provide extraction process under lower concentration of  $HNO_3$  without risk of sediments formation of extracted compounds in the organic phase.

Table 2. Separation coefficients of REE of the middle group and D2EHP loading (g/l)

Ln	[ $HNO_3$ ] M	Modifier 0.33 M							
		Dodecane		Isodecanol		TBP		Versatic	
		$\beta$	[Ln] <sub>o</sub>	$\beta$	[Ln] <sub>o</sub>	$\beta$	[Ln] <sub>o</sub>	$\beta$	[Ln] <sub>o</sub>
Nd	0.4	-	20.0	3	15	-	27	-	-
Sm	0.4	5.2-5.0	22	3.0-3.5	16	2.7-2.3	35	-	-
Eu	0.6	2.0-2.2	24	1.8-1.6	18	1.3-1.2	35	1.6-1.7	20
Gd	0.8	1.8-1.7	20.5	1.5-1.4	17	1.4-1.3	35	1.6-1.7	19
Tb	1.2	4.6-4.1	25	3.9-3.5	20	3.1-2.4	38	-	-
Dy	1.5	2.8-2.6	30	2.6-2.3	25	2.3-1.8	40	-	-

The phosphone acid in dodecane is less selective but may be successfully used for separation of a number of lanthanide pairs (Fig.13, Table 3). The analogue of D2EHP has considerable advantage at separation of yttrium REE. The selectivity is rather high at 0.8M, sediments of extracted compounds are absent and loading is two times higher than for D2EHP (Fig.15, Table 4).

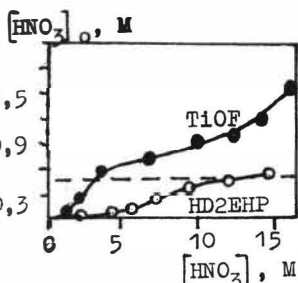
**Table 3.** Separation coefficients and 1M 2iP5MHPA loading in dodecane, g/l

$Ln_{I}-Ln_{II}$	$[HNO_3], M$	$\sqrt{\frac{[Ln_{I}O]}{[Ln_{II}O]}}$	$[Ln_{I}O]$	$[Ln_{II}O]$
Ce-La	0.2	3.0-2.4	30.0	24.0
Sm-Nd	0.2	3.3-2.5	50.0	30.0
Tb-Gd	0.8	4.5-2.1	55.0	30.0

**Table 4**

Separation coefficients and 1M 2iP5MHPA loading in dodecane, g/l

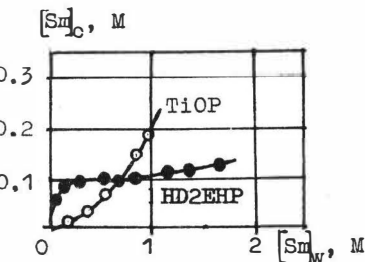
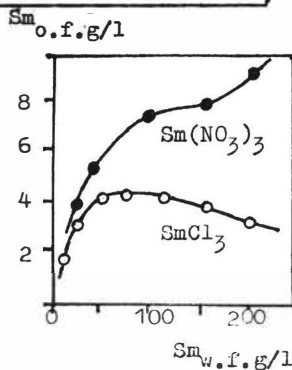
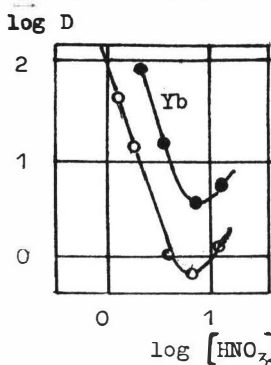
Ln	$[HNO_3], M$	$\beta_{LnII}/\beta_{LnI}$	$[Ln]_0$	Ln	$[HNO_3], M$	$\beta_{LnII}/\beta_{LnI}$	$[Ln]_0$
La	0.2	1.0	8.5	Gd	0.8	1.0	11.0
Ce	-	3.3-3.1	13.8	Tb	-	4.3-4.7	21.6
Pr	-	1.6-1.4	15.5	Dy	-	2.7-2.65	27.0
Nd	-	1.5-1.4	28.5	Ho	-	1.9-1.5	29.0
Sm	-	4.0-4.7	28.5	Er	-	2.8-3.45	33.0
Sm	0.4	1.0	17.0	Tm	-	2.6-1.8	43.0
Eu	-	1.7-1.5	21.0	Yb	-	2.3-2.0	46.0
Gd	-	1.5-1.6	21.5	Lu	0.8	1.4-1.35	47.0



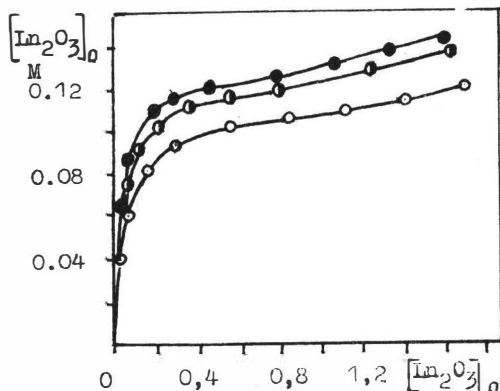
**Fig. 1.** 0.5 M HD2EHP

**Fig. 2.** 1 - 1 M HD2EHP  
2 - 1 M HD2iP5MHPM

**Fig. 3.** 1 M in dodecane



**Fig. 4.** 1M in dodecane



**Fig. 5.** 1M HD2EHP in dodecane



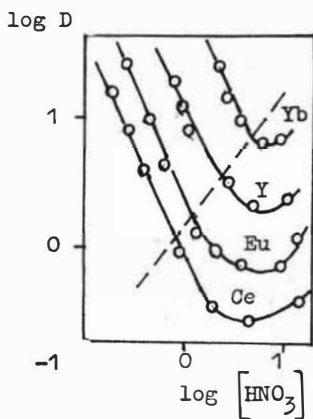


Fig. 6. 1M HD2iP5MHMP

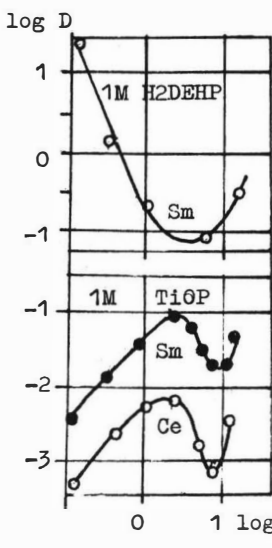


Fig. 7

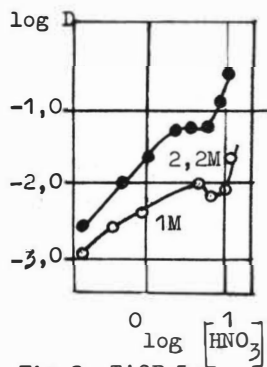


Fig. 8. TiOP-Lu

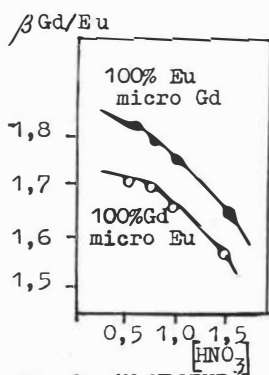


Fig. 9. 1M HD2EHP

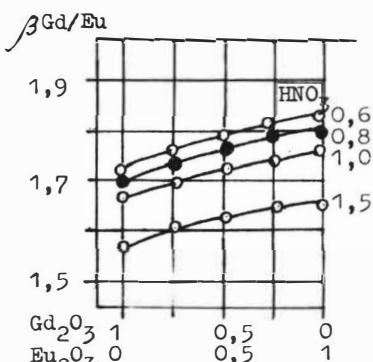


Fig. 10. 1M HD2EHP

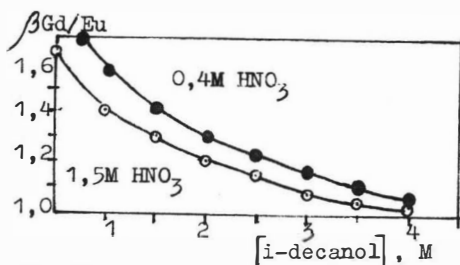


Fig. 11. 1M HD2EHP+dodecane+  
+ i-decanol

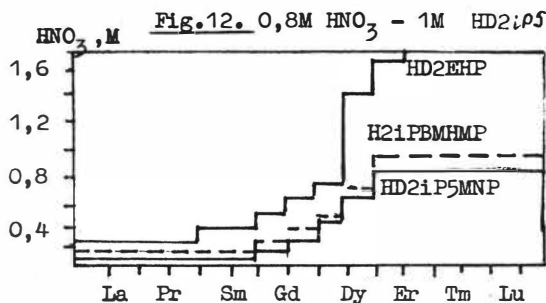
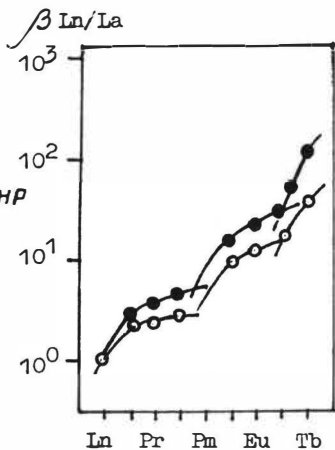
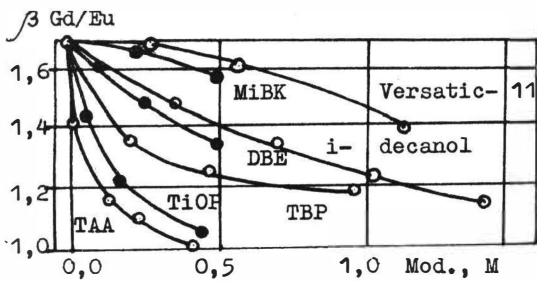


Fig. 14. 1M H2iP5MHMP

Fig. 13. 1M Phosphororg.acids in dodecane

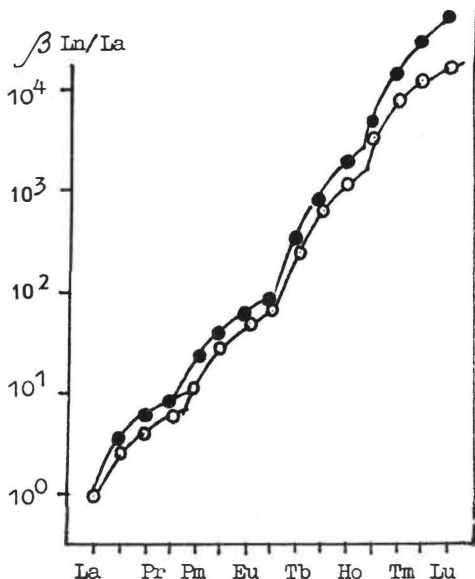


Fig. 15. 1 M HD2iP5MHP

Fig.1-15. Main regularities of REE extraction by organophosphorus acids

Reference.

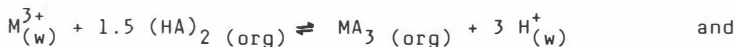
1. Djumamuradov B.D., Korpusov G.V., Danilov N.A.//Zhurn.fiz. khimii. 1984. V.58, N 12.

O.Navrátil, University Purkyně, 61137 Brno Czechoslovakia

E.Herrmann, Luther University, 4020 Halle-Wittenberg, GDR

The following compounds:  $((RO)_2PO)_2NH$  with  $R = Ph$  (1a), Hex (1b) or Oc (1c),  $(PhO)_2P(S)-NH-P(O)(OPh)_2$  (2),  $(PhO)_2P(S)-NH-P(S)(OPh)_2$  (3) and  $((PhO)_2PO)_2CH_2$  (4) have been used for extraction of metal ions. These compounds are Brönsted acids, HA, and are supposed to be able to form neutral chelates  $MA_n$ . The acidity of HA decreases in the sequence  $1 \sim 2 \gg 4$ .

The most powerful extraction agent for trivalent ions of rare earth and actinide elements is 1a. The extraction is described by the equations



at high and low concentrations of HA in benzene and low concentrations of mineral acids, respectively [1].

At higher concentrations of e.g.  $HClO_4$  a solvation mechanism occurred (Fig.1).

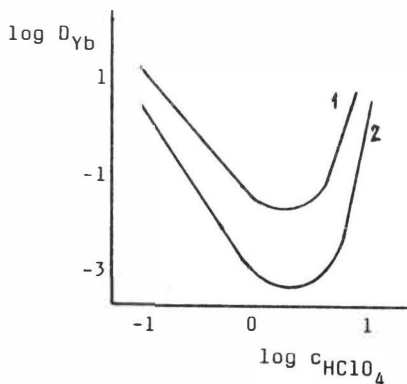


Fig.1.

Dependence of distribution of ytterbium between aqueous soln. of  $HClO_4$  and soln. of HA in benzene

1 -  $5 \cdot 10^{-3} \text{ mol.l}^{-1}$  1c,

2 -  $5 \cdot 10^{-4} \text{ mol.l}^{-1}$  1a

The metal ions are coordinated to the extractant through the phosphoryl oxygen atoms in the ligand. If phenyl groups in 1a are substituted by octyl or hexyl groups (compounds 1b, 1c) the distribution ratios  $D$  drop by about two orders of magnitude. Whereas the hard cations  $\text{Sc}^{3+}$ ,  $\text{Ln}^{3+}$  and  $\text{Hf}^{4+}$  are extracted excellently by 1a the softer ions  $\text{Ag}^+$ ,  $\text{Hg}^{2+}$  and  $\text{Au}^{3+}$  are not extracted. The opposite behavior was observed for the sulfur containing extractants 2 and 3. Here the first group of elements is not extracted while the extractability of the second group is very good. The best extraction of  $\text{Ag}^+$ ,  $\text{Hg}^{2+}$  and  $\text{Au}^{3+}$  was observed with 2. For extraction of  $\text{Ag}^+$  from 0,1 M  $\text{HNO}_3$  even with  $10^{-5}$  M 2 in benzene  $D$  values of about 10 were obtained [2]. The about by two orders of magnitude higher  $D$  values of  $\text{Ag}^+$ ,  $\text{Hg}^{2+}$  and  $\text{Au}^{3+}$  with 2 in comparison with 3 can be explained by the higher acidity of 2. The composition and stability of the complexes extracted,  $\text{AgA}(\text{HA})$  and  $\text{HgA}_2$ , were derived from the dependences of the distribution ratios of the respective metals on the acidity of the aqueous phase and analytical concentration of reagent.

Interesting is so that the metal ion e.g.  $\text{Yb}^{3+}$  in the  $\text{YbA}_3$  ( $\text{HA} = \text{1a}$ ) is coordinated through the two oxygen atoms of the phosphoryl groups, forming a 6 membered ring [3], the  $\text{Pd}^{2+}$  in the complex  $\text{PdA}_2$  ( $\text{HA} = \text{2}$ ) is coordinated with a sulfur and the nitrogen atoms of the extractant, forming a 4 membered ring [4].

#### References

1. Herrmann E., Navrátil O., Nguyen xuan Lang, Suzova J., Khalkin V.A. // This conference.
2. Navrátil O., Fofana M., Smola J. // Z.Chem. 24 (1984) 30.
3. Kulpe S., Seidel I., Herrmann E. // Z.Chem. 21 (1981) 333.
4. Žák Z., Fofana M., to be published.

SOME INVESTIGATIONS ON THE SOLVENT EXTRACTION OF  
CHROMIUM (VI) BY BIS - (2,4,4, - TRIMETHYLPENTYL)-  
PHOSPHINIC ACID (CYNEX - 272)

2-23

V.M. Rao\* and S.K. Prasad

Department of Physical and Nuclear Chemistry and Chemical Oceanography,  
School of Chemistry, Andhra University, Waltair - 530 003, INDIA

Although the extraction of hexavalent chromium by neutral organophosphorus compounds is reported by some workers (1-7), not much is known about the liquid-liquid extraction of chromium (VI) into acidic organophosphorus extractants. The present communication describes our studies on the extraction of chromium (VI) from hydrochloric, hydrobromic, sulphuric, nitric and perchloric acid solutions by bis (2,4,4 - trimethylpentyl) phosphinic acid (CYNEX - 272) in benzene. These studies mainly deal with our investigations on :

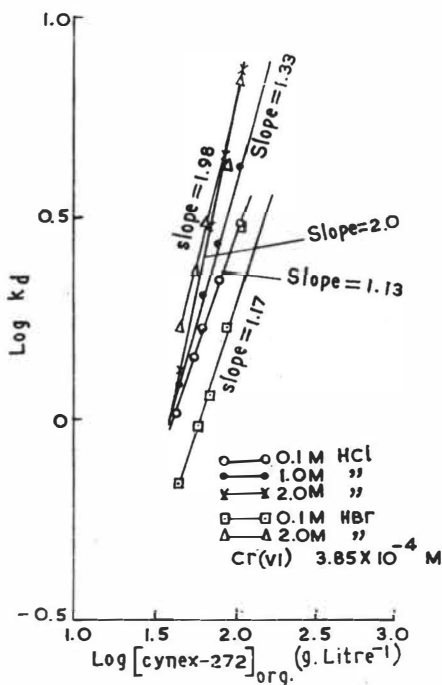
- (1) The effect of various parameters such as the effect of the acid, concentration of the metal ion, concentration of the extractant on the extraction and stripping of chromium (VI) from the organic phase.
- (2) Determination of the nature of the extracted chromium (VI) species using radio-tracer techniques and the data on the absorption spectra of the organic phase.

It has been observed that a single extraction is sufficient for removal of 99% of aqueous phase chromium (VI) with all the acid systems. Further it is observed that the distribution coefficient increases with increasing acidity. At low acid region ( $< 0.5M$ ) the distribution of chromium (VI) is rather similar in all the acid systems. However at higher acidities ( $> 0.5M$ ) the increase in the distribution coefficient with increasing acidity is more gradual, the slope of the curves being approximately 1.0 at 1.5-2.0 M acidity. Addition of sodium salts of the corresponding acid solutions resulted in a decrease in the extraction, the decrease being in the order  $HCl > HBr > H_2SO_4 > HClO_4 \approx HNO_3$ .

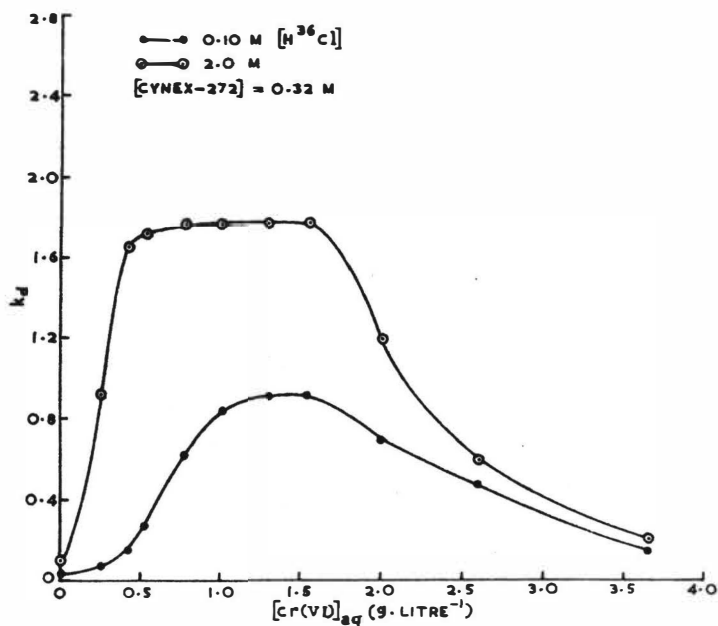
Stripping of Chromium (VI) . Hydrochloric acid, nitric acid, sodium chloride and sodium nitrate and distilled water are used to strip the extracted chromium (VI) from 0.32 M Cynex - 272 in benzene. It is noticed that hydrochloric acid, nitric acid, sodium chloride and sodium nitrate are extremely poor stripping agents for chromium (VI). On the otherhand distilled water alone is a comparatively good stripping agent. The stripping time of five minutes would be optimal to recover 90% of chromium (VI) by making contact three times with equal volume (15 ml) of distilled water.

Nature of the extracted species . The increase in the distribution coefficient with decrease in pH in the range 1-10 and with increasing acidity clearly indicates the involvement of acidic metallic species in the extraction mechanism. Further the log-log plots

of the equilibrium chromium (VI) concentration in the aqueous phase vs. organic phase gave straight lines of unit slope with all the acid systems, indicating the extracted chromium (VI) species is monomeric in nature (the concentration range of chromium (VI) being  $10^{-3}$  -  $10^{-2}$  g/l and the concentration of the extractant in benzene being 0.028 M). The log-log plots of  $k_d$  vs. Cynex - 272 from 2.0 M perchloric acid solutions (0.1-2.0 M) gave slope values of unity indicating the formation of monosolvates in the organic phase. On the otherhand the slope analysis of the distribution data in hydrochloric, hydrobromic and sulphuric acid systems indicate that the solvation number depends on the concentration of the acid. At low acid concentrations ( $< 0.1$  M) the log-log plots show that the solvation number is close to unity with these acid systems (Fig -1). As the concentration of the acid is increased the stoichiometric ratio of the components in the organic phase increases gradually indicating the different extraction mechanisms are operating probably due to the formation of a mixture of species in the organic phase. The extraction of mixture of compounds of chromium (VI) from hydrochloric acid medium is further confirmed by carrying out the distribution studies at various aqueous phase chromium (VI) concentrations using  $^{36}\text{Cl}$  as radiotracer. <sup>(Fig. 2)</sup> The results of these studies show that a certain amount of chloride is retained in the organic phase in the  $(\text{Cr(VI)})_{\text{aq}}$  concentration range 0.78 - 1.56 g/l at 2.0 M acid. These results confirmed that the species of chromium (VI) extracted into the organic phase are of mixed type predomi-



**Fig. 1.** Composition of the extracted species



**Fig.2.** Distribution of chloride as a function of  $[Cr(VI)]$

nantly associated with chromium (VI) and chloride ion. Similar studies have been made using appropriate radiotracers to characterize the extracted species. Further supporting evidence for the nature of extracted species is obtained by ultraviolet and visible spectral data.

#### References

1. Tuck D.G. and Walters R.M. // J. Chem. Soc. 1963. P. 1111.
2. Yadav A.A. and Khopkar S.M. // Indian J. Chem. 1970. Vol. 8. P. 290.
3. Arend K.H. and Specker H. // Z. Anorg. Alleg. Chem. 1964. Vol. 333. P. 18.
4. Mann C.K. and White J.C. // Annal. Chem. 1958. Vol. 30. P. 989.
5. Niitsu M. and Sekine T. // J. Inorg. Nucl. Chem. 1976. Vol. 38. P. 1057.
6. (a) Murthy M.V.N., Rao V.M., and Sastri M.N. // J. Indian Chem. Soc. 1980, Vol. 57, P. 688.  
(b) Rao V.M. and Sastri M.N. // Talanta. 1980. Vol. 27. P. 771 and references therein.
7. Shevchenko V.B., Shillin I.V., and Zhdanov Y.U.F. // J. Inorg. Chem. (USSR). 1960, Vol. 5. P. 1367.

M. KANAAN<sup>(\*)</sup>, Y. LEROUX<sup>(\*)</sup>, F. MARLIERE<sup>(\*\*)</sup>, D. PAREAU<sup>(\*\*\*)</sup>, M. WOZNIAK<sup>(\*\*)</sup>

\* Laboratoire de Chimie Structurale Biomoléculaire

Université Paris Nord: Unité de Formation et de Recherche Santé Médecine Biologie Humaine

74 rue Marcel Cachin

93012 BOBIGNY CEDEX FRANCE

\*\* Laboratoire d'Hydrométallurgie

Ecole Nationale Supérieure de Chimie de Lille BP 108

59652 VILLENEUVE D'ASCQ, FRANCE

\*\*\* Laboratoire de Chimie Nucléaire et Industrielle

Ecole Centrale des Arts et Manufactures

92295 CHATENAY-MALABRY, FRANCE

A survey of the literature clearly shows that compounds of general formula:



powerful extractants for metals, even from acidic and complexing solutions. These extractants operate by a cation exchange mechanism and could form very stable six-membered chelates. They are particularly effective for high charges cations and have thus often been investigated and proposed for the recovery of  $\text{U}^{4+}$  from phosphoric acid.

So dioctylpyrophosphoric acid (A=O and Z=C<sub>8</sub>H<sub>17</sub>) has been used on an industrial scale (1,2). However the principal disadvantages of the process were solvent decomposition and impurity of the product.

Diphosphonic esters for which the P-O-P linkage is replaced by C-P bonds, A= CH<sub>2</sub> (3-5), CH<sub>2</sub>-CH<sub>2</sub> (6,7), CH<sub>2</sub>-CH(CH<sub>3</sub>), CH=CH-CH<sub>2</sub>, CH<sub>2</sub>-C(=CH<sub>2</sub>) (7), and Z= C<sub>4</sub>H<sub>9</sub> (6,7), C<sub>8</sub>H<sub>17</sub> (3-7), C<sub>12</sub>H<sub>25</sub> (7) are quite stable compounds but their synthesis is rather difficult.


Lately a new class of extractants, the hydroxydiphosphonic acids (A= C(OH)(R) and Z= H), has been proposed (8). This paper reports the synthesis of these extractants and the extractive properties of a member of the series: C<sub>17</sub>H<sub>35</sub>C(OH)(PO<sub>3</sub>H<sub>2</sub>)<sub>2</sub> named OHDP. A serious drawback is the poor solubility of this extractant and of the extracted species in the organic diluents. A strategy to design a performing molecule will be proposed.

SYNTHESIS . For instance OHDP synthesis is relatively easy. It is obtained by the sequence :





Then the mixture undergoes the following reactions :



Mixture of products  $\xrightarrow{\hspace{2cm}}$  PURIFICATION

This procedure has been also applied to a lot of different carboxylic acids with R as different as:  $\text{CH}_3^-$ ,  $\text{C}_6\text{H}_5\text{CH}_2^-$ ,  $\text{C}_6\text{H}_5-\text{C}_6\text{H}_4-\text{CH}_2^-$ ,  $\text{CH}_3(\text{CH}_2)_3\text{CH}(\text{C}_2\text{H}_5)^-$ ,  $\text{CH}_3(\text{CH}_2)_{16}^-$  etc. To control the purification, the analysis were performed in water-isopropanol mixtures by potentiometry using an automatic titration system (10) ; the diphosphonic acid, phosphorous acid and carboxylic acid contents are obtained by processing of the data.

**EXTRACTION PROPERTIES** . The extraction of uranium(IV) and some Lanthanides ( dysprosium(III), europium(III)) by an extractant of this type (OHDP) was studied, the aqueous medium being perchloric acid.

Unfortunately OHDP as well as the extracted species is poorly soluble in all the common diluents ( solubility  $< 10^{-3} \text{ mol l}^{-1}$ ), so that the presence of a modifier is required. For example the following values were obtained at  $25^\circ\text{C}$  (diluent, modifier v/v: solubility in  $\text{mol l}^{-1}$ ) kerosene, octanol 10% : 0.017 ; kerosene, octanol 20% : 0.054 ; kerosene, TBP 10% : 0.04. It should be pointed out that the solubility slowly decreases with time and to avoid any precipitation, the studies were carried out at  $50^\circ\text{C}$  and for a diluent composed of dodecane 70% and octanol 30%.

The extraction of each metal was studied versus different parameters : acidity of the aqueous phase ( 1 to 6  $\text{mol l}^{-1}$ ), concentration of the metallic cation ( $2 \cdot 10^{-4}$  to  $10^{-2} \text{ mol l}^{-1}$ ), concentration of the extractant (  $5 \cdot 10^{-3}$  to  $2 \cdot 10^{-2} \text{ mol l}^{-1}$ ).

1) Extraction of uranium(IV) . Whatever was the acidity of the aqueous phase,  $\text{U}^{4+}$  is quantitatively extracted, provided that the extractant is sufficiently concentrated. To determine this limit, we studied the influence of the metal concentration on its extraction. An example of the distribution curves is presented on the figure 1 for a  $\text{HClO}_4$  concentration of 4  $\text{mol l}^{-1}$ .

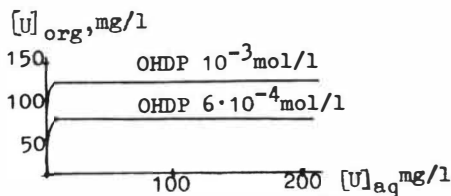


Figure 1. Extraction of  $\text{U}^{4+}$

The horizontal part of each curve corresponds to the complete saturation of the extractant. In all the cases the ratio OHDP/U is close to 2.

2) Extraction of Lanthanides . The distribution curves of  $\text{Eu}^{3+}$  and  $\text{Dy}^{3+}$  were drawn for different acidities of the aqueous phase and for different extractant concentrations (figure 2). Eu and Dy behaviour in the same manner. The

extraction is depending on the acidity : it is lowered when the acidity is increased. To determine the stoichiometry of the extracted species, we studied the variations of the distribution ratio  $D$  with the concentration of the "free" extractant, i.e. not bound to the metallic cation. For acidities from 2 to 4 mol  $l^{-1}$  the slope of the straight line  $\log D = f(\log [ODHP]_{free})$  is close to 3. For 6 mol  $l^{-1}$  in  $HClO_4$ , the slope is equal to 2.5, which suggests another stoichiometry containing  $ClO_4^-$ .

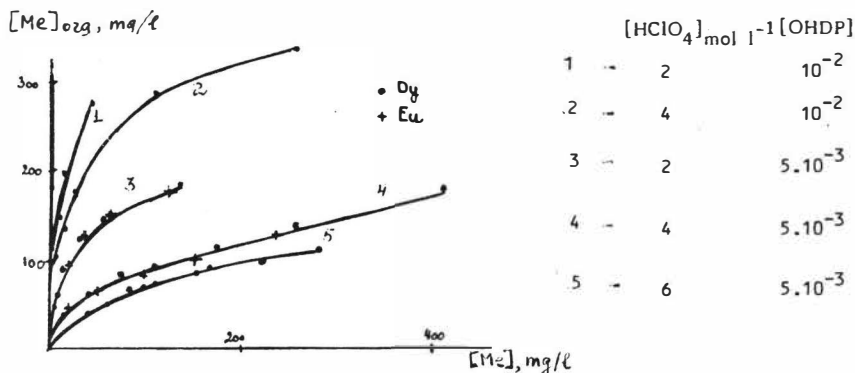
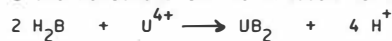


Figure 2 . Extraction of lanthanides

3) Comparison of the studied cations . There are some major differences in the extraction of  $U^{4+}$  and lanthanides :

- the negative influence of the acidity is not observed for  $U^{4+}$  unlike lanthanides
- the reaction is quantitative for  $U^{4+}$ , when it is equilibrated for the lanthanides
- the reactions can be written as follows :



where  $H_2B$  is OHDP and Me, Eu or Dy.

In the case of  $U^{4+}$ , OHDP is able to exchange two protons per molecule, on the contrary for  $Me^{3+}$ , each molecule exchanges only one proton.

In conclusion the affinity of OHDP for  $U^{4+}$  is high: the extraction is quantitative even at strong acidity. The lanthanides are less extracted ; OHDP has a smaller affinity for these trivalent cations.

DESIGN OF AN IMPROVED MOLECULE . From these experiments it appears that the hydroxydiphosphonic group exhibits remarkable complex-forming properties but that the introduced  $-C_{17}H_{35}$  chain is unable to compensate for its hydrophilic character, leading to a poor solubility in the organic diluents.

In order to select an appropriate hydrocarbonated chain R, a systematic study of the partition coefficients and of the solubilities was undertaken, the diluent being a mixture of kerosene and octanol 10%. The requirements to meet are a solubility of  $0.5 \text{ mol l}^{-1}$  and a partition coefficient greater than  $10^3$ . The partition coefficients P of the synthesised compounds follow the linear relationship of Rekker (11) :  $\log P = \text{constant} + \sum f_n$ , where  $f_n$  represents the hydrophobic fragmental constant, the lipophilicity contribution of a fragment ( $\text{CH}_3$ ,  $\text{CH}_2$ ...) of the chain R to the total lipophilicity, the  $f_n$  values being tabulated. It is thus easy to select the chain(s) giving  $P > 10^3$ .

The changes in the solubility with R cannot be readily rationalized but give information upon the favourable structures for R.

On the basis of these determinations a new R has been chosen and the related molecule synthesized. The results are very promising since the previous requirements are attained and a patent should be taken out. Yet additional work is needed because the starting carboxylic acid, commercially available, was impure.

#### References

1. B.F. GREEK, O.W. ALLEN, and D.E. TYNAN // *Ind. Eng. Chem.* 1957 (49), 628-638.
2. A.P. KOULOHERIS // *Chem. Age of India*, 31, 1980, DIV 1/1-15.
3. H. GORICAN and D. GRDENIC // *Proc. Chem. Soc.* 1960, 288-289.
4. D. GRDENIC and V. JAGODIC // *J. Inorg. Nucl. Chem.* 26, 1964, 167-170.
5. H. GORICAN and C. DJORDJEVIC // *Croat. Chem. Acta*, 37, 1965, 265-274.
6. P. ZURNEEDEN *Z. Anal. Chem.* 247, 1969, 236-238.
7. G. STURZ and T. PENSEC // *C.R. Acad. Sc. Paris*, 293, 1981, 945-947.
8. P. BLANQUET and F. RICALENS // *Eur. Pat.*, 0 038 764 A1, 1981.
9. Y. LEROUX *Eur. Pat.*, PCT/FR 83/00175.
10. G. NOWOGROCKI // J. CANONNE and M. WOZNIAK // *Anal. Chim. Acta, Comp. Techn. Optim.* 112, 1979, 185-192.
11. R.F. REKKER, "The Hydrophobic Fragmental Constant" *Pharmacochemistry Library*, Vol.1. Elsevier, 1977.

A. Solanki, M. Hughes, Schools of Chemical Engineering, Bradford University, Bradford, U.K.

A novel method for extraction from aqueous solution which avoids the normal mixing energy input is that which uses the consolute point system. Various compounds such as PEG derivatives have been used in such two-phase aqueous systems in the past [1] but these immiscible systems still require a mixing stage.

In order to explore the new system a great variety of solvents exhibiting consolute behaviour have been reviewed. Here, we report on some glycol ethers which are cheap and readily available compounds in the chemical industry.

The typical behaviour of such ethers is shown in Figure 1. An upper and lower consolute point is seen, it is the lower point (LCPT) which is presently most useful especially where the value is near to ambient.

A variety of solutes have been studied with one particular glycoether namely n-butoxyethanol. In Figure 2 we give examples for the distribution of simple acids and in Figure 3 simple base type solutes are explored.

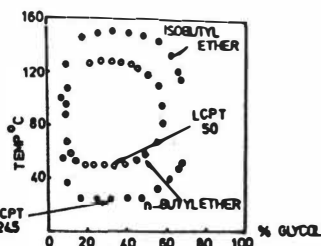


Fig. 1. Phase diagrams for two glycols studied

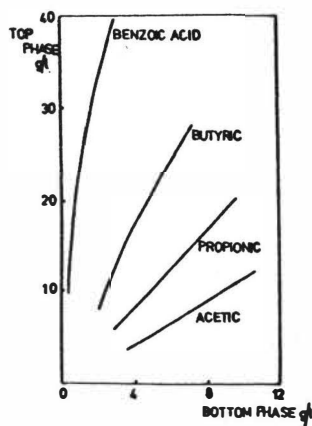


Fig. 2. The 'extraction' of acids by n-butoxyethanol

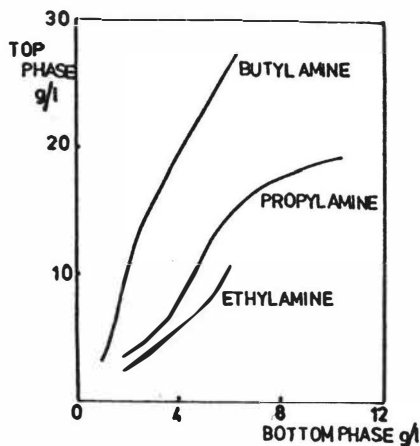


Fig. 3. The 'extraction' of amines by n-butoxyethanol

In these last experiments a homogeneous phase is first found at 25°C when thirty mls of aqueous phase (containing the solute) are mixed with twenty mls of the glycol. The homogeneous mixture is then raised to 70°C when two phases form, one is rich in glycol and the other is depleted in glycol. In the particular case of n-butoxyethanol we find the top phase contains about 45% water and the bottom phase is 85% water.

In other experiments we have explored the distribution of metal thiocyanates. Typical distribution plots are given in Figures 4 and 5.

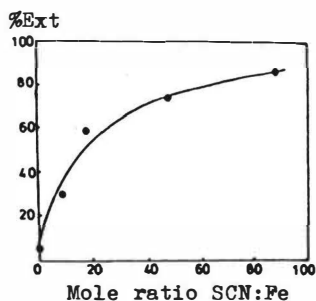


Fig. 4. Effect of varying SCN content on iron III extraction; temperature 70°C, pH 1.7, feed Fe = 0.15 g l<sup>-1</sup>

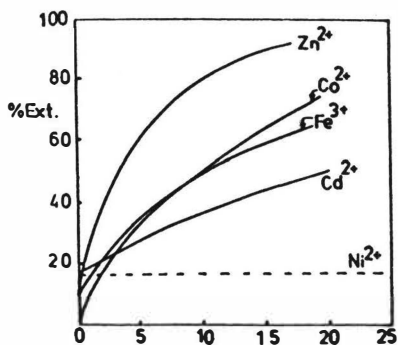
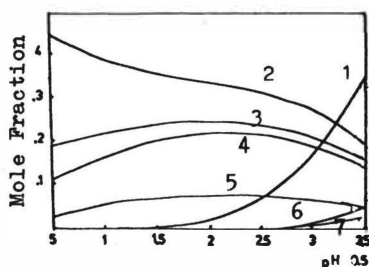


Fig. 5. Comparison of the extraction of various metal thiocyanate complexes; temperature 70°C, pH 1.7, feed metal = 2 g l<sup>-1</sup>

The species which are distributed are of the neutral thiocyanate complex type i.e. in the case of iron the main species would be  $\text{H Fe(SCN)}_4$  or  $[\text{Fe}_2(\text{SCN})_3]$ . This is confirmed for iron where all the species in equilibria have been analysed in a computer study. The modelling of equilibria was based upon that originally proposed by Rice [2]; the species distribution is sensitive to pH as is the extraction, see Figures 6 and 7.



- 1 -  $\text{Fe(OH)}^{2+}$ ; 2 -  $\text{Fe(SCN)}^{2+}$ ;  
 3 -  $\text{Fe(SCN)}_2^+$ ; 4 -  $\text{Fe(SCN)}_3$ ;  
 5 -  $\text{Fe(SCN)}_4^-$ ; 6 -  $\text{Fe(OH)}_2^+$ ;  
 7 -  $\text{Fe(OH)}_3$

Fig. 6. Distribution of species according to computer program calculations

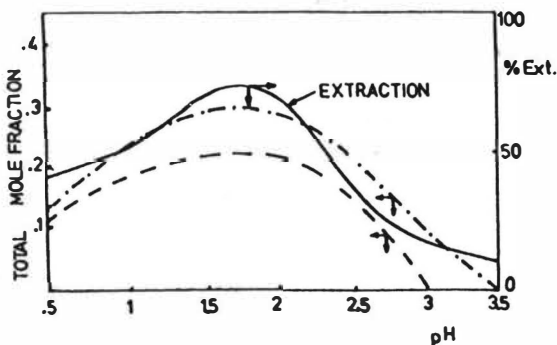
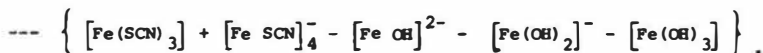
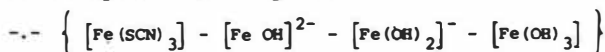


Fig. 7. % extraction of iron III varying with pH, and sum of neutral species and iron pairs.



Of course, distribution is reduced as the hydroxide complexes begin to form at the higher pH values.

This idea has been hardly touched upon by previous workers. In the past propylene carbonate has received some attention, this is also a relatively cheap chemical [3,4,5]. Any commercial development of this idea does require the recovery of the glycol from the aqueous raffinate. However, the principle of the separation is now being followed up further in our laboratories [6].

#### References

1. Albertsson P.A. Partition of Cell Particles and Macromolecules, 3rd Edition, Stockholm: Almquist and Wiksell, 1986.
2. Rice N.M.//Research Report No. 435, November 1968, National Institute for Metallurgy, South Africa.
3. Murata K. and Ikedo S.//J. Inorg. Nucl. Chem. 32, 267, (1970).
4. Murata K., Yokoyama Y. and Ikedo//S. Anal. Chem. 44, 805, (1972).
5. Finston H.L., Chia Swee Hong et al.//J. Inorg. Nucl. Chem. 41, 420-421, (1979).
6. Bughes M.A. and Solanki A. Summer School on Solvent Extraction, Toulouse, France, 1987.

J.F. Loret, J.P. Brunette<sup>\*</sup>, M.J.F. Leroy. Laboratoire de Chimie Minérale E.H.I.C.S.,  
1, Rue Blaise Pascal - 67008 Strasbourg Cedex, France (C.N.R.S. U.A. 405).  
S. Candau. Laboratoire de Spectrométrie et d'Imagerie Ultrasonores U.L.P., 4, Rue  
Blaise Pascal 67070 Strasbourg Cedex, France (C.N.R.S. U.A. 851).  
M. Prévost. Institut National de Recherche Chimique Appliquée - 91710 Vert-le-Petit,  
France

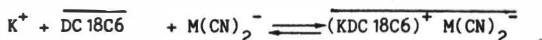
Polymers can swell and form gels when they are immersed into an adequate solvent. According to this property, and by choosing solvents commonly used in solvent extraction processes, metal extracting gels can be prepared.

The examples presented here relate to the liquid-gel extraction of precious metals from diluted solutions.

**Extraction of gold and silver from alkaline cyanide solutions.** The gels were prepared by soaking sheets of cross-linked polybutadiene (0,1% dicumylperoxide) in a solution of  $10^{-2}$  M dicyclohexyl-18-crown-6 (DC18C6) crown-ether in  $\text{CHCl}_3$ . The maximum swelling of the polymer (10 ml/g) was reached after a few hours, but a three days time of contact with the DC18C6 solution was necessary to get an homogeneous distribution of the extractant between the gel and the solution.

The gels thus prepared were then contacted with solutions of  $5 \cdot 10^{-4}$  M  $\text{Au}(\text{CN})_2^-$  or  $\text{Ag}(\text{CN})_2^-$  (100mg/l in Au, 54mg/l in Ag) in 0,1 M KOH.

The results show that both metals are extracted according to the reaction that takes place in the conventionnal liquid-liquid process, and which is known as :



The extraction constants found in the liquid-gel process are similar to those found by liquid-liquid extraction ( $\log K_{\text{Au}} = 4,2$  and  $\log K_{\text{Ag}} = 3,2$ ). The extraction being reversible, the stripping can be achieved by contacting the loaded gels with water.

If the presence of the polymer has no effect on the thermodynamics of the reactions, it nevertheless causes an alteration in their kinetics : a few hours are necessary to reach the equilibria, whereas liquid-liquid extractions take only a few minutes. This phenomenon can be explained by the limitation of the contact surface between the two phases, and by the fact that the solvent is immobilized in the gel, thus increasing the diffusion distance of the extracted species.

Moreover, experiments allowing the determination of the apparent diffusivities of the extracted species have shown that these diffusivities are lower in the gel than in the pure  $\text{CHCl}_3$  (about four times).

<sup>\*</sup> To whom correspondence should be addressed.

**Extraction of gold from chloride medium.** The gels were prepared by soaking pieces of polyvinyl chloride (PVC) tubes in pure tributyl phosphate (TBP) for about 5 hours. The swelling of the PVC then reached 0,8 ml/g. The gels were then contacted with solutions of  $\text{AuCl}_4^-$  in 0,5 M HCl.

Figure 1 shows an example of kinetics measurements of gold extraction, at 25°C.

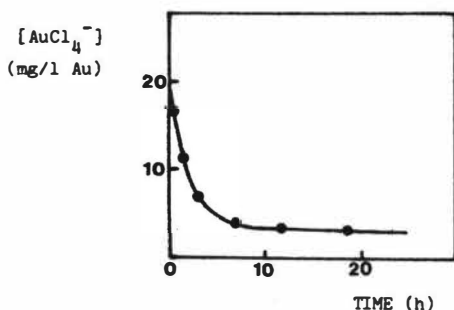


Fig. 1. Kinetics of extraction of  $\text{AuCl}_4^-$ , by a TBP-PVC gel (aqueous/gel volume ratio = 960)

The high distribution coefficient of gold in these gels ( $D_{\text{Au}} = 9000$ ) allows extraction at high aqueous/gel volume ratios ( $V/\bar{V}_{\text{gel}}$ ), with high yields (84 % at  $V/\bar{V}_{\text{gel}} = 960$ , for an initial gold concentration of 20 mg/l), and high concentration factors (until 10 % of the gel weight).

It also allows total recovery of the metal from a diluted solution, with a few gels immersed one after another, as shown in Figure 2.

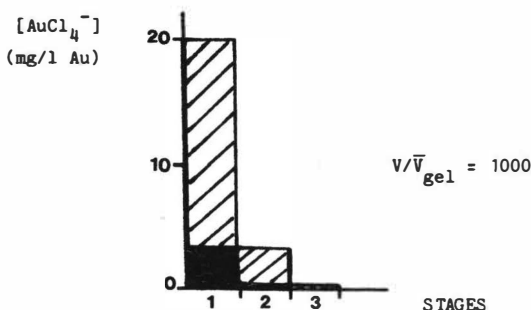


Fig. 2. Total gold recovery from  $\text{Cl}^-$  medium, with 3 PVC-TBP gels, immersed one after another

After extraction, the part of the TBP dissolved in the aqueous phase can be recovered by contacting pieces of PVC with the aqueous phase.



**Extraction of platinum from chloride medium.** Attempts have been made in order to prepare a gel containing trioctylamine (TOA). The first trials consisted in soaking a cross-linked butadiene-styrene copolymer in a 0,2 M TOA-toluene solution.

The extraction of  $\text{PtCl}_6^{2-}$  from 0,5 M HCl with this gel was limited by the poor penetration of TOA in the gel during the swelling of the polymer, and by the loss of solvent at the aqueous phase contact.

Replacing the toluene by chloroform stabilized TOA in the gel, thanks to the better solvation of the ammonium salt, but could not avoid the loss of the extracted species.

It seems at the present time that an interesting alternative could consist in inserting an extracting TOA-TBP solution [3] in PVC (work in progress).

**Conclusion.** Metal extracting gels can be prepared by soaking cheap current polymers (e.g. PVC) in extraction solvents. These gels can extract metals from large volumes of diluted solutions, with large aqueous/gel volume ratios (leading to large concentration effects), and with no problem of phase separation.

Taking into account their simplicity of preparation, their low prices, and their simplicity of use (sheets, beads, in cartridges or columns), these gels could constitute serious rivals for the ion exchange resins, and could find interesting developments as supported liquid membranes.

**Acknowledgements.** The authors are grateful to the "Institut National de Recherche Chimique Appliquée" and to the "Agence Française pour la Maîtrise de l'Energie" for financial support. They are indebted to the "Institut de Recherche et d'Application des Polymères" which prepared the cross-linked polymers.

#### References

1. D.K. Hale // British Patent, Brit. 738, 500 (oct. 12, 1955).
2. J.P. Brunette et al. // Solv. Extr. Ion Exch. 5 (6) (1987).
3. P.L. Sibrell, J.D. Miller // Proceedings of Int. Solv. Ext. Conf., ISEC'86 München, V-II, 187-194 (1986).

- er to  
king a
- ie poor  
ne loss
- anks to  
of the
- sist in
- polymers  
volumes  
o large
- ces, and  
is could  
teresting
- Recherche  
rgie" for  
plication
- , ISEC'86
- Afsaletdinova N.G. 310  
Aguilar M. 318  
Albinsson Y. 213  
Aleksperov E.R. 297  
Aleksperov R.A. 315  
Aliev Sh.R. 315  
Apanasenko V.V. 111  
Aurich J. 268  
Bagreev V.V. 87  
Baluev A.V. 199  
Bartsch R.A. 276  
Bausk N.V. 82  
Beger J. 180  
Belova V.V. 170  
Bezak-Mazur E. 86  
Blass E. 37  
Bogat sky A.V. 146  
Bogdanova D.D. 220  
Boyadzhiev L. 56  
Brods kaya A.V. 111  
Brunette J.P. 271, 348  
Bukin V.I., 111  
Burtcev I.A. 135  
Buzlayev Yu.M. 116  
Candau S. 348  
Charewicz W.A. 276  
Chekmarev A.M. 108  
Chibrikina E.I. 108  
Chumakova G.M. 287  
Cuillerdier C. 291  
Czopek R. 187  
Danilov N.A. 191, 326, 330  
Demidova M.G. 116  
Deng A.P. 226  
Denisov V.V. 116  
Ding H.B. 154  
Djumamuradov B.N. 330  
Drozdova M.K. 82, 91,  
116, 220  
Du C.X. 183  
Eccles H. 31  
Erenburg S.B. 82  
Evseeva N.K. 191  
Evstiferov M.V. 95
- Pedorov Yu.S. 206  
Figuerola E. 318  
Filippov E.A. 78  
Fischer C. 87  
Fradkin I.A. 150  
Frolov Yu.G. 158  
Galabova C. 301  
Galitskii A.A. 116  
Gao H.Ch. 248  
Garifzyanov A.R. 274  
Glebov A.S. 264  
Gloe K. 180, 268  
Golob J. 252  
Golovanov V.I. 237  
Gorski B. 241  
Gorski N. 241  
Gulevich A.L. 142  
Guo H. 203  
Hadjiev D. 301  
Harel G. 224  
Herrmann E. 336  
Hinsche G. 284  
Hoel P. 291  
Holdt H.J. 268  
Horwitz E.P. 25  
Huang Ch.H. 203, 226  
Hubert H. 291  
Hughes M. 345  
Ivanov I.M. 138  
Jyothi A. 280  
Kanaan M. 341  
Kardivarenko L.M. 87  
Katayama Y. 189  
Keimirov M.A. 330  
Khananashvily N.L. 162  
Kharlamov V.V. 108  
Kharlamova I.M. 108  
Khizamutdinov R.A. 310  
Kholkin A.I. 170  
Khramov A.N. 274  
King C.J. 19  
Klimenko N.M. 70  
Knez Ž. 252  
Kokorin A.I. 95
- Kopacz S. 217  
Korovin V.Yu. 74  
Korpusov G.V. 191, 326, 330  
Kopyrin A.A. 135  
Kress N. 224  
Krupnov B.V. 70  
Krylov Yu.C. 191  
Kulawik I. 120  
Kulawik J. 120  
Kulig J. 187  
Kuntosch G. 268  
Kuzmin V.I. 170  
Kuznetsov A.N. 74  
Lagutenkov V.A. 229  
Laskorin B.N. 45, 78, 99  
Leashchev S.M. 142  
Lenarcik B. 187  
Leroux Y. 341  
Leroy M.J.F. 271, 348  
Li Sh. 321  
Li Y.G. 123, 154  
Liu G.X. 312  
Logutenko O.A. 170  
Loret J.F. 348  
Lu J.F. 123, 154  
Lu Zh.E. 312  
Ludwig E. 284  
Lyapina N.K. 305  
Mamedov F.N. 315  
Mamedov M.M. 315  
Marcus Y. 100  
Marliere F. 341  
Marochkina L.Ya. 116  
Martins W. 233  
Masalov L.N. 82  
Meshherjakov N.M. 99, 229  
Mezhov E.A. 162  
Mikhailov V.A. 195, 220  
Mikheyev M.V. 229  
Mikulski J. 120  
Miralles N. 318  
Movsumov F.M. 315  
Mühl P. 180, 268  
Murinov Yu.I. 305, 310

Musikas C. 291	Rao V.M. 338	Tarasov V.V. 50
Naganawa H. 189	Reymarov G.A. 162	Tatarchuk V.V. 116
Nasonova G.I. 158	Reznik A.M. 111, 297	Teimurov E.F. 315
Navratil J.D. 256	Rozen A.M. 62, 70	Teng T. 123, 154
Navrátil O. 336	Rubisov V.N. 162	Torgov V.G. 82, 91, 116, 2
Narbutt J. 104	Rydborg J. 213	Toropova V.F. 274
Naylor A. 31	Rumyantsev I.Yu. 142	Tselik E.I. 146
Ndip G.M. 276	Rusin L.I. 287	Uhlemann E. 284
Neto A.C. 233	Rzepka M. 187	Uljanov V.S. 229, 287
Nikiforov A.S. 209	Sahmoune A. 271	Us T.V. 116, 220
Nikitin Yu.E. 305	Salov V.V. 166	Utkina O.B. 326
Nikolayeva I.V. 91	Sastre A.M. 271, 318	Vanifatova N.G. 95
Obmetko A.A. 142	Schmuckler G. 224	Varnek A.A. 74, 264
Ochkin A.V. 127, 131	Schulz W.W. 25	Vashman A.A. 209
Ozerov R.P. 264	Sedov V.M. 135	Verevkin G.V. 116
Ozim V. 252	Sekine T. 15, 189	Volodarsky L.B. 95
Pareau D. 341	Senčar P. 252	Walkowiak W. 276
Pashkov G.L. 170	Sergievsky V.V. 127, 150	Chr. Winde 241
Peng Q.X. 248	Shen X.H. 248	Wozniak M. 341
Petrukhin O.M. 74, 95, 166, 264	Shesterikov V.N. 209	Xu G.X. 203, 226
Poluektov N.S. 146	Shi X.K. 248	Xu R.F. 203
Pogorelskaya S.A. 326	ShuYman R.S. 116	Yagodin G.A. 50, 99
Popov S.O. 87	Sinegribova O.A. 74	Yakshin V.V. 45, 78, 99, 260
Prasad S.K. 338	Skorovarov D.I. 45, 229, 287	Yan Ch.H. 226
Prévost M. 348	Solanki A. 345	Yu K.B. 183
Prilutskaya J.S. 142	Smelov V.S. 209	Yuan Ch.Y. 321
Pronin I.S. 209	Starobinets G.L. 142	Zaitsev V.P. 138
Protasova N.V. 170	Stoyanov Ye.S. 195, 220	Zhou X.A. 123
Proyayev V.V. 135	Suglobova I.G. 199	Zhou Z.H. 183
Rakhman'ko E.M. 142	Suzuki N. 176	Zhou Z.X. 183
Randarevich S.B. 74	Sviridov A.N. 287	Zhou Z.Y. 183
Rao G.N. 280	Sviridova R.A. 287	Zilberman B.Ya. 206
	Tanasheva M.R. 244	Zolotov Yu.A. 8, 87, 9

## CONTENTS

Plenary Lectures. . . . .	7
Fundamentals. . . . .	.61
Extractants . . . . .	255
Author Index. . . . .	351

Научное издание

## МЕЖДУНАРОДНАЯ КОНФЕРЕНЦИЯ ПО ЭКСТРАКЦИИ (ISEC'88)

Труды конференции, том I (на англ. яз.)

*Утверждено к печати Институтом геохимии и аналитической химии  
им. В.И. Вернадского АН СССР*

Художник *А.Г. Кобрин*. Художественный редактор *В.В. Алексеев*

Н/К

Подписано к печати 17.02.88. Формат 60x90 1/16. Бумага офсетная. Печать офсетная  
Усл.печ.л. 22,0. Усл.кр.-отт. 22,3. Уч.-изд.л. 23,2. Тираж 1000 экз. Тип. зак. 24  
Бесплатно. Заказное

Ордена Трудового Красного Знамени издательство "Наука"  
117864 ГСП-7, Москва В-485, Профсоюзная ул., д. 90

Ордена Трудового Красного Знамени 1-я типография издательства "Наука"  
199034, Ленинград В-34, 9-я линия, 12

Отпечатано с оригинала, подготовленного к печати  
Оргкомитетом Международной конференции по экстракции (ISEC'88)