

Durable

By

**SERVICE
CASTER
CORP.**

1-800-215-8220



Service Caster Corp., 9 First Avenue, West Reading, PA 19611

TABLE OF CONTENTS

LIGHT DUTY CASTERS

| | | |
|--------------|--------------------|-------|
| 08 SERIES | Light Duty | 7 |
| 09/10 SERIES | Light Duty | 8-9 |
| 23/24 SERIES | Light Duty Economy | 10-11 |
| 11/12 SERIES | General Duty | 12-13 |

LIGHT/MEDIUM DUTY CASTERS

| | | |
|-----------------|-----------------------------|-------|
| 07 SERIES | Hollow Kingpin Stem | 14-15 |
| 13/14/T3 SERIES | Light/Med Duty & Total Lock | 16-18 |
| 21 SERIES | Economy Institutional | 19-21 |
| 75/76/78 SERIES | Light/Med Duty Food Service | 22-24 |
| 75 SERIES | Adjustable Height | 25 |
| 79/80 SERIES | Medium Duty | 26-29 |

MEDIUM/HEAVY DUTY CASTER

| | | |
|-----------------|-----------------------------|-------|
| 27/28/DT SERIES | Med/Heavy Duty & Total Lock | 30-35 |
| 43/44 SERIES | Med/Heavy Duty Cold Forged | 36-39 |
| 51/52 SERIES | Heavy Duty Drop Forged | 40-43 |
| 81/82 SERIES | Heavy Duty Cold Forged | 44-45 |

HEAVY DUTY & KINGPINLESS CASTERS

| | | |
|--------------|----------------------------|-------|
| 53/54 SERIES | Heavy Duty Drop Forged | 46-49 |
| 55/56 SERIES | Heavy Duty Drop Forged | 50-53 |
| 45/46 SERIES | Med/Heavy Duty Kingpinless | 54-57 |
| 47/48 SERIES | Med/Heavy Duty Kingpinless | 58-61 |
| 57/58 SERIES | Kingpinless | 62-65 |
| 61/62 SERIES | Kingpinless | 66-69 |
| 63/64 SERIES | Kingpinless | 70-72 |
| 65/66 SERIES | Kingpinless | 73 |
| D1/R1 SERIES | Dual Wheel Kingpinless | 74-75 |
| D2/R2 SERIES | Dual Wheel Kingpinless | 76-78 |
| D3/R3 SERIES | Dual Wheel Kingpinless | 79-80 |
| D4/R4 SERIES | Dual Wheel Kingpinless | 81 |

TOTAL LOCK & SPRING LOADED

| | | |
|-----------------|---------------------------|-------|
| 17/18/19 SERIES | Light/Med Duty Total Lock | 82-84 |
| 37/38 SERIES | Spring Loaded | 85 |

STAINLESS STEEL CASTERS

| | | |
|-----------------|--------------------------|-------|
| 15/16 SERIES | Light/Med Duty Stainless | 86-87 |
| 73/74 SERIES | Light/Med Duty Stainless | 88-89 |
| S7/S8/S9 SERIES | Stainless Total Lock | 90-91 |
| 31/32 SERIES | Med/Heavy Duty Stainless | 92-93 |
| S5/S6 SERIES | Stainless Kingpinless | 94-96 |

SHOPPING CART, BUSINESS MACHINE & PNEUMATIC CASTERS

| | | |
|------------------|------------------------------|-----|
| 20 SERIES | Shopping Cart & Escalator | 97 |
| 01, 03/04 SERIES | Low Profile Business Machine | 98 |
| A3, 03 SERIES | Inverted Aircraft Loading | 99 |
| 05/06 SERIES | Business Machine | 100 |
| 71/72 SERIES | Economizer | 100 |
| 67/68 SERIES | Pneumatic/Semi-Pneumatic | 101 |
| 69/70 SERIES | Brass Plated | 102 |

RUBBER/THERMAL PLASTIC WHEELS

| | |
|--------------------------------------|---------|
| HIGH TENSILE RUBBER/POLYOLEFIN (RT) | 102 |
| SOFT RUBBER (SR) | 103 |
| HARD RUBBER (HR) | 103 |
| THERMOPLASTIC RUBBER/POLYOLEFIN (TP) | 104-105 |
| MOLD ON RUBBER (RS) | 106 |
| HEAVY DUTY MOLD ON RUBBER (RH) | 107 |
| LOW PROFILE MOLD ON RUBBER (LP) | 107 |
| MOLD ON RUBBER/ALUMINUM (RA) | 108 |
| BALLOON CUSHION RUBBER/ALUMINUM (BC) | 108 |
| PNEUMATIC (FP) | 109 |
| SEMI PNEUMATIC (SN) | 109 |
| EVER ROLL (ER) | 110 |

POLYURETHANE WHEELS

| | |
|--|---------|
| DONUT TREAD POLYURETHANE/ALUMINUM (UA) | 110 |
| POLYURETHANE/POLYOLEFIN (PP) | 111-113 |
| DONUT TREAD POLYURETHANE/CAST IRON (RP) | 114 |
| POLYURETHANE/GLASS-FILLED NYLON (MU) | 114 |
| MOLD ON POLYURETHANE/CAST IRON (PU) | 115 |
| EX ROLLING CROWNED POLY-U/CAST IRON (SW) | 116 |
| HEAVY DUTY POLYURETHANE CAST IRON (EX) | 117 |
| POLYURETHANE/ALUMINUM (PA) | 117 |
| SOLID POLYURETHANE (SU) | 118 |
| HEAVY DUTY SOLID POLYURETHANE (HU) | 118 |

PLASTIC AND RESIN WHEELS

| | |
|-----------------------------------|-----|
| POLYOLEFIN (PO) | 119 |
| GLASS-FILLED NYLON (MA) | 120 |
| GLASS-FILLED NYLON V-GROOVE (MV) | 120 |
| PHENOLIC (PH) | 121 |
| HIGH TEMP GLASS-FILLED NYLON (GN) | 122 |
| HIGH TEMP PHENOLIC (HT) | 123 |
| NYLON (NY) | 123 |

STEEL AND DUCTILE STEEL WHEELS

| | |
|---------------------------------------|-----|
| SEMI STEEL (SS) | 124 |
| DUCTILE STEEL (DS) | 125 |
| EZ ROLLING CROWNED DUCTILE STEEL (CD) | 126 |
| HEAVY DUTY SEMI STEEL (HS) | 127 |
| DUCTILE STEEL V-GROOVE (DV) | 127 |
| V-GROOVE (VG) | 128 |

BEARINGS/HARDWARE/ACCESSORIES

| | |
|--------------------------|---------|
| BEARINGS | 129-130 |
| TOP HAT SPANNER BUSHINGS | 130 |
| AXLES | 131 |
| SPANNER BUSHINGS | 131 |
| WASHER & SEALS | 132 |
| RACEWAY SEALS | 132 |
| EXPANDABLE STEM ADAPTERS | 132 |
| QUICK CHANGE CASTER PADS | 133 |
| THREAD GUARDS | 133 |
| FLOOR LOCKS | 133 |
| NPT PIPE THREAD ADAPTER | 134 |
| TUBING SOCKET ADAPTER | 134 |
| CASTER/CORNER BUMPERS | 134 |
| RUBBER END CAPS | 135 |
| SPRING LOADED LATCHES | 135 |
| BRAKE KITS & LOCKS | 136-137 |

PART NUMBER REFERENCE GUIDE

SAMPLE PART NUMBER: 13 PP 30 G + 44 ** YY

| Series | |
|----------|--|
| 01 | Dual Wheel Business Machine Casters |
| 03/04 | Single Wheel Business Machine Casters |
| 05/06 | Heavy Duty Business Machine Castes |
| 07 | Hollow Kingpin Stem |
| 08 | Light Duty |
| 09/10 | Light Duty |
| 11/12 | General Duty |
| 13/14/T3 | Light/Med Duty |
| A3 | Airline Inverted |
| 15/16 | Light/Med Duty Stainless |
| 17/18/19 | Light/Med Duty Total Lock |
| 20 | Shopping Cart |
| 21/22 | Economy Institutional |
| 23/24 | Light Duty Economy |
| 27/28/DT | Med/Heavy Duty |
| 31/32 | Med/Heavy Duty Stainless |
| 33/34 | Med/Heavy Duty Total Lock |
| 37/38 | Spring Loaded |
| 43/44 | Med/Heavy Duty Cold Forged |
| 45/46 | Med/Heavy Duty Kingpinless |
| 47/48 | Med/Heavy Duty Kingpinless |
| 51/52 | Heavy Duty Drop Forged |
| 53/54 | Heavy Duty Drop Forged |
| 55/56 | Heavy Duty Drop Forged |
| 57/58 | Kingpinless |
| 61/62 | Kingpinless |
| 63/64 | Kingpinless |
| 65/66 | Kingpinless |
| 67/68 | Pneumatic/Semi-Pneumatic |
| 69/70 | Heavy Duty Cold Forged Casters |
| 71/72 | Economizer |
| 73/74 | Light/Med Duty Stainless |
| 75/76 | Light/Med Duty Food Service - Zinc |
| 79/80/T9 | Medium Duty Food Service |
| 81/82 | Heavy Duty Cold Forged |
| D1/R1 | Heavy Duty Dual Wheel Kingpinless |
| D2/R2 | Heavy Duty Dual Wheel Kingpinless |
| D4/R4 | Heavy Duty Dual Wheel Kingpinless |
| S5/S6 | Medium/Heavy Duty Dual Wheel Kingpinless |
| S7/S8/S9 | Stainless Total Lock |

| Wheel Diameter | |
|----------------|--------|
| 20 | 2" |
| 25 | 2-1/2" |
| 30 | 3" |
| 34 | 3-1/4" |
| 35 | 3-1/2" |
| 40 | 4" |
| 50 | 5" |
| 60 | 6" |
| 80 | 8" |
| 10 | 10" |
| 12 | 12" |
| 14 | 14" |
| 16 | 16" |
| 18 | 18" |

| Wheel Type | |
|------------|---------------------------------|
| PO | Polyolefin |
| HP | Heavy Duty Polyolefin |
| PH | Phenolic |
| RS | Mold-On Rubber |
| HR | Hard Rubber |
| SR | Soft Rubber |
| PU | Mold-On Polyurethane |
| PP | Poly-U/Polyolefin |
| TP | Thermoplastic Rubber/Polyolefin |
| SS | Semi Steel |
| DS | Ductile Steel |
| VG | V-Groove |
| DV | Ductile V-Groove |
| CD | EZ Rolling Ductile Steel |
| EX | Heavy Duty Mold On Poly-U |
| SW | EZ Rolling Mold-On Poly-U |
| FP | Pneumatic |
| SN | Semi-Pneumatic |
| ER | Ever Roll |
| NY | Nylon |
| UA | Donut Tread Poly-U/Aluminum |
| RP | Donut Tread Mold-On Poly-U |
| RA | Mold-On Rubber/Aluminum |
| BC | Balloon Cushion Rubber/Aluminum |
| MA | Glass-filled Nylon |
| MU | Polyurethane/Glass-Nylon |
| MV | V-Groove Glass/Nylon |
| SU | Solid Polyurethane |
| HS | Heavy Duty Semi-Steel |
| RH | Heavy Duty Mold-On Rubber |
| LP | Low Profile Mold-On Rubber |
| PA | Poly-U/Aluminum |
| HT | High Temp Phenolic |
| HU | Heavy Duty Solid Poly-U |

| Tread Width | |
|-------------|-------------------------|
| A | 13/16" |
| B | 7/8" |
| C | 15/16" |
| D | 1" |
| F | 1-1/4" W/ 1-15/16" H.L. |
| G | 1-1/4" |
| H | 1-1/2" |
| I | 1-13/16" |
| J | 2" |
| K | 2-1/2" |
| L | 3 |
| M | 3-1/2" |
| N | 4" |
| O | 5" |
| P | 1-5/8" |
| Q | 2-1/2" W/ 3-1/4" H.L. |
| R | 1-1/4" W/ 1-13/16 H.L. |
| U | 2-3/4" |

PART NUMBER REFERENCE GUIDE

| Wheel Color/Tread Type | | | |
|------------------------|-------------|---|------------------|
| A | Black/Gray | N | Green |
| B | Black | P | Purple/Gray |
| C | Black/Black | Q | Brown |
| D | Red/Gray | R | Red |
| E | White | S | Silver |
| G | Green/Black | T | Grey/Beige Flat |
| H | Gray/Black | U | Blue/Black |
| I | Gray | V | Red/Silver |
| J | White Donut | W | Red/White |
| K | Red/Black | X | Gray Donut |
| L | Blue | Y | Gray/Beige Donut |
| M | Maroon | Z | Black-Donut |

| Polyurethane/Polyolefin | |
|-------------------------|----------------------------------|
| S | Blue/Gray |
| V | Red/Gray |
| Pneumatic | |
| C | Centered Hub |
| O | Offset Hub |
| V-Groove | |
| T | V-Groove 7/8" |
| W | V-Groove 1-3/8" |
| Phenolic | |
| Z | Black Phenolic with Zerk Fitting |

| Top Plate Fasteners | | |
|---------------------|-----------------|-----------------------------------|
| | Plate size | Bolt Hole Pattern |
| 00 | 1-1/2 x 2-21/32 | 15/16 x 2-1/8 |
| 01 | 1-1/4 x 2-1/16 | 13/16 x 1-9/16 |
| 02 | 1-7/8 x 2-9/16 | 15/16 x 2-1/8 |
| 03 | 2-1/4 x 4-7/16 | 1-1/16 x 3-1/2 |
| 04 | 2-1/4 x 5-1/8 | 1-3/16 x 4 |
| 05 | 1-3/4 x 3 | 2-1/4 x 1 |
| 06 | 2-3/8 x 3-5/8 | 1-3/4 x 2-7/8 to 3 |
| 07 | 2-3/4 x 3-7/8 | 1-3/4 x 3 |
| 08 | 1-3/4 x 3 | 1 x 2-3/16 to 2-5/16 |
| 11 | 3-1/8 x 4-1/8 | 1-3/4 x 2-15/16 to 2-3/8 x 3-3/8 |
| 12 | 3-1/8 x 4-1/8 | 2-3/8 x 3-3/8 |
| 13 | 3-3/4 x 4-1/2 | 2-5/8 x 3-5/8 to 3 x 3 |
| 14 | 3-1/4 x 4-5/8 | 2-3/8 x 3-3/8 |
| 15 | 3-1/4 x 6-1/4 | 1-3/4 x 5 |
| 16 | 3-1/2 x 3-1/2 | 2-5/8 x 2-5/8 to 2-3/4 x 2-3/4 |
| 17 | 4 x 4-1/2 | 2-5/8 x 3-5/8 to 3 x 3 |
| 18 | 4 x 5 | 3 x 4 |
| 19 | 4-1/2 x 6-1/4 | 2-7/16 x 4-15/16 to 3-3/8 x 5-1/4 |
| 20 | 5 x 5-1/2 | 4-1/8 x 4-1/2 |
| 25 | 5-1/4 x 7-1/4 | 3-3/8 x 5-1/4 to 4-1/8 x 6-1/8 |
| 30 | 6-1/4 x 7-1/2 | 4-1/2 x 6 to 4-1/8 x 6-1/8 |
| 45 | 8-1/2 x 8-1/2 | 7 x 7 |

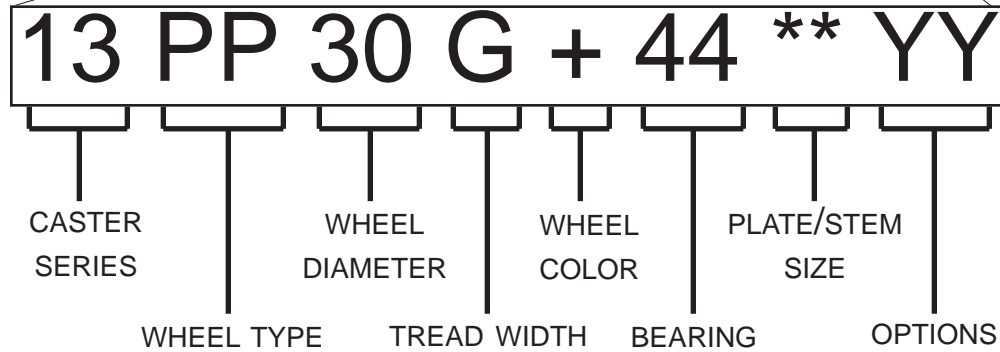
| Stem Fasteners | | |
|----------------|--------------------|---------------------|
| | Stem Type | Stem Size |
| ZZ | Hollow Kingpin | 1/2 I.D. |
| 42 | Octagon | 7/8 x 2 |
| 51 | Octagon | 3/4 x 2 |
| 55 | Square | 7/8 x 2 |
| 58 | Round | 1.48 x 2 |
| 46 | Threaded | 5/8-11 x 1-1/4 |
| 59 | Threaded | 1/2-13 x 1-3/4 |
| 60 | Threaded | 3/8-16 x 3/4 |
| 61 | Threaded | 3/8-16 x 1 |
| 62 | Threaded | 3/8-16 x 1-1/2 |
| 63 | Threaded | 3/8-16 x 1/2 |
| 64 | Threaded | 3/8-16 x 1-3/8 |
| 65 | Threaded | M12 x 2 |
| 66 | Threaded | 1/2-13 x 3/4 |
| 67 | Threaded | 1/2-13 x 1 |
| 68 | Threaded | 1/2-13 x 1-1/2 |
| 69 | Threaded | 1/2-13 x 2 |
| 79 | Threaded | 7/16-14 x 2-1/4 |
| 81 | Threaded | 5/8-11 x 1-3/4 |
| 87 | Threaded | 3/4-10 x 1-3/4 |
| 80 | Threaded | 5/8-11 x 1 |
| 88 | Threaded | 3/4-10 x 1 |
| 86 | Pipe Thread | 3/4-10 x 1-1/4 |
| 70 | Threaded Adapter | 1/2-13 x 2-3/4 |
| 71* | Expandable Adapter | 0.720 - 0.85 |
| 72* | Expandable Adapter | 0.852 - 0.927 |
| 73* | Expandable Adapter | 0.928 - 1.029 |
| 74* | Expandable Adapter | 1.030 - 1.140 |
| 75* | Expandable Adapter | 1.360 - 1.425 |
| 76* | Expandable Adapter | 1.426 - 1.589 |
| 77* | Expandable Adapter | 1.790 - 1.850 |
| 41 | Grip Ring | 7/8 x 2-1/4 Octagon |
| 90 | Grip Ring | 7/16 x 1-3/16 |
| 91 | Grip Ring | 7/16 x 1-3/8 |
| 92 | Grip Ring | 5/8 x 2-3/16 |
| 93 | Grip Ring | 13/16 x 2-3/16 |
| 94 | Grip Ring | 27/32 x 2-1/2 |
| 95 | Grip Ring | 0.846 x 2-3/16 |
| 96 | Grip Ring | 13/16 x 1-3/4 |
| 97 | Grip Ring | 7/16 x 2-1/4 |

| Options | | | |
|---------|------------------------|---|-------------------------|
| A | A-Cam Brake | L | Raceway Seal |
| B | Lower Raceway Cap | M | Metal Combo Washer |
| C | Cam Brake | N | Cantilever Dual Wheel |
| D | Dual Wheel | P | Weld-On 4-Position Lock |
| E | w/ Raceway Seal & Zerk | R | Thumb Screw Brake |
| F | Face Contact Brake | S | Side Brake |
| G | Thread Guard | T | Top Lock Brake |
| H | Tech Lock Brake | U | Unplated |
| I | No Raceway Seal & Zerk | V | Vertical Top Lock |
| J | w/ Axle & Nut | X | Black Oxide Finish |
| K | High Temp Grease | Z | w/ Zerk Axle & Nut |

*Includes #70 stem and adapter.

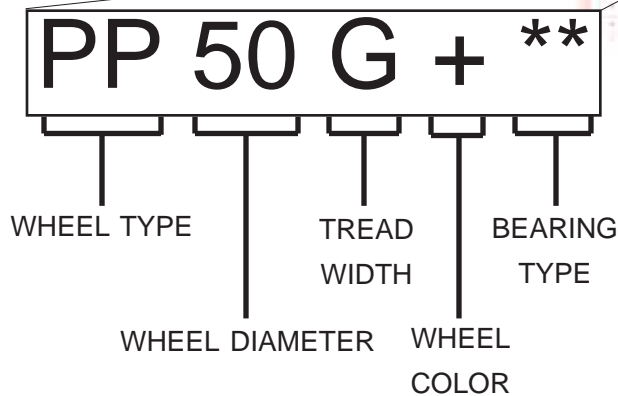
PART NUMBER REFERENCE GUIDE

CASTERS



- (+) COLOR - WHEELS WITH NO OPTIONAL COLOR CODES WILL HAVE APPROPRIATE COLOR REPRESENTED.
- (**) PLATE/STEM SIZE - CASTERS WITH NO OPTIONAL PLATES/STEMS WILL HAVE APPROPRIATE PLATE/STEM REPRESENTED.
- (YY) OPTIONS (BRAKES, LOCKS, SEALS, ECT.)

WHEELS



- (+) COLOR - WHEELS WITH NO OPTIONAL COLOR CODES WILL HAVE APPROPRIATE COLOR REPRESENTED.
- (**) BEARING

08 SERIES - LIGHT DUTY - 110#


- ◆ ZINC PLATED
- ◆ RIVETED AXLE
- ◆ LUBRICATED DOUBLE BALL BEARING RACEWAY

APPLICATIONS

- ◆ FURNITURE, CABINETS, & DESKS
- ◆ OFFICE EQUIPMENT, CARTS, CHAIRS, & RACKS
- ◆ DISPLAY STANDS & RETAIL MERCHANDISERS
- ◆ INSTITUTIONAL, MEDICAL, & FOOD SERVICE EQUIPMENT
- ◆ MOP BUCKETS
- ◆ CREEPERS & DOLLIES
- ◆ LIGHT DUTY TRASH CONTAINERS
- ◆ ROLLING LADDERS
- ◆ OTHER LIGHT DUTY APPLICATIONS



OPTIONS




*Special Order Only


| Diameter | Overall Height* | Swivel Radius |
|----------|-----------------|---------------|
| 2 | 2-5/8 | 1-13/16 |
| 2-1/2 | 3-1/8 | 2-1/16 |
| 3 | 3-5/8 | 2-3/8 |

*Reduce overall height 3/32" for stem casters

| Plates | | | | Stems | | |
|--------|----------------|----------------|--------------------|-------|----------------|-----------|
| Plate | Size | Bolt Pattern | Mounting Bolt Dia. | Stem | Size | Stem Type |
| 01 | 1-1/4 X 2-1/16 | 13/16 x 1-9/16 | 3/16 | 61 | 3/8-16 x 1 | Threaded |
| | | | | 62 | 3/8-16 x 1-1/2 | Threaded |
| | | | | 63 | 3/8-16 x 1/2 | Threaded |
| | | | | 90 | 7/16 x 1-3/16 | Grip Ring |



| Wheel Diameter | Tread Width | Wheel Type | Load Cap | Bearing | Swivel | Available Plates/Stems |
|----------------|-------------|-------------------|----------|------------|----------------|------------------------|
| 2 | 13/16 | Hard Rubber | 80 | Plain Bore | 08HR20AB80**YY | 01, 61, 62, 63, 90 |
| | | Soft Rubber | 70 | Plain Bore | 08SR20AB80**YY | 01, 61, 62, 63, 90 |
| | | Rubber/Polyolefin | 70 | Plain Bore | 08TP20AT80**YY | 01, 61, 62, 63, 90 |
| | | Poly-U/Polyolefin | 80 | Plain Bore | 08PP20AT80**YY | 01, 61, 62, 63, 90 |
| | | Polyolefin | 80 | Plain Bore | 08PO20AB80**YY | 01, 61, 62, 63, 90 |
| 2-1/2 | 13/16 | Hard Rubber | 100 | Plain Bore | 08HR25AB80**YY | 01, 61, 62, 63, 90 |
| | | Soft Rubber | 80 | Plain Bore | 08SR25AB80**YY | 01, 61, 62, 63, 90 |
| | | Rubber/Polyolefin | 80 | Plain Bore | 08TP25AF80**YY | 01, 61, 62, 63, 90 |
| | | Poly-U/Polyolefin | 100 | Plain Bore | 08PP25AT80**YY | 01, 61, 62, 63, 90 |
| | | Polyolefin | 100 | Plain Bore | 08PO25AB80**YY | 01, 61, 62, 63, 90 |
| 3 | 13/16 | Hard Rubber | 110 | Plain Bore | 08HR30AB80**YY | 01, 61, 62, 63, 90 |
| | | Soft Rubber | 100 | Plain Bore | 08SR30AB80**YY | 01, 61, 62, 63, 90 |
| | | Rubber/Polyolefin | 100 | Plain Bore | 08TP30AF80**YY | 01, 61, 62, 63, 90 |
| | | Poly-U/Polyolefin | 110 | Plain Bore | 08PP30AT80**YY | 01, 61, 62, 63, 90 |
| | | Polyolefin | 110 | Plain Bore | 08PO30AB80**YY | 01, 61, 62, 63, 90 |



09/10 SERIES - LIGHT DUTY - 230#

- ◆ ECONOMICALLY PRICED FOR LIGHT DUTY APPLICATIONS
- ◆ ZINC PLATED
- ◆ DOUBLE BALL BEARING RACEWAY FOR ADDED STRENGTH AND EASE OF MOVEMENT

APPLICATIONS

- ◆ UTILITY & STOCK CARTS
- ◆ LIGHT DUTY STOCK CARTS
- ◆ GARMENT RACKS, DISPLAYS & SHELVING
- ◆ INSTITUTIONAL, FOOD SERVICE, & BAKERY CARTS
- ◆ UTILITY TABLES, TOOL STANDS, & TIRE RACKS



OPTIONS



Rivet Axle **J**



Vertical Lock† **V**



Side Lock Brake **S**

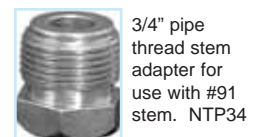

†Factory Order Only

| Diameter | Overall Height | Swivel Radius |
|----------|----------------|---------------|
| 3 | 3-5/8 | 2-5/8 |
| 4 | 4-5/8 | 3-1/4 |
| 5 | 5-5/8 | 3-7/8 |

*Reduce overall height 3/32" for stem casters

| **Plates | | | | **Stems | | |
|----------|---------------|----------------------|------------------------|---------|-----------------|--------------------------------|
| Plate | Size | Bolt Pattern | Mounting Bolt Diameter | Stem | Size | Stem Type |
| 06 | 2-3/8 x 3-5/8 | 1-3/4 x 2-7/8 to 3 | 5/16 | 42 | 7/8 x 2 | Octagon w/ Cross Drilled Holes |
| | | | | 62 | 3/8-16 x 1-1/2 | Threaded |
| | | | | 64 | 3/8-16 x 1-3/8 | Threaded |
| | | | | 66 | 1/2-13 x 3/4 | Threaded |
| | | | | 68 | 1/2-13 x 1-1/2 | Threaded |
| | | | | 70 | 1/2-13 x 2-3/4 | Threaded |
| | | | | 71* | 0.720 - 0.85 | Expandable Adapter |
| | | | | 72* | 0.852 - 0.927 | Expandable Adapter |
| | | | | 73* | 0.928 - 1.029 | Expandable Adapter |
| | | | | 74* | 1.030 - 1.140 | Expandable Adapter |
| 08 | 1-3/4 x 3 | 1 x 2-3/16 to 2-5/16 | 5/16 | 75* | 1.360 - 1.425 | Expandable Adapter |
| | | | | 76* | 1.426 - 1.589 | Expandable Adapter |
| | | | | 77* | 1.790 - 1.850 | Expandable Adapter |
| | | | | 79 | 7/16-14 x 2-1/4 | Threaded |
| | | | | 91 | 7/16 x 1-3/8 | Grip Ring |
| | | | | 97 | 7/16 x 2 | Grip Ring |

*Includes #70 stem and expandable adapter.



09/10 SERIES - LIGHT DUTY - 230#

| Wheel Diameter | Tread Width | Wheel Type | Load Capacity | Bearing | Swivel | Rigid (Plate Casters Only) | +Color | Available Plates/Stems |
|----------------|-------------|-------------------|---------------|------------|----------------|----------------------------|--------|--|
| 3 | 1 | Yoke Only w/ Axle | | | 09ZZ30DZ81**YY | 10ZZ30DZ81**YY | | 06, 08, 62, 68, 70, 71, 72, 73, 74, 75, 76, 77, 91, 97 |
| | | Rubber/Polyolefin | 150 | Plain Bore | 09TP30D+81**YY | 10TP30D+81**YY | H, T | |
| | | Rubber/Polyolefin | 150 | Precision | 09TP30DI48**YY | 10TP30DI48**YY | | |
| | | Poly-U/Polyolefin | 175 | Plain Bore | 09PP30DT81**YY | 10PP30DT81**YY | | |
| | | Soft Rubber | 130 | Plain Bore | 09SR30DB81**YY | 10SR30DB81**YY | | |
| | | Hard Rubber | 150 | Plain Bore | 09HR30DB81**YY | 10HR30DB81**YY | | |
| | | Polyolefin | 175 | Plain Bore | 09PO30DB81**YY | 10PO30DB81**YY | | |
| 4 | 1 | Yoke Only w/ Axle | | | 09ZZ40DZ81**YY | 10ZZ40DZ81**YY | | 06, 08, 62, 66, 68, 71, 72, 73, 73, 74, 75, 76, 77, 79, 91, 97 |
| | | Rubber/Polyolefin | 175 | Plain Bore | 09TP40D+81**YY | 10TP40D+81**YY | H, T | |
| | | Rubber/Polyolefin | 175 | Precision | 09TP40DI48**YY | 10TP40DI48**YY | | |
| | | Poly-U/Polyolefin | 220 | Plain Bore | 09PP40DT81**YY | 10PP40DT81**YY | | |
| | | Soft Rubber | 145 | Plain Bore | 09SR40DB81**YY | 10SR40DB81**YY | | |
| | | Hard Rubber | 175 | Plain Bore | 09HR40DB81**YY | 10HR40DB81**YY | | |
| | | Polyolefin | 220 | Plain Bore | 09PO40DB81**YY | 10PO40DB81**YY | | |
| 5 | 1 | Yoke Only w/ Axle | | | 09ZZ50DZ81**YY | 10ZZ50DZ81**YY | | 06, 08, 42, 62, 68, 70, 71, 72, 73, 74, 75, 76, 77, 79, 91, 97 |
| | | Rubber/Polyolefin | 200 | Plain Bore | 09TP50D+81**YY | 10TP50D+81**YY | H, T | |
| | | Rubber/Polyolefin | 200 | Precision | 09TP50DI48**YY | 10TP50DI48**YY | | |
| | | Poly-U/Polyolefin | 220 | Plain Bore | 09PP50DT81**YY | 10PP50DT81**YY | | |
| | | Soft Rubber | 150 | Plain Bore | 09SR50DB81**YY | 10SR50DB81**YY | | |
| | | Hard Rubber | 200 | Plain Bore | 09HR50DB81**YY | 10HR50DB81**YY | | |
| | | Polyolefin | 230 | Plain Bore | 09PO50DB81**YY | 10PO50DB81**YY | | |

Expandable Stem Casters & Adapters



7 EXPANDABLE ADAPTER SIZES ON 8 DIFFERENT CASTER SERIES!

23/24 SERIES - LIGHT DUTY ECONOMY - 175#

- ◆ COST EFFECTIVE LIGHT DUTY CASTER SERIES
- ◆ DOUBLE BALL RACEWAY
- ◆ ZINC PLATED

APPLICATIONS

- ◆ FOOD SERVICE EQUIPMENT
- ◆ LIGHT DUTY MATERIAL HANDLING
- ◆ BAKERY RACKS
- ◆ INSTITUTIONAL CARTS
- ◆ DOLLIES
- ◆ CASES, DISPLAYS, & WIRE RACKING



OPTIONS



Cam Brake **C**



Top Lock Brake **T**




Rivet Axle **J**

| Diameter | Overall Height | Swivel Radius |
|----------|----------------|---------------|
| 3 | 3-3/4 | 2-1/2 |
| 3-1/2 | 4-3/8 | 3 |
| 4 | 4-5/8 | 3-1/4 |
| 5 | 5-5/8 | 4-3/16 |

*Reduce overall height 3/32" for stem casters

| **Plates | | | | **Stems | | |
|----------|---------------|----------------------------------|--------------------|---------|----------------|-----------|
| Plate | Size | Bolt Pattern | Mounting Bolt Dia. | Stem | Size | Stem Type |
| 06 | 2-3/8 x 3-5/8 | 1-3/4 x 2-7/8 to 3 | 5/16 | 62 | 3/8-16 x 1-1/2 | Threaded |
| 08 | 1-3/4 x 3 | 1 x 2-3/16 to 2-5/16 | 5/16 | 67 | 1/2-13 x 1 | Threaded |
| 11 | 3-1/8 x 4-1/8 | 1-3/4 x 2-15/16 to 2-3/8 x 3-3/8 | 5/16 | 68 | 1/2-13 x 1-1/2 | Threaded |
| 17 | 4 x 4-1/2 | 2-5/8 x 3-5/8 to 3 x 3 | 3/8 | 91 | 7/16 x 1-3/8 | Grip Ring |



Threaded Grip Ring



3/4" pipe thread stem adapter for use with #91 stem. NTP34

| Wheel Diameter | Tread Width | Wheel Type | Load Cap. | Bearing | Swivel | Rigid (Plate Casters Only) | +Color | **Plates/ Stems |
|----------------|-------------|-----------------------|----------------|-----------------|----------------|----------------------------|---------------|--------------------------------|
| 3 | 1-1/4 | Yoke Only w/ Axle | | | 23ZZ30GZ82**YY | 24ZZ30GZ82**YY | | 06, 08, 11, 17, 62, 67, 68, 91 |
| | | Soft Rubber | 175 | Plain Bore | 23SR30GB82**YY | 24SR30GB82**YY | | |
| | | Hard Rubber | 175 | Plain Bore | 23HR30GB82**YY | 24HR30GB82**YY | | |
| | | Soft Rubber | 175 | Ball Bearing | 23SR30GB42**YY | 24SR30GB42**YY | | |
| | | Hard Rubber | 175 | Ball Bearing | 23HR30GB42**YY | 24HR30GB42**YY | | |
| | | Rubber/Polyolefin | 175 | Precision | 23TP30GI44**YY | 24TP30GI44**YY | | |
| | | Rubber/Polyolefin | 175 | Precision | 23TP30G+47**YY | 24TP30G+47**YY | T, Y | |
| | | Rubber/Polyolefin | 175 | Nylon Sleeve | 23TP30G+90**YY | 24TP30G+90**YY | A, T, Y | |
| | | Poly-U/Polyolefin | 175 | Precision | 23PP30G+44**YY | 24PP30G+44**YY | A, D, I | |
| | | Poly-U/Polyolefin | 175 | Precision | 23PP30G+47**YY | 24PP30G+47**YY | S, T, V, Y, W | |
| | | Poly-U/Polyolefin | 175 | Nylon Sleeve | 23PP30G+90**YY | 24PP30G+90**YY | T, Y | |
| | | Polyolefin | 175 | Plain Bore | 23PO30G+82**YY | 24PO30G+82**YY | B, J, Z | |
| | | Heavy Duty Polyolefin | 175 | Plain Bore | 23HP30GB82**YY | 24HP30GB82**YY | | |
| | | Phenolic | 175 | Top Hat Bushing | 23PH30GB99**YY | 24PH30GB99**YY | | |
| | | Semi Steel | 175 | Plain Bore | 23SS30GS82**YY | 24SS30GS82**YY | | |
| Semi Steel | 175 | Steel Sleeve | 23SS30GS90**YY | 24SS30GS90**YY | | | | |



23/24 SERIES - LIGHT DUTY ECONOMY - 175#

| Wheel Diameter | Tread Width | Wheel Type | Load Cap. | Bearing | Swivel | Rigid (Plate Casters Only) | +Color | **Plates/Stems |
|----------------|-------------|-----------------------|----------------|-----------------|----------------|----------------------------|---------------|--------------------------------|
| 3-1/2 | 1-1/4 | Yoke Only w/ Axle | | | 23ZZ35GZ82**YY | 24ZZ35GZ82**YY | | 06, 08, 11, 17, 62, 67, 68, 91 |
| | | Soft Rubber | 175 | Plain Bore | 23SR35GB82**YY | 24SR35GB82**YY | | |
| | | Hard Rubber | 175 | Plain Bore | 23HR35GB82**YY | 24HR35GB82**YY | | |
| | | Rubber/Aluminum | 175 | Annular Ball | 23RA35GI43**YY | 24RA35GI43**YY | | |
| | | Rubber/Polyolefin | 175 | Precision | 23TP35GI44**YY | 24TP35GI44**YY | | |
| | | Rubber/Polyolefin | 175 | Precision | 23TP35G+47**YY | 24TP35G+47**YY | A, T, Y | |
| | | Rubber/Polyolefin | 175 | Nylon Sleeve | 23TP35G+90**YY | 24TP35G+90**YY | T, Y | |
| | | Poly-U/Polyolefin | 175 | Precision | 23PP35G+44**YY | 24PP35G+44**YY | A, D, I, S, V | |
| | | Poly-U/Polyolefin | 175 | Precision | 23PP35G+47**YY | 24PP35G+47**YY | T, W, Y | |
| | | Polyolefin | 175 | Plain Bore | 23PO35G+82**YY | 24PO35G+82**YY | B, J, Z | |
| 4 | 1-1/4 | Yoke Only w/ Axle | | | 23ZZ40GZ82**YY | 24ZZ40GZ82**YY | | 06, 08, 11, 17, 62, 67, 68, 91 |
| | | Soft Rubber | 175 | Plain Bore | 23SR40GB82**YY | 24SR40GB82**YY | | |
| | | Hard Rubber | 175 | Plain Bore | 23HR40GB82**YY | 24HR40GB82**YY | | |
| | | Soft Rubber | 175 | Ball Bearing | 23SR40GB42**YY | 24SR40GB42**YY | | |
| | | Hard Rubber | 175 | Ball Bearing | 23HR40GB42**YY | 24HR40GB42**YY | | |
| | | Rubber/Aluminum | 175 | Annular Ball | 23RA40GI43**YY | 24RA40GI43**YY | | |
| | | Rubber/Polyolefin | 175 | Precision | 23TP40GI44**YY | 24TP40GI44**YY | | |
| | | Rubber/Polyolefin | 175 | Precision | 23TP40G+47**YY | 24TP40G+47**YY | T, Y | |
| | | Rubber/Polyolefin | 175 | Nylon Sleeve | 23TP40G+90**YY | 24TP40G+90**YY | A, T, Y | |
| | | Poly-U/Polyolefin | 175 | Precision | 23PP40G+44**YY | 24PP40G+44**YY | A, D, I, S, V | |
| | | Poly-U/Polyolefin | 175 | Precision | 23PP40G+47**YY | 24PP40G+47**YY | T, W, Y | |
| | | Poly-U/Polyolefin | 175 | Delrin | 23PP40G+59**YY | 24PP40G+59**YY | K, W | |
| | | Poly-U/Polyolefin | 175 | Delrin | 23PP40GT90**YY | 24PP40GT90**YY | | |
| | | Polyolefin | 175 | Plain Bore | 23PO40G+82**YY | 24PO40G+82**YY | B, J, Z | |
| | | Heavy Duty Polyolefin | 175 | Plain Bore | 23HP40GB82**YY | 24HP40GB82**YY | | |
| | | Phenolic | 175 | Top Hat Bushing | 23PH40GB99**YY | 24PH40GB99**YY | | |
| Semi Steel | 175 | Plain Bore | 23SS40GS82**YY | 24SS40GS82**YY | | | | |
| Semi Steel | 175 | Steel Sleeve | 23SS40GS90**YY | 24SS40GS90**YY | | | | |
| 5 | 1-1/4 | Yoke Only w/ Axle | | | 23ZZ50GZ82**YY | 24ZZ50GZ82**YY | | 06, 08, 11, 17, 62, 67, 68, 91 |
| | | Soft Rubber | 175 | Plain Bore | 23SR50GB82**YY | 24SR50GB82**YY | | |
| | | Hard Rubber | 175 | Plain Bore | 23HR50GB82**YY | 24HR50GB82**YY | | |
| | | Soft Rubber | 175 | Ball Bearing | 23SR50GB42**YY | 24SR50GB42**YY | | |
| | | Hard Rubber | 175 | Ball Bearing | 23HR50GB42**YY | 24HR50GB42**YY | | |
| | | Rubber/Aluminum | 175 | Annular Ball | 23RA50GI43**YY | 24RA50GI43**YY | | |
| | | Rubber/Polyolefin | 175 | Precision | 23TP50GI44**YY | 24TP50GI44**YY | | |
| | | Rubber/Polyolefin | 175 | Precision | 23TP50G+47**YY | 24TP50G+47**YY | T, Y | |
| | | Rubber/Polyolefin | 175 | Nylon Sleeve | 23TP50G+90**YY | 24TP50G+90**YY | A, T, Y | |
| | | Poly-U/Polyolefin | 175 | Precision | 23PP50G+44**YY | 24PP50G+44**YY | A, D, I, S, V | |
| | | Poly-U/Polyolefin | 175 | Precision | 23PP50G+47**YY | 24PP50G+47**YY | T, W, Y | |
| | | Poly-U/Polyolefin | 175 | Delrin | 23PP50G+59**YY | 24PP50G+59**YY | K, W | |
| | | Poly-U/Polyolefin | 175 | Delrin | 23PP50G+90**YY | 24PP50G+90**YY | T, Y | |
| | | Polyolefin | 175 | Plain Bore | 23PO50G+82**YY | 24PO50G+82**YY | B, J, Z | |
| | | Heavy Duty Polyolefin | 175 | Plain Bore | 23HP50GB82**YY | 24HP50GB82**YY | | |
| | | Phenolic | 175 | Top Hat Bushing | 23PH50GB99**YY | 24PH50GB99**YY | | |
| Semi Steel | 175 | Plain Bore | 23SS40GS82**YY | 24SS40GS82**YY | | | | |
| Semi Steel | 175 | Steel Sleeve | 23SS40GS90**YY | 24SS40GS90**YY | | | | |



11/12 SERIES - GENERAL DUTY - 400#

- ◆ ECONOMICAL CASTERS FOR A WIDE RANGE OF APPLICATIONS
- ◆ DEEPLY EMBOSSED SINGLE BALL RACEWAY
- ◆ ZINC PLATED
- ◆ RACEWAY AND LEGS CUT AND FORMED FROM A SINGLE PIECE OF HEAVY GAUGE STEEL



APPLICATIONS

- ◆ DOLLIES
- ◆ PARTS BINS
- ◆ PORTABLE STORAGE RACKS
- ◆ BAKERY RACKS
- ◆ FOOD SERVICE APPLICATIONS
- ◆ ROLLING TOOLBOXES
- ◆ LIGHTER GENERAL DUTY USE
- ◆ STORE DISPLAYS & MERCHANDISERS
- ◆ LAUNDRY CARTS, LINEN BASKETS & HAMPERS

| Diameter | Overall Height | Swivel Radius |
|----------|----------------|---------------|
| 2 | 2-7/16 | 1-3/4 |
| 2-1/2 | 3-1/4 | 2-3/8 |
| 3 | 3-5/8 | 2-7/16 |
| 4 | 5 | 3-1/4 |

OPTIONS



Side Lock Brake **S**

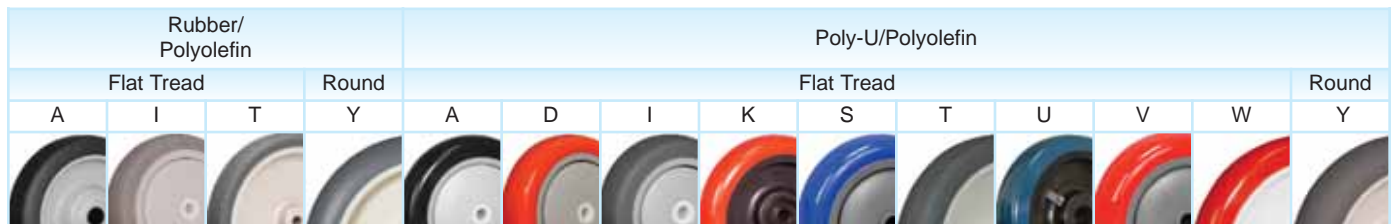
Top Plate Dimensions

| Wheel Diameter | Swivel | | Rigid | | Axle Diameter | Mounting Bolt Dia. |
|----------------|----------------|---------------|-----------------|----------------|---------------|--------------------|
| | Overall Plate | Bolt Hole | Overall Plate | Bolt Hole | | |
| 2 | 1-7/8 x 2-9/16 | 15/16 x 2-1/8 | 1-1/2 x 2-21/32 | 15/16 x 2-1/8 | 1/4 | 1/4 |
| 2-1/2 | 2-3/4 x 3-7/8 | 1-3/4 x 3 | 2-1/4 x 4-7/16 | 1-1/16 x 3-1/2 | 5/16 | |
| 3 | 3-1/8 x 4-1/8 | 2-3/8 x 3-3/8 | 2-1/4 x 5-1/8 | 1-3/16 x 4 | 3/8 | |
| 4 | 4 x 5 | 3 x 4 | 3-1/4 x 6-1/4 | 1-3/4 x 5 | | |



11/12 SERIES - GENERAL DUTY- 400#

| Wheel Diameter | Tread Width | Wheel Type | Load Cap. | Bearing | Swivel Part # | Rigid Part # | +Color |
|----------------|-------------|-----------------------|----------------|----------------|----------------|-----------------|---------------|
| 2 | 15/16 | Yoke Only w/ Axle | | | 11ZZ20CZ8002YY | 12ZZ20CZ8000YY | |
| | | Soft Rubber | 90 | Plain Bore | 11SR20CB8002YY | 12SR20CB8000YY | |
| | | Hard Rubber | 125 | Plain Bore | 11HR20CB8002YY | 12HR20CB8000YY | |
| | | Semi Steel | 125 | Plain Bore | 11SS20CS8002YY | 12SS20CS8000YY | |
| | | Polyolefin | 90 | Plain Bore | 11PO20CB8002YY | 12PO20CB8000YY | |
| 2-1/2 | 1-1/16 | Yoke Only w/ Axle | | | 11ZZ25CZ8107YY | 12ZZ250CZ8103YY | |
| | | Soft Rubber | 100 | Plain Bore | 11SR25CB8107YY | 12SR25CB8103YY | |
| | | Hard Rubber | 175 | Plain Bore | 11HR25CB8107YY | 12HR25CB8103YY | |
| | | Semi Steel | 200 | Plain Bore | 11SS25CS8107YY | 12SS25CS8103YY | |
| | | Polyolefin | 175 | Plain Bore | 11PO25CB8107YY | 12PO25CB8103YY | |
| 3 | 1-1/4 | Yoke Only w/ Axle | | | 11ZZ30GZ8212YY | 12ZZ30GZ8204YY | |
| | | Soft Rubber | 150 | Plain Bore | 11SR30GB8212YY | 12SR30GB8204YY | |
| | | Soft Rubber | 150 | Ball Bearing | 11SR30GB4212YY | 12SR30GB4204YY | |
| | | Hard Rubber | 275 | Plain Bore | 11HR30GB8212YY | 12HR30GB8204YY | |
| | | Hard Rubber | 150 | Ball Bearing | 11HR30GB4212YY | 12HR30GB4204YY | |
| | | Polyolefin | 275 | Plain Bore | 11PO30G+8212YY | 12PO30G+8204YY | B, J, Z |
| | | Heavy Duty Polyolefin | 275 | Plain Bore | 11HP30GB8212YY | 12HP30GB8204YY | |
| | | Solid Polyurethane | 250 | Steel Sleeve | 11SU30GL9012YY | 12SU30GL9004YY | |
| | | Poly-U/Polyolefin | 250 | Precision | 11PP30G+4412YY | 12PP30G+4404YY | A, D, I, S, V |
| | | Poly-U/Polyolefin | 250 | Precision | 11PP30G+4712YY | 12PP30G+4704YY | T, W, Y |
| | | Poly-U/Polyolefin | 250 | Nylon Sleeve | 11PP30G+9012YY | 12PP30G+9004YY | T, Y |
| | | Rubber/Polyolefin | 210 | Precision | 11TP30GI4412YY | 12TP30GI4404YY | |
| | | Rubber/Polyolefin | 210 | Precision | 11TP30G+4712YY | 12TP30G+4704YY | T, Y |
| | | Rubber/Polyolefin | 210 | Plain Bore | 11TP30GI8212YY | 12TP30GI8204YY | |
| | | Rubber/Polyolefin | 210 | Nylon Sleeve | 11TP30G+9012YY | 12TP30G+9004YY | A, T, Y |
| | | Semi Steel | 275 | Plain Bore | 11SS30GS8212YY | 12SS30GS8204YY | |
| | | Semi Steel | 275 | Steel Sleeve | 11SS30GS9012YY | 12SS30GS9004YY | |
| Phenolic | 275 | Steel Sleeve | 11PH30GB9912YY | 12PH30GB9904YY | | | |
| 4 | 1-1/4 | Yoke Only w/ Axle | | | 11ZZ40FZ8218YY | 12ZZ40FZ8215YY | |
| | | Soft Rubber | 200 | Plain Bore | 11SR40FB8218YY | 12SR40FB8215YY | |
| | | Hard Rubber | 300 | Plain Bore | 11HR40FB8218YY | 12HR40FB8215YY | |
| | | Semi Steel | 400 | Plain Bore | 11SS40RS8218YY | 12SS40RS8215YY | |
| | 1-1/2 | Semi Steel | 400 | Roller | 11SS40HS1218YY | 12SS40HS1215YY | |
| | | Phenolic | 400 | Roller | 11PH40HB1218YY | 12PH40HB1215YY | |
| | | Rubber/Polyolefin | 190 | Roller | 11TP40H+1218YY | 12TP40H+1215YY | A, I |
| | | Poly-U/Polyolefin | 300 | Roller | 11PP40H+1218YY | 12PP40H+1215YY | K, D, U |
| | | Polyurethane/Steel | 400 | Roller | 11PU40H+1218YY | 12PU40H+1215YY | G, V |
| | 1-5/8 | Soft Rubber | 300 | Steel Sleeve | 11SR40PB9018YY | 12SR40PB9015YY | |
| | | Hard Rubber | 400 | Steel Sleeve | 11HR40PB9018YY | 12HR40PB9015YY | |



07 SERIES - HOLLOW KINGPIN - 300#

- ◆ **HARD TO FIND CUSTOM STEMS**
- ◆ DOUBLE BALL BEARING RACEWAY FOR LONG WEAR AND ADDED STRENGTH
- ◆ ZINC PLATED
- ◆ 1/2" DIAMETER X 11/16" DEEP HOLLOW KINGPIN WILL ACCEPT A VARIETY OF STEMS
- ◆ ECONOMICAL AND HIGHLY VERSATILE CASTER SERIES



APPLICATIONS

- ◆ LIGHT TO MEDIUM DUTY MATERIAL HANDLING
- ◆ BAKERY EQUIPMENT
- ◆ STOCKING CARTS
- ◆ MOVING DOLLIES
- ◆ FOOD SERVICE OPERATIONS
- ◆ MAINTENANCE CARTS
- ◆ OFFICE EQUIPMENT
- ◆ COMPUTER ROOM EQUIPMENT
- ◆ LABORATORY EQUIPMENT
- ◆ INSTITUTIONAL EQUIPMENT

OTHER MODELS
ALSO AVAILABLE



TOTAL LOCK - PGS 82-83
STAINLESS STEEL - PGS 86-87

| Diameter | Overall Height | Swivel Radius |
|----------|----------------|---------------|
| 3 | 4 | 3 |
| 3-1/2 | 4-1/2 | 3-3/16 |
| 4 | 5 | 3-1/2 |
| 5 | 6 | 4 |

| Wheel Diameter | Tread Width | Wheel Type | Load Cap. | Bearing | Part # | +Color | **Stems |
|----------------|-------------|-----------------------|----------------|------------------|----------------|---------------|---|
| 3 | 1-1/4 | Yoke Only w/ Axle | | | 07ZZ30GZ82ZZYY | | Replaced Hollow Kingpin (ZZ) with stem # below. 55, 56, 79 81, 84, 87 92, 93, C1 C2, C3 |
| | | Soft Rubber | 175 | Plain Bore | 07SR30GB82ZZYY | | |
| | | Hard Rubber | 275 | Plain Bore | 07HR30GB82ZZYY | | |
| | | Soft Rubber | 200 | Ball Bearing | 07SR30GB42ZZYY | | |
| | | Rubber/Polyolefin | 210 | Precision | 07TP30GI44ZZYY | | |
| | | Rubber/Polyolefin | 210 | Precision | 07TP30G+47ZZYY | T, Y | |
| | | Rubber/Polyolefin | 210 | Nylon Sleeve | 07TP30G+90ZZYY | A, T, Y | |
| | | Solid Polyurethane | 300 | Steel Sleeve | 07SU30GL90ZZYY | | |
| | | Semi Steel | 300 | Plain Bore | 07SS30GS82ZZYY | | |
| | | Semi Steel | 300 | Steel Sleeve | 07SS30GS90ZZYY | | |
| | | Poly-U/Polyolefin | 250 | Precision | 07PP30G+44ZZYY | A, D, I, S, V | |
| | | Poly-U/Polyolefin | 250 | Precision | 07PP30G+47ZZYY | T, W, Y | |
| | | Poly-U/Polyolefin | 250 | Nylon Sleeve | 07PP30G+90ZZYY | T, Y | |
| | | Polyolefin | 300 | Plain Bore | 07PO30G+82ZZYY | B, J, Z | |
| | | Polyolefin | 300 | Nylon Sleeve | 07PO30G+90ZZYY | B, J, Z | |
| | | Heavy Duty Polyolefin | 300 | Plain Bore | 07HP30G+82ZZYY | B, E | |
| Phenolic | 300 | Plain w/ Top Hat | 07PH30GB99ZZYY | | | | |
| 3-1/2 | 1-1/4 | Yoke Only w/ Axle | | | 07ZZ35GZ82ZZYY | | Replaced Hollow Kingpin (ZZ) with stem # below. 55, 56, 79 81, 84, 87 92, 93, C1 C2, C3 |
| | | Soft Rubber | 200 | Plain Bore | 07SR35GB82ZZYY | | |
| | | Hard Rubber | 285 | Plain Bore | 07HR35GB82ZZYY | | |
| | | Rubber/Aluminum | 250 | Annular Ball Brg | 07RA35GI43ZZYY | | |
| | | Rubber/Polyolefin | 250 | Precision | 07TP35GI44ZZYY | | |
| | | Rubber/Polyolefin | 250 | Precision | 07TP35G+47ZZYY | T, Y | |
| | | Poly-U/Polyolefin | 250 | Precision | 07PP35G+44ZZYY | A, D, I, S, V | |
| | | Poly-U/Polyolefin | 250 | Precision | 07PP35G+47ZZYY | T, W, Y | |
| | | Poly-U/Polyolefin | 250 | Delrin | 07PP35G+59ZZYY | K, W | |
| | | Poly-U/Polyolefin | 250 | Ball Bearing | 07PP35G+42ZZYY | T, Y | |




| Rubber/Polyolefin | | | Poly-U/Polyolefin | | | | | | | | | | |
|-------------------|---|-------|-------------------|---|---|---|---|---|---|---|---|---|-------|
| Flat Tread | | Round | Flat Tread | | | | | | | | | | Round |
| I | T | Y | A | D | I | K | P | S | T | V | W | Y | |
| | | | | | | | | | | | | | |

07 SERIES - HOLLOW KINGPIN - 300#

ORDER INTERCHANGABLE STEMS INSTALLED IN CASTERS: REPLACE ZZ WITH **STEM NUMBER**

OPTIONS CASTER STEMS (SOLD SEPARATELY BY PART NUMBER)



| Stem # | Part # | Size |
|--------|---------|-----------------|
| 79 | 07STT79 | 7/16-14 X 1-1/2 |
| 81 | 07STT81 | 5/8-11 X 1-3/4 |
| 84 | 07STT84 | 3/4-10 X 4 |
| 87 | 07STT87 | 3/4-10 X 1-3/4 |
| C1 | 07STTC1 | 1/2-13 X 4 |
| C2 | 07STTC2 | 5/8-11 X 4 |
| C3 | 07STTC3 | 3/4-10 X 6 |

| Stem # | Part # | Size |
|--------|---------|----------------|
| 92 | 07STG92 | 5/8 x 2-3/16 |
| 93 | 07STG93 | 13/16 x 2-3/16 |

| Stem # | Part # | Length | Width (W) | Diagonal (d) |
|--------|---------|--------|-----------|--------------|
| 55 | 07STS55 | 2 | 7/8 | 1.087 |
| 56 | 07STS56 | 2 | 7/8 | .983 |

Cross holes 1/4"

| Wheel Diameter | Tread Width | Wheel Type | Load Cap. | Bearing | Part # | +Color | **Stems |
|-----------------------|-------------|-----------------------|----------------|------------------|----------------|---------------|---|
| 4 | 1-1/4 | Yoke Only w/ Axle | | | 07ZZ40GZ82ZZYY | | Replaced Hollow Kingpin (ZZ) with stem # below. 55, 56, 79 81, 84, 87 92, 93, C1 C2, C3 |
| | | Soft Rubber | 200 | Plain Bore | 07SR40GB82ZZYY | | |
| | | Hard Rubber | 300 | Plain Bore | 07HR40GB82ZZYY | | |
| | | Soft Rubber | 250 | Ball Bearing | 07SR40GB42ZZYY | | |
| | | Hard Rubber | 300 | Ball Bearing | 07HR40GB42ZZYY | | |
| | | Rubber/Aluminum | 250 | Annular Ball Brg | 07RA40GI43ZZYY | | |
| | | Rubber/Polyolefin | 250 | Precision | 07TP40GI44ZZYY | | |
| | | Rubber/Polyolefin | 250 | Precision | 07TP40G+47ZZYY | T, Y | |
| | | Rubber/Polyolefin | 250 | Nylon Sleeve | 07TP40G+90ZZYY | A, T, Y | |
| | | Poly-U/Polyolefin | 300 | Precision | 07PP40G+44ZZYY | A, D, I, S, V | |
| | | Poly-U/Polyolefin | 300 | Precision | 07PP40G+47ZZYY | T, W, Y | |
| | | Poly-U/Polyolefin | 300 | Delrin | 07PP40G+59ZZYY | K, W | |
| | | Poly-U/Polyolefin | 300 | Nylon Sleeve | 07PP40GT90ZZYY | | |
| | | Solid Polyurethane | 300 | Steel Sleeve | 07SU40GL90ZZYY | | |
| | | Semi Steel | 300 | Plain Bore | 07SS40GS82ZZYY | | |
| | | Semi Steel | 300 | Steel Sleeve | 07SS40GS90ZZYY | | |
| | | Polyolefin | 300 | Plain Bore | 07PO40G+82ZZYY | B, J, Z | |
| | | Polyolefin | 300 | Nylon Sleeve | 07PO40G+90ZZYY | B, J, Z | |
| | | Heavy Duty Polyolefin | 300 | Plain Bore | 07HP40GB82ZZYY | | |
| | | Phenolic | 300 | Plain w/ Top Hat | 07PH40GB99ZZYY | | |
| High-Temp Phenolic | 300 | Plain w/ Top Hat | 07HT40GQ99ZZYY | | | | |
| High-Temp Glass/Nylon | 300 | Plain w/ Top Hat | 07GN40GQ99ZZYY | | | | |
| 5 | 1-1/4 | Yoke Only w/ Axle | | | 07ZZ50GZ82ZZYY | | Replaced Hollow Kingpin (ZZ) with stem # below. 55, 56, 79 81, 84, 87 92, 93, C1 C2, C3 |
| | | Soft Rubber | 250 | Plain Bore | 07SR50GB82ZZYY | | |
| | | Hard Rubber | 300 | Plain Bore | 07HR50GB82ZZYY | | |
| | | Soft Rubber | 275 | Ball Bearing | 07SR50GB42ZZYY | | |
| | | Hard Rubber | 300 | Ball Bearing | 07HR50GB42ZZYY | | |
| | | Rubber/Aluminum | 275 | Annular Ball Brg | 07RA50GY43ZZYY | | |
| | | Rubber/Polyolefin | 300 | Precision | 07TP50GI44ZZYY | | |
| | | Rubber/Polyolefin | 300 | Precision | 07TP50G+47ZZYY | T, Y | |
| | | Rubber/Polyolefin | 300 | Nylon Sleeve | 07TP50G+90ZZYY | A, T, Y | |
| | | Poly-U/Polyolefin | 300 | Precision | 07PP50G+44ZZYY | A, D, I, S, V | |
| | | Poly-U/Polyolefin | 300 | Precision | 07PP50G+47ZZYY | T, W, Y | |
| | | Poly-U/Polyolefin | 300 | Delrin | 07PP50G+59ZZYY | K, W | |
| | | Poly-U/Polyolefin | 300 | Nylon Sleeve | 07PP50G+90ZZYY | T, Y | |
| | | Solid Polyurethane | 300 | Steel Sleeve | 07SU50GL90ZZYY | | |
| | | Semi Steel | 300 | Plain Bore | 07SS50GS82ZZYY | | |
| | | Semi Steel | 300 | Steel Sleeve | 07SS50GS90ZZYY | | |
| | | Polyolefin | 300 | Plain Bore | 07PO50G+82ZZYY | B, J, Z | |
| | | Polyolefin | 300 | Nylon Sleeve | 07PO50G+90ZZYY | B, J, Z | |
| | | Heavy Duty Polyolefin | 300 | Plain Bore | 07HP50GB82ZZYY | | |
| | | Phenolic | 300 | Plain w/ Top Hat | 07PH50GB99ZZYY | | |
| High-Temp Phenolic | 300 | Plain w/ Top Hat | 07HT50GQ99ZZYY | | | | |

13/14/T3 SERIES - LIGHT/MEDIUM DUTY - 350#

- ◆ DOUBLE BALL BEARING RACEWAY FOR LONG WEAR AND ADDED STRENGTH
- ◆ ZINC PLATED
- ◆ 1/2" KINGPIN
- ◆ ECONOMICAL AND HIGHLY VERSATILE CASTER SERIES
- ◆ WIDE SELECTION OF WHEELS FOR A RANGE OF APPLICATIONS

APPLICATIONS

- ◆ LIGHT TO MEDIUM DUTY MATERIAL HANDLING
- ◆ INSTITUTIONAL & LABORATORY EQUIPMENT
- ◆ BAKERY EQUIPMENT
- ◆ STOCKING CARTS
- ◆ MOVING DOLLIES
- ◆ FOOD SERVICE OPERATIONS
- ◆ MAINTENANCE CARTS
- ◆ OFFICE EQUIPMENT
- ◆ COMPUTER ROOM EQUIPMENT



OPTIONS



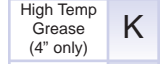
Cam Brake (5" only) **C**



Top Lock Brake **T**



Tech Lock Brake **H**



High Temp Grease (4" only) **K**



Zerk Axle **Z**

| Diameter | Overall Height* | Swivel Radius | |
|----------|------------------------------|---------------|-------------------|
| | | Swivel | Total Lock Swivel |
| 2-1/2 | 3-1/2 | 2-7/16 | -- |
| 3 | 4-1/8 (Optional 4 available) | 3 | 4-3/4 |
| 3-1/2 | 4-5/8 | 3-1/16 | 4-3/4 |
| 4 | 5-1/8 | 3-1/2 | 4-3/4 |
| 5 | 6-1/8 | 4 | 4-3/4 |

*Reduce overall height 1/8" for stem casters

T3 SERIES TOTAL LOCK



- ◆ TOTAL LOCK CASTERS SIMULTANEOUSLY LOCK THE SWIVEL AND THE WHEEL MAKING THE UNIT STATIONARY
- ◆ OVERALL HEIGHT MATCHES STANDARD 13/14 SERIES CASTERS
- ◆ NOT AVAILABLE WITH #17 PLATE
- ◆ 3" CASTER IN STANDARD 4-1/8" OAH ONLY
- ◆ OPTIONAL RACEWAY DUST CAP AVAILABLE
- ◆ FOR MATCHING SWIVEL STEM CASTERS USE 21 SERIES CASTERS

| **Plates | | | | **Stems (Total Lock Casters Only) | | |
|----------|---------------|--------------------------------------|------------------------|-----------------------------------|----------------|--------------------|
| Plate | Size | Bolt Pattern | Mounting Bolt Diameter | Stem | Size | Stem Type |
| 06 | 2-3/8 x 3-5/8 | 1-3/4 x 2-7/8 to 3 & Centered x .236 | 5/16 | 67 | 1/2-13 x 1 | Threaded |
| | | | | 68 | 1/2-13 x 1-1/2 | Threaded |
| | | | | 70 | 1/2-13 x 2-3/4 | Threaded |
| | | | | 71* | 0.720 - 0.85 | Expandable Adapter |
| | | | | 72* | 0.852 - 0.927 | Expandable Adapter |
| | | | | 73* | 0.928 - 1.029 | Expandable Adapter |
| | | | | 74* | 1.030 - 1.140 | Expandable Adapter |
| | | | | 75* | 1.360 - 1.425 | Expandable Adapter |
| | | | | 76* | 1.426 - 1.589 | Expandable Adapter |
| | | | | 77* | 1.790 - 1.850 | Expandable Adapter |
| | | | | 95 | 0.846 x 2-3/16 | |

*Includes #70 stem and expandable adapter.



13/14/T3 SERIES - LIGHT/MEDIUM DUTY - 350#

| Wheel Dia. | Tread Width | Wheel Type | Load Cap. | Bearing | Swivel | Rigid | **Plates | Total Lock Swivel | **Plates Stems | +Color |
|-----------------------|-----------------------|--------------------|------------------|----------------|----------------|----------------|--------------|-------------------|--|---------------|
| 2-1/2 | 1-1/4 | Yoke Only w/ Axle | | | 13ZZ25GZ82**YY | 14ZZ25GZ82**YY | 06 | -- | -- | |
| | | Rubber/Polyolefin | 200 | Ball Bearing | 13TP25GB42**YY | 14TP25GB42**YY | | -- | | |
| | | Polyolefin | 300 | Plain Bore | 13PO25GB82**YY | 14PO25GB82**YY | | -- | | |
| | | Poly-U/Polyolefin | 300 | Ball Bearing | 13PP25G+42**YY | 14PP25G+42**YY | | -- | | M, W |
| 3 | 1-1/4 | Yoke Only w/ Axle | | | 13ZZ30GZ82**YY | 14ZZ30GZ82**YY | 06, 11 17 | T3ZZ30GZ82**YY | 06, 11 67, 68 70, 71 72, 73 74, 75 76, 77 95 | |
| | | Soft Rubber | 175 | Plain Bore | 13SR30GB82**YY | 14SR30GB82**YY | | T3SR30GB82**YY | | |
| | | Hard Rubber | 275 | Plain Bore | 13HR30GB82**YY | 14HR30GB82**YY | | T3HR30GB82**YY | | |
| | | Soft Rubber | 200 | Ball Bearing | 13SR30GB42**YY | 14SR30GB42**YY | | T3SR30GB42**YY | | |
| | | Hard Rubber | 200 | Ball Bearing | 13HR30GB42**YY | 14HR30GB42**YY | | T3HR30GB42**YY | | |
| | | Solid Polyurethane | 300 | Steel Sleeve | 13SU30GL90**YY | 14SU30GL90**YY | | T3SU30GL90**YY | | |
| | | Rubber/Polyolefin | 210 | Precision | 13TP30GI44**YY | 14TP30GI44**YY | | T3TP30GI44**YY | | |
| | | Rubber/Polyolefin | 210 | Precision | 13TP30G+47**YY | 14TP30G+47**YY | | T3TP30G+47**YY | | T, Y |
| | | Rubber/Polyolefin | 210 | Nylon Sleeve | 13TP30G+90**YY | 14TP30G+90**YY | | T3TP30G+90**YY | | A, T, Y |
| | | Semi Steel | 300 | Plain Bore | 13SS30GS82**YY | 14SS30GS82**YY | | T3SS30GS82**YY | | |
| | | Semi Steel | 300 | Steel Sleeve | 13SS30GS90**YY | 14SS30GS90**YY | | T3SS30GS90**YY | | |
| | | Poly-U/Polyolefin | 250 | Precision | 13PP30G+44**YY | 14PP30G+44**YY | | T3PP30G+44**YY | | A, D, I, S, V |
| | | Poly-U/Polyolefin | 250 | Precision | 13PP30G+47**YY | 14PP30G+47**YY | | T3PP30G+47**YY | | T, Y, W |
| | | Poly-U/Polyolefin | 250 | Nylon Sleeve | 13PP30G+90**YY | 14PP30G+90**YY | | T3PP30G+90**YY | | T, Y |
| | | Poly-U/Polyolefin | 250 | Delrin | 13PP30G+59**YY | 14PP30G+59**YY | | T3PP30G+59**YY | | K, W |
| | | Poly-U/Aluminum | 350 | Annular Ball | 13PA30GL43**YY | 14PA30GL43**YY | | T3PA30GL43**YY | | |
| | Polyolefin | 300 | Plain Bore | 13PO30G+82**YY | 14PO30G+82**YY | T3PO30G+82**YY | B, J, Z | | | |
| | Heavy Duty Polyolefin | 300 | Plain Bore | 13HP30GB82**YY | 14HP30GB82**YY | T3HP30GB82**YY | | | | |
| | Phenolic | 350 | Plain w/ Top Hat | 13PH30GB99**YY | 14PH30GB99**YY | T3PH30GB99**YY | | | | |
| | 1-1/2 | Phenolic | 350 | Steel Sleeve | 13PH30HB90**YY | 14PH30HB90**YY | -- | | | |
| High-Temp Glass/Nylon | | 350 | Steel Sleeve | 13GN30HQ90**YY | 14GN30HQ90**YY | -- | | | | |
| | | | | | | | | | | |
| 3-1/2 | 1-1/4 | Yoke Only w/ Axle | | | 13ZZ35GZ82**YY | 14ZZ35GZ82**YY | 06, 11 17 | T3ZZ35GZ82**YY | 06, 11 67, 68 70, 71 72, 73 74, 75 76, 77 95 | |
| | | Soft Rubber | 200 | Plain Bore | 13SR35GB82**YY | 14SR35GB82**YY | | T3SR35GB82**YY | | |
| | | Hard Rubber | 285 | Plain Bore | 13HR35GB82**YY | 14HR35GB82**YY | | T3HR35GB82**YY | | |
| | | Rubber/Aluminum | 250 | Annular Ball | 13RA35GI43**YY | 14RA35GI43**YY | | T3RA35GI43**YY | | |
| | | Rubber/Polyolefin | 250 | Precision | 13TP35GI44**YY | 14TP35GI44**YY | | T3TP35GI44**YY | | |
| | | Rubber/Polyolefin | 250 | Precision | 13TP35G+47**YY | 14TP35G+47**YY | | T3TP35G+47**YY | | T, Y |
| | | Rubber/Polyolefin | 250 | Nylon Sleeve | 13TP35G+90**YY | 14TP35G+90**YY | | T3TP35G+90**YY | | A, T, Y |
| | | Poly-U/Polyolefin | 250 | Precision | 13PP35G+44**YY | 14PP35G+44**YY | | T3PP35G+44**YY | | A, D, I, S, V |
| | | Poly-U/Polyolefin | 250 | Precision | 13PP35G+47**YY | 14PP35G+47**YY | | T3PP35G+47**YY | | T, W, Y |
| | | Poly-U/Polyolefin | 250 | Delrin | 13PP35G+59**YY | 13PP35G+59**YY | | T3PP35G+59**YY | | K, W |
| | | Poly-U/Aluminum | 350 | Annular Ball | 13PA35GL43**YY | 14PA35GL43**YY | | T3PA35GL43**YY | | |
| | | Polyolefin | 300 | Plain Bore | 13PO35G+82**YY | 14PO35G+82**YY | | T3PO35G+82**YY | | B, J, Z |
| | | Polyolefin | 300 | Nylon Sleeve | 13PO35G+90**YY | 14PO35G+90**YY | | T3PO35G+90**YY | | J, Z |

See page 18 for 4" & 5" casters



13/14/T3 SERIES - LIGHT/MEDIUM DUTY - 350#

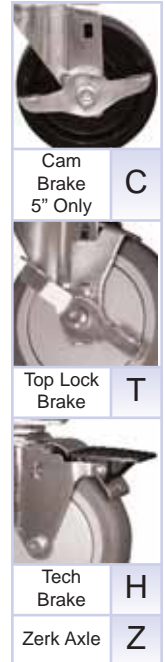
| Wheel Dia. | Tread Width | Wheel Type | Load Cap. | Bearing | Swivel | Rigid | **Plates | Total Lock Swivel | **Plates /Stems | +Color | |
|-----------------------|-----------------------|-----------------------|-------------------|------------------|----------------|----------------|----------------|-------------------|--|--|------------|
| 4 | 1-1/4 | Yoke Only w/ Axle | | | 13ZZ40GZ82**YY | 14ZZ40GZ82**YY | 06,11 17 | T3ZZ40GZ82**YY | 06, 11 67, 68 70, 71 72, 73 74, 75 76, 77 95 | | |
| | | Soft Rubber | 200 | Plain Bore | 13SR40GB82**YY | 14SR40GB82**YY | | T3SR40GB82**YY | | | |
| | | Hard Rubber | 300 | Plain Bore | 13HR40GB82**YY | 14HR40GB82**YY | | T3HR40GB82**YY | | | |
| | | Soft Rubber | 250 | Ball Bearing | 13SR40GB42**YY | 14SR40GB42**YY | | T3SR40GB42**YY | | | |
| | | Hard Rubber | 300 | Ball Bearing | 13HR40GB42**YY | 14HR40GB42**YY | | T3HR40GB42**YY | | | |
| | | Rubber/Aluminum | 250 | Annular Ball | 13RA40GI43**YY | 14RA40GI43**YY | | T3RA40GI43**YY | | | |
| | | Rubber/Polyolefin | 250 | Precision | 13TP40GI44**YY | 14TP40GI44**YY | | T3TP40GI44**YY | | | |
| | | Rubber/Polyolefin | 250 | Precision | 13TP40G+47**YY | 14TP40G+47**YY | | T3TP40G+47**YY | | T, Y | |
| | | Rubber/Polyolefin | 250 | Nylon Sleeve | 13TP40G+90**YY | 13TP40G+90**YY | | T3TP40G+90**YY | | A, T, Y | |
| | | Poly-U/Polyolefin | 300 | Precision | 13PP40G+44**YY | 14PP40G+44**YY | | T3PP40G+44**YY | | A, D, I, S, V | |
| | | Poly-U/Polyolefin | 300 | Precision | 13PP40G+47**YY | 14PP40G+47**YY | | T3PP40G+47**YY | | T, W, Y | |
| | | Poly-U/Polyolefin | 300 | Delrin | 13PP40G+59**YY | 14PP40G+59**YY | | T3PP40G+59**YY | | K, W | |
| | | Poly-U/Polyolefin | 300 | Nylon Sleeve | 13PP40GT90**YY | 14PP40GT90**YY | | T3PP40GT90**YY | | | |
| | | Solid Polyurethane | 350 | Steel Sleeve | 13SU40GL90**YY | 14SU40GL90**YY | | T3SU40GL90**YY | | | |
| | | Poly-U/Aluminum | 350 | Annular Ball | 13PA40GL43**YY | 14PA40GL43**YY | | T3PA40GL43**YY | | | |
| | | Polyolefin | 300 | Plain Bore | 13PO40G+82**YY | 14PO40G+82**YY | | T3PO40G+82**YY | | B, J, Z | |
| | | Heavy Duty Polyolefin | 300 | Plain Bore | 13HP40GB82**YY | 14HP40GB82**YY | | T3HP40GB82**YY | | | |
| | | Semi Steel | 350 | Plain Bore | 13SS40GS82**YY | 14SS40GS82**YY | | T3SS40GS82**YY | | | |
| | | Semi Steel | 350 | Steel Sleeve | 13SS40GS90**YY | 14SS40GS90**YY | | T3SS40GS83**YY | | | |
| | | Phenolic | 350 | Plain w/ Top Hat | 13PH40GB99**YY | 14PH40GB99**YY | | T3PH40GB99**YY | | | |
| | High-Temp Phenolic | 350 | Plain w/ Top Hat | 13HT40GQ99**YY | 14HT40GQ99**YY | -- | | | | | |
| | High-Temp Glass/Nylon | 350 | Plain w/ Top Hat | 13GN40GQ99**YY | 14HT40GQ99**YY | -- | | | | | |
| | 1-1/2 | High-Temp Phenolic | 350 | Steel Sleeve | 13HT40HQ90**YY | 14HT40HQ90**YY | -- | -- | | | |
| | High-Temp Glass/Nylon | 350 | Steel Sleeve | 13GN40HQ90**YY | 14GN40HQ90**YY | -- | -- | | | | |
| | 5 | 1-1/4 | Yoke Only w/ Axle | | | 13ZZ50GZ82**YY | 14ZZ50GZ82**YY | 06,11 17 | T3ZZ50GZ82**YY | 06, 11 67, 68 70, 71 72, 73 74, 75 76, 77 95 | |
| | | | Soft Rubber | 250 | Plain Bore | 13SR50GB82**YY | 14SR50GB82**YY | | T3SR50GB82**YY | | |
| | | | Hard Rubber | 300 | Plain Bore | 13HR50GB82**YY | 14HR50GB82**YY | | T3HR50GB82**YY | | |
| | | | Soft Rubber | 275 | Ball Bearing | 13SR50GB42**YY | 14SR50GB42**YY | | T3SR50GB42**YY | | |
| Hard Rubber | | | 300 | Ball Bearing | 13HR50GB42**YY | 14HR50GB42**YY | T3HR50GB42**YY | | | | |
| Rubber/Aluminum | | | 275 | Annular Ball | 13RA50GI43**YY | 14RA50GI43**YY | T3RA50GI43**YY | | | | |
| Rubber/Polyolefin | | | 300 | Precision | 13TP50GI44**YY | 14TP50GI44**YY | T3TP50GI44**YY | | | | |
| Rubber/Polyolefin | | | 300 | Precision | 13TP50G+47**YY | 14TP50G+47**YY | T3TP50G+47**YY | | T, Y | | |
| Rubber/Polyolefin | | | 300 | Nylon Sleeve | 13TP50G+90**YY | 14TP50G+90**YY | T3TP50G+90**YY | | A, T, Y | | |
| Poly-U/Polyolefin | | | 300 | Precision | 13PP50G+44**YY | 14PP50G+44**YY | T3PP50G+44**YY | | A, D, I, S, V | | |
| Poly-U/Polyolefin | | | 300 | Precision | 13PP50G+47**YY | 14PP50G+47**YY | T3PP50G+47**YY | | T, W, Y | | |
| Poly-U/Polyolefin | | | 300 | Delrin | 13PP50G+59**YY | 14PP50G+59**YY | T3PP50G+59**YY | | K, W | | |
| Poly-U/Polyolefin | | | 300 | Nylon Sleeve | 13PP50G+90**YY | 14PP50G+90**YY | T3PP50G+90**YY | | T, Y | | |
| Solid Polyurethane | | | 350 | Steel Sleeve | 13SU50GL90**YY | 14SU50GL90**YY | T3SU50GL90**YY | | | | |
| Poly-U/Aluminum | | | 350 | Annular Ball | 13PA50GL43**YY | 14PA50GL43**YY | T3PA50GL43**YY | | | | |
| Semi Steel | | | 350 | Plain Bore | 13SS50GS82**YY | 14SS50GS82**YY | T3SS50GS82**YY | | | | |
| Semi Steel | | | 350 | Steel Sleeve | 13SS50GS90**YY | 14SS50GS83**YY | T3SS50GS83**YY | | | | |
| Polyolefin | | | 300 | Plain Bore | 13PO50G+82**YY | 14PO50G+82**YY | T3PO50G+82**YY | | B, J, Z | | |
| Heavy Duty Polyolefin | | | 325 | Plain Bore | 13HP50GB82**YY | 14HP50GB82**YY | T3HP50GB82**YY | | | | |
| Phenolic | | | 350 | Plain w/ Top Hat | 13PH50GB99**YY | 14PH50GB99**YY | T3PH50GB99**YY | | | | |
| High-Temp Phenolic | | 350 | Plain w/ Top Hat | 13HT50GQ99**YY | 14HT50GQ99**YY | -- | | | | | |
| High-Temp Glass/Nylon | | 350 | Plain w/ Top Hat | 13GN50GQ99**YY | 14GN50GQ99**YY | -- | | | | | |
| 1-1/2 | | High-Temp Glass/Nylon | 350 | Steel Sleeve | 13GN50HQ90**YY | 14GN50HQ90**YY | -- | -- | | | |
| 2 | | Yoke Only w/ Axle | | | | 13ZZ50JZ83**YY | 14ZZ50JZ83**YY | 06 | -- | -- | |
| | | Polyolefin | 350 | Roller | 13PO50JB04**YY | 14PO50JB04**YY | -- | | -- | | K, U, M, W |
| | | Poly-U/Polyolefin | 350 | Roller | 13PP50J+04**YY | 14PP50J+04**YY | -- | | -- | | K, U, M, W |
| | | Poly-U/Polyolefin | 350 | Delrin | 13PP50J+57**YY | 14PP50J+57**YY | -- | | -- | | A, I, T, Y |
| | | Rubber/Polyolefin | 300 | Roller | 13TP50J+04**YY | 14TP50J+04**YY | -- | | -- | | A, I, T, Y |
| | Rubber/Polyolefin | 300 | Delrin | 13TP50J+57**YY | 14TP50J+57**YY | -- | -- | | A, I, T, Y | | |

21 SERIES - ECONOMY INSTITUTIONAL - 350#

- ◆ DOUBLE BALL BEARING RACEWAY FOR LONG WEAR AND ADDED STRENGTH
- ◆ ZINC PLATED
- ◆ DUST COVER ON RACEWAY STANDARD
- ◆ ECONOMICAL AND HIGHLY VERSATILE CASTER SERIES
- ◆ WIDE SELECTION OF WHEELS FOR A RANGE OF APPLICATIONS



OPTIONS



Cam Brake 5" Only **C**



Top Lock Brake **T**



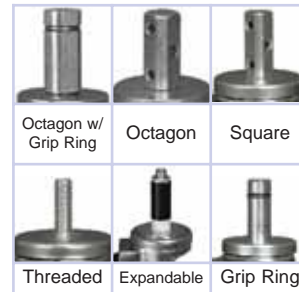
Tech Brake **H**

Zerk Axle **Z**

APPLICATIONS

- ◆ WIRE SHELF CARTS
- ◆ BAKERY EQUIPMENT
- ◆ FOOD SERVICE OPERATIONS
- ◆ DISPLAYS
- ◆ MAINTENANCE CARTS
- ◆ OFFICE, INSTITUTIONAL, & COMPUTER EQUIPMENT

| Diameter | Overall Height | Swivel Radius |
|----------|----------------|---------------|
| 3 | 4 | 3 |
| 3-1/2 | 4-1/2 | 3-1/4 |
| 4 | 5 | 3-1/2 |
| 5 | 6 | 4 |



3/4" pipe thread stem adapter for use with #91 stem. NTP34

**Plates

| Plate | Size | Bolt Pattern | Mounting Bolt Diameter |
|-------|---------------|--------------------|------------------------|
| 06 | 2-3/8 x 3-5/8 | 1-3/4 x 2-7/8 to 3 | 5/16 |

**Stems

| Stem | Size | Stem Type | Stem | Size | Stem Type |
|------|----------------|-----------------------------------|--|----------------|--------------------|
| 41 | .865 x 2-1/4 | Octagon w/ Grip Ring | 72* | 0.852 - 0.927 | Expandable Adapter |
| 42 | 7/8 x 2 | Octagon(5/16 Cross Drilled Holes) | 73* | 0.928 - 1.029 | Expandable Adapter |
| 51 | 3/4 x 2 | Square | 74* | 1.030 - 1.140 | Expandable Adapter |
| 60 | 3/8-16 x 3/4 | Threaded | 75* | 1.360 - 1.425 | Expandable Adapter |
| 61 | 3/8-16 x 1 | Threaded | 76* | 1.426 - 1.589 | Expandable Adapter |
| 62 | 3/8-16 x 1-1/2 | Threaded | 77* | 1.790 - 1.850 | Expandable Adapter |
| 66 | 1/2-13 x 3/4 | Threaded | 80 | 5/8-11 x 1 | Threaded |
| 67 | 1/2-13 x 1 | Threaded | 81 | 5/8-11 x 3/4 | Threaded |
| 68 | 1/2-13 x 1-1/2 | Threaded | 91 | 7/16 x 1-3/8 | Grip Ring |
| 69 | 1-2/12 x 2 | Threaded | 93 | 13/16 x 2-3/16 | Grip Ring |
| 70 | 1/2-13 x 2-3/4 | Threaded | 95 | 0.864 x 2-3/16 | Grip Ring |
| 71* | 0.720 - 0.851 | Expandable Adapter | *Includes #70 stem and expandable adapter. | | |



| | | | | | | | | | | | | |
|-------------|-------------|--------------|------------|----------------|----------------------|----------------------|------------------|----------|--------------------|-----------------------|------------------|------------------|
| | | | | | | | | | | | | |
| Soft Rubber | Hard Rubber | Solid Poly-U | Semi Steel | Polyolefin (B) | Polyolefin Donut (Z) | Polyolefin Donut (J) | Heavy Polyolefin | Phenolic | High Temp Phenolic | High Temp Glass/Nylon | Poly-U/ Aluminum | Rubber/ Aluminum |

21 SERIES - ECONOMY INSTITUTIONAL - 350#

| Wheel Diameter | Tread Width | Wheel Type | Load Cap. | Bearing | Swivel | +Color | **Stems |
|-----------------------|-------------|-----------------------|-----------------------|------------------|----------------|----------------|--|
| 3 | 1-1/4 | Yoke Only w/ Axle | | | 21ZZ30GZ82**YY | | 06 41, 42, 51 60, 61, 62 66, 67, 68 69, 70, 71 72, 73, 74 75, 76, 77 80, 81, 91 93, 95 |
| | | Soft Rubber | 175 | Plain Bore | 21SR30GB82**YY | | |
| | | Hard Rubber | 275 | Plain Bore | 21HR30GB82**YY | | |
| | | Soft Rubber | 200 | Ball Bearing | 21SR30GB42**YY | | |
| | | Hard Rubber | 200 | Ball Bearing | 21HR30GB42**YY | | |
| | | Rubber/Polyolefin | 210 | Precision | 21TP30GI44**YY | | |
| | | Rubber/Polyolefin | 210 | Precision | 21TP30G+47**YY | T, Y | |
| | | Rubber/Polyolefin | 210 | Nylon sleeve | 21TP30G+90**YY | A, T, Y | |
| | | Solid Polyurethane | 300 | Steel Sleeve | 21SU30GL90**YY | | |
| | | Semi Steel | 300 | Plain Bore | 21SS30GS82**YY | | |
| | | Semi Steel | 300 | Steel Sleeve | 21SS30GS90**YY | | |
| | | Poly-U/Polyolefin | 300 | Precision | 21PP30G+44**YY | A, D, I, S, V | |
| | | Poly-U/Polyolefin | 300 | Precision | 21PP30G+47**YY | T, W, Y | |
| | | Poly-U/Polyolefin | 300 | Nylon Sleeve | 21PP30G+90**YY | T, Y | |
| | | Poly-U/Polyolefin | 300 | Delrin | 21PP30G+59**YY | K, W | |
| | | Polyolefin | 300 | Plain Bore | 21PO30G+82**YY | B, J, Z | |
| | | Polyolefin | 300 | Nylon Sleeve | 21PO30G+90**YY | J, Z | |
| | | Heavy Duty Polyolefin | 300 | Plain Bore | 21HP30GB82**YY | | |
| | | Phenolic | 300 | Plain w/ Top Hat | 21PH30GB99**YY | | |
| | | 1-1/2 | High-Temp Glass Nylon | 300 | Steel Sleeve | 21GN30HQ90**YY | |
| 3-1/2 | 1-1/4 | Yoke Only w/ Axle | | | 21ZZ35GZ82**YY | | 06 41, 42, 51 60, 61, 62 66, 67, 68 69, 70, 71 72, 73, 74 75, 76, 77 80, 81, 91 93, 95 |
| | | Soft Rubber | 200 | Plain Bore | 21SR35GB82**YY | | |
| | | Hard Rubber | 285 | Plain Bore | 21HR35GB82**YY | | |
| | | Rubber/Aluminum | 250 | Annular Ball | 21RA35GI43**YY | | |
| | | Rubber/Polyolefin | 250 | Precision | 21TP35GI44**YY | | |
| | | Rubber/Polyolefin | 250 | Precision | 21TP35G+47**YY | T, Y | |
| | | Rubber/Polyolefin | 250 | Nylon Sleeve | 21TP35G+90**YY | A, T, Y | |
| | | Poly-U/Polyolefin | 250 | Precision | 21PP35G+44**YY | A, D, I, S, V | |
| | | Poly-U/Polyolefin | 250 | Precision | 21PP35G+47**YY | T, W, Y | |
| | | Poly-U/Polyolefin | 250 | Nylon Sleeve | 21PP35G+90**YY | T, Y | |
| | | Poly-U/Polyolefin | 250 | Delrin | 21PP35G+59**YY | K, W | |
| | | Polyolefin | 300 | Plain Bore | 21PO35G+82**YY | B, J, Z | |
| | Polyolefin | 300 | Nylon Sleeve | 21PO35G+90**YY | J, Z | | |
| | 1-1/4 | Yoke Only w/ Axle | | | 21ZZ40GZ82**YY | | 06 41, 42, 51 60, 61, 62 66, 67, 68 69, 70, 71 72, 73, 74 75, 76, 77 80, 81, 91 93, 95 |
| Soft Rubber | | 200 | Plain Bore | 21SR40GB82**YY | | | |
| Hard Ruber | | 300 | Plain Bore | 21HR40GB82**YY | | | |
| Soft Rubber | | 250 | Ball Bearing | 21SR40GB42**YY | | | |
| Hard Rubber | | 300 | Ball Bearing | 21HR40GB42**YY | | | |
| Rubber/Aluminum | | 250 | Annular Ball | 21RA40GI43**YY | | | |
| Rubber/Polyolefin | | 250 | Precision | 21TP40G+44**YY | | | |
| Rubber/Polyolefin | | 250 | Precision | 21TP40G+47**YY | T, Y | | |
| Rubber/Polyolefin | | 250 | Nylon Sleeve | 21TP40G+90**YY | T, Y | | |
| Poly-U/Polyolefin | | 300 | Precision | 21PP40G+44**YY | A, D, I | | |
| Poly-U/Polyolefin | | 300 | Precision | 21PP40G+47**YY | T, W, Y, S, V | | |
| Poly-U/Polyolefin | | 300 | Nylon Sleeve | 21PP40G+90**YY | T, Y | | |
| Poly-U/Polyolefin | | 300 | Delrin | 21PP40G+59**YY | K, W | | |
| Solid Polyurethane | | 350 | Steel Sleeve | 21SU40GL90**YY | | | |
| Polyolefin | | 300 | Plain Bore | 21PO40G+82**YY | B, J, Z | | |
| Polyolefin | | 300 | Nylon Sleeve | 21PO40G+90**YY | J, Z | | |
| Heavy Duty Polyolefin | | 300 | Plain Bore | 21HP40GB82**YY | | | |
| Semi Steel | | 350 | Plain Bore | 21SS40GS82**YY | | | |
| Semi Steel | | 350 | Steel Sleeve | 21SS40GS90**YY | | | |
| Phenolic | 350 | Plain w/ Top Hat | 21PH40GB99**YY | | | | |
| High-Temp Phenolic | 350 | Plain w/ Top Hat | 21HT40GQ99**YY | | | | |
| High-Temp Glass/Nylon | 350 | Plain w/ Top Hat | 21GN40GQ99**YY | | | | |

21 SERIES - ECONOMY INSTITUTIONAL - 350#

| Wheel Diameter | Tread Width | Wheel Type | Load Cap. | Bearing | Swivel | +Color | **Stems |
|-----------------------|-------------|-----------------------|----------------|------------------|----------------|---------------|--|
| 5 | 1-1/4 | Yoke Only w/ Axle | | | 21ZZ50GZ82**YY | | 06 41, 42, 51 60, 61, 62 66, 67, 68 69, 70, 71 72, 73, 74 75, 76, 77 80, 81, 91 93, 95 |
| | | Soft Rubber | 250 | Plain Bore | 21SR50GB82**YY | | |
| | | Hard Rubber | 300 | Plain Bore | 21HR50GB82**YY | | |
| | | Soft Rubber | 275 | Ball Bearing | 21SR50GB42**YY | | |
| | | Hard Rubber | 300 | Ball Bearing | 21HR50GB42**YY | | |
| | | Rubber/Aluminum | 275 | Annular Ball | 21RA50GI43**YY | | |
| | | Rubber/Polyolefin | 300 | Precision | 21TP50GI44**YY | | |
| | | Rubber/Polyolefin | 300 | Precision | 21TP50G+47**YY | T, Y | |
| | | Rubber/Polyolefin | 300 | Delrin | 21TP50G+90**YY | A, T, Y | |
| | | Poly-U/Polyolefin | 300 | Precision | 21PP50G+44**YY | A, D, I, S, V | |
| | | Poly-U/Polyolefin | 300 | Precision | 21PP50G+47**YY | T, W, Y | |
| | | Poly-U/Polyolefin | 300 | Delrin | 21PP50G+90**YY | T, Y | |
| | | Poly-U/Polyolefin | 300 | Delrin | 21PP50G+59**YY | K, W | |
| | | Solid Polyurethane | 350 | Steel Sleeve | 21SU50GL90**YY | | |
| | | Semi Steel | 350 | Plain Bore | 21SS50GS82**YY | | |
| | | Semi Steel | 350 | Steel Sleeve | 21SS50GS90**YY | | |
| | | Polyolefin | 300 | Plain Bore | 21PO50G+82**YY | B, J, Z | |
| | | Polyolefin | 300 | Nylon Sleeve | 21PO50G+90**YY | J, Z | |
| | | Heavy Duty Polyolefin | 350 | Plain Bore | 21HP50GB82**YY | | |
| | | Phenolic | 350 | Plain w/ Top Hat | 21PH50GB99**YY | | |
| High-Temp Phenolic | 350 | Plain w/ Top Hat | 21HT50GQ99**YY | | | | |
| High-Temp Glass Nylon | 350 | Plain w/ Top Hat | 21GN50GQ99**YY | | | | |

Durable Casters For Industry Applications

Inverted Aircraft Loading Casters



- Specially designed for use on aircraft loading equipment
- Sealed raceway protects bearing from dust and debris
- Popular diamond mounting plate standard
(See page 99)

Low Profile Business Machine Casters



- Ideal for applications requiring a high load capacity and low overall height
- Vending machines, refrigerators, and freezers
- Stands, shelves, and displays
(See page 98 & 100)

75/76/78 - LIGHT/MED DUTY FOOD SERVICE - 350#

OPTIONS

- ◆ HARDENED DOUBLE BALL BEARING RACWAY FOR LONG WEAR AND ADDED STRENGTH
- ◆ DUST COVER PROTECTS SWIVEL RACEWAY FROM DUST AND DEBRIS
- ◆ ZINC PLATING

APPLICATIONS

- ◆ FOOD SERVICE & PROCESSING EQUIPMENT
- ◆ BAKERY RACKS & BREAD DOLLIES
- ◆ GRILLS, OVENS, FRYERS & STEAMERS
- ◆ REFRIGERATORS, FREEZERS, & REACH-IN UNITS
- ◆ STORE DISPLAYS AND KIOSKS
- ◆ CLEANING EQUIPMENT, DOLLIES & CARTS



76 Series cut & welded rigid



Top Lock Brake T



Tech Lock Brake H



Vertical Top Lock† V



Raceway Seal & Zerk E

Zerk Axle Z

High Temp Grease K

†Factory Order Only


78 SERIES ECONOMY RIGID

- ◆ 1 PC STAMPED RIGID CONSTRUCTION
- ◆ ECONOMICAL CASTER MATCHES OVERALL HEIGHT OF 75 SERIES SWIVEL CASTERS



| Diameter | Overall Height | Swivel Radius |
|----------|----------------|---------------|
| 3 | 4-3/16 | 2-7/8 |
| 3-1/2 | 4-5/8 | 3-1/8 |
| 4 | 5-1/8 | 3-3/8 |
| 5 | 6-1/4 | 3-7/8 |
| 6 | 7-1/8 | 4-1/2 |

*Reduce overall height 1/8" for stem casters



Threaded Expandable

| **Plates | | | | **Stems | | |
|----------|---------------|----------------------------------|------------------------|--|----------------|--------------------|
| Plate | Size | Bolt Pattern | Mounting Bolt Diameter | Stem | Size | Stem Type |
| 06 | 2-3/8 x 3-5/8 | 1-3/4 x 2-7/8 to 3 | 5/16 | 67 | 1/2-13 x 1 | Threaded |
| | | | | 68 | 1/2-13 x 1-1/2 | Threaded |
| | | | | 70 | 1/2-13 x 2-3/4 | Threaded |
| 11 | 3-1/8 x 4-1/8 | 1-3/4 x 2-15/16 to 2-3/8 x 3-3/8 | 5/16 | 71* | 0.720 - 0.85 | Expandable Adapter |
| | | | | 72* | 0.852 - 0.927 | Expandable Adapter |
| | | | | 73* | 0.928 - 1.029 | Expandable Adapter |
| | | | | 74* | 1.030 - 1.140 | Expandable Adapter |
| | | | | 75* | 1.360 - 1.425 | Expandable Adapter |
| 16 | 3-1/2 x 3-1/2 | 2-5/8 x 2-5/8 to 2-3/4 x 2-3/4 | 5/16 | 76* | 1.426 - 1.589 | Expandable Adapter |
| | | | | 77* | 1.790 - 1.850 | Expandable Adapter |
| | | | | *Includes #70 stem and expandable adapter. | | |
| 17 | 4 x 4-1/2 | 2-5/8 x 3-5/8 to 3 x 3 | 3/8 | | | |



| Rubber/Polyolefin | | | Poly-U/Polyolefin | | | | | | | | | | |
|-------------------|---|-------|-------------------|---|---|---|---|---|---|---|---|---|-------|
| Flat | | Round | Flat | | | | | | | | | | Round |
| I | T | Y | A | D | I | K | P | S | T | V | W | Y | |
| | | | | | | | | | | | | | |

75/76/78 - LIGHT/MED DUTY FOOD SERVICE - 350#

| Wheel Dia. | Tread Width | Wheel Type | Load Cap. | Bearing | Swivel | Rigid (2 piece welded) | Rigid (1 piece stamped) | +Color | **Plates/Stems |
|-------------------|-------------|-----------------------|-------------------|-----------------|----------------|------------------------|-------------------------|----------------|--|
| 3 | 1-1/4 | Yoke Only w/ Axle | | | 75ZZ30GZ82**YY | 76ZZ30GZ82**YY | 78ZZ30GZ82**YY | | 06, 11, 16, 17, 67, 68, 70, 71, 72, 73, 74, 75, 76, 77 |
| | | Soft Rubber | 200 | Plain Bore | 75SR30GB82**YY | 76SR30GB82**YY | 78SR30GB82**YY | | |
| | | Hard Rubber | 275 | Plain Bore | 75HR30GB82**YY | 76HR30GB82**YY | 78HR30GB82**YY | | |
| | | Soft Rubber | 200 | Ball Bearing | 75SR30GB42**YY | 76SR30GB42**YY | 78SR30GB42**YY | | |
| | | Hard Rubber | 275 | Ball Bearing | 75HR30GB42**YY | 76HR30GB42**YY | 78HR30GB42**YY | | |
| | | Rubber/Polyolefin | 210 | Precision | 75TP30GI44**YY | 76TP30GI44**YY | 78TP30GI44**YY | | |
| | | Rubber/Polyolefin | 210 | Precision | 75TP30G+47**YY | 76TP30G+47**YY | 78TP30G+47**YY | T, Y | |
| | | Rubber/Polyolefin | 210 | Nylon Sleeve | 75TP30G+90**YY | 76TP30G+90**YY | 78TP30G+90**YY | A, T, Y | |
| | | Poly-U/Polyolefin | 250 | Precision | 75PP30G+44**YY | 76PP30G+44**YY | 78PP30G+44**YY | A, D, I, S, V | |
| | | Poly-U/Polyolefin | 250 | Precision | 75PP30G+47**YY | 76PP30G+47**YY | 78PP30G+47**YY | T, W, Y | |
| | | Poly-U/Polyolefin | 250 | Nylon Sleeve | 75PP30G+90**YY | 76PP30G+90**YY | 78PP30G+90**YY | T, Y | |
| | | Poly-U/Polyolefin | 250 | Delrin | 75PP30G+59**YY | 76PP30G+59**YY | 78PP30G+59**YY | K, W | |
| | | Solid Polyurethane | 300 | Steel Sleeve | 75SU30GL90**YY | 76SU30GL90**YY | 78SU30GL90**YY | | |
| | | Polyolefin | 300 | Plain Bore | 75PO30G+82**YY | 76PO30G+82**YY | 78PO30G+82**YY | B, J, Z | |
| | | Polyolefin | 300 | Nylon Sleeve | 75PO30G+90**YY | 76PO30G+90**YY | 78PO30G+90**YY | J, Z | |
| | | Heavy Duty Polyolefin | 300 | Plain Bore | 75HP30GB82**YY | 76HP30GB82**YY | 78HP30GB82**YY | | |
| | | Phenolic | 350 | Top Hat Bushing | 75PH30GB99**YY | 76PH30GB99**YY | 78PH30GB99**YY | | |
| | | Semi Steel | 300 | Steel Sleeve | 75SS30GS90**YY | 76SS30GS90**YY | 78SS30GS90**YY | | |
| | 1-1/2 | High-Temp Glass/Nylon | 350 | Steel Sleeve | 75GN30HQ90**YY | 76GN30HQ90**YY | 78GN30HQ90**YY | | |
| | 3-1/2 | 1-1/4 | Yoke Only w/ Axle | | | 75ZZ35GZ82**YY | 76ZZ35GZ82**YY | 78ZZ35GZ82**YY | |
| Soft Rubber | | | 225 | Plain Bore | 75SR35GB82**YY | 76SR35GB82**YY | 78SR35GB82**YY | | |
| Hard Rubber | | | 285 | Plain Bore | 75HR35GB82**YY | 76HR35GB82**YY | 78HR35GB82**YY | | |
| Rubber/Aluminum | | | 250 | Annular Ball | 75RA35GI43**YY | 76RA35GI43**YY | 78RA35GI43**YY | | |
| Rubber/Polyolefin | | | 250 | Precision | 75TP35GI44**YY | 76TP35GI44**YY | 78TP35GI44**YY | | |
| Rubber/Polyolefin | | | 250 | Precision | 75TP35G+47**YY | 76TP35G+47**YY | 78TP35G+47**YY | T, Y | |
| Rubber/Polyolefin | | | 250 | Nylon Sleeve | 75TP35G+90**YY | 76TP35G+90**YY | 78TP35G+90**YY | A, T, Y | |
| Poly-U/Polyolefin | | | 300 | Precision | 75PP35G+44**YY | 76PP35G+44**YY | 78PP35G+44**YY | A, D, I, S, V | |
| Poly-U/Polyolefin | | | 300 | Precision | 75PP35G+47**YY | 76PP35G+47**YY | 78PP35G+47**YY | T, W, Y | |
| Poly-U/Polyolefin | | | 300 | Nylon Sleeve | 75PP35GT90**YY | 76PP35GT90**YY | 78PP35GT90**YY | | |
| Poly-U/Polyolefin | | | 300 | Delrin | 75PP35G+59**YY | 76PP35G+59**YY | 78PP35G+59**YY | K, W | |
| Polyolefin | | | 300 | Plain Bore | 75PO35G+82**YY | 76PO35G+82**YY | 78PO35G+82**YY | B, J, Z | |
| Phenolic | | | 350 | Roller | 75PH35GB96**YY | 76PH35GB96**YY | 78PH35GB96**YY | | |
| Phenolic | | | 350 | Top Hat Bushing | 75PH35GB99**YY | 76PH35GB99**YY | 78PH35GB99**YY | | |
| 4 | 1-1/4 | Yoke Only w/ Axle | | | 75ZZ40GZ82**YY | 76ZZ40GZ82**YY | 78ZZ40GZ82**YY | | 06, 11, 16, 17, 67, 68, 70, 71, 72, 73, 74, 75, 76, 77 |
| | | Soft Rubber | 250 | Plain Bore | 75SR40GB82**YY | 76SR40GB82**YY | 78SR40GB82**YY | | |
| | | Hard Rubber | 300 | Plain Bore | 75HR40GB82**YY | 76HR40GB82**YY | 78HR40GB82**YY | | |
| | | Soft Rubber | 250 | Ball Bearing | 75SR40GB42**YY | 76SR40GB42**YY | 78SR40GB42**YY | | |
| | | Hard Rubber | 300 | Ball Bearing | 75HR40GB42**YY | 76HR40GB42**YY | 78HR40GB42**YY | | |
| | | Rubber/Aluminum | 250 | Annular Ball | 75RA40GI43**YY | 76RA40GI43**YY | 78RA40GI43**YY | | |
| | | Rubber/Polyolefin | 300 | Precision | 75TP40GI44**YY | 76TP40GI44**YY | 78TP40GI44**YY | | |
| | | Rubber/Polyolefin | 300 | Precision | 75TP40G+47**YY | 76TP40G+47**YY | 78TP40G+47**YY | T, Y | |
| | | Rubber/Polyolefin | 300 | Nylon Sleeve | 75TP40G+90**YY | 76TP40G+90**YY | 78TP40G+90**YY | A, T, Y | |
| | | Poly-U/Polyolefin | 300 | Precision | 75PP40G+44**YY | 76PP40G+44**YY | 78PP40G+44**YY | A, D, I, S, V | |
| | | Poly-U/Polyolefin | 300 | Precision | 75PP40G+47**YY | 76PP40G+47**YY | 78PP40G+47**YY | T, W, Y | |
| | | Poly-U/Polyolefin | 300 | Nylon Sleeve | 75PP40G+90**YY | 76PP40G+90**YY | 78PP40G+90**YY | T, Y | |
| | | Poly-U/Polyolefin | 300 | Delrin | 75PP40G+59**YY | 76PP40G+59**YY | 78PP40G+59**YY | K, W | |
| | | Solid Polyurethane | 350 | Steel Sleeve | 75SU40GL90**YY | 76SU40GL90**YY | 78SU40GL90**YY | | |
| | | Polyolefin | 300 | Plain Bore | 75PO40G+82**YY | 76PO40G+82**YY | 78PO40G+82**YY | B, J, Z | |
| | | Polyolefin | 300 | Nylon Sleeve | 75PO40G+90**YY | 76PO40G+90**YY | 78PO40G+90**YY | J, Z | |
| | | Heavy Duty Polyolefin | 300 | Plain Bore | 75HP40GB82**YY | 76HP40GB82**YY | 78HP40GB82**YY | | |
| | | Semi Steel | 300 | Steel Sleeve | 75SS40GS90**YY | 76SS40GS90**YY | 78SS40GS90**YY | | |
| | | Phenolic | 350 | Roller | 75PH40GB96**YY | 76PH40GB96**YY | 78PH40GB96**YY | | |
| | | Phenolic | 350 | Top Hat Bushing | 75PH40GB99**YY | 76PH40GB99**YY | 78PH40GB99**YY | | |
| | | High-Temp Phenolic | 350 | Top Hat Bushing | 75HT40GQ99**YY | 76HT40GQ99**YY | 78HT40GQ99**YY | | |
| | | High-Temp Glass/Nylon | 350 | Top Hat Bushing | 75GN40GQ99**YY | 76GN40GQ99**YY | 78GN40GQ99**YY | | |
| | 1-1/2 | High-Temp Phenolic | 350 | Steel Sleeve | 75HT40HQ90**YY | 76HT40HQ90**YY | 78HT40HQ90**YY | | |
| | 1-1/2 | High-Temp Glass/Nylon | 350 | Steel Sleeve | 75GN40HQ90**YY | 76GN40HQ90**YY | 78GN40HQ90**YY | | |

75/76/78 - LIGHT/MED DUTY FOOD SERVICE - 350#

| Wheel Dia. | Tread Width | Wheel Type | Load Cap. | Bearing | Swivel | Rigid (2 piece welded) | Rigid (1 piece stamped) | +Color | **Plates/Stems |
|-----------------------|-------------|-----------------------|----------------|-----------------|----------------|------------------------|-------------------------|---------------|--|
| 5 | 1-1/4 | Yoke Only w/ Axle | | | 75ZZ50GZ82**YY | 76ZZ50GZ82**YY | 78ZZ50GZ82**YY | | 06, 11, 16, 17, 67, 68, 70, 71, 72, 73, 74, 75, 76, 77 |
| | | Soft Rubber | 275 | Plain Bore | 75SR50GB82**YY | 76SR50GB82**YY | 78SR50GB82**YY | | |
| | | Hard Rubber | 300 | Plain Bore | 75HR50GB82**YY | 76HR50GB82**YY | 78HR50GB82**YY | | |
| | | Soft Rubber | 275 | Ball Bearing | 75SR50GB42**YY | 76SR50GB42**YY | 78SR50GB42**YY | | |
| | | Hard Rubber | 300 | Ball Bearing | 75HR50GB42**YY | 76HR50GB42**YY | 78HR50GB42**YY | | |
| | | Rubber/Aluminum | 275 | Annular Ball | 75RA50GI43**YY | 76RA50GI43**YY | 78RA50GI43**YY | | |
| | | Rubber/Polyolefin | 300 | Precision | 75TP50GI44**YY | 76TP50GI44**YY | 78TP50GI44**YY | | |
| | | Rubber/Polyolefin | 300 | Precision | 75TP50G+47**YY | 76TP50G+47**YY | 78TP50G+47**YY | T, Y | |
| | | Rubber/Polyolefin | 300 | Nylon Sleeve | 75TP50G+90**YY | 76TP50G+90**YY | 78TP50G+90**YY | A, T, Y | |
| | | Poly-U/Polyolefin | 300 | Precision | 75PP50G+47**YY | 76PP50G+47**YY | 78PP50G+47**YY | T, W, Y, S, V | |
| | | Poly-U/Polyolefin | 300 | Ball Bearing | 75PP50G+42**YY | 76PP50G+42**YY | 78PP50G+42**YY | K, W | |
| | | Poly-U/Polyolefin | 300 | Nylon Sleeve | 75PP50G+90**YY | 76PP50G+90**YY | 78PP50G+90**YY | T, Y | |
| | | Poly-U/Polyolefin | 300 | Delrin | 75PP50G+59**YY | 76PP50G+59**YY | 78PP50G+59**YY | K, W | |
| | | Solid Polyurethane | 350 | Steel Sleeve | 75SU50GL90**YY | 76SU50GL90**YY | 78SU50GL90**YY | | |
| | | Semi Steel | 350 | Steel Sleeve | 75SS50GS90**YY | 76SS50GS90**YY | 78SS50GS90**YY | | |
| | | Polyolefin | 300 | Plain Bore | 75PO50G+82**YY | 76PO50G+82**YY | 78PO50G+82**YY | B, J, Z | |
| | | Polyolefin | 300 | Nylon Sleeve | 75PO50G+90**YY | 76PO50G+90**YY | 78PO50G+90**YY | J, Z | |
| | | Heavy Duty Polyolefin | 325 | Plain Bore | 75HP50GB82**YY | 76HP50GB82**YY | 78HP50GB82**YY | | |
| | | Phenolic | 350 | Top Hat Bushing | 75PH50GB99**YY | 76PH50GB99**YY | 78PH50GB99**YY | | |
| | | High Temp Phenolic | 350 | Top Hat Bushing | 75HT50GQ99**YY | 76HT50GQ99**YY | 78HT50GQ99**YY | | |
| High Temp Glass/Nylon | 350 | Top Hat Bushing | 75GN50GQ99**YY | 76GN50GQ99**YY | 78GN50GQ99**YY | | | | |
| 6 | 1-1/4 | Yoke Only w/ Axle | | | 75ZZ60GZ82**YY | 76ZZ60GZ82**YY | 78ZZ60GZ82**YY | | 06, 11, 17, 67, 68, 70, 71, 72, 73, 74, 75, 76, 77 |
| | | Rubber/Polyolefin | 300 | Precision | 75TP60GI45**YY | 76TP60GI45**YY | 78TP60GI45**YY | | |
| | | Rubber/Polyolefin | 300 | Precision | 75TP60G+47**YY | 76TP60G+47**YY | 78TP60G+47**YY | T, Y | |
| | | Rubber/Polyolefin | 300 | Nylon Sleeve | 75TP60G+90**YY | 76TP60G+90**YY | 78TP60G+90**YY | T, Y | |
| | | Poly-U/Polyolefin | 300 | Precision | 75PP60G+45**YY | 76PP60G+45**YY | 78PP60G+45**YY | A, I | |
| | | Poly-U/Polyolefin | 300 | Precision | 75PP60G+47**YY | 76PP60G+47**YY | 78PP60G+47**YY | T, W, Y | |
| | | Poly-U/Polyolefin | 300 | Nylon Sleeve | 75PP60G+90**YY | 76PP60G+90**YY | 78PP60G+90**YY | T, Y | |
| | | Poly-U/Polyolefin | 300 | Delrin | 75PP60G+59**YY | 76PP60G+59**YY | 78PP60G+59**YY | K, W | |
| | | Polyolefin | 300 | Plain Bore | 75PO60G+82**YY | 76PO60G+82**YY | 78PO60G+82**YY | B, J, Z | |
| Heavy Duty Polyolefin | 350 | Plain Bore | 75HP60GB82**YY | 76HP60GB82**YY | 78HP60GB82**YY | | | | |

POLISHED NICKEL AND CHROME PLATED

- ◆ DOUBLE BALL BEARING RACWAY FOR LONG WEAR AND ADDED STRENGTH
- ◆ DUST COVER PROTECTS SWIVEL RACEWAY FROM DUST AND DEBRIS
- ◆ 85/86/88 SERIES - CHROME PLATED
- ◆ 95/96/98 SERIES - POLISHED NICKEL PLATED
- ◆ CONTACT FACTORY FOR AVAILABILITY

APPLICATIONS

- ◆ FOOD SERVICE & PROCESSING EQUIPMENT
- ◆ BAKERY RACKS & BREAD DOLLIES
- ◆ GRILLS, OVENS, FRYERS & STEAMERS
- ◆ REFRIGERATORS, FREEZERS, & REACH-IN UNITS
- ◆ STORE DISPLAYS AND KIOSKS
- ◆ CLEANING EQUIPMENT, DOLLIES & CARTS



85 Series - Chrome Finish



95 Series - Polished Nickel Finish


75 - ADJUSTABLE HEIGHT CASTERS - 325#

ADJUSTABLE HEIGHT CASTERS OFFER THE ABILITY TO LEVEL OUT EQUIPMENT ON UNEVEN FLOORS (I.E. PROBLEM AREAS, SLANTED FLOORS, AROUND DRAINS, ETC.) OR ADJUST THE WORKING HEIGHT TO MEET YOUR APPLICATION NEEDS. SLOTTED HEAD SET SCREWS CAN BE TIGHTENED TO SECURE THE LEG ONCE THE CASTER HAS BEEN ADJUSTED TO THE DESIRED HEIGHT.

- ♦ CASTER & ADJUSTABLE LEG ASSEMBLY DESIGNED NOT TO COME APART DUE TO OVER EXTENSION.
- ♦ CUSTOM MADE ADJUSTABLE AND FIXED HEIGHT LEG CASTERS AVAILABLE WITH THE FOLLOWING OPTIONS:
CUSTOM HEIGHT AND ADJUSTMENTS, SPECIALTY STEM AND PLATE MOUNTS, STAINLESS STEEL UNITS, NICKEL AND CHROME FINISHES, TOTAL LOCK BRAKE SYSTEM (ONE PEDAL BRAKES WHEEL & RACEWAY)



OPTIONS



Top Lock Brake **T** Tech Lock Brake **H** Vertical Top Lock† **V** Zerk Axle **Z**

†Factory Order Only

**Plates

| Designation | Plate Size | Bolt Pattern | Leg Length | Leg Adjustment | Overall Height Range | | |
|-------------|---------------|--------------------------------|------------|----------------|----------------------|----------------|---------------|
| | | | | | 3" Diameter | 4" Diameter | 5" Diameter |
| E1 | 2-3/8 x 3/5/8 | 1-3/4 x 2-7/8 to 3 | 1-7/8 | 5/8 | 5.875 - 6.5 | 6.875 - 7.5 | 8 - 8.625 |
| E2 | 2-3/8 x 3/5/8 | 1-3/4 x 2-7/8 to 3 | 2 | 5/8 | 6 - 6.625 | 7 - 7.625 | 8.125 - 8.75 |
| E3 | 2-3/8 x 3/5/8 | 1-3/4 x 2-7/8 to 3 | 3-5/8 | 5/8 | 7.625 - 8.25 | 8.625 - 9.25 | 9.75 - 10.375 |
| E4 | 2-3/8 x 3/5/8 | 1-3/4 x 2-7/8 to 3 | 3-5/8 | 1-1/2 | 7.625 - 9.125 | 8.625 - 10.125 | 9.75 - 11.25 |
| F1 | 3-1/2 x 3-1/2 | 2-5/8 x 2-5/8 to 2-3/4 x 2-3/4 | 1-7/8 | 5/8 | 5.875 - 6.5 | 6.875 - 7.5 | 8 - 8.625 |
| F2 | 3-1/2 x 3-1/2 | 2-5/8 x 2-5/8 to 2-3/4 x 2-3/4 | 2 | 5/8 | 6 - 6.625 | 7 - 7.625 | 8.125 - 8.75 |
| F3 | 3-1/2 x 3-1/2 | 2-5/8 x 2-5/8 to 2-3/4 x 2-3/4 | 3-5/8 | 5/8 | 7.625 - 8.25 | 8.625 - 9.25 | 9.75 - 10.375 |
| F4 | 3-1/2 x 3-1/2 | 2-5/8 x 2-5/8 to 2-3/4 x 2-3/4 | 3-5/8 | 1-1/2 | 7.625 - 9.125 | 8.625 - 10.125 | 9.75 - 11.25 |

**Bullet Stem

| Designation | Stem Diameter | Application | Stem Length | Stem Adjustment | Overall Height Range | | |
|-------------|---------------|------------------------------|-------------|-----------------|----------------------|--------------|--------------|
| | | | | | 3" Diameter | 4" Diameter | 5" Diameter |
| B1 | 1.49 | For 1-1/2" I.D. Round Tubing | 1-7/8 | 1-1/8 | 4.625 - 5.75 | 5.625 - 6.75 | 6.34 - 7.875 |

| Wheel Dia. | Tread Width | Wheel Type | Load Cap. | Bearing | Swivel | +Color | **Designations |
|------------|-------------|-----------------------|-----------|--------------|----------------|---------|--|
| 3 | 1-1/4 | Yoke Only w/ Axle | | | 75ZZ30GZ82**YY | | E1, E2, E3 E4, F1, F2 F3, F4, B1 |
| | | Hard Rubber | 275 | Plain Bore | 75HR30GB82**YY | | |
| | | Rubber/Polyolefin | 210 | Nylon Sleeve | 75TP30G+90**YY | A, T, Y | |
| | | Poly-U/Polyolefin | 250 | Nylon Sleeve | 75PP30G+90**YY | T, Y | |
| | | Polyolefin | 300 | Plain Bore | 75PO30G+82**YY | B, J, Z | |
| | | Heavy Duty Polyolefin | 300 | Plain Bore | 75HP30GB82**YY | | |
| 4 | 1-1/4 | Yoke Only w/ Axle | | | 75ZZ40GZ82**YY | | E1, E2, E3 E4, F1, F2 F3, F4, B1 |
| | | Hard Rubber | 300 | Plain Bore | 75HR40GB82**YY | | |
| | | Rubber/Polyolefin | 300 | Nylon Sleeve | 75TP40G+90**YY | A, T, Y | |
| | | Poly-U/Polyolefin | 300 | Nylon Sleeve | 75PP40G+90**YY | T, Y | |
| | | Polyolefin | 300 | Plain Bore | 75PO40G+82**YY | B, J, Z | |
| | | Heavy Duty Polyolefin | 300 | Plain Bore | 75HP40GB82**YY | | |
| 5 | 1-1/4 | Yoke Only w/ Axle | | | 75ZZ50GZ82**YY | | E1, E2, E3 E4, F1, F2 F3, F4, B1 |
| | | Hard Rubber | 300 | Plain Bore | 75HR50GB82**YY | | |
| | | Rubber/Polyolefin | 300 | Nylon Sleeve | 75TP50G+90**YY | A, T, Y | |
| | | Poly-U/Polyolefin | 300 | Nylon Sleeve | 75PP50G+90**YY | T, Y | |
| | | Polyolefin | 300 | Plain Bore | 75PO50G+82**YY | B, J, Z | |
| | | Heavy Duty Polyolefin | 325 | Plain Bore | 75HP50GB82**YY | | |

79/80 SERIES - MEDIUM DUTY - 400#

- ◆ HARDENED DOUBLE BALL BEARING RACEWAY PROVIDES LONGER USE, HIGHER CAPACITIES, AND DURABILITY
- ◆ ZINC PLATING
- ◆ DUST COVER PROTECTS SWIVEL RACEWAY FROM DUST AND DEBRIS
- ◆ ZERK AXLE STANDARD

APPLICATIONS

- ◆ FOOD SERVICE & PROCESSING EQUIPMENT
- ◆ BAKERY RACKS & BREAD DOLLIES
- ◆ GRILLS, OVENS, FRYERS & STEAMERS
- ◆ REFRIGERATORS, FREEZERS, & REACH-IN UNITS
- ◆ STORE DISPLAYS AND KIOSKS
- ◆ CLEANING EQUIPMENT, DOLLIES & CARTS

| Diameter | Overall Height | Swivel Radius |
|----------|----------------|---------------|
| 4 | 5-3/8 | 3-1/4 |
| 5 | 6-1/4 | 4 |
| 6 | 7-1/2 | 4-5/8 |
| 8 | 9-1/2 | 5-7/8 |

*Reduce overall height 1/8" for stem casters



OPTIONS



Top Lock Brake T



Vertical Top Lock V



Raceway Seal & Zerker E



High Temp Grease K


T9 SERIES TOTAL LOCK (1-1/2" TREAD ONLY)

- ◆ TOTAL LOCK CASTERS SIMULTANEOUSLY LOCK THE SWIVEL AND THE WHEEL MAKING THE UNIT STATIONARY
- ◆ OVERALL HEIGHT MATCHES STANDARD 79 SERIES CASTERS
- ◆ NOT AVAILABLE WITH THE #17 PLATE OR HIGH TEMP WHEELS



| **Plates | | | | **Stems | | |
|--|---------------|----------------------------------|------------------------|---------|----------------|--------------------|
| Plate | Size | Bolt Pattern | Mounting Bolt Diameter | Stem | Size | Stem Type |
| 06 | 2-3/8 x 3-5/8 | 1-3/4 x 2-7/8 to 3 | 5/16 | 67 | 1/2-13 x 1 | Threaded |
| 11 | 3-1/8 x 4-1/8 | 1-3/4 x 2-15/16 to 2-3/8 x 3-3/8 | 5/16 | 70 | 1/2-13 x 2-3/4 | Threaded |
| 17 | 4 x 4-1/2 | 2-5/8 x 3-5/8 to 3 x 3 | 3/8 | 71* | 0.720 - 0.85 | Expandable Adapter |
| 8" Rigid Casters Only | | | | | | |
| R6** | 2-3/8 x 3-5/8 | 1-3/4 x 2-7/8 to 3 | 5/16 | 72* | 0.852 - 0.927 | Expandable Adapter |
| **Plate turned 90° from standard alignment | | | | 73* | 0.928 - 1.029 | Expandable Adapter |
| | | | | 74* | 1.030 - 1.140 | Expandable Adapter |
| | | | | 75* | 1.360 - 1.425 | Expandable Adapter |
| | | | | 76* | 1.426 - 1.589 | Expandable Adapter |
| | | | | 77* | 1.790 - 1.850 | Expandable Adapter |

*Includes #70 stem and expandable adapter.



Threaded Expandable

79/80 SERIES - MEDIUM DUTY - 400#

| Wheel Dia. | Tread Width | Wheel Type* | Load Cap. | Bearing | Swivel | Total Lock | Rigid | +Color | **Plates/Stems |
|--------------------|-------------|--------------------|-------------------|-------------------|----------------|----------------|----------------|---------------|---|
| 4 | 1-1/2 | Yoke Only w/ Axle | | | 79ZZ40HZ82**ZY | T9ZZ40HZ82**ZY | 80ZZ40HZ82**ZY | | 06, 11, 17, 67, 70, 71, 72, 73, 74, 75, 76, 77 |
| | | Rubber/Polyolefin | 400 | Roller | 79TP40HI03**ZY | T9TP40HI03**ZY | 80TP40HI03**ZY | | |
| | | Rubber/Polyolefin | 400 | Precision | 79TP40HI46**ZY | T9TP40HI46**ZY | 80TP40HI46**ZY | | |
| | | Rubber/Polyolefin | 400 | Delrin w/ Bushing | 79TP40HI57**ZY | T9TP40HI57**ZY | 80TP40HI57**ZY | | |
| | | Poly-U/Polyolefin | 400 | Roller | 79PP40H+03**ZY | T9PP40H+3**ZY | 80PP40H+03**ZY | K, U | |
| | | Poly-U/Polyolefin | 400 | Precision | 79PP40H+46**ZY | T9PP40H+46**ZY | 80PP40H+46**ZY | K, U | |
| | | Poly-U/Polyolefin | 400 | Delrin w/ Bushing | 79PP40H+57**ZY | T9PP40H+57**ZY | 80PP40H+57**ZY | K, U | |
| | | Polyurethane/Steel | 400 | Roller | 79PU40H+03**ZY | T9PU40H+03**ZY | 80PU40H+03**ZY | G, V | |
| | | Polyurethane/Steel | 400 | Delrin w/ Bushing | 79PU40H+57**ZY | T9PU40H+57**ZY | 80PU40H+57**ZY | G, V | |
| | | Semi Steel | 400 | Roller | 79SS40HS03**ZY | T9SS40HS03**ZY | 80SS40HS03**ZY | | |
| | | Semi Steel | 400 | Delrin w/ Bushing | 79SS40HS57**ZY | T9SS40HS57**ZY | 80SS40HS57**ZY | | |
| | | Phenolic | 400 | Roller | 79PH40HB03**ZY | T9PH40HB03**ZY | 80PH40HB03**ZY | | |
| | | Phenolic | 400 | Delrin w/ Bushing | 79PH40HB57**ZY | T9PH40HB57**ZY | 80PH40HB57**ZY | | |
| | | High Temp Phenolic | 400 | Steel Sleeve | 79HT40HQ90**ZY | -- | 80HT40HQ90**ZY | | |
| | | Polyolefin | 400 | Roller | 79PO40HB03**ZY | T9PO40HB03**ZY | 80PO40HB03**ZY | | |
| | | Polyolefin | 400 | Delrin w/ Bushing | 79PO40HB57**ZY | T9PO40HB57**ZY | 80PO40HB57**ZY | | |
| | | Poly-U/Aluminum | 400 | Roller | 79PA40H+03**ZY | T9PA40H+03**ZY | 80PA40H+03**ZY | N, R | |
| | | Poly-U/Aluminum | 400 | Delrin w/ Bushing | 79PA40H+57**ZY | T9PA40H+57**ZY | 80PA40H+57**ZY | N, R | |
| | 1-5/8 | Soft Rubber | 300 | Nylon Sleeve | 79SR40PB90**ZY | T9SR40PB90**ZY | 80SR40PB90**ZY | | |
| | | Hard Rubber | 400 | Nylon Sleeve | 79HR40PB90**ZY | T9HR40PB90**ZY | 80SR40PB90**ZY | | |
| | 2 | Yoke Only w/ Axle | | | 79ZZ40JZ82**ZY | -- | 80ZZ40JZ82**ZY | | |
| | | Rubber/Polyolefin | 400 | Roller | 79TP40J+04**ZY | -- | 80TP40J+04**ZY | A, T, X, Y, Z | |
| | | Rubber/Polyolefin | 400 | Precision | 79TP40JT63**ZY | -- | 80TP40JT63**ZY | | |
| | | Rubber/Polyolefin | 400 | Delrin w/ Bushing | 79TP40J+57**ZY | -- | 80TP40J+57**ZY | A, T, X, Y, Z | |
| | | Poly-U/Polyolefin | 400 | Roller | 79PP40J+04**ZY | -- | 80PP40J+04**ZY | K, M, U | |
| | | Poly-U/Polyolefin | 400 | Precision | 79PP40JM63**ZY | -- | 80PP40JM63**ZY | | |
| | | Poly-U/Polyolefin | 400 | Delrin w/ Bushing | 79PP40JT57**ZY | -- | 80PP40JT57**ZY | K, M, U | |
| | | Polyurethane/Steel | 400 | Roller | 79PU40J+04**ZY | -- | 80PU40J+04**ZY | G, V | |
| | | Polyurethane/Steel | 400 | Delrin w/ Bushing | 79PU40H+57**ZY | -- | 80PU40H+57**ZY | G, V | |
| | | Glass-Filled Nylon | 400 | Roller | 79MA40JB04**ZY | -- | 80MA40JB04**ZY | | |
| | | Glass-Filled Nylon | 400 | Delrin w/ Bushing | 79MA40JB57**ZY | -- | 80MA40JB57**ZY | | |
| | | Phenolic | 400 | Roller | 79PH40JB04**ZY | -- | 80PH40JB04**ZY | | |
| | | Phenolic | 400 | Delrin w/ Bushing | 79PH40JB57**ZY | -- | 80PH40JB57**ZY | | |
| | | Polyolefin | 400 | Roller | 79PO40JB04**ZY | -- | 80PO40JB04**ZY | | |
| Polyolefin | | 400 | Delrin w/ Bushing | 79PO40JB57**ZY | -- | 80PO40JB57**ZY | | | |
| Poly-U/Glass-Nylon | | 400 | Roller | 79MU40J+04**ZY | -- | 80MU40J+04**ZY | G, K | | |
| Poly-U/Glass-Nylon | 400 | Delrin w/ Bushing | 79MU40J+57**ZY | -- | 80MU40J+57**ZY | G, K | | | |

*Other wheel types available for this series. Please call to inquire.



79/80 SERIES - MEDIUM DUTY - 400#

| Wheel Dia. | Tread Width | Wheel Type* | Load Cap. | Bearing | Swivel | Total Lock | Rigid | +Color | **Plates/Stems | |
|--------------------|-----------------|--------------------|-------------------|-----------------------|----------------|----------------|----------------|----------------|----------------|--|
| 5 | 1-1/2 | Yoke Only w/ Axle | | | 79ZZ50HZ82**ZY | T9ZZ50HZ82**ZY | 80ZZ50HZ82**ZY | | | |
| | | Rubber/Polyolefin | 400 | Roller | 79TP50HI03**ZY | T9TP50HI03**ZY | 80TP50HI03**ZY | | | |
| | | Rubber/Polyolefin | 400 | Precision | 79TP50HI46**ZY | T9TP50HI46**ZY | 80TP50HI46**ZY | | | |
| | | Rubber/Polyolefin | 400 | Delrin w/ Bushing | 79TP50HI57**ZY | T9TP50HI57**ZY | 80TP50HI57**ZY | | | |
| | | Poly-U/Polyolefin | 400 | Roller | 79PP50H+03**ZY | T9PP50H+03**ZY | 80PP50H+03**ZY | D, K, U | | |
| | | Poly-U/Polyolefin | 400 | Precision | 79PP50HU46**ZY | T9PP50HU46**ZY | 80PP50H+46**ZY | D, K, U | | |
| | | Poly-U/Polyolefin | 400 | Delrin w/ Bushing | 79PP50H+57**ZY | T9PP50H+57**ZY | 80PP50H+57**ZY | D, K, U | | |
| | | Polyurethane/Steel | 400 | Roller | 79PU50H+03**ZY | T9PU50H+03**ZY | 80PU50H+03**ZY | G, V | | |
| | | Polyurethane/Steel | 400 | Delrin w/ Bushing | 79PU50H+57**ZY | T9PU50H+57**ZY | 80PU50H+57**ZY | G, V | | |
| | | Semi Steel | 400 | Roller | 79SS50HS03**ZY | T9SS50HS03**ZY | 80SS50HS03**ZY | | | |
| | | Semi Steel | 400 | Delrin w/ Bushing | 79SS50HS57**ZY | T9SS50HS57**ZY | 80SS50HS57**ZY | | | |
| | | Phenolic | 400 | Roller | 79PH50HB03**ZY | T9PH50HB03**ZY | 80PH50HB03**ZY | | | |
| | | Phenolic | 400 | Delrin w/ Bushing | 79PH50HB57**ZY | T9PH50HB57**ZY | 80PH50HB57**ZY | | | |
| | | High Temp Phenolic | 400 | Steel Sleeve | 79HT50HQ90**ZY | -- | 80HT50HQ90**ZY | | | |
| | Polyolefin | 400 | Roller | 79PO50HB03**ZY | T9PO50HB03**ZY | 80PO50HB03**ZY | | | | |
| | Polyolefin | 400 | Delrin w/ Bushing | 79PO50HB57**ZY | T9PO50HB57**ZY | 80PO50HB57**ZY | | | | |
| | Poly-U/Aluminum | 400 | Roller | 79PA50H+03**ZY | T9PA50H+03**ZY | 80PA50H+03**ZY | N, R | | | |
| | Poly-U/Aluminum | 400 | Delrin w/ Bushing | 79PA50H+57**ZY | T9PA50H+57**ZY | 80PA50H+57**ZY | N, R | | | |
| | 2 | Yoke Only w/ Axle | | | | 79ZZ50JZ82**ZY | -- | 80ZZ50JZ82**ZY | | |
| | | Rubber/Polyolefin | 400 | Roller | | 79TP50J+04**ZY | -- | 80TP50J+04**ZY | A, T, X, Y, Z | |
| | | Rubber/Polyolefin | 400 | Precision w/ Top Hats | | 79TP50JT63**ZY | -- | 80TP50JT63**ZY | | |
| | | Rubber/Polyolefin | 400 | Delrin w/ Bushing | | 79TP50J+57**ZY | -- | 80TP50J+57**ZY | A, T, X, Y, Z | |
| | | Poly-U/Polyolefin | 400 | Roller | | 79PP50J+04**ZY | -- | 80PP50J+04**ZY | K, M, U, W | |
| | | Poly-U/Polyolefin | 400 | Precision w/ Top Hats | | 79PP50JM63**ZY | -- | 80PP50JM63**ZY | | |
| | | Poly-U/Polyolefin | 400 | Delrin w/ Bushing | | 79PP50J+57**ZY | -- | 80PP50J+57**ZY | K, M, U, W | |
| | | Polyurethane/Steel | 400 | Roller | | 79PU50J+04**ZY | -- | 80PU50J+04**ZY | G, V | |
| | | Polyurethane/Steel | 400 | Delrin w/ Bushing | | 79PU50J+57**ZY | -- | 80PU50J+57**ZY | G, V | |
| | | Glass-Filled Nylon | 400 | Roller | | 79MA50JB04**ZY | -- | 80MA50JB04**ZY | | |
| | | Glass-Filled Nylon | 400 | Delrin w/ Bushing | | 79MA50JB57**ZY | -- | 80MA50JB57**ZY | | |
| | | Phenolic | 400 | Roller | | 79PH50JB04**ZY | -- | 80PH50JB04**ZY | | |
| | | Phenolic | 400 | Delrin w/ Bushing | | 79PH50JB57**ZY | -- | 80PH50JB57**ZY | | |
| | | Polyolefin | 400 | Roller | | 79PO50JB04**ZY | -- | 80PO50JB04**ZY | | |
| | | Polyolefin | 400 | Delrin w/ Bushing | | 79PO50JB57**ZY | -- | 80PO50JB57**ZY | | |
| | | Poly-U/Glass-Nylon | 400 | Roller | | 79MU50J+04**ZY | -- | 80MU50J+04**ZY | G, K | |
| Poly-U/Glass-Nylon | | 400 | Delrin w/ Bushing | | 79MU50J+57**ZY | -- | 80MU50J+57**ZY | G, K | | |

06, 11,
17, 67,
70, 71,
72, 73,
74, 75,
76, 77

*Other wheel types available for this series. Please call to inquire.

Step up to the 79/80 series medium duty casters!

Need 50 to 100 lbs more capacity than standard light/medium duty casters? 79/80 series features:

- ◆ Larger, hardened raceways
- ◆ 1-1/2" & 2" face wheels
- ◆ Available in the T9 total lock swivel casters



79/80 SERIES - MEDIUM DUTY - 400#

| Wheel Dia. | Tread Width | Wheel Type* | Load Cap. | Bearing | Swivel | Total Lock | Rigid | +Color | **Plates/Stems | |
|--------------------|-------------|-----------------------------|----------------|-------------------|----------------|----------------|----------------|----------------|--|---------------|
| 6 | 1-1/2 | Yoke Only w/ 3/8 Axle | | | 79ZZ60HZ82**ZY | T9ZZ60HZ82**ZY | 80ZZ60HZ82**ZY | | 06, 11, 17, 67, 70, 71, 72, 73, 74, 75, 76, 77 | |
| | | Rubber/Polyolefin | 400 | Roller | 79TP60HI03**ZY | T9TP60HI03**ZY | 80TP60HI03**ZY | | | |
| | | Rubber/Polyolefin | 400 | Precision | 79TP60HI46**ZY | T9TP60HI46**ZY | 80TP60HI46**ZY | | | |
| | | Rubber/Polyolefin | 400 | Delrin w/ Bushing | 79TP60HI57**ZY | T9TP60HI57**ZY | 80TP60HI57**ZY | | | |
| | | Poly-U/Polyolefin | 400 | Roller | 79PP60H+03**ZY | T9PP60H+03**ZY | 80PP60H+03**ZY | K, U | | |
| | | Poly-U/Polyolefin | 400 | Precision | 79PP60H+46**ZY | T9PP60H+46**ZY | 80PP60H+46**ZY | K, U | | |
| | | Poly-U/Polyolefin | 400 | Delrin w/ Bushing | 79PP60H+57**ZY | T9PP60H+57**ZY | 80PP60H+57**ZY | K, U | | |
| | | Polyurethane/Steel | 400 | Roller | 79PU60H+03**ZY | T9PU60H+03**ZY | 80PU60H+03**ZY | G, V | | |
| | | Polyurethane/Steel | 400 | Delrin w/ Bushing | 79PU60H+57**ZY | T9PU60H+57**ZY | 80PU60H+57**ZY | G, V | | |
| | | Semi Steel | 400 | Roller | 79SS60HS03**ZY | T9SS60HS03**ZY | 80SS60HS03**ZY | | | |
| | | Semi Steel | 400 | Delrin w/ Bushing | 79SS60HS57**ZY | T9SS60HS57**ZY | 80SS60HS57**ZY | | | |
| | | Phenolic | 400 | Roller | 79PH60HB03**ZY | T9PH60HB03**ZY | 80PH60HB03**ZY | | | |
| | | Phenolic | 400 | Delrin w/ Bushing | 79PH60HB57**ZY | T9PH60HB57**ZY | 80PH60HB57**ZY | | | |
| | | Polyolefin | 400 | Roller | 79PO60HB03**ZY | T9PO60HB03**ZY | 80PO60HB03**ZY | | | |
| | | Polyolefin | 400 | Delrin w/ Bushing | 79PO60HB57**ZY | T9PO60HB57**ZY | 80PO60HB57**ZY | | | |
| | | Poly-U/Aluminum | 400 | Roller | 79PA60H+03**ZY | T9PA60H+03**ZY | 80PA60H+03**ZY | N, R | | |
| | | Poly-U/Aluminum | 400 | Delrin w/ Bushing | 79PA60H+57**ZY | T9PA60H+57**ZY | 80PA60H+57**ZY | N, R | | |
| | 2 | Yoke Only w/ Axle | | | | 79ZZ60JZ82**ZY | -- | 80ZZ60JZ82**ZY | | |
| | | Balloon Cushion Rubber/Alum | 400 | Ball | 79BC60J+53**ZY | -- | -- | 80BC60J+53**ZY | | X, Z |
| | | Balloon Cushion Rubber/Alum | 400 | Roller | 79BC60JZ04**ZY | -- | -- | 80BC60JZ04**ZY | | |
| | | Balloon Cushion Rubber/Alum | 400 | Precision | 79BC60JZ63**ZY | -- | -- | 80BC60JZ63**ZY | | |
| | | Rubber/Polyolefin | 400 | Roller | 79TP60J+04**ZY | -- | -- | 80TP60J+04**ZY | | A, T, X, Y, Z |
| | | Rubber/Polyolefin | 400 | Precision | 79TP60JI63**ZY | -- | -- | 80TP60JI63**ZY | | |
| | | Rubber/Polyolefin | 400 | Delrin w/ Bushing | 79TP60J+57**ZY | -- | -- | 80TP60J+57**ZY | | A, T, X, Y, Z |
| | | Poly-U/Polyolefin | 400 | Roller | 79PP60J+04**ZY | -- | -- | 80PP60J+04**ZY | | K, M, U, W |
| | | Poly-U/Polyolefin | 400 | Precision | 79PP60JM63**ZY | -- | -- | 80PP60JM63**ZY | | |
| | | Poly-U/Polyolefin | 400 | Delrin w/ Bushing | 79PP60J+57**ZY | -- | -- | 80PP60J+57**ZY | | K, M, U, W |
| | | Polyurethane/Steel | 400 | Roller | 79PU60J+04**ZY | -- | -- | 80PU60J+04**ZY | | G, V |
| | | Polyurethane/Steel | 400 | Delrin w/ Bushing | 79PU60J+57**ZY | -- | -- | 80PU60J+57**ZY | | G, V |
| | | Glass-Filled Nylon | 400 | Roller | 79MA60JB04**ZY | -- | -- | 80MA60JB04**ZY | | |
| | | Glass-Filled Nylon | 400 | Delrin w/ Bushing | 79MA60JB57**ZY | -- | -- | 80MA60JB57**ZY | | |
| | | Phenolic | 400 | Roller | 79PH60JB04**ZY | -- | -- | 80PH60JB04**ZY | | |
| | | Phenolic | 400 | Delrin w/ Bushing | 79PH60JB57**ZY | -- | -- | 80PH60JB57**ZY | | |
| | | Polyolefin | 400 | Roller | 79PO60JB04**ZY | -- | -- | 80PO60JB04**ZY | | |
| Polyolefin | 400 | Delrin w/ Bushing | 79PO60JB57**ZY | -- | -- | 80PO60JB57**ZY | | | | |
| Poly-U/Glass-Nylon | 400 | Roller | 79MU60J+04**ZY | -- | -- | 80MU60J+04**ZY | G, K | | | |
| Poly-U/Glass-Nylon | 400 | Delrin w/ Bushing | 79MU60J+57**ZY | -- | -- | 80MU60J+57**ZY | G, K | | | |
| 8 | 1-1/2 | Yoke Only w/ Axle | | | 79ZZ80HZ82**ZY | -- | 80ZZ80HZ82**ZY | | 6, 11, 17 | |
| | | Rubber/Polyolefin | 275 | Ball | 79TP80HT51**ZY | -- | 80TP80HT51**ZY | | | |
| | | Poly-U/Polyolefin | 275 | Ball | 79PP80HT51**ZY | -- | 80PP80HT51**ZY | | | |
| | 1-5/8 | Rubber/Aluminum | 275 | Ball | 79RA80PB51**ZY | -- | 80RA80PB51**ZY | | | |

*Other wheel types available for this series. Please call to inquire.

8 x 1-1/2 SWIVEL & RIGID CASTERS (Rigid available with top plate turned 90°)

Ideal casters for hospitality applications!



Hotel Luggage Carts



Room Service Carts

Housekeeping & Cleaning Carts

27/28/DT SERIES - MEDIUM/HEAVY DUTY - 1,250#

- ◆ DOUBLE BALL BEARING RACEWAY HEAT TREATED FOR LONG WEAR AND ADDED STRENGTH
- ◆ ZINC PLATING STANDARD (BLACK OXIDE FINISH AVAILABLE)
- ◆ 5/8" BOLTED KINGPIN
- ◆ TOP PLATE AND YOKE 1/4" COLD FORGED STEEL
- ◆ 1/2" DIAMETER ZERK AXLE WITH LOCK NUT
- ◆ 3/4" ROLLER BEARINGS WITH HARDENED OUTER RACEWAY
- ◆ HARDENED SPANNER BUSHING WITH HOLE AND GREASE GROOVE
- ◆ GREASE FITTING IN SWIVEL RACEWAY
- ◆ WIDE SELECTION OF WHEEL TYPES
- ◆ BRAKES AVAILABLE ON SWIVEL & RIGID CASTERS

APPLICATIONS

- ◆ PLATFORM TRUCKS
- ◆ WAREHOUSE CARTS
- ◆ DOLLIES (MACHINERY)
- ◆ STOCK PICKING TRUCKS
- ◆ FREIGHT TERMINAL CARTS
- ◆ FOOD SERVICE CARTS
- ◆ HOTEL/HOUSEKEEPING CARTS
- ◆ EXCELLENT SERIES FOR INDUSTRIAL AND COMMERCIAL MEDIUM/HEAVY DUTY EQUIPMENT.



OPTIONS

| | | |
|--------------------------------------|-----------------------|---|
| | Cam-Lock Brake | C |
| | A-Cam Brake | A |
| | Top-Lock Brake | T |
| | Thread Guards | G |
| | Raceway Seals | L |
| | 4-Position Lock(Weld) | P |
| Bolt on 4-Position Lock sold #4PSL27 | | |

Options available on swivel & rigid casters.

| | | | | | | | | | | | | | |
|--------------------|--------------------|-----------------------|-----------------------|------------------|--------------------|--------------------|--------------------------|-------------------|------------------------|-------------------------|----------------------|----------------------|----------------|
| | | | | | | | | | | | | | |
| Mold on Rubber | Low Profile Rubber | Ballon Cushion Rubber | Rubber/Aluminum | Poly-U/Steel (G) | Poly-U/Steel (V) | Crown Poly-U/Steel | Donut Tread Poly-U/Steel | Donut Poly-U/Alum | Poly-U Glass/Nylon (K) | Poly-U/ Glass/Nylon (G) | Poly-U/ Aluminum (N) | Poly-U/ Aluminum (R) | Solid Poly-U |
| | | | | | | | | | | | | | |
| Heavy Solid Poly-U | Polyolefin | Glass/Nylon | High Temp Glass Nylon | Phenolic | High Temp Phenolic | Nylon | Semi Steel | Ductile Steel | Crown Ductile Steel | Glass/Nylon V-Groove | V-Groove | Ductile V-Groove | Semi Pneumatic |

27/28/DT SERIES - MEDIUM/HEAVY DUTY - 1,250#

- ◆ AVAILABLE ON 27 SERIES 2" FACE CASTERS
- ◆ DUAL PEDAL LOCKING SYSTEM FOR EASY ENGAGE/DISENGAGE ACTION
- ◆ LARGE PEDAL ENGAGES A STRONG POSITIVE LOCK ON BOTH THE WHEEL AND SWIVEL RACEWAY, ASSURING YOUR EQUIPMENT IS STATIONARY
- ◆ SMALL PEDAL DISENGAGES THE BRAKE SYSTEM, ALLOWING FREE MOBILITY



| Diameter | Overall Height | Swivel Radius |
|----------|--------------------------|---------------|
| 3-1/4 | 4-1/4 | 3-1/4 |
| 4 | 5-5/8 | 3-3/16 |
| 5 | 6-1/2 | 4-7/8 |
| 6 | 7-1/2 | 4-9/16 |
| 6 | 7-1/4 (Designated as 61) | 4-11/16 |
| 8 | 9-1/2 | 6 |

| **Plates | | | |
|----------|-----------|--|--------------------|
| Plate | Size | Bolt Pattern | Mounting Bolt Dia. |
| 17 | 4 x 4-1/2 | 2-5/8 x 3-5/8 to 3 x 3 & Centered x .236 | 3/8 |
| | | Plate features additional mounting holes for aluminum structural framing. Centered holes .236 from either edge. | |
| 20 | 5 x 5-1/2 | 4-1/8 x 4-1/2 | 3/8 |

| Wheel Dia. | Tread Width | Wheel Type | Load Cap. | Bearing | Swivel | Dual Pedal Total Lock | Rigid | +Color |
|-----------------------|-------------|-----------------------------|----------------|-----------|----------------|-----------------------|----------------|--------|
| 3-1/4 | 1-1/2 | Yoke Only | | | 27ZZ34HZ8317YY | -- | 28ZZ34HZ8317YY | |
| | | Polyurethane/Steel | 420 | Roller | 27PU34H+0317YY | -- | 28PU34H+0317YY | G, V |
| | | Semi Steel | 400 | Roller | 27SS34HS0317YY | -- | 28SS34HS0317YY | |
| | 2 | Phenolic | 600 | Roller | 27PH34HB0317YY | -- | 28PH34HB0317YY | |
| | | Yoke Only | | | 27ZZ34JZ8317YY | -- | 28ZZ34JZ8317YY | |
| | | Polyurethane/Steel | 600 | Roller | 27PU34J+0417YY | -- | 28PU34J+0417YY | G, V |
| 4 | 1-1/2 | Semi Steel | 700 | Roller | 27SS34JS0417YY | -- | 28SS34JS0417YY | |
| | | Phenolic | 700 | Roller | 27PH34JB0417YY | -- | 28PH34JB0417YY | |
| | | Yoke Only | | | 27ZZ40HZ8317YY | -- | 28ZZ40HZ8317YY | |
| | | Rubber/Steel | 300 | Roller | 27RS40HB0317YY | -- | 28RS40HB0317YY | |
| | | Rubber/Polyolefin | 400 | Roller | 27TP40HI0317YY | -- | 28TP40HI0317YY | |
| | | Poly-U/Polyolefin | 500 | Roller | 27PP40H+0317YY | -- | 28PP40H+0317YY | K, U |
| | | Poly-U/Polyolefin | 500 | Precision | 27PP40HU4617YY | -- | 28PP40HU4617YY | |
| | | Polyurethane/Steel | 600 | Roller | 27PU40H+0317YY | -- | 28PU40H+0317YY | G, V |
| | | Poly U/Aluminum | 600 | Roller | 27PA40H+0317YY | -- | 28PA40H+0317YY | N, R |
| | | EZ Rolling Crowned PU/Steel | 600 | Roller | 27SW40HU0317YY | -- | 28SW40HU0317YY | |
| | | Semi Steel | 600 | Roller | 27SS40HS0317YY | -- | 28SS40HS0317YY | |
| | | V-Groove | 800 | Roller | 27VG40HT0317YY | -- | 28VG40HT0317YY | |
| | | Polyolefin | 400 | Roller | 27PO40HB0317YY | -- | 28PO40HB0317YY | |
| | | Polyolefin | 400 | Delrin | 27PO40HB5717YY | -- | 28PO40HB5717YY | |
| | | Phenolic | 600 | Roller | 27PH40HB0317YY | -- | 28PH40HB0317YY | |
| High-Temp Phenolic | 600 | Roller | 27HT40HQ0317YY | -- | 28HT40HQ0317YY | | | |
| High-Temp Glass/Nylon | 600 | Steel Sleeve | 27GN40GQ8817YY | -- | 28GN40GQ8817YY | | | |
| Glass-Nylon V-Groove | 600 | Roller | 27MV40HT0317YY | -- | 28MV40HT0317YY | | | |



27/28/DT SERIES - MEDIUM/HEAVY DUTY - 1,250#

| Wheel Dia. | Tread Width | Wheel Type | Load Cap. | Bearing | Swivel | Dual Pedal Total Lock | Rigid | +Color |
|------------|-------------|----------------------------------|-----------|-----------------------|----------------|-----------------------|----------------|---------------|
| 4 | 2 | Yoke Only | | | 27ZZ40JZ83**YY | DTZZ40JZ8317YY | 28ZZ40JZ83**YY | |
| | | Low Profile Rubber/Steel | 300 | Roller | 27LP40JB04**YY | DTLP40JB0417YY | 28LP40JB04**YY | |
| | | Rubber/Steel | 350 | Roller | 27RS40JB04**YY | DTRS40JB0417YY | 28RS40JB04**YY | |
| | | Rubber/Aluminum | 400 | Roller | 27RA40JB04**YY | DTRA40JB0417YY | 28RA40JB04**YY | |
| | | Rubber/Polyolefin | 450 | Roller | 27TP40J+04**YY | DTTP40J+0417YY | 28TP40J+04**YY | A, T, X, Y, Z |
| | | Rubber/Polyolefin | 450 | Prec. Rad. Ball | 27TP40J+60**YY | DTTP40J+6017YY | 28TP40J+60**YY | A, T, X, Y, Z |
| | | Rubber/Polyolefin | 450 | Precision w/ Top Hats | 27TP40JT63**YY | DTTP40JT6317YY | 28TP40JT63**YY | |
| | | Poly-U/Polyolefin | 700 | Roller | 27PP40J+04**YY | DTPP40J+0417YY | 28PP40J+04**YY | K, M, U, W |
| | | Poly-U/Polyolefin | 700 | Prec. Rad. Ball | 27PP60J+60**YY | DTPP60J+6017YY | 28PP60J+60**YY | K, M, U, W |
| | | Poly-U/Polyolefin | 700 | Precision w/ Top Hats | 27PP40JM63**YY | DTPP40JM6317YY | 28PP40JM63**YY | |
| | | Donut Tread Poly-U | 600 | Roller | 27RP40JK04**YY | DTRP40JK0417YY | 28RP40JK04**YY | |
| | | Polyurethane/Steel | 700 | Roller | 27PU40J+04**YY | DTPU40J+0417YY | 28PU40J+04**YY | G, V |
| | | Polyurethane/Steel | 700 | Precision w/ Top Hats | 27PU40JV63**YY | DTPU40JV6317YY | 28PU40JV63**YY | |
| | | Solid Polyurethane | 700 | Caged Roller | 27SU40JL09**YY | DTSU40JL0917YY | 28SU40JL09**YY | |
| | | Heavy Duty Solid Poly-U | 900 | Precision w/ Top Hats | 27HU40JX63**YY | DTHU40JX6317YY | 28HU40JX63**YY | |
| | | Poly-U/Aluminum | 700 | Roller | 27PA40J+04**YY | DTPA40J+0417YY | 28PA40J+04**YY | N, R |
| | | EZ Rolling Crowned PU/Steel | 700 | Roller | 27SW40JU04**YY | DTSW40JU0417YY | 28SW40JU04**YY | |
| | | Semi Steel | 700 | Roller | 27SS40JS04**YY | DTSS40JS0417YY | 28SS40JS04**YY | |
| | | Heavy Duty Steel | 900 | Roller | 27HS40JS04**YY | DTHS40JS0417YY | 28HS40JS04**YY | |
| | | Ductile Steel | 1000 | Roller | 27DS40JR04**YY | DTDS40JR0417YY | 28DS40JR04**YY | |
| | | Ductile Steel | 1000 | Precision w/ Top Hats | 27DS40JR63**YY | DTDS40JR6317YY | 28DS40JR63**YY | |
| | | EZ Rolling Crowned Ductile Steel | 1000 | Roller | 27CD40JR04**YY | DTCD40JR0417YY | 28CD40JR04**YY | |
| | | V-Groove | 1000 | Roller | 27VG40JT04**YY | DTVG40JT0417YY | 28VG40JT04**YY | |
| | | Ductile V-Groove | 1250 | Roller | 27DV40JT04**YY | DTDV40JT0417YY | 28DV40JT04**YY | |
| | | Ductile V-Groove | 1250 | Precision w/ Top Hats | 27DV40JT63**YY | DTDV40JT6317YY | 28DV40JT63**YY | |
| | | Polyolefin | 450 | Roller | 27PO40JB04**YY | DTPO40JB0417YY | 28PO40JB04**YY | |
| | | Polyolefin | 450 | Prec. Rad. Ball | 27PO40JB60**YY | DTPO40JB6017YY | 28PO40JB60**YY | |
| | | Polyolefin | 450 | Delrin | 27PO40JB57**YY | DTPO40JB5717YY | 28PO40JB57**YY | |
| | | Phenolic | 800 | Roller | 27PH40JB04**YY | DTPH40JB0417YY | 28PH40JB04**YY | |
| | | Glass-filled Nylon | 800 | Roller | 27MA40JB04**YY | DTMA40JB0417YY | 28MA40JB04**YY | |
| | | Glass-filled Nylon | 800 | Prec. Rad. Ball | 27MA40JB60**YY | DTMA40JB6017YY | 28MA40JB60**YY | |
| | | Glass-filled Nylon | 800 | Precision w/ Top Hats | 27MA40JB63**YY | DTMA40JB6317YY | 28MA40JB63**YY | |
| | | High-Temp Phenolic | 800 | Roller | 27HT40JQ04**YY | -- | 28HT40JQ04**YY | |
| | | High-Temp Glass/Nylon | 800 | Plain Bore | 27GN40JQ88**YY | -- | 28GN40JQ88**YY | |
| | | Poly-U/Glass-Nylon | 800 | Roller | 27MU40J+04**YY | DTMU40J+0417YY | 28MU40J+04**YY | G, K |
| | | Poly-U/Glass-Nylon | 800 | Prec. Rad. Ball | 27MU40J+60**YY | DTMU40J+6017YY | 28MU40J+60**YY | G, K |
| | | Poly-U/Glass-Nylon | 800 | Precision w/ Top Hats | 27MU40JG63**YY | DTMU40JG6317YY | 28MU40JG63**YY | |
| | | Glass-Nylon V-Groove | 800 | Roller | 27MV40JT04**YY | DTMV40JT0417YY | 28MV40JT04**YY | |
| | | Glass-Nylon V-Groove | 800 | Delrin | 27MV40JT10**YY | DTMV40JT1017YY | 28MV40JT10**YY | |
| | | Glass-Nylon V-Groove | 800 | Prec. Rad. Ball | 27MV40JT60**YY | DTMV40JT6017YY | 28MV40JT60**YY | |
| 5 | 1-1/2 | Yoke Only | | | 27ZZ50HZ8317YY | -- | 28ZZ50HZ8317YY | |
| | | Rubber/Steel | 350 | Roller | 27RS50HB0317YY | -- | 28RS50HB0317YY | |
| | | Rubber/Polyolefin | 450 | Roller | 27TP50HI0317YY | -- | 28TP50HI0317YY | |
| | | Poly-U/Polyolefin | 600 | Roller | 27PP50H+0317YY | -- | 28PP50H+0317YY | K, U |
| | | Poly-U/Polyolefin | 600 | Precision | 27PP50HU4617YY | -- | 28PP50HU4617YY | |
| | | Polyurethane/Steel | 800 | Roller | 27PU50H+0317YY | -- | 28PU50H+0317YY | G, V |
| | | Poly-U/Aluminum | 800 | Roller | 27PA50H+0317YY | -- | 28PA50H+0317YY | N, R |
| | | EZ Rolling Crowned PU/Steel | 700 | Roller | 27SW50HU0317YY | -- | 28SW50HU0317YY | |
| | | Semi Steel | 600 | Roller | 27SS50HS0317YY | -- | 28SS50HS0317YY | |
| | | Polyolefin | 450 | Roller | 27PO50HB0317YY | -- | 28PO50HB0317YY | |
| | | Phenolic | 600 | Roller | 27PH50HB0317YY | -- | 28PH50HB0317YY | |
| | | High-Temp Glass/Nylon | 600 | Plain Bore | 27GN50HQ8817YY | -- | 28GN50HQ8817YY | |

27/28/DT SERIES - MEDIUM/HEAVY DUTY - 1,250#

| Wheel Dia. | Tread Width | Wheel Type | Load Cap. | Bearing | Swivel | Dual Pedal Total Lock | Rigid | +Color |
|-----------------------|-------------|----------------------------------|----------------|-----------------------|----------------|-----------------------|----------------|---------------|
| 5 | 2 | Yoke Only | | | 27ZZ50JZ83**YY | DTZZ50JZ8317YY | 28ZZ50JZ83**YY | |
| | | Rubber/Steel | 400 | Roller | 27RS50JB04**YY | DTRS50JB0417YY | 28RS50JB04**YY | |
| | | Rubber/Aluminum | 500 | Roller | 27RA50JB04**YY | DTRA50JB0417YY | 28RA50JB04**YY | |
| | | Rubber/Polyolefin | 500 | Roller | 27TP50J+04**YY | DTTP50J+0417YY | 28TP50J+04**YY | A, T, X, Y, Z |
| | | Rubber/Polyolefin | 500 | Prec. Rad. Ball | 27TP50J+60**YY | DTTP50J+6017YY | 28TP50J+60**YY | A, T, X, Y, Z |
| | | Rubber/Polyolefin | 500 | Precision w/ Top Hats | 27TP50JT63**YY | DTTP50JT6317YY | 28TP50JT63**YY | |
| | | Poly-U/Polyolefin | 750 | Roller | 27PP50J+04**YY | DTPP50J+0417YY | 28PP50J+04**YY | K, M, U, W |
| | | Poly-U/Polyolefin | 750 | Prec. Rad. Ball | 27PP50J+60**YY | DTPP50J+6017YY | 28PP50J+60**YY | K, M, U, W |
| | | Poly-U/Polyolefin | 750 | Precision w/ Top Hats | 27PP50JM63**YY | DTPP50JM6317YY | 28PP50JM63**YY | |
| | | Polyurethane/Steel | 1200 | Roller | 27PU50J+04**YY | DTPU50J+0417YY | 28PU50J+04**YY | G, V |
| | | Polyurethane/Steel | 1200 | Precision w/ Top Hats | 27PU50JV63**YY | DTPU50JV6317YY | 28PU50JV63**YY | |
| | | Solid Polyurethane | 800 | Caged Roller | 27SU50JL09**YY | DTSU50JL0917YY | 28SU50JL09**YY | |
| | | Heavy Solid Polyurethane | 1000 | Precision w/ Top Hats | 27HU50JI63**YY | DTHU50JI6317YY | 28HU50JI63**YY | |
| | | Poly-U/Aluminum | 900 | Roller | 27PA50J+04**YY | DTPA50J+0417YY | 28PA50J+04**YY | N, R |
| | | Nylon | 700 | Roller | 27NY50JE04**YY | DTNY50JE0417YY | 28NY50JE04**YY | |
| | | Nylon | 700 | Delrin | 27NY50JE57**YY | DTNY50JE5717YY | 28NY50JE57**YY | |
| | | Nylon | 700 | Prec. Rad. Ball | 27NY50JE60**YY | DTNY50JE6017YY | 28NY50JE60**YY | |
| | | EZ Rolling Crowned PU/Steel | 1050 | Roller | 27SW50JU04**YY | DTSW50JU0417YY | 28SW50JU04**YY | |
| | | Donut Tread Poly-U/Steel | 800 | Roller | 27RP50JD04**YY | DTRP50JD0417YY | 28RP50JD04**YY | |
| | | Semi Steel | 1000 | Roller | 27SS50JS04**YY | DTSS50JS0417YY | 28SS50JS04**YY | |
| | | Heavy Duty Steel | 1000 | Roller | 27HS50JS04**YY | DTHS50JS0417YY | 28HS50JS04**YY | |
| | | Ductile Steel | 1250 | Roller | 27DS50JR04**YY | DTDS50JR0417YY | 28DS50JR04**YY | |
| | | Ductile Steel | 1250 | Precision w/ Top Hats | 27DS50JR63**YY | DTDS50JR6317YY | 28DS50JR63**YY | |
| | | EZ Rolling Crowned Ductile Steel | 1250 | Roller | 27CD50JR04**YY | DTCD50JR0417YY | 28CD50JR04**YY | |
| | | V-Groove | 900 | Roller | 27VG50JT04**YY | DTVG50JT0417YY | 28VG50JT04**YY | |
| | | Polyolefin | 650 | Roller | 27PO50JB04**YY | DTPO50JB0417YY | 28PO50JB04**YY | |
| | | Polyolefin | 650 | Delrin | 27PO50JB57**YY | DTPO50JB5717YY | 28PO50JB57**YY | |
| | | Polyolefin | 650 | Prec. Rad. Ball | 27PO50JB60**YY | DTPO50JB6017YY | 28PO50JB60**YY | |
| | | Phenolic | 1000 | Roller | 27PH50JB04**YY | DTPH50JB0417YY | 28PH50JB04**YY | |
| | | Glass-filled Nylon | 1000 | Roller | 27MA50JB04**YY | DTMA50JB0417YY | 28MA50JB04**YY | |
| | | Glass-filled Nylon | 1000 | Prec. Rad. Ball | 27MA50JB60**YY | DTMA50JB6017YY | 28MA50JB60**YY | |
| | | Glass-filled Nylon | 1000 | Precision w/ Top Hats | 27MA50JB63**YY | DTMA50JB6317YY | 28MA50JB63**YY | |
| | | High Temp Phenolic | 1000 | Roller | 27HT50JQ04**YY | -- | 28HT50JQ04**YY | |
| High-Temp Glass/Nylon | 1000 | Plain Bore | 27GN50JQ88**YY | -- | 28GN50JQ88**YY | | | |
| Poly-U/Glass-Nylon | 1000 | Roller | 27MU50J+04**YY | DTMU50J+0417YY | 28MU50J+04**YY | G, K | | |
| Poly-U/Glass-Nylon | 1000 | Prec. Rad. Ball | 27MU50J+60**YY | DTMU50J+6017YY | 28MU50J+60**YY | G, K | | |
| Poly-U/Glass-Nylon | 1000 | Precision w/ Top Hats | 27MU50JG63**YY | DYMU50JG6317YY | 28MU50JG63**YY | | | |
| 6 | 1-1/2 | Yoke Only | | | 27ZZ60HZ8317YY | -- | 28ZZ60HZ8317YY | |
| | | Rubber/Steel | 400 | Roller | 27RS60HB0317YY | -- | 28RS60HB0317YY | |
| | | Rubber/Polyolefin | 500 | Roller | 27TP50JI0317YY | -- | 28TP50JI0317YY | |
| | | Poly-U/Polyolefin | 500 | Roller | 27PP60H+0317YY | -- | 28PP60H+0317YY | K, U |
| | | Poly-U/Polyolefin | 500 | Precision | 27PP60HU4617YY | -- | 28PP60HU4617YY | |
| | | Polyurethane/Steel | 800 | Roller | 27PU60H+0317YY | -- | 28PU60H+0317YY | G, V |
| | | Poly-U/Aluminum | 800 | Roller | 27PA60H+0317YY | -- | 28PA60H+0317YY | N, R |
| | | Semi Steel | 700 | Roller | 27SS60HS0317YY | -- | 28SS60HS0317YY | |
| | | EZ Rolling Crowned PU/Steel | 800 | Roller | 27SW60HU0317YY | -- | 28SW60HU0317YY | |
| | | Polyolefin | 600 | Roller | 27PO60HB0317YY | -- | 28PO60HB0317YY | |
| | | Phenolic | 800 | Roller | 27PH60HB0317YY | -- | 28PH60HB0317YY | |

27/28/DT SERIES - MEDIUM/HEAVY DUTY - 1,250#

| Wheel Dia. | Tread Width | Wheel Type | Load Cap. | Bearing | Swivel | Dual Pedal Total Lock | Rigid | +Color |
|------------|-------------|----------------------------------|-----------|-----------------------|----------------|-----------------------|----------------|---------------|
| 6 | 2 | Yoke Only | | | 27ZZ60JZ83**YY | DTZZ60JZ8317YY | 28ZZ60JZ83**YY | |
| | | Rubber/Steel | 450 | Roller | 27RS60JB04**YY | DTRS60JB0417YY | 28RS60JB04**YY | |
| | | Rubber/Aluminum | 550 | Roller | 27RA60JB04**YY | DTRA60JB0417YY | 28RA60JB04**YY | |
| | | Balloon Cushion Rubber/Alum. | 350 | Roller | 27BC60JZ04**YY | DTBC60JZ0417YY | 28BC60JZ04**YY | |
| | | Balloon Cushion Rubber/Alum. | 350 | Ball | 27BC60J+53**YY | DTBC60J+5317YY | 28BC60J+53**YY | X, Z |
| | | Balloon Cushion Rubber/Alum. | 350 | Precision w/ Top Hats | 27BC60J+63**YY | DTBC60J+6317YY | 28BC60J+63**YY | X, Z |
| | | Rubber/Polyolefin | 550 | Roller | 27TP60J+04**YY | DTPP60J+0417YY | 28TP60J+04**YY | A, T, X, Y, Z |
| | | Rubber/Polyolefin | 550 | Prec. Rad. Ball | 27TP60J+60**YY | DTPP60J+6017YY | 28TP60J+60**YY | A, T, X, Y, Z |
| | | Rubber/Polyolefin | 550 | Precision w/ Top Hats | 27TP60JT63**YY | DTPP60JT6317YY | 28TP60JT63**YY | |
| | | Poly-U/Polyolefin | 900 | Roller | 27PP60J+04**YY | DTPP60J+0417YY | 28PP60J+04**YY | D, K, M, U, W |
| | | Poly-U/Polyolefin | 900 | Prec. Rad. Ball | 27PP60J+60**YY | DTPP60J+6017YY | 28PP60J+60**YY | D, K, M, U, W |
| | | Poly-U/Polyolefin | 900 | Precision w/ Top Hats | 27PP60JM63**YY | DTPP60JM6317YY | 28PP60JM63**YY | |
| | | Polyurethane/Steel | 1200 | Roller | 27PU60J+04**YY | DTPU60J+0417YY | 28PU60J+04**YY | G, V |
| | | Polyurethane/Steel | 1200 | Precision w/ Top Hats | 27PU60JV63**YY | DTPU60JV6317YY | 28PU60JV63**YY | |
| | | Solid Polyurethane | 900 | Caged Roller | 27SU60JL09**YY | DTSU60JL0917YY | 28SU60JL09**YY | |
| | | Heavy Solid Polyurethane | 1200 | Precision w/ Top Hats | 27HU60JI63**YY | DTHU60JI6317YY | 28HU60JI63**YY | |
| | | Poly-U/Aluminum | 1200 | Roller | 27PA60J+04**YY | DTPA60J+0417YY | 28PA60J+04**YY | N, R |
| | | EZ Rolling Crowned PU/Steel | 1250 | Roller | 27SW60JU04**YY | DTSW60JU0417YY | 28SW60JU04**YY | |
| | | EZ Rolling Crowned PU/Steel | 1250 | Precision w/ Top Hats | 27SW60JU63**YY | DTSW60JU6317YY | 28SW60JU63**YY | |
| | | Donut Tread PU | 900 | Roller | 27RP60JK04**YY | DTRP60JK0417YY | 28RP60JK04**YY | |
| | | Nylon | 800 | Roller | 27NY60JE04**YY | DTNY60JE0417YY | 28NY60JE04**YY | |
| | | Nylon | 800 | Delrin | 27NY60JE57**YY | DTNY60JE5717YY | 28NY60JE57**YY | |
| | | Nylon | 800 | Prec. Rad. Ball | 27NY60JE60**YY | DTNY60JE6017YY | 28NY60JE60**YY | |
| | | Semi Steel | 1200 | Roller | 27SS60JS04**YY | DTSS60JS0417YY | 28SS60JS04**YY | |
| | | Heavy Duty Steel | 1200 | Roller | 27HS60JS04**YY | DTHS60JS0417YY | 28HS60JS04**YY | |
| | | Ductile Steel | 1250 | Roller | 27DS60JR04**YY | DTDS60JR0417YY | 28DS60JR04**YY | |
| | | Ductile Steel | 1250 | Precision w/ Top Hats | 27DS60JR63**YY | DTDS60JR6317YY | 28DS60JR63**YY | |
| | | EZ Rolling Crowned Ductile Steel | 1250 | Roller | 27CD60JR04**YY | DTCD60JR0417YY | 28CD60JR04**YY | |
| | | V-Groove | 1250 | Roller | 27VG60JT04**YY | DTVG60JT0417YY | 28VG60JT04**YY | |
| | | Ductile V-Groove | 1250 | Roller | 27DV60JT04**YY | DTDV60JT0417YY | 28DV60JT04**YY | |
| | | Ductile V-Groove | 1250 | Precision w/ Top Hats | 27DV60JT63**YY | DTDV60JT6317YY | 28DV60JT63**YY | |
| | | Polyolefin | 750 | Roller | 27PO60JB04**YY | DTPO60JB0417YY | 28PO60JB04**YY | |
| | | Polyolefin | 750 | Delrin | 27PO60JB57**YY | DTPO60JB5717YY | 28PO60JB57**YY | |
| | | Polyolefin | 750 | Prec. Rad. Ball | 27PO60JB60**YY | DTPO60JB6017YY | 28PO60JB60**YY | |
| | | Phenolic | 1200 | Roller | 27PH60JB04**YY | DTPH60JB0417YY | 28PH60JB04**YY | |
| | | Phenolic | 1200 | Plain Bore | 27PH60JB88**YY | DTPH60JB8817YY | 28PH60JB88**YY | |
| | | Glass-filled Nylon | 1200 | Roller | 27MA60JB04**YY | DTMA60JB0417YY | 28MA60JB04**YY | |
| | | Glass-filled Nylon | 1200 | Prec. Rad. Ball | 27MA60JB60**YY | DTMA60JB6017YY | 28MA60JB60**YY | |
| | | Glass-filled Nylon | 1200 | Precision w/ Top Hats | 27MA60JB63**YY | DTMA60JB6317YY | 28MA60JB63**YY | |
| | | High Temp Phenolic | 1200 | Roller | 27HT60JQ04**YY | -- | 28HT60JQ04**YY | |
| | | High Temp Glass/Nylon | 1200 | Plain Bore | 27GN60JQ88**YY | -- | 28GN60JQ88**YY | |
| | | Poly-U/Glass-Nylon | 1200 | Roller | 27MU60J+04**YY | DTMU60J+0417YY | 28MU60J+04**YY | G, K |
| | | Poly-U/Glass-Nylon | 1200 | Prec. Rad. Ball | 27MU60J+60**YY | DTMU60J+6017YY | 28MU60J+60**YY | G, K |
| | | Poly-U/Glass-Nylon | 1200 | Precision w/ Top Hats | 27MU60JG63**YY | DTMU60JG6317YY | 28MU60JG63**YY | |
| | | Glass-Nylon V-Groove | 1200 | Roller | 27MV60JT04**YY | DTMV60JT0417YY | 28MV60JT04**YY | |
| | | Glass-Nylon V-Groove | 1200 | Prec. Rad. Ball | 27MV60JT60**YY | DTMV60JT6017YY | 28MV60JT60**YY | |
| | | Donut Tread Poly-U/Aluminum | 900 | Precision w/ Top Hats | 27UA60JN63**YY | DTUA60JN6317YY | 28UA60JN63**YY | |

27/28/DT SERIES - MEDIUM/HEAVY DUTY - 1,250#

| Wheel Dia. | Tread Width | Wheel Type | Load Cap. | Bearing | Swivel | Dual Pedal Total Lock | Rigid | +Color |
|------------|-----------------------------|----------------------------------|-----------------------|-----------------------|----------------|-----------------------|----------------|---------------|
| 8 | 2 | Yoke Only | | | 27ZZ80JZ83**YY | DTZZ80JZ8317YY | 28ZZ80JZ83**YY | |
| | | Rubber/Steel | 500 | Roller | 27RS80JB04**YY | DTRS80JB0417YY | 28RS80JB04**YY | |
| | | Rubber/Aluminum | 600 | Roller | 27RA80JB04**YY | DTRA80JB0417YY | 28RA80JB04**YY | |
| | | Balloon Cushion Rubber/Alum. | 450 | Roller | 27BC80J+04**YY | DTBC80J+0417YY | 28BC80J+04**YY | X, Z |
| | | Balloon Cushion Rubber/Alum. | 450 | Ball | 27BC80JZ53**YY | DTBC80JZ5317YY | 28BC80JZ53**YY | |
| | | Rubber/Polyolefin | 600 | Roller | 27TP80J+04**YY | DTPP80J+0417YY | 28TP80J+04**YY | A, T, X, Y, Z |
| | | Rubber/Polyolefin | 600 | Prec. Rad. Ball | 27TP80J+60**YY | DTPP80J+6017YY | 28TP80J+60**YY | A, T, X, Y, Z |
| | | Rubber/Polyolefin | 600 | Precision w/ Top Hats | 27TP80JT63**YY | DTPP80JT6317YY | 28TP80JT63**YY | |
| | | Poly-U/Polyolefin | 950 | Roller | 27PP80J+04**YY | DTPP80J+0417YY | 28PP80J+04**YY | K, M, U, W |
| | | Poly-U/Polyolefin | 950 | Prec. Rad. Ball | 27PP80J+60**YY | DTPP80J+6017YY | 28PP80J+60**YY | K, M, U, W |
| | | Poly-U/Polyolefin | 950 | Precision w/ Top Hats | 27PP80JM63**YY | DTPP80JM6317YY | 28PP80JM63**YY | |
| | | Polyurethane/Steel | 1250 | Roller | 27PU80J+04**YY | DTPU80J+0417YY | 28PU80J+04**YY | G, V |
| | | Polyurethane/Steel | 1250 | Precision w/ Top Hats | 27PU80JV63**YY | DTPU80JV6317YY | 28PU80JV63**YY | |
| | | Solid Polyurethane | 1000 | Caged Roller | 27SU80JL09**YY | DTSU80JL0917YY | 28SU80JL09**YY | |
| | | Heavy Solid Polyurethane | 1250 | Precision w/ Top Hats | 27HU80JI63**YY | DTHU80JI6317YY | 28HU80JI63**YY | |
| | | Poly-U/Aluminum | 1250 | Roller | 27PA80J+04**YY | DTPA80J+0417YY | 28PA80J+04**YY | N, R |
| | | EZ Rolling Crowned PU/Steel | 1250 | Roller | 27SW80JU04**YY | DTSW80JU0417YY | 28SW80JU04**YY | |
| | | Donut Tread PU | 1000 | Precision w/ Top Hats | 27RP80JK63**YY | DTRP80JK6317YY | 28RP80JK63**YY | |
| | | Nylon | 900 | Roller | 27NY80JE04**YY | DTNY80JE0417YY | 28NY80JE04**YY | |
| | | Nylon | 900 | Delrin | 27NY80JE57**YY | DTNY80JE5717YY | 28NY80JE57**YY | |
| | | Nylon | 900 | Prec. Rad. Ball | 27NY80JE60**YY | DTNY80JE6017YY | 28NY80JE60**YY | |
| | | Semi Steel | 1250 | Roller | 27SS80JS04**YY | DTSS80JS0417YY | 28SS80JS04**YY | |
| | | Heavy Duty Steel | 1250 | Roller | 27HS80SJ04**YY | DTHS80SJ0417YY | 28HS80SJ04**YY | |
| | | Ductile Steel | 1250 | Roller | 27DS80JR04**YY | DTDS80JR0417YY | 28DS80JR04**YY | |
| | | Ductile Steel | 1250 | Precision w/ Top Hats | 27DS80JR63**YY | DTDS80JR6317YY | 28DS80JR63**YY | |
| | | EZ Rolling Crowned Ductile Steel | 1250 | Roller | 27CD80JR04**YY | DTCD80JR0417YY | 28CD80JR04**YY | |
| | | V-Groove | 1200 | Roller | 27VG80JT04**YY | DTVG80JT0417YY | 28VG80JT04**YY | |
| | | Polyolefin | 1000 | Roller | 27PO80JB04**YY | DTPO80JB0417YY | 28PO80JB04**YY | |
| | | Polyolefin | 1000 | Delrin | 27PO80JB57**YY | DTPO80JB5717YY | 28PO80JB57**YY | |
| | | Polyolefin | 1000 | Prec. Rad. Ball | 27PO80JB60**YY | DTPO80JB6017YY | 28PO80JB60**YY | |
| | | Phenolic | 1250 | Roller | 27PH80JB04**YY | DTPH80JB0417YY | 28PH80JB04**YY | |
| | | Glass-filled Nylon | 1250 | Roller | 27MA80JB04**YY | DTMA80JB0417YY | 28MA80JB04**YY | |
| | | Glass-filled Nylon | 1250 | Prec. Rad. Ball | 27MA80JB60**YY | DTMA80JB6017YY | 28MA80JB60**YY | |
| | | Glass-filled Nylon | 1250 | Precision w/ Top Hats | 27MA80JB63**YY | DTMA80JB6317YY | 28MA80JB63**YY | |
| | | High-Temp Phenolic | 1250 | Roller | 27HT80JQ04**YY | -- | 28HT80JQ04**YY | |
| | | High-Temp Glass/Nylon | 1250 | Plain Bore | 27GN80JQ88**YY | -- | 28GN80JQ88**YY | |
| | | Poly-U/Glass-Nylon | 1250 | Roller | 27MU80J+04**YY | DTMU80J+0417YY | 28MU80J+04**YY | G, K |
| | | Poly-U/Glass-Nylon | 1250 | Prec. Rad. Ball | 27MU80J+60**YY | DTMU80J+6017YY | 28MU80J+60**YY | G, K |
| | Poly-U/Glass-Nylon | 1250 | Precision w/ Top Hats | 27MU80JG63**YY | DTMU80JG6317YY | 28MU80JG63**YY | | |
| | Donut Tread Poly-U/Aluminum | 1000 | Precision w/ Top Hats | 27UA80JN63**YY | DTUA80JN6317YY | 28UA80JN63**YY | | |
| 21/2 | | Semi-Pneumatic | 500 | Ball | 27SN80UC53**YY | -- | 28SN80UC53**YY | |



71/72 Series Economizer Casters

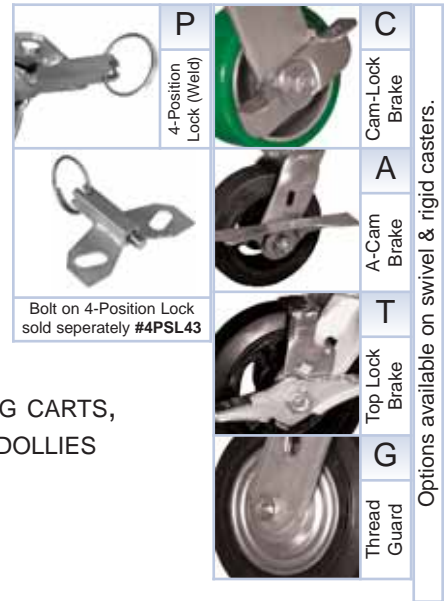
If your application does not require the quality & weight capacity of our standard 27/28 series of casters, our Economizer 71/72 series may meet your needs.

- ♦ Popular on trash containers & other price sensitive applications. (See page 100)

43/44 SERIES - MED/HEAVY DUTY COLD FORGED 1,500#

- ◆ LARGE DOUBLE BALL BEARING RACEWAY AND TOP PLATE HEAT TREATED FOR LONG WEAR AND ADDED STRENGTH
- ◆ ZINC PLATED
- ◆ 3/4" HEAT TREATED KINGPIN AND NUT
- ◆ TOP PLATE AND YOKE 1/4" COLD FORGED STEEL
- ◆ 1/2" DIAMETER ZERK AXLE WITH LOCK NUT
- ◆ HARDENED SPANNER BUSHING WITH HOLE AND GREASE GROOVE
- ◆ GREASE FITTING IN SWIVEL RACEWAY
- ◆ BRAKES AVAILABLE ON SWIVEL & RIGID CASTERS

OPTIONS



APPLICATIONS

- ◆ PLATFORM TRUCKS, MATERIAL HANDLING CARTS, A-FRAME CARTS & FREIGHT TERMINAL DOLLIES
- ◆ GROUND SUPPORT EQUIPMENT
- ◆ GANTRIES AND HOPPERS
- ◆ TRASH CONTAINERS



| Diameter | Overall Height | Swivel Radius |
|----------|--------------------------|---------------|
| 4 | 5-5/8 | 3-5/16 |
| 5 | 6-1/2 | 4 |
| 6 | 7-1/2 | 4-3/4 |
| 8 | 10-1/8 | 5-1/2 |
| 8 | 9-1/2 (Designated as 81) | 5-1/2 |
| 10 | 11-1/2 | 7 |

Plates

| Plate | Size | Bolt Pattern | Mounting Bolt Dia. |
|-------|---------------|-----------------------------------|--------------------|
| 19 | 4-1/2 x 6-1/4 | 2-7/16 x 4-15/16 to 3-3/8 x 5-1/4 | 1/2 |

| Wheel Diameter | Tread Width | Wheel Type | Load Cap. | Bearing | Swivel | Rigid | +Color |
|----------------|-------------|-----------------------------|-----------|-----------------------|----------------|----------------|---------------|
| 4 | 2 | Yoke Only | | | 43ZZ40JZ8319YY | 44ZZ40JZ8319YY | |
| | | Rubber/Steel | 350 | Roller | 43RS40JB0419YY | 44RS40JB0419YY | |
| | | Rubber/Aluminum | 400 | Roller | 43RA40JB0419YY | 44RA40JB0419YY | |
| | | Rubber/Polyolefin | 450 | Roller | 43TP40J+0419YY | 44TP40J+0419YY | A, T, X, Y, Z |
| | | Rubber/Polyolefin | 450 | Prec. Rad. Ball | 43TP40J+6019YY | 44TP40J+6019YY | A, T, X, Y, Z |
| | | Rubber/Polyolefin | 450 | Precision w/ Top Hats | 43TP40JT6319YY | 44TP40JT6319YY | |
| | | Poly-U/Polyolefin | 700 | Roller | 43PP40J+0419YY | 44PP40J+0419YY | K, M, U, W |
| | | Poly-U/Polyolefin | 700 | Prec. Rad. Ball | 43PP40J+6019YY | 44PP40J+6019YY | K, M, U, W |
| | | Poly-U/Polyolefin | 700 | Precision w/ Top Hats | 43PP40JM6319YY | 44PP40JM6319YY | |
| | | Polyurethane/Steel | 700 | Roller | 43PU40J+0419YY | 44PU40J+0419YY | G, V |
| | | Polyurethane/Steel | 700 | Prec. Rad. Ball | 43PU40JV6019YY | 44PU40JV6019YY | |
| | | Solid Polyurethane | 700 | Caged Roller | 43SU40JL0919YY | 44SU40JL0919YY | |
| | | Heavy Duty Solid Poly-U | 900 | Precision w/ Top Hats | 43HU40JI6319YY | 43HU40GI6319YY | |
| | | Poly-U/Aluminum | 700 | Roller | 43PA40J+0419YY | 44PA40J+0419YY | N, R |
| | | EZ Rolling Crowned PU/Steel | 700 | Roller | 43SW40JU0419YY | 44SW40JU0419YY | |
| | | Donut Tread Poly-U/Steel | 600 | Roller | 43RP40JK0419YY | 44RP40JK0419YY | |
| | | Semi Steel | 700 | Roller | 43SS40JS0419YY | 44SS40JS0419YY | |
| | | Heavy Duty Steel | 900 | Roller | 43HS40JS0419YY | 44HS40JS0419YY | |
| | | Ductile Steel | 1500 | Roller | 43DS40JR0419YY | 44DS40JR0419YY | |
| | | Ductile Steel | 1500 | Precision w/ Top Hats | 43DS40JR6319YY | 44DS40JR6319YY | |



| Wheel Diameter | Tread Width | Wheel Type | Load Cap. | Bearing | Swivel | Rigid | +Color |
|---------------------------------|-------------|---------------------------------|-----------|-----------------------|----------------|----------------|----------------|
| 4 (Cont.) | 2 | EZRolling Crowned Ductile Steel | 1500 | Roller | 43CD40JR0419YY | 44CD40JR0419YY | |
| | | V-Groove | 1000 | Roller | 43VG40JT0419YY | 44VG40JT0419YY | |
| | | Ductile V-Groove | 1500 | Roller | 43DV40JT0419YY | 44DV40JT0419YY | |
| | | Ductile V-Groove | 1500 | Precision w/ Top Hats | 43DV40JT6319YY | 44DV40JT6319YY | |
| | | Polyolefin | 450 | Roller | 43PO40JB0419YY | 44PO40JB0419YY | |
| | | Polyolefin | 450 | Prec. Rad. Ball | 43PO40JB6019YY | 44PO40JB6019YY | |
| | | Phenolic | 800 | Roller | 43PH40JB0419YY | 44PH40JB0419YY | |
| | | Glass-filled Nylon | 800 | Roller | 43MA40JB0419YY | 44MA40JB0419YY | |
| | | Glass-filled Nylon | 800 | Prec. Rad. Ball | 43MA40JB6019YY | 44MA40JB6019YY | |
| | | Glass-filled Nylon | 800 | Precision w/ Top Hats | 43MA40JB6319YY | 44MA40JB6319YY | |
| | | Poly-U/Glass-Nylon | 800 | Roller | 43MU40J+0419YY | 44MU40J+0419YY | G, K |
| | | Poly-U/Glass-Nylon | 800 | Prec. Rad. Ball | 43MU40J+6019YY | 44MU40J+6019YY | G, K |
| | | Poly-U/Glass-Nylon | 800 | Precision w/ Top Hats | 43MU40JG6319YY | 44MU40JG6319YY | |
| | | Glass-Nylon V-Groove | 800 | Roller | 43MV40JT0419YY | 44MV40JT0419YY | |
| | | 5 | 2 | Yoke Only | | | 43ZZ50JZ8319YY |
| Rubber/Steel | 400 | | | Roller | 43RS50JB0419YY | 44RS50JB0419YY | |
| Rubber/Aluminum | 500 | | | Roller | 43RA50JB0419YY | 44RA50JB0419YY | |
| Rubber/Polyolefin | 500 | | | Roller | 43TP50J+0419YY | 44TP50J+0419YY | A, T, X, Y, Z |
| Rubber/Polyolefin | 500 | | | Prec. Rad. Ball | 43TP50J+6019YY | 44TP50J+6019YY | A, T, X, Y, Z |
| Rubber/Polyolefin | 500 | | | Precision w/ Top Hats | 43TP50JT6319YY | 44TP50JT6319YY | |
| Poly-U/Polyolefin | 750 | | | Roller | 43PP50J+0419YY | 44PP50J+0419YY | K, M, U, W |
| Poly-U/Polyolefin | 750 | | | Prec. Rad. Ball | 43PP50J+6019YY | 44PP50J+6019YY | K, M, U, W |
| Poly-U/Polyolefin | 750 | | | Precision w/ Top Hats | 43PP50JM6319YY | 44PP50JM6319YY | |
| Polyurethane/Steel | 1200 | | | Roller | 43PU50J+0419YY | 44PU50J+0419YY | G, V |
| Polyurethane/Steel | 1200 | | | Precision w/ Top Hats | 43PU50JV6319YY | 44PU50JV6319YY | |
| Solid Polyurethane | 800 | | | Caged Roller | 43SU50JL0919YY | 44SU50JL0919YY | |
| Heavy Solid Polyurethane | 1000 | | | Precision w/ Top Hats | 43HU50JG6319YY | 44HU50JG6319YY | |
| Poly-U/Aluminum | 900 | | | Roller | 43PA50J+0419YY | 44PA50J+0419YY | N, R |
| EZ Rolling Crowned PU/Steel | 1200 | | | Roller | 43SW50JU0419YY | 44SW50JU0419YY | |
| Semi Steel | 1000 | | | Roller | 43SS50JS0419YY | 44SS50JS0419YY | |
| Heavy Duty Steel | 1000 | | | Roller | 43HS50JS0419YY | 44HS50JS0419YY | |
| Ductile Steel | 1500 | | | Roller | 43DS50JR0419YY | 44DS50JR0419YY | |
| Ductile Steel | 1500 | | | Precision w/ Top Hats | 43DS50JR6319YY | 44DS50JR6319YY | |
| EZRolling Crowned Ductile Steel | 1500 | | | Roller | 43CD50JR0419YY | 44CD50JR0419YY | |
| V-Groove | 1100 | | | Roller | 43VG50JT0419YY | 44VG50JT0419YY | |
| Polyolefin | 650 | | | Roller | 43PO50JB0419YY | 44PO50JB0419YY | |
| Polyolefin | 650 | | | Prec. Rad. Ball | 43PO50JB6019YY | 44PO50JB6019YY | |
| Phenolic | 1000 | | | Roller | 43PH40JB0419YY | 44PH40JB0419YY | |
| Nylon | 700 | | | Roller | 43NY50JE0419YY | 44NY50JE0419YY | |
| Nylon | 700 | | | Prec. Rad. Ball | 43NY50JE6019YY | 44NY50JE6019YY | |
| Glass-filled Nylon | 1000 | | | Roller | 43MA50JB0419YY | 44MA50JB0419YY | |
| Glass-filled Nylon | 1000 | | | Prec. Rad. Ball | 43MA50JB6019YY | 44MA50JB6019YY | |
| Glass-filled Nylon | 1000 | | | Precision w/ Top Hats | 43MA50JB6319YY | 44MA50JB6319YY | |
| Poly-U/Glass-Nylon | 1000 | | | Roller | 43MU50J+0419YY | 44MU50J+0419YY | G, K |
| Poly-U/Glass-Nylon | 1000 | | | Prec. Rad. Ball | 43MU50J+6019YY | 44MU50J+6019YY | G, K |
| Poly-U/Glass-Nylon | 1000 | | | Precision w/ Top Hats | 43MU50JG6319YY | 44MU50JG6319YY | |



43/44 SERIES - MED/HEAVY DUTY COLD FORGED

1,500#

| Wheel Diameter | Tread Width | Wheel Type | Load Cap. | Bearing | Swivel | Rigid | +Color | |
|--------------------|-------------|----------------------------------|--------------|-----------------------|----------------|----------------|----------------|--|
| 6 | 2 | Yoke Only | | | 43ZZ60JZ8319YY | 44ZZ60JZ8319YY | | |
| | | Rubber/Steel | 450 | Roller | 43RS60JB0419YY | 44RS60JB0419YY | | |
| | | Rubber/Aluminum | 500 | Roller | 43RA60JB0419YY | 44RA60JB0419YY | | |
| | | Balloon Cushion Rubber/Alum. | 350 | Ball | 43BC60J+5319YY | 44BC60J+5319YY | X, Z | |
| | | Balloon Cushion Rubber/Alum. | 350 | Roller | 43BC60JZ0419YY | 44BC60JZ0419YY | | |
| | | Balloon Cushion Rubber/Alum. | 350 | Precision w/ Top Hats | 43BC60J+6319YY | 43BC60J+6319YY | X, Z | |
| | | Rubber/Polyolefin | 500 | Roller | 43TP60J+0419YY | 44TP60J+0419YY | A, T, X, Y, Z | |
| | | Rubber/Polyolefin | 500 | Prec. Rad. Ball | 43TP60J+6019YY | 44TP60J+6019YY | A, T, X, Y, Z | |
| | | Rubber/Polyolefin | 500 | Precision w/ Top Hats | 43TP60JT6319YY | 44TP60JT6319YY | | |
| | | Poly-U/Polyolefin | 750 | Roller | 43PP60J+0419YY | 44PP60J+0419YY | K, M, U, W | |
| | | Poly-U/Polyolefin | 750 | Prec. Rad. Ball | 43PP60J+6019YY | 44PP60J+6019YY | K, M, U, W | |
| | | Poly-U/Polyolefin | 750 | Precision w/ Top Hats | 43PP60JM6319YY | 44PP60JM6319YY | | |
| | | Polyurethane/Steel | 1200 | Roller | 43PU60J+0419YY | 44PU60J+0419YY | G, V | |
| | | Polyurethane/Steel | 1200 | Precision w/ Top Hats | 43PU60JV6319YY | 44PU60JV6319YY | | |
| | | Donut Tread Poly-U | 900 | Roller | 43RP60JK0419YY | 44RP60JK0419YY | | |
| | | Solid Polyurethane | 900 | Caged Roller | 43SU60JL0919YY | 44SU60JL0919YY | | |
| | | Heavy Solid Polyurethane | 1000 | Precision w/ Top Hats | 43HU60JI6319YY | 44HU60JI6319YY | | |
| | | Poly-U/Aluminum | 900 | Roller | 43PA60J+0419YY | 44PA60J+0419YY | N, R | |
| | | EZ Rolling Crowned PU/Steel | 1200 | Roller | 43SW60JU0419YY | 44SW60JU0419YY | | |
| | | EZ Rolling Crowned PU/Steel | 1200 | Precision w/ Top Hats | 43SW60JU6319YY | 44SW60JU6319YY | | |
| | | Semi Steel | 1000 | Roller | 43SS60JS0419YY | 44SS60JS0419YY | | |
| | | Heavy Duty Steel | 1000 | Roller | 43HS60JS0419YY | 44HS60JS0419YY | | |
| | | Ductile Steel | 1500 | Roller | 43DS60JR0419YY | 44DS60JR0419YY | | |
| | | Ductile Steel | 1500 | Precision w/ Top Hats | 43DS60JR6319YY | 44DS60JR6319YY | | |
| | | EZ Rolling Crowned Ductile Steel | 1500 | Roller | 43CD60JR0419YY | 44CD60JR0419YY | | |
| | | V-Groove | 1100 | Roller | 43VG60JV0419YY | 44VG60JV0419YY | | |
| | | Ductile V-Groove | 1500 | Roller | 43DV60JV0419YY | 44DV60JV0419YY | | |
| | | Ductile V-Groove | 1500 | Precision w/ Top Hats | 43DV60JV6319YY | 44DV60JV6319YY | | |
| | | Polyolefin | 650 | Roller | 43PO60JB0419YY | 44PO60JB0419YY | | |
| | | Polyolefin | 650 | Prec. Rad. Ball | 43PO60JB6019YY | 44PO60JB6019YY | | |
| | | Phenolic | 1200 | Roller | 43PH60JB0419YY | 44PH60JB0419YY | | |
| | | Phenolic | 1200 | Plain Bore | 43PH60JB8819YY | 44PH60JB8819YY | | |
| | | High-Temp Phenolic | 1200 | Roller | 43HT60JQ0419YY | 44HT60JQ0419YY | | |
| | | High-Temp Glass/Nylon | 1200 | Plain Bore | 43GN60JQ8819YY | 44GN60JQ8819YY | | |
| | | Nylon | 800 | Roller | 43NY60JE0419YY | 44NY60JE0419YY | | |
| | | Nylon | 800 | Prec. Rad. Ball | 43NY60JE6019YY | 44NY60JE6019YY | | |
| | | Glass-filled Nylon | 1200 | Roller | 43MA60JB0419YY | 44MA60JB0419YY | | |
| | | Glass-filled Nylon | 1200 | Prec. Rad. Ball | 43MA60JB6019YY | 44MA60JB6019YY | | |
| | | Glass-filled Nylon | 1200 | Precision w/ Top Hats | 43MA60JB6319YY | 44MA60JB6319YY | | |
| | | Poly-U/Glass-Nylon | 1200 | Roller | 43MU60J+0419YY | 44MU60J+0419YY | G, K | |
| | | Poly-U/Glass-Nylon | 1200 | Prec. Rad. Ball | 43MU60J+6019YY | 44MU60J+6019YY | G, K | |
| | | Poly-U/Glass-Nylon | 1200 | Precision w/ Top Hats | 43MU60JG6319YY | 43MU60JG6319YY | | |
| | | Glass-Nylon V-Groove | 1200 | Roller | 43MV60JT0419YY | 44MV60JT0419YY | | |
| | | Glass-Nylon V-Groove | 1200 | Prec. Rad. Ball | 43MV60JT6019YY | 44MV60JT6019YY | | |
| | | Donut Tread Poly-U/Aluminum | 900 | Precision w/ Top Hats | 43UA60JN6319YY | 44UA60JN6319YY | | |
| | | 2-1/2 | Yoke Only | | | 43ZZ60KZ8319YY | 44ZZ60KZ8319YY | |
| | | | Rubber/Steel | 600 | Roller | 43RS60KB0619YY | 44RS60KB0619YY | |
| Polyurethane/Steel | 1500 | | Roller | 43PU60KV0619YY | 44UP60KV0619YY | | | |
| Semi Steel | 1500 | | Roller | 43SS60KS0619YY | 44SS60KS0619YY | | | |
| Phenolic | 1500 | | Roller | 43PH60KB0619YY | 44PH60KB0619YY | | | |

43/44 SERIES - MED/HEAVY DUTY COLD FORGED

1,500#

| Wheel Diameter | Tread Width | Wheel Type | Load Cap. | Bearing | Swivel | Rigid | +Color |
|----------------|-----------------------------|----------------------------------|-----------------------|-----------------------|----------------|----------------|---------------|
| 8 | 2 | Yoke Only | | | 43ZZ80JZ8319YY | 44ZZ80JZ8319YY | |
| | | Rubber/Steel | 500 | Roller | 43RS80JB0419YY | 44RS80JB0419YY | |
| | | Rubber/Aluminum | 600 | Roller | 43RA80JB0419YY | 44RA80JB0419YY | |
| | | Balloon Cushion Rubber/Alum. | 450 | Ball | 43BC80JZ5319YY | 44BC80JZ5319YY | |
| | | Balloon Cushion Rubber/Alum. | 450 | Roller | 43BC80J+0419YY | 44BC80J+0419YY | X, Z |
| | | Rubber/Polyolefin | 600 | Roller | 43TP80J+0419YY | 44TP80J+0419YY | A, T, X, Y, Z |
| | | Rubber/Polyolefin | 600 | Prec. Rad. Ball | 43TP80J+6019YY | 44YP80J+6019YY | A, T, X, Y, Z |
| | | Rubber/Polyolefin | 600 | Precision w/ Top Hats | 43TP80JT6319YY | 44TP80JT6319YY | |
| | | Poly-U/Polyolefin | 950 | Roller | 43PP80J+0419YY | 44PP80J+0419YY | K, M, U, W |
| | | Poly-U/Polyolefin | 950 | Prec. Rad. Ball | 43PP80J+6019YY | 44PP80J+6019YY | K, M, U, W |
| | | Poly-U/Polyolefin | 950 | Precision w/ Top Hats | 43PP80JM6319YY | 44PP80JM6319YY | |
| | | Polyurethane/Steel | 1400 | Roller | 43PU80J+0419YY | 44PU80J+0419YY | G, V |
| | | Polyurethane/Steel | 1400 | Precision w/ Top Hats | 43PU80JV6319YY | 44PU80JV6319YY | |
| | | Donut Tread Poly-U | 1200 | Precision w/ Top Hats | 43RP80JK6319YY | 44RP80JK6319YY | |
| | | Solid Polyurethane | 1000 | Caged Roller | 43SU80JL0919YY | 44SU80JL0919YY | |
| | | Heavy Solid Polyurethane | 1500 | Precision w/ Top Hats | 43HU80JI6319YY | 44HU80JI6319YY | |
| | | Poly-U/Aluminum | 1100 | Roller | 43PA80J+0419YY | 44PA80J+0419YY | N, R |
| | | EZ Rolling Crowned PU/Steel | 1400 | Roller | 43SW80JU0419YY | 44SW80JU0419YY | |
| | | Semi Steel | 1200 | Roller | 43SS80JS0419YY | 44SS80JS0419YY | |
| | | Heavy Duty Steel | 1400 | Roller | 43HS80JS0419YY | 44HS80JS0419YY | |
| | | Ductile Steel | 1500 | Roller | 43DS80JR0419YY | 44DS80JR0419YY | |
| | | Ductile Steel | 1500 | Precision w/ Top Hats | 43DS60JR6319YY | 44DS60JR6319YY | |
| | | EZ Rolling Crowned Ductile Steel | 1500 | Roller | 43CD80JR0419YY | 44CD80JR0419YY | |
| | | V-Groove | 1400 | Roller | 43VG80JT0419YY | 44VG80JT0419YY | |
| | | Polyolefin | 1000 | Roller | 43PO80JB0419YY | 44PO80JB0419YY | |
| | | Polyolefin | 1000 | Prec. Rad. Ball | 43PO80JB6019YY | 44PO80JB6019YY | |
| | | Phenolic | 1400 | Roller | 43PH80JB0419YY | 44PH80JB0419YY | |
| | | High-Temp Phenolic | 1400 | Roller | 43HT80JQ0419YY | 44HT80JQ0419YY | |
| | | High-Temp Glass/Nylon | 1400 | Plain Bore | 43GN80JQ8819YY | 44GN80JQ8819YY | |
| | | Nylon | 900 | Roller | 43NY80JE0419YY | 44NY80JE0419YY | |
| | | Nylon | 900 | Prec. Rad. Ball | 43NY80JE6019YY | 44NY80JE6019YY | |
| | | Glass-filled Nylon | 1400 | Roller | 43MA80JB0419YY | 44MA80JB0419YY | |
| | | Glass-filled Nylon | 1400 | Prec. Rad. Ball | 43MA80JB6019YY | 44MA80JB6019YY | |
| | Glass-filled Nylon | 1400 | Precision w/ Top Hats | 43MA80JB6319YY | 44MA80JB6319YY | | |
| | Poly-U/Glass-Nylon | 1400 | Roller | 43MU80J+0419YY | 44MU80J+0419YY | G, K | |
| | Poly-U/Glass-Nylon | 1400 | Prec. Rad. Ball | 43MU80J+6019YY | 44MU80J+6019YY | G, K | |
| | Poly-U/Glass-Nylon | 1400 | Precision w/ Top Hats | 43MU80JG6319YY | 44MU80JG6319YY | | |
| | Donut Tread Poly-U/Aluminum | 1000 | Precision w/ Top Hats | 43UA80JN6319YY | 44UA80JN6319YY | | |
| | 2-1/2 | Yoke Only | | | 43ZZ80KZ8319YY | 44ZZ80KZ8319YY | |
| | | Rubber/Steel | 800 | Roller | 43RS80KB0619YY | 44RS80KB0619YY | |
| | | Polyurethane/Steel | 1500 | Roller | 43PU80KV0619YY | 44PU80KV0619YY | |
| | | Semi Steel | 1500 | Roller | 43SS80KS0619YY | 44SS80KS0619YY | |
| Phenolic | | 1500 | Roller | 43PH80KB0619YY | 44PH80KB0619YY | | |
| Semi Pneumatic | | 500 | Ball | 43SN80UC5319YY | 44SN80UC5319YY | | |
| 10 | 2-1/2 | Yoke Only | | | 43ZZ10KZ8319YY | 44ZZ10KZ8319YY | |
| | | Rubber/Steel | 900 | Roller | 43RS10KB0619YY | 44RS10KB0619YY | |
| | | Polyurethane/Steel | 1500 | Roller | 43PU10KV0619YY | 44PU10KV0619YY | |
| | | Semi Steel | 1500 | Roller | 43SS10KS0619YY | 44SS10KS0619YY | |
| | | Poly-U/Polyolefin | 1500 | Roller | 43PP10KM0619YY | 44PP10KM0619YY | |
| | | Phenolic | 1500 | Roller | 43PH10KB0619YY | 44PH10KB0619YY | |

51/52 SERIES - HEAVY DUTY DROP FORGED 1,600#

OPTIONS

- ◆ HEAVY DUTY HOT FORGED 1045 STEEL TOP PLATE AND YOKE
- ◆ DEEPLY GROOVED DOUBLE BALL BEARING RACEWAY
- ◆ GROUND AND HARDENED SPANNER BUSHING WITH GREASE HOLE AND GROOVE
- ◆ ZINC PLATED
- ◆ 1/4" DOUBLE WELD LEGS
- ◆ 3/4" HEAT TREATED KINGPIN AND NUT
- ◆ 1/2" AXLE BOLT AND LOCK NUT
- ◆ BRAKES AVAILABLE ON SWIVEL & RIGID CASTERS



Options available on swivel & rigid casters.



Bolt on 4-Position Lock sold separately #4PSL51

| Wheel Diameter | Tread Width | Wheel Type | Load Cap. | Bearing | Swivel | Rigid | +Colors |
|----------------------|-------------|----------------------------------|----------------|-----------------------|----------------|----------------|---------------|
| 4 | 2 | Yoke Only | | | 51ZZ40JZ8319YY | 52ZZ40JZ8319YY | |
| | | Rubber/Steel | 350 | Roller | 51RS40JB0419YY | 52RS40JB0419YY | |
| | | Rubber/Aluminum | 400 | Roller | 51RA40JB0419YY | 52RA40JB0419YY | |
| | | Rubber/Polyolefin | 450 | Roller | 51TP40J+0419YY | 52TP40J+0419YY | A, T, X, Y, Z |
| | | Rubber/Polyolefin | 450 | Precision w/ Top Hats | 51TP40JT6319YY | 51TP40JT6319YY | |
| | | Poly-U/Polyolefin | 700 | Roller | 51PP40J+0419YY | 52PP40J+0419YY | K, M, U, W |
| | | Poly-U/Polyolefin | 700 | Precision w/ Top Hats | 51PP40JM6319YY | 52PP40JM6319YY | |
| | | Polyurethane/Steel | 700 | Roller | 51PU40J+0419YY | 52PU40J+0419YY | G, V |
| | | Polyurethane/Steel | 700 | Precision w/ Top Hats | 51PU40JV6319YY | 52PU40JV6319YY | |
| | | Solid Polyurethane | 700 | Caged Roller | 51SU40JL0919YY | 52SU40JL0919YY | |
| | | Heavy Duty Solid Poly-U | 900 | Precision w/ Top Hats | 51HU40JI6319YY | 52HU40JI6319YY | |
| | | Poly-U/Aluminum | 800 | Roller | 51PA40J+0419YY | 52PA40J+0419YY | N, R |
| | | EZ Rolling Crowned PU/Steel | 700 | Roller | 51SW40JU0419YY | 52SW40JU0419YY | |
| | | Donut Tread Poly-U/Steel | 600 | Roller | 51RP40JK0419YY | 52RP40JK0419YY | |
| | | Semi Steel | 700 | Roller | 51SS40JS0419YY | 52SS40JS0419YY | |
| | | Heavy Duty Steel | 900 | Roller | 51HS40JS0419YY | 52HS40JS0419YY | |
| | | Ductile Steel | 1500 | Roller | 51DS40JR0419YY | 52DS40JR0419YY | |
| | | Ductile Steel | 1500 | Precision w/ Top Hats | 51DS40JR6319YY | 52DS40JR6319YY | |
| | | EZ Rolling Crowned Ductile Steel | 1500 | Roller | 51CD40JR0419YY | 52CD40JR0419YY | |
| | | V-Groove | 1000 | Roller | 51VG40JT0419YY | 52VG40JT0419YY | |
| | | Ductile V-Groove | 1500 | Roller | 51DV40JT0419YY | 52DV40JT0419YY | |
| | | Ductile V-Groove | 1500 | Precision w/ Top Hats | 51DV40JT6319YY | 52DV40JT6319YY | |
| | | Polyolefin | 450 | Roller | 51PO40JB0419YY | 52PO40JB0419YY | |
| | | Polyolefin | 450 | Prec. Rad. Ball | 51PO40JB6019YY | 52PO40JB6019YY | |
| | | Phenolic | 800 | Roller | 51PH40JB0419YY | 52PH40JB0419YY | |
| | | Glass-Filled Nylon | 800 | Roller | 51MA40JB0419YY | 52MA40JB0419YY | |
| | | Glass-Filled Nylon | 800 | Prec. Rad. Ball | 51MA40JB6019YY | 52MA40JB6019YY | |
| | | Glass-Filled Nylon | 800 | Precision w/ Top Hats | 51MA40JB6319YY | 52MA40JB6319YY | |
| | | Poly-U/Glass-Nylon | 800 | Roller | 51MU40J+0419YY | 52MU40J+0419YY | G, K |
| | | Poly-U/Glass-Nylon | 800 | Prec. Rad. Ball | 51MU40J+6019YY | 52MU40J+6019YY | G, K |
| | | Poly-U/Glass-Nylon | 800 | Precision w/ Top Hats | 51MU40JG6319YY | 52MU40JG6319YY | |
| | | Glass-Nylon V-Groove | 800 | Roller | 51MV40JT0419YY | 52MV40JT0419YY | |
| Glass-Nylon V-Groove | 800 | Prec. Rad. Ball | 51MV40JT6019YY | 52MV40JT6019YY | | | |



51/52 SERIES - HEAVY DUTY DROP FORGED - 1,600#

| Diameter | Overall Height | Swivel Radius |
|----------|--------------------------|---------------|
| 4 | 5-5/8 | 3-7/16 |
| 5 | 6-1/2 | 4-5/16 |
| 6 | 7-1/2 | 5-1/4 |
| 8 | 10-1/8 | 6-1/4 |
| 8 | 9-1/2 (Designated as 81) | 6-1/4 |
| 10 | 11-1/2 | 7-1/4 |

| Plates | | | |
|--------|---------------|-----------------------------------|--------------------|
| Plate | Size | Bolt Pattern | Mounting Bolt Dia. |
| 19 | 4-1/2 x 6-1/4 | 2-7/16 x 4-15/16 to 3-3/8 x 5-1/4 | 1/2 |

| Wheel Diameter | Tread Width | Wheel Type | Load Cap. | Bearing | Swivel | Rigid | +Colors |
|--------------------|-------------|----------------------------------|----------------|-----------------------|----------------|----------------|---------------|
| 5 | 2 | Yoke Only | | | 51ZZ50JZ8319YY | 52ZZ50JZ8319YY | |
| | | Rubber/Steel | 400 | Roller | 51RS50JB0419YY | 52RS50JB0419YY | |
| | | Rubber/Aluminum | 500 | Roller | 51RA50JB0419YY | 52RA50JB0419YY | |
| | | Rubber/Polyolefin | 500 | Roller | 51TP50J+0419YY | 52TP50J+0419YY | A, T, X, Y, Z |
| | | Rubber/Polyolefin | 500 | Prec. Rad. Ball | 51TP50J+6019YY | 52TP50J+6019YY | A, T, X, Y, Z |
| | | Rubber/Polyolefin | 500 | Precision w/ Top Hats | 51TP50JT6319YY | 52TP50JT6319YY | |
| | | Poly-U/Polyolefin | 750 | Roller | 51PP50J+0419YY | 52PP50J+0419YY | K, M, U, W |
| | | Poly-U/Polyolefin | 750 | Prec. Rad. Ball | 51PP50J+6019YY | 52PP50J+6019YY | K, M, U, W |
| | | Poly-U/Polyolefin | 750 | Precision w/ Top Hats | 51PP50JM6319YY | 52PP50JM6319YY | |
| | | Polyurethane/Steel | 1200 | Roller | 51PU50J+0419YY | 52PU50J+0419YY | G, V |
| | | Polyurethane/Steel | 1200 | Precision w/ Top Hats | 51PU50JV6319YY | 52PU50JV6319YY | |
| | | Solid Polyurethane | 800 | Caged Roller | 51SU50JL0919YY | 52SU50JL0919YY | |
| | | Heavy Solid Polyurethane | 1000 | Precision w/ Top Hats | 51HU50JI6319YY | 52HU50JI6319YY | |
| | | Poly-U/Aluminum | 900 | Roller | 51PA50J+0419YY | 52PA50J+0419YY | N, R |
| | | EZ Rolling Crowned PU/Steel | 1000 | Roller | 51SW50JU0419YY | 52SW50JU0419YY | |
| | | Donut Tread Poly-U/Steel | 800 | Roller | 51RP50JK0419YY | 52RP50JK0419YY | |
| | | Semi Steel | 1000 | Roller | 51SS50JS0419YY | 52SS50JS0419YY | |
| | | Heavy Duty Steel | 1000 | Roller | 51HS50JS0419YY | 52HS50JS0419YY | |
| | | Ductile Steel | 1500 | Roller | 51DS50JR0419YY | 52DS50JR0419YY | |
| | | Ductile Steel | 1500 | Precision w/ Top Hats | 51DS50JR6319YY | 52DS50JR6319YY | |
| | | EZ Rolling Crowned Ductile Steel | 1500 | Roller | 51CD50JR0419YY | 52CD50JR0419YY | |
| | | V-Groove | 1100 | Roller | 51VG50JT0419YY | 52VG50JT0419YY | |
| | | Polyolefin | 650 | Roller | 51PO50JB0419YY | 52PO50JB0419YY | |
| | | Polyolefin | 650 | Prec. Rad. Ball | 51PO50JB6019YY | 52PO50JB6019YY | |
| | | Phenolic | 1000 | Roller | 51PH50JB0419YY | 52PH50JB0419YY | |
| | | Nylon | 700 | Roller | 51NY50JE0419YY | 52NY50JE0419YY | |
| | | Nylon | 700 | Prec. Rad. Ball | 51NY50JE6019YY | 52NY50JE6019YY | |
| | | Glass-Filled Nylon | 1000 | Roller | 51MA50JB0419YY | 52MA50JB0419YY | |
| Glass-Filled Nylon | 1000 | Prec. Rad. Ball | 51MA50JB6019YY | 52MA50JB6019YY | | | |
| Glass-Filled Nylon | 1000 | Precision w/ Top Hats | 51MA50JB6319YY | 52MA50JB6319YY | | | |
| Poly-U/Glass-Nylon | 1000 | Roller | 51MU50J+0419YY | 52MU50J+0419YY | G, K | | |
| Poly-U/Glass-Nylon | 1000 | Prec. Rad. Ball | 51MU50J+6019YY | 52MU50J+6019YY | G, K | | |
| Poly-U/Glass-Nylon | 1000 | Precision w/ Top Hats | 51MU50JG6319YY | 52MU50JG6319YY | | | |



51/52 SERIES - HEAVY DUTY DROP FORGED - 1,600#

| Wheel Diameter | Tread Width | Wheel Type | Load Cap. | Bearing | Swivel Part # | Rigid Part # | +Color | |
|----------------|-------------|----------------------------------|--------------------|-----------------------|----------------|----------------|----------------|--|
| 6 | 2 | Yoke Only | | | 51ZZ60JZ8319YY | 52ZZ60JZ8319YY | | |
| | | Rubber/Steel | 450 | Roller | 51RS60JB0419YY | 52RS60JB0419YY | | |
| | | Rubber/Aluminum | 550 | Roller | 51RA60JB0419YY | 52RA60JB0419YY | | |
| | | Balloon Cushion Rubber/Alum. | 350 | Roller | 51BC60JZ0419YY | 52BC60JZ0419YY | | |
| | | Balloon Cushion Rubber/Alum. | 350 | Precision w/ Top Hats | 51BC60J+6319YY | 52BC60J+6319YY | X, Z | |
| | | Rubber/Polyolefin | 550 | Roller | 51TP60J+0419YY | 52TP60J+0419YY | A, T, X, Y, Z | |
| | | Rubber/Polyolefin | 550 | Prec. Rad. Ball | 51TP60J+0419YY | 52TP60J+6019YY | A, T, X, Y, Z | |
| | | Rubber/Polyolefin | 550 | Precision w/ Top Hats | 51TP60JT6319YY | 52TP60JT6319YY | | |
| | | Poly-U/Polyolefin | 900 | Roller | 51PP60J+0419YY | 52PP60J+0419YY | K, M, U, W | |
| | | Poly-U/Polyolefin | 900 | Prec. Rad. Ball | 51PP60J+6019YY | 52PP60J+6019YY | K, M, U, W | |
| | | Poly-U/Polyolefin | 900 | Precision w/ Top Hats | 51PP60JM6319YY | 52PP60JM6319YY | | |
| | | Polyurethane/Steel | 1200 | Roller | 51PU60J+0419YY | 52PU60J+0419YY | G, V | |
| | | Polyurethane/Steel | 1200 | Precision w/ Top Hats | 51PU60JV6319YY | 52PU60JV6319YY | | |
| | | Donut Tread Poly-U | 1000 | Roller | 51RP60JK0419YY | 52RP60JK0419YY | | |
| | | Solid Polyurethane | 1200 | Caged Roller | 51SU60JL0919YY | 52SU60JL0919YY | | |
| | | Heavy Solid Polyurethane | 1200 | Precision w/ Top Hats | 51HU60JI6319YY | 52HU60JI6319YY | | |
| | | Poly-U/Aluminum | 1000 | Roller | 51PA60J+0419YY | 52PA60J+0419YY | N, R | |
| | | EZ Rolling Crowned PU/Steel | 1400 | Roller | 51SW60JU0419YY | 52SW60JU0419YY | | |
| | | EZ Rolling Crowned PU/Steel | 1400 | Precision w/ Top Hats | 51SW60JU6319YY | 52SW60JU6319YY | | |
| | | Semi Steel | 1200 | Roller | 51SS60JS0419YY | 52SS60JS0419YY | | |
| | | Heavy Duty Steel | 1400 | Roller | 51HS60JS0419YY | 52HS60JS0419YY | | |
| | | Ductile Steel | 1600 | Roller | 51DS60JR0419YY | 52DS60JR0419YY | | |
| | | Ductile Steel | 1600 | Precision w/ Top Hats | 51DS60JR6319YY | 52DS60JR6319YY | | |
| | | EZ Rolling Crowned Ductile Steel | 1600 | Roller | 51CD60JR0419YY | 52CD60JR0419YY | | |
| | | V-Groove | 1200 | Roller | 51VG60JT0419YY | 52VG60JT0419YY | | |
| | | Ductile V-Groove | 2000 | Roller | 51DV60JT0419YY | 52DV60JT0419YY | | |
| | | Ductile V-Groove | 2000 | Precision w/ Top Hats | 51DV60JT6319YY | 52DV60JT6319YY | | |
| | | Polyolefin | 750 | Roller | 51PO60JB0419YY | 52PO60JB0419YY | | |
| | | Polyolefin | 750 | Prec. Rad. Ball | 51PO60JB6019YY | 52PO60JB6019YY | | |
| | | Phenolic | 1200 | Roller | 51PH60JB0419YY | 52PH60JB0419YY | | |
| | | High-Temp Phenolic | 1200 | Roller | 51HT60JQ0419YY | 52HT60JQ0419YY | | |
| | | High-Temp Glass/Nylon | 1200 | Plain Bore | 51GN60JQ8819YY | 52GN60JQ8819YY | | |
| | | Nylon | 800 | Roller | 51NY60JE0419YY | 52NY60JE0419YY | | |
| | | Nylon | 800 | Prec. Rad. Ball | 51NY60JE6019YY | 52NY60JE6019YY | | |
| | | Glass-filled Nylon | 1200 | Roller | 51MA60JB0419YY | 52MA60JB0419YY | | |
| | | Glass-filled Nylon | 1200 | Prec. Rad. Ball | 51MA60JB6019YY | 52MA60JB6019YY | | |
| | | Glass-filled Nylon | 1200 | Precision w/ Top Hats | 51MA60JB6319YY | 52MA60JB6319YY | | |
| | | Poly-U/Glass-Nylon | 1200 | Roller | 51MU60J+0419YY | 52MU60J+0419YY | G, K | |
| | | Poly-U/Glass-Nylon | 1200 | Prec. Rad. Ball | 51MU60J+6019YY | 52MU60J+6019YY | G, K | |
| | | Poly-U/Glass-Nylon | 1200 | Precision w/ Top Hats | 51MU60JG6319YY | 52MU60JG6319YY | | |
| | | Glass-Nylon V-Groove | 1200 | Roller | 51MV60JT0419YY | 52MV60JT0419YY | | |
| | | Glass-Nylon V-Groove | 1200 | Prec. Rad. Ball | 51MV60JT6019YY | 52MV60JT6019YY | | |
| | | Donut Tread Poly-U/Aluminum | 900 | Precision w/ Top Hats | 51UA60JN6319YY | 52UA60JN6319YY | | |
| | | 2-1/2 | Yoke Only | | | 51ZZ60KZ8319YY | 52ZZ60KZ8319YY | |
| | | | Rubber/Steel | 600 | Roller | 51RS60KB0619YY | 52RS60KB0619YY | |
| | | | Polyurethane/Steel | 1600 | Roller | 51PU60KV0619YY | 52PU60KV0619YY | |
| | | | Semi Steel | 1600 | Roller | 51SS60KS0619YY | 52SS60KS0619YY | |
| Phenolic | 1600 | | Roller | 51PH60KB0619YY | 52PH60KB0619YY | | | |

51/52 SERIES - HEAVY DUTY DROP FORGED - 1,600#

| Wheel Diameter | Tread Width | Wheel Type | Load Cap. | Bearing | Swivel Part # | Rigid Part # | +Color | |
|----------------|-------------|----------------------------------|--------------------|-----------------------|----------------|----------------|----------------|--|
| 8 | 2 | Yoke Only | | | 51ZZ80JZ8319YY | 52ZZ80JZ8319YY | | |
| | | Rubber/Steel | 500 | Roller | 51RS80JB0419YY | 52RS80JB0419YY | | |
| | | Rubber/Aluminum | 600 | Roller | 51RA80JB0419YY | 52RA80JB0419YY | | |
| | | Balloon Cushion Rubber/Alum. | 450 | Roller | 51BC80J+0419YY | 52BC80J+0419YY | X, Z | |
| | | Balloon Cushion Rubber/Alum. | 450 | Ball | 51BC80JZ5319YY | 52BC80JZ5319YY | | |
| | | Rubber/Polyolefin | 600 | Roller | 51TP80J+0419YY | 52TP80J+0419YY | A, T, X, Y, Z | |
| | | Rubber/Polyolefin | 600 | Prec. Rad. Ball | 51TP80J+6019YY | 52TP80J+6019YY | A, T, X, Y, Z | |
| | | Rubber/Polyolefin | 600 | Precision w/ Top Hats | 51TP80JT6319YY | 52TP80JT6319YY | | |
| | | Poly-U/Polyolefin | 950 | Roller | 51PP80J+0419YY | 52PP80J+0419YY | K, M, U, W | |
| | | Poly-U/Polyolefin | 950 | Prec. Rad. Ball | 51PP80J+6019YY | 52PP80J+6019YY | K, M, U, W | |
| | | Poly-U/Polyolefin | 950 | Precision w/ Top Hats | 51PP80JM6319YY | 52PP80JM6319YY | | |
| | | Polyurethane/Steel | 1400 | Roller | 51PU80J+0419YY | 52PU80J+0419YY | G, V | |
| | | Polyurethane/Steel | 1400 | Prec. Rad. Ball | 51PU80JV6019YY | 52PU80JV6019YY | | |
| | | Donut Tread Poly-U | 1200 | Precision w/ Top Hats | 51RP80JK6319YY | 52RP80JK6319YY | | |
| | | Solid Polyurethane | 1000 | Caged Roller | 51SU80JL0919YY | 52SU80JL0919YY | | |
| | | Heavy Solid Polyurethane | 1400 | Precision w/ Top Hats | 51HU80JI6319YY | 52HU80JI6319YY | | |
| | | Poly-U/Aluminum | 1100 | Roller | 51PA80J+0419YY | 52PA80J+0419YY | N, R | |
| | | EZ Rolling Crowned PU/Steel | 1400 | Roller | 51SW80JU0419YY | 52SW80JU0419YY | | |
| | | Semi Steel | 1400 | Roller | 51SS80JS0419YY | 52SS80JS0419YY | | |
| | | Heavy Duty Steel | 1400 | Roller | 51HS80JS0419YY | 52HS80JS0419YY | | |
| | | Ductile Steel | 1600 | Roller | 51DS80JR0419YY | 52DS80JR0419YY | | |
| | | Ductile Steel | 1600 | Precision w/ Top Hats | 51DS80JR6319YY | 52DS80JR6319YY | | |
| | | EZ Rolling Crowned Ductile Steel | 1600 | Roller | 51CD80JR0419YY | 52CD80JR0419YY | | |
| | | V-Groove | 1400 | Roller | 51VG80JT0419YY | 52VG80JT0419YY | | |
| | | Polyolefin | 1000 | Roller | 51PO80JB0419YY | 52PO80JB0419YY | | |
| | | Polyolefin | 1000 | Prec. Rad. Ball | 51PO80JB6019YY | 52PO80JB6019YY | | |
| | | Phenolic | 1400 | Roller | 51PH80JB0419YY | 52PH80JB0419YY | | |
| | | High-Temp Phenolic | 1400 | Roller | 51HT80JQ0419YY | 52HT80JQ0419YY | | |
| | | High-Temp Glass/Nylon | 1400 | Plain Bore | 51GN80JQ8819YY | 52GN80JQ8819YY | | |
| | | Nylon | 900 | Roller | 51NY80JE0419YY | 52NY80JE0419YY | | |
| | | Nylon | 900 | Prec. Rad. Ball | 51NY80JE6019YY | 52NY80JE6019YY | | |
| | | Glass-filled Nylon | 1400 | Roller | 51MA80JB0419YY | 52MA80JB0419YY | | |
| | | Glass-filled Nylon | 1400 | Prec. Rad. Ball | 51MA80JB6019YY | 52MA80JB6019YY | | |
| | | Glass-filled Nylon | 1400 | Precision w/ Top Hats | 51MA80JB6319YY | 52MA80JB6319YY | | |
| | | Poly-U/Glass-Nylon | 1400 | Roller | 51MU80J+0419YY | 52MU80J+0419YY | G, K | |
| | | Poly-U/Glass-Nylon | 1400 | Prec. Rad. Ball | 51MU80J+6019YY | 52MU80J+6019YY | G, K | |
| | | Poly-U/Glass-Nylon | 1400 | Precision w/ Top Hats | 51MU80JG6319YY | 52MU80JG6319YY | | |
| | | Glass-Nylon V-Groove | 1400 | Roller | 51MV80JT0419YY | 52MV80JT0419YY | | |
| | | Glass-Nylon V-Groove | 1400 | Delrin | 51MV80JT1119YY | 52MV80JT1119YY | | |
| | | Donut Tread Poly-U/Aluminum | 1000 | Precision w/ Top Hats | 51UA80JN6319YY | 52UA80JN6319YY | | |
| | | 2-1/2 | Yoke Only | | | 51ZZ80KZ8319YY | 52ZZ80KZ8319YY | |
| | | | Rubber/Steel | 800 | Roller | 51RS80KB0619YY | 52RS80KB0619YY | |
| | | | Polyurethane/Steel | 1600 | Roller | 51PU80KV0619YY | 52PU80KV0619YY | |
| Semi Steel | 1600 | | Roller | 51SS80KS0619YY | 52SS80KS0619YY | | | |
| Phenolic | 1600 | | Roller | 51PH80KB0619YY | 52PH80KB0619YY | | | |
| Semi Pneumatic | 500 | | Ball | 51SN80UC5319YY | 52SN80UC5319YY | | | |
| 10 | 2-1/2 | Yoke Only | | | 51ZZ10KZ8319YY | 52ZZ80KZ8319YY | | |
| | | Rubber/Steel | 900 | Roller | 51RS10KB0619YY | 52RS80KB0619YY | | |
| | | Polyurethane/Steel | 1600 | Roller | 51PU10KV0619YY | 52PU10KV0619YY | | |
| | | Semi Steel | 1600 | Roller | 51SS10KS0619YY | 52SS10KS0619YY | | |
| | | Phenolic | 1600 | Roller | 51PH10KB0619YY | 52PH10KB0619YY | | |

81/82 SERIES - HEAVY DUTY COLD FORGED- 1,800#

- ◆ HEAVY DUTY COLD FORGED STEEL TOP PLATE AND YOKE BASE
- ◆ LARGE DIAMETER DOUBLE BALL BEARING RACEWAY
- ◆ RACEWAY AND TOP PLATE HEAT TREATED FOR LONG WEAR AND ADDED STRENGTH
- ◆ ZINC PLATED
- ◆ 3/8" DOUBLE WELD LEGS
- ◆ 3/4" HEAT TREATED KINGPIN AND NUT
- ◆ 3/4" AXLE BOLT AND LOCK NUT
- ◆ GROUND AND HARDENED SPANNER BUSHING WITH GREASE HOLE AND GROOVE
- ◆ GREASE FITTING IN YOKE BASE

APPLICATIONS

- ◆ HEAVY DUTY PLATFORM TRUCKS
- ◆ WELDING TABLES
- ◆ TRASH CONTAINERS
- ◆ PARTS BINS
- ◆ HEAVY DUTY PRODUCTION FIXTURES
- ◆ STEEL HANDLING CARTS



| Diameter | Overall Height | Swivel Radius |
|----------|----------------|---------------|
| 5 | 6-1/2 | 4-3/4 |
| 6 | 7-1/2 | 5-1/4 |
| 8 | 10-1/8 | 6-1/4 |
| 10 | 11-1/2 | 7-1/4 |

Plates

| Plate | Size | Bolt Pattern | Mounting Bolt Dia. |
|-------|---------------|-----------------------------------|--------------------|
| 19 | 4-1/2 x 6-1/4 | 2-7/16 x 4-15/16 to 3-3/8 x 5-1/4 | 1/2 |


OPTIONS



81/82 SERIES - HEAVY DUTY COLD FORGED - 1,800#

| Wheel Diameter | Tread Width | Wheel Type | Load Cap. | Bearing | Swivel | Rigid | +Color |
|----------------|-------------|----------------------------------|----------------|-----------------------|----------------|----------------|--------|
| 5 | 2-1/2 | Yoke Only | | | 81ZZ50KZ8819YY | 82ZZ50KZ8819YY | |
| | | Polyurethane/Steel | 1300 | Roller | 81PU50KG2319YY | 82PU50KG2319YY | |
| | | Ductile Steel | 1800 | Roller | 81DS50KR2319YY | 82DS50KR2319YY | |
| 6 | 2-1/2 | Yoke Only | | | 81ZZ60KZ8819YY | 82ZZ60KZ8819YY | |
| | | Rubber/Steel | 700 | Roller | 81RS60KB2319YY | 82RS60KB2319YY | |
| | | Rubber/Steel | 700 | Tapered | 81RS60KB7019YY | 82RS60KB7019YY | |
| | | Rubber/Polyolefin | 700 | Roller | 81TP60K+2319YY | 82TP60K+2319YY | A, I |
| | | Poly-U/Polyolefin | 1000 | Roller | 81PP60KM2319YY | 82PP60KM2319YY | |
| | | Polyurethane/Steel | 1600 | Roller | 81PU60K+2319YY | 82PU60K+2319YY | G, V |
| | | EZ Rolling Crowned PU/Steel | 1600 | Roller | 81SW60KU2319YY | 82SW60KU2319YY | |
| | | EZ Rolling Crowned PU/Steel | 1600 | Tapered | 81SW60KU7019YY | 82SW60KU7019YY | |
| | | Heavy Duty Solid | 1800 | Precision w/ Top Hats | 81HU60KI6519YY | 82HU60KI6519YY | |
| | | Semi Steel | 1800 | Roller | 81SS60KS2319YY | 82SS60KS2319YY | |
| | | Ductile Steel | 1800 | Roller | 81DS60KR2319YY | 82DS60KR2319YY | |
| | | Ductile Steel | 1800 | Tapered | 81DS60KR7019YY | 82DS60KR7019YY | |
| | | EZ Rolling Crowned Ductile Steel | 1800 | Roller | 81CD60KR2319YY | 82CD60KR2319YY | |
| | | EZ Rolling Crowned Ductile Steel | 1800 | Tapered | 81CD60KR7019YY | 82CD60KR7019YY | |
| | | V-Groove | 1800 | Roller | 81VG60KT2319YY | 82VG60KT2319YY | |
| | | Ductile V-Groove | 1800 | Roller | 81DV60KT2319YY | 82DV60KT2319YY | |
| | | Ductile V-Groove | 1800 | Tapered | 81DV60KT7019YY | 82DV60KT7019YY | |
| Phenolic | 1600 | Roller | 81PH60KB2319YY | 82PH60KB2319YY | | | |
| 8 | 2-1/2 | Yoke Only | | | 81ZZ80KZ8819YY | 82ZZ80KZ8819YY | |
| | | Rubber/Steel | 850 | Roller | 81RS80KB2319YY | 82RS80KB2319YY | |
| | | Rubber/Steel | 820 | Tapered | 81RS80KB7019YY | 82RS80KB7019YY | |
| | | Rubber/Polyolefin | 750 | Roller | 81TP80K+2319YY | 82TP80K+2319YY | A, I |
| | | Polyurethane/Steel | 1800 | Roller | 81PU80K+2319YY | 82PU80K+2319YY | G, V |
| | | EZ Rolling Crowned PU/Steel | 1800 | Roller | 81SW80KU2319YY | 82SW80KU2319YY | |
| | | EZ Rolling Crowned PU/Steel | 1800 | Tapered | 81SW80KU7019YY | 82SW80KU7019YY | |
| | | Heavy Duty Solid Poly-U | 1800 | Precision w/ Top Hats | 81HU80KI6519YY | 82HU80KI6519YY | |
| | | Semi Steel | 1800 | Roller | 81SS80KS2319YY | 82SS80KS2319YY | |
| | | Ductile Steel | 1800 | Roller | 81DS80KR2319YY | 82DS80KR2319YY | |
| | | Ductile Steel | 1800 | Tapered | 81DS80KR7019YY | 82DS80KR7019YY | |
| | | EZ Rolling Crowned Ductile Steel | 1800 | Roller | 81CD80KR2319YY | 82CD80KR2319YY | |
| | | EZ Rolling Crowned Ductile Steel | 1800 | Tapered | 81CD80KR7019YY | 82CD80KR7019YY | |
| | | Poly-U/Polyolefin | 1300 | Roller | 81PP80KM2319YY | 82PP80KM2319YY | |
| | | V-Groove | 1800 | Roller | 81VG80KT2319YY | 82VG80KT2319YY | |
| | | Ductile V-Groove | 1800 | Roller | 81DV80KT2319YY | 82DV80KT2319YY | |
| | | Ductile V-Groove | 1800 | Tapered | 81DV80KT7019YY | 82DV80KT7019YY | |
| Phenolic | 1800 | Roller | 81PH80KB2319YY | 82PH80KB2319YY | | | |
| 10 | 2-1/2 | Yoke Only | 900 | | 81ZZ10KZ8819YY | 82ZZ10KZ8819YY | |
| | | Rubber/Steel | 900 | Roller | 81RS10KB2319YY | 82RS10KB2319YY | |
| | | Rubber/Steel | 1800 | Tapered | 81RS10KB7019YY | 82RS10KB7019YY | |
| | | Rubber/Polyolefin | 1000 | Roller | 81TP10K+2319YY | 82TP10K+2319YY | A, I |
| | | Polyurethane/Steel | 1800 | Roller | 81PU10K+2319YY | 82PU10K+2319YY | G, V |
| | | EZ Rolling Crowned PU/Steel | 1800 | Roller | 81SW10KU2319YY | 82SW10KU2319YY | |
| | | EZ Rolling Crowned PU/Steel | 1800 | Tapered | 81SW10KU7019YY | 82SW10KU7019YY | |
| | | Semi Steel | 1800 | Roller | 81SS10KS2319YY | 82SS10KS2319YY | |
| | | Ductile Steel | 1800 | Roller | 81DS10KR2319YY | 82DS10KR2319YY | |
| | | Ductile Steel | 1800 | Tapered | 81DS10KR7019YY | 82DS10KR7019YY | |
| | | Poly-U/Polyolefin | 1500 | Roller | 81PP10KM2319YY | 82PP10KM2319YY | |
| | | Phenolic | 1800 | Roller | 81PH10KB2319YY | 82PH10KB2319YY | |

| | |
|-------------------|------------|
| Rubber/Polyolefin | Poly/Poly |
| Flat Tread | Flat Tread |
| A | I |
| M | |



53/54 SERIES - HEAVY DUTY DROP FORGED - 2,000#

- ◆ HEAVY DUTY HOT FORGED 1045 STEEL TOP PLATE AND YOKE
- ◆ DEEPLY GROOVED DOUBLE BALL BEARING RACEWAY
- ◆ ZINC PLATED
- ◆ 3/8" DOUBLE WELD LEGS
- ◆ 3/4" HEAT TREATED KINGPIN AND NUT
- ◆ 3/4" AXLE BOLT AND LOCK NUT
- ◆ GROUND AND HARDENED SPANNER BUSHING WITH GREASE HOLE AND GROOVE
- ◆ GREASE FITTING IN YOKE BASE

APPLICATIONS

- ◆ PLATFORM TRUCKS AND TRANSPORT DOLLIES
- ◆ PARTS BINS, STORAGE RACKS, & TEXTILE CARTS
- ◆ CONVEYOR SYSTEMS
- ◆ WAREHOUSING & FREIGHT TERMINAL DOLLIES
- ◆ GROUND SUPPORT EQUIPMENT



OPTIONS



| Diameter | Overall Height | Swivel Radius |
|----------|----------------|---------------|
| 5 | 6-1/2 | 4-1/4 |
| 6 | 7-1/2 | 4-1/2 |
| 8 | 10-1/8 | 6-1/4 |
| 10 | 11-1/2 | 7-1/2 |
| 12 | 13-1/2 | 9 |

| Plates | | | |
|--------|---------------|-----------------------------------|--------------------|
| Plate | Size | Bolt Pattern | Mounting Bolt Dia. |
| 19 | 4-1/2 x 6-1/4 | 2-7/16 x 4-15/16 to 3-3/8 x 5-1/4 | 1/2 |


| Wheel Diameter | Tread Width | Wheel Type | Load Cap. | Bearing | Swivel | Rigid | +Color |
|------------------|-------------|----------------------------------|----------------|----------------|----------------|----------------|--------|
| 5 | 2-1/2 | Yoke Only | | | 53ZZ50KZ8819YY | 54ZZ50KZ8819YY | |
| | | Polyurethane/Steel | 1300 | Roller | 53PU50KG2319YY | 54PU50KG2319YY | |
| | | Ductile Steel | 2000 | Roller | 53DS50KR2319YY | 54DS50KR2319YY | |
| 6 | 2-1/2 | Yoke Only | | | 53ZZ60KZ8819YY | 54ZZ60KZ8819YY | |
| | | Rubber/Steel | 700 | Roller | 53RS60KB2319YY | 54RS60KB2319YY | |
| | | Rubber/Steel | 700 | Tapered | 53RS60KB7019YY | 54RS60KB7019YY | |
| | | Rubber/Polyolefin | 700 | Roller | 53TP60K+2319YY | 54TP60K+2319YY | A, I |
| | | Poly-U/Polyolefin | 700 | Roller | 53PP60KM2319YY | 54PP60KM2319YY | |
| | | Polyurethane/Steel | 1600 | Roller | 53PU60K+2319YY | 54PU60K+2319YY | G, V |
| | | EZ Rolling Crowned PU/Steel | 1600 | Roller | 53SW60KU2319YY | 54SW60KU2319YY | |
| | | EZ Rolling Crowned PU/Steel | 1600 | Tapered | 53SW60KU7019YY | 54SW60KU7019YY | |
| | | Heavy Duty Solid Poly-U | 2000 | Precision | 53HU60JI6519YY | 54HU60JI6519YY | |
| | | Semi Steel | 1800 | Roller | 53SS60KS2319YY | 54SS60KS2319YY | |
| | | Ductile Steel | 2000 | Roller | 53DS60KR2319YY | 54DS60KR2319YY | |
| | | Ductile Steel | 2000 | Tapered | 53DS60KR7019YY | 54DS60KR7019YY | |
| | | EZ Rolling Crowned Ductile Steel | 2000 | Roller | 53CD60KR2319YY | 54CD60KR2319YY | |
| | | EZ Rolling Crowned Ductile Steel | 2000 | Tapered | 53CD60KR7019YY | 54CD60KR7019YY | |
| | | V-Groove | 2000 | Roller | 53VG60KT2319YY | 54VG60KT2319YY | |
| Ductile V-Groove | 2000 | Roller | 53DV60KT2319YY | 54DV60KT2319YY | | | |
| Ductile V-Groove | 2000 | Tapered | 53DV60KT7019YY | 54DV60KT7019YY | | | |
| Phenolic | 1600 | Roller | 53PH60KB2319YY | 54PH60KB2319YY | | | |



53/54 SERIES - HEAVY DUTY DROP FORGED - 2,000#

| Wheel Diameter | Tread Width | Wheel Type | Load Cap. | Bearing | Swivel | Rigid | +Color | |
|---------------------------------|-------------|---------------------------------|-----------------------------|-----------------------|-----------------------|----------------|----------------|----------------|
| 6 (Cont.) | 2-1/2* | Yoke Only* | | | 53ZZ60LZ8819YY | 54ZZ60LZ8819YY | | |
| | | Rubber/Steel | 700 | Tapered | 53RS60QB7019YY | 54RS60QB7019YY | | |
| | | Polyurethane/Steel | 1600 | Roller | 53PU60Q+2419YY | 54PU60Q+2419YY | G, V | |
| | | EZ Rolling Crowned PU/Steel | 1600 | Roller | 53SW60QU2419YY | 54SW60QU2419YY | | |
| | | EZ Rolling Crowned PU/Steel | 1600 | Tapered | 53SW60QU7019YY | 54SW60QU7019YY | | |
| | | Semi Steel | 1800 | Roller | 53SS60QS2419YY | 54SS60QS2419YY | | |
| | | Ductile Steel | 2000 | Roller | 53DS60QR2419YY | 54DS60QR2419YY | | |
| | | Ductile Steel | 2000 | Tapered | 53DS60QR7019YY | 54DS60QR7019YY | | |
| | | EZRolling Crowned Ductile Steel | 2000 | Roller | 53CD60QR2419YY | 54CD60QR2419YY | | |
| | | V-Groove | 2000 | Roller | 53VG60QT2419YY | 54VG60QT2419YY | | |
| | | Ductile V-Groove | 2000 | Roller | 53DV60QT2419YY | 54DV60QT2419YY | | |
| | | Phenolic | 1600 | Roller | 53PH60QB2419YY | 54PH60QB2419YY | | |
| | 3 | 3 | Yoke Only | | | 53ZZ60LZ8819YY | 54ZZ60LZ8819YY | |
| | | | Rubber/Steel | 750 | Roller | 53RS60LB2419YY | 54RS60LB2419YY | |
| | | | Rubber/Steel | 750 | Tapered | 53RS60LB7019YY | 54RS60LB7019YY | |
| | | | Rubber/Polyolefin | 800 | Roller | 53TP60LI2419YY | 54TP60LI2419YY | |
| | | | Poly-U/Polyolefin | 800 | Roller | 53PP60LM2419YY | 54PP60LM2419YY | |
| | | | Polyurethane/Steel | 2000 | Roller | 53PU60L+2419YY | 54PU60L+2419YY | G, V |
| | | | Polyurethane/Steel | 2000 | Precision w/ Top Hats | 53PU60LG6519YY | 54PU60LG6519YY | |
| | | | EZ Rolling Crowned PU/Steel | 2000 | Roller | 53SW60LU2419YY | 54SW60LU2419YY | |
| | | | EZ Rolling Crowned PU/Steel | 2000 | Tapered | 53SW60LU7019YY | 54SW60LU7019YY | |
| | | | Heavy Duty PU/Steel | 2000 | Roller | 53EX60LG2419YY | 54EX60LG2419YY | |
| | | | Heavy Duty PU/Steel | 2000 | Tapered | 53EX60LG7019YY | 54EX60LG7019YY | |
| | | | Heavy Duty PU/Steel | 2000 | Precision w/ Top Hats | 53EX60LG6519YY | 54EX60LG6519YY | |
| | | Semi Steel | 2000 | Roller | 53SS60LS2419YY | 54SS60LS2419YY | | |
| | | Ductile Steel | 2000 | Roller | 53DS60LR2419YY | 54DS60LR2419YY | | |
| | | Ductile Steel | 2000 | Tapered | 53DS60LR7019YY | 54DS60LR7019YY | | |
| | | Ductile Steel | 2000 | Precision w/ Top Hats | 53DS60LR6519YY | 54DS60LR6519YY | | |
| | | EZRolling Crowned Ductile Steel | 2000 | Roller | 53CD60LR2419YY | 54CD60LR2419YY | | |
| | | EZRolling Crowned Ductile Steel | 2000 | Tapered | 53CD60LR7019YY | 54CD60LR7019YY | | |
| | | V-Groove | 2000 | Roller | 53VG60L+2419YY | 54VG60L+2419YY | T, W | |
| | | Ductile V-Groove | 2000 | Roller | 53DV60L+2419YY | 54DV60L+2419YY | T, W | |
| | | Ductile V-Groove | 2000 | Tapered | 53DV60L+7019YY | 54DV60L+7019YY | T, W | |
| | | Ductile V-Groove | 2000 | Precision w/ Top Hats | 53DV60L+6319YY | 54DV60L+6319YY | T, W | |
| | | Phenolic | 2000 | Roller | 53PH60LB2419YY | 54PH60LB2419YY | | |
| | | 8 | 2-1/2 | Yoke Only | | | 53ZZ80KZ8819YY | 54ZZ80KZ8819YY |
| Rubber/Steel | 850 | | | Roller | 53RS80KB2319YY | 54RS80KB2319YY | | |
| Rubber/Steel | 850 | | | Tapered | 53RS80KB7019YY | 54RS80KB7019YY | | |
| Rubber/Polyolefin | 750 | | | Roller | 53TP80K+2319YY | 54TP80K+2319YY | A, Y | |
| Poly-U/Polyolefin | 750 | | | Roller | 53PP80KM2319YY | 54PP80KM2319YY | | |
| Polyurethane/Steel | 2000 | | | Roller | 53PU80K+2319YY | 54PU80K+2319YY | G, V | |
| EZ Rolling Crowned PU/Steel | 2000 | | | Roller | 53SW80KU2319YY | 54SW80KU2319YY | | |
| EZ Rolling Crowned PU/Steel | 2000 | | | Tapered | 53SW80KU7019YY | 54SW80KU7019YY | | |
| Heavy Duty Solid Poly-U | 2000 | | | Precision | 53HU80KI6519YY | 54HU80KI6519YY | | |
| Semi Steel | 1900 | | | Roller | 53SS80KS2319YY | 54SS80KS2319YY | | |
| Ductile Steel | 2000 | | | Roller | 53DS80KR2319YY | 54DS80KR2319YY | | |
| Ductile Steel | 2000 | | | Tapered | 53DS80KR7019YY | 54DS80KR7019YY | | |
| EZRolling Crowned Ductile Steel | 2000 | | | Roller | 53CD80KR2319YY | 54CD80KR2319YY | | |
| EZRolling Crowned Ductile Steel | 2000 | | | Tapered | 53CD80KR7019YY | 54CD80KR7019YY | | |
| V-Groove | 2000 | | | Roller | 53VG80KT2319YY | 54VG80KT2319YY | | |
| Ductile V-Groove | 2000 | | | Roller | 53DV80KT2319YY | 54DV80KT2319YY | | |
| Ductile V-Groove | 2000 | | | Tapered | 53DV80KT7019YY | 54DV80KT7019YY | | |
| Phenolic | 2000 | | | Roller | 53PH80KB2319YY | 54PH80KB2319YY | | |

*3-1/4 Hub Length



53/54 SERIES - HEAVY DUTY DROP FORGED - 2,000#

| Wheel Diameter | Tread Width | Wheel Type | Load Cap. | Bearing | Swivel | Rigid | +Color | |
|-----------------------------|-------------|----------------------------------|-----------------------------|-----------------------|-----------------------|----------------|----------------|------|
| 8 (Cont.) | 2-1/2* | Yoke Only* | | | 53ZZ80LZ8819YY | 54ZZ80LZ8819YY | | |
| | | Rubber/Steel | 700 | Roller | 53RS80QB2419YY | 54RS80QB2419YY | | |
| | | Polyurethane/Steel | 1600 | Roller | 53PU80Q+2419YY | 54PU80Q+2419YY | G, V | |
| | | EZ Rolling Crowned PU/Steel | 1600 | Roller | 53SW80QU2419YY | 54SW80QU2419YY | | |
| | | EZ Rolling Crowned PU/Steel | 1600 | Tapered | 53SW80QU7019YY | 54SW80QU7019YY | | |
| | | Semi Steel | 1800 | Roller | 53SS80QS2419YY | 54SS80QS2419YY | | |
| | | Ductile Steel | 2000 | Roller | 53DS80QR2419YY | 54DS80QR2419YY | | |
| | | Ductile Steel | 2000 | Tapered | 53DS80QR7019YY | 54DS80QR7019YY | | |
| | | EZ Rolling Crowned Ductile Steel | 2000 | Roller | 53CD80QR2419YY | 54CD80QR2419YY | | |
| | | V-Groove | 2000 | Roller | 53VG80QT2419YY | 54VG80QT2419YY | | |
| | | Ductile V-Groove | 2000 | Roller | 53DV80QT2419YY | 54DV80QT2419YY | | |
| | | Ductile V-Groove | 2000 | Tapered | 53DV80QT7019YY | 54DV80QT7019YY | | |
| | Phenolic | 1600 | Roller | 53PH80QB2419YY | 54PH80QB2419YY | | | |
| | 3 | 3 | Yoke Only | | | 53ZZ80LZ8819YY | 54ZZ80LZ8819YY | |
| | | | Rubber/Steel | 750 | Roller | 53RS80LB2419YY | 54RS80LB2419YY | |
| | | | Rubber/Steel | 750 | Tapered | 53RS80LB7019YY | 54RS80LB7019YY | |
| | | | Rubber/Polyolefin | 850 | Roller | 53TP80L+2419YY | 54TP80L+2419YY | A, I |
| | | | Rubber/Polyolefin | 850 | Prec. Rad. Ball | 53TP80L+6919YY | 54TP80L+6919YY | A, I |
| | | | Poly-U/Polyolefin | 1200 | Roller | 53PP80LM2419YY | 54PP80LM2419YY | |
| | | | Poly-U/Polyolefin | 1200 | Prec. Rad. Ball | 53PP80LM6919YY | 54PP80LM6919YY | |
| | | | Polyurethane/Steel | 2000 | Roller | 53PU80L+2419YY | 54PU80L+2419YY | G, V |
| | | | Polyurethane/Steel | 2000 | Precision w/ Top Hats | 53PU80LG6519YY | 54PU80LG6519YY | |
| | | | EZ Rolling Crowned PU/Steel | 2000 | Roller | 53SW80LU2419YY | 54SW80LU2419YY | |
| | | | EZ Rolling Crowned PU/Steel | 2000 | Tapered | 53SW80LU7019YY | 54SW80LU7019YY | |
| | | | Heavy Duty PU/Steel | 2000 | Roller | 53EX80LG2419YY | 54EX80LG2419YY | |
| | | Heavy Duty PU/Steel | 2000 | Tapered | 53EX80LG7019YY | 54EX80LG7019YY | | |
| | | Heavy Duty PU/Steel | 2000 | Precision w/ Top Hats | 53EX80LG6519YY | 54EX80LG6519YY | | |
| | | Semi Steel | 2000 | Roller | 53SS80LS2419YY | 54SS80LS2419YY | | |
| | | Ductile Steel | 2000 | Roller | 53DS80LR2419YY | 54DS80LR2419YY | | |
| | | Ductile Steel | 2000 | Tapered | 53DS80LR7019YY | 54DS80LR7019YY | | |
| | | Ductile Steel | 2000 | Precision w/ Top Hats | 53DS80LR6519YY | 54DS80LR6519YY | | |
| | | EZ Rolling Crowned Ductile Steel | 2000 | Roller | 53CD80LR2419YY | 54CD80LR2419YY | | |
| | | EZ Rolling Crowned Ductile Steel | 2000 | Tapered | 53CD80LR7019YY | 54CD80LR7019YY | | |
| | | V-Groove | 2000 | Roller | 53VG80L+2419YY | 54VG80L+2419YY | T, W | |
| | | Ductile V-Groove | 2000 | Roller | 53DV80L+2419YY | 54DV80L+2419YY | T, W | |
| | | Ductile V-Groove | 2000 | Tapered | 53DV80L+7019YY | 54DV80L+7019YY | T, W | |
| | | Phenolic | 2000 | Roller | 53PH80LB2419YY | 54PH80LB2419YY | | |
| | 10 | 2-1/2 | Yoke Only | | | 53ZZ10KZ8819YY | 54ZZ10KZ8819YY | |
| | | | Rubber/Steel | 950 | Roller | 53RS10KB2319YY | 54RS10KB2319YY | |
| | | | Rubber/Polyolefin | 1000 | Roller | 53TP10K+2319YY | 54TP10K+2319YY | A, Y |
| | | | Poly-U/Polyolefin | 1200 | Roller | 53PP10KM2319YY | 54PP10KM2319YY | |
| | | | Polyurethane/Steel | 2000 | Roller | 53PU10K+2319YY | 54PU10K+2319YY | G, V |
| EZ Rolling Crowned PU/Steel | | | 2000 | Roller | 53SW10KU2319YY | 54SW10KU2319YY | | |
| Semi Steel | | | 2000 | Roller | 53SS10KS2319YY | 54SS10KS2319YY | | |
| Phenolic | | | 2000 | Roller | 53PH10KB2319YY | 54PH10KB2319YY | | |
| 2-1/2* | | Yoke Only* | | | 53ZZ10LZ8819YY | 54ZZ10LZ8819YY | | |
| | | Rubber/Steel | 950 | Roller | 53RS10QB2419YY | 54RS10QB2419YY | | |
| | | Rubber/Steel | 950 | Tapered | 53RS10QB7019YY | 54RS10QB7019YY | | |
| | | Polyurethane/Steel | 2000 | Roller | 53PU10Q+2419YY | 54PU10Q+2419YY | G, V | |
| | | EZ Rolling Crowned PU/Steel | 2000 | Roller | 53SW10QU2419YY | 54SW10QU2419YY | | |
| | | EZ Rolling Crowned PU/Steel | 2000 | Tapered | 53SW10QU7019YY | 54SW10QU7019YY | | |
| | | Semi Steel | 2000 | Roller | 53SS10QS2419YY | 54SS10QS2419YY | | |
| | | Phenolic | 2000 | Roller | 53PH10QB2419YY | 54PH10QB2419YY | | |
| | | Semi Pneumatic | 550 | Ball | 53SN10UC5319YY | 54SN10UC5319YY | | |

*3-1/4 Hub Length

53/54 SERIES - HEAVY DUTY DROP FORGED - 2,000#

| Wheel Diameter | Tread Width | Wheel Type | Load Cap. | Bearing | Swivel | Rigid | +Color |
|------------------|-------------|----------------------------------|----------------|-----------------------|----------------|----------------|--------|
| 10 (Cont.) | 3 | Yoke Only | | | 53ZZ10LZ8819YY | 54ZZ10LZ8819YY | |
| | | Rubber/Steel | 1000 | Roller | 53RS10LB2419YY | 54RS10LB2419YY | |
| | | Rubber/Steel | 1000 | Tapered | 53RS10LB7019YY | 54RS10LB7019YY | |
| | | Rubber/Polyolefin | 1300 | Roller | 53TP10L+2419YY | 54TP10L+2419YY | A, I |
| | | Rubber/Polyolefin | 1300 | Prec. Rad. Ball | 53TP10L+6919YY | 54TP10L+6919YY | A, I |
| | | Poly-U/Polyolefin | 1300 | Roller | 53PP10LM2419YY | 54PP10LM6919YY | |
| | | Poly-U/Polyolefin | 1300 | Prec. Rad. Ball | 53PP10LM6919YY | 54PP10LM2419YY | |
| | | Polyurethane/Steel | 2000 | Roller | 53PU10L+2419YY | 54PU10L+2419YY | G, V |
| | | Polyurethane/Steel | 2000 | Precision w/ Top Hats | 53PU10LG6519YY | 54PU10LG6519YY | |
| | | EZ Rolling Crowned PU/Steel | 2000 | Roller | 53SW10LU2419YY | 54SW10LU2419YY | |
| | | EZ Rolling Crowned PU/Steel | 2000 | Tapered | 53SW10LU7019YY | 54SW10LU7019YY | |
| | | Heavy Duty PU/Steel | 2000 | Roller | 53EX10LG2419YY | 54EX10LG2419YY | |
| | | Heavy Duty PU/Steel | 2000 | Tapered | 53EX10LG7019YY | 54EX10LG7019YY | |
| | | Heavy Duty PU/Steel | 2000 | Precision w/ Top Hats | 53EX10LG6519YY | 54EX10LG6519YY | |
| | | Semi Steel | 2000 | Roller | 53SS10LS2419YY | 54SS10LS2419YY | |
| | | Ductile Steel | 2000 | Roller | 53DS10LR2419YY | 54DS10LR2419YY | |
| | | Ductile Steel | 2000 | Tapered | 53DS10LR7019YY | 54DS10LR7019YY | |
| | | Ductile Steel | 2000 | Precision w/ Top Hats | 53DS10LR6519YY | 54DS10LR6519YY | |
| | | EZ Rolling Crowned Ductile Steel | 2000 | Roller | 53CD10LR2419YY | 54CD10LR2419YY | |
| | | EZ Rolling Crowned Ductile Steel | 2000 | Tapered | 53CD10LR7019YY | 54CD10LR7019YY | |
| | | V-Groove | 2000 | Roller | 53VG10L+2419YY | 54VG10L+2419YY | T, W |
| | | Ductile V-Groove | 2000 | Roller | 53DV10L+2419YY | 54DV10L+2419YY | T, W |
| | | Ductile V-Groove | 2000 | Tapered | 53DV10L+7019YY | 54DV10L+7019YY | T, W |
| Ductile V-Groove | 2000 | Precision w/ Top Hats | 53DV10LT6519YY | 54DV10LT6519YY | | | |
| Phenolic | 2000 | Roller | 53PH10LB2419YY | 54PH10LB2419YY | | | |
| 12 | 2-1/2* | Yoke Only* | | | 53ZZ12LZ8819YY | 54ZZ12LZ8819YY | |
| | | Rubber/Steel | 1000 | Roller | 53RS12QB2419YY | 54RS12QB2419YY | |
| | | Polyurethane/Steel | 2000 | Roller | 53PU12Q+2419YY | 54PU12Q+2419YY | G, V |
| | | EZ Rolling Crowned PU/Steel | 2000 | Roller | 53SW12QU2419YY | 54SW12QU2419YY | |
| | | Semi Steel | 2000 | Roller | 53SS12QS2419YY | 54SS12QS2419YY | |
| | | Phenolic | 2000 | Roller | 53PH12QB2419YY | 54PH12QB2419YY | |
| | 3 | Yoke Only | | | 53ZZ12LZ8819YY | 54ZZ12LZ8819YY | |
| | | Rubber/Steel | 1200 | Roller | 53RS12LB2419YY | 54RS12LB2419YY | |
| | | Rubber/Steel | 1200 | Tapered | 53RS12LB7019YY | 54RS12LB7019YY | |
| | | Rubber/Polyolefin | 1500 | Roller | 53TP12L+2419YY | 54TP12L+2419YY | I, A |
| | | Rubber/Polyolefin | 1500 | Prec. Rad. Ball | 53TP12L+6919YY | 54TP12L+6919YY | I, A |
| | | Poly-U/Polyolefin | 1500 | Roller | 53PP12LM2419YY | 54PP12LM2419YY | |
| | | Poly-U/Polyolefin | 1500 | Prec. Rad. Ball | 53PP12LM6919YY | 54PP12LM6919YY | |
| | | Polyurethane/Steel | 2000 | Roller | 53PU12L+2419YY | 54PU12L+2419YY | G, V |
| | | Polyurethane/Steel | 2000 | Precision w/ Top Hats | 53PU12LG6519YY | 54PU12LG6519YY | |
| | | EZ Rolling Crowned PU/Steel | 2000 | Roller | 53SW12LU2419YY | 54SW12LU2419YY | |
| | | EZ Rolling Crowned PU/Steel | 2000 | Tapered | 53SW12LU7019YY | 54SW12LU7019YY | |
| | | Heavy Duty PU/Steel | 2000 | Roller | 53EX12LG2419YY | 54EX12LG2419YY | |
| | | Heavy Duty PU/Steel | 2000 | Tapered | 53EX12LG7019YY | 54EX12LG7019YY | |
| | | Heavy Duty PU/Steel | 2000 | Precision w/ Top Hats | 53EX12LG6519YY | 54EX12LG6519YY | |
| | | Semi Steel | 2000 | Roller | 53SS12LS2419YY | 54SS12LS2419YY | |
| | | Ductile Steel | 2000 | Roller | 53DS12LR2419YY | 54DS12LR2419YY | |
| | | Ductile Steel | 2000 | Tapered | 53DS12LR7019YY | 54DS12LR7019YY | |
| | | Ductile Steel | 2000 | Precision w/ Top Hats | 53DS12LR6519YY | 54DS12LR6519YY | |
| | | EZ Rolling Crowned Ductile Steel | 2000 | Roller | 53CD12LR2419YY | 54CD12LR2419YY | |
| | | EZ Rolling Crowned Ductile Steel | 2000 | Tapered | 53CD12LR7019YY | 54CD12LR7019YY | |
| | | Phenolic | 2000 | Roller | 53PH12LB2419YY | 54PH12LB2419YY | |
| | | Semi Pneumatic | 600 | Ball | 53SN12LC5319YY | 54SN12LC5319YY | |

*3-1/4 Hub Length

55/56 SERIES - HEAVY DUTY DROP FORGED - 3,500#

- ◆ HEAVY DUTY HOT FORGED 1045 STEEL TOP PLATE AND YOKE
- ◆ DEEPLY GROOVED DOUBLE BALL BEARING RACEWAY
- ◆ ZINC PLATED
- ◆ 3/8" DOUBLE WELD LEGS
- ◆ 1" HEAT TREATED KINGPIN AND NUT
- ◆ 3/4" AXLE BOLT AND LOCK NUT
- ◆ GROUND AND HARDENED SPANNER BUSHING WITH GREASE HOLE AND GROOVE
- ◆ GREASE FITTING IN YOKE BASE AND WHEEL



APPLICATIONS

- ◆ PLATFORM TRUCKS AND TRANSPORT DOLLIES
- ◆ PARTS BINS, STORAGE RACKS, & TEXTILE CARTS
- ◆ HEAVY DUTY TRASH CONTAINERS
- ◆ CONVEYOR SYSTEMS
- ◆ WAREHOUSING & FREIGHT TERMINAL DOLLIES
- ◆ GROUND SUPPORT EQUIPMENT
- ◆ PRODUCTION RACKS & FIXTURES

| Diameter | Overall Height | Swivel Radius |
|----------|----------------|---------------|
| 5 | 7 | 3-7/8 |
| 6 | 8 | 6-1/4 |
| 8 | 10-1/2 | 6-1/2 |
| 10 | 12-1/2 | 7-1/2 |
| 12 | 15-1/2 | 8-1/2 |

Plates

| Plate | Size | Bolt Pattern | Mounting Bolt Dia. |
|-------|---------------|--------------------------------|--------------------|
| 25 | 5-1/4 x 7-1/4 | 3-3/8 x 5-1/4 to 4-1/8 x 6-1/8 | 1/2 |

OPTIONS




| | | | | |
|--------------|---|-------------|---|---|
| Face Contact | F | Thumb Screw | R | Bolt on 4-Position Lock sold separately #4PSL55 |
|--------------|---|-------------|---|---|



55/56 SERIES - HEAVY DUTY DROP FORGED - 3,500#

| Wheel Diameter | Tread Width | Wheel Type | Load Cap. | Bearing | Swivel | Rigid | +Color | |
|------------------|-----------------------------|----------------------------------|----------------|-----------------------|----------------|----------------|----------------|--|
| 5 | 3 | Yoke Only | | | 55ZZ50LZ8825YY | 56ZZ50LZ8825YY | | |
| | | Polyurethane/Steel | 1300 | Roller | 55PU50LG2425YY | 56PU50LG2425YY | | |
| | 2-1/2* | Yoke Only* | | | | 55ZZ60LZ8825YY | 56ZZ60LZ8825YY | |
| | | Rubber/Steel | 700 | Roller | 55RS60QB2425YY | 56RS60QB2425YY | | |
| | | Polyurethane/Steel | 1600 | Roller | 55PU60Q+2425YY | 56PU60Q+2425YY | G, V | |
| | | EZ Rolling Crowned PU/Steel | 1600 | Roller | 55SW60QU2425YY | 56SW60QU2425YY | | |
| | | EZ Rolling Crowned PU/Steel | 1600 | Tapered | 55SW60QU7025YY | 56SW60QU7025YY | | |
| | | Semi Steel | 1800 | Roller | 55SS60QS2425YY | 56SS60QS2425YY | | |
| | | Ductile Steel | 3500 | Roller | 55DS60QR2425YY | 56DS60QR2425YY | | |
| | | Ductile Steel | 3500 | Tapered | 55DS60QR7025YY | 56DS60QR7025YY | | |
| | | EZ Rolling Crowned Ductile Steel | 3500 | Roller | 55CD60QR2425YY | 56CD60QR2425YY | | |
| V-Groove | | 2000 | Roller | 55VG60QT2425YY | 56VG60QT2425YY | | | |
| Ductile V-Groove | 3500 | Roller | 55DV60QT2425YY | 56DV60QT2425YY | | | | |
| 6 | 3 | Phenolic | 1600 | Roller | 55PH60QB2425YY | 56PH60QB2425YY | | |
| | | Yoke Only | | | 55ZZ60LZ8825YY | 56ZZ60LZ8825YY | | |
| | | Rubber/Steel | 750 | Roller | 55RS60LB2425YY | 56RS60LB2425YY | | |
| | | Rubber/Steel | 750 | Tapered | 55RS60LB7025YY | 56RS60LB7025YY | | |
| | | Rubber/Polyolefin | 800 | Roller | 55TP60L+2425YY | 56TP60L+2425YY | A, I | |
| | | Rubber/Polyolefin | 800 | Prec. Rad. Ball | 55TP60L+6925YY | 56TP60L+6925YY | A, I | |
| | | Poly-U/Polyolefin | 1200 | Roller | 55PP60LM2425YY | 56PP60LM2425YY | | |
| | | Poly-U/Polyolefin | 1200 | Prec. Rad. Ball | 55PP60LM6925YY | 56PP60LM6925YY | | |
| | | Polyurethane/Steel | 2000 | Roller | 55PU60L+2425YY | 56PU60L+2425YY | G, V | |
| | | Polyurethane/Steel | 2000 | Precision w/ Top Hats | 55PU60LG6525YY | 56PU60LG6525YY | | |
| | | EZ Rolling Crowned PU/Steel | 2000 | Roller | 55SW60LU2425YY | 56SW60LU2425YY | | |
| | EZ Rolling Crowned PU/Steel | 2000 | Tapered | 55SW60LU7025YY | 56SW60LU7025YY | | | |
| | 3 | Heavy-Duty PU/Steel | 3500 | Roller | 55EX60LG2425YY | 56EX60LG2425YY | | |
| | | Heavy-Duty PU/Steel | 3500 | Tapered | 55EX60LG7025YY | 56EX60LG7025YY | | |
| | | Heavy-Duty PU/Steel | 3500 | Precision w/ Top Hats | 55EX60LG6525YY | 56EX60LG6525YY | | |
| | | Semi Steel | 2500 | Roller | 55SS60LS2425YY | 56SS60LS2425YY | | |
| | | Ductile Steel | 3500 | Roller | 55DS60LR2425YY | 56DS60LR2425YY | | |
| | | Ductile Steel | 3500 | Tapered | 55DS60LR7025YY | 56DS60LR7025YY | | |
| | | Ductile Steel | 3500 | Precision w/ Top Hats | 55DS60LR6525YY | 56DS60LR6525YY | | |
| | | EZ Rolling Crowned Ductile Steel | 3500 | Roller | 55CD60LR2425YY | 56CD60LR2425YY | | |
| | | EZ Rolling Crowned Ductile Steel | 3500 | Tapered | 55CD60LR7025YY | 56CD60LR7025YY | | |
| | | V-Groove | 2000 | Roller | 55VG60L+2425YY | 56VG60L+2425YY | T, W | |
| | | Ductile V-Groove | 3500 | Roller | 55DV60L+2425YY | 56DV60L+2425YY | T, W | |
| | | Ductile V-Groove | 3500 | Tapered | 55DV60L+7025YY | 56DV60L+7025YY | T, W | |
| | | Ductile V-Groove | 3500 | Precision w/ Top Hats | 55DV60LT6525YY | 56DV60LT6525YY | | |
| | | Phenolic | 2000 | Roller | 55PH60LB2425YY | 56PH60LB2425YY | | |

*3-1/4 Hub Length



55/56 SERIES - HEAVY DUTY DROP FORGED - 3,500#

| Wheel Diameter | Tread Width | Wheel Type | Load Cap. | Bearing | Swivel | Rigid | +Color |
|------------------|-------------|----------------------------------|----------------|-----------------------|----------------|----------------|--------|
| 8 | 2-1/2* | Yoke Only* | | | 55ZZ80LZ8825YY | 56ZZ80LZ8825YY | |
| | | Rubber/Steel | 850 | Roller | 55RS80QB2425YY | 56RS80QB2425YY | |
| | | Polyurethane/Steel | 2000 | Roller | 55PU80Q+2425YY | 56PU80Q+2425YY | G, V |
| | | EZ Rolling Crowned PU/Steel | 2000 | Roller | 55SW80QU2425YY | 56SW80QU2425YY | |
| | | EZ Rolling Crowned PU/Steel | 2000 | Tapered | 55SW80QU7025YY | 56SW80QU7025YY | |
| | | Semi Steel | 1900 | Roller | 55SS80QS2425YY | 56SS80QS2425YY | |
| | | Ductile Steel | 3500 | Roller | 55DS80QR2425YY | 56DS80QR2425YY | |
| | | Ductile Steel | 3500 | Tapered | 55DS80QR7025YY | 56DS80QR7025YY | |
| | | V-Groove | 2500 | Roller | 55VG80QT2425YY | 56VG80QT2425YY | |
| | | Ductile V-Groove | 3500 | Roller | 55DV80QT2425YY | 56DV80QT2425YY | |
| | | Ductile V-Groove | 3500 | Tapered | 55DV80QT7025YY | 56DV80QT7025YY | |
| | Phenolic | 2000 | Roller | 55PH80QB2425YY | 56PH80QB2425YY | | |
| | 3 | Yoke Only | | | 55ZZ80LZ8825YY | 56ZZ80LZ8825YY | |
| | | Rubber/Steel | 900 | Roller | 55RS80LB2425YY | 56RS80LB2425YY | |
| | | Rubber/Steel | 900 | Tapered | 55RS80LB7025YY | 56RS80LB7025YY | |
| | | Rubber/Polyolefin | 850 | Roller | 55TP80L+2425YY | 56TP80L+2425YY | A, I |
| | | Rubber/Polyolefin | 850 | Prec. Rad. Ball | 55TP80L+6925YY | 56TP80L+6925YY | A, I |
| | | Poly-U/Polyolefin | 1200 | Roller | 55PP80LM2425YY | 56PP80LM2425YY | |
| | | Poly-U/Polyolefin | 1200 | Prec. Rad. Ball | 55PP80LM6925YY | 56PP80LM6925YY | |
| | | Polyurethane/Steel | 2500 | Roller | 55PU80L+2425YY | 56PU80L+2425YY | G, V |
| | | Polyurethane/Steel | 2500 | Precision w/ Top Hats | 55PU80LG6525YY | 56PU80LG6525YY | |
| | | EZ Rolling Crowned PU/Steel | 2500 | Roller | 55SW80LU2425YY | 56SW80LU2425YY | |
| | | EZ Rolling Crowned PU/Steel | 2500 | Tapered | 55SW80LU7025YY | 56SW80LU7025YY | |
| | | Heavy Duty PU/Steel | 3500 | Roller | 55EX80LG2425YY | 56EX80LG2425YY | |
| | | Heavy Duty PU/Steel | 3500 | Tapered | 55EX80LG7025YY | 56EX80LG7025YY | |
| | | Heavy Duty PU/Steel | 3500 | Precision w/ Top Hats | 55EX80LG6525YY | 56EX80LG6525YY | |
| | | Semi Steel | 2500 | Roller | 55SS80LS2425YY | 56SS80LS2425YY | |
| | | Ductile Steel | 3500 | Roller | 55DS80LR2425YY | 56DS80LR2425YY | |
| | | Ductile Steel | 3500 | Tapered | 55DS80LR7025YY | 56DS80LR7025YY | |
| | | Ductile Steel | 3500 | Precision w/ Top Hats | 55DS80LR6525YY | 56DS80LR6525YY | |
| | | EZ Rolling Crowned Ductile Steel | 3500 | Roller | 55CD80LR2425YY | 56CD80LR2425YY | |
| | | EZ Rolling Crowned Ductile Steel | 3500 | Tapered | 55CD80LR7025YY | 56CD80LR7025YY | |
| | | V-Groove | 2800 | Roller | 55VG80L+2425YY | 56VG80L+2425YY | T, W |
| | | Ductile V-Groove | 3500 | Roller | 55DV80L+2425YY | 56DV80L+2425YY | T, W |
| Ductile V-Groove | | 3500 | Tapered | 55DV80L+7025YY | 56DV80L+7025YY | T, W | |
| Phenolic | 2500 | Roller | 55PH80LB2425YY | 56PH80LB2425YY | | | |
| 10 | 2-1/2* | Yoke Only* | | | 55ZZ10LZ8825YY | 56ZZ10LZ8825YY | |
| | | Rubber/Steel | 950 | Roller | 55RS10QB2425YY | 56RS10QB2425YY | |
| | | Polyurethane/Steel | 2200 | Roller | 55PU10Q+2425YY | 56PU10Q+2425YY | G, V |
| | | EZ Rolling Crowned PU/Steel | 2200 | Roller | 55SW10QU2425YY | 56SW10QU2425YY | |
| | | Semi Steel | 2000 | Roller | 55SS10QS2425YY | 56SS10QS2425YY | |
| | | Phenolic | 2500 | Roller | 55PH10QB2425YY | 56PH10QB2425YY | |

*3-1/4 Hub Length

55/56 SERIES - HEAVY DUTY DROP FORGED - 3,500#

| Wheel Diameter | Tread Width | Wheel Type | Load Cap. | Bearing | Swivel | Rigid | +Color |
|------------------|-------------|----------------------------------|----------------|-----------------------|----------------|----------------|--------|
| 10 | 3 | Yoke Only | | | 55ZZ10LZ8825YY | 56ZZ10LZ8825YY | |
| | | Rubber/Steel | 1000 | Roller | 55RS10LB2425YY | 56RS10LB2425YY | |
| | | Rubber/Steel | 1000 | Tapered | 55RS10LB7025YY | 56RS10LB7025YY | |
| | | Rubber/Polyolefin | 1300 | Roller | 55TP10L+2425YY | 56TP10L+2425YY | A, I |
| | | Rubber/Polyolefin | 1300 | Prec. Rad. Ball | 55TP10L+6925YY | 56TP10L+6925YY | A, I |
| | | Polyurethane/Steel | 3000 | Roller | 55PU10L+2425YY | 56PU10L+2425YY | G, V |
| | | Polyurethane/Steel | 3000 | Precision w/ Top Hats | 55PU10LG6525YY | 56PU10LG6525YY | |
| | | Poly-U/Polyolefin | 3000 | Roller | 55PP10LM2425YY | 56PP10LM2425YY | |
| | | Poly-U/Polyolefin | 3000 | Prec. Rad. Ball | 55PP10LM6925YY | 56PP10LM6925YY | |
| | | EZ Rolling Crowned PU/Steel | 3000 | Roller | 55SW10LU2425YY | 56SW10LU2425YY | |
| | | EZ Rolling Crowned PU/Steel | 3000 | Tapered | 55SW10LU7025YY | 56SW10LU7025YY | |
| | | Heavy Duty PU/Steel | 3500 | Roller | 55EX10LG2425YY | 56EX10LG2425YY | |
| | | Heavy Duty PU/Steel | 3500 | Tapered | 55EX10LG7025YY | 56EX10LG7025YY | |
| | | Heavy Duty PU/Steel | 3500 | Precision w/ Top Hats | 55EX10LG6525YY | 56EX10LG6525YY | |
| | | Semi Steel | 2500 | Roller | 55SS10LS2425YY | 56SS10LS2425YY | |
| | | Ductile Steel | 3500 | Roller | 55DS10LR2425YY | 56DS10LR2425YY | |
| | | Ductile Steel | 3500 | Tapered | 55DS10LR7025YY | 56DS10LR7025YY | |
| | | Ductile Steel | 3500 | Precision w/ Top Hats | 55DS10LR6525YY | 56DS10LR6525YY | |
| | | EZ Rolling Crowned Ductile Steel | 3500 | Roller | 55CD10LR2425YY | 56CD10LR2425YY | |
| | | EZ Rolling Crowned Ductile Steel | 3500 | Tapered | 55CD10LR7025YY | 56CD10LR7025YY | |
| | | V-Groove | 3500 | Roller | 55VG10L+2425YY | 56VG10L+2425YY | T, W |
| | | Ductile V-Groove | 3500 | Roller | 55DV10L+2425YY | 56DV10L+2425YY | T, W |
| | | Ductile V-Groove | 3500 | Tapered | 55DV10L+7025YY | 56DV10L+7025YY | T, W |
| Ductile V-Groove | 3500 | Precision w/ Top Hats | 55DV10LT6525YY | 56DV10LT6525YY | | | |
| Phenolic | 2900 | Roller | 55PH10LB2425YY | 56PH10LB2425YY | | | |
| 12 | 2-1/2* | Yoke Only* | | | 55ZZ12LZ8825YY | 56ZZ12LZ8825YY | |
| | | Rubber/Steel | 950 | Roller | 55RS12QB2425YY | 56RS12QB2425YY | |
| | | Polyurethane/Steel | 2500 | Roller | 55PU12Q+2425YY | 56PU12Q+2425YY | G, V |
| | | EZ Rolling Crowned PU/Steel | 2700 | Roller | 55SW12QU2425YY | 55SW12QU2425YY | |
| | | Semi Steel | 2000 | Roller | 55SS12QS2425YY | 56SS12QS2425YY | |
| | | Phenolic | 3000 | Roller | 55PH12QB2425YY | 56PH12QB2425YY | |
| | 3 | Yoke Only | | | 55ZZ12LZ8825YY | 56ZZ12LZ8825YY | |
| | | Rubber/Steel | 1200 | Roller | 55RS12LB2425YY | 56RS12LB2425YY | |
| | | Rubber/Steel | 1200 | Tapered | 55RS12LB7025YY | 56RS12LB7025YY | |
| | | Rubber/Polyolefin | 1500 | Roller | 55TP12L+2425YY | 56TP12L+2425YY | A, I |
| | | Rubber/Polyolefin | 1500 | Prec. Rad. Ball | 55TP12L+6925YY | 56TP12L+6925YY | A, I |
| | | Poly-U/Polyolefin | 1500 | Roller | 55PP12LM2425YY | 56PP12LM2425YY | |
| | | Poly-U/Polyolefin | 1500 | Prec. Rad. Ball | 55PP12LM6925YY | 56PP12LM6925YY | |
| | | Polyurethane/Steel | 3500 | Roller | 55PU12L+2425YY | 56PU12L+2425YY | G, V |
| | | Polyurethane/Steel | 3500 | Precision w/ Top Hats | 55PU12LG6525YY | 56PU12LG6525YY | |
| | | EZ Rolling Crowned PU/Steel | 3500 | Roller | 55SW12LU2425YY | 56SW12LU2425YY | |
| | | EZ Rolling Crowned PU/Steel | 3500 | Tapered | 55SW12LU7025YY | 56SW12LU7025YY | |
| | | Heavy Duty PU/Steel | 3500 | Roller | 55EX12LG2425YY | 56EX12LG2425YY | |
| | | Heavy Duty PU/Steel | 3500 | Tapered | 55EX12LG7025YY | 56EX12LG7025YY | |
| | | Heavy Duty PU/Steel | 3500 | Precision w/ Top Hats | 55EX12LG6525YY | 56EX12LG6525YY | |
| | | Semi Steel | 2500 | Roller | 55SS12LS2425YY | 56SS12LS2425YY | |
| | | Ductile Steel | 3500 | Roller | 55DS12LR2425YY | 56DS12LR2425YY | |
| | | Ductile Steel | 3500 | Tapered | 55DS12LR7025YY | 56DS12LR7025YY | |
| | | Ductile Steel | 3500 | Precision w/ Top Hats | 55DS12LR6525YY | 56DS12LR6525YY | |
| | | EZ Rolling Crowned Ductile Steel | 3500 | Roller | 55CD12LR2425YY | 56CD12LR2425YY | |
| | | EZ Rolling Crowned Ductile Steel | 3500 | Tapered | 55CD12LR7025YY | 56CD12LR7025YY | |
| | | Phenolic | 3500 | Roller | 55PH12LB2425YY | 56PH12LB2425YY | |
| | | Semi Pneumatic | 600 | Ball | 55SN12LC5325YY | 56SN12LC5325YY | |

*3-1/4 Hub Length

45/46 SERIES - MED/HEAVY KINGPINLESS - 2,000#

OPTIONS

- ◆ UNIQUE HOT FORGED ASTM1045 STEEL KINGPINLESS DESIGN ELIMINATES PROBLEMS ASSOCIATED WITH KINGPIN FAILURE DUE TO SEVERE SHOCK LOADING
- ◆ TOP PLATE AND INNER RACEWAY ARE INTEGRALLY FORGED CONSTRUCTION
- ◆ PRECISION MACHINED AND INDUCTION HARDENED SEALED RACEWAY PROVIDES EXCEPTIONALLY SMOOTH PERFORMANCE
- ◆ 3/8" DIAMETER HRC45 STEEL BALL BEARINGS WITHSTAND SHOCK LOADING IN SEVERE ENVIRONMENTS
- ◆ GREASE FITTINGS IN SWIVEL RACEWAY
- ◆ ZINC PLATED
- ◆ BRAKES AVAILABLE ON SWIVEL & RIGID CASTERS



Cam-Lock Brake C



A-Cam Brake A



Top-Lock Brake T



Thread Guards G



4-Position Lock(Weld) P



Bolt on 4-Position Lock sold separately #4PSL27

Options available on swivel & rigid casters.

APPLICATIONS

- ◆ TOW LINE & SHOCK LOAD APPLICATIONS
- ◆ AIR CARGO & GROUND SUPPORT
- ◆ PLATFORM TRUCKS & STORAGE CARTS
- ◆ WAREHOUSING & FREIGHT TERMINAL DOLLIES
- ◆ MILITARY EQUIPMENT

| Diameter | Overall Height | Swivel Radius |
|----------|---------------------------|---------------|
| 4 | 5-5/8 | 3-1/8 |
| 5 | 6-1/2 | 3-3/4 |
| 6 | 7-1/2 | 4-1/2 |
| 8 | 9-1/2 | 6-3/4 |
| 8 | 10-1/8 (Designated as 81) | 6-3/4 |

| Plates | | | |
|--------|-----------|------------------------|--------------------|
| Plate | Size | Bolt Pattern | Mounting Bolt Dia. |
| 17 | 4 x 4-1/2 | 2-5/8 x 3-5/8 to 3 x 3 | 3/8 |

OPTIONAL EXTENDED OFFSET CASTERS

- ◆ POPULAR IN MANUFACTURING AND ASSEMBLY PLANTS FOR TOWLINES AND TROLLEYS



| Diameter | Designation* | Overall Height | Offset | Swivel Radius |
|----------|--------------|----------------|--------|---------------|
| 6 | 65 | 7-1/2 | 2 | 5 |
| 6 | 66 | 7-1/2 | 2-1/2 | 5-1/2 |
| 8 | 85 | 9-1/2 | 3-1/2 | 7-1/2 |

*Replaces wheel diameter (Example: 45UA85NN6317YY)

| | | | | | | | | | | | | | |
|--------------------|------------------------|-----------------|-----------------------|------------------|--------------------|--------------------|-------------------|------------------------|------------------------|---------------------|----------------------|--------------|------------------|
| | | | | | | | | | | | | | |
| Mold on Rubber | Balloon Cushion Rubber | Rubber/Aluminum | Poly-U/Steel (G) | Poly-U/Steel (V) | Crown Poly/Steel | Donut Tread Poly-U | Donut Poly-U/Alum | Poly-U Glass/Nylon (K) | Poly-U Glass/Nylon (G) | Poly-U/Aluminum (N) | Poly-U/Aluminum (R) | Solid Poly-U | |
| | | | | | | | | | | | | | |
| Heavy Solid Poly-U | Polyolefin | Glass/Nylon | High Temp Glass Nylon | Phenolic | High Temp Phenolic | Nylon | Semi Steel | Heavy Steel | Ductile Steel | Crown Ductile Steel | Glass/Nylon V-Groove | V-Groove | Ductile V-Groove |

45/46 SERIES - MED/HEAVY KINGPINLESS - 2,000#

| Wheel Diameter | Tread Width | Wheel Type | Load Cap. | Bearing | Swivel | Rigid | +Color |
|----------------------|-------------|----------------------------------|----------------|-----------------------|----------------|----------------|---------------|
| 4 | 2 | Yoke Only | | | 45ZZ40JZ8317YY | 46ZZ40JZ8317YY | |
| | | Rubber/Steel | 350 | Roller | 45RS40JB0417YY | 46RS40JB0417YY | |
| | | Rubber/Aluminum | 400 | Roller | 45RA40JB0417YY | 46RA40JB0417YY | |
| | | Rubber/Polyolefin | 450 | Roller | 45TP40J+0417YY | 46TP40J+0417YY | A, T, X, Y, Z |
| | | Rubber/Polyolefin | 450 | Prec. Rad. Ball | 45TP40J+6017YY | 46TP40J+6017YY | A, T, X, Y, Z |
| | | Rubber/Polyolefin | 450 | Precision w/ Top Hats | 45TP40JT6317YY | 46TP40JT6317YY | |
| | | Poly-U/Polyolefin | 700 | Roller | 45PP40J+0417YY | 46PP40J+0417YY | K, M, U, W |
| | | Poly-U/Polyolefin | 700 | Prec. Rad. Ball | 45PP40J+6017YY | 46PP40J+6017YY | K, M, U, W |
| | | Poly-U/Polyolefin | 700 | Precision w/ Top Hats | 45PP40JM6317YY | 46PP40JM6317YY | |
| | | Polyurethane/Steel | 700 | Roller | 45PU40J+0417YY | 46PU40J+0417YY | G, V |
| | | Polyurethane/Steel | 700 | Precision w/ Top Hats | 45PU40JV6317YY | 46PU40JV6317YY | |
| | | Solid Polyurethane | 700 | Caged Roller | 45SU40JL0917YY | 46SU40JL0917YY | |
| | | Heavy Duty Solid Poly-U | 900 | Precision w/ Top Hats | 45HU40JI6317YY | 46HU40JI6317YY | |
| | | Poly-U/Aluminum | 700 | Roller | 45PA40J+0417YY | 46PA40J+0417YY | N, R |
| | | EZ Rolling Crowned PU/Steel | 700 | Roller | 45SW40JU0417YY | 46SW40JU0417YY | |
| | | Semi Steel | 700 | Roller | 45SS40JS0417YY | 46SS40JS0417YY | |
| | | Heavy Duty Steel | 900 | Roller | 45HS40JS0417YY | 46HS40JS0417YY | |
| | | Ductile Steel | 1500 | Roller | 45DS40JR0417YY | 46DS40JR0417YY | |
| | | Ductile Steel | 1500 | Precision w/ Top Hats | 45DS40JR6317YY | 46DS40JR6317YY | |
| | | EZ Rolling Crowned Ductile Steel | 1500 | Roller | 45CD40JR0417YY | 46CD40JR0417YY | |
| | | V-Groove | 1000 | Roller | 45VG40JT0417YY | 46VG40JT0417YY | |
| | | Ductile V-Groove | 1500 | Roller | 45DV40JT0417YY | 46DV40JT0417YY | |
| | | Ductile V-Groove | 1500 | Precision w/ Top Hats | 45DV40JT6317YY | 56DV40JT6317YY | |
| | | Polyolefin | 450 | Roller | 45PO40JB0417YY | 46PO40JB0417YY | |
| | | Polyolefin | 450 | Prec. Rad. Ball | 45PO40JB6017YY | 46PO40JB6017YY | |
| | | Phenolic | 800 | Roller | 45PH40JB0417YY | 46PH40JB0417YY | |
| | | Glass-Filled Nylon | 800 | Roller | 45MA40JB0417YY | 46MA40JB0417YY | |
| | | Glass-Filled Nylon | 800 | Precision w/ Top Hats | 45MA40JB6317YY | 46MA40JB6317YY | |
| | | Poly-U/Glass-Nylon | 800 | Roller | 45MU40J+0417YY | 46MU40J+0417YY | G, K |
| | | Poly-U/Glass-Nylon | 800 | Precision w/ Top Hats | 45MU40JG6317YY | 46MU40JG6317YY | |
| Glass-Nylon V-Groove | 800 | Roller | 45MV40JT0417YY | 46MV40JT0417YY | | | |
| Glass-Nylon V-Groove | 800 | Prec. Rad. Ball | 45MV40JT6017YY | 46MV40JT6017YY | | | |
| 5 | 2 | Yoke Only | | | 45ZZ50JZ8317YY | 46ZZ50JZ8317YY | |
| | | Rubber/Steel | 400 | Roller | 45RS50JB0417YY | 46RS50JB0417YY | |
| | | Rubber/Aluminum | 500 | Roller | 45RA50JB0417YY | 46RA50JB0417YY | |
| | | Rubber/Polyolefin | 500 | Roller | 45TP50J+0417YY | 46TP50J+0417YY | A, T, X, Y, Z |
| | | Rubber/Polyolefin | 500 | Precision w/ Top Hats | 45TP50JT6317YY | 46TP50JT6317YY | |
| | | Poly-U/Polyolefin | 700 | Roller | 45PP50J+0417YY | 46PP50J+0417YY | K, M, U, W |
| | | Poly-U/Polyolefin | 700 | Precision w/ Top Hats | 45PP50JM6317YY | 46PP50JM6317YY | |
| | | Polyurethane/Steel | 1200 | Roller | 45PU50J+0417YY | 46PU50J+0417YY | G, V |
| | | Polyurethane/Steel | 1200 | Precision w/ Top Hats | 45PU50JV6317YY | 46PU50JV6317YY | |
| | | Solid Polyurethane | 800 | Caged Roller | 45SU50JL0917YY | 46SU50JL0917YY | |
| | | Heavy Solid Polyurethane | 1000 | Precision w/ Top Hats | 45HU50JI6317YY | 46HU50JI6317YY | |
| | | Poly-U/Aluminum | 900 | Roller | 45PA50J+0417YY | 46PA50J+0417YY | N, R |
| | | EZ Rolling Crowned PU/Steel | 1000 | Roller | 45SW50JU0417YY | 46SW50JU0417YY | |
| | | Donut Tread Poly-U/Steel | 800 | Roller | 45RP50JK0417YY | 46RP50JK0417YY | |
| | | Semi Steel | 1000 | Roller | 45SS50JS0417YY | 46SS50JS0417YY | |
| | | Heavy Duty Steel | 1000 | Roller | 45HS50JS0417YY | 46HS50JS0417YY | |
| | | Ductile Steel | 1500 | Roller | 45DS50JR0417YY | 46DS50JR0417YY | |
| | | Ductile Steel | 1500 | Precision w/ Top Hats | 45DS50JR6317YY | 46DS50JR6317YY | |



45/46 SERIES - MED/HEAVY KINGPINLESS - 2,000#


| Wheel Diameter | Tread Width | Wheel Type | Load Cap. | Bearing | Swivel | Rigid | +Color |
|-----------------------------|-------------|---------------------------------|----------------|-----------------------|----------------|----------------|---------------|
| 5 | 2 | EZRolling Crowned Ductile Steel | 1500 | Roller | 45CD50JR0417YY | 46CD50JR0417YY | |
| | | V-Groove | 1100 | Roller | 45VG50JT0417YY | 46VG50JT0417YY | |
| | | Polyolefin | 650 | Roller | 45PO50JB0417YY | 46PO50JB0417YY | |
| | | Polyolefin | 650 | Prec. Rad. Ball | 45PO50JB6017YY | 46PO50JB6017YY | |
| | | Phenolic | 1000 | Roller | 45PH50JB0417YY | 46PH50JB0417YY | |
| | | Nylon | 700 | Roller | 45NY50JE0417YY | 46NY50JE0417YY | |
| | | Nylon | 700 | Prec. Rad. Ball | 45NY50JE6017YY | 46NY50JE6017YY | |
| | | Glass-Filled Nylon | 1000 | Roller | 45MA50JB0417YY | 46MA50JB0417YY | |
| | | Glass-Filled Nylon | 1000 | Prec. Rad. Ball | 45MA50JB6017YY | 46MA50JB6017YY | |
| | | Glass-Filled Nylon | 1000 | Precision w/ Top Hats | 45MA50JB6317YY | 46MA50JB6317YY | |
| | | Poly-U/Glass-Nylon | 1000 | Roller | 45MU50J+0417YY | 46MU50J+0417YY | G, K |
| | | Poly-U/Glass-Nylon | 1000 | Prec. Rad. Ball | 45MU50J+6017YY | 46MU50J+6017YY | G, K |
| | | Poly-U/Glass-Nylon | 1000 | Precision w/ Top Hats | 45MU50JG6317YY | 46MU50JG6317YY | |
| | | Yoke Only | | | 45ZZ60JZ8317YY | 46ZZ60JZ8317YY | |
| 6 | 2 | Rubber/Steel | 450 | Roller | 45RS60JB0417YY | 46RS60JB0417YY | |
| | | Rubber/Aluminum | 550 | Roller | 45RA60JB0417YY | 46RA60JB0417YY | |
| | | Balloon Cushion Rubber/Aluminum | 350 | Roller | 45BC60JZ0417YY | 46BC60JZ0417YY | |
| | | Balloon Cushion Rubber/Aluminum | 350 | Precision w/ Top Hats | 45BC60J+6317YY | 46BC60J+6317YY | X, Z |
| | | Rubber/Polyolefin | 550 | Roller | 45TP60J+0417YY | 46TP60J+0417YY | A, T, X, Y, Z |
| | | Rubber/Polyolefin | 550 | Precision w/ Top Hats | 45TP60JI6317YY | 46TP60JI6317YY | |
| | | Poly-U/Polyolefin | 900 | Roller | 45PP60J+0417YY | 46PP60J+0417YY | K, M, U, W |
| | | Poly-U/Polyolefin | 900 | Precision w/ Top Hats | 45PP60JM6317YY | 46PP60JM6317YY | |
| | | Polyurethane/Steel | 1200 | Roller | 45PU60J+0417YY | 46PU60J+0417YY | G, V |
| | | Polyurethane/Steel | 1200 | Precision w/ Top Hats | 45PU60JV6317YY | 46PU60JV6317YY | |
| | | Donut Tread PU/Steel | 1000 | Roller | 45RP60JK0417YY | 46RP60JK0417YY | |
| | | Solid Polyurethane | 900 | Caged Roller | 45SU60JL0917YY | 46SU60JL0917YY | |
| | | Heavy Solid Polyurethane | 1200 | Precision w/ Top Hats | 45HU60JI6317YY | 46HU60JI6317YY | |
| | | Poly-U/Aluminum | 1000 | Roller | 45PA60J+0417YY | 46PA60J+0417YY | N, R |
| | | EZ Rolling Crowned PU/Steel | 1200 | Roller | 45SW60JU0417YY | 46SW60JU0417YY | |
| | | EZ Rolling Crowned PU/Steel | 1200 | Precision w/ Top Hats | 45SW60JU6317YY | 46SW60JU6317YY | |
| | | Semi Steel | 1100 | Roller | 45SS60JS0417YY | 46SS60JS0417YY | |
| | | Heavy Duty Steel | 1200 | Roller | 45HS60JS0417YY | 46HS60JS0417YY | |
| | | Ductile Steel | 1500 | Roller | 45DS60JR0417YY | 46DS60JR0417YY | |
| | | Ductile Steel | 1500 | Precision w/ Top Hats | 45DS60JR6317YY | 46DS60JR6317YY | |
| | | EZRolling Crowned Ductile Steel | 2000 | Roller | 45CD60JR0417YY | 46CD60JR0417YY | |
| | | V-Groove | 1200 | Roller | 45VG60JT0417YY | 46VG60JT0417YY | |
| | | Ductile V-Groove | 2000 | Roller | 45DV60JT0417YY | 46DV60JT0417YY | |
| | | Ductile V-Groove | 2000 | Precision w/ Top Hats | 45DV60JT6317YY | 46DV60JT6317YY | |
| | | Polyolefin | 750 | Roller | 45PO60JB0417YY | 46PO60JB0417YY | |
| | | Polyolefin | 750 | Prec. Rad. Ball | 45PO60JB6017YY | 46PO60JB6017YY | |
| | | Phenolic | 1200 | Roller | 45PH60JB0417YY | 46PH60JB0417YY | |
| | | Nylon | 800 | Roller | 45NY60JE0417YY | 46NY60JE0417YY | |
| | | Nylon | 800 | Prec. Rad. Ball | 45NY60JE6017YY | 46NY60JE6017YY | |
| | | Glass-Filled Nylon | 1200 | Roller | 45MA60JB0417YY | 46MA60JB0417YY | |
| | | Glass-Filled Nylon | 1200 | Prec. Rad. Ball | 45MA60JB6017YY | 46MA60JB6017YY | |
| | | Glass-Filled Nylon | 1200 | Precision w/ Top Hats | 45MA60JB6317YY | 46MA60JB6317YY | |
| | | Poly-U/Glass-Nylon | 1200 | Roller | 45MU60J+0417YY | 46MU60J+0417YY | G, K |
| | | Poly-U/Glass-Nylon | 1200 | Prec. Rad. Ball | 45MU60J+6017YY | 46MU60J+6017YY | G, K |
| Poly-U/Glass-Nylon | 1200 | Precision w/ Top Hats | 45MU60JG6317YY | 46MU60JG6317YY | | | |
| Glass-Nylon V-Groove | 1200 | Roller | 45MV60JT0417YY | 46MV60JT0417YY | | | |
| Glass-Nylon V-Groove | 1200 | Prec. Rad. Ball | 45MV60JT6017YY | 46MV60JT6017YY | | | |
| Donut Tread Poly-U/Aluminum | 900 | Precision w/ Top Hats | 45UA60JN6317YY | 46UA60JN6317YY | | | |

45/46 SERIES - MED/HEAVY KINGPINLESS - 2,000#

| Wheel Diameter | Tread Width | Wheel Type | Load Cap. | Bearing | Swivel | Rigid | +Color |
|----------------|-------------|----------------------------------|-----------|-----------------------|----------------|----------------|---------------|
| 8 | 2 | Yoke Only | | | 45ZZ80JZ8317YY | 46ZZ80JZ8317YY | |
| | | Rubber/Steel | 500 | Roller | 45RS80JB0417YY | 46RS80JB0417YY | |
| | | Rubber/Aluminum | 550 | Roller | 45RA80JB0417YY | 46RA80JB0417YY | |
| | | Balloon Cushion Rubber/Aluminum | 450 | Roller | 45BC80JZ0417YY | 46BC80JZ0417YY | |
| | | Rubber/Polyolefin | 550 | Roller | 45TP80J+0417YY | 46TP80J+0417YY | A, T, X, Y, Z |
| | | Rubber/Polyolefin | 550 | Prec. Rad. Ball | 45TP80J+6017YY | 46TP80J+6017YY | A, T, X, Y, Z |
| | | Rubber/Polyolefin | 550 | Precision w/ Top Hats | 45TP80JT6317YY | 46TP80JT6317YY | |
| | | Poly-U/Polyolefin | 900 | Roller | 45PP80J+0417YY | 46PP80J+0417YY | K, M, U, W |
| | | Poly-U/Polyolefin | 900 | Prec. Rad. Ball | 45PP80J+6017YY | 46PP80J+6017YY | K, M, U, W |
| | | Poly-U/Polyolefin | 900 | Precision w/ Top Hats | 45PP80JM6317YY | 46PP80JM6317YY | |
| | | Polyurethane/Steel | 1200 | Roller | 45PU80J+0417YY | 46PU80J+0417YY | G, V |
| | | Polyurethane/Steel | 1200 | Precision w/ Top Hats | 45PU80JV6317YY | 46PU80JV6317YY | |
| | | Donut Tread PU | 1200 | Precision w/ Top Hats | 45RP80JK6317YY | 46RP80JK6317YY | |
| | | Solid Polyurethane | 1000 | Caged Roller | 45SU80JL0917YY | 46SU80JL0917YY | |
| | | Heavy Solid Polyurethane | 1400 | Precision w/ Top Hats | 45HU80JI6317YY | 46HU80JI6317YY | |
| | | Poly-U/Aluminum | 1500 | Roller | 45PA80J+0417YY | 46PA80J+0417YY | N, R |
| | | EZ Rolling Crowned PU/Steel | 1500 | Roller | 45SW80JU0417YY | 46SW80JU0417YY | |
| | | Semi Steel | 1200 | Roller | 45SS80JS0417YY | 46SS80JS0417YY | |
| | | Heavy Duty Steel | 1200 | Roller | 45HS80JS0417YY | 46HS80JS0417YY | |
| | | Ductile Steel | 2000 | Roller | 45DS80JR0417YY | 46DS80JR0417YY | |
| | | Ductile Steel | 2000 | Precision w/ Top Hats | 45DS80JR6317YY | 46DS80JR6317YY | |
| | | EZ Rolling Crowned Ductile Steel | 2000 | Roller | 45CD80JR0417YY | 46CD80JR0417YY | |
| | | V-Groove | 1200 | Roller | 45VG80JT0417YY | 46VG80JT0417YY | |
| | | Polyolefin | 1000 | Roller | 45PO80JB0417YY | 46PO80JB0417YY | |
| | | Polyolefin | 1000 | Prec. Rad. Ball | 45PO80JB6017YY | 46PO80JB6017YY | |
| | | Phenolic | 1400 | Roller | 45PH80JB0417YY | 46PH80JB0417YY | |
| | | Nylon | 1200 | Roller | 45NY80JE0417YY | 46NY80JE0417YY | |
| | | Nylon | 1200 | Prec. Rad. Ball | 45NY80JE6017YY | 46NY80JE6017YY | |
| | | Glass-filled Nylon | 1400 | Roller | 45MA80JB0417YY | 46MA80JB0417YY | |
| | | Glass-filled Nylon | 1400 | Prec. Rad. Ball | 45MA80JB6017YY | 46MA80JB6017YY | |
| | | Glass-filled Nylon | 1400 | Precision w/ Top Hats | 45MA80JB6317YY | 46MA80JB6317YY | |
| | | Poly-U/Glass-Nylon | 1400 | Roller | 45MU80J+0417YY | 46MU80J+0417YY | G, K |
| | | Poly-U/Glass-Nylon | 1400 | Prec. Rad. Ball | 45MU80J+6017YY | 46MU80J+6017YY | G, K |
| | | Poly-U/Glass-Nylon | 1400 | Precision w/ Top Hats | 45MU80JG6317YY | 46MU80JG6317YY | |
| | | Donut Tread Poly-U/Aluminum | 1000 | Precision w/ Top Hats | 45UA80JN6317YY | 46UA80JN6317YY | |

Ergonomic Solutions

Increase rollability by using wheels equipped with precision radial ball bearings (60) or sealed 6203 precision ball bearings (63) with top hat bushings (also available in stainless steel).



47/48 SERIES - MED/HEAVY KINGPINLESS - 2,000#

OPTIONS

- ◆ UNIQUE HOT FORGED ASTM1045 STEEL KINGPINLESS DESIGN ELIMINATES PROBLEMS ASSOCIATED WITH KINGPIN FAILURE DUE TO SEVERE SHOCK LOADING
- ◆ TOP PLATE AND INNER RACEWAY ARE INTEGRALLY FORGED CONSTRUCTION
- ◆ PRECISION MACHINED AND INDUCTION HARDENED SEALED RACEWAY PROVIDES EXCEPTIONALLY SMOOTH PERFORMANCE
- ◆ 3/8" DIAMETER HRC45 STEEL BALL BEARINGS WITHSTANDS SHOCK LOADING IN SEVERE ENVIRONMENTS
- ◆ GREASE FITTINGS IN SWIVEL RACEWAY
- ◆ BRAKES AVAILABLE ON SWIVEL AND RIGID CASTERS




Cam-Lock Brake C



A-Cam Brake A



Top-Lock Brake T



4-Position Lock(Weld) P

Options available on swivel & rigid casters.



Bolt on 4-Position Lock sold separately #4PSL47

APPLICATIONS


- ◆ TOW LINE & SHOCK LOAD APPLICATIONS
- ◆ AIR CARGO & GROUND SUPPORT
- ◆ PLATFORM TRUCKS & STORAGE CARTS
- ◆ WAREHOUSING & FREIGHT TERMINAL DOLLIES
- ◆ MILITARY EQUIPMENT

Plates

| Plate | Size | Bolt Pattern | Mounting Bolt Dia. |
|-------|---------------|-----------------------------------|--------------------|
| 19 | 4-1/2 x 6-1/4 | 2-7/16 x 4-15/16 to 3-3/8 x 5-1/4 | 1/2 |

| Diameter | Overall Height | Swivel Radius |
|----------|--------------------------|---------------|
| 4 | 5-5/8 | 3-11/16 |
| 5 | 6-1/2 | 3-7/8 |
| 6 | 7-1/2 | 4-9/16 |
| 8 | 10-1/8 | 6-3/4 |
| 8 | 9-1/2 (Designated as 81) | 6-3/4 |

| Wheel Diameter | Tread Width | Wheel Type | Load Cap. | Bearing | Swivel | Rigid | +Color |
|----------------------------------|-------------|-----------------------------|----------------|-----------------------|----------------|----------------|---------------|
| 4 | 2 | Yoke Only | | | 47ZZ40JZ8319YY | 48ZZ40JZ8319YY | |
| | | Rubber/Steel | 350 | Roller | 47RS40JB0419YY | 48RS40JB0419YY | |
| | | Rubber/Aluminum | 400 | Roller | 47RA40JB0419YY | 48RA40JB0419YY | |
| | | Rubber/Polyolefin | 450 | Roller | 47TP40J+0419YY | 48TP40J+0419YY | A, T, X, Y, Z |
| | | Rubber/Polyolefin | 450 | Precision w/ Top Hats | 47TP40JT6319YY | 48TP40JT6319YY | |
| | | Poly-U/Polyolefin | 700 | Roller | 47PP40J+0419YY | 48PP40J+0419YY | K, M, U, W |
| | | Poly-U/Polyolefin | 700 | Precision w/ Top Hats | 47PP40JM6319YY | 48PP40JM6319YY | |
| | | Polyurethane/Steel | 700 | Roller | 47PU40J+0419YY | 48PU40J+0419YY | G, V |
| | | Polyurethane/Steel | 700 | Precision w/ Top Hats | 47PU40JV6319YY | 48PU40JV6319YY | |
| | | Solid Polyurethane | 700 | Caged Roller | 47SU40JL0919YY | 48SU40JL0919YY | |
| | | Heavy Duty Solid Poly-U | 900 | Precision w/ Top Hats | 47HU40JX6319YY | 48HU40JX6319YY | |
| | | Poly-U/Aluminum | 700 | Roller | 47PA40J+0419YY | 48PA40J+0419YY | N, R |
| | | EZ Rolling Crowned PU/Steel | 700 | Roller | 47SW40JU0419YY | 48SW40JU0419YY | |
| | | Semi Steel | 700 | Roller | 47SS40JS0419YY | 48SS40JS0419YY | |
| | | Heavy Duty Steel | 900 | Roller | 47HS40JS0419YY | 48HS40JS0419YY | |
| | | Ductile Steel | 1500 | Roller | 47DS40JR0419YY | 48DS40JR0419YY | |
| | | Ductile Steel | 1500 | Precision w/ Top Hats | 47DS40JR6319YY | 48DS40JR6319YY | |
| EZ Rolling Crowned Ductile Steel | 1500 | Roller | 47CD40JR0419YY | 48CD40JR0419YY | | | |



47/48 SERIES - MED/HEAVY KINGPINLESS - 2,000#

| Wheel Diameter | Tread Width | Wheel Type | Load Cap. | Bearing | Swivel | Rigid | +Color |
|--------------------|-------------|----------------------------------|----------------|-----------------------|----------------|----------------|---------------|
| 4 (Cont.) | 2 | Donut Tread Poly-U/Steel | 600 | Roller | 47RP40JK0419YY | 48RP40JK0419YY | |
| | | V-Groove | 1000 | Roller | 47VG40JT0419YY | 48VG40JT0419YY | |
| | | Ductile V-Groove | 1500 | Roller | 47DV40JT0419YY | 48DV40JT0419YY | |
| | | Ductile V-Groove | 1500 | Precision w/ Top Hats | 47DV40JT6319YY | 48DV40JT6319YY | |
| | | Polyolefin | 450 | Roller | 47PO40JB0419YY | 48PO40JB0419YY | |
| | | Polyolefin | 450 | Prec. Rad. Ball | 47PO40JB6019YY | 48PO40JB6019YY | |
| | | Phenolic | 800 | Roller | 47PH40JB0419YY | 48PH40JB0419YY | |
| | | Glass-Filled Nylon | 800 | Roller | 47MA40JB0419YY | 48MA40JB0419YY | |
| | | Glass-Filled Nylon | 800 | Prec. Rad. Ball | 47MA40JB6019YY | 48MA40JB6019YY | |
| | | Glass-Filled Nylon | 800 | Precision w/ Top Hats | 47MA40JB6319YY | 48MA40JB6319YY | |
| | | Poly-U/Glass-Nylon | 800 | Roller | 47MU40J+0419YY | 48MU40J+0419YY | G, K |
| | | Poly-U/Glass-Nylon | 800 | Prec. Rad. Ball | 47MU40J+6019YY | 48MU40J+6019YY | G, K |
| | | Poly-U/Glass-Nylon | 800 | Precision w/ Top Hats | 47MU40JG6319YY | 48MU40JG6319YY | |
| | | Glass-Nylon V-Groove | 800 | Roller | 47MV40JT0419YY | 48MV40JT0419YY | |
| | | Glass-Nylon V-Groove | 800 | Prec. Rad. Ball | 47MV40JT6019YY | 48MV40JT6019YY | |
| 5 | 2 | Yoke Only | | | 47ZZ50JZ8319YY | 48ZZ50JZ8319YY | |
| | | Rubber/Steel | 400 | Roller | 47RS50JB0419YY | 48RS50JB0419YY | |
| | | Rubber/Aluminum | 500 | Roller | 47RA50JB0419YY | 48RA50JB0419YY | |
| | | Rubber/Polyolefin | 500 | Roller | 47TP50J+0419YY | 48TP50J+0419YY | A, T, X, Y, Z |
| | | Rubber/Polyolefin | 500 | Precision w/ Top Hats | 47TP50JT6319YY | 48TP50JT6319YY | |
| | | Poly-U/Polyolefin | 700 | Roller | 47PP50J+0419YY | 48PP50J+0419YY | K, M, U, W |
| | | Poly-U/Polyolefin | 700 | Precision w/ Top Hats | 47PP50JM6319YY | 48PP50JM6319YY | |
| | | Polyurethane/Steel | 1200 | Roller | 47PU50J+0419YY | 48PU50J+0419YY | G, V |
| | | Polyurethane/Steel | 1200 | Precision w/ Top Hats | 47PU50JV6319YY | 48PU50JV6319YY | |
| | | Solid Polyurethane | 800 | Caged Roller | 47SU50JL0919YY | 48SU50JL0919YY | |
| | | Heavy Solid Polyurethane | 1000 | Precision w/ Top Hats | 47HU50JI6319YY | 48HU50JI6319YY | |
| | | Poly-U/Aluminum | 900 | Roller | 47PA50J+0419YY | 48PA50J+0419YY | N, R |
| | | EZ Rolling Crowned PU/Steel | 1000 | Roller | 47SW50JU0419YY | 48SW50JU0419YY | |
| | | Donut Tread Poly-U/Steel | 800 | Roller | 47RP50JK0419YY | 48RP50JK0419YY | |
| | | Semi Steel | 1000 | Roller | 47SS50JS0419YY | 48SS50JS0419YY | |
| | | Heavy Duty Steel | 1000 | Roller | 47HS50JS0419YY | 48HS50JS0419YY | |
| | | Ductile Steel | 1500 | Roller | 47DS50JR0419YY | 48DS50JR0419YY | |
| | | Ductile Steel | 1500 | Precision w/ Top Hats | 47DS50JR6319YY | 48DS50JR6319YY | |
| | | EZ Rolling Crowned Ductile Steel | 1500 | Roller | 47CD50JR0419YY | 48CD50JR0419YY | |
| | | V-Groove | 1100 | Roller | 47VG50JT0419YY | 48VG50JT0419YY | |
| | | Polyolefin | 650 | Roller | 47PO50JB0419YY | 48PO50JB0419YY | |
| | | Polyolefin | 650 | Prec. Rad. Ball | 47PO50JB6019YY | 48PO50JB6019YY | |
| | | Phenolic | 1000 | Roller | 47PH50JB0419YY | 48PH50JB0419YY | |
| | | Nylon | 700 | Roller | 47NY50JE0419YY | 48NY50JE0419YY | |
| | | Nylon | 700 | Prec. Rad. Ball | 47NY50JE6019YY | 48NY50JE6019YY | |
| | | Glass-Filled Nylon | 1000 | Roller | 47MA50JB0419YY | 48MA50JB0419YY | |
| | | Glass-Filled Nylon | 1000 | Prec. Rad. Ball | 47MA50JB6019YY | 48MA50JB6019YY | |
| | | Glass-Filled Nylon | 1000 | Precision w/ Top Hats | 47MA50JB6319YY | 48MA50JB6319YY | |
| | | Poly-U/Glass-Nylon | 1000 | Roller | 47MU50J+0419YY | 48MU50J+0419YY | G, K |
| | | Poly-U/Glass-Nylon | 1000 | Prec. Rad. Ball | 47MU50J+6019YY | 48MU50J+6019YY | G, K |
| Poly-U/Glass-Nylon | 1000 | Precision w/ Top Hats | 47MU50JG6319YY | 48MU50JG6319YY | | | |



47/48 SERIES - MED/HEAVY KINGPINLESS - 2,000#

| Wheel Diameter | Tread Width | Wheel Type | Load Cap. | Bearing | Swivel | Rigid | +Color |
|----------------|-------------|----------------------------------|-----------|-----------------------|----------------|----------------|---------------|
| 6 | 2 | Yoke Only | | | 47ZZ60JZ8319YY | 48ZZ60JZ8319YY | |
| | | Rubber/Steel | 450 | Roller | 47RS60JB0419YY | 48RS60JB0419YY | |
| | | Rubber/Aluminum | 550 | Roller | 47RA60JB0419YY | 48RA60JB0419YY | |
| | | Balloon Cushion Rubber/Alum. | 350 | Roller | 47BC60JZ0419YY | 48BC60JZ0419YY | |
| | | Balloon Cushion Rubber/Alum. | 350 | Precision w/ Top Hats | 47BC60J+6319YY | 48BC60J+6319YY | |
| | | Rubber/Polyolefin | 550 | Roller | 47TP0J+0419YY | 48TP60J+0419YY | A, T, X, Y, Z |
| | | Rubber/Polyolefin | 550 | Precision w/ Top Hats | 47TP0JT6319YY | 48TP60JT6319YY | |
| | | Poly-U/Polyolefin | 900 | Roller | 47PP60J+0419YY | 48PP60J+0419YY | K, M, U, W |
| | | Poly-U/Polyolefin | 900 | Precision w/ Top Hats | 47PP60JM6319YY | 48PP60JM6319YY | |
| | | Polyurethane/Steel | 1200 | Roller | 47PU60J+0419YY | 48PU60J+0419YY | G, V |
| | | Polyurethane/Steel | 1200 | Precision w/ Top Hats | 47PU60JV6319YY | 48PU60JV6319YY | |
| | | Donut Tread PU/Steel | 1000 | Roller | 47RP60JK0419YY | 48RP60JK0419YY | |
| | | Solid Polyurethane | 1200 | Caged Roller | 47SU60JL0919YY | 48SU60JL0919YY | |
| | | Heavy Solid Polyurethane | 1200 | Precision w/ Top Hats | 47HU60JI6319YY | 48HU60JI6319YY | |
| | | Poly-U/Aluminum | 1000 | Roller | 47PA60J+0419YY | 48PA60J+0419YY | N, R |
| | | EZ Rolling Crowned PU/Steel | 1200 | Roller | 47SW60JU0419YY | 48SW60JU0419YY | |
| | | EZ Rolling Crowned PU/Steel | 1200 | Precision w/ Top Hats | 47SW60JU6319YY | 48SW60JU6319YY | |
| | | Semi Steel | 1100 | Roller | 47SS60JS0419YY | 48SS60JS0419YY | |
| | | Heavy Duty Steel | 1200 | Roller | 47HS60JS0419YY | 48HS60JS0419YY | |
| | | Ductile Steel | 1500 | Roller | 47DS60JR0419YY | 48DS60JR0419YY | |
| | | Ductile Steel | 1500 | Precision w/ Top Hats | 47DS60JR6319YY | 48DS60JR6319YY | |
| | | EZ Rolling Crowned Ductile Steel | 2000 | Roller | 47CD60JR0419YY | 48CD60JR0419YY | |
| | | V-Groove | 1200 | Roller | 47VG60JT0419YY | 48VG60JT0419YY | |
| | | Ductile V-Groove | 2000 | Roller | 47DV60JT0419YY | 48DV60JT0419YY | |
| | | Ductile V-Groove | 2000 | Precision w/ Top Hats | 47DV60JT6319YY | 48DV60JT6319YY | |
| | | Polyolefin | 750 | Roller | 47PO60JB0419YY | 48PO60JB0419YY | |
| | | Polyolefin | 750 | Prec. Rad. Ball | 47PO60JB6019YY | 48PO60JB6019YY | |
| | | Phenolic | 1200 | Roller | 47PH60JB0419YY | 48PH60JB0419YY | |
| | | Nylon | 800 | Roller | 47NY60JE0419YY | 48NY60JE0419YY | |
| | | Nylon | 800 | Prec. Rad. Ball | 47NY60JE6019YY | 48NY60JE6019YY | |
| | | Glass-Filled Nylon | 1200 | Roller | 47MA60JB0419YY | 48MA60JB0419YY | |
| | | Glass-Filled Nylon | 1200 | Prec. Rad. Ball | 47MA60JB6019YY | 48MA60JB6019YY | |
| | | Glass-Filled Nylon | 1200 | Precision w/ Top Hats | 47MA60JB6319YY | 48MA60JB6319YY | |
| | | Poly-U/Glass-Nylon | 1200 | Roller | 47MU60J+0419YY | 48MU60J+0419YY | G, K |
| | | Poly-U/Glass-Nylon | 1200 | Prec. Rad. Ball | 47MU60J+6019YY | 48MU60J+6019YY | G, K |
| | | Poly-U/Glass-Nylon | 1200 | Precision w/ Top Hats | 47MU60JG6319YY | 48MU60JG6319YY | |
| | | Glass-Nylon V-Groove | 1200 | Roller | 47MV60JT0417YY | 48MV60JT0417YY | |
| | | Glass-Nylon V-Groove | 1200 | Prec. Rad. Ball | 47MV60JT6017YY | 48MV60JT6017YY | |
| | | Donut Tread Poly-U/Aluminum | 900 | Precision w/ Top Hats | 47UA60JN6319YY | 48UA60JN6319YY | |

47/48 SERIES - MED/HEAVY KINGPINLESS - 2,000#

| Wheel Diameter | Tread Width | Wheel Type | Load Cap. | Bearing | Swivel | Rigid | +Color |
|----------------|-------------|----------------------------------|-----------|-----------------------|----------------|----------------|---------------|
| 8 | 2 | Yoke Only | | | 47ZZ80JZ8319YY | 48ZZ80JZ8319YY | |
| | | Rubber/Steel | 500 | Roller | 47RS80JB0419YY | 48RS80JB0419YY | |
| | | Rubber/Aluminum | 550 | Roller | 47RA80JB0419YY | 48RA80JB0419YY | |
| | | Balloon Cushion Rubber/Alum. | 450 | Roller | 47BC80J+0419YY | 48BC80J+0419YY | X, Z |
| | | Rubber/Polyolefin | 550 | Roller | 47TP80J+0419YY | 48TP80J+0419YY | A, T, X, Y, Z |
| | | Rubber/Polyolefin | 550 | Precision w/ Top Hats | 47TP80JT6319YY | 48TP80JT6319YY | |
| | | Poly-U/Polyolefin | 900 | Roller | 47PP80J+0419YY | 48PP80J+0419YY | K, M, U, W |
| | | Poly-U/Polyolefin | 900 | Precision w/ Top Hats | 47PP80JM6319YY | 48PP80JM6319YY | |
| | | Polyurethane/Steel | 1200 | Roller | 47PU80J+0419YY | 48PU80J+0419YY | G, V |
| | | Polyurethane/Steel | 1200 | Precision w/ Top Hats | 47PU80JV6319YY | 48PU80JV6319YY | |
| | | Donut Tread PU | 1200 | Precision w/ Top Hats | 47RP80JK6319YY | 48RP80JK6319YY | |
| | | Solid Polyurethane | 1000 | Caged Roller | 47SU80JL0919YY | 48SU80JL0919YY | |
| | | Heavy Solid Polyurethane | 1400 | Precision w/ Top Hats | 47HU80JI6319YY | 48HU80JI6319YY | |
| | | Poly-U/Aluminum | 1000 | Roller | 47PA80J+0419YY | 48PA80J+0419YY | N, R |
| | | EZ Rolling Crowned PU/Steel | 1500 | Roller | 47SW80JU0419YY | 48SW80JU0419YY | |
| | | Semi Steel | 1200 | Roller | 47SS80JS0419YY | 48SS80JS0419YY | |
| | | Heavy Duty Steel | 1200 | Roller | 47HS80JS0419YY | 48HS80JS0419YY | |
| | | Ductile Steel | 2000 | Roller | 47DS80JR0419YY | 48DS80JR0419YY | |
| | | Ductile Steel | 2000 | Precision w/ Top Hats | 47DS80JR6319YY | 48DS80JR6319YY | |
| | | EZ Rolling Crowned Ductile Steel | 2000 | Roller | 47CS80JR0419YY | 48CS80JR0419YY | |
| | | V-Groove | 1200 | Roller | 47VG80JT0419YY | 48VG80JT0419YY | |
| | | Polyolefin | 1000 | Roller | 47PO80JB0419YY | 48PO80JB0419YY | |
| | | Polyolefin | 1000 | Prec. Rad. Ball | 47PO80JB6019YY | 48PO80JB6019YY | |
| | | Phenolic | 1400 | Roller | 47PH80JB0419YY | 48PH80JB0419YY | |
| | | Nylon | 1200 | Roller | 47NY80JE0419YY | 48NY80JE0419YY | |
| | | Nylon | 1200 | Prec. Rad. Ball | 47NY80JE6019YY | 48NY80JE6019YY | |
| | | Glass-filled Nylon | 1400 | Roller | 47MA80JB0419YY | 48MA80JB0419YY | |
| | | Glass-filled Nylon | 1400 | Prec. Rad. Ball | 47MA80JB6019YY | 48MA80JB6019YY | |
| | | Glass-filled Nylon | 1400 | Precision w/ Top Hats | 47MA80JB6319YY | 48MA80JB6319YY | |
| | | Poly-U/Glass-Nylon | 1400 | Roller | 47MU80J+0419YY | 48MU80J+0419YY | G, K |
| | | Poly-U/Glass-Nylon | 1400 | Prec. Rad. Ball | 47MU80J+6019YY | 48MU80J+6019YY | G, K |
| | | Poly-U/Glass-Nylon | 1400 | Precision w/ Top Hats | 47MU80JG6319YY | 48MU80JG6319YY | |
| | | Donut Tread Poly-U/Aluminum | 1000 | Precision w/ Top Hats | 47UA80JN6319YY | 48UA80JN6319YY | |

57/58 SERIES - KINGPINLESS - 6,000#

- ◆ UNIQUE HOT FORGED ASTM1045 STEEL KINGPINLESS DESIGN ELIMINATES PROBLEMS ASSOCIATED WITH KINGPIN FAILURE DUE TO SEVERE SHOCK LOADING
- ◆ TOP PLATE AND INNER RACEWAY ARE INTEGRALLY FORGED CONSTRUCTION
- ◆ PRECISION MACHINED AND INDUCTION HARDENED RACEWAY PROVIDES EXCEPTIONALLY SMOOTH PERFORMANCE
- ◆ 1/2" DIAMETER HRC45 STEEL BALL BEARINGS WITHSTAND SHOCK LOADING IN SEVERE ENVIRONMENTS
- ◆ ZINC PLATED
- ◆ GREASE FITTINGS IN SWIVEL RACEWAY
- ◆ 4-POSITION NOTCHES STANDARD
- ◆ 3/4" AXLE



APPLICATIONS

- ◆ TOW LINE & SHOCK LOAD APPLICATIONS
- ◆ AIR CARGO & GROUND SUPPORT
- ◆ PLATFORM TRUCKS & STORAGE CARTS
- ◆ WAREHOUSING & FREIGHT TERMINAL DOLLIES
- ◆ MILITARY EQUIPMENT

OPTIONS



Face Contact **F**



4-Position Lock (Weld) **P**



Bolt on 4-Position Lock sold separately #4PSL57




Thumb Screw **R**

Plates

| Plate | Size | Bolt Pattern | Mounting Bolt Dia. |
|-------|---------------|-----------------------------------|--------------------|
| 19 | 4-1/2 x 6-1/4 | 2-7/16 x 4-15/16 to 3-3/8 x 5-1/4 | 1/2 |

| Diameter | Overall Height | Swivel Radius |
|----------|----------------|---------------|
| 6 | 7-1/2 | 4-5/16 |
| 8 | 10-1/8 | 6-3/8 |
| 10 | 11-1/2 | 7-9/16 |
| 12 | 13-1/2 | 9-1/16 |



57/58 SERIES - KINGPINLESS - 6,000#

| Wheel Diameter | Tread Width | Wheel Type | Load Cap. | Bearing | Swivel | Rigid | +Color | |
|----------------|-------------|---------------------------------|-----------------------------|-----------------------|-----------------------|----------------|----------------|------|
| 6 | 2-1/2* | Yoke Only* | | | 57ZZ60L00019YY | 58ZZ60L00019YY | | |
| | | Rubber/Steel | 700 | Roller | 57RS60QB2419YY | 58RS60QB2419YY | | |
| | | Polyurethane/Steel | 1600 | Roller | 57PU60Q+2419YY | 58PU60Q+2419YY | G, V | |
| | | EZ Rolling Crowned PU/Steel | 1700 | Roller | 57SW60QU2419YY | 58SW60QU2419YY | | |
| | | EZ Rolling Crowned PU/Steel | 1700 | Tapered | 57SW60QU7019YY | 58SW60QU7019YY | | |
| | | Semi Steel | 1800 | Roller | 57SS60QS2419YY | 58SS60QS2419YY | | |
| | | Ductile Steel | 3500 | Roller | 57DS60QR2419YY | 58DS60QR2419YY | | |
| | | Ductile Steel | 3500 | Tapered | 57DS60QR7019YY | 58DS60QR7019YY | | |
| | | EZRolling Crowned Ductile Steel | 3500 | Roller | 57CD60QR2419YY | 58CD60QR2419YY | | |
| | | V-Groove | 2000 | Roller | 57VG60QT2419YY | 58VG60QT2419YY | | |
| | | Ductile V-Groove | 3500 | Roller | 57DV60QT2419YY | 58DV60QT2419YY | | |
| | Phenolic | 1600 | Roller | 57PH60QB2419YY | 58PH60QB2419YY | | | |
| | 3 | 3 | Yoke Only | | | 57ZZ60LZ8819YY | 58ZZ60LZ8819YY | |
| | | | Rubber/Steel | 750 | Roller | 57RS60LB2419YY | 58RS60LB2419YY | |
| | | | Rubber/Steel | 750 | Tapered | 57RS60LB7019YY | 58RS60LB7019YY | |
| | | | Rubber/Polyolefin | 800 | Roller | 57TP60L+2419YY | 58TP60L+2419YY | A, I |
| | | | Rubber/Polyolefin | 800 | Precision Radial Ball | 57TP60L+6919YY | 58TP60L+6919YY | A, I |
| | | | Poly-U/Polyolefin | 800 | Roller | 57PP60LM2419YY | 58PP60LM2419YY | |
| | | | Poly-U/Polyolefin | 800 | Precision Radial Ball | 57PP60LM6919YY | 58PP60LM6919YY | |
| | | | Polyurethane/Steel | 2000 | Roller | 57PU60L+2419YY | 58PU60L+2419YY | G, V |
| | | | Polyurethane/Steel | 2000 | Precision w/ Top Hats | 57PU60LG6519YY | 58PU60LG6519YY | |
| | | | EZ Rolling Crowned PU/Steel | 2000 | Roller | 57SW60LU2419YY | 58SW60LU2419YY | |
| | | | EZ Rolling Crowned PU/Steel | 2000 | Tapered | 57SW60LU7019YY | 58SW60LU7019YY | |
| | | Heavy Duty PU/Steel | 3000 | Roller | 57EX60LG2419YY | 58EX60LG2419YY | | |
| | | Heavy Duty PU/Steel | 3000 | Tapered | 57EX60LG7019YY | 58EX60LG7019YY | | |
| | | Heavy Duty PU/Steel | 3000 | Precision w/ Top Hats | 57EX60LG6519YY | 58EX60LG6519YY | | |
| | | Semi Steel | 2500 | Roller | 57SS60LS2419YY | 58SS60LS2419YY | | |
| | | Ductile Steel | 6000 | Roller | 57DS60LR2419YY | 58DS60LR2419YY | | |
| | | Ductile Steel | 6000 | Tapered | 57DS60LR7019YY | 58DS60LR7019YY | | |
| | | Ductile Steel | 4600 | Precision w/ Top Hats | 57DS60LR6519YY | 58DS60LR6519YY | | |
| | | EZRolling Crowned Ductile Steel | 6000 | Roller | 57CD60LR2419YY | 58CD60LR2419YY | | |
| | | EZRolling Crowned Ductile Steel | 6000 | Tapered | 57CD60LR7019YY | 58CD60LR7019YY | | |
| | | V-Groove | 2800 | Roller | 57VG60L+2419YY | 58VG60L+2419YY | T, W | |
| | | Ductile V-Groove | 5000 | Roller | 57DV60L+2419YY | 58DV60L+2419YY | T, W | |
| | | Ductile V-Groove | 5000 | Tapered | 57DV60L+7019YY | 58DV60L+7019YY | T, W | |
| | | Ductile V-Groove | 4600 | Precision w/ Top Hats | 57DV60LT6519YY | 58DV60LT6519YY | | |
| Phenolic | | 2000 | Roller | 57PH60LB2419YY | 58PH60LB2419YY | | | |
| 8 | 2-1/2* | Yoke Only* | | | 57ZZ80LZ8819YY | 58ZZ80LZ8819YY | | |
| | | Rubber/Steel | 700 | Roller | 57RS80QB2419YY | 58RS80QB2419YY | | |
| | | Polyurethane/Steel | 2000 | Roller | 57PU80Q+2419YY | 58PU80Q+2419YY | G, V | |
| | | EZ Rolling Crowned PU/Steel | 2000 | Roller | 57SW80QU2419YY | 58SW80QU2419YY | | |
| | | EZ Rolling Crowned PU/Steel | 2000 | Tapered | 57SW80QU7019YY | 58SW80QU7019YY | | |
| | | Semi Steel | 1800 | Roller | 57SS80QS2419YY | 58SS80QS2419YY | | |
| | | Ductile Steel | 4000 | Roller | 57DS80QR2419YY | 58DS80QR2419YY | | |
| | | Ductile Steel | 4000 | Tapered | 57DS80QR7019YY | 58DS80QR7019YY | | |
| | | EZRolling Crowned Ductile Steel | 4000 | Roller | 57CD80QR2419YY | 58CD80QR2419YY | | |
| | | V-Groove | 2500 | Roller | 57VG80QT2419YY | 58VG80QT2419YY | | |
| | | Ductile V-Groove | 3500 | Roller | 57DV80QT2419YY | 58DV80QT2419YY | | |
| | | Ductile V-Groove | 3500 | Tapered | 57DV80QT7019YY | 58DV80QT7019YY | | |
| | | Phenolic | 2000 | Roller | 57PH80QB2419YY | 58PH80QB2419YY | | |

*Yoke spacing for 3-1/4" hub length

57/58 SERIES - KINGPINLESS - 6,000#

| Wheel Diameter | Tread Width | Wheel Type | Load Cap. | Bearing | Swivel | Rigid | +Color |
|------------------|-------------|---------------------------------|----------------|-----------------------|----------------|----------------|--------|
| 8 (cont.) | 3 | Yoke Only | | | 57ZZ80LZ8819YY | 58ZZ80LZ8819YY | |
| | | Rubber/Steel | 900 | Roller | 57RS80LB2419YY | 58RS80LB2419YY | |
| | | Rubber/Steel | 900 | Tapered | 57RS80LB7019YY | 58RS80LB7019YY | |
| | | Rubber/Polyolefin | 850 | Roller | 57TP80L+2419YY | 58TP80L+2419YY | A, I |
| | | Rubber/Polyolefin | 850 | Precision Radial Ball | 57TP80L+6919YY | 58TP80L+6919YY | A, I |
| | | Poly-U/Polyolefin | 850 | Roller | 57PP80LM2419YY | 58PP80LM2419YY | |
| | | Poly-U/Polyolefin | 850 | Precision Radial Ball | 57PP80LM6919YY | 58PP80LM6919YY | |
| | | Polyurethane/Steel | 2500 | Roller | 57PU80L+2419YY | 58PU80L+2419YY | G, V |
| | | Polyurethane/Steel | 2500 | Precision w/ Top Hats | 57PU80LG6519YY | 58PU80LG6519YY | |
| | | EZ Rolling Crowned PU/Steel | 2500 | Roller | 57SW80LU2419YY | 58SW80LU2419YY | |
| | | EZ Rolling Crowned PU/Steel | 2500 | Tapered | 57SW80LU7019YY | 58SW80LU7019YY | |
| | | Heavy Duty PU/Steel | 3500 | Roller | 57EX80LG2419YY | 58EX80LG2419YY | |
| | | Heavy Duty PU/Steel | 3500 | Tapered | 57EX80LG7019YY | 58EX80LG7019YY | |
| | | Heavy Duty PU/Steel | 3500 | Precision w/ Top Hats | 57EX80LG6519YY | 58EX80LG6519YY | |
| | | Semi Steel | 2500 | Roller | 57SS80LS2419YY | 58SS80LS2419YY | |
| | | Ductile Steel | 6000 | Roller | 57DS80LR2419YY | 58DS80LR2419YY | |
| | | Ductile Steel | 6000 | Tapered | 57DS80LR7019YY | 58DS80LR7019YY | |
| | | Ductile Steel | 4600 | Precision w/ Top Hats | 57DS80LR6519YY | 58DS80LR6519YY | |
| | | EZRolling Crowned Ductile Steel | 6000 | Roller | 57CD80LR2419YY | 58CD80LR2419YY | |
| | | EZRolling Crowned Ductile Steel | 6000 | Tapered | 57CD80LR7019YY | 58CD80LR7019YY | |
| | | V-Groove | 2800 | Roller | 57VG80L+2419YY | 58VG80L+2419YY | T, W |
| Ductile V-Groove | 5000 | Roller | 57DV80L+2419YY | 58DV80L+2419YY | T, W | | |
| Ductile V-Groove | 5000 | Tapered | 57DV80L+7019YY | 58DV80L+7019YY | T, W | | |
| Phenolic | 2500 | Roller | 57PH80LB2419YY | 58PH80LB2419YY | | | |
| 10 | 2-1/2* | Yoke Only* | | | 57ZZ10LZ8819YY | 58ZZ10LZ8819YY | |
| | | Rubber/Steel | 950 | Roller | 57RS10QB2419YY | 58RS10QB2419YY | |
| | | Polyurethane/Steel | 2200 | Roller | 57PU10Q+2419YY | 58PU10Q+2419YY | G, V |
| | | EZ Rolling Crowned PU/Steel | 2500 | Roller | 57SW10QU2419YY | 58SW10QU2419YY | |
| | | Semi Steel | 2000 | Roller | 57SS10QS2419YY | 58SS10QS2419YY | |
| | | Phenolic | 2500 | Roller | 57PH10QB2419YY | 58PH10QB2419YY | |
| | 3 | Yoke Only | | | 57ZZ10LZ8819YY | 58ZZ10LZ8819YY | |
| | | Rubber/Steel | 1000 | Roller | 57RS10LB2419YY | 58RS10LB2419YY | |
| | | Rubber/Steel | 1000 | Tapered | 57RS10LB7019YY | 58RS10LB7019YY | |
| | | Rubber/Polyolefin | 1300 | Roller | 57TP10L+2419YY | 58TP10L+2419YY | A, I |
| | | Rubber/Polyolefin | 1300 | Precision Radial Ball | 57TP10L+6919YY | 58TP10L+6919YY | |
| | | Poly-U/Polyolefin | 1300 | Roller | 57PP10LM2419YY | 58PP10LM2419YY | |
| | | Poly-U/Polyolefin | 1300 | Precision Radial Ball | 57PP10LM6919YY | 58PP10LM6919YY | |
| | | Polyurethane/Steel | 3000 | Roller | 57PU10L+2419YY | 58PU10L+2419YY | G, V |
| | | Polyurethane/Steel | 3000 | Precision w/ Top Hats | 57PU10LG6519YY | 58PU10LG6519YY | |
| | | EZ Rolling Crowned PU/Steel | 3000 | Roller | 57SW10LU2419YY | 58SW10LU2419YY | |
| | | EZ Rolling Crowned PU/Steel | 3000 | Tapered | 57SW10LU7019YY | 58SW10LU7019YY | |
| | | Heavy Duty PU/Steel | 4000 | Roller | 57EX10LG2419YY | 58EX10LG2419YY | |
| | | Heavy Duty PU/Steel | 4000 | Tapered | 57EX10LG7019YY | 58EX10LG7019YY | |
| | | Heavy Duty PU/Steel | 4000 | Precision w/ Top Hats | 57EX10LG6519YY | 58EX10LG6519YY | |
| | | Semi Steel | 2500 | Roller | 57SS10LS2419YY | 58SS10LS2419YY | |
| | | Ductile Steel | 6000 | Roller | 57DS10LR2419YY | 58DS10LR2419YY | |
| | | Ductile Steel | 6000 | Tapered | 57DS10LR7019YY | 58DS10LR7019YY | |
| | | Ductile Steel | 4600 | Precision w/ Top Hats | 57DS10LR6519YY | 58DS10LR6519YY | |
| | | EZRolling Crowned Ductile Steel | 6000 | Roller | 57CD10LR2419YY | 58CD10LR2419YY | |
| | | EZRolling Crowned Ductile Steel | 6000 | Tapered | 57CD10LR7019YY | 58CD10LR7019YY | |
| | | V-Groove | 3000 | Roller | 57VG10L+2419YY | 58VG10L+2419YY | T, W |
| Ductile V-Groove | 6000 | Roller | 57DV10L+2419YY | 58DV10L+2419YY | T, W | | |
| Ductile V-Groove | 6000 | Tapered | 57DV10L+7019YY | 58DV10L+7019YY | T, W | | |
| Ductile V-Groove | 4600 | Precision w/ Top Hats | 57DV10LT6519YY | 58DV10LT6519YY | | | |
| Phenolic | 2500 | Roller | 57PH10LB2419YY | 58PH10LB2419YY | | | |

*Yoke spacing for 3-1/4" hub length

57/58 SERIES - KINGPINLESS - 6,000#

| Wheel Diameter | Tread Width | Wheel Type | Load Cap. | Bearing | Swivel | Rigid | +Color | |
|----------------|-------------|----------------------------------|-----------|-----------------------|----------------|----------------|----------------|--|
| 12 | 2-1/2* | Yoke Only* | | | 57ZZ12LZ8819YY | 58ZZ12LZ8819YY | | |
| | | Rubber/Steel | 1000 | Roller | 57RS12QB2419YY | 58RS12QB2419YY | | |
| | | Polyurethane/Steel | 2500 | Roller | 57PU12Q+2419YY | 58PU12Q+2419YY | G, V | |
| | | EZ Rolling Crowned PU/Steel | 2700 | Roller | 57SW12QU2419YY | 58SW12QU2419YY | | |
| | | Semi Steel | 1800 | Roller | 57SS12QS2419YY | 58SS12QS2419YY | | |
| | | Phenolic | 3000 | Roller | 57PH12QB2419YY | 58PH12QB2419YY | | |
| | 3 | Yoke Only | | | | 57ZZ12LZ8819YY | 58ZZ12LZ8819YY | |
| | | Rubber/Steel | 1200 | Roller | 57RS12LB2419YY | 58RS12LB2419YY | | |
| | | Rubber/Steel | 1200 | Tapered | 57RS12LB7019YY | 58RS12LB7019YY | | |
| | | Rubber/Polyolefin | 1500 | Roller | 57TP12LI2419YY | 58TP12LI2419YY | | |
| | | Rubber/Polyolefin | 1500 | Precision Radial Ball | 57TP12LI6919YY | 58TP12LI6919YY | | |
| | | Poly-U/Polyolefin | 1500 | Roller | 57PP12LM2419YY | 58PP12LM2419YY | | |
| | | Poly-U/Polyolefin | 1500 | Precision Radial Ball | 57PP12LM6919YY | 58PP12LM6919YY | | |
| | | Polyurethane/Steel | 3500 | Roller | 57PU12L+2419YY | 58PU12L+2419YY | G, V | |
| | | Polyurethane/Steel | 3500 | Precision w/ Top Hats | 57PU12LG6519YY | 58PU12LG6519YY | | |
| | | EZ Rolling Crowned PU/Steel | 3500 | Roller | 57SW12LU2419YY | 58SW12LU2419YY | | |
| | | EZ Rolling Crowned PU/Steel | 3500 | Tapered | 57SW12LU7019YY | 58SW12LU7019YY | | |
| | | Heavy Duty PU/Steel | 4000 | Roller | 57EX12LG2419YY | 58EX12LG2419YY | | |
| | | Heavy Duty PU/Steel | 4000 | Tapered | 57EX12LG7019YY | 58EX12LG7019YY | | |
| | | Heavy Duty PU/Steel | 4000 | Precision w/ Top Hats | 57EX12LG6519YY | 58EX12LG6519YY | | |
| | | Semi Steel | 2500 | Roller | 57SS12LS2419YY | 58SS12LS2419YY | | |
| | | Ductile Steel | 6000 | Roller | 57DS12LR2419YY | 58DS12LR2419YY | | |
| | | Ductile Steel | 6000 | Tapered | 57DS12LR7019YY | 58DS12LR7019YY | | |
| | | Ductile Steel | 4600 | Precision w/ Top Hats | 57DS12LR6519YY | 58DS12LR6519YY | | |
| | | EZ Rolling Crowned Ductile Steel | 6000 | Roller | 57CD12LR2419YY | 58CD12LR2419YY | | |
| | | EZ Rolling Crowned Ductile Steel | 6000 | Tapered | 57CD12LR7019YY | 58CD12LR7019YY | | |
| | | Phenolic | 3500 | Roller | 57PH12LB2419YY | 58PH12LB2419YY | | |
| | | Semi Pneumatic | 600 | Ball | 57PH12LC5319YY | 58SN12LC5319YY | | |

*Yoke spacing for 3-1/4" hub length

CHOOSING THE RIGHT WHEEL BEARINGS FOR YOUR APPLICATION

Roller Bearings



Standard bearing for general duty applications. All steel construction. Cost effective and reliable, but requires lubrication maintenance. Acceptable for high temperature applications.

Tapered Roller Bearings



Most effective bearing for maximizing load capacity. Performs well in towline and continuous use applications. Requires lubrication maintenance.

Sealed Precision Bearings



Ergonomic solution: Has the lowest rolling resistance of all bearing types. Requires the least amount of effort to start and maintain rolling motion. Sealed design requires no lubrication maintenance. Designed for use with top hat bushings. Wheel bore must be precision machined to install.

Precision Radial Ball Bearings



Features same ergonomic characteristics as Sealed Precision Bearings with the advantage of having the bushings integrated into the design of the bearing. Requires no lubrication maintenance. For use with non-metallic hub wheels only. Fits stock wheel bore sizes.

61/62 SERIES - KINGPINLESS - 7,000#

- ◆ UNIQUE HOT FORGED ASTM1045 STEEL KINGPINLESS DESIGN ELIMINATES PROBLEMS ASSOCIATED WITH KINGPIN FAILURE DUE TO SEVERE SHOCK LOADING
- ◆ TOP PLATE AND INNER RACEWAY ARE INTEGRALLY FORGED CONSTRUCTION
- ◆ PRECISION MACHINED AND INDUCTION HARDENED RACEWAY PROVIDES EXCEPTIONALLY SMOOTH PERFORMANCE
- ◆ 1/2" DIAMETER HRC45 STEEL BALL BEARINGS WITHSTAND SHOCK LOADING IN SEVERE ENVIRONMENTS
- ◆ ZINC PLATED
- ◆ GREASE FITTINGS IN SWIVEL RACEWAY
- ◆ 4-POSITION NOTCHES STANDARD
- ◆ 3/4" AXLE

APPLICATIONS

- ◆ TOW LINE & SHOCK LOAD APPLICATIONS
- ◆ AIR CARGO & GROUND SUPPORT
- ◆ PLATFORM TRUCKS & STORAGE CARTS
- ◆ WAREHOUSING & FREIGHT TERMINAL DOLLIES
- ◆ TRACTOR PULLED TRAILERS
- ◆ MILITARY EQUIPMENT



| Diameter | Overall Height | Swivel Radius |
|----------|----------------|---------------|
| 6 | 8 | 4-3/4 |
| 8 | 10-1/2 | 6-1/2 |
| 10 | 12-1/2 | 8-1/32 |
| 12 | 15-1/2 | 10-1/32 |

| Plates | | | |
|--------|---------------|--------------------------------|--------------------|
| Plate | Size | Bolt Pattern | Mounting Bolt Dia. |
| 25 | 5-1/4 X 7-1/4 | 3-3/8 x 5-1/4 to 4-1/8 x 6-1/8 | 1/2 |

OPTIONS



Face Contact **F**




4-Position Lock (Weld) **P**



Bolt on 4-Position Lock sold separately #4PSL61



Thumb Screw **R**



61/62 SERIES - KINGPINLESS - 7,000#

| Wheel Diameter | Tread Width | Wheel Type | Load Cap. | Bearing | Swivel | Rigid | +Color | |
|----------------|---------------------------------|---------------------------------|-----------------------|-----------------------|----------------|----------------|----------------|------|
| 6 | 2-1/2* | Yoke Only* | | | 61ZZ60L00025YY | 62ZZ60L00025YY | | |
| | | Rubber/Steel | 700 | Roller | 61RS60QB2425YY | 62RS60QB2425YY | | |
| | | Polyurethane/Steel | 1600 | Roller | 61PU60Q+2425YY | 62PU60Q+2425YY | G, V | |
| | | EZ Rolling Crowned PU/Steel | 1700 | Roller | 61SW60QU2425YY | 62SW60QU2425YY | | |
| | | EZ Rolling Crowned PU/Steel | 1700 | Tapered | 61SW60QU7025YY | 62SW60QU7025YY | | |
| | | Semi Steel | 1800 | Roller | 61SS60QS2425YY | 62SS60QS2425YY | | |
| | | Ductile Steel | 3500 | Roller | 61DS60QR2425YY | 62DS60QR2425YY | | |
| | | Ductile Steel | 3500 | Tapered | 61DS60QR7025YY | 62DS60QR7025YY | | |
| | | EZRolling Crowned Ductile Steel | 3500 | Roller | 61CD60QR2425YY | 62CD60QR2425YY | | |
| | | V-Groove | 2000 | Roller | 61VG60QT2425YY | 62VG60QT2425YY | | |
| | | Ductile V-Groove | 3500 | Roller | 61DV60QT2425YY | 62DV60QT2425YY | | |
| | | Phenolic | 1600 | Roller | 61PH60QB2425YY | 62PH60QB2425YY | | |
| | | Yoke Only | | | | 61ZZ60LZ8825YY | 62ZZ60LZ8825YY | |
| | | Rubber/Steel | 750 | Roller | | 61RS60LB2425YY | 62RS60LB2425YY | |
| | | Rubber/Steel | 750 | Tapered | | 61RS60LB7025YY | 62RS60LB7025YY | |
| | | Rubber/Polyolefin | 800 | Roller | | 61TP60L+2425YY | 62TP60L+2425YY | A, I |
| | | Rubber/Polyolefin | 800 | Precision Radial Ball | | 61TP60L+6925YY | 62TP60L+6925YY | A, I |
| | | Poly-U/Polyolefin | 800 | Roller | | 61PP60LM2425YY | 62PP60LM2425YY | |
| | Poly-U/Polyolefin | 800 | Precision Radial Ball | | 61PP60LM6925YY | 62PP60LM6925YY | | |
| | Polyurethane/Steel | 2000 | Roller | | 61PU60L+2425YY | 62PU60L+2425YY | G, V | |
| | Polyurethane/Steel | 2000 | Precision w/ Top Hats | | 61PU60LG6525YY | 62PU60LG6525YY | | |
| | EZ Rolling Crowned PU/Steel | 2000 | Roller | | 61SW60LU2425YY | 62SW60LU2425YY | | |
| | EZ Rolling Crowned PU/Steel | 2000 | Tapered | | 61SW60LU7025YY | 62SW60LU7025YY | | |
| | Heavy Duty PU/Steel | 3000 | Roller | | 61EX60LG2425YY | 62EX60LG2425YY | | |
| | Heavy Duty PU/Steel | 3000 | Tapered | | 61EX60LG7025YY | 62EX60LG7025YY | | |
| | Heavy Duty PU/Steel | 3000 | Precision w/ Top Hats | | 61EX60LG6525YY | 62EX60LG6525YY | | |
| | Semi Steel | 2500 | Roller | | 61SS60LS2425YY | 62SS60LS2425YY | | |
| | Ductile Steel | 6000 | Roller | | 61DS60LR2425YY | 62DS60LR2425YY | | |
| | Ductile Steel | 7000 | Tapered | | 61DS60LR7025YY | 62DS60LR7025YY | | |
| | Ductile Steel | 4600 | Precision w/ Top Hats | | 61DS60LR6525YY | 62DS60LR6525YY | | |
| | EZRolling Crowned Ductile Steel | 6000 | Roller | | 61CD60LR2425YY | 62CD60LR2425YY | | |
| | EZRolling Crowned Ductile Steel | 6000 | Tapered | | 61CD60LR7025YY | 62CD60LR7025YY | | |
| | V-Groove | 2800 | Roller | | 61VG60L+2425YY | 62VG60L+2425YY | T, W | |
| | Ductile V-Groove | 5000 | Roller | | 61DV60L+2425YY | 62DV60L+2425YY | T, W | |
| | Ductile V-Groove | 5000 | Tapered | | 61DV60L+7025YY | 62DV60L+7025YY | T, W | |
| | Ductile V-Groove | 4600 | Precision w/ Top Hats | | 61DV60LT6525YY | 62DV60LT6525YY | | |
| | Phenolic | 2000 | Roller | | 61PH60LB2425YY | 62PH60LB2425YY | | |

*Yoke spacing for 3-1/4" hub length

61/62 SERIES - KINGPINLESS - 7,000#

| Wheel Diameter | Tread Width | Wheel Type | Load Cap. | Bearing | Swivel | Rigid | +Color | |
|------------------|-------------|---------------------------------|----------------|-----------------------|----------------|----------------|----------------|--|
| 8 | 2-1/2* | Yoke Only* | | | 61ZZ80LZ8825YY | 62ZZ80LZ8825YY | | |
| | | Rubber/Steel | 700 | Roller | 61RS80QB2425YY | 62RS80QB2425YY | | |
| | | Polyurethane/Steel | 1600 | Roller | 61PU80Q+2425YY | 62PU80Q+2425YY | G, V | |
| | | Semi Steel | 1800 | Roller | 61SS80QS2425YY | 62SS80QS2425YY | | |
| | | Ductile Steel | 4000 | Roller | 61DS80QR2425YY | 62DS80QR2425YY | | |
| | | Ductile Steel | 4000 | Tapered | 61DS80QR7025YY | 62DS80QR7025YY | | |
| | | EZRolling Crowned Ductile Steel | 4000 | Roller | 61CD80QR2425YY | 62CD80QR2425YY | | |
| | | V-Groove | 2500 | Roller | 61VG80QT2425YY | 62VG80QT2425YY | | |
| | | Ductile V-Groove | 3500 | Roller | 61DV80QT2425YY | 62DV80QT2425YY | | |
| | | Ductile V-Groove | 3500 | Tapered | 61DV80QT7025YY | 62DV80QT7025YY | | |
| | | Phenolic | 2000 | Roller | 61PH80QB2425YY | 62PH80QB2425YY | | |
| | 3 | Yoke Only | | | | 61ZZ80LZ8825YY | 62ZZ80LZ8825YY | |
| | | Rubber/Steel | 900 | Roller | 61RS80LB2425YY | 62RS80LB2425YY | | |
| | | Rubber/Steel | 900 | Tapered | 61RS80LB7025YY | 62RS80LB7025YY | | |
| | | Rubber/Polyolefin | 850 | Roller | 61TP80L+2425YY | 62TP80L+2425YY | A, I | |
| | | Rubber/Polyolefin | 850 | Precision Radial Ball | 61TP80L+6925YY | 62TP80L+6925YY | A, I | |
| | | Poly-U/Polyolefin | 850 | Roller | 61PP80LM2425YY | 62PP80LM2425YY | | |
| | | Poly-U/Polyolefin | 850 | Precision Radial Ball | 61PP80LM6925YY | 62PP80LM6925YY | | |
| | | Polyurethane/Steel | 2500 | Roller | 61PU80L+2425YY | 62PU80L+2425YY | G, V | |
| | | Polyurethane/Steel | 2500 | Precision w/ Top Hats | 61PU80LG6525YY | 62PU80LG6525YY | | |
| | | EZ Rolling Crowned PU/Steel | 2500 | Roller | 61SW80LU2425YY | 62SW80LU2425YY | | |
| | | EZ Rolling Crowned PU/Steel | 2500 | Tapered | 61SW80LU7025YY | 62SW80LU7025YY | | |
| | | Heavy Duty PU/Steel | 3500 | Roller | 61EX80LG2425YY | 62EX80LG2425YY | | |
| | | Heavy Duty PU/Steel | 3500 | Tapered | 61EX80LG7025YY | 62EX80LG7025YY | | |
| | | Heavy Duty PU/Steel | 3500 | Precision w/ Top Hats | 61EX80LG6525YY | 62EX80LG6525YY | | |
| | | Semi Steel | 2500 | Roller | 61SS80LS2425YY | 62SS80LS2425YY | | |
| | | Ductile Steel | 6000 | Roller | 61DS80LR2425YY | 62DS80LR2425YY | | |
| | | Ductile Steel | 7000 | Tapered | 61DS80LR7025YY | 62DS80LR7025YY | | |
| | | Ductile Steel | 4600 | Precision w/ Top Hats | 61DS80LR6525YY | 62DS80LR6525YY | | |
| | | EZRolling Crowned Ductile Steel | 6000 | Roller | 61CD80LR2425YY | 62CD80LR2425YY | | |
| | | EZRolling Crowned Ductile Steel | 7000 | Tapered | 61CD80LR7025YY | 62CD80LR7025YY | | |
| | | V-Groove | 2800 | Roller | 61VG80L+2425YY | 62VG80L+2425YY | T, W | |
| Ductile V-Groove | 5000 | Roller | 61DV80L+2425YY | 62DV80L+2425YY | T, W | | | |
| Ductile V-Groove | 5000 | Tapered | 61DV80L+7025YY | 62DV80L+7025YY | T, W | | | |
| Phenolic | 2500 | Roller | 61PH80LB2425YY | 62PH80LB2425YY | | | | |
| 10 | 2-1/2* | Yoke Only* | | | 61ZZ10LZ8825YY | 62ZZ10LZ8825YY | | |
| | | Rubber/Steel | 950 | Roller | 61RS10QB2425YY | 62RS10QB2425YY | | |
| | | Polyurethane/Steel | 2200 | Roller | 61PU10Q+2425YY | 62PU10Q+2425YY | G, V | |
| | | EZ Rolling Crowned PU/Steel | 2500 | Roller | 61SW10QU2425YY | 62SW10QU2425YY | | |
| | | Semi Steel | 2000 | Roller | 61SS10QS2425YY | 62SS10QS2425YY | | |
| | | Phenolic | 2000 | Roller | 61PH10QB2425YY | 62PH10QB2425YY | | |

*Yoke spacing for 3-1/4" hub length

61/62 SERIES - KINGPINLESS - 7,000#

| Wheel Diameter | Tread Width | Wheel Type | Load Cap. | Bearing | Swivel | Rigid | +Color |
|-----------------------------|----------------------------------|----------------------------------|-----------|-----------------------|----------------|----------------|----------------|
| 10 (Cont.) | 3 | Yoke Only | | | 61ZZ10LZ8825YY | 62ZZ10LZ8825YY | |
| | | Rubber/Steel | 1000 | Roller | 61RS10LB2425YY | 62RS10LB2425YY | |
| | | Rubber/Steel | 1000 | Tapered | 61RS10LB7025YY | 62RS10LB7025YY | |
| | | Rubber/Polyolefin | 1300 | Roller | 61TP10L+2425YY | 62TP10L+2425YY | A, I |
| | | Rubber/Polyolefin | 1300 | Precision Radial Ball | 61TP10L+6925YY | 62TP10L+6925YY | A, I |
| | | Poly-U/Polyolefin | 1300 | Roller | 61PP10LM2425YY | 62PP10LM2425YY | |
| | | Poly-U/Polyolefin | 1300 | Precision Radial Ball | 61PP10LM6925YY | 62PP10LM6925YY | |
| | | Polyurethane/Steel | 3000 | Roller | 61PU10L+2425YY | 62PU10L+2425YY | G, V |
| | | Polyurethane/Steel | 3000 | Precision w/ Top Hats | 61PU10LG6525YY | 62PU10LG6525YY | |
| | | EZ Rolling Crowned PU/Steel | 3000 | Roller | 61SW10LU2425YY | 62SW10LU2425YY | |
| | | EZ Rolling Crowned PU/Steel | 3000 | Tapered | 61SW10LU7025YY | 62SW10LU7025YY | |
| | | Heavy Duty PU/Steel | 4000 | Roller | 61EX10LG2425YY | 62EX10LG2425YY | |
| | | Heavy Duty PU/Steel | 4000 | Tapered | 61EX10LG7025YY | 62EX10LG7025YY | |
| | | Heavy Duty PU/Steel | 4000 | Precision w/ Top Hats | 61EX10LG6525YY | 62EX10LG6525YY | |
| | | Semi Steel | 2500 | Roller | 61SS10LS2425YY | 62SS10LS2425YY | |
| | | Ductile Steel | 6000 | Roller | 61DS10LR2425YY | 62DS10LR2425YY | |
| | | Ductile Steel | 7000 | Tapered | 61DS10LR7025YY | 62DS10LR7025YY | |
| | | Ductile Steel | 4600 | Precision w/ Top Hats | 61DS10LR6525YY | 62DS10LR6525YY | |
| | | EZ Rolling Crowned Ductile Steel | 6000 | Roller | 61CD10LR2425YY | 62CD10LR2425YY | |
| | | EZ Rolling Crowned Ductile Steel | 7000 | Tapered | 61CD10LR7025YY | 62CD10LR7025YY | |
| | | EZ Rolling Crowned Ductile Steel | 4600 | Precision w/ Top Hats | 61CD10LR6525YY | 62CD10LR6525YY | |
| | | V-Groove | 3000 | Roller | 61VG10L+2425YY | 62VG10L+2425YY | T, W |
| | | Ductile V-Groove | 6000 | Roller | 61DV10L+2425YY | 62DV10L+2425YY | T, W |
| | | Ductile V-Groove | 6000 | Tapered | 61DV10L+7025YY | 62DV10L+7025YY | T, W |
| | | Phenolic | 2500 | Roller | 61PH10LB2425YY | 62PH10LB2425YY | |
| | | 12 | 2-1/2* | Yoke Only* | | | 61ZZ12LZ8825YY |
| Rubber/Steel | 1000 | | | Roller | 61RS12QB2425YY | 62RS12QB2425YY | |
| Polyurethane/Steel | 2500 | | | Roller | 61PU12Q+2425YY | 62PU12Q+2425YY | G, V |
| EZ Rolling Crowned PU/Steel | 2700 | | | Roller | 61SW12QU2425YY | 62SW12QU2425YY | |
| Semi Steel | 1800 | | | Roller | 61SS12QS2425YY | 62SS12QS2425YY | |
| Phenolic | 3000 | | | Roller | 61PH12QB2425YY | 62PH12QB2425YY | |
| 3 | Yoke Only | | | | 61ZZ12LZ8825YY | 62ZZ12LZ8825YY | |
| | Rubber/Steel | | 1200 | Roller | 61RS12LB2425YY | 62RS12LB2425YY | |
| | Rubber/Steel | | 1200 | Tapered | 61RS12LB7025YY | 62RS12LB7025YY | |
| | Rubber/Polyolefin | | 1500 | Roller | 61TP12L+2425YY | 62TP12L+2425YY | A, I |
| | Rubber/Polyolefin | | 1500 | Precision Radial Ball | 61TP12L+6925YY | 62TP12L+6925YY | A, I |
| | Poly-U/Polyolefin | | 1500 | Roller | 61PP12LM2425YY | 62PP12LM2425YY | |
| | Poly-U/Polyolefin | | 1500 | Precision Radial Ball | 61PP12LM6925YY | 62PP12LM6925YY | |
| | Polyurethane/Steel | | 3500 | Roller | 61PU12L+2425YY | 62PU12L+2425YY | G, V |
| | Polyurethane/Steel | | 3500 | Precision w/ Top Hats | 61PU12LG6525YY | 62PU12LG6525YY | |
| | EZ Rolling Crowned PU/Steel | | 3500 | Roller | 61SW12LU2425YY | 62SW12LU2425YY | |
| | EZ Rolling Crowned PU/Steel | | 3500 | Tapered | 61SW12LU7025YY | 62SW12LU7025YY | |
| | Heavy Duty PU/Steel | | 4000 | Roller | 61EX12LG2425YY | 62EX12LG2425YY | |
| | Heavy Duty PU/Steel | | 4000 | Tapered | 61EX12LG7025YY | 62EX12LG7025YY | |
| | Heavy Duty PU/Steel | | 4000 | Precision w/ Top Hats | 61EX12LG6525YY | 62EX12LG6525YY | |
| | Semi Steel | | 2500 | Roller | 61SS12LS2425YY | 62SS12LS2425YY | |
| | Ductile Steel | | 6000 | Roller | 61DS12LR2425YY | 62DS12LR2425YY | |
| | Ductile Steel | | 7000 | Tapered | 61DS12LR7025YY | 62DS12LR7025YY | |
| | Ductile Steel | | 4600 | Precision w/ Top Hats | 61DS12LR6525YY | 62DS12LR6525YY | |
| | EZ Rolling Crowned Ductile Steel | | 6000 | Roller | 61CD12LR2425YY | 62CD12LR2425YY | |
| | EZ Rolling Crowned Ductile Steel | | 7000 | Tapered | 61CD12LR7025YY | 62CD12LR7025YY | |
| | Phenolic | | 3500 | Roller | 61PH12LB2425YY | 62PH12LB2425YY | |
| | Semi Pneumatic | | 600 | Ball | 61SN12LC5325YY | 62SN12LC5325YY | |

*Yoke spacing for 3-1/4" hub length

63/64 SERIES - KINGPINLESS - 20,000#

- ◆ UNIQUE HOT FORGED ASTM1045 STEEL KINGPINLESS DESIGN ELIMINATES PROBLEMS ASSOCIATED WITH KINGPIN FAILURE DUE TO SEVERE SHOCK LOADING
- ◆ TOP PLATE AND INNER RACEWAY ARE INTEGRALLY FORGED CONSTRUCTION
- ◆ PRECISION MACHINED AND INDUCTION HARDENED RACEWAY PROVIDES EXCEPTIONALLY SMOOTH PERFORMANCE
- ◆ ZINC PLATED
- ◆ GREASE FITTINGS IN SWIVEL RACEWAY
- ◆ 1/2" MOUNTING BOLT DIAMETER
- ◆ 1" AXLE FOR 3" WIDE WHEELS
- ◆ 1-1/4" AXLE FOR 4" WIDE WHEELS

OPTIONS



APPLICATIONS

- ◆ TOW LINE & SHOCK LOAD APPLICATIONS
- ◆ AIR CARGO & GROUND SUPPORT
- ◆ PLATFORM TRUCKS & STORAGE CARTS
- ◆ WAREHOUSING & FREIGHT TERMINAL DOLLIES
- ◆ TRACTOR PULLED TRAILERS
- ◆ MILITARY EQUIPMENT

| Diameter | Overall Height | Swivel Radius |
|----------|----------------|---------------|
| 6 | 8-1/2 | 4-3/4 |
| 8 | 10-1/2 | 6-3/16 |
| 10 | 12-1/2 | 7-11/16 |
| 12 | 15-1/2 | 9-5/8 |


| Plates | | | |
|--------|---------------|----------------------------|--------------------|
| Plate | Size | Bolt Pattern | Mounting Bolt Dia. |
| 30 | 6-1/4 x 7-1/2 | 4-1/2 x 6 to 4-1/8 x 6-1/8 | 1/2 to 9/16 |

| Wheel Diameter | Tread Width | Wheel Type | Load Cap. | Bearing | Swivel | Rigid | +Color |
|----------------|-------------|---------------------------------|----------------|-----------------------|----------------|----------------|--------|
| 6 | 3 | Yoke Only | | | 63ZZ60LZ7130YY | 64ZZ60LZ7130YY | |
| | | Rubber/Steel | 750 | Roller | 63RS60LB2630YY | 64RS60LB2630YY | |
| | | Rubber/Steel | 750 | Tapered | 63RS60LB7130YY | 64RS60LB7130YY | |
| | | Rubber/Polyolefin | 800 | Roller | 63TP60L+2630YY | 64TP60L+2630YY | A, I |
| | | Poly-U/Polyolefin | 800 | Roller | 63PP60LM2630YY | 64PP60LM2630YY | |
| | | Polyurethane/Steel | 2000 | Roller | 63PU60L+2630YY | 64PU60L+2630YY | G, V |
| | | EZ Rolling Crowned PU/Steel | 2000 | Roller | 63SW60LU2630YY | 64SW60LU2630YY | |
| | | EZ Rolling Crowned PU/Steel | 2000 | Tapered | 63SW60LU7130YY | 64SW60LU7130YY | |
| | | Heavy Duty PU/Steel | 3000 | Roller | 63EX60LG2630YY | 64EX60LG2630YY | |
| | | Heavy Duty PU/Steel | 3000 | Tapered | 63EX60LG7130YY | 64EX60LG7130YY | |
| | | Heavy Duty PU/Steel | 3000 | Precision w/ Top Hats | 63EX60LG6730YY | 64EX60LG6730YY | |
| | | Semi Steel | 2500 | Roller | 63SS60LS2630YY | 64SS60LS2630YY | |
| | | Ductile Steel | 6000 | Roller | 63DS60LR2630YY | 64DS60LR2630YY | |
| | | Ductile Steel | 10000 | Tapered | 63DS60LR7130YY | 64DS60LR7130YY | |
| | | Ductile Steel | 6600 | Precision w/ Top Hats | 63DS60LR6730YY | 64DS60LR6730YY | |
| | | EZRolling Crowned Ductile Steel | 6000 | Roller | 63CD60LR2630YY | 64CD60LR2630YY | |
| | | EZRolling Crowned Ductile Steel | 10000 | Tapered | 63CD60LR7130YY | 64CD60LR7130YY | |
| | | V-Groove | 2800 | Roller | 63VG60L+2630YY | 64VG60L+2630YY | T, W |
| | | Ductile V-Groove | 5000 | Roller | 63DV60L+2630YY | 64DV60L+2630YY | T, W |
| | | Ductile V-Groove | 5000 | Tapered | 63DV60L+7130YY | 64DV60L+7130YY | T, W |
| Phenolic | 2000 | Roller | 63PH60LB2630YY | 64PH60LB2630YY | | | |



63/64 SERIES - KINGPINLESS - 20,000#

| Wheel Diameter | Tread Width | Wheel Type | Load Cap. | Bearing | Swivel | Rigid | +Color | |
|----------------------------------|---------------------|----------------------------------|-----------------------|-----------------------|----------------|----------------|----------------|--|
| 8 | 3 | Yoke Only | | | 63ZZ80LZ7130YY | 64ZZ80LZ7130YY | | |
| | | Rubber/Steel | 900 | Roller | 63RS80LB2630YY | 64RS80LB2630YY | | |
| | | Rubber/Steel | 900 | Tapered | 63RS80LB7130YY | 64RS80LB7130YY | | |
| | | Rubber/Polyolefin | 850 | Roller | 63TP80L+2630YY | 64TP80L+2630YY | A, I | |
| | | Poly-U/Polyolefin | 850 | Roller | 63PP80LM2630YY | 64PP80LM2630YY | | |
| | | Polyurethane/Steel | 2500 | Roller | 63PU80L+2630YY | 64PU80L+2630YY | G, V | |
| | | EZ Rolling Crowned PU/Steel | 2500 | Roller | 63SW80LU2630YY | 64SW80LU2630YY | | |
| | | EZ Rolling Crowned PU/Steel | 2500 | Tapered | 63SW80LU7130YY | 64SW80LU7130YY | | |
| | | Heavy Duty PU/Steel | 3500 | Roller | 63EX80LG2630YY | 64EX80LG2630YY | | |
| | | Heavy Duty PU/Steel | 3500 | Tapered | 63EX80LG7130YY | 64EX80LG7130YY | | |
| | | Heavy Duty PU/Steel | 3500 | Precision w/ Top Hats | 63EX80LG6730YY | 64EX80LG6730YY | | |
| | | Semi Steel | 2500 | Roller | 63SS80LS2630YY | 64SS80LS2630YY | | |
| | | Ductile Steel | 6000 | Roller | 63DS80LR2630YY | 64DS80LR2630YY | | |
| | | Ductile Steel | 10000 | Tapered | 63DS80LR7130YY | 64DS80LR7130YY | | |
| | | Ductile Steel | 6600 | Precision w/ Top Hats | 63DS80LR6730YY | 64DS80LR6730YY | | |
| | | EZ Rolling Crowned Ductile Steel | 6000 | Roller | 63CD80LR2630YY | 64CD80LR2630YY | | |
| | | EZ Rolling Crowned Ductile Steel | 10000 | Tapered | 63CD80LR7130YY | 64CD80LR7130YY | | |
| | | V-Groove | 2800 | Roller | 63VG80L+2630YY | 64VG80L+2630YY | T, W | |
| | Ductile V-Groove | 5000 | Roller | 63DV80L+2630YY | 64DV80L+2630YY | T, W | | |
| | Ductile V-Groove | 5000 | Tapered | 63DV80L+7130YY | 64DV80L+7130YY | T, W | | |
| | Phenolic | 2500 | Roller | 63PH80LB2630YY | 64PH80LB2630YY | | | |
| | Yoke Only | | | 63ZZ80NZ740YY | 64ZZ80NZ7430YY | | | |
| | Polyurethane/Steel | 3800 | Roller | 63PU80NG3330YY | 64PU80NG3330YY | | | |
| | Heavy Duty PU/Steel | 4000 | Roller | 63EX80NG3330YY | 64EX80NG3330YY | | | |
| | Heavy Duty PU/Steel | 4000 | Tapered | 63EX80NG7430YY | 64EX80NG7430YY | | | |
| | Heavy Duty PU/Steel | 4000 | Precision w/ Top Hats | 63EX80NG6830YY | 64EX80NG6830YY | | | |
| | Ductile Steel | 8000 | Roller | 63DS80NR3330YY | 64DS80NR3330YY | | | |
| | Ductile Steel | 20000 | Tapered | 63DS80NR7430YY | 64DS80NR7430YY | | | |
| | Ductile Steel | 8600 | Precision w/ Top Hats | 63DS80NR6830YY | 64DS80NR6830YY | | | |
| | 10 | 3 | Yoke Only | | | 63ZZ10LZ7130YY | 64ZZ10LZ7130YY | |
| | | | Rubber/Steel | 1000 | Roller | 63RS10LB2630YY | 64RS10LB2630YY | |
| | | | Rubber/Steel | 1000 | Tapered | 63RS10LB7130YY | 64RS10LB7130YY | |
| Rubber/Polyolefin | | | 1300 | Roller | 63TP10L+2630YY | 64TP10L+2630YY | A, I | |
| Polyurethane/Steel | | | 3000 | Roller | 63PU10L+2630YY | 64PU10L+2630YY | G, V | |
| EZ Rolling Crowned PU/Steel | | | 3000 | Roller | 63SW10LU2630YY | 64SW10LU2630YY | | |
| EZ Rolling Crowned PU/Steel | | | 3000 | Tapered | 63SW10LU7130YY | 64SW10LU7130YY | | |
| Heavy Duty PU/Steel | | | 4000 | Roller | 63EX10LG2630YY | 64EX10LG2630YY | | |
| Heavy Duty PU/Steel | | | 4000 | Tapered | 63EX10LG7130YY | 64EX10LG7130YY | | |
| Heavy Duty PU/Steel | | | 4000 | Precision w/ Top Hats | 63EX10LG6730YY | 64EX10LG6730YY | | |
| Semi Steel | | | 2500 | Roller | 63SS10LS2630YY | 64SS10LS2630YY | | |
| Ductile Steel | | | 6000 | Roller | 63DS10LR2630YY | 64DS10LR2630YY | | |
| Ductile Steel | | 6000 | Tapered | 63DS10LR7130YY | 64DS10LR7130YY | | | |
| Ductile Steel | | 6600 | Precision w/ Top Hats | 63DS10LR6730YY | 64DS10LR6730YY | | | |
| EZ Rolling Crowned Ductile Steel | | 6000 | Roller | 63CD10LR2630YY | 64CD10LR2630YY | | | |
| EZ Rolling Crowned Ductile Steel | | 6000 | Tapered | 63CD10LR7130YY | 64CD10LR7130YY | | | |
| V-Groove | | 6000 | Roller | 63VG10L+2630YY | 64VG10L+2630YY | T, W | | |
| Ductile V-Groove | | 6000 | Roller | 63DV10L+2630YY | 64DV10L+2630YY | T, W | | |
| Ductile V-Groove | | 6000 | Tapered | 63DV10L+7130YY | 64DV10L+7130YY | T, W | | |
| Phenolic | | 2500 | Roller | 63PH10LB2630YY | 64PH10LB2630YY | | | |



63/64 SERIES - KINGPINLESS - 20,000#

| Wheel Diameter | Tread Width | Wheel Type | Load Cap. | Bearing | Swivel | Rigid | +Color | |
|---------------------|-------------|----------------------------------|---------------------|-----------------------|----------------|----------------|----------------|--|
| 10 | 4 | Yoke Only | | | 63ZZ10NZ7430YY | 64ZZ10NZ7430YY | | |
| | | Rubber/Steel | 1400 | Roller | 63RS10NB3330YY | 64RS10NB3330YY | | |
| | | Heavy Duty PU/Steel | 5000 | Roller | 63EX10NG3330YY | 64EX10NG3330YY | | |
| | | Heavy Duty PU/Steel | 5000 | Tapered | 63EX10NG7430YY | 64EX10NG7430YY | | |
| | | Heavy Duty PU/Steel | 5000 | Precision w/ Top Hats | 63EX10NG6830YY | 64EX10NG6830YY | | |
| | | Ductile Steel | 8000 | Roller | 63DS10NR3330YY | 64DS10NR3330YY | | |
| | | Ductile Steel | 20000 | Tapered | 63DS10NR7430YY | 64DS10NR7430YY | | |
| | | Ductile Steel | 8600 | Precision w/ Top Hats | 63DS10NR6830YY | 64DS10NR6830YY | | |
| 12 | 3 | Yoke Only | | | 63ZZ12LZ7130YY | 64ZZ12LZ7130YY | | |
| | | Rubber/Steel | 1200 | Roller | 63RS12LB2630YY | 64RS12LB2630YY | | |
| | | Rubber/Steel | 1200 | Tapered | 63RS12LB7130YY | 64RS12LB7130YY | | |
| | | Rubber/Polyolefin | 1500 | Roller | 63TP12L+2630YY | 64TP12L+2630YY | A, I | |
| | | Poly-U/Polyolefin | 1500 | Roller | 63PP12LM2630YY | 64PP12LM2630YY | | |
| | | Polyurethane/Steel | 3500 | Roller | 63PU12L+2630YY | 64PU12L+2630YY | G, V | |
| | | EZ Rolling Crowned PU/Steel | 3500 | Roller | 63SW12LU2630YY | 64SW12LU2630YY | | |
| | | EZ Rolling Crowned PU/Steel | 3500 | Tapered | 63SW10LU7130YY | 64SW10LU7130YY | | |
| | | Heavy Duty PU/Steel | 4000 | Roller | 63EX12LG2630YY | 64EX12LG2630YY | | |
| | | Heavy Duty PU/Steel | 4000 | Tapered | 63EX12LG7130YY | 64EX12LG7130YY | | |
| | | Heavy Duty PU/Steel | 4000 | Precision w/ Top Hats | 63EX12LG6730YY | 64EX12LG6730YY | | |
| | | Semi Steel | 2500 | Roller | 63SS12LS2630YY | 64SS12LS2630YY | | |
| | | Ductile Steel | 6000 | Roller | 63DS12LR2630YY | 64DS12LR2630YY | | |
| | | Ductile Steel | 10000 | Tapered | 63DS12LR7130YY | 64DS12LR7130YY | | |
| | | EZ Rolling Crowned Ductile Steel | 6000 | Roller | 63CD12LR2630YY | 64CD12LR2630YY | | |
| | | EZ Rolling Crowned Ductile Steel | 10000 | Tapered | 63CD12LR7130YY | 64CD12LR7130YY | | |
| | | Phenolic | 3500 | Roller | 63PH12LB2630YY | 64PH12LB2630YY | | |
| | | 3-1/2 | Phenolic | 4000 | Roller | 63PH12MB3330YY | 64PH12MB3330YY | |
| | 4 | 4 | Yoke Only | | | 63ZZ12NZ7430YY | 64ZZ12NZ7430YY | |
| | | | Rubber/Steel | 1600 | Roller | 63RS12NB3330YY | 64RS12NB3330YY | |
| | | | Heavy Duty PU/Steel | 5800 | Roller | 63EX12NG3330YY | 64EX12NG3330YY | |
| | | | Heavy Duty PU/Steel | 5800 | Tapered | 63EX12NG7430YY | 64EX12NG7430YY | |
| Heavy Duty PU/Steel | | | 5800 | Precision w/ Top Hats | 63EX12NG6830YY | 64EX12NG6830YY | | |
| Ductile Steel | | | 9000 | Roller | 63DS12NR3330YY | 64DS12NR3330YY | | |
| Ductile Steel | | | 20000 | Tapered | 63DS12NR7430YY | 64DS12NR7430YY | | |

65/66 SERIES - KINGPINLESS - 40,000#

- ◆ UNIQUE HOT FORGED ASTM1045 STEEL KINGPINLESS DESIGN ELIMINATES PROBLEMS ASSOCIATED WITH KINGPIN FAILURE DUE TO SEVERE SHOCK LOADING
- ◆ TOP PLATE AND INNER RACEWAY ARE INTEGRALLY FORGED CONSTRUCTION
- ◆ PRECISION MACHINED AND INDUCTION HARDENED RACEWAY PROVIDES EXCEPTIONALLY SMOOTH PERFORMANCE
- ◆ ZINC PLATED
- ◆ GREASE FITTINGS IN SWIVEL RACEWAY
- ◆ 1-1/4" AXLE



OPTIONS



| Diameter | Overall Height | Swivel Radius |
|----------|----------------|---------------|
| 8 | 11 | 6 |
| 10 | 13 | 7-1/2 |
| 12 | 15-1/2 | 9 |

| Plates | | | |
|--------|---------------|--------------|--------------------|
| Plate | Size | Bolt Pattern | Mounting Bolt Dia. |
| 45 | 8-1/2 x 8-1/2 | 7 x 7 | 5/8 |

| Wheel Diameter | Tread Width | Wheel Type | Load Cap. | Bearing | Swivel | Rigid |
|----------------|-------------|---------------------|-----------|-----------------------|----------------|----------------|
| 8 | 4 | Yoke Only | | | 65ZZ80NZ7445YY | 66ZZ80NZ7445YY |
| | | Polyurethane/Steel | 3500 | Roller | 65PU80NG3345YY | 66PU80NG3345YY |
| | | Heavy Duty PU/Steel | 4000 | Roller | 65EX80NG3345YY | 66EX80NG3345YY |
| | | Heavy Duty PU/Steel | 4000 | Tapered | 65EX80NG7445YY | 66EX80NG7445YY |
| | | Heavy Duty PU/Steel | 4000 | Precision w/ Top Hats | 65EX80NG6845YY | 66EX80NG6845YY |
| | | Ductile Steel | 8000 | Roller | 65DS80NR3345YY | 66DS80NR3345YY |
| | | Ductile Steel | 20000 | Tapered | 65DS80NR7445YY | 66DS80NR7445YY |
| | | Ductile Steel | 8600 | Precision w/ Top Hats | 65DS80NR6845YY | 66DS80NR6845YY |
| 10 | 4 | Yoke Only | | | 65ZZ10NZ7445YY | 66ZZ10NZ7445YY |
| | | Rubber/Steel | 1400 | Roller | 65RS10NB3345YY | 66RS10NB3345YY |
| | | Heavy Duty PU/Steel | 5800 | Roller | 65EX10NG3345YY | 66EX10NG3345YY |
| | | Heavy Duty PU/Steel | 5800 | Tapered | 65EX10NG7445YY | 66EX10NG7445YY |
| | | Heavy Duty PU/Steel | 5800 | Precision w/ Top Hats | 65EX10NG6845YY | 66EX10NG6845YY |
| | | Ductile Steel | 8000 | Roller | 65DS10NR3345YY | 66DS10NR3345YY |
| | | Ductile Steel | 20000 | Tapered | 65DS10NR7445YY | 66DS10NR7445YY |
| | | Ductile Steel | 8600 | Precision w/ Top Hats | 65DS10NR6845YY | 66DS10NR6845YY |
| 12 | 3-1/2 | Phenolic | 4000 | Roller | 65PH12MB3345YY | 66PH12MB3345YY |
| | | Yoke Only | | | 65ZZ12NZ7445YY | 66ZZ12NZ7445YY |
| | 4 | Rubber/Steel | 1600 | Roller | 65RS12NB3345YY | 66RS12NB3345YY |
| | | Heavy Duty PU/Steel | 5800 | Roller | 65EX12NG3345YY | 66EX12NG3345YY |
| | | Heavy Duty PU/Steel | 5800 | Tapered | 65EX12NG7445YY | 66EX12NG7445YY |
| | | Heavy Duty PU/Steel | 5800 | Precision w/ Top Hats | 65EX12NG6845YY | 66EX12NG6845YY |
| | | Ductile Steel | 9000 | Roller | 65DS12NR3345YY | 66DS12NR3345YY |
| | | Ductile Steel | 20000 | Tapered | 65DS12NR7445YY | 66DS12NR7445YY |



D1/R1 SERIES - DUAL WHEEL KINGPINLESS - 6,000#

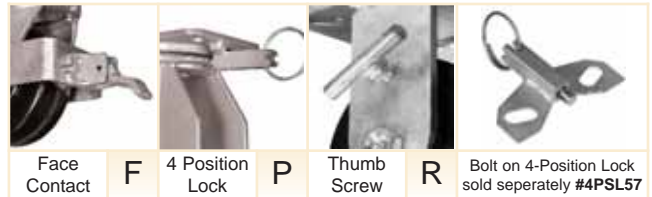
DUAL WHEEL CASTERS OFFER HIGH WEIGHT CAPACITIES WITH MINIMAL OVERALL HEIGHTS, BETTER LOAD DISTRIBUTION, FLOOR PROTECTION AND MOBILITY THAN SINGLE WHEEL CASTERS. SPREADING THE WEIGHT OVER A WIDER FLOOR AREA WHILE OFFERING A DIFFERENTIAL ACTION RESULTS IN LESS FRICTION BETWEEN THE WHEELS AND THE FLOOR, REQUIRING LESS EFFORT FOR THE CASTER TO SWIVEL.



- ◆ UNIQUE HOT FORGED ASTM1045 STEEL FORGED RACEWAYS ARE HARDENED AND PRECISION MACHINED
- ◆ KINGPIN RACEWAYS ARE HELD TOGETHER WITH 1/2" DIAMETER HRC45 STEEL BALL BEARINGS
- ◆ ENGINEERED FOR UNSURPASSED DURABILITY AND ELIMINATES PROBLEMS ASSOCIATED WITH KINGPIN FAILURE
- ◆ 1/2" GRADE 5 AXLE WITH LOCK NUT
- ◆ ZERK FITTINGS STANDARD ON SWIVEL RACEWAY FOR EASY BEARING LUBRICATION
- ◆ 4-POSITION NOTCHES STANDARD
- ◆ ZINC PLATED
- ◆ LARGE SELECTION OF WHEELS & BEARING TYPES FOR A WIDE RANGE OF APPLICATIONS


| Diameter | Overall Height | Swivel Radius |
|----------|----------------|---------------|
| 5 | 7-1/2 | 4-5/8 |
| 6 | 8 | 5-1/8 |
| 8 | 10-1/8 | 6-3/4 |

OPTIONS



| Plates | | | |
|--------|---------------|------------------|--------------------|
| Plate | Size | Bolt Pattern | Mounting Bolt Dia. |
| 19 | 4-1/2 x 6-1/4 | 2-7/16 x 4-15/16 | 1/2 |

| Wheel Dia. | Tread Width | Wheel Type | Load Cap. | Bearing | Swivel | Rigid | +Color |
|--------------------|-------------|----------------------------------|----------------|-----------------------|----------------|----------------|---------------|
| 5 | 2 x 2 | Yoke Only | | | D1ZZ50JZ8319YY | R1ZZ50JZ8319YY | |
| | | Rubber/Polyolefin | 1000 | Roller | D1TP50J+0419YY | R1TP50J+0419YY | A, T, X, Y, Z |
| | | Rubber/Polyolefin | 1000 | Precision w/ Top Hats | D1TP50JI6319YY | R1TP50JI6319YY | |
| | | Poly-U/Polyolefin | 1400 | Roller | D1PP50J+0419YY | R1PP50J+0419YY | K, M, U, W |
| | | Poly-U/Polyolefin | 1400 | Precision Radial Ball | D1PP50J+6019YY | R1PP50J+6019YY | K, M, U, W |
| | | Poly-U/Polyolefin | 1400 | Precision w/ Top Hats | D1PP50JM6319YY | R1PP50JM6319YY | |
| | | Polyurethane/Steel | 2400 | Roller | D1PU50J+0419YY | R1PU50J+0419YY | G, V |
| | | Polyurethane/Steel | 2400 | Precision w/ Top Hats | D1PU50JV6319YY | R1PU50JV6319YY | |
| | | Donut Tread Poly-U/Steel | 1600 | Roller | D1RP50JK0419YY | R1RP50JK0419YY | |
| | | Heavy Solid Polyurethane | 2600 | Precision w/ Top Hats | D1HU50JI6319YY | R1HU50JI6319YY | |
| | | Poly-U/Aluminum | 1800 | Roller | D1PA50J+0419YY | R1PA50J+0419YY | N, R |
| | | EZ Rolling Crowned PU/Steel | 2000 | Roller | D1SW50JU0419YY | R1SW50JU0419YY | |
| | | Semi Steel | 2000 | Roller | D1SS50JS0419YY | R1SS50JS0419YY | |
| | | Ductile Steel | 3000 | Roller | D1DS50JR0419YY | R1DS50JR0419YY | |
| | | Ductile Steel | 3000 | Precision w/ Top Hats | D1DS50JR6319YY | R1DS50JR6319YY | |
| | | EZ Rolling Crowned Ductile Steel | 3000 | Roller | D1CD50JR0419YY | R1CD50JR0419YY | |
| | | Phenolic | 2000 | Roller | D1PH50JB0419YY | R1PH50JB0419YY | |
| | | Nylon | 1400 | Roller | D1NY50JE0419YY | R1NY50JE0419YY | |
| | | Nylon | 1400 | Precision Radial Ball | D1NY50JE6019YY | R1NY50JE6019YY | |
| | | Glass-Filled Nylon | 2000 | Roller | D1MA50JB0419YY | R1MA50JB0419YY | |
| Glass-Filled Nylon | 2000 | Precision w/ Top Hats | D1MA50JB6319YY | R1MA50JB6319YY | | | |
| Poly-U/Glass-Nylon | 2000 | Roller | D1MU50J+0419YY | DMU50J+0419YY | G, K | | |
| Poly-U/Glass-Nylon | 2000 | Precision w/ Top Hats | D1MU50JG6319YY | R1MU50JG6319YY | | | |



| Wheel Dia. | Tread Width | Wheel Type | Load Cap. | Bearing | Swivel | Rigid | +Color |
|-----------------------------|-------------|---------------------------------|----------------|-----------------------|----------------|----------------|---------------|
| 6 | 2 x 2 | Yoke Only | | | D1ZZ60JZ8319YY | R1ZZ60JZ8319YY | |
| | | Balloon Cushion Rubber/Alum. | 700 | Precision w/ Top Hats | D1BC60J+6319YY | R1BC60J+6319YY | X, Z |
| | | Rubber/Polyolefin | 1100 | Roller | D1TP60J+0419YY | R1TP60J+0419YY | A, T, X, Y, Z |
| | | Rubber/Polyolefin | 1100 | Precision w/ Top Hats | D1TP60JI6319YY | R1TP60JI6319YY | |
| | | Poly-U/Polyolefin | 1800 | Roller | D1PP60J+0419YY | R1PP60J+0419YY | K, M, U, W |
| | | Poly-U/Polyolefin | 1800 | Precision Radial Ball | D1PP60J+6019YY | R1PP60J+6019YY | K, M, U, W |
| | | Poly-U/Polyolefin | 1800 | Precision w/ Top Hats | D1PP60JM6319YY | R1PP60JM6319YY | |
| | | Polyurethane/Steel | 2400 | Roller | D1PU60J+0419YY | R1PU60J+0419YY | G, V |
| | | Polyurethane/Steel | 2400 | Precision w/ Top Hats | D1PU60JV6319YY | R1PU60JV6319YY | |
| | | Donut Tread Poly-U/Steel | 1800 | Roller | D1RT60JK0419YY | R1RT60JK0419YY | |
| | | Heavy Duty Solid Poly-U | 2400 | Precision w/ Top Hats | D1HU60JI6319YY | R1HU60JI6319YY | |
| | | Poly-U/Aluminum | 2000 | Roller | D1PA60J+0419YY | R1PA60J+0419YY | N, R |
| | | EZ Rolling Crowned PU/Steel | 2400 | Roller | D1SW60JU0419YY | R1SW60JU0419YY | |
| | | EZ Rolling Crowned PU/Steel | 2400 | Precision w/ Top Hats | D1SW60JU6319YY | R1SW60JU6319YY | |
| | | Semi Steel | 2200 | Roller | D1SS60JS0419YY | R1SS60JS0419YY | |
| | | Ductile Steel | 3000 | Roller | D1DS60JR0419YY | R1DS60JR0419YY | |
| | | Ductile Steel | 3000 | Precision w/ Top Hats | D1DS60JR6319YY | R1DS60JR6319YY | |
| | | EZRolling Crowned Ductile Steel | 4000 | Roller | D1CD60JR0419YY | R1CD60JR0419YY | |
| | | Phenolic | 2400 | Roller | D1PH60JB0419YY | R1PH60JB0419YY | |
| | | Nylon | 1600 | Roller | D1NY60JE0419YY | R1NY60JE0419YY | |
| | | Nylon | 1600 | Precision Radial Ball | D1NY60JE6019YY | R1NY60JE6019YY | |
| | | Glass-filled Nylon | 2400 | Roller | D1MA60JB0419YY | R1MA60JB0419YY | |
| | | Glass-filled Nylon | 2400 | Precision | D1MA60JB6319YY | R1MA60JB6319YY | |
| | | Poly-U/Glass-Nylon | 2400 | Roller | D1MU60J+0419YY | R1MU60J+0419YY | G, K |
| Poly-U/Glass-Nylon | 2400 | Precision | D1MU60JG6319YY | R1MU60JG6319YY | | | |
| Donut Tread Poly-U/Aluminum | 1600 | Precision w/ Top Hats | D1UA60JN6319YY | R1UA60JN6319YY | | | |
| 8 | 2 x 2 | Yoke Only | | | D1ZZ80JZ8319YY | R1ZZ80JZ8319YY | |
| | | Rubber/Polyolefin | 1100 | Roller | D1TP80J+0419YY | R1TP80J+0419YY | A, T, X, Y, Z |
| | | Rubber/Polyolefin | 1100 | Precision w/ Top Hats | D1TP80JI6319YY | R1TP80JI6319YY | |
| | | Poly-U/Polyolefin | 1800 | Roller | D1PP80J+0419YY | R1PP80J+0419YY | K, M, U, W |
| | | Poly-U/Polyolefin | 1800 | Precision Radial Ball | D1PP80J+6019YY | R1PP80J+6019YY | K, M, U, W |
| | | Poly-U/Polyolefin | 1800 | Precision w/ Top Hats | D1PP80JM6319YY | R1PP80JM6319YY | |
| | | Polyurethane/Steel | 2400 | Roller | D1PU80J+0419YY | R1PU80J+0419YY | G, V |
| | | Polyurethane/Steel | 2400 | Precision w/ Top Hats | D1PU80JV6319YY | R1PU80JV6319YY | |
| | | Donut Tread Poly-U/Steel | 2000 | Roller | D1RT80JK0419YY | R1RT80JK0419YY | |
| | | Heavy Solid Polyurethane | 3400 | Precision w/ Top Hats | D1HU80JI6319YY | R1HU80JI6319YY | |
| | | Poly-U/Aluminum | 3000 | Roller | D1PA80J+0419YY | R1PA80J+0419YY | N, R |
| | | EZ Rolling Crowned PU/Steel | 3000 | Roller | D1SW80JU0419YY | R1SW80JU0419YY | |
| | | Semi Steel | 2400 | Roller | D1SS80JS0419YY | R1SS80JS0419YY | |
| | | Ductile Steel | 4000 | Roller | D1DS80JR0419YY | R1DS80JR0419YY | |
| | | Ductile Steel | 4000 | Precision w/ Top Hats | D1DS80JR6319YY | R1DS80JR6319YY | |
| | | EZRolling Crowned Ductile Steel | 4000 | Roller | D1CD80JR0419YY | R1CD80JR0419YY | |
| | | Phenolic | 2800 | Roller | D1PH80JB0419YY | R1PH80JB0419YY | |
| | | Nylon | 2400 | Roller | D1NY80JE0419YY | R1NY80JE0419YY | |
| | | Nylon | 2400 | Precision Radial Ball | D1NY80JE6019YY | R1NY80JE6019YY | |
| | | Glass-filled Nylon | 2800 | Roller | D1MA80JB0419YY | R1MA80JB0419YY | |
| | | Glass-filled Nylon | 2800 | Precision w/ Top Hats | D1MA80JB6319YY | R1MA80JB6319YY | |
| | | Poly-U/Glass-Nylon | 2800 | Roller | D1MU80J+0419YY | R1MU80J+0419YY | G, K |
| | | Poly-U/Glass-Nylon | 2800 | Precision w/ Top Hats | D1MU80JG6319YY | R1MU80JG6319YY | |
| | | Donut Tread Poly-U/Aluminum | 2000 | Precision | D1UA80JN6319YY | R1UA80JN6319YY | |



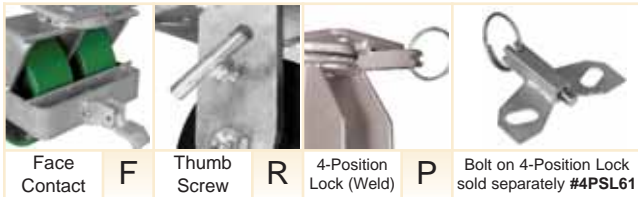
D2/R2 SERIES - DUAL WHEEL KINGPINLESS -7,000#

DUAL WHEEL CASTERS OFFER HIGH WEIGHT CAPACITIES WITH MINIMAL OVERALL HEIGHTS, BETTER LOAD DISTRIBUTION, FLOOR PROTECTION AND MOBILITY THAN SINGLE WHEEL CASTERS. SPREADING THE WEIGHT OVER A WIDER FLOOR AREA WHILE OFFERING A DIFFERENTIAL ACTION RESULTS IN LESS FRICTION BETWEEN THE WHEELS AND THE FLOOR, REQUIRING LESS EFFORT FOR THE CASTER TO SWIVEL.

- ◆ UNIQUE HOT FORGED ASTM1045 STEEL FORGED RACEWAYS ARE HARDENED AND PRECISION MACHINED
- ◆ KINGPINLESS RACEWAYS ARE HELD TOGETHER WITH 1/2" DIAMETER HRC45 STEEL BALL BEARINGS
- ◆ ENGINEERED FOR UNSURPASSED DURABILITY AND ELIMINATES PROBLEMS ASSOCIATED WITH KINGPIN FAILURE
- ◆ 3/4" GRADE 8 AXLE WITH LOCK NUT
- ◆ ZERK FITTINGS STANDARD ON SWIVEL RACEWAY FOR EASY BEARING LUBRICATION
- ◆ 4-POSITION NOTCHES STANDARD
- ◆ ZINC PLATED
- ◆ LARGE SELECTION OF WHEELS & BEARING TYPES FOR A WIDE RANGE OF APPLICATIONS



OPTIONS



Face Contact **F** Thumb Screw **R** 4-Position Lock (Weld) **P** Bolt on 4-Position Lock sold separately #4PSL61

| Diameter | Overall Height | Swivel Radius | |
|----------|----------------|---------------|---------|
| | | 2-1/2" Wide | 3" Wide |
| 6 | 8-1/16 | 6 | 6-1/8 |
| 8 | 10-1/2 | 7-5/8 | 7-3/4 |
| 10 | 12-1/2 | 9-1/8 | 9-1/4 |
| 12 | 15-1/2 | 11 | 11-1/8 |

| Plates | | | |
|--------|---------------|--------------------------------|--------------------|
| Plate | Size | Bolt Pattern | Mounting Bolt Dia. |
| 25 | 5-1/4 x 7-1/4 | 3-3/8 x 5-1/4 to 4-1/8 x 6-1/8 | 1/2 |

| Wheel Dia. | Tread Width | Wheel Type | Load Cap. | Bearing | Swivel | Rigid | +Color |
|------------|-------------|----------------------------------|----------------|----------------|----------------|----------------|--------|
| 6 | 2-1/2 X 2 | Rubber/Steel | 1400 | Roller | D2RS60QB2425YY | R2RS60QB2425YY | |
| | | Polyurethane/Steel | 3200 | Roller | D2PU60Q+2425YY | R2PU60Q+2425YY | G, V |
| | | EZ Rolling Crowned PU/Steel | 3400 | Roller | D2SW60QU2425YY | R2SW60QU2425YY | |
| | | EZ Rolling Crowned PU/Steel | 3400 | Tapered | D2SW60QU7025YY | R2SW60QU7025YY | |
| | | Semi Steel | 3600 | Roller | D2SS60QS2425YY | R2SS60QS2425YY | |
| | | Ductile Steel | 7000 | Roller | D2DS60QR2425YY | R2DS60QR2425YY | |
| | | Ductile Steel | 7000 | Tapered | D2DS60QR7025YY | R2DS60QR7025YY | |
| | | EZ Rolling Crowned Ductile Steel | 7000 | Roller | D2CD60QR2425YY | R2CD60QR2425YY | |
| Phenolic | 3200 | Roller | D2PH60QB2425YY | R2PH60QB2425YY | | | |



Mold On Rubber Rubber/Polyolefin (I) Rubber/Polyolefin (A) Poly-U/Polyolefin Poly-U/Steel (G) Poly-U/Steel (V) Crown Poly/Steel Heavy Poly/Steel Semi Steel Ductile Steel Crown Ductile Phenolic

D2/R2 SERIES - DUAL WHEEL KINGPINLESS -7,000#

| Wheel Dia. | Tread Width | Wheel Type | Load Cap. | Bearing | Swivel | Rigid | +Color |
|----------------------------------|-----------------------------|----------------------------------|-----------------------|-----------------------|----------------|----------------|--------|
| 6 | 3 X 2 | Yoke Only | 7000 | | D2ZZ60LZ8825YY | R2ZZ60LZ8825YY | |
| | | Rubber/Steel | 1500 | Roller | D2RS60LB2425YY | R2RS60LB2425YY | |
| | | Rubber/Steel | 1500 | Tapered | D2RS60LB7025YY | R2RS60LB7025YY | |
| | | Rubber/Polyolefin | 1600 | Roller | D2TP60LI2425YY | R2TP60LI2425YY | |
| | | Rubber/Polyolefin | 1600 | Precision Radial Ball | D2TP60LI6925YY | R2TP60LI6925YY | |
| | | Poly-U/Polyolefin | 1600 | Roller | D2PP60LM2425YY | R2PP60LM2425YY | |
| | | Poly-U/Polyolefin | 1600 | Precision Radial Ball | D2PP60LM6925YY | R2PP60LM6925YY | |
| | | Polyurethane/Steel | 4000 | Roller | D2PU60L+2425YY | R2PU60L+2425YY | G, V |
| | | Polyurethane/Steel | 4000 | Precision w/ Top Hats | D2PU60LG6525YY | R2PU60LG6525YY | |
| | | EZ Rolling Crowned PU/Steel | 4000 | Roller | D2SW60LU2425YY | R2SW60LU2425YY | |
| | | EZ Rolling Crowned PU/Steel | 4000 | Tapered | D2SW60LU7025YY | R2SW60LU7025YY | |
| | | Heavy Duty Poly-U/Steel | 6000 | Roller | D2EX60LG2425YY | R2EX60LG2425YY | |
| | | Heavy Duty Poly-U/Steel | 6000 | Tapered | D2EX60LG7025YY | R2EX60LG7025YY | |
| | | Heavy Duty Poly-U/Steel | 6000 | Precision w/ Top Hats | D2EX60LG6525YY | R2EX60LG6525YY | |
| | | Semi Steel | 5000 | Roller | D2SS60LS2425YY | R2SS60LS2425YY | |
| | | Ductile Steel | 7000 | Roller | D2DS60LR2425YY | R2DS60LR2425YY | |
| | | Ductile Steel | 7000 | Tapered | D2DS60LR7025YY | R2DS60LR7025YY | |
| | | Ductile Steel | 7000 | Precision w/ Top Hats | D2DS60LR6525YY | R2DS60LR6525YY | |
| | | EZ Rolling Crowned Ductile Steel | 7000 | Roller | D2CD60LR2425YY | R2CD60LR2425YY | |
| | | EZ Rolling Crowned Ductile Steel | 7000 | Tapered | D2CD60LR7025YY | R2CD60LR7025YY | |
| Phenolic | 4000 | Roller | D2PH60LB2425YY | R2PH60LB2425YY | | | |
| 8 | 2-1/2 X 2 | Rubber/Steel | 1400 | Roller | D2RS80QB2425YY | R2RS80QB2425YY | |
| | | Polyurethane/Steel | 3200 | Roller | D2PU80Q+2425YY | R2PU80Q+2425YY | G, V |
| | | EZ Rolling Crowned PU/Steel | 4000 | Roller | D2SW80QU2425YY | R2SW80QU2425YY | |
| | | EZ Rolling Crowned PU/Steel | 4000 | Tapered | D2SW80QU7025YY | R2SW80QU7025YY | |
| | | Semi Steel | 3600 | Roller | D2SS80QS2425YY | R2SS80QS2425YY | |
| | | Ductile Steel | 7000 | Roller | D2DS80QR2425YY | R2DS80QR2425YY | |
| | | Ductile Steel | 7000 | Tapered | D2DS80QR7025YY | R2DS80QR7025YY | |
| | | EZ Rolling Crowned Ductile Steel | 7000 | Roller | D2CD80QR2425YY | R2CD80QR2425YY | |
| | | Phenolic | 4000 | Roller | D2PH80QB2425YY | R2PH80QB2425YY | |
| | | Yoke Only | 7000 | | D2ZZ80LZ8825YY | R2ZZ80LZ8825YY | |
| | Rubber/Steel | 1800 | Roller | D2RS80LB2425YY | R2RS80LB2425YY | | |
| | Rubber/Steel | 1800 | Tapered | D2RS80LB7025YY | R2RS80LB7025YY | | |
| | Rubber/Polyolefin | 1700 | Roller | D2TP80LI2425YY | R2TP80LI2425YY | | |
| | Rubber/Polyolefin | 1700 | Precision Radial Ball | D2TP80LI6925YY | R2TP80LI6925YY | | |
| | Poly-U/Polyolefin | 2400 | Roller | D2PP80LM2425YY | R2PP80LM2425YY | | |
| | Poly-U/Polyolefin | 2400 | Precision Radial Ball | D2PP80LM6925YY | R2PP80LM6925YY | | |
| | Polyurethane/Steel | 5000 | Roller | D2PU80L+2425YY | R2PU80L+2425YY | G, V | |
| | Polyurethane/Steel | 5000 | Precision w/ Top Hats | D2PU80LG6525YY | R2PU80LG6525YY | | |
| | EZ Rolling Crowned PU/Steel | 5000 | Roller | D2SW80LU2425YY | R2SW80LU2425YY | | |
| | EZ Rolling Crowned PU/Steel | 5000 | Tapered | D2SW80LU7025YY | R2SW80LU7025YY | | |
| Heavy Duty Poly-U/Steel | 7000 | Roller | D2EX80LG2425YY | R2EX80LG2425YY | | | |
| Heavy Duty Poly-U/Steel | 7000 | Tapered | D2EX80LG7025YY | R2EX80LG7025YY | | | |
| Heavy Duty Poly-U/Steel | 7000 | Precision w/ Top Hats | D2EX80LG6525YY | R2EX80LG6525YY | | | |
| Semi Steel | 5000 | Roller | D2SS80LS2425YY | R2SS80LS2425YY | | | |
| Ductile Steel | 7000 | Roller | D2DS80LR2425YY | R2DS80LR2425YY | | | |
| Ductile Steel | 7000 | Tapered | D2DS80LR7025YY | R2DS80LR7025YY | | | |
| Ductile Steel | 7000 | Precision w/ Top Hats | D2DS80LR6525YY | R2DS80LR6525YY | | | |
| EZ Rolling Crowned Ductile Steel | 7000 | Roller | D2CD80LR2425YY | R2CD80LR2425YY | | | |
| EZ Rolling Crowned Ductile Steel | 7000 | Tapered | D2CD80LR7025YY | R2CD80LR7025YY | | | |
| Phenolic | 5000 | Roller | D2PH80LB2425YY | R2PH80LB2425YY | | | |

D2/R2 SERIES - DUAL WHEEL KINGPINLESS - 7,000#


| Wheel Dia. | Tread Width | Wheel Type | Load Cap. | Bearing | Swivel | Rigid | +Color | |
|----------------------------------|----------------------------------|----------------------------------|--------------------|-----------------------|----------------|----------------|----------------|------|
| 10 | 2-1/2 X 2 | Poly-U/Polyolefin | 2400 | Roller | D2PP10QM2425YY | R2PP10QM2425YY | | |
| | | Rubber/Steel | 1900 | Roller | D2RS10QB2425YY | R2RS10QB2425YY | | |
| | | Polyurethane/Steel | 4400 | Roller | D2PU10Q+2425YY | R2PU10Q+2425YY | G, V | |
| | | EZ Rolling Poly-U/Steel | 5000 | Roller | D2SW10QU2425YY | R2SW10QU2425YY | | |
| | | Semi Steel | 4000 | Roller | D2SS10QS2425YY | R2SS10QS2425YY | | |
| | | Phenolic | 7000 | Roller | D2PH10QB2425YY | R2PH10QB2425YY | | |
| | 3 X 2 | Yoke Only | 7000 | | | D2ZZ10LZ8825YY | R2ZZ10LZ8825YY | |
| | | Rubber/Steel | 2000 | Roller | D2RS10LB2425YY | R2RS10LB2425YY | | |
| | | Rubber/Steel | 2000 | Tapered | D2RS10LB7025YY | R2RS10LB7025YY | | |
| | | Rubber/Polyolefin | 2600 | Precision Radial Ball | D2TP10L+6925YY | R2TP10L+6925YY | A, I | |
| | | Poly-U/Polyolefin | 2600 | Roller | D2PP10LM2425YY | R2PP10LM2425YY | | |
| | | Poly-U/Polyolefin | 2600 | Precision Radial Ball | D2PP10LM6925YY | R2PP10LM6925YY | | |
| | | Poly-U/Steel | 6000 | Roller | D2PU10L+2425YY | R2PU10L+2425YY | G, V | |
| | | Poly-U/Steel | 6000 | | | | | |
| | | EZ Rolling Crowned PU/Steel | 6000 | Roller | D2SW10LU2425YY | R2SW10LU2425YY | | |
| | | EZ Rolling Crowned PU/Steel | 6000 | Tapered | D2SW10LU7025YY | R2SW10LU7025YY | | |
| | | Heavy Duty Poly-U/Steel | 7000 | Roller | D2EX10LG2425YY | R2EX10LG2425YY | | |
| | | Heavy Duty Poly-U/Steel | 7000 | Tapered | D2EX10LG7025YY | R2EX10LG7025YY | | |
| | | Heavy Duty Poly-U/Steel | 7000 | Precision w/ Top Hats | D2EX10LG6525YY | R2EX10LG6525YY | | |
| | | Semi-Steel | 5000 | Roller | D2SS10LS2425YY | R2SS10LS2425YY | | |
| | | Ductile Steel | 7000 | Roller | D2DS10LR2425YY | R2DS10LR2425YY | | |
| | | Ductile Steel | 7000 | Tapered | D2DS10LR7025YY | R2DS10LR7025YY | | |
| | | Ductile Steel | 7000 | Precision w/ Top Hats | D2DS10LR6525YY | R2DS10LR6525YY | | |
| | | EZ Rolling Crowned Ductile Steel | 7000 | Roller | D2CD10LR2425YY | R2CD10LR2425YY | | |
| | EZ Rolling Crowned Ductile Steel | 7000 | Tapered | D2CD10LR7025YY | R2CD10LR7025YY | | | |
| | Phenolic | 5000 | Roller | D2PH10LB2425YY | R2PH10LB2425YY | | | |
| | 12 | 2-1/2 X 2 | Rubber/Steel | 2000 | Roller | D2RS12QB2425YY | R2RS12QB2425YY | |
| | | | Polyurethane/Steel | 5000 | Roller | D2PU12Q+2425YY | R2PU12Q+2425YY | G, V |
| EZ Rolling Crowned PU/Steel | | | 5400 | Roller | D2SW12QU2425YY | R2SW12QU2425YY | | |
| EZ Rolling Crowned PU/Steel | | | 5400 | Tapered | D2SW12QU7025YY | R2SW12QU7025YY | | |
| Semi Steel | | | 3600 | Roller | D2SS12QS2425YY | R2SS12QS2425YY | | |
| Phenolic | | | 6000 | Roller | D2PH12QB2425YY | R2PH12QB2425YY | | |
| 3 X 2 | | Yoke Only | 7000 | | | D2ZZ12LZ8825YY | R2ZZ12LZ8825YY | |
| | | Rubber/Steel | 2400 | Roller | D2RS12LB2425YY | R2RS12LB2425YY | | |
| | | Rubber/Steel | 2400 | Tapered | D2RS12LB7025YY | R2RS12LB7025YY | | |
| | | Rubber/Polyolefin | 3000 | Precision Radial Ball | D2TP12LI6925YY | R2TP12LI6925YY | | |
| | | Poly-U/Steel | 7000 | Roller | D2PU12L+2425YY | R2PU12L+2425YY | G, V | |
| | | Poly-U/Steel | 7000 | | | | | |
| | | Poly-U/Polyolefin | 3000 | Roller | D2PP12LM2425YY | R2PP12LM2425YY | | |
| | | Poly-U/Polyolefin | 7000 | Precision Radial Ball | D2PP12LM6925YY | R2PP12LM6925YY | | |
| | | EZ Rolling Crowned PU/Steel | 7000 | Roller | D2SW12LU2425YY | R2SW12LU2425YY | | |
| | | EZ Rolling Crowned PU/Steel | 7000 | Tapered | D2SW12LU7025YY | R2SW12LU7025YY | | |
| | | Heavy Duty Poly-U/Steel | 7000 | Roller | D2EX12LG2425YY | R2EX12LG2425YY | | |
| | | Heavy Duty Poly-U/Steel | 7000 | Tapered | D2EX12LG7025YY | R2EX12LG7025YY | | |
| | | Heavy Duty Poly-U/Steel | 7000 | Precision w/ Top Hats | D2EX12LG6525YY | R2EX12LG6525YY | | |
| | | Semi-Steel | 5000 | Roller | D2SS12LS2425YY | R2SS12LS2425YY | | |
| | | Ductile Steel | 7000 | Roller | D2DS12LR2425YY | R2DS12LR2425YY | | |
| | | Ductile Steel | 7000 | Tapered | D2DS12LR7025YY | R2DS12LR7025YY | | |
| | | Ductile Steel | 7000 | Precision w/ Top Hats | D2DS12LR6525YY | R2DS12LR6525YY | | |
| | | EZ Rolling Crowned Ductile Steel | 7000 | Roller | D2CD12LR2425YY | R2CD12LR2425YY | | |
| EZ Rolling Crowned Ductile Steel | | 7000 | Tapered | D2CD12LR7025YY | R2CD12LR7025YY | | | |
| Phenolic | | 7000 | Roller | D2PH12LB2425YY | R2PH12LB2425YY | | | |

D3/R3 SERIES - DUAL WHEEL KINGPINLESS - 20,000#



DUAL WHEEL CASTERS OFFER HIGH WEIGHT CAPACITIES WITH MINIMAL OVERALL HEIGHTS, BETTER LOAD DISTRIBUTION, FLOOR PROTECTION AND MOBILITY THAN SINGLE WHEEL CASTERS. SPREADING THE WEIGHT OVER A WIDER FLOOR AREA WHILE OFFERING A DIFFERENTIAL ACTION RESULTS IN LESS FRICTION BETWEEN THE WHEELS AND THE FLOOR, REQUIRING LESS EFFORT FOR THE CASTER TO SWIVEL.

OPTIONS



Face Contact **F**



Thumb Screw **R**



4-Position Lock (Weld) **P**

- ◆ UNIQUE HOT FORGED ASTM1045 STEEL FORGED RACEWAYS ARE HARDENED AND PRECISION MACHINED
- ◆ KINGPINLESS RACEWAYS ARE HELD TOGETHER WITH 3/4" DIAMETER HRC50 STEEL BALL BEARINGS
- ◆ ENGINEERED FOR UNSURPASSED DURABILITY AND ELIMINATES PROBLEMS ASSOCIATED WITH KINGPIN FAILURE
- ◆ SIDE AND CENTERED LEGS DOUBLE WELDED FOR STRENGTH AND STABILITY
- ◆ 3/4" GRADE 8 AXLE WITH LOCK NUT
- ◆ ZERK FITTINGS STANDARD ON SWIVEL RACEWAY FOR EASY BEARING LUBRICATION
- ◆ 4-POSITION NOTCHES STANDARD
- ◆ ZINC PLATED
- ◆ LARGE SELECTION OF WHEELS & BEARING TYPES FOR A WIDE RANGE OF APPLICATIONS

| Diameter | Overall Height | Swivel Radius |
|----------|----------------|---------------|
| 6 | 8-1/16 | 5-13/16 |
| 8 | 10-1/2 | 7-1/2 |
| 10 | 12-1/2 | 9 |
| 12 | 15-1/2 | 11 |

| Plates | | | |
|--------|---------------|----------------------------|--------------------|
| Plate | Size | Bolt Pattern | Mounting Bolt Dia. |
| 30 | 6-1/4 x 7-1/4 | 4-1/2 x 6 to 4-1/8 x 6-1/8 | 1/2 or 9/16 |

| Wheel Dia. | Tread Width | Wheel Type | Load Cap. | Bearing | Swivel | Rigid | +Color |
|----------------------------------|-------------|----------------------------------|----------------|-----------------------|----------------|----------------|--------|
| 6 | 3 X 2 | Yoke Only | 20000 | | D3ZZ60LZ8830YY | R3ZZ60LZ8830YY | |
| | | Rubber/Steel | 1500 | Roller | D3RS60LB2430YY | R3RS60LB2430YY | |
| | | Rubber/Steel | 1500 | Tapered | D3RS60LB7030YY | R3RS60LB7030YY | |
| | | Rubber/Polyolefin | 1600 | Roller | D3TP60L+2430YY | R3TP60L+2430YY | A, I |
| | | Poly-U/Polyolefin | 2200 | Roller | D3PP60LM2430YY | R3PP60LM2430YY | |
| | | Polyurethane/Steel | 4000 | Roller | D3PU60L+2430YY | R3PU60L+2430YY | G, V |
| | | Polyurethane/Steel | 4000 | Precision w/ Top Hats | D3PU60LG6530YY | R3PU60LG6530YY | |
| | | EZ Rolling Crowned PU/Steel | 4400 | Roller | D3SW60LU2430YY | R3SW60LU2430YY | |
| | | EZ Rolling Crowned PU/Steel | 4400 | Tapered | D3SW60LU7030YY | R3SW60LU7030YY | |
| | | Heavy Duty Poly-U/Steel | 6000 | Roller | D3EX60LG2430YY | R3EX60LG2430YY | |
| | | Heavy Duty Poly-U/Steel | 6000 | Tapered | D3EX60LG7030YY | R3EX60LG7030YY | |
| | | Heavy Duty Poly-U/Steel | 6000 | Precision w/ Top Hats | D3EX60LG6530YY | R3EX60LG6530YY | |
| | | Semi Steel | 5000 | Roller | D3SS60LS2430YY | R3SS60LS2430YY | |
| | | Ductile Steel | 12000 | Roller | D3DS60LR2430YY | R3DS60LR2430YY | |
| | | Ductile Steel | 20000 | Tapered | D3DS60LR7030YY | R3DS60LR7030YY | |
| | | Ductile Steel | 9200 | Precision w/ Top Hats | D3DS60LR6530YY | R3DS60LR6530YY | |
| | | EZ Rolling Crowned Ductile Steel | 12000 | Roller | D3CD60LR2430YY | R3CD60LR2430YY | |
| EZ Rolling Crowned Ductile Steel | 20000 | Tapered | D3CD60LR7030YY | R3CD60LR7030YY | | | |
| Phenolic | 4000 | Roller | D3PH60LB2430YY | R3PH60LB2430YY | | | |



Mold On Rubber Rubber/Polyolefin (I) Rubber/Polyolefin (A) Poly-U/Polyolefin Poly-U/Steel (G) Poly-U/Steel (V) Crown Poly/Steel Heavy Poly/Steel Semi Steel Ductile Steel Crown Ductile Phenolic

D3/R3 SERIES - DUAL WHEEL KINGPINLESS - 20,000#

| Wheel Dia. | Tread Width | Wheel Type | Load Cap. | Bearing | Swivel | Rigid | +Color | | |
|-----------------------------|-------------|-----------------------------|-----------|-----------------------|----------------|----------------|----------------|----------------|--|
| L8 | 3 X 2 | Yoke Only | 20000 | | D3ZZ80LZ8830YY | R3ZZ80LZ8830YY | | | |
| | | Rubber/Steel | 1800 | Roller | D3RS80LB2430YY | R3RS80LB2430YY | | | |
| | | Rubber/Steel | 1800 | Tapered | D3RS80LB7030YY | R3RS80LB7030YY | | | |
| | | Rubber/Polyolefin | 1700 | Roller | D3TP80L+2430YY | R3TP80L+2430YY | A, I | | |
| | | Poly-U/Polyolefin | 5000 | Roller | D3PP80LM2430YY | R3PP80LM2430YY | | | |
| | | Polyurethane/Steel | 5000 | Roller | D3PU80L+2430YY | R3PU80L+2430YY | G, V | | |
| | | Polyurethane/Steel | 5000 | Precision w/ Top Hats | D3PU80LG6530YY | R3PU80LG6530YY | | | |
| | | EZ Rolling Crowned PU/Steel | 5000 | Roller | D3SW80LU2430YY | R3SW80LU2430YY | | | |
| | | EZ Rolling Crowned PU/Steel | 5000 | Tapered | D3SW80LU7030YY | R3SW80LU7030YY | | | |
| | | Heavy Duty Poly-U/Steel | 7000 | Roller | D3EX80LG2430YY | R3EX80LG2430YY | | | |
| | | Heavy Duty Poly-U/Steel | 7000 | Tapered | D3EX80LG7030YY | R3EX80LG7030YY | | | |
| | | Heavy Duty Poly-U/Steel | 7000 | Precision w/ Top Hats | D3EX80LG6530YY | R3EX80LG6530YY | | | |
| | | Semi Steel | 5000 | Roller | D3SS80LS2430YY | R3SS80LS2430YY | | | |
| | | Ductile Steel | 12000 | Roller | D3DS80LR2430YY | R3DS80LR2430YY | | | |
| | | Ductile Steel | 20000 | Tapered | D3DS80LR7030YY | R3DS80LR7030YY | | | |
| | | Ductile Steel | 9200 | Precision w/ Top Hats | D3DS80LR6530YY | R3DS80LR6530YY | | | |
| | | EZ Rolling Crowned PU/Steel | 12000 | Roller | D3CD80LR2430YY | R3CD80LR2430YY | | | |
| | | EZ Rolling Crowned PU/Steel | 20000 | Tapered | D3CD80LR7030YY | R3CD80LR7030YY | | | |
| | | Phenolic | 5000 | Roller | D3PH80LB2430YY | R3PH80LB2430YY | | | |
| | | 10 | 3 X 2 | Yoke Only | 20000 | | D3ZZ10LZ8830YY | R3ZZ10LZ8830YY | |
| Rubber/Steel | 2000 | | | Roller | D3RS10LB2430YY | R3RS10LB2430YY | | | |
| Rubber/Steel | 2000 | | | Tapered | D3RS10LB7030YY | R3RS10LB7030YY | | | |
| Rubber/Polyolefin | 2600 | | | Roller | D3TP10LI2430YY | R3TP10LI2430YY | | | |
| Poly-U/Steel | 7000 | | | Roller | D3PU10L+2430YY | R3PU10L+2430YY | G, V | | |
| Poly-U/Steel | 7000 | | | Precision w/ Top Hats | D3PU10LG6530YY | R3PU10LG6530YY | | | |
| EZ Rolling Crowned PU/Steel | 6000 | | | Roller | D3SW10LU2430YY | R3SW10LU2430YY | | | |
| EZ Rolling Crowned PU/Steel | 6000 | | | Tapered | D3SW10LU7030YY | R3SW10LU7030YY | | | |
| Heavy Duty Poly-U/Steel | 8000 | | | Roller | D3EX10LG2430YY | R3EX10LG2430YY | | | |
| Heavy Duty Poly-U/Steel | 8000 | | | Tapered | D3EX10LG7030YY | R3EX10LG7030YY | | | |
| Heavy Duty Poly-U/Steel | 8000 | | | Precision w/ Top Hats | D3EX10LG6530YY | R3EX10LG6530YY | | | |
| Semi-Steel | 5000 | | | Roller | D3SS10LS2430YY | R3SS10LS2430YY | | | |
| Ductile Steel | 12000 | | | Roller | D3DS10LR2430YY | R3DS10LR2430YY | | | |
| Ductile Steel | 20000 | | | Tapered | D3DS10LR7030YY | R3DS10LR7030YY | | | |
| Ductile Steel | 9200 | | | Precision w/ Top Hats | D3DS10LR6530YY | R3DS10LR6530YY | | | |
| EZ Rolling Crowned PU/Steel | 12000 | | | Roller | D3CD10LR2430YY | R3CD10LR2430YY | | | |
| EZ Rolling Crowned PU/Steel | 20000 | | | Tapered | D3CD10LR7030YY | R3CD10LR7030YY | | | |
| Phenolic | 5000 | | | Roller | D3PH10LB2430YY | R3PH10LB2430YY | | | |
| 12 | 3 X 2 | | | Yoke Only | 20000 | | D3ZZ12LZ8830YY | R3ZZ12LZ8830YY | |
| | | | | Rubber/Steel | 2400 | Roller | D3RS12LB2430YY | R3RS12LB2430YY | |
| | | Rubber/Steel | 2400 | Tapered | D3RS12LB7030YY | R3RS12LB7030YY | | | |
| | | Poly-U/Steel | 7000 | Roller | D3PU12L+2430YY | R3PU12L+2430YY | G, V | | |
| | | Poly-U/Steel | 7000 | Precision w/ Top Hats | D3PU12LG6530YY | R3PU12LG6530YY | | | |
| | | EZ Rolling Crowned PU/Steel | 7000 | Roller | D3SW12LU2430YY | R3SW12LU2430YY | | | |
| | | EZ Rolling Crowned PU/Steel | 7000 | Tapered | D3SW12LU7030YY | R3SW12LU7030YY | | | |
| | | Heavy Duty Poly-U/Steel | 8000 | Roller | D3EX12LG2430YY | R3EX12LG2430YY | | | |
| | | Heavy Duty Poly-U/Steel | 8000 | Tapered | D3EX12LG7030YY | R3EX12LG7030YY | | | |
| | | Heavy Duty Poly-U/Steel | 8000 | Precision w/ Top Hats | D3EX12LG6530YY | R3EX12LG6530YY | | | |
| | | Ductile Steel | 12000 | Roller | D3DS12LR2430YY | R3DS12LR2430YY | | | |
| | | Ductile Steel | 20000 | Tapered | D3DS12LR7030YY | R3DS12LR7030YY | | | |
| | | Ductile Steel | 9200 | Precision w/ Top Hats | D3DS12LR6530YY | R3DS12LR6530YY | | | |
| | | EZ Rolling Crowned PU/Steel | 12000 | Roller | D3CD12LR2430YY | R3CD12LR2430YY | | | |
| | | EZ Rolling Crowned PU/Steel | 20000 | Tapered | D3CD12LR7030YY | R3CD12LR7030YY | | | |
| | | Phenolic | 7000 | Roller | D3PH12LB2430YY | R3PH12LB2430YY | | | |

D4/R4 SERIES - DUAL WHEEL KINGPINLESS - 40,000#

DUAL WHEEL CASTERS OFFER HIGH WEIGHT CAPACITIES WITH MINIMAL OVERALL HEIGHTS, BETTER LOAD DISTRIBUTION, FLOOR PROTECTION AND MOBILITY THAN SINGLE WHEEL CASTERS. SPREADING THE WEIGHT OVER A WIDER FLOOR AREA WHILE OFFERING A DIFFERENTIAL ACTION RESULTS IN LESS FRICTION BETWEEN THE WHEELS AND THE FLOOR, REQUIRING LESS EFFORT FOR THE CASTER TO SWIVEL.



- ◆ UNIQUE HOT FORGED ASTM1045 STEEL FORGED RACEWAYS ARE HARDENED AND PRECISION MACHINED
- ◆ KINGPINLESS RACEWAYS ARE HELD TOGETHER WITH 3/4" DIAMETER HRC50 STEEL BALL BEARINGS
- ◆ ENGINEERED FOR UNSURPASSED DURABILITY AND ELIMINATES PROBLEMS ASSOCIATED WITH KINGPIN FAILURE
- ◆ 1-1/4" GRADE 8 AXLE WITH LOCK NUT
- ◆ ZERK FITTINGS STANDARD ON SWIVEL RACEWAY FOR EASY BEARING LUBRICATION
- ◆ 4-POSITION NOTCHES STANDARD
- ◆ ZINC PLATED
- ◆ LARGE SELECTION OF WHEELS & BEARING TYPES FOR A WIDE RANGE OF APPLICATIONS

OPTIONS



| Diameter | Overall Height | Swivel Radius |
|----------|----------------|---------------|
| 8 | 11 | 7-1/2 |
| 10 | 13 | 9 |
| 12 | 15-1/2 | 10-3/4 |
| 16 | 19-1/2 | 3-9/16 |
| 20 | 23-1/2 | 4-5/16 |

Plates

| Plate | Size | Bolt Pattern | Mounting Bolt Dia. |
|-------|---------------|--------------|--------------------|
| 45 | 8-1/2 x 8-1/2 | 7 x 7 | 5/8 |



| Wheel Dia. | Tread Width | Wheel Type | Load Cap. | Bearing | Swivel | Rigid | +Color |
|------------|-------------|-------------------------|-----------|-----------------------|-----------------|-----------------|--------|
| 8 | 4 X 2 | Yoke Only | 40000 | | D4ZZ80NZ7445YY | R4ZZ80NZ7445YY | |
| | | Polyurethane/Steel | 7600 | Roller | D4PU80N+3345YY | R4PU80N+3345YY | G, V |
| | | Heavy Duty Poly-U/Steel | 8000 | Roller | D4EX80NG3345YY | R4EX80NG3345YY | |
| | | Heavy Duty Poly-U/Steel | 8000 | Tapered | D4EX80NG7445YY | R4EX80NG7445YY | |
| | | Heavy Duty Poly-U/Steel | 8000 | Precision w/ Top Hats | D4EX80NG6845YY | R4EX80NG6845YY | |
| | | Ductile Steel | 16000 | Roller | D4DS80NR3345YY | R4DS80NR3345YY | |
| | | Ductile Steel | 40000 | Tapered | D4DS80NR7445YY | R4DS80NR7445YY | |
| | | Ductile Steel | 17200 | Precision w/ Top Hats | D4DS80NR68445YY | R4DS80NR68445YY | |
| 10 | 4 X 2 | Yoke Only | 40000 | | D4ZZ10NZ7445YY | R4ZZ10NZ7445YY | |
| | | Heavy Duty Poly-U/Steel | 11600 | Roller | D4EX10NG3345YY | R4EX10NG3445YY | |
| | | Heavy Duty Poly-U/Steel | 11600 | Tapered | D4EX10NG7445YY | R4EX10NG7445YY | |
| | | Heavy Duty Poly-U/Steel | 11600 | Precision w/ Top Hats | D4EX10NG6845YY | R4EX10NG6845YY | |
| | | Ductile Steel | 16000 | Roller | D4DS10NR3345YY | R4DS10NR3345YY | |
| | | Ductile Steel | 40000 | Tapered | D4DS10NR7445YY | R4DS10NR7445YY | |
| 12 | 4 X 2 | Yoke Only | 40000 | | D4ZZ12NZ7445YY | R4ZZ12NZ7445YY | |
| | | Heavy Duty Poly-U/Steel | 11600 | Roller | D4EX12NG3345YY | R4EX12NG3345YY | |
| | | Heavy Duty Poly-U/Steel | 11600 | Tapered | D4EX12NG7445YY | R4EX12NG7445YY | |
| | | Heavy Duty Poly-U/Steel | 11600 | Precision w/ Top Hats | D4EX12NG6845YY | R4EX12NG6845YY | |
| | | Ductile Steel | 16000 | Roller | D4DS12NR3345YY | R4DS12NR3345YY | |
| | | Ductile Steel | 40000 | Tapered | D4DS12NR7445YY | R4DS12NR7445YY | |
| | 6 x 2 | Ductile Steel | 40000 | Tapered | D4DS12TR7445YY | R4DS12TR7445YY | |
| 16 | 5 X 2 | Heavy Duty Poly-U/Steel | 17,500 | Tapered | D4DS16OR7445YY | R4DS16OR7445YY | |
| 20 | 5 X 2 | Heavy Duty Poly-U/Steel | 18,000 | Tapered | D4DSX2OR7445YY | R4DSX2OR7445YY | |

17/18/19 SERIES - LIGHT/MED. TOTAL LOCK - 300#

- ◆ TOTAL LOCK CASTERS SIMULTANEOUSLY LOCK THE SWIVEL AND THE WHEEL MAKING THE UNIT STATIONARY
- ◆ FULLY HEAT TREATED DOUBLE BALL RACEWAY FOR LONG WEAR AND ADDED STRENGTH
- ◆ RACEWAY SEALS STANDARD ON PLATE MOUNT SWIVEL CASTERS



APPLICATIONS

- ◆ DIAGNOSTIC AND ELECTRICAL EQUIPMENT
- ◆ INSTITUTIONAL & LABORATORY EQUIPMENT AND STANDS
- ◆ MEDICAL EQUIPMENT & CARTS
- ◆ MOBILE WORKSTATIONS
- ◆ COMPUTER MAINFRAMES & TOWERS
- ◆ POINT OF PURCHASE DISPLAYS, SHELVING, AND MERCHANDISERS
- ◆ MAINTENANCE AND STOCK CARTS
- ◆ FOOD SERVICE & PROCESSING EQUIPMENT
- ◆ SOUND AND LIGHT EQUIPMENT
- ◆ MOBILE WIRE RACKING AND SHELVING
- ◆ MOBILE CASES



OPTIONS

| | |
|--------------------------|---|
| Zerk Axle | Z |
| w/o Raceway Zerk or Seal | I |



STANDARD CASTERS WITH SEALS ARE NOT INTENDED FOR HIGH TEMPERATURE APPLICATIONS. CASTERS MAY BE ORDERED WITHOUT SEALS ON RACEWAY (OPTION "I") FOR USE IN HIGH TEMP ENVIRONMENTS.

| Diameter | Overall Height | Swivel Radius |
|----------|----------------|---------------|
| 3 | 4-1/4 | 4-5/16 |
| 3-1/2 | 4-3/4 | 4-5/16 |
| 4 | 5-1/4 | 4-5/16 |
| 5 | 6-1/4 | 4-5/16 |

*Reduce overall height 1/8" for stem casters

19 SERIES SWIVEL CASTERS

- ◆ SPECIAL NON-LOCKING SWIVEL CASTER MATCHES OVERALL HEIGHT OF SERIES 17/18 TOTAL LOCK CASTER WITH 06 MOUNTING PLATE



| | | | | | | | | | |
|-------------|-------------|--------------|----------------|----------------|----------------|------------------|----------|-----------------|-----------------|
| | | | | | | | | | |
| Soft Rubber | Hard Rubber | Solid Poly-U | Polyolefin (B) | Polyolefin (Z) | Polyolefin (J) | Heavy Polyolefin | Phenolic | Poly-U/Aluminum | Rubber/Aluminum |

17/18/19 SERIES - LIGHT/MED. TOTAL LOCK - 300#

| **Plates | | | | **Stems | | |
|----------|---------------|--------------------|--------------------|---------|-----------------|--------------------|
| Plate | Size | Bolt Pattern | Mounting Bolt Dia. | Stem | Size | Stem Type |
| 06 | 2-3/8 x 3-5/8 | 1-3/4 x 2-7/8 to 3 | 5/16 | ZZ | | Hollow Kingpin |
| | | | | 67 | 1/2-13 x 1 | Threaded |
| | | | | 68 | 1/2-13 x 1-1/2 | Threaded |
| | | | | 70 | 1/2-13 x 2-3/4 | Threaded |
| | | | | 71* | 0.720 - 0.851/4 | Expandable Adapter |
| | | | | 72* | .0852 - 0.927 | Expandable Adapter |
| | | | | 73* | .0928 - 1.029 | Expandable Adapter |
| | | | | 74* | 1.030 - 1.140 | Expandable Adapter |
| | | | | 75* | 1.360 - 1.425 | Expandable Adapter |
| | | | | 76* | 1.426 - 1.589 | Expandable Adapter |
| | 77* | 1.790 - 1.850 | Expandable Adapter | | | |
| | | 0.846 x 2-3/16 | Grip Ring | | | |
| | | 7/16 x 2-1/4 | Grip Ring | | | |

Plate features additional mounting holes for aluminum structural framing. Centered holes .236 from either edge.

*Includes #70 stem and expandable adapter.



Interchangeable stems available for use with hollow kingpin casters. See page 15.

For use with 97 stem

| Wheel Dia. | Tread Width | Wheel Type | Load Cap. | Bearing | Swivel | Rigid | Swivel Non Locking | +Color | **Plates/Stems |
|-----------------------|-------------|--------------------|----------------|----------------|----------------|----------------|--------------------|---------------|--|
| 3 | 1-1/4 | Yoke Only w/ Axle | | | 17ZZ30GZ82**YY | 18ZZ30GZ8206YY | 19ZZ30GZ82**YY | | ZZ, 06 67, 68 70, 71 72, 73 74, 75 76, 77 |
| | | Soft Rubber | 175 | Plain Bore | 17SR30GB82**YY | 18SR30GB8206YY | 19SR30GB82**YY | | |
| | | Hard Rubber | 275 | Plain Bore | 17HR30GB82**YY | 18HR30GB8206YY | 19HR30GB82**YY | | |
| | | Soft Rubber | 200 | Ball Bearing | 17SR30GB42**YY | 18SR30GB4206YY | 19SR30GB42**YY | | |
| | | Hard Rubber | 200 | Ball Bearing | 17HR30GB42**YY | 18HR30GB4206YY | 19HR30GB42**YY | | |
| | | Solid Polyurethane | 300 | Steel Sleeve | 17SU30GL90**YY | 18SU30GL9006YY | 19SU30GL90**YY | | |
| | | Poly-U/Polyolefin | 300 | Precision | 17PP30G+44**YY | 18PP30G+4406YY | 19PP30G+44**YY | A, D, I, S, V | |
| | | Poly-U/Polyolefin | 300 | Precision | 17PP30G+47**YY | 18PP30G+4706YY | 19PP30G+47**YY | T, W, Y | |
| | | Poly-U/Polyolefin | 300 | Nylon Sleeve | 17PP30G+90**YY | 18PP30G+9006YY | 19PP30G+90**YY | T, Y | |
| | | Poly-U/Polyolefin | 300 | Delrin | 17PP30G+59**YY | 18PP30G+59**YY | 19PP30G+59**YY | K, W | |
| | | Poly-U/Aluminum | 300 | Annular Ball | 17PP30GL43**YY | 18PP30GL43**YY | 19PP30GL43**YY | | |
| | | Rubber/Polyolefin | 210 | Precision | 17TP30GI44**YY | 18TP30GI4406YY | 19TP30GI44**YY | | |
| | | Rubber/Polyolefin | 210 | Precision | 17TP30G+47**YY | 18TP30G+4706YY | 19TP30G+47**YY | T, Y | |
| | | Rubber/Polyolefin | 210 | Nylon Sleeve | 17TP30G+90**YY | 18TP30G+90**YY | 19TP30G+90**YY | A, T, Y | |
| | | Polyolefin | 300 | Plain Bore | 17PO30G+82**YY | 18PO30G+8206YY | 19PO30G+82**YY | B, J, Z | |
| Polyolefin | 300 | Nylon Sleeve | 17PO30G+90**YY | 18PO30G+9006YY | 19PO30G+90**YY | J, Z | | | |
| Heavy Duty Polyolefin | 300 | Plain Bore | 17HP30GB82**YY | 18HP30GB8206YY | 19HP30GB82**YY | | | | |
| 3-1/2 | 1-1/4 | Yoke Only w/ Axle | | | 17ZZ35GZ82**YY | 18ZZ35GZ8206YY | 19ZZ35GZ82**YY | | ZZ, 06 67, 68 70, 71 72, 73 74, 75 76, 77 |
| | | Soft Rubber | 200 | Plain Bore | 17SR35GB82**YY | 18SR35GB8206YY | 19SR35GB82**YY | | |
| | | Hard Rubber | 285 | Plain Bore | 17HR35GB82**YY | 18HR35GB8206YY | 19HR35GB82**YY | | |
| | | Rubber/Aluminum | 250 | Annular Ball | 17RA35GI43**YY | 18RA35GI4306YY | 19RA35GI43**YY | | |
| | | Rubber/Polyolefin | 170 | Precision | 17TP35GI44**YY | 18TP35GI4406YY | 19TP35GI44**YY | | |
| | | Rubber/Polyolefin | 170 | Precision | 17TP35G+47**YY | 18TP35G+47**YY | 19TP35G+47**YY | T, Y | |
| | | Rubber/Polyolefin | 170 | Nylon Sleeve | 17TP35G+90**YY | 18TP35G+90**YY | 19TP35G+90**YY | A, T, Y | |
| | | Poly-U/Polyolefin | 250 | Precision | 17PP35G+44**YY | 18PP35G+4406YY | 19PP35G+44**YY | A, D, I, S, V | |
| | | Poly-U/Polyolefin | 250 | Precision | 17PP35G+47**YY | 18PP35G+4706YY | 19PP35G+47**YY | T, W, Y | |
| | | Poly-U/Polyolefin | 250 | Nylon Sleeve | 17PP35G+90**YY | 18PP35G+9006YY | 19PP35G+90**YY | T, Y | |
| | | Poly-U/Polyolefin | 250 | Delrin | 17PP35G+59**YY | 18PP35G+5906YY | 19PP35G+59**YY | K, W | |
| | | Poly-U/Aluminum | 300 | Annular Ball | 17PP35GL43**YY | 18PP35GL43**YY | 19PP35GL43**YY | | |



17/18/19 SERIES - LIGHT/MED. TOTAL LOCK - 300#

| Wheel Dia. | Tread Width | Wheel Type | Load Cap. | Bearing | Swivel | Rigid | Swivel Non Locking | +Color | **Plates/Stems |
|-----------------------|-------------|-----------------------|-----------|-------------------|----------------|----------------|--------------------|----------------|--|
| 4 | 1-1/4 | Yoke Only w/ Axle | | | 17ZZ40GZ82**YY | 18ZZ40GZ8206YY | 19ZZ40GZ82**YY | | ZZ, 06 67, 68 70, 71 72, 73 74, 75 76, 77 |
| | | Soft Rubber | 200 | Plain Bore | 17SR40GB82**YY | 18SR40GB8206YY | 19SR40GB82**YY | | |
| | | Hard Rubber | 300 | Plain Bore | 17HR40GB82**YY | 18HR40GB8206YY | 19HR40GB82**YY | | |
| | | Soft Rubber | 200 | Ball Bearing | 17SR40GB42**YY | 18SR40GB4206YY | 19SR40GB42**YY | | |
| | | Hard Rubber | 300 | Ball Bearing | 17HR40GB42**YY | 18HR40GB4206YY | 19HR40GB42**YY | | |
| | | Poly-U/Polyolefin | 300 | Precision | 17PP40G+44**YY | 18PP40G+4406YY | 19PP40G+44**YY | A, D, I, S, V | |
| | | Poly-U/Polyolefin | 300 | Precision | 17PP40G+47**YY | 18PP40G+4706YY | 19PP40G+47**YY | T, W, Y | |
| | | Poly-U/Polyolefin | 300 | Nylon Sleeve | 17PP40G+90**YY | 18PP40G+9006YY | 19PP40G+90**YY | T, Y | |
| | | Poly-U/Polyolefin | 300 | Delrin | 17PP40G+59**YY | 17PP40G+5906YY | 19PP40G+59**YY | K, W | |
| | | Poly-U/Aluminum | 300 | Annular Ball | 17PA40GL43**YY | 18PA40GL43**YY | 19PA40GL43**YY | | |
| | | Rubber/Polyolefin | 250 | Precision | 17TP40GI44**YY | 18TP40GI4406YY | 19TP40GI44**YY | | |
| | | Rubber/Polyolefin | 250 | Precision | 17TP40G+47**YY | 18TP40G+4706YY | 19TP40G+47**YY | T, Y | |
| | | Rubber/Polyolefin | 250 | Nylon Sleeve | 17TP40G+90**YY | 18TP40G+9006YY | 19TP40G+90**YY | A, T, Y | |
| | | Rubber/Aluminum | 250 | Annular Ball | 17RA40GI43**YY | 18RA40GI4306YY | 19RA40GI43**YY | | |
| | | Solid Polyurethane | 300 | Steel Sleeve | 17SU40GL90**YY | 18SU40GL9006YY | 19SU40GL90**YY | | |
| | | Polyolefin | 300 | Plain Bore | 17PO40G+82**YY | 18PO40G+8206YY | 19PO40G+82**YY | B, J, Z | |
| | | Polyolefin | 300 | Nylon Sleeve | 17PO40G+90**YY | 18PO40G+9006YY | 19PO40G+90**YY | J, Z | |
| | | Heavy Duty Polyolefin | 300 | Plain Bore | 17HP40GB82**YY | 18HP40GB8206YY | 19HP40GB82**YY | | |
| | | 5 | 1-1/4 | Yoke Only w/ Axle | | | 17ZZ50GZ82**YY | 18ZZ50GZ8206YY | |
| Soft Rubber | 250 | | | Plain Bore | 17SR50GB82**YY | 18SR50GB8206YY | 19SR50GB82**YY | | |
| Hard Rubber | 300 | | | Plain Bore | 17HR50GB82**YY | 18HR50GB8206YY | 19HR50GB82**YY | | |
| Soft Rubber | 275 | | | Ball Bearing | 17SR50GB42**YY | 18SR50GB4206YY | 19SR50GB42**YY | | |
| Hard Rubber | 300 | | | Ball Bearing | 17HR50GB42**YY | 18HR50GB4206YY | 19HR50GB42**YY | | |
| Poly-U/Polyolefin | 300 | | | Precision | 17PP50G+44**YY | 18PP50G+4406YY | 19PP50G+44**YY | A, D, I, S, V | |
| Poly-U/Polyolefin | 300 | | | Precision | 17PP50G+47**YY | 18PP50G+4706YY | 19PP50G+47**YY | T, W, Y | |
| Poly-U/Polyolefin | 300 | | | Nylon Sleeve | 17PP50G+90**YY | 18PP50G+9006YY | 19PP50G+90**YY | T, Y | |
| Poly-U/Polyolefin | 300 | | | Delrin | 17PP50G+59**YY | 18PP50G+5906YY | 19PP50G+59**YY | K, W | |
| Poly-U/Aluminum | 300 | | | Annular Ball | 17PA50GL43**YY | 18PA50GL43**YY | 19PA50GL43**YY | | |
| Rubber/Polyolefin | 300 | | | Precision | 17TP50GI44**YY | 18TP50GI4406YY | 19TP50GI44**YY | | |
| Rubber/Polyolefin | 300 | | | Nylon Sleeve | 17TP50G+90**YY | 18TP50G+9006YY | 19TP50G+90**YY | A, T, Y | |
| Rubber/Polyolefin | 300 | | | Precision | 17TP50G+47**YY | 18TP50G+4706YY | 19TP50G+47**YY | T, Y | |
| Rubber/Aluminum | 275 | | | Annular Ball | 17RA50GI43**YY | 18RA50GI4306YY | 19RA50GI43**YY | | |
| Solid Polyurethane | 300 | | | Steel Sleeve | 17SU50GL90**YY | 18SU50GL9006YY | 19SU50GL90**YY | | |
| Polyolefin | 300 | | | Plain Bore | 17PO50G+82**YY | 18PO50G+8206YY | 19PO50G+82**YY | B, J, Z | |
| Polyolefin | 300 | | | Nylon Sleeve | 17PO50G+90**YY | 18PO50G+9006YY | 19PO50G+90**YY | J, Z | |
| Heavy Duty Polyolefin | 300 | | | Plain Bore | 17HP50GB82**YY | 18HP50GB8206YY | 19HP50GB82**YY | | |
| 6 | 1-1/4 | | | Yoke Only w/ Axle | | | 17ZZ60GZ8206YY | 18ZZ60GZ8206YY | 19ZZ60GZ8206YY |
| | | Poly-U/Polyolefin | 300 | Precision | 17PP60GA4506YY | 18PP60GA4506YY | 19PP60GA4506YY | | |
| | | Poly-U/Polyolefin | 300 | Precision | 17PP60G+4706YY | 18PP60G+4706YY | 19PP60G+4706YY | T, W, Y | |
| | | Poly-U/Polyolefin | 300 | Nylon Sleeve | 17PP60G+9006YY | 18PP60G+9006YY | 19PP60G+9006YY | T, Y | |
| | | Poly-U/Polyolefin | 300 | Delrin | 17PP60G+5906YY | 18PP60G+5906YY | 19PP60G+5906YY | K, W | |
| | | Rubber/Polyolefin | 300 | Precision | 17TP60GI4506YY | 18TP60GI4506YY | 19TP60GI4506YY | | |
| | | Rubber/Polyolefin | 300 | Precision | 17TP60G+4706YY | 18TP60G+4706YY | 19TP60G+4706YY | T, Y | |
| | | Rubber/Polyolefin | 300 | Nylon Sleeve | 17TP60G+9006YY | 18TP60G+9006YY | 19TP60G+9006YY | T, Y | |

ALSO AVAILABLE IN STAINLESS STEEL - SEE SERIES S7/S8/S9, PAGES 90-91.



304 Stainless steel construction
 100% Cart washable
 Ideal for locking carts in food processing, restaurants and food service, hospitals, and harsh environments

37/38 SERIES - SPRING LOADED - 800#

- ◆ SPRING LOADED MED/HEAVY DUTY CASTERS
- ◆ EXCEPTIONAL SHOCK ABSORBING CHARACTERISTICS
- ◆ FOR APPLICATIONS WHERE PROTECTION OF LOAD FROM SHOCK AND VIBRATION ARE NECESSARY
- ◆ 1/4" TOTAL SPRING TRAVEL: SPRING COMPRESSION BEGINS AT 600LBS. TOTAL COMPRESSION AT 675LBS.



APPLICATIONS

- ◆ DIAGNOSTIC & ELECTRICAL EQUIPMENT
- ◆ INSTITUTIONAL, MEDICAL, & LABORATORY EQUIPMENT
- ◆ MOBILE WORKSTATIONS, MAINFRAMES, & TOWERS
- ◆ MAINTENANCE CARTS, WIRE RACKING & SHELVING
- ◆ GROUND SUPPORT EQUIPMENT

| Diameter | Overall Height | Swivel Radius |
|----------|----------------|---------------|
| 5 | 7-1/2 | 4-1/2 |
| 6 | 8 | 5 |

| Plates | | | |
|--------|---------------|-----------------------------------|--------------------|
| Plate | Size | Bolt Pattern | Mounting Bolt Dia. |
| 19 | 4-1/2 x 6-1/4 | 2-7/16 x 4-15/16 to 3-3/8 x 5-1/4 | 1/2 |

| Wheel Dia. | Tread Width | Wheel Type | Load Cap. | Bearing | Swivel | Rigid | +Color |
|------------|-------------|-----------------------------|-----------|-----------------------|----------------|----------------|--------|
| 5 | 2 | Yoke Only | | | 37ZZ50JZ8319YY | 38ZZ50JZ8319YY | |
| | | Polyurethane/Steel | 800 | Roller | 37PU50J+0419YY | 38PU50J+0419YY | G, V |
| | | Polyurethane/Steel | 800 | Precision w/ Top Hats | 37PU50JV6319YY | 38PU50JV6319YY | G, V |
| | | Poly-U/Aluminum | 800 | Roller | 37PA50J+0419YY | 38PA50J+0419YY | N, R |
| | | Donut Tread Poly-U/Steel | 800 | Roller | 37RP50JK0419YY | 38RP50JK0419YY | |
| | | EZ Rolling Crowned PU/Steel | 800 | Roller | 37SW50JU0419YY | 38SW50JU0419YY | |
| | | Glass-filled Nylon | 800 | Precision w/ Top Hats | 37MA50JB6319YY | 38MA50JB6319YY | |
| | | Poly-U/Glass-Nylon | 800 | Roller | 37MU50J+0419YY | 38MU50J+0419YY | G, K |
| 6 | 2 | Poly-U/Glass-Nylon | 800 | Precision w/ Top Hats | 37MU50JG6319YY | 38MU50JG6319YY | G, K |
| | | Yoke Only | | | 37ZZ60JZ8319YY | 38ZZ60JZ8319YY | |
| | | Polyurethane/Steel | 800 | Roller | 37PU60J+0419YY | 38PU60J+0419YY | G, V |
| | | Polyurethane/Steel | 800 | Precision w/ Top Hats | 37PU60JV6319YY | 38PU60JV6319YY | |
| | | Poly-U/Glass-Nylon | 800 | Roller | 37MU60J+0419YY | 38MU60J+0419YY | G, K |
| | | Poly-U/Glass-Nylon | 800 | Precision w/ Top Hats | 37MU60J+6319YY | 38MU60J+6319YY | G, K |
| | | Poly-U/Aluminum | 800 | Roller | 37PA60J+0419YY | 38PA60J+0419YY | N, R |
| | | Donut Tread Poly-U | 800 | Roller | 37RP60JK0419YY | 38RP60JK0419YY | |
| | | Solid Polyurethane | 800 | Caged Roller | 37SU60JL0919YY | 38SU60JL0919YY | |
| | | Heavy Solid Polyurethane | 800 | Precision w/ Top Hats | 37HU60JY6319YY | 38HU60JY6319YY | |
| | | Glass-filled Nylon | 800 | Precision w/ Top Hats | 37MA60JB6319YY | 38MA60JB6319YY | |
| | | EZ Rolling Crowned PU/Steel | 800 | Roller | 37SW60JU0419YY | 38SW60JU0419YY | |
| | | EZ Rolling Crowned PU/Steel | 800 | Precision w/ Top Hats | 37SW60JU6319YY | 38SW60JU6319YY | |
| | | Donut Tread Poly-U/Aluminum | 800 | Precision w/ Top Hats | 37UA60JR6319YY | 38UA60JR6319YY | |

Other 2" face wheels available upon request.



15/16 SERIES - LIGHT/MED. STAINLESS - 350#

- ◆ #304 STAINLESS STEEL CONSTRUCTION THROUGHOUT
- ◆ 100% WASHABLE
- ◆ 1/2" STAINLESS STEEL KINGPIN
- ◆ 3/8" STAINLESS STEEL AXLE AND LOCK NUT
- ◆ STAINLESS STEEL DOUBLE BALL BEARING RACEWAY

APPLICATIONS

- ◆ FOOD SERVICE & RESTAURANTS
- ◆ FOOD PROCESSING PLANTS
- ◆ WASHDOWN APPLICATIONS
- ◆ HOSPITALS AND INSTITUTIONS
- ◆ WET, DAMP, OR CORROSIVE ENVIRONMENTS



Autoclavable wheels available (HT & GN)

OPTIONS



| | |
|---------------------|---|
| Top Lock Brake | T |
| Tech Lock Brake | H |
| High temp Tech Lock | F |
| Zerk Axle | Z |
| No Grease | P |

| Diameter | Overall Height | Swivel Radius |
|----------|----------------|---------------|
| 3 | 4-1/8 | 3 |
| 4 | 5-1/8 | 3-1/2 |
| 5 | 6-1/8 | 4 |


*Reduce overall height 1/8" for stem casters

| **Plates | | | | **Stems | | |
|----------|---------------|--------------------|--------------------|---------|----------------|--------------------|
| Plate | Size | Bolt Pattern | Mounting Bolt Dia. | Stem | Size | Stem Type |
| 06 | 2-3/8 x 3-5/8 | 1-3/4 x 2-7/8 to 3 | 5/16 | ZZ | 1/2 | Hollow Kingpin |
| | | | | 68 | 1/2-13 x 1-1/2 | Threaded |
| | | | | 70 | 1/2-13 x 2-3/4 | Threaded |
| | | | | 71* | 0.720 - 0.85 | Expandable Adapter |
| | | | | 72* | 0.852 - 0.927 | Expandable Adapter |
| | | | | 73* | 0.928 - 1.029 | Expandable Adapter |
| | | | | 74* | 1.030 - 1.140 | Expandable Adapter |
| | | | | 75* | 1.360 - 1.425 | Expandable Adapter |
| | | | | 76* | 1.426 - 1.589 | Expandable Adapter |
| | | | | 77* | 1.790 - 1.850 | Expandable Adapter |

*Includes #70 stem & expandable adapter.

HOLLOW KINGPIN STEMS

- ◆ INTERCHANGABLE STEMS AVAILABLE FOR USE WITH HOLLOW KINGPIN CASTERS.



ORDER INTERCHANGABLE STEMS INSTALLED IN CASTERS: REPLACE ** WITH STEM NUMBER. ORDER SEPERATELY BY PART NUMBER.

| Stem # | Part # | Size | Stem # | Part # | Size | Stem # | Part # | Length | Width (W) | Hole Dia. | Diagonal (d) |
|--------|---------|------------|--------|---------|---------------|--------|---------|--------|-----------|-----------|--------------|
| S1 | S7STTS1 | 1/2-13 x 4 | 91 | S7STT91 | 7/16 x 1-3/8 | 41 | S7STO41 | 2-1/4 | .875 | 5/16 | 1 |
| S2 | S7STTS2 | 5/8-11 x 4 | 95 | S7STG95 | .846 X 2-3/16 | 57 | S7STR57 | 2 | 3/4 | 1/4 | Round |
| S3 | S7STTS3 | 3/4-10 x 6 | | | | | | | | | |



15/16 SERIES - LIGHT/MED. STAINLESS - 350#

| Wheel Dia. | Tread Width | Wheel Type | Load Cap. | Bearing | Swivel | Rigid | +Color | **Plates/Stems |
|------------|--------------------|-----------------------|--------------------|--------------------|----------------|----------------|---------|--|
| 3 | 1-1/4 | Yoke Only w/ Axle | | | 15ZZ30GZ82**YY | 16ZZ30GZ8206YY | | 06, 68, 70 71, 72, 73 74, 75, 76 77 Hollow Kingpin ZZ, S1 S2, S3, 41 57, 91, 84 |
| | | Soft Rubber | 175 | Plain Bore | 15SR30GB82**YY | 16SR30GB8206YY | | |
| | | Hard Rubber | 275 | Plain Bore | 15HR30GB82**YY | 16HR30GB8206YY | | |
| | | Solid Polyurethane | 300 | Nylon Sleeve | 15SU30GL90**YY | 16SU30GL9006YY | | |
| | | Poly-U/Polyolefin | 300 | Nylon Sleeve | 15PP30G+90**YY | 16PP30G+9006YY | T, Y | |
| | | Poly-U/Polyolefin | 300 | *Precision | 15PP30G+47**YY | 16PP30G+4706YY | T, W, Y | |
| | | Poly-U/Polyolefin | 300 | Delrin Sleeve | 15PP30G+59**YY | 16PP30G+5906YY | K, W | |
| | | Rubber/Polyolefin | 210 | Nylon Sleeve | 15TP30G+90**YY | 16TP30G+9006YY | A, T, Y | |
| | | Rubber/Polyolefin | 210 | *Precision | 15TP30G+47**YY | 16TP30G+4706YY | T, Y | |
| | | Polyolefin | 300 | Plain Bore | 15PO30G+82**YY | 16PO30G+8206YY | B, J, Z | |
| | | Polyolefin | 300 | Nylon Sleeve | 15PO30G+90**YY | 16PO30G+9006YY | J, Z | |
| | | Heavy Duty Polyolefin | 300 | Plain Bore | 15HP30GB82**YY | 16HP30GB8206YY | | |
| | | Phenolic | 300 | Stainless Top Hats | 15PH30GB97**YY | 16PH30GB9706YY | | |
| | High Temp Phenolic | 300 | Stainless Top Hats | 15HT30GQ97**YY | 16HT30GQ9706YY | | | |
| | 1-1/2 | High Temp Glass/Nylon | 300 | Steel Sleeve | 15GN30HQ90**YY | 16GN30HQ9006YY | | |
| 4 | 1-1/4 | Yoke Only w/ Axle | | | 15ZZ40GZ82**YY | 16ZZ40GZ8206YY | | 06, 68, 70 71, 72, 73 74, 75, 76 77 Hollow Kingpin ZZ, S1 S2, S3, 41 57, 91, 84 |
| | | Soft Rubber | 200 | Plain Bore | 15SR40GB82**YY | 16SR40GB8206YY | | |
| | | Hard Rubber | 300 | Plain Bore | 15HR40GB82**YY | 16HR40GB8206YY | | |
| | | Solid Polyurethane | 350 | Nylon Sleeve | 15SU40GL90**YY | 16SU40GL9006YY | | |
| | | Poly-U/Polyolefin | 300 | Nylon Sleeve | 15PP40G+90**YY | 16PP40G+9006YY | T, Y | |
| | | Poly-U/Polyolefin | 300 | *Precision | 15PP40G+47**YY | 16PP40G+4706YY | T, W, Y | |
| | | Poly-U/Polyolefin | 300 | Delrin | 15PP40G+59**YY | 16PP40G+5906YY | K, W | |
| | | Rubber/Polyolefin | 250 | Nylon Sleeve | 15TP40G+90**YY | 16TP40G+9006YY | A, T, Y | |
| | | Rubber/Polyolefin | 250 | *Precision | 15TP30G+47**YY | 16TP30G+4706YY | T, Y | |
| | | Polyolefin | 300 | Plain Bore | 15PO40G+82**YY | 16PO40G+8206YY | B, J, Z | |
| | | Polyolefin | 300 | Nylon Sleeve | 15PO40G+90**YY | 16PO40G+9006YY | J, Z | |
| | | Heavy Duty Polyolefin | 300 | Plain Bore | 15HP40GB82**YY | 16HP40GB8206YY | | |
| | | Phenolic | 350 | Stainless Top Hats | 15PH40GB97**YY | 16PH40GB9706YY | | |
| | High Temp Phenolic | 350 | Stainless Top Hats | 15HT40GQ97**YY | 16HT40GQ9706YY | | | |
| | 1-1/2 | High Temp Glass/Nylon | 350 | Steel Sleeve | 15GN40GQ97**YY | 16GN40GQ9706YY | | |
| | 1-1/2 | High Temp Phenolic | 350 | Steel Sleeve | 15HT40HQ90**YY | 16HT40HQ9006YY | | |
| | 1-1/2 | High Temp Glass/Nylon | 350 | Steel Sleeve | 15GN40HQ90**YY | 16GN40HQ9006YY | | |
| 5 | 1-1/4 | Yoke Only w/ Axle | | | 15ZZ50GZ82**YY | 16ZZ50GZ8206YY | | 06, 68, 70 71, 72, 73 74, 75, 76 77 Hollow Kingpin ZZ, S1 S2, S3, 41 57, 91, 84 |
| | | Soft Rubber | 250 | Plain Bore | 15SR50GB82**YY | 16SR50GB8206YY | | |
| | | Hard Rubber | 300 | Plain Bore | 15HR50GB82**YY | 16HR50GB8206YY | | |
| | | Solid Polyurethane | 350 | Nylon Sleeve | 15SU50GL90**YY | 16SU50GL9006YY | | |
| | | Poly-U/Polyolefin | 300 | Nylon Sleeve | 15PP50G+90**YY | 16PP50G+9006YY | T, Y | |
| | | Poly-U/Polyolefin | 300 | *Precision | 15PP50G+47**YY | 16PP50G+4706YY | T, W, Y | |
| | | Poly-U/Polyolefin | 300 | Delrin | 15PP50G+59**YY | 16PP50G+5906YY | K, W | |
| | | Rubber/Polyolefin | 300 | Nylon Sleeve | 15TP50G+90**YY | 16TP50G+9006YY | A, T, Y | |
| | | Rubber/Polyolefin | 300 | *Precision | 15TP30G+47**YY | 16TP30G+4706YY | T, Y | |
| | | Polyolefin | 325 | Plain Bore | 15PO50G+82**YY | 16PO50G+8206YY | B, J, Z | |
| | | Polyolefin | 300 | Nylon Sleeve | 15PO50G+90**YY | 16PO50G+9006YY | J, Z | |
| | | Heavy Duty Polyolefin | 325 | Plain Bore | 15HP50GB82**YY | 16HP50GB8206YY | | |
| | | Phenolic | 350 | Stainless Top Hats | 15PH50GB97**YY | 16PH50GB9706YY | | |
| | High Temp Phenolic | 350 | Stainless Top Hats | 15HT50GQ97**YY | 16HT50GQ9706YY | | | |
| | 1-1/2 | High Temp Glass/Nylon | 350 | Steel Sleeve | 15GN50GQ97**YY | 16GN50GQ9706YY | | |
| | 1-1/2 | High Temp Phenolic | 350 | Steel Sleeve | 15HT50HQ90**YY | 16HT50HQ9006YY | | |
| | 1-1/2 | High Temp Glass/Nylon | 350 | Steel Sleeve | 15GN50HQ90**YY | 16GN50HQ9006YY | | |

*Non-Stainless bearings in wheels.



73/74 SERIES - LIGHT/MED. STAINLESS - 350#

- ◆ #304 STAINLESS STEEL CONSTRUCTION THROUGHOUT
- ◆ 100% WASHABLE
- ◆ DOUBLE BALL BEARING RACEWAY
- ◆ DUST COVER PROTECTS SWIVEL RACEWAY FROM DUST AND DEBRIS
- ◆ GREASE SEAL AND RACEWAY ZERK FITTING STANDARD
- ◆ STAINLESS STEEL BRAKE KITS AVAILABLE

APPLICATIONS

- ◆ FOOD SERVICE & RESTAURANTS
- ◆ FOOD PROCESSING PLANTS
- ◆ WASHDOWN APPLICATIONS
- ◆ HOSPITALS AND INSTITUTIONS
- ◆ WET, DAMP, OR CORROSIVE ENVIRONMENTS



STANDARD CASTERS WITH SEALS ARE NOT INTENDED FOR HIGH TEMPERATURE APPLICATORS. CASTERS MAY BE ORDERED WITHOUT SEALS AND ZERK ON RACEWAY (OPTION "I") FOR USE IN HIGH TEMP ENVIRONMENTS.



OPTIONS

| | |
|--------------------------|---|
| | T |
| | H |
| | V |
| | F |
| Zerk Axle | Z |
| w/o Raceway Zerk or Seal | I |
| High Temp Grease | K |
| No Grease | P |


| Diameter | Overall Height | Swivel Radius |
|----------|----------------|---------------|
| 3 | 4-3/16 | 3-1/4 |
| 3-1/2 | 4-5/8 | 3-1/8 |
| 4 | 5-1/8 | 3-3/8 |
| 5 | 6-1/4 | 3-7/8 |
| 6 | 7-1/8 | |

*Reduce overall height 1/8" for stem casters

†Factory Order Only

| **Plates | | | | **Stems | | |
|----------|---------------|------------------------------|--------------------|---------|----------------|--------------------|
| Plate | Size | Bolt Pattern | Mounting Bolt Dia. | Stem | Size | Stem Type |
| 06 | 2-3/8 x 3-5/8 | 1-3/4 x 2-7/8 to 3 | 5/16 | 51 | 3/4 x 2 | Octagon |
| | | | | 67 | 1/2-13 x 1 | Threaded |
| | | | | 68 | 1/2-13 x 1-1/2 | Threaded |
| | | | | 70 | 1/2-13 x 2-3/4 | Threaded |
| 11 | 3-1/8 x 4-1/8 | 1-3/4-15/16 to 2-3/8 x 3-3/8 | 5/16 | 71* | 0.720 - 0.85 | Expandable Adapter |
| | | | | 72* | 0.852 - 0.927 | Expandable Adapter |
| | | | | 73* | 0.928 - 1.029 | Expandable Adapter |
| | | | | 74* | 1.030 - 1.140 | Expandable Adapter |
| | | | | 75* | 1.360 - 1.425 | Expandable Adapter |
| 17 | 4 x 4-1/2 | 2-5/8 x 3-5/8 to 3 x 3 | 3/8 | 76* | 1.426 - 1.589 | Expandable Adapter |
| | | | | 77* | 1.790 - 1.850 | Expandable Adapter |

*Includes #70 stem and expandable adapter.



| Rubber/Polyolefin | | | Poly-U/Polyolefin | | | |
|-------------------|---|-------|-------------------|---|-------|---|
| Flat | | Round | Flat Tread | | Round | |
| A | T | Y | K | T | W | Y |
| | | | | | | |

73/74 SERIES - LIGHT/MED. STAINLESS - 350#

| Wheel Dia. | Tread Width | Wheel Type | Load Cap. | Bearing | Swivel | Rigid (Plate Casters Only) | +Color | **Plates/ Stems |
|-----------------------|-------------|-----------------------|----------------|----------------|----------------|-------------------------------|---------|--|
| 3 | 1-1/4 | Yoke Only w/ Axle | | | 73ZZ30GZ82**YY | 74ZZ30GZ82**YY | | 06, 11, 17, 51, 67, 68, 70, 71, 72, 73, 74, 75, 76, 77 |
| | | Soft Rubber | 200 | Plain Bore | 73SR30GB82**YY | 74SR30GB82**YY | | |
| | | Hard Rubber | 275 | Plain Bore | 73HR30GB82**YY | 74HR30GB82**YY | | |
| | | Rubber/Polyolefin | 210 | Nylon Sleeve | 73TP30G+90**YY | 74TP30G+90**YY | A, T, Y | |
| | | Rubber/Polyolefin | 210 | *Precision | 73TP30G+47**YY | 74TP30G+47**YY | T, Y | |
| | | Poly-U/Polyolefin | 250 | Nylon Sleeve | 73PP30G+90**YY | 74PP30G+90**YY | T, Y | |
| | | Poly-U/Polyolefin | 250 | Delrin | 73PP30G+59**YY | 74PP30G+59**YY | K, W | |
| | | Poly-U/Polyolefin | 250 | *Precision | 73PP30G+47**YY | 74PP30G+47**YY | T, W, Y | |
| | | Solid Polyurethane | 300 | Nylon Sleeve | 73SU30GL90**YY | 74SU30GL90**YY | | |
| | | Polyolefin | 300 | Plain Bore | 73PO30G+82**YY | 74PO30G+82**YY | B, J, Z | |
| | | Polyolefin | 300 | Nylon Sleeve | 73PO30G+90**YY | 74PO30G+90**YY | J, Z | |
| Heavy Duty Polyolefin | 350 | Plain Bore | 73HP30GB82**YY | 74HP30GB82**YY | | | | |
| Phenolic | 350 | Stainless Top Hat | 73PH30GB97**YY | 74PH30GB97**YY | | | | |
| 3-1/2 | 1-1/4 | Yoke Only w/ Axle | | | 73ZZ35GZ82**YY | 74ZZ35GZ82**YY | | 06, 11, 17, 51, 67, 68, 70, 71, 72, 73, 74, 75, 76, 77 |
| | | Soft Rubber | 225 | Plain Bore | 73SR35GB82**YY | 74SR35GB82**YY | | |
| | | Hard Rubber | 285 | Plain Bore | 73HR35GB82**YY | 74HR35GB82**YY | | |
| | | Rubber/Polyolefin | 250 | Nylon Sleeve | 73TP35G+90**YY | 74TP35G+90**YY | A, T, Y | |
| | | Rubber/Polyolefin | 210 | *Precision | 73TP35G+47**YY | 74TP35G+47**YY | T, Y | |
| | | Poly-U/Polyolefin | 300 | Nylon Sleeve | 73PP35G+90**YY | 74PP35G+90**YY | T, Y | |
| | | Poly-U/Polyolefin | 300 | Delrin | 73PP35G+59**YY | 74PP35G+59**YY | K, W | |
| | | Poly-U/Polyolefin | 300 | *Precision | 73PP35G+47**YY | 74PP35G+47**YY | T, W, Y | |
| | | Polyolefin | 300 | Plain Bore | 73PO35G+82**YY | 74PO35G+82**YY | B, J, Z | |
| Phenolic | 350 | Stainless Top Hat | 73PH35GB97**YY | 74PH35GB97**YY | | | | |
| 4 | 1-1/4 | Yoke Only w/ Axle | | | 73ZZ40GZ82**YY | 74ZZ40GZ82**YY | | 06, 11, 17, 51, 67, 68, 70, 71, 72, 73, 74, 75, 76, 77 |
| | | Soft Rubber | 250 | Plain Bore | 73SR40GB82**YY | 74SR40GB82**YY | | |
| | | Hard Rubber | 300 | Plain Bore | 73HR40GB82**YY | 74HR40GB82**YY | | |
| | | Rubber/Polyolefin | 300 | Nylon Sleeve | 73TP40G+90**YY | 74TP40G+90**YY | A, T, Y | |
| | | Rubber/Polyolefin | 300 | *Precision | 73TP40G+47**YY | 74TP40G+47**YY | T, Y | |
| | | Rubber/Aluminum | 250 | *Annular Ball | 73RA40GI43**YY | 74RA40GI43**YY | | |
| | | Poly-U/Polyolefin | 300 | Nylon Sleeve | 73PP40G+90**YY | 74PP40G+90**YY | T, Y | |
| | | Poly-U/Polyolefin | 300 | Delrin | 73PP40G+59**YY | 74PP40G+59**YY | K, W | |
| | | Poly-U/Polyolefin | 300 | *Precision | 73PP40G+47**YY | 74PP40G+47**YY | T, W, Y | |
| | | Solid Polyurethane | 350 | Nylon Sleeve | 73SU40GL90**YY | 74SU40GL90**YY | | |
| | | Polyolefin | 300 | Plain Bore | 73PO40G+82**YY | 74PO40G+82**YY | B, J, Z | |
| | | Polyolefin | 300 | Nylon Sleeve | 73PO40G+90**YY | 74PO40G+90**YY | J, Z | |
| Heavy Duty Polyolefin | 300 | Plain Bore | 73HP40GB82**YY | 74HP40GB82**YY | | | | |
| Phenolic | 350 | Stainless Top Hat | 73PH40GB97**YY | 74PH40GB97**YY | | | | |
| 5 | 1-1/4 | Yoke Only w/ Axle | | | 73ZZ50GZ82**YY | 74ZZ50GZ82**YY | | 06, 11, 17, 51, 67, 68, 70, 71, 72, 73, 74, 75, 76, 77 |
| | | Soft Rubber | 275 | Plain Bore | 73SR50GB82**YY | 74SR50GB82**YY | | |
| | | Hard Rubber | 300 | Plain Bore | 73HR50GB82**YY | 74HR50GB82**YY | | |
| | | Rubber/Polyolefin | 300 | Nylon Sleeve | 73TP50G+90**YY | 74TP50G+90**YY | A, T, Y | |
| | | Rubber/Polyolefin | 300 | *Precision | 73TP50G+47**YY | 74TP50G+47**YY | T, Y | |
| | | Rubber/Aluminum | 300 | *Annular Ball | 73RA50GI43**YY | 74RA50GI43**YY | | |
| | | Poly-U/Polyolefin | 300 | Nylon Sleeve | 73PP50G+90**YY | 74PP50G+90**YY | T, Y | |
| | | Poly-U/Polyolefin | 300 | Delrin | 73PP50G+59**YY | 74PP50G+59**YY | K, W | |
| | | Poly-U/Polyolefin | 300 | *Precision | 73PP50G+47**YY | 74PP50G+47**YY | T, W, Y | |
| | | Solid Polyurethane | 350 | Nylon Sleeve | 73SU50GL90**YY | 74SU50GL90**YY | | |
| | | Polyolefin | 300 | Plain Bore | 73PO50G+82**YY | 74PO50G+82**YY | B, J, Z | |
| | | Polyolefin | 300 | Nylon Sleeve | 73PO50G+90**YY | 74PO50G+90**YY | J, Z | |
| | | Heavy Duty Polyolefin | 325 | Nylon Sleeve | 73HP50GB82**YY | 74HP50GB82**YY | | |
| Phenolic | 350 | Stainless Top Hat | 73PH50GB97**YY | 74PH50GB97**YY | | | | |
| 6 | 1-1/4 | Yoke Only w/ Axle | | | 73ZZ60GZ82**YY | 74ZZ60GZ82**YY | | 06, 11, 17, 51, 67, 68, 70, 71, 72, 73, 74, 75, 76, 77 |
| | | Rubber/Polyolefin | 300 | Nylon Sleeve | 73TP60G+90**YY | 74TP60G+90**YY | T, Y | |
| | | Rubber/Polyolefin | 300 | *Precision | 73TP60G+47**YY | 74TP60G+47**YY | T, Y | |
| | | Poly-U/Polyolefin | 300 | Nylon Sleeve | 73PP60GT90**YY | 74PP60GT90**YY | T, Y | |
| | | Poly-U/Polyolefin | 300 | Delrin | 73PP60G+59**YY | 74PP60G+59**YY | K, W | |
| | | Poly-U/Polyolefin | 300 | *Precision | 73PP60G+47**YY | 74PP60G+47**YY | T, W, Y | |

*Non-stainless bearings in wheel

S7/S8/S9 - STAINLESS TOTAL LOCK - 350#

- ◆ TOTAL LOCK CASTERS SIMULTANEOUSLY LOCK THE SWIVEL AND THE WHEEL MAKING THE UNIT STATIONARY
- ◆ 304 STAINLESS STEEL CONSTRUCTION THROUGHOUT
- ◆ 100% WASHABLE
- ◆ 1/2" STAINLESS STEEL KINGPIN
- ◆ 3/8" STAINLESS STEEL AXLE & LOCK NUT
- ◆ DOUBLE STAINLESS STEEL BALL BEARING RACEWAY



APPLICATIONS

- ◆ FOOD SERVICE & RESTAURANTS
- ◆ FOOD PROCESSING PLANTS
- ◆ WASHDOWN APPLICATIONS
- ◆ HOSPITALS AND INSTITUTIONS
- ◆ WET, DAMP, OR CORROSIVE ENVIRONMENTS

| Diameter | Overall Height | Swivel Radius |
|----------|----------------|---------------|
| 3 | 4-1/4 | 4-5/16 |
| 3-1/2 | 4-3/4 | 4-5/16 |
| 4 | 5-1/4 | 4-5/16 |
| 5 | 6-1/4 | 4-5/16 |

*Reduce overall height 1/8" for stem casters



Hollow Kingpin Threaded Expandable

| **Plates | | | | **Stems | | |
|----------|---------------|--------------------|--------------------|---------|----------------|--------------------|
| Plate | Size | Bolt Pattern | Mounting Bolt Dia. | Stem | Size | Stem Type |
| 06 | 2-3/8 x 3-5/8 | 1-3/4 x 2-7/8 to 3 | 5/16 | ZZ | 1/2 | Hollow Kingpin |
| | | | | 68 | 1/2-13 x 1-1/2 | Threaded |
| | | | | 70 | 1/2-13 x 2-3/4 | Threaded |
| | | | | 71* | 0.720 - 0.85 | Expandable Adapter |
| | | | | 72* | 0.852 - 0.927 | Expandable Adapter |
| | | | | 73* | 0.928 - 1.029 | Expandable Adapter |
| | | | | 74* | 1.030 - 1.140 | Expandable Adapter |
| | | | | 75* | 1.360 - 1.425 | Expandable Adapter |
| | | | | 76* | 1.426 - 1.589 | Expandable Adapter |
| | | | | 77* | 1.790 - 1.850 | Expandable Adapter |

*Includes #70 stem & expandable adapter.

HOLLOW KINGPIN STEMS

- ◆ INTERCHANGABLE STEMS AVAILABLE FOR USE WITH HOLLOW KINGPIN CASTERS. SEE PAGE 86.

S9 SERIES SWIVEL CASTERS

- ◆ SPECIAL NON-LOCKING SWIVEL CASTER MATCHES OVERALL HEIGHT OF SERIES S7/S8 TOTAL LOCK CASTER



| Rubber/Polyolefin | | | Poly-U/Polyolefin | | | |
|-------------------|---|-------|-------------------|---|-------|---|
| Flat | | Round | Flat Tread | | Round | |
| A | T | Y | K | T | W | Y |
| | | | | | | |

S7/S8/S9 - STAINLESS TOTAL LOCK - 350#

| Wheel Dia. | Tread Width | Wheel Type | Load Cap. | Bearing | Swivel | Rigid | Swivel Non Locking | +Color | **Plates/Stems |
|-----------------------|-------------|-----------------------|----------------|-------------------|----------------|----------------|--------------------|----------------|---|
| 3 | 1-1/4 | Yoke Only w/ Axle | 300 | | S7ZZ30G000**YY | S8ZZ30G00006YY | S9ZZ30G000**YY | | 06, 68, 70 71, 72, 73 74, 75, 76 77 Hollow Kingpin ZZ, S1 S2, S3, 41 57, 91, 84 |
| | | Soft Rubber | 175 | Plain Bore | S7SR30GB82**YY | S8SR30GB8206YY | S9SR30GB82**YY | | |
| | | Hard Rubber | 275 | Plain Bore | S7HR30GB82**YY | S8HR30GB8206YY | S9HR30GB82**YY | | |
| | | Rubber/Polyolefin | 210 | Nylon Sleeve | S7TP30G+90**YY | S8TP30G+9006YY | S9TP30G+90**YY | A, T, Y | |
| | | Rubber/Polyolefin | 210 | *Precision | S7TP30G+47**YY | S8TP30G+4706YY | S9TP30G+47**YY | T, Y | |
| | | Poly-U/Polyolefin | 300 | Delrin | S7PP30G+90**YY | S8PP30G+9006YY | S9PP30G+90**YY | T, Y | |
| | | Poly-U/Polyolefin | 300 | Delrin | S7PP30G+59**YY | S8PP30G+5906YY | S9PP30G+59**YY | K, W | |
| | | Poly-U/Polyolefin | 300 | *Precision | S7PP30G+47**YY | S8PP30G+4706YY | S9PP30G+47**YY | T, W, Y | |
| | | Solid Polyurethane | 300 | Steel Sleeve | S7SU30GL90**YY | S8SU30GL9006YY | S9SU30GL90**YY | | |
| | | Polyolefin | 300 | Plain Bore | S7PO30G+82**YY | S8PO30G+8206YY | S9PO30G+82**YY | B, J, Z | |
| | | Polyolefin | 300 | Delrin | S7PO30G+90**YY | S8PO30G+9006YY | S9PO30G+90**YY | J, Z | |
| | | Heavy Duty Polyolefin | 300 | Plain Bore | S7HP30GB82**YY | S8HP30GB8206YY | S9HP30GB82**YY | | |
| Phenolic | 300 | Stainless Top Hat | S7PH30GB97**YY | S8PH30GB9706YY | S9PH30GB97**YY | | | | |
| 3-1/2 | 1-1/4 | Yoke Only w/ Axle | | | S7ZZ35GZ82**YY | S8ZZ35GZ8206YY | S9ZZ35GZ82**YY | | 06, 68, 70 71, 72, 73 74, 75, 76 77 Hollow Kingpin See pg 86 ZZ, S1 S2, S3, 41 57, 91, 84 |
| | | Soft Rubber | 200 | Plain Bore | S7SR35GB82**YY | S8SR35GB8206YY | S9SR35GB82**YY | | |
| | | Hard Rubber | 285 | Plain Bore | S7HR35GB82**YY | S8HR35GB8206YY | S9HR35GB82**YY | | |
| | | Rubber/Polyolefin | 250 | Nylon Sleeve | S7TP35G+90**YY | S8TP35G+9006YY | S9TP35G+90**YY | A, T, Y | |
| | | Rubber/Polyolefin | 250 | *Precision | S7TP35G+47**YY | S8TP35G+4706YY | S9TP35G+47**YY | T, Y | |
| | | Poly-U/Polyolefin | 250 | *Precision | S7PP35G+47**YY | S8PP35G+4706YY | S9PP35G+47**YY | T, W, Y | |
| | | Poly-U/Polyolefin | 250 | Nylon Sleeve | S7PP35G+90**YY | S8PP35G+9006YY | S9PP35G+90**YY | T, Y | |
| | | Poly-U/Polyolefin | 250 | Delrin | S7PP35G+59**YY | S8PP35G+5906YY | S9PP35G+59**YY | K, W | |
| | | Polyolefin | 300 | Plain Bore | S7PO35G+82**YY | S8PO35G+8206YY | S9PO35G+82**YY | B, J, Z | |
| | | Polyolefin | 300 | Nylon Sleeve | S7PO35G+90**YY | S8PO35G+9006YY | S9PO35G+90**YY | J, Z | |
| | | Phenolic | 350 | Stainless Top Hat | S7PH35GB97**YY | S8PH35GB9706YY | S9PH35GB97**YY | | |
| | | 4 | 1-1/4 | Yoke Only w/ Axle | 300 | | S7ZZ40GZ82**YY | S8ZZ40GZ8206YY | |
| Soft Rubber | 200 | | | Plain Bore | S7SR40GB82**YY | S8SR40GB8206YY | S9SR40GB82**YY | | |
| Hard Rubber | 300 | | | Plain Bore | S7HR40GB82**YY | S8HR40GB8206YY | S9HR40GB82**YY | | |
| Rubber/Polyolefin | 300 | | | Nylon Sleeve | S7TP40G+90**YY | S8TP40G+9006YY | S9TP40G+90**YY | A, T, Y | |
| Rubber/Polyolefin | 300 | | | *Precision | S7TP40G+47**YY | S8TP40G+4706YY | S9TP40G+47**YY | T, Y | |
| Poly-U/Polyolefin | 300 | | | *Precision | S7PP40G+47**YY | S8PP40G+4706YY | S9PP40G+47**YY | T, W, Y | |
| Poly-U/Polyolefin | 300 | | | Nylon Sleeve | S7PP40G+90**YY | S8PP40G+9006YY | S9PP40G+90**YY | T, Y | |
| Poly-U/Polyolefin | 300 | | | Delrin | S7PP40G+59**YY | S8PP40G+5906YY | S9PP40G+59**YY | K, W | |
| Solid Polyurethane | 350 | | | Nylon Sleeve | S7SU40GL90**YY | S8SU40GL9006YY | S9SU40GL90**YY | | |
| Polyolefin | 300 | | | Plain Bore | S7PO40G+82**YY | S8PO40G+8206YY | S9PO40G+82**YY | B, J, Z | |
| Polyolefin | 300 | | | Nylon Sleeve | S7PO40G+90**YY | S8PO40G+9006YY | S9PO40G+90**YY | J, Z | |
| Heavy Duty Polyolefin | 300 | | | Plain Bore | S7HP40GB82**YY | S8HP40GB8206YY | S9HP40GB82**YY | | |
| Phenolic | 350 | | | Stainless Top Hat | S7PH40GB97**YY | S8PH40GB9706YY | S9PH40GB97**YY | | |
| High Temp Phenolic | 350 | | | Stainless Top Hat | S7HT40GQ97**YY | S8PH40GQ9706YY | S9HT40GQ97**YY | | |
| High Temp Glass/Nylon | 350 | Stainless Top Hat | S7GN40GQ97**YY | S8GN40GQ9706YY | S9GN40GQ97**YY | | | | |
| 5 | 1-1/4 | Yoke Only w/ Axle | 300 | | S7ZZ50GZ82**YY | S8ZZ50GZ8206YY | S9ZZ50GZ82**YY | | 06, 68, 70 71, 72, 73 74, 75, 76 77 Hollow Kingpin See pg 86 ZZ, S1 S2, S3, 41 57, 91, 84 |
| | | Soft Rubber | 250 | Plain Bore | S7SR50GB82**YY | S8SR50GB8206YY | S9SR50GB82**YY | | |
| | | Hard Rubber | 300 | Plain Bore | S7HR50GB82**YY | S8HR50GB8206YY | S9HR50GB82**YY | | |
| | | Rubber/Polyolefin | 300 | Nylon Sleeve | S7TP50G+90**YY | S8TP50G+9006YY | S9TP50G+90**YY | A, T, Y | |
| | | Rubber/Polyolefin | 300 | *Precision | S7TP50G+47**YY | S8TP50G+4706YY | S9TP50G+47**YY | T, Y | |
| | | Poly-U/Polyolefin | 300 | Precision | S7PP50G+47**YY | S8PP50G+4706YY | S9PP50G+47**YY | T, W, Y | |
| | | Poly-U/Polyolefin | 300 | Nylon Sleeve | S7PP50G+90**YY | S8PP50G+9006YY | S9PP50G+90**YY | T, Y | |
| | | Poly-U/Polyolefin | 300 | Delrin | S7PP50G+59**YY | S8PP50G+5906YY | S9PP50G+59**YY | K, W | |
| | | Solid Polyurethane | 350 | Nylon Sleeve | S7SU50GL90**YY | S8SU50GL9006YY | S9SU50GL90**YY | | |
| | | Polyolefin | 300 | Plain | S7PO50G+82**YY | S8PO50G+8206YY | S9PO50G+82**YY | B, J, Z | |
| | | Polyolefin | 300 | Nylon Sleeve | S7PO50G+90**YY | S8PO50G+9006YY | S9PO50G+90**YY | J, Z | |
| | | Heavy Duty Polyolefin | 325 | Plain Bore | S7HP50GB82**YY | S8HP50GB8206YY | S9HP50GB82**YY | | |
| | | Phenolic | 350 | Stainless Top Hat | S7PH50GB97**YY | S8PH50GB9706YY | S9PH50GB97**YY | | |
| | | High Temp Phenolic | 350 | Stainless Top Hat | S7HT50GQ97**YY | S8PH50GQ9706YY | S9HT50GQ97**YY | | |
| High Temp Glass/Nylon | 350 | Stainless Top Hat | S7GN50GQ97**YY | S8GN50GQ9706YY | S9GN50GQ97**YY | | | | |

*Non-stainless bearings in wheel

31/32 SERIES - MED/HEAVY STAINLESS - 1,250#

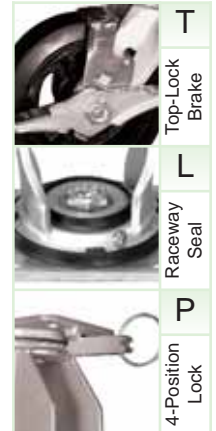
- ◆ # 304 STAINLESS STEEL CONSTRUCTION
- ◆ 100% WASHABLE
- ◆ 5/8" STAINLESS KINGPIN
- ◆ 1/2" STAINLESS AXLE AND LOCK NUT
- ◆ STAINLESS STEEL DOUBLE BALL BEARING RACEWAY
- ◆ BRAKES AVAILABLE ON SWIVEL & RIGID CASTERS

APPLICATIONS

- ◆ FOOD SERVICE & RESTAURANTS
- ◆ FOOD PROCESSING PLANTS
- ◆ WASH DOWN APPLICATIONS
- ◆ WET OR CORROSIVE CONDITIONS



OPTIONS




| Wheel Dia. | Tread Width | Wheel Type | Load Cap. | Bearing | Swivel | Rigid | +Color |
|----------------------|-------------|------------------------|----------------|---------------------|----------------|----------------|---------------|
| 4 | 2 | Yoke Only | | | 31ZZ40JZ8317YY | 32ZZ40JZ8317YY | |
| | | Rubber/Polyolefin | 450 | Stainless Roller | 31TP40J+0517YY | 32TP40J+0517YY | A, T, X, Y, Z |
| | | Rubber/Polyolefin | 450 | Delrin | 31TP40J+5717YY | 32TP40J+5717YY | A, T, X, Y, Z |
| | | Poly-U/Polyolefin | 600 | Stainless Roller | 31PP40J+0517YY | 32PP40J+0517YY | K, M, U, W |
| | | Poly-U/Polyolefin | 600 | Delrin | 31PP40J+5717YY | 32PP40J+5717YY | K, M, U, W |
| | | Solid Polyurethane | 700 | Stainless Roller | 31SU40JL0517YY | 32SU40JL0517YY | |
| | | Solid Polyurethane | 700 | Delrin | 31SU40JL5717YY | 32SU40JL5717YY | |
| | | Heavy Duty Solid Poly | 900 | Stainless Precision | 31HU40JI7217YY | 32HU40JI7217YY | |
| | | Polyolefin | 450 | Stainless Roller | 31PO40JB0517YY | 32PO40JB0517YY | |
| | | Polyolefin | 450 | Delrin | 31PO40JB5717YY | 32PO40JB5717YY | |
| | | Phenolic | 600 | Stainless Roller | 31PH40JB0517YY | 32PH40JB0517YY | |
| | | Glass-filled Nylon | 800 | Stainless Roller | 31MA40JB0517YY | 32MA40JB0517YY | |
| | | Glass-filled Nylon | 800 | Delrin | 31MA40JB5717YY | 32MA40JB5717YY | |
| | | High Temp Phenolic | 600 | Stainless Roller | 31HT40JQ0517YY | 32HT40JQ0517YY | |
| | | Hight Temp Glass/Nylon | 600 | Steel Sleeve | 31GN40JQ8817YY | 32GN40JQ8817YY | |
| | | Poly-U/Glass-Nylon | 800 | Stainless Roller | 31MU40J+0517YY | 32MU40J+0517YY | G, K |
| | | Poly-U/Glass-Nylon | 800 | Delrin | 31MU40J+5717YY | 32MU40J+5717YY | G, K |
| | | Glass-Nylon V-Groove | 800 | Stainless Roller | 31MV40JT0517YY | 32MV40JT0517YY | |
| Glass-Nylon V-Groove | 800 | Delrin | 31MV40JT5717YY | 32MV40JT5717YY | | | |
| 5 | 2 | Yoke Only | | | 31ZZ50JZ8317YY | 32ZZ50JZ8317YY | |
| | | Rubber/Polyolefin | 500 | Stainless Roller | 31TP50J+0517YY | 32TP50J+0517YY | A, T, X, Y, Z |
| | | Rubber/Polyolefin | 500 | Delrin | 31TP50J+5717YY | 32TP50J+5717YY | A, T, X, Y, Z |
| | | Poly-U/Polyolefin | 750 | Stainless Roller | 31PP50J+0517YY | 32PP50J+0517YY | K, M, U, W |
| | | Poly-U/Polyolefin | 750 | Delrin | 31PP50J+5717YY | 32PP50J+5717YY | K, M, U, W |
| | | Nylon | 700 | Stainless Roller | 31NY50JE0517YY | 32NY50JE0517YY | |
| | | Nylon | 700 | Delrin | 31NY50JE5717YY | 32NY50JE5717YY | |
| | | Solid Polyurethane | 800 | Stainless Roller | 31SU50JL0517YY | 32SU50JL0517YY | |
| | | Solid Polyurethane | 800 | Delrin | 31SU50JL5717YY | 32SU50JL5717YY | |
| | | Heavy Duty Solid Poly | 1000 | Stainless Precision | 31HU50JI7217YY | 32HU50JI7217YY | |
| | | Polyolefin | 650 | Stainless Roller | 31PO50JB0517YY | 32PO50JB0517YY | |
| | | Polyolefin | 650 | Delrin | 31PO50JB5717YY | 32PO50JB5717YY | |
| | | Phenolic | 1000 | Stainless Roller | 31PH50JB0517YY | 32PH50JB0517YY | |
| | | Glass-filled Nylon | 1000 | Stainless Roller | 31MA50JB0517YY | 32MA50JB0517YY | |
| | | Glass-filled Nylon | 1000 | Delrin | 31MA50JB5717YY | 32MA50JB5717YY | |
| | | High Temp Phenolic | 1000 | Stainless Roller | 31HT50JQ0517YY | 32HT50JQ0517YY | |
| | | Hight Temp Glass/Nylon | 600 | Steel Sleeve | 31GN50JQ8817YY | 32GN50JQ8817YY | |
| | | Poly-U/Glass-Nylon | 1000 | Stainless Roller | 31MU50J+0517YY | 32MU50J+0517YY | G, K |
| Poly-U/Glass-Nylon | 1000 | Delrin | 31MU50J+5717YY | 32MU50J+5717YY | G, K | | |

31/32 SERIES - MED/HEAVY STAINLESS - 1,250#

| Diameter | Overall Height | Swivel Radius |
|----------|----------------|---------------|
| 4 | 5-5/8 | 3-3/16 |
| 5 | 6-1/2 | 4-7/8 |
| 6 | 7-1/2 | 4-3/8 |
| 8 | 9-1/2 | 5-3/4 |

| Plates | | | |
|--------|-----------|------------------------|--------------------|
| Plate | Size | Bolt Pattern | Mounting Bolt Dia. |
| 17 | 4 x 4-1/2 | 2-5/8 x 3-5/8 to 3 x 3 | 3/8 |

| Wheel Dia. | Tread Width | Wheel Type | Load Cap. | Bearing | Swivel | Rigid | +Color |
|----------------------|-------------|--------------------------|----------------|---------------------|----------------|----------------|---------------|
| 6 | 2 | Yoke Only | | | 31ZZ60JZ8317YY | 32ZZ60JZ8317YY | |
| | | Rubber/Polyolefin | 550 | Stainless Roller | 31TP60J+0517YY | 32TP60J+0517YY | A, T, X, Y, Z |
| | | Rubber/Polyolefin | 550 | Delrin | 31TP60J+5717YY | 32TP60J+5717YY | A, T, X, Y, Z |
| | | Poly-U/Polyolefin | 900 | Stainless Roller | 31PP60J+0517YY | 32PP60J+0517YY | K, M, U, W |
| | | Poly-U/Polyolefin | 900 | Delrin | 31PP60J+5717YY | 32PP60J+5717YY | K, M, U, W |
| | | Nylon | 800 | Stainless Roller | 31NY60JE0517YY | 32NY60JE0517YY | |
| | | Nylon | 800 | Delrin | 31NY60JE5717YY | 32NY60JE5717YY | |
| | | Solid Polyurethane | 900 | Stainless Roller | 31SU60JL0517YY | 32SU60JL0517YY | |
| | | Solid Polyurethane | 900 | Delrin | 31SU60JL5717YY | 32SU60JL5717YY | |
| | | Heavy Solid Polyurethane | 1000 | Stainless Precision | 31HU60JI7217YY | 32HU60JI7217YY | |
| | | Polyolefin | 700 | Stainless Roller | 31PO60JB0517YY | 32PO60JB0517YY | |
| | | Polyolefin | 700 | Delrin | 31PO60JB5717YY | 32PO60JB5717YY | |
| | | Phenolic | 1200 | Stainless Roller | 31PH60JB0517YY | 32PH60JB0517YY | |
| | | Glass-filled Nylon | 1200 | Stainless Roller | 31MA60JB0517YY | 32MA60JB0517YY | |
| | | Glass-filled Nylon | 1200 | Delrin | 31MA60JB5717YY | 32MA60JB5717YY | |
| | | High Temp Phenolic | 1200 | Stainless Roller | 31HT60JQ0517YY | 32HT60JQ0517YY | |
| | | Hight Temp Glass/Nylon | 600 | Steel Sleeve | 31GN60JQ8817YY | 32GN60JQ8817YY | |
| | | Poly-U/Glass-Nylon | 1200 | Stainless Roller | 31MU60J+0517YY | 32MU60J+0517YY | G, K |
| | | Poly-U/Glass-Nylon | 1200 | Delrin | 31MU60J+5717YY | 32MU60J+5717YY | G, K |
| | | Glass-Nylon V-Groove | 1000 | Stainless Roller | 31MV60JV0517YY | 32MV60JV0517YY | |
| Glass-Nylon V-Groove | 1000 | Delrin | 31MV60JV5717YY | 32MV60JV5717YY | | | |
| 8 | 2 | Yoke Only | | | 31ZZ80JZ8317YY | 32ZZ80JZ8317YY | |
| | | Rubber/Polyolefin | 600 | Stainless Roller | 31TP80J+0517YY | 32TP80J+0517YY | A, T, X, Y, Z |
| | | Rubber/Polyolefin | 600 | Delrin | 31TP80J+5717YY | 32TP80J+5717YY | A, T, X, Y, Z |
| | | Poly-U/Polyolefin | 950 | Stainless Roller | 31PP80J+0517YY | 32PP80J+0517YY | K, M, U, W |
| | | Poly-U/Polyolefin | 950 | Delrin | 31PP80J+5717YY | 32PP80J+5717YY | K, M, U, W |
| | | Nylon | 900 | Stainless Roller | 31NY80JE0517YY | 32NY80JE0517YY | |
| | | Nylon | 900 | Delrin | 31NY80JE5717YY | 32NY80JE5717YY | |
| | | Solid Polyurethane | 1000 | Stainless Roller | 31SU80JL0517YY | 32SU80JL0517YY | |
| | | Solid Polyurethane | 1000 | Delrin | 31SU80JL5717YY | 32SU80JL5717YY | |
| | | Heavy Solid Polyurethane | 1250 | Stainless Precision | 31HU80JI7217YY | 32HU80JI7217YY | |
| | | Polyolefin | 1000 | Stainless Roller | 31PO80JB0517YY | 32PO80JB0517YY | |
| | | Polyolefin | 1000 | Delrin | 31PO80JB5717YY | 32PO80JB5717YY | |
| | | Phenolic | 1250 | Stainless Roller | 31PH80JB0517YY | 32PH80JB0517YY | |
| | | Glass-filled Nylon | 1250 | Stainless Roller | 31MA80JB0517YY | 32MA80JB0517YY | |
| | | Glass-filled Nylon | 1250 | Delrin | 31MA80JB5717YY | 32MA80JB5717YY | |
| | | High Temp Phenolic | 1250 | Stainless Roller | 31HT80JQ0517YY | 32HT80JQ0517YY | |
| | | Hight Temp Glass/Nylon | 600 | Steel Sleeve | 31GN80JQ8817YY | 32GN80JQ8817YY | |
| | | Poly-U/Glass-Nylon | 1250 | Stainless Roller | 31MU80J+0517YY | 32MU80J+0517YY | G, K |
| | | Poly-U/Glass-Nylon | 1250 | Delrin | 31MU80J+5717YY | 32MU80J+5717YY | G, K |



OTHER WHEELS & BEARING
OPTIONS AVAILABLE. PLEASE
CALL FOR AVAILABILITY

S5/S6 - STAINLESS KINGPINLESS - 2,000#



- ◆ UNIQUE HOT FORGED S304 STAINLESS STEEL KINGPINLESS CONSTRUCTION
- ◆ TOP PLATE AND INNER RACEWAY INTEGRALLY FORGED AS ONE PIECE
- ◆ KINGPINLESS RACEWAY HELD TOGETHER BY 3/8" STAINLESS STEEL STEEL BALL BEARINGS
- ◆ ENGINEERED FOR UNSURPASSED DURABILITY AND ELIMINATES PROBLEMS ASSOCIATED WITH BOTH CORROSION AND KINGPIN FAILURE
- ◆ LEGS DOUBLE WELDED FOR STRENGTH AND STABILITY
- ◆ 1/2" STAINLESS AXLE WITH LOCK NUT
- ◆ ZERK FITTINGS STANDARD ON AXLE & SWIVEL RACEWAY
- ◆ 4-POSITION SWIVEL LOCK NOTCHES STANDARD
- ◆ LARGE SELECTION OF WHEELS AND BEARINGS FOR A RANGE OF APPLICATIONS

APPLICATIONS

- ◆ WET, DAMP, OR HARSH ENVIRONMENTS THAT MAY CORRODE STANDARD ZINC PLATED CASTERS
- ◆ FOOD PROCESSING PLANTS
- ◆ SLAUGHTER HOUSES
- ◆ FISH HATCHERIES
- ◆ PHARMACEUTICAL LABORATORIES
- ◆ ANY EQUIPMENT THAT MAY REQUIRE WASHDOWN

OPTIONS



| Diameter | Overall Height | Swivel Radius |
|----------|----------------|---------------|
| 4 | 5-5/8 | 3-1/8 |
| 5 | 6-1/2 | 3-3/4 |
| 6 | 7-1/2 | 4-1/2 |
| 8 | 9-1/2 | 5-15/16 |

| Plates | | | |
|--------|-----------|------------------------|--------------------|
| Plate | Size | Bolt Pattern | Mounting Bolt Dia. |
| 17 | 4 x 4-1/2 | 2-5/8 x 3-5/8 to 3 x 3 | 3/8 |


NOT ALL STAINLESS STEEL CASTERS ARE THE SAME!

Durable USA/Superior Casters has the best stainless steel kingpinless caster on the market! That's not just an empty claim! Durable USA is the only manufacturer that makes a **drop forged** kingpinless caster **entirely** out of S302 stainless steel.

We submitted our caster, along with three of our competitors' casters, to a 3 week corrosion test. Each caster was submerged in a salt water solution for 5 days and then removed. For the next two weeks they were sprayed with salt water, twice daily, and stored in open air.

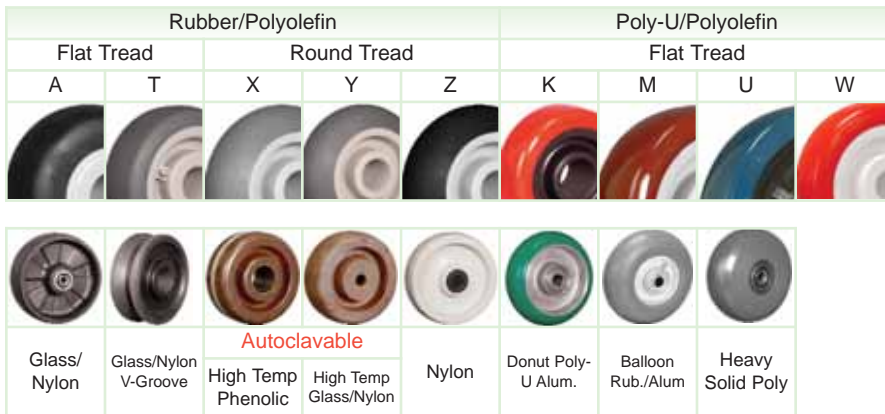
*An independent metallurgical laboratory test also discovered that brand "A" is made with stainless steel that contains less chromium and nickel, the main corrosion resistant elements in stainless steel.

See for yourself! Results show that Durable's stainless steel kingpinless caster is the best available!



S5/S6 - STAINLESS KINGPINLESS - 2,000#

| Wheel Dia. | Tread Width | Wheel Type | Load Cap. | Bearing | Swivel | Rigid | +Color |
|-----------------------|-------------|--------------------------|----------------|---------------------|----------------|----------------|---------------|
| 4 | 2 | Yoke Only | 1500 | | S5ZZ40JZ8317YY | S6ZZ40JZ8317YY | |
| | | Rubber/Polyolefin | 450 | Stainless Roller | S5TP40J+0517YY | S6TP40J+0517YY | A, T, X, Y, Z |
| | | Rubber/Polyolefin | 450 | Stainless Precision | S5TP40JT7217YY | S6TP40JT7217YY | |
| | | Rubber/Aluminum | 400 | Stainless Roller | S5RA40JB0517YY | S6RA40JB0517YY | |
| | | Poly-U/Polyolefin | 700 | Stainless Roller | S5PP40J+0517YY | S6PP40J+0517YY | K, M, U, W |
| | | Poly-U/Polyolefin | 700 | Stainless Precision | S5PP40JM7217YY | S6PP40JM7217YY | |
| | | Solid Polyurethane | 700 | Stainless Roller | S5SU40JL0517YY | S6SU40JL0517YY | |
| | | Heavy Duty Solid Poly | 900 | Stainless Precision | S5HU40JI7217YY | S6HU40JI7217YY | |
| | | Poly-U/Aluminum | 800 | Stainless Roller | S5PA40J+0517YY | S6PA40J+0517YY | N, R |
| | | Poly-U/Glass-Nylon | 700 | Stainless Roller | S5MU40J+0517YY | S6MU40J+0517YY | G, K |
| | | Poly-U/Glass-Nylon | 700 | Stainless Precision | S5MU40JG7217YY | S6MU40JG7217YY | |
| | | Polyolefin | 450 | Stainless Roller | S5PO40JB0517YY | S6PO40JB0517YY | |
| | | Phenolic | 800 | Stainless Roller | S5PH40JB0517YY | S6PH40JB0517YY | |
| | | Glass-filled Nylon | 800 | Stainless Roller | S5MA40JB0517YY | S6MA40JB0517YY | |
| | | Glass-filled Nylon | 800 | Stainless Precision | S5MA40JB7217YY | S6MA40JB7217YY | |
| | | Glass-Nylon V-Groove | 800 | Stainless Roller | S5MV40JT0517YY | S6MV40JT0517YY | |
| | | High Temp Phenolic | 800 | Stainless Roller | S5HT40JQ0517YY | S6HT40JQ0517YY | |
| | | High Temp Glass/Nylon | 800 | Plain Bore | S5GN40JQ8817YY | S6GN40JQ8817YY | |
| High Temp Glass/Nylon | 800 | Stainless Roller | S5GN40JQ0517YY | S6GN40JQ0517YY | | | |
| 5 | 2 | Yoke Only | 1500 | | S5ZZ50JZ8317YY | S6ZZ50JZ8317YY | |
| | | Rubber/Polyolefin | 500 | Stainless Roller | S5TP50J+0517YY | S6TP50J+0517YY | A, T, X, Y, Z |
| | | Rubber/Polyolefin | 500 | Stainless Precision | S5TP50JT7217YY | S6TP50JT7217YY | |
| | | Rubber/Aluminum | 500 | Stainless Roller | S5RA50JB0517YY | S6RA50JB0517YY | |
| | | Poly-U/Polyolefin | 750 | Stainless Roller | S5PP50J+0517YY | S6PP50J+0517YY | K, M, U, W |
| | | Poly-U/Polyolefin | 750 | Stainless Precision | S5PP50JM7217YY | S6PP50JM7217YY | |
| | | Solid Polyurethane | 800 | Stainless Roller | S5SU50JL0517YY | S6SU50JL0517YY | |
| | | Heavy Solid Polyurethane | 1000 | Stainless Precision | S5HU50JI7217YY | S6HU50JI7217YY | |
| | | Poly-U/Aluminum | 900 | Stainless Roller | S5PA50J+0517YY | S6PA50J+0517YY | N, R |
| | | Poly-U/Glass-Nylon | 1000 | Stainless Roller | S5MU50J+0517YY | S6MU50J+0517YY | G, K |
| | | Poly-U/Glass-Nylon | 1000 | Stainless Precision | S5MU50JG7217YY | S5MU50JG7217YY | |
| | | Polyolefin | 450 | Stainless Roller | S5PO50JB0517YY | S6PO50JB0517YY | |
| | | Nylon | 1000 | Stainless Roller | S5NY50JE0517YY | S6NY50JE0517YY | |
| | | Phenolic | 1000 | Stainless Roller | S5PH50JB0517YY | S6PH50JB0517YY | |
| | | Glass-filled Nylon | 1000 | Stainless Roller | S5MA50JB0517YY | S6MA50JB0517YY | |
| | | Glass-filled Nylon | 1000 | Stainless Precision | S5MA50JB7217YY | S6MA50JB7217YY | |
| | | High Temp Phenolic | 1000 | Plain Bore | S5HT50JQ8817YY | S6HT50JQ8817YY | |
| | | High Temp Phenolic | 1000 | Stainless Roller | S5HT50JQ0517YY | S6HT50JQ0517YY | |
| High Temp Glass/Nylon | 1000 | Plain Bore | S5GN50JQ8817YY | S6GN50JQ8817YY | | | |
| High Temp Glass/Nylon | 1000 | Stainless Roller | S5GN50JQ0517YY | S6GN50JQ0517YY | | | |



S5/S6 - STAINLESS KINGPINLESS - 2,000#

| Wheel Dia. | Tread Width | Wheel Type | Load Cap. | Bearing | Swivel | Rigid | +Color |
|-----------------------|-------------|-------------------------------|----------------|---------------------|----------------|----------------|---------------|
| 6 | 2 | Yoke Only | 2000 | | S5ZZ60JZ8317YY | S6ZZ60JZ8317YY | |
| | | Rubber/Polyolefin | 550 | Stainless Roller | S5TP60J+0517YY | S6TP60J+0517YY | A, T, X, Y, Z |
| | | Rubber/Polyolefin | 550 | Stainless Precision | S5TP60JT7217YY | S6TP60JT7217YY | |
| | | Rubber/Aluminum | 550 | Stainless Roller | S5RA60JB0517YY | S6RA60JB0517YY | |
| | | Balloon Cushion Rubber/Alum. | 550 | Stainless Roller | S5BC60J+0517YY | S6BC60J+0517YY | X, Z |
| | | Balloon Cushion Rubber/Alum. | 550 | Stainless Precision | S5BC60J+7217YY | S6BC60J+7217YY | X, Z |
| | | Poly-U/Polyolefin | 900 | Stainless Roller | S5PP60J+0517YY | S6PP60J+0517YY | K, M, U, W |
| | | Poly-U/Polyolefin | 900 | Stainless Precision | S5PP60JM7217YY | S6PP60JM7217YY | |
| | | Solid Polyurethane | 900 | Stainless Roller | S5SU60JL0517YY | S6SU60JL0517YY | |
| | | Heavy Duty Solid Polyurethane | 1500 | Stainless Precision | S5HU60JI7217YY | S6HU60JI7217YY | |
| | | Poly-U/Aluminum | 1200 | Stainless Roller | S5PA60J+0517YY | S6PA60J+0517YY | N, R |
| | | Donut Poly-U/Aluminum | 900 | Stainless Precision | S5UA60JN7217YY | S6UA60JN7217YY | |
| | | Poly-U/Glass-Nylon | 1200 | Stainless Roller | S5MU60J+0517YY | S6MU60J+0517YY | G, K |
| | | Poly-U/Glass-Nylon | 1200 | Stainless Precision | S5MU60JG7217YY | S6MU60JG7217YY | |
| | | Polyolefin | 700 | Stainless Roller | S5PO60JB0517YY | S6PO60JB0517YY | |
| | | Nylon | 1200 | Stainless Roller | S5NY60JE0517YY | S6NY60JE0517YY | |
| | | Phenolic | 1200 | Stainless Roller | S5PH60JB0517YY | S6PH60JB0517YY | |
| | | Glass-filled Nylon | 1200 | Stainless Roller | S5MA60JB0517YY | S6MA60JB0517YY | |
| | | Glass-filled Nylon | 1200 | Stainless Precision | S5MA60JB7217YY | S6MA60JB7217YY | |
| | | Glass-Nylon V-Groove | 1000 | Stainless Roller | S5MV60JT0517YY | S6MV60JT0517YY | |
| | | High Temp Phenolic | 1200 | Plain Bore | S5HT60JQ8817YY | S6HT60JQ8817YY | |
| | | High Temp Phenolic | 1200 | Stainless Roller | S5HT60JQ0517YY | S6HT60JQ0517YY | |
| High Temp Glass/Nylon | 1200 | Plain Bore | S5GN60JQ8817YY | S6GN60JQ8817YY | | | |
| High Temp Glass/Nylon | 1200 | Stainless Roller | S5GN60JQ0517YY | S6GN60JQ0517YY | | | |
| 8 | 2 | Yoke Only | 2000 | | S5ZZ80JZ8317YY | S6ZZ80JZ8317YY | |
| | | Rubber/Polyolefin | 600 | Stainless Roller | S5TP80J+0517YY | S6TP80J+0517YY | A, T, X, Y, Z |
| | | Rubber/Polyolefin | 600 | Stainless Precision | S5TP80JT7217YY | S6TP80JT7217YY | |
| | | Rubber/Aluminum | 600 | Stainless Roller | S5RA80JB0517YY | S6RA80JB0517YY | |
| | | Balloon Cushion Rubber/Alum. | 600 | Stainless Roller | S5BC80J+0517YY | S6BC80J+0517YY | X, Z |
| | | Balloon Cushion Rubber/Alum. | 600 | Stainless Precision | S5BC80J+7217YY | S6BC80J+7217YY | X, Z |
| | | Poly-U/Polyolefin | 950 | Stainless Roller | S5PP80J+0517YY | S6PP80J+0517YY | K, M, U, W |
| | | Poly-U/Polyolefin | 950 | Stainless Precision | S5PP80JM7217YY | S6PP80JM7217YY | |
| | | Solid Polyurethane | 1000 | Stainless Roller | S5SU80JL0517YY | S6SU80JL0517YY | |
| | | Heavy Solid Polyurethane | 1700 | Stainless Precision | S5HU80JI7217YY | S6HU80JI7217YY | |
| | | Poly-U/Aluminum | 1000 | Stainless Roller | S5PA80J+0517YY | S6PA80J+0517YY | N, R |
| | | Donut Poly-U/Aluminum | 1000 | Stainless Precision | S5UA80JN7217YY | S6UA80JN7217YY | |
| | | Poly-U/Glass-Nylon | 1400 | Stainless Roller | S5MU80J+0517YY | S6MU80J+0517YY | G, K |
| | | Poly-U/Glass-Nylon | 1400 | Stainless Precision | S5MU80JG7217YY | S6MU80JG7217YY | |
| | | Polyolefin | 1000 | Stainless Roller | S5PO80JB0517YY | S6PO80JB0517YY | |
| | | Nylon | 1300 | Stainless Roller | S5NY80JE0517YY | S6NY80JE0517YY | |
| | | Phenolic | 1400 | Stainless Roller | S5PH80JB0517YY | S6PH80JB0517YY | |
| | | Glass-filled Nylon | 1400 | Stainless Roller | S5MA80JB0517YY | S6MA80JB0517YY | |
| | | Glass-filled Nylon | 1400 | Stainless Precision | S5MA80JB7217YY | S6MA80JB7217YY | |
| | | High Temp Phenolic | 1200 | Plain Bore | S5HT80JQ8817YY | S6HT80JQ8817YY | |
| | | High Temp Phenolic | 1400 | Stainless Roller | S5HT80JQ0517YY | S6HT80JQ0517YY | |
| | | High Temp Glass/Nylon | 1200 | Plain Bore | S5GN80JQ8817YY | S6GN80JQ8817YY | |
| High Temp Glass/Nylon | 1400 | Stainless Roller | S5GN80JQ0517YY | S6GN80JQ0517YY | | | |

20 SERIES - SHOPPING CART CASTER - 250#

- ◆ UNIVERSAL OEM OR REPLACEMENT SHOPPING CART CASTER
- ◆ 1/2" - 13 X 7/8" THREADED STEM WITH KEY LOCK BASE
- ◆ DOUBLE BALL BEARING RACEWAY FOR LONG WEAR AND ADDED STRENGTH
- ◆ ZINC PLATED

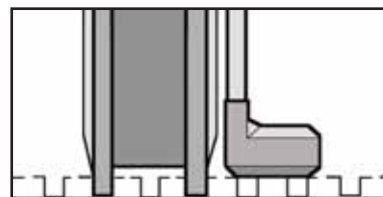
| Diameter | Overall Height | Swivel Radius |
|----------|----------------|---------------|
| 5 | 5-15/16 | 4 |



| Wheel Diameter | Tread Width | Wheel Type | Load Cap. | Bearing | Part # |
|----------------|-------------|-------------------|-----------|----------------|----------------|
| 5 | 1-1/4 | Yoke Only w/ Axle | | | 20ZZ50SC |
| | | Poly-U/Polyolefin | 250 | Dual Precision | 20PP50GP50SCYY |

ESCALATOR CASTER

- ◆ DOUBLE FLANGED TREAD AND AUTOMATIC BRAKE UNIQUELY DESIGNED FOR SHOPPING CARTS IN MULTI LEVEL SHOPPING CENTERS
- ◆ 1/2" - 13 X 7/8" THREADED STEM WITH KEY LOCK BASE TO FIT STANDARD SHOPPING CART DESIGNS
- ◆ DOUBLE BALL BEARING RACEWAY FOR LONG WEAR AND ADDED STRENGTH
- ◆ ZINC PLATED



| Diameter | Overall Height | Swivel Radius |
|----------|----------------|---------------|
| 5 | 5-15/16 | 4 |


| Wheel Diameter | Tread Width | Wheel Type | Load Cap. | Bearing | Part # |
|----------------|-------------|-----------------------------|-----------|------------------|----------|
| 5 | 1-1/4 | Escalator Poly-U/Polyolefin | 250 | Single Precision | 20PP50GS |

01, 03/04 SERIES - LOW PROFILE MACHINE - 500#

- ◆ DOUBLE BEARING HARDENED RACEWAY CONSTRUCTION
- ◆ ZINC PLATED

IDEAL FOR VENDING MACHINES, ELECTRONIC AND BUSINESS MACHINES, DISPLAY STANDS AND RACKS, POINT OF PURCHASE DISPLAYS, REACH-IN COOLERS AND FREEZERS, AND OTHER APPLICATIONS REQUIRING A HIGH LOAD CAPACITY AND LOW HEIGHT RESTRICTIONS.

OPTIONS



| **Plates | | | | **Stems | | |
|----------|---------------|----------------------------------|--------------------|---------|----------------|-----------|
| Plate | Size | Bolt Pattern | Mounting Bolt Dia. | Stem | Size | Stem Type |
| 06 | 2-3/4 x 3-3/4 | 1-3/4 x 2-7/8 to 3 | 5/16 | 59 | 1/2-13 x 1-3/4 | Threaded |
| 11 | 3-1/8 x 4-1/8 | 1-3/4 x 2-15/16 to 2-3/8 x 3-3/8 | 5/16 | 66 | 1/2-13 x 3/4 | Threaded |
| 17 | 4 x 4-1/2 | 2-5/8 x 3-5/8 to 3 x 3 | 3/8 | 67 | 1/2-13 x 1 | Threaded |
| | | | | 68 | 1/2-13 x 1-1/2 | Threaded |
| | | | | 81 | 5/8-11 X 1-3/4 | Threaded |
| | | | | 91 | 7/16 x 1-3/8 | Grip Ring |

| Diameter | Series | Overall Height** | Swivel Radius |
|--------------|--------|------------------|---------------|
| 2 | 01, 03 | 2-7/8 | 1-7/8 |
| 2 | 05 | 2.965 | 1-3/4 |
| 2-1/2 | 01, 03 | 3-1/2 | 2-1/2 |
| 3 | 01, 03 | 3-7/8 | 2-1/4 |
| 3 (Optional) | 01, 03 | 3-7/8 | 2-7/8* |



*Optional swivel radius on 3" casters. Change 30 to 31 in part number
 **Reduce overall height 1/8" for stem casters



SERIES 01 & 05 - DUAL WHEEL



| Wheel Diameter | Tread Width | Wheel Type | Load Cap. | Bearing | Swivel | **Available Plates/Stems |
|----------------|-------------|--------------------|-----------|------------|----------------|--------------------------|
| 2 | 13/16 | Polyolefin | 250 | Plain Bore | 01PO20AB81**YY | 06, 68, 91 |
| | | Hard Rubber | 250 | Plain Bore | 01HR20AB81**YY | |
| | | Hard Rubber | 250 | Plain Bore | 05HR20AB81**DY | 06 |
| | | Glass-filled Nylon | 400 | Plain Bore | 05MA20AB81**DY | |



SERIES 03/04 - SINGLE WHEEL



| Wheel Dia. | Tread Width | Wheel Type | Load Cap. | Bearing | Swivel | Rigid (Plate Casters Only) | **Available Plates/Stems |
|------------|-------------|--------------------|-----------|--------------|----------------|----------------------------|------------------------------|
| 2 | 1-13/16 | Polyolefin | 300 | Plain Bore | 03PO20IB81**YY | 04PO20IB81**YY | 06, 11, 17 59, 67, 91 |
| | | Glass-filled Nylon | 400 | Plain Bore | 03MA20IB81**YY | 04MA20IB81**YY | |
| 2-1/2 | 1-13/16 | Polyolefin | 400 | Plain Bore | 03PO25IB82**YY | 04PO25IB82**YY | 06, 11, 17 59, 67, 81, 91 |
| | | Polyolefin | 400 | Roller | 03PO25IB36**YY | 04PO25IB36**YY | |
| 3 | 1-13/16 | Yoke Only w/ Axle | 500 | | 03ZZ30IZ82**YY | 04ZZ30IZ82**YY | |
| | | Polyolefin | 500 | Steel Sleeve | 03PO30IB90**YY | 04PO30IB90**YY | |
| | | Polyolefin | 500 | Roller | 03PO30IB36**YY | 04PO30IB36**YY | |
| | | Polyolefin | 500 | Precision | 03PO30IB62**YY | 04PO30IB62**YY | |
| | | Phenolic | 500 | Roller | 03PH30IB36**YY | 04PH30IB36**YY | |
| | | Phenolic | 500 | Steel Sleeve | 03PH30IB90**YY | 04PH30IB90**YY | |
| | | Glass/Nylon | 500 | Steel Sleeve | 03MA30IB90**YY | 04MA30IB90**YY | |
| | | Glass/Nylon | 500 | Roller | 03MA30IB36**YY | 04MA30IB36**YY | |
| | | Glass/Nylon | 500 | Precision | 03MA30IB62**YY | 04MA30IB62**YY | |

A3 SERIES - INVERTED AIRCRAFT LOADING - 275#

- ◆ CASTER SPECIALLY DESIGNED FOR USE ON AIRCRAFT LOADING EQUIPMENT
- ◆ SEALED RACEWAY PROTECTS BEARINGS FROM DIRT AND DEBRIS
- ◆ POPULAR “DIAMOND PLATE” STANDARD
- ◆ ZINC PLATED
- ◆ LOW OVERALL HEIGHT

APPLICATIONS

- ◆ AIRCRAFT LOADING EQUIPMENT AND CONVEYORS
- ◆ CASTER & BED PALLETS
- ◆ CONTAINER SHIPPING DECKS
- ◆ CONVEYOR DECKS
- ◆ TEXTILE AND GARMENT INDUSTRIES



| Diameter | Overall Height | Swivel Radius |
|----------|----------------|---------------|
| 3 | 3-25/32 | 2-5/8 |

| **Plates | | | |
|----------|------------------------|------------------------|------------------------|
| Plate | Size | Bolt Spacing on Center | Mounting Bolt Diameter |
| DP | 3-1/32 x 4-3/8 Diamond | 3-1/2 | 7/16 |

| Wheel Diameter | Tread Width | Wheel Type | Load Cap. | Bearing | Swivel |
|----------------|-------------|-------------|-----------|---------|----------------|
| 3 | 1-1/4 | Hard Rubber | 275 | Ball | A3HR30GB41DPGL |

03 SERIES - HEAVY DUTY INVERTED AIRCRAFT LOADING - 500#

- ◆ CASTER SPECIALLY DESIGNED FOR USE ON AIRCRAFT LOADING EQUIPMENT
- ◆ SEALED RACEWAY PROTECTS BEARINGS FROM DIRT AND DEBRIS
- ◆ POPULAR “DIAMOND PLATE” STANDARD
- ◆ ZINC PLATED
- ◆ LOW OVERALL HEIGHT

APPLICATIONS

- ◆ AIRCRAFT LOADERS AND DOLLIES
- ◆ CASTER & BED PALLETS
- ◆ CONTAINER SHIPPING DECKS
- ◆ CONVEYOR DECKS
- ◆ TEXTILE AND GARMENT INDUSTRIES




| Diameter | Overall Height | Swivel Radius |
|----------|----------------|---------------|
| 3 | 3-25/32 | 2-5/8 |

| **Plates | | | |
|----------|------------------------|------------------------|------------------------|
| Plate | Size | Bolt Spacing on Center | Mounting Bolt Diameter |
| DP | 3-1/32 x 4-3/8 Diamond | 3-1/2 | 7/16 |

| Wheel Diameter | Tread Width | Wheel Type | Load Cap. | Bearing | Swivel |
|----------------|-------------|-------------|-----------|-----------|-----------------|
| 3 | 1-13/16 | Polyolefin | 500 | Roller | 03PO21IB36D4LDG |
| | | Polyolefin | 500 | Precision | 03PO31IB49D4LDG |
| | | Glass/Nylon | 500 | Roller | 03MA21IB36D4LDG |
| | | Glass/Nylon | 500 | Precision | 03MA31IB49D4LDG |
| | | Phenolic | 500 | Roller | 03PH31IB36D4LDG |

05/06 SERIES - BUSINESS MACHINE - 1,200#

- ◆ DOUBLE BEARING HARDENED RACEWAY CONSTRUCTION OFFERS HIGHER CAPACITY AND DURABILITY
- ◆ ZINC PLATING STANDARD (BLACK OXIDE FINISH AVAILABLE)



APPLICATIONS

- ◆ VENDING MACHINES
- ◆ DIAGNOSTIC EQUIPMENT
- ◆ PRINTER STANDS, COMPUTER MAINFRAMES & TOWERS
- ◆ POINT OF PURCHASE DISPLAYS, SHELVES, & MERCHANDISERS
- ◆ REFRIGERATORS, FREEZERS, & REACH-IN UNITS
- ◆ AUTOMOTIVE DOLLIES AND JACKS
- ◆ APPLICATIONS REQUIRING HIGH LOAD CAPACITY AND LOW OVERALL HEIGHT

| **Plates | | | | **Stems | | |
|----------|---------------|------------------------|--------------------|---------|----------------|-----------|
| Plate | Size | Bolt Pattern | Mounting Bolt Dia. | Stem | Size | Stem Type |
| 12 | 3-1/8 x 4-1/8 | 2-3/8 x 3-3/8 | 5/16 | 59 | 1/2-13 x 1-3/4 | Threaded |
| 17 | 4 x 4-1/2 | 2-5/8 x 3-5/8 to 3 x 3 | 3/8 | 81 | 5/8-11 X 1-3/4 | Threaded |
| | | | | 86 | 3/4-10 x 1 | Threaded |



| Wheel Dia. | Tread Width | Wheel Type | Load Cap. | Overall Height | Bearing | Radius | Swivel | Rigid (Plate Casters Only) | **Available Plates/Stems |
|------------|-------------|-------------------|-----------|----------------|------------|--------|----------------|----------------------------|--------------------------|
| 3 | 1-13/16 | Yoke Only w/ Axle | 1200 | 4-5/32 | | | 05ZZ30IZ83**YY | 06ZZ30IZ83**YY | 11, 17, 59 81, 86 |
| | | Polyolefin | 500 | | Plain Bore | 2-3/8 | 05PO30IB83**YY | 06PO30IB90**YY | |
| | | Polyolefin | 500 | | Roller | 2-3/8 | 05PO30IB36**YY | 06PO30IB36**YY | |
| | | Polyolefin | 700 | | Precision | 2-3/8 | 05PO30IB63**YY | 06PO30IB63**YY | |
| | | Phenolic | 700 | | Roller | 2-3/8 | 05PH30IB36**YY | 06PH30IB36**YY | |
| | | Phenolic | 700 | | Plain Bore | 2-3/8 | 05PH30IB83**YY | 06PH30IB83**YY | |
| | | Glass/Nylon | 1200 | | Plain Bore | 2-3/8 | 05MA30IB83**YY | 06PO30IB90**YY | |
| | | Glass/Nylon | 1200 | | Roller | 2-3/8 | 05MA30IB36**YY | 06MA30IB36**YY | |
| | | Glass/Nylon | 1200 | | Precision | 2-3/8 | 05MA30IB62**YY | 06MA30IB62**YY | |



71/72 SERIES - ECONOMIZER - 900#

- ◆ INEXPENSIVE OEM OR REPLACEMENT CASTER
- ◆ 1/2" PLAIN AXLE
- ◆ ROLLER BEARING IN WHEEL
- ◆ GREASE FITTINGS IN SWIVEL RACEWAY AND WHEEL

| Plates | | | |
|--------|-----------|------------------------|--------------------|
| Plate | Size | Bolt Pattern | Mounting Bolt Dia. |
| 17 | 4 x 4-1/2 | 2-5/8 x 3-5/8 to 3 x 3 | 3/8 |

| Wheel Dia. | Tread Width | Wheel Type | Load Cap. | Overall Height | Bearing | Swivel | Rigid | +Color |
|------------|-------------|--------------|-----------|----------------|---------|----------------|----------------|--------|
| 5 | 2 | Rubber/Steel | 400 | 6-1/2 | Roller | 71RS50JB0417YY | 72RS50JB0417YY | |
| | | Poly-U/Steel | 900 | | Roller | 71PU50JV0417YY | 72PU50JV0417YY | |
| | | Polyolefin | 450 | | Roller | 71PO50JB0417YY | 72PO50JB0417YY | |
| | | Semi Steel | 900 | | Roller | 71SS50JS0417YY | 72SS50JS0417YY | |
| 6 | 2 | Rubber/Steel | 450 | 7-1/2 | Roller | 71RS60JB0417YY | 72RS60JB0417YY | |
| | | Poly-U/Steel | 900 | | Roller | 71PU60JV0417YY | 72PU60JV0417YY | |
| | | Polyolefin | 450 | | Roller | 71PO60JB0417YY | 72PO60JB0417YY | |
| | | Semi Steel | 900 | | Roller | 71SS60JS0417YY | 72SS60JS0417YY | |
| 8 | 2 | Rubber/Steel | 500 | 9-1/2 | Roller | 71RS80JB0417YY | 72RS80JB0417YY | |
| | | Poly-U/Steel | 900 | | Roller | 71PU80JV0417YY | 72PU80JV0417YY | |
| | | Polyolefin | 450 | | Roller | 71PO80JB0417YY | 72PO80JB0417YY | |
| | | Semi Steel | 900 | | Roller | 71SS80JS0417YY | 72SS80JS0417YY | |

67/68 SERIES - PNEUMATIC/SEMI-PNEUMATIC - 600#



Flat Free "Ever Roll" wheel available

OPTIONS



Cam Lock Brake **C**



Top-Lock Brake (8") **T**



4-Position Lock(Weld)* **P**



Bolt on 4-Position Lock sold #4PSL27



Raceway Seal **L**

- ◆ DOUBLE BALL BEARING RACEWAY HEAT TREATED FOR LONG WEAR AND ADDED STRENGTH
- ◆ ZINC PLATING STANDARD
- ◆ 5/8" BOLTED KINGPIN
- ◆ TOP PLATE AND YOKE 1/4" COLD FORGED STEEL
- ◆ GREASE FITTINGS IN SWIVEL RACEWAY
- ◆ SHOCK ABSORBING
- ◆ QUIET ROLLING AND EASY MOVING
- ◆ FOAM FILLED WHEELS AVAILABLE

APPLICATIONS

- ◆ FOR USE ON CARTS AND PLATFORM TRUCKS IN COMMERCIAL AND INSTITUTIONAL ENVIRONMENTS WHERE FLOOR PROTECTION, EASE OF MOVEMENT AND QUIET OPERATION ARE REQUIRED

Plates

| Plate | Size | Bolt Pattern | Mounting Bolt Dia. |
|-------|---------------|-----------------------------------|--------------------|
| 17 | 4 x 4-1/2 | 2-5/8 x 3-5/8 to 3 x 3 | 5/16 |
| 19 | 4-1/2 x 6-1/4 | 2-7/16 x 4-15/16 to 3-3/8 x 5-1/4 | 5/16 |

| Diameter | Overall Height | Swivel Radius |
|----------|----------------|---------------|
| 8 | 9-3/4 | 6-1/2 |
| 10 | 13 | 7-1/4 |
| 12 | 15-3/4 | 7-3/4 |

| Wheel Diameter | Tread Width | Wheel Type | Load Cap. | Bearing | Swivel | Rigid | +Color |
|----------------|-------------|-------------------|-----------|----------------|-----------------|-----------------|--------|
| 8 | 3 | Yoke Only w/ Axle | 500 | | 67ZZ284Z83**YY | 68ZZ284Z83**YY | |
| | | Pneumatic | 330 | Roller | 67FP284C38**YY | 68FP284C38**YY | |
| | | Pneumatic | 350 | Ball | 67FP284+53**YY | 68FP284+53**YY | C, Y |
| | | Pneumatic | 350 | Roller | 67FP284SC38**CY | 68FP284SC38**CY | |
| | 2-1/2 | Yoke Only w/ Axle | 600 | | 67ZZ80JZ83**YY | 68ZZ80JZ83**YY | |
| | | Semi-Pneumatic | 500 | Ball | 67SN80UC53**YY | 68SN80UC53**YY | |
| 2 | Ever Roll | 350 | Precision | 67ER80B+P1**YY | 68RT80B+P1**YY | C, Y | |
| 10 | 3-1/2 | Yoke Only w/ Axle | 600 | | 67ZZ354Z83**YY | 68ZZ354Z83**YY | |
| | | Pneumatic | 375 | Roller | 67FP354C40**YY | 68FP354C40**YY | |
| | | Pneumatic | 375 | Ball | 67FP354+53**YY | 68FP354+53**YY | C, Y |
| | 2-3/4 | Semi-Pneumatic | 500 | Ball | 67SN10UC53**YY | 68SN10UC53**YY | |
| | 3 | Ever Roll | 400 | Precision | 67ER10B+P1**YY | 68ER10B+P1**YY | C, Y |
| 12 | 3-1/2 | Yoke Only w/ Axle | 600 | | 67ZZ356Z8317YY | 68ZZ356Z8317YY | |
| | | Pneumatic | 550 | Ball | 67FP356C5317YY | 68FP356C5317YY | |
| | 3 | Semi-Pneumatic | 600 | Ball | 67SN12UC5317YY | 68SN12UC5317YY | |



69/70 SERIES - BRASS PLATED - 500#



- ◆ POLISHED BRASS FINISH
- ◆ 5/8" BOLTED KINGPIN
- ◆ TOP PLATE AND YOKE 1/4" COLD FORGED STEEL
- ◆ GREASE FITTINGS IN SWIVEL RACEWAY

OPTIONS



Top Lock Brake **T**

APPLICATIONS

- ◆ IDEAL FOR HOTEL CARTS

| Plates | | | | Diameter | Overall Height | Swivel Radius |
|--------|-----------|------------------------|--------------------|----------|----------------|---------------|
| Plate | Size | Bolt Pattern | Mounting Bolt Dia. | 8 | 9-3/4 | 6-1/2 |
| 17 | 4 x 4-1/2 | 2-5/8 x 3-5/8 to 3 x 3 | 3/8 | 10 | 13 | 7-1/4 |
| | | | | 12 | 15-3/4 | 7-3/4 |

| Wheel Dia. | Tread Width | Wheel Type | Load Cap. | OAH | Bearing | Swivel | Rigid | +Color |
|------------|-------------|-------------------|-----------|-------|---------|----------------|----------------|---------------|
| 8 | 2 | Yoke Only w/Axle | 550 | 9-1/2 | Roller | 69XX80JZ8317YY | 70XX80JZ8317YY | |
| | | Rubber/Polyolefin | 550 | | | 69TP80J+0417YY | 70TP80J+0417YY | A, X, T, Y, Z |
| | | Rubber/Polyolefin | 550 | | | 69TP80JT6317YY | 70TP80JT6317YY | |
| | 3 | Yoke Only w/Axle | 550 | 9-3/4 | Ball | 69XX284Z8317YY | 70XX284Z8317YY | |
| | | Pneumatic | 350 | | | 69FP284+5317YY | 70FP284+5317YY | C, F |
| | | Pneumatic | 350 | | | 69FP284+3817YY | 70FP284+3817YY | C, F |

HIGH TENSILE RUBBER ON POLYOLEFIN

- ◆ NON-MARKING BALLOON CUSHION THERMOPLASTIC RUBBER TREAD ON A POLYOLEFIN CORE
- ◆ STANDARD OFFSET HUB FOR HAND TRUCKS AND DOLLIES
- ◆ HIGHLY RESISTANT TO OIL, GREASE, WATER, AND MOST SOLVENTS
- ◆ PUNCTURE RESISTANT AND SHOCK ABSORBING
- ◆ SMOOTH ROLLING AND QUIET
- ◆ DUROMETER 55 (±5) SHORE (A)



| Wheel Dia. | Tread Width | Hub Length | Load Cap(lbs) | Part Number | **Available Bearings | |
|------------|-------------|------------|---------------|-------------|----------------------|--------------------|
| | | | | | Ball Bearings | Precision Bearings |
| 10 | 2 | 2-1/4* | 300 | RT10JZ** | 51, 52, 53 | P1, P2, P3 |

*Offset hub

Bearing Size

| Brg # | 51 | 52 | 53 | P1 | P2 | P3 |
|----------|------|------|------|------------|------------|------------|
| Brg Type | Ball | Ball | Ball | Prec. Ball | Prec. Ball | Prec. Ball |
| I.D. | 1/2 | 5/8 | 3/4 | 1/2 | 5/8 | 3/4 |

SOLID SOFT RUBBER



- ◆ SOFT RUBBER TREAD MOLDED TO HARD RUBBER CORE
- ◆ SHOCK ABSORBING AND FLOOR PROTECTIVE
- ◆ QUIET OPERATION
- ◆ NYLON BEARING SLEEVE MOLDED INTO WHEEL CENTER
- ◆ EXCELLENT LIGHT DUTY WHEEL
- ◆ DUROMETER 70-80 SHORE (A)
- ◆ TEMPERATURE RANGE -40° TO 160°F

| Wheel Dia. | Tread Width | Hub Length | Load Cap.(lbs) | Part Number | **Available Bearings | | |
|------------|-------------|------------|----------------|-------------|----------------------|-----------------|---------------|
| | | | | | Plain Bore | Roller Bearings | Ball Bearings |
| 2 | 7/8 | 1 | 100 | SR20BB** | 80 | -- | -- |
| 2-1/2 | 1/1/8 | 1-11/32 | 200 | SR25BB** | 80 | -- | -- |
| 3 | 1 | 1-1/4 | 130 | SR30DB** | 81 | -- | -- |
| | 1-1/4 | 1-9/16 | 275 | SR30GB** | 82 | -- | 42 |
| 3-1/2 | 1-1/4 | 1-9/16 | 285 | SR35GB** | 82 | -- | -- |
| 4 | 1 | 1-1/4 | 145 | SR40DB** | 81 | -- | -- |
| | 1-1/4 | 1-9/16 | 300 | SR40GB** | 82 | -- | 42 |
| | | 1-15/16 | 300 | SR40FB** | 82 | -- | -- |
| | 1-5/8 | 1-15/16 | 250 | SR40PB** | 82 | -- | -- |
| 5 | 1 | 1-1/4 | 150 | SR50DB** | 81 | -- | -- |
| | 1-1/4 | 1-9/16 | 300 | SR50GB** | 82 | -- | 42 |
| 6 | 2 | 2-3/16 | 400 | SR60JB** | 84, 88 | 02, 04 | -- |

Wheel Color

| |
|-------|
| B |
| Black |

Bearing Size

| Brg # | 02 | 04 | 42 | 80 | 81 | 82 | 84 | 88 |
|----------|--------|--------|------|------------|------------|------------|------------|------------|
| Brg Type | Roller | Roller | Ball | Plain Bore | Plain Bore | Plain Bore | Plain Bore | Plain Bore |
| I.D. | 5/8 | 3/4 | 3/8 | 1/4 | 5/16 | 3/8 | 1-3/16 | 3/4 |

SOLID HARD RUBBER



- ◆ HIGH IMPACT MOLDED HARD RUBBER
- ◆ EASY ROLLING
- ◆ NYLON BEARING SLEEVE MOLDED INTO WHEEL CENTER
- ◆ EXCELLENT LIGHT DUTY WHEEL
- ◆ DUROMETER 75 SHORE (D)
- ◆ TEMPERATURE RANGE -40° TO 160°F

| Wheel Dia. | Tread Width | Hub Length | Load Cap.(lbs) | Part Number | **Available Bearings | | |
|------------|-------------|------------|----------------|-------------|----------------------|-----------------|---------------|
| | | | | | Plain Bore | Roller Bearings | Ball Bearings |
| 2 | 7/8 | 1 | 100 | HR20BB** | 80 | -- | -- |
| 2-1/2 | 1-1/8 | 1-11/32 | 200 | HR25BB** | 80 | -- | -- |
| 3 | 1 | 1-1/4 | 150 | HR30DB** | 81 | -- | -- |
| | 1-1/4 | 1-9/16 | 275 | HR30GB** | 82 | -- | 42 |
| 3-1/2 | 1-1/4 | 1-9/16 | 285 | HR35GB** | 82 | -- | -- |
| 4 | 1 | 1-1/4 | 175 | HR40DB** | 81 | -- | -- |
| | 1-1/4 | 1-9/16 | 300 | HR40GB** | 82 | -- | 42 |
| | | 1-15/16 | 300 | HR40FB** | 82 | -- | -- |
| | 1-5/8 | 1-15/16 | 400 | HR40PB** | 82 | -- | -- |
| 5 | 1 | 1-1/4 | 200 | HR50DB** | 81 | -- | -- |
| | 1-1/4 | 1-9/16 | 300 | HR50GB** | 82 | -- | 42 |

Wheel Color

| |
|-------|
| B |
| Black |

Bearing Size

| Brg # | 42 | 80 | 81 | 82 |
|----------|------|------------|------------|------------|
| Brg Type | Ball | Plain Bore | Plain Bore | Plain Bore |
| I.D. | 3/8 | 1/4 | 5/16 | 3/8 |

THERMOPLASTIC RUBBER ON POLYOLEFIN CENTER

- ◆ NON-MARKING THERMOPLASTIC RUBBER TREAD MECHANICALLY BONDED TO POLYOLEFIN CORE
- ◆ HIGHLY RESISTANT TO OIL, GREASE, WATER, AND MOST SOLVENTS
- ◆ EXCELLENT WHEEL FOR CLEAN ENVIRONMENTS
- ◆ LIGHT WEIGHT
- ◆ EXCELLENT FLOOR DEBRIS DEFLECTION
- ◆ SMOOTH ROLLING AND QUIET
- ◆ DUROMETER 70 (±5) SHORE (A)
- ◆ TEMPERATURE RANGE -45° UP TO 180°F INTERMITTENT, OR 120°F CONTINUOUS



| Wheel Dia. | Tread Width | Hub Length | Load Cap (lbs) | Part Number | +Tread Type | **Available Bearings | | | |
|------------|-------------|------------|----------------|-------------|---------------|----------------------|-----------------|-----------------|-----------------|
| | | | | | | Plain Bore | Roller Bearings | Delrin Bearings | |
| | | | | | | | | 2 Piece Bearing | 1 Piece Bushing |
| 3 | 1 | 1-3/16 | 150 | TP30D+** | H, T | 81 | -- | -- | |
| | 1 | 1-3/16 | 175 | TP40D+** | H, T | 81 | -- | -- | |
| 4 | 1-1/2 | 1-5/8 | 400 | TP40H+** | A, I | 84 | 01, 03 | 56, 57 | 11, 12 |
| | 2 | 2-3/16 | 450 | TP40J+** | A, T, X, Y, Z | 84, 88 | 02, 04, 05, 09 | -- | 11, 12 |
| 5 | 1 | 1-3/16 | 200 | TP50D+** | H, T | 81 | -- | -- | |
| | 1-1/2 | 1-5/8 | 450 | TP50H+** | A, I | 84 | 01, 03 | 56, 57 | 11, 12 |
| | 2 | 2-3/16 | 500 | TP50J+** | A, T, X, Y, Z | 84, 88 | 02, 04, 05, 09 | 56, 57 | 11, 12 |
| 6 | 1-1/2 | 1-5/8 | 500 | TP60H+** | A, I | 84 | 01, 03 | 56, 57 | 11, 12 |
| | 2 | 2-3/16 | 550 | TP60J+** | A, T, X, Y, Z | 84, 88 | 02, 04, 05, 09 | 56, 57 | 11, 12 |
| | 2-1/2 | 2-3/4 | 700 | TP60K+** | A, I | 85 | 23, 25 | 58 | |
| | 3 | 3-1/4 | 800 | TP60L+** | A, I | 85 | 24, 26 | 58 | |
| 8 | 2 | 2-3/16 | 600 | TP80J+** | A, T, X, Y, Z | 84, 88 | 02, 04, 05, 09 | 56, 57 | 11, 12 |
| | 2-1/2 | 2-3/4 | 750 | TP80K+** | A, I | 85 | 23, 25 | 58 | |
| | 3 | 3-1/4 | 850 | TP80L+** | A, I | 85 | 24, 26 | 58 | |
| 10 | 2-1/2 | 2-3/4 | 1000 | TP10K+** | A, I | 85 | 23, 25 | 58 | |
| | 3 | 3-1/4 | 1300 | TP10L+** | A, I | 85 | 24, 26 | 58 | |
| 12 | 2-1/2 | 2-3/4 | 1400 | TP12K+** | A, I | 85 | 23, 25 | 58 | |
| | 3 | 3-1/4 | 1500 | TP12L+** | A, I | 85 | 24, 26 | 58 | |

Bearing Size

| | | | | | | | | | | | | | | | | |
|----------|--------|--------|--------|--------|-------------|--------------|-------------|---------------|--------------------------|------------|------------|------------|------------|------------|------------|------------|
| Brg # | 01 | 02 | 03 | 04 | 05 | 09 | 11 | 12 | 23 | 24 | 25 | 26 | 41 | 42 | 44 | 47 |
| Brg Type | Roller | Roller | Roller | Roller | Stl. Roller | Caged Roller | Delrin 1 pc | Delrin 2pc | Roller | Roller | Roller | Roller | Ball | Ball | Prec. Ball | Prec. Ball |
| I.D. | 5/8 | 5/8 | 3/4 | 3/4 | 3/4 | 3/4 | 3/4 | 1/2 | 1 | 1 | 1-1/4 | 1-1/4 | 5/16 | 3/8 | 3/8 | 3/8 |
| Brg # | 51 | 55 | 56 | 57 | 58 | 60 | 63 | 69 | 72 | 81 | 82 | 83 | 84 | 85 | | |
| Brg Type | Ball | Delrin | Delrin | Delrin | Delrin | P.R. Ball | Prec. Ball | Prec. Ball HD | Stainless Precision Ball | Plain Bore | Plain Bore | Plain Bore | Plain Bore | Plain Bore | | |
| I.D. | 1/2 | 3/8 | 1/2 | 3/4 | 1 | 1/2 | 1/2 | 3/4 | 1/2 | 5/16 | 3/8 | 1/2 | 1-3/16 | 1-15/16 | | |

Tread Type

| Flat Tread | | | | Round Tread | | |
|------------|------------|------|-----------------|-------------|------------------|-------------|
| A | H | I | T | X | Y | Z |
| Black/Gray | Gray/Black | Gray | Gray/Beige Flat | Gray Donut | Gray/Beige Donut | Black Donut |
| | | | | | | |

THERMOPLASTIC RUBBER ON POLYOLEFIN CENTER

PRECISION BALL BEARING - FULL THREAD GUARD

| Wheel Dia. | Tread Width | Hub Length | Load Cap (lbs) | Part Number |
|------------|-------------|------------|----------------|-------------|
| 3 | 1 | 1-3/16* | 150 | TP30DI48 |
| | 1-1/4 | 1-9/16* | 210 | TP30GI44 |
| 3-1/2 | 1-1/4 | 1-9/16* | 250 | TP35GI44 |
| 4 | 1 | 1-3/16* | 175 | TP40DI48 |
| | 1-1/4 | 1-9/16* | 300 | TP40GI44 |
| 5 | 1 | 1-3/16* | 200 | TP50DI48 |
| | 1-1/4 | 1-9/16* | 300 | TP50GI44 |
| 6 | 1-1/4 | 1-9/16* | 300 | TP60GI44 |

*Hub length includes bearings



PRECISION BALL BEARING & NYLON TOP HATS (63 & 72)

| Wheel Dia. | Tread Width | Hub Length* | Load Cap (lbs) | 63 Bearing Part Number | 72 Stainless Bearing Part Number |
|------------|-------------|-------------|----------------|------------------------|----------------------------------|
| 4 | 2 | 2-7/16 | 450 | TP40JT63 | TP40JT72 |
| 5 | 2 | 2-7/16 | 500 | TP50JT63 | TP50JT72 |
| 6 | 2 | 2-7/16 | 550 | TP60JT63 | TP60JT72 |
| 8 | 2 | 2-7/16 | 600 | TP80JT63 | TP80JT72 |

*Hub length includes top hat spanners.



PRECISION BALL BEARING - SMALL THREAD GUARD (47)

| Wheel Dia. | Tread Width | Hub Length | Load Cap (lbs) | Part Number | +Tread Type |
|------------|-------------|------------|----------------|-------------|-------------|
| 3 | 1-1/4 | 1-9/16 | 210 | TP30G+47 | T, Y |
| 3-1/2 | 1-1/4 | 1-9/16 | 250 | TP35G+47 | T, Y |
| 4 | 1-1/4 | 1-9/16 | 300 | TP40G+47 | T, Y |
| 5 | 1-1/4 | 1-9/16 | 300 | TP50G+47 | T, Y |
| 6 | 1-1/4 | 1-9/16 | 300 | TP60G+47 | T, Y |



PRECISION RADIAL BALL BEARING

| Wheel Dia. | Tread Width | Hub Length | Load Cap (lbs) | Part Number | +Tread Type | **Precision Ball Bearings |
|------------|-------------|------------|----------------|-------------|---------------|---------------------------|
| 4 | 2 | 2-7/16 | 450 | TP40J+** | A, T, X, Y, Z | 60 |
| 5 | 2 | 2-7/16 | 500 | TP50J+** | A, T, X, Y, Z | 60 |
| 6 | 2 | 2-7/16 | 550 | TP60J+** | A, T, X, Y, Z | 60 |
| | 3 | 3-9/16 | 800 | TP60L+** | A, I | 69 |
| 8 | 2 | 2-7/16 | 600 | TP80J+** | A, T, X, Y, Z | 60 |
| | 3 | 3-9/16 | 850 | TP80L+** | A, I | 69 |
| 10 | 3 | 3-9/16 | 1300 | TP10L+** | A, I | 69 |
| 12 | 3 | 3-9/16 | 1500 | TP12L+** | A, I | 69 |



FLANGED BALL BEARING (51)

| Wheel Dia. | Tread Width | Hub Length | Load Cap (lbs) | Part Number | +Tread Type |
|------------|-------------|------------|----------------|-------------|-------------|
| 8 | 1-1/2 | 1-5/8 | 550 | TP80H+51 | I |



1/2" PERMANENT NYLON INSERT (83)

| Wheel Dia. | Tread Width | Hub Length | Load Cap (lbs) | Part Number | +Tread Type |
|------------|-------------|------------|----------------|-------------|-------------|
| 3 | 1-1/4 | 1-1/2 | 210 | TP30G+83 | T, Y |
| 3-1/2 | 1-1/4 | 1-1/2 | 250 | TP35G+83 | T, Y |
| 4 | 1-1/4 | 1-1/2 | 300 | TP40G+83 | T, Y |
| 5 | 1-1/4 | 1-1/2 | 200 | TP50G+83 | A, T, Y |
| 6 | 1-1/4 | 1-1/2 | 300 | TP60G+83 | T, Y |



(1/2 TO 3/8 X 1-9/16 Nylon Bushing available for use with #83 bore #SPDLBBG-90)

MOLD-ON RUBBER

- ◆ CUSHION RUBBER TREAD VULCANIZED TO CAST IRON CENTER WITH LUBRICATION FITTING
- ◆ EXCELLENT FLOOR AND LOAD PROTECTION
- ◆ EASY ROLLING
- ◆ SHOCK ABSORBING
- ◆ QUIET OPERATION
- ◆ DUROMETER 75-85 SHORE (A)
- ◆ TEMPERATURE RANGE -40° TO 160°F



Wheel Color

| |
|-------|
| B |
| Black |

| Wheel Dia. | Tread Width | Hub Length | Load Cap(lbs) | Part Number | **Available Bearings | | | |
|------------|-------------|------------|---------------|-------------|----------------------|----------------|------------------------|-----------------|
| | | | | | Plain Bore | Roller Bearing | Tapered Roller Bearing | Delrin Bearings |
| 4 | 1-1/2 | 1-5/8 | 250 | RS40HB** | 84 | 01, 03 | -- | 56, 57 |
| | 2 | 2-3/16 | 350 | RS40JB** | 84 | 02, 04, 09 | -- | 56, 57 |
| 5 | 1-1/2 | 1-5/8 | 350 | RS50HB** | 84 | 01, 03 | -- | 56, 57 |
| | 2 | 2-3/16 | 400 | RS50JB** | 84 | 02, 04, 09 | -- | 56, 57 |
| 6 | 1-1/2 | 1-5/8 | 450 | RS60HB** | 84 | 01, 03 | -- | 56, 57 |
| | | 2-3/16 | 450 | RS60JB** | 84 | 02, 04, 09 | -- | 56, 57 |
| | 2-1/2 | 2-3/4 | 600 | RS60KB** | 84 | 06 | -- | -- |
| | | 2-3/4 | 700 | RS60KB** | 85 | 23, 25 | -- | 58 |
| | | 3-1/4 | 700 | RS60QB** | 85 | 24, 26 | -- | 58 |
| 3 | 3-1/4 | 750 | RS60LB** | 85 | 24, 26 | 70 | 58 | |
| 8 | 2 | 2-3/16 | 500 | RS80JB** | 84 | 02, 04, 09 | -- | 56, 57 |
| | | 2-3/4 | 800 | RS80KB** | 84 | 06 | -- | -- |
| | 2-1/2 | 2-3/4 | 850 | RS80KB** | 85 | 23, 25 | -- | 58 |
| | | 3-1/4 | 850 | RS80QB** | 85 | 24, 26 | -- | 58 |
| 3 | 3-1/4 | 900 | RS80LB** | 85 | 24, 26 | 70 | 58 | |
| 10 | 2 | 2-1/4 | 700 | RS10JB** | 84, 87 | 04, 21, 22 | -- | 56, 57 |
| | | 2-3/4 | 900 | RS10KB** | 84 | 06 | -- | 56, 57 |
| | 2-1/2 | 2-3/4 | 950 | RS10KB** | 85 | 23, 25 | -- | 58 |
| | | 3-1/4 | 950 | RS10QB** | 85 | 24, 26 | -- | 58 |
| | 3 | 3-1/4 | 1000 | RS10LB** | 85 | 24, 26 | 70 | 58 |
| | 4 | 4-1/4 | 1200 | RS10NB** | 85 | 35, 37 | -- | -- |
| 4-1/4 | | 1400 | RS10NB** | 86 | 31, 33 | -- | -- | |
| 12 | 2-1/2 | 2-3/4 | 950 | RS12KB** | 85 | 23, 25 | -- | 58 |
| | | 3-1/4 | 950 | RS12QB** | 85 | 24, 26 | -- | 58 |
| | 3 | 3-1/4 | 1200 | RS12LB** | 85 | 23, 25 | 70 | 58 |
| | 4 | 4-1/4 | 1600 | RS12NB** | 86 | 31, 33 | -- | -- |
| 5 | 5-1/4 | 2100 | RS12OB** | 86 | 32, 34 | -- | -- | |
| 14 | 2-1/2 | 2-3/4 | 1100 | RS14KB** | 85 | 23, 25 | -- | 58 |
| | 3 | 3-1/4 | 1300 | RS14LB** | 85 | 24, 26 | -- | 58 |
| 16 | 3 | 3-1/4 | 1500 | RS16LB** | 85 | 24, 26 | -- | 58 |
| | 4 | 4-1/4 | 2000 | RS16NB** | 86 | 31, 33 | -- | -- |
| 18 | 3 | 3-1/4 | 1550 | RS18LB** | 85 | 24, 26 | -- | 58 |

Bearing Size

| | | | | | | | | | | | | | | | |
|----------|--------|--------|--------|--------|--------|--------------|---------|---------|---------|---------|------------|------------|------------|------------|------------|
| Brg # | 01 | 02 | 03 | 04 | 06 | 09 | 21 | 22 | 23 | 24 | 25 | 26 | 31 | 32 | 33 |
| Brg Type | Roller | Roller | Roller | Roller | Roller | Caged Roller | Roller | Roller | Roller | Roller | Roller | Roller | Roller | Roller | Roller |
| I.D. | 5/8 | 5/8 | 3/4 | 3/4 | 3/4 | 3/4 | 7/8 | 1 | 1 | 1 | 1-1/4 | 1-1/4 | 1-1/4 | 1-1/4 | 1-1/2 |
| Brg # | 34 | 35 | 37 | 56 | 57 | 58 | 70 | 71 | 74 | 75 | 84 | 85 | 86 | 87 | 88 |
| Brg Type | Roller | Roller | Roller | Delrin | Delrin | Delrin | Tapered | Tapered | Tapered | Tapered | Plain Bore | Plain Bore | Plain Bore | Plain Bore | Plain Bore |
| I.D. | 1-1/2 | 1 | 1-1/4 | 1/2 | 3/4 | 1 | 3/4 | 1 | 1-1/4 | 1-1/2 | 1-3/16 | 1-15/16 | 2-7/16 | 1-7/16 | 1/2 |

HEAVY DUTY MOLD-ON RUBBER



- ◆ EXTRA HEAVY DUTY CAST IRON CORE
- ◆ SOLID WEB
- ◆ IDEAL FOR AUTOMOTIVE PLANT APPLICATIONS
- ◆ TAPERED ROLLER BEARING **STANDARD**
- ◆ HIGH PROFILE RUBBER TREAD
- ◆ DUROMETER 85 (±5) SHORE (A)
- ◆ TEMPERATURE RANGE -40° TO 160°F

| Wheel Dia. | Tread Width | Hub Length | Load Cap(lbs) | Part Number | **Available Bearings | | |
|------------|-------------|------------|---------------|-------------|----------------------|-----------------|------------------|
| | | | | | Plain Bore | Roller Bearings | Tapered Bearings |
| 10 | 3 | 3-1/4 | 1,000 | RH10LB** | 85 | 24, 26 | 70, 71, 74, 75 |
| 12 | 3-1/2 | 4-1/4 | 1,500 | RH12MB** | -- | -- | 74 |

Wheel Color

| |
|-------|
| B |
| Black |

Bearing Size

| Brg # | 85 | 24 | 26 | 70 | 71 | 74 | 75 |
|----------|------------|--------|--------|---------|---------|---------|---------|
| Brg Type | Plain Bore | Roller | Roller | Tapered | Tapered | Tapered | Tapered |
| I.D. | 1-15/16 | 1 | 1-1/4 | 3/4 | 1 | 1-1/4 | 1-1/2 |

LOW PROFILE MOLD-ON RUBBER

- ◆ RUBBER VULCANIZED TO CAST IRON CORE
- ◆ LOWER ROLLING RESISTANCE THAN STANDARD RUBBER WHEELS
- ◆ DUROMETER 90 (±5) SHORE (A)
- ◆ TEMPERATURE RANGE -40° TO 160°F



| Wheel Dia. | Tread Width | Hub Length | Load Cap(lbs) | Part Number | **Available Bearings | | |
|------------|-------------|------------|---------------|-------------|----------------------|-----------------|-----------------|
| | | | | | Plain Bore | Roller Bearings | Delrin Bearings |
| 4 | 2 | 1-3/16 | 300 | LP40JB** | 84 | 02, 04 | 56, 57 |
| 6 | 2 | 1-3/16 | 600 | LP60JB** | 84 | 02, 04 | 56, 57 |

Wheel Color

| |
|-------|
| B |
| Black |

Bearing Size

| Brg # | 02 | 04 | 56 | 57 | 84 |
|----------|--------|--------|--------|--------|------------|
| Brg Type | Roller | Roller | Delrin | Delrin | Plain Bore |
| I.D. | 5/8 | 3/4 | 1/2 | 3/4 | 1-3/16 |

MOLD-ON RUBBER ON ALUMINUM

- ◆ BLACK OR GREY CUSHION RUBBER TREAD CHEMICALLY BONDED TO ALUMINUM CORE
- ◆ HIGH SHOCK ABSORPTION
- ◆ QUIET, EASY ROLLING, FLOOR PROTECTIVE
- ◆ DUROMETER 70-75 SHORE (A)
- ◆ TEMPERATURE RANGE -40° TO 160°F
- ◆ GREY NON-MARKING RUBBER STANDARD ON 1-1/4" WIDE WHEELS, ALL OTHER SIZES BLACK



| Wheel Dia. | Tread Width | Hub Length | Load Cap(lbs) | Part Number | **Available Bearings | | | | |
|------------|-------------|------------|---------------|-------------|----------------------|-----------------|---------------|-----------------|-----------------|
| | | | | | Plain Bore | Roller Bearings | Ball Bearings | Delrin Bearings | |
| | | | | | | | | 2 Piece Bearing | 1 Piece Bushing |
| 3-1/2 | 1-1/4 | 1-9/16* | 250 | RA35GI** | -- | -- | 43 | -- | -- |
| 4 | 1-1/4 | 1-9/16* | 250 | RA40GI** | -- | -- | 43 | -- | -- |
| | 2 | 2-3/16 | 400 | RA40JB** | 84 | 02, 04, 09 | -- | 56, 57 | 11, 12 |
| 5 | 1-1/4 | 1-9/16* | 275 | RA50GI** | -- | -- | 43 | -- | -- |
| | 2 | 2-3/16 | 500 | RA50JB** | 84 | 02, 04, 09 | -- | 56, 57 | 11, 12 |
| 6 | 2 | 2-3/16 | 550 | RA60JB** | 84 | 02, 04, 09 | -- | 56, 57 | 11, 12 |
| 8 | 1-1/2 | 2-1/4*** | 500 | RA80HB** | -- | -- | 51, 52, 53 | -- | -- |
| | 1-5/8 | 2 | 500 | RA80PB** | -- | -- | 51, 52, 53 | -- | -- |
| | 2 | 2-3/16 | 600 | RA80JB** | 84 | 02, 04, 09 | -- | 56, 57 | 11, 12 |

*Hub length includes bearings
***Offset hub

Wheel Color


| B | I |
|-------|------|
| Black | Grey |

Bearing Size

| Brg # | 02 | 04 | 09 | 11 | 12 | 43 | 56 | 57 | 51 | 52 | 53 | 84 |
|----------|--------|--------|--------------|-------------|-------------|-------------|-------------|-------------|------|------|------|------------|
| Brg Type | Roller | Roller | Caged Roller | 1 pc Delrin | 1 pc Delrin | Annul. Ball | 2 pc Delrin | 2 pc Delrin | Ball | Ball | Ball | Plain Bore |
| I.D. | 5/8 | 3/4 | 3/4 | 3/4 | 1/2 | 3/8 | 1/2 | 3/4 | 1/2 | 5/8 | 3/4 | 1-3/16 |

BALLOON CUSHION RUBBER ON ALUMINUM

- ◆ BLACK OR GREY CUSHION RUBBER TREAD CHEMICALLY BONDED TO ALUMINUM CORE
- ◆ ROUNDED TREAD MINIMIZES FRICTION AND INCREASES ROLLABILITY
- ◆ HIGH SHOCK ABSORPTION
- ◆ QUIET, EASY ROLLING, FLOOR PROTECTIVE
- ◆ DUROMETER 50 (±5) SHORE (A)



| Wheel Dia. | Tread Width | Hub Length | Load Cap(lbs) | Part Number | +Available Color | **Available Bearings | | | | |
|------------|-------------|------------|---------------|-------------|------------------|----------------------|-----------------|---------------|-------------------------|-----------------|
| | | | | | | Plain Bore | Roller Bearings | Ball Bearings | Sealed Prec. w/Top Hats | Delrin Bearings |
| 6 | 2 | 2-3/16 | 350 | BC60J+** | X, Z | 84 | 02, 04 | 51, 52, 53 | -- | 56, 57 |
| | | 2-7/16 | 350 | BC60J+** | X, Z | -- | -- | -- | 63 | -- |
| 8 | 2 | 2-3/16 | 450 | BC80J+** | X, Z | 84 | 02, 04 | 51, 52, 53 | -- | 56, 57 |

Bearing Size

| Brg # | 02 | 04 | 51 | 52 | 53 | 56 | 57 | 63 | 84 |
|----------|--------|--------|------|------|------|--------|--------|------------|------------|
| Brg Type | Roller | Roller | Ball | Ball | Ball | Delrin | Delrin | Prec. Ball | Plain Bore |
| I.D. | 5/8 | 3/4 | 1/2 | 5/8 | 3/4 | 1/2 | 3/4 | 1/2 | 1-3/16 |

Wheel Color

| X | Z |
|--------------|---------------|
| Grey-Crowned | Black-Crowned |

PNEUMATIC



- ◆ TUBE TYPE TIRE
- ◆ BALL BEARING OR ROLLER BEARING HUB
- ◆ FOAM FILLED WHEELS AVAILABLE. CALL FOR INFORMATION.



Bearing Size

| Brg # | 38 | 40 | 51 | 52 | 53 | P1 | P2 | P3 |
|----------|--------|--------|------|------|------|------------|------------|------------|
| Brg Type | Roller | Roller | Ball | Ball | Ball | Prec. Ball | Prec. Ball | Prec. Ball |
| I.D. | 3/4 | 3/4 | 1/2 | 5/8 | 3/4 | 1/2 | 5/8 | 3/4 |

| Tire Spec. | Standard Wheel Diameter | Tread Pattern | Hub Length <i>*Offset hub</i> | Hub Type | Load Cap(lbs) | Color | Part Number | **Available Bearings | |
|------------|-------------------------|---------------|----------------------------------|----------|---------------|-------------|-------------|----------------------|------------------------|
| | | | | | | | | Roller Bearings | Ball Bearings |
| 250-4 | 8 | Lug | 3-1/4 | 3 Piece | 330 | Black | FP254C** | -- | 51, 52, 53, P1, P2, P3 |
| | | Sawtooth | 3-1/16 | | 330 | Black | FP28SC** | -- | 51, 52, 53, P1, P2, P3 |
| 280-4 | 8 | Sawtooth | 3-3/16 | 3 Piece | 350 | Black/Brass | FP284F** | -- | 51, 52, 53, P1, P2, P3 |
| | | Sawtooth | 3-3/16 | | 350 | Black | FP284C** | -- | 51, 52, 53, P1, P2, P3 |
| | | Sawtooth | 3-3/16 | | 350 | Black | FP284C** | 38 | -- |
| | | Sawtooth | 3-3/16 | | 350 | Gray | FP284Y** | -- | 51, 52, 53, P1, P2, P3 |
| | | Sawtooth | 2-1/4* | | 350 | Black | FP284O** | -- | 52 |
| | | Sawtooth | 2-1/4* | | 350 | Gray | FP28OY** | -- | 52 |
| 350-4 | 10 | Sawtooth | 4 | 3 Piece | 375 | Gray | FP354Y** | -- | 51, 52, 53, P1, P2, P3 |
| | | Sawtooth | 4 | | 375 | Black | FP354C** | -- | 51, 52, 53, P1, P2, P3 |
| | | Sawtooth | 4 | | 375 | Black | FP354C** | 40 | -- |
| | | Sawtooth | 2-1/4* | | 375 | Black | FP354O** | -- | 51, 52, 53, P1, P2, P3 |
| | | Sawtooth | 2-1/4* | | 375 | Gray | FP35OY** | -- | 51, 52, 53, P1, P2, P3 |
| 350-6 | 12 | Sawtooth | 4 | 2 Piece | 500 | Black | FP356C** | -- | 51, 52, 53, P1, P2, P3 |
| 480-8 | 16 | Rib | 3 | 1 Piece | 650 | Black | FP480C** | -- | 51, 52, 53, P1, P2, P3 |

SEMI-PNEUMATIC

- ◆ HIGH PROFILE CUSHION RUBBER TREAD
- ◆ BALL BEARING HUB
- ◆ ZERK FITTING IN WHEEL ON PLASTIC HUB ONLY
- ◆ DUROMETER 70 SHORE (A) ON PLASTIC HUBS, OR 85 SHORE (A) ON METAL HUBS
- ◆ TEMPERATURE RANGE -40° TO 160°F



Bearing Size

| Brg # | 51 | 52 | 53 | P1 | P2 | P3 |
|----------|------|------|------|------------|------------|------------|
| Brg Type | Ball | Ball | Ball | Prec. Ball | Prec. Ball | Prec. Ball |
| I.D. | 1/2 | 5/8 | 3/4 | 1/2 | 5/8 | 3/4 |

STEEL HUB IN 10" OFFSET ONLY

| Wheel Dia. | Tread Width | Hub Length <i>*Offset hub</i> | Load Cap(lbs) | Part Number | **Available Bearings |
|------------|-------------|----------------------------------|---------------|-------------|------------------------|
| | | | | | Ball Bearings |
| 8 | 2-3/4 | 2-1/4* | 500 | SN80UO** | 51, 52, 53, P1, P2, P3 |
| | | 2-1/2 | 500 | SN80UC** | 51, 52, 53, P1, P2, P3 |
| 10 | 2-3/4 | 2-1/4* | 550 | SN10UO** | 51, 52, 53, P1, P2, P3 |
| | | 3-1/4 | 550 | SN10UC** | 51, 52, 53, P1, P2, P3 |
| 12 | 2-3/4 | 3-1/4 | 600 | SN12LC** | 51, 52, 53, P1, P2, P3 |

Steel Hub

| Wheel Dia. | Tread Width | Hub Length | Load Cap(lbs) | Part Number | **Available Bearings |
|------------|-------------|------------|---------------|-------------|----------------------|
| | | | | | Ball Bearings |
| 10 | 2-1/2 | 2-1/4* | 250 | SN10UM** | 52 |

EVER-ROLL




- ♦ ROLLS LIKE A PNEUMATIC WHEEL WITHOUT THE AGGRAVATION OF A FLAT TIRE!
- ♦ CLOSED MICROCELLULAR POLYURETHANE FOAM TECHNOLOGY THAT WILL NOT ABSORB WATER OR LIQUIDS.
- ♦ OFFERS MAXIMUM SHOCK LOAD PROTECTION AND A SMOOTH RIDE THAT EASILY ROLLS OVER OBSTACLES AND DEBRIS.
- ♦ HEAVY DUTY ONE PIECE HUB PROVIDES DURABILITY AND A CLEAN, ATTRACTIVE LOOK. WHITE ENAMEL FINISH STANDARD, OTHER COLORS AVAILABLE UPON REQUEST.
- ♦ SAWTOOTH TREAD PROVIDES A COMBINATION OF TRACTION AND MANEUVERABILITY
- ♦ SEALED PRECISION BALL BEARINGS STANDARD (NO MAINTENANCE REQUIRED)
- ♦ NON-MARKING BLACK & GREY TREADS OFFERING EXCEPTIONAL FLOOR PROTECTION.
- ♦ EXCELLENT WHEEL FOR HAND TRUCKS, CARTS, AND EQUIPMENT IN INDUSTRIAL, COMMERCIAL, INSTITUTIONAL, RESIDENTIAL, AND AGRICULTURAL APPLICATIONS, OR ANY APPLICATION REQUIRING A CUSHIONED RIDE OVER DIFFERENT FLOOR CONDITIONS AND TERRAINS.
- ♦ ALSO AVAILABLE IN SWIVEL AND RIGID CASTERS. (SEE PAGE 101)

| Diameter | Tread Width | Hub Length <i>*Offset hub</i> | Load Cap(lbs) | Part Number | +Available Color | **Available Bearings |
|----------|-------------|----------------------------------|---------------|-------------|------------------|----------------------|
| | | | | | | Precision |
| 8 | 2 | 2-1/4* | 350 | ER80+O** | B, Y | 51, 52, 53 |
| | | 3-3/16 | 350 | ER80+C** | B, Y | 51, 52, 53 |
| 10 | 3 | 2-1/4* | 400 | ER10+O** | B | P1, P2, P3 |
| | | 2-1/4* | 400 | ER10+O** | Y | 51, 52, 53 |
| | | 4 | 400 | ER10+C** | B | P1, P2, P3 |
| | | 4 | 400 | ER10+C** | Y | 51, 52, 53 |

Bearing Size

| Brg # | 51 | 52 | 53 | P1 | P2 | P3 |
|----------|------|------|------|----------------|----------------|----------------|
| Brg Type | Ball | Ball | Ball | Precision Ball | Precision Ball | Precision Ball |
| I.D. | 1/2 | 5/8 | 3/4 | 1/2 | 5/8 | 3/4 |



DONUT TREAD POLYURETHANE ON ALUMINUM

- ♦ ALUMINUM CORE WITH UNIQUELY FORMULATED POLYURETHANE TREAD PROVIDES OPTIMAL FLOOR PROTECTION AND ROLLABILITY
- ♦ TREAD CHEMICALLY AND MECHANICALLY BONDED TO CORE
- ♦ EXCELLENT PERFORMANCE ON DEBRIS LITTERED FLOOR
- ♦ CROWNED TREAD WITH STANDARD PRECISION BEARING REDUCES EFFORT NEEDED TO MOVE AND TURN EQUIPMENT
- ♦ 90-95 SHORE (A) DUROMETER
- ♦ TEMPERATURE RANGE -45° TO 180°F



| Wheel Dia. | Tread Width | Hub Length | Load Cap(lbs) | Part Number | **Available Bearings | |
|------------|-------------|------------|---------------|-------------|--|--|
| | | | | | Precision Ball Bearings (Includes 1/2" steel top hat bushings) | Stainless Prec. Ball Bearings (Includes 1/2" nylon top hat bushings) |
| 6 | 2 | 2-7/16 | 900 | UA60JN** | 63 | 72 |
| 8 | 2 | 2-7/16 | 1000 | UA80JN** | 63 | 72 |

Bearing Size

| Brg # | 63 | 72 |
|----------|------------|----------------------|
| Brg Type | Prec. Ball | Stainless Prec. Ball |
| I.D. | 1/2 | 1/2 |

POLYURETHANE ON POLYOLEFIN

- ◆ 90-95 SHORE (A) DUROMETER TREAD
- ◆ TEMPERATURE RANGE -45° TO 180°F
- ◆ POLYURETHANE TREAD MECHANICALLY BONDED TO POLYOLEFIN CORE
- ◆ HIGH CAPACITY
- ◆ LIGHTWEIGHT
- ◆ HIGHLY RESISTANT TO OIL, GREASE, WATER, AND MOST SOLVENTS
- ◆ NON-MARKING
- ◆ SMOOTH ROLLING AND QUIET
- ◆ SLIGHT CROWNED TREAD



| Wheel Dia. | Tread Width | Hub Length | Load Cap(lbs) | Part Number | +Available Color | **Available Bearings | | | |
|------------|-------------|------------|---------------|-------------|------------------|----------------------|-----------------|-----------------|-----------------|
| | | | | | | Plain Bore | Roller Bearings | Delrin Bearings | |
| | | | | | | | | 2 Piece Bearing | 1 Piece Bushing |
| 3 | 1 | 1-1/8 | 175 | PP30D+** | T | 81 | -- | -- | -- |
| | 1-14 | 1-9/16 | 250 | PP30G+** | K, W | 98 | -- | 59 | -- |
| 4 | 1 | 1-3/16 | 220 | PP40D+** | T | 81 | -- | -- | -- |
| | 1-1/2 | 1-5/8 | 500 | PP40H+** | D, K, U | 84 | 01, 03 | 56, 57 | 11, 12 |
| | 2 | 2-3/16 | 700 | PP40J+** | K, M, U, W | 84 | 02, 04, 05, 09 | 56, 57 | 11, 12 |
| 5 | 1 | 1-3/16 | 220 | PP50D+** | T | 81 | -- | -- | -- |
| | 1-1/2 | 1-5/8 | 600 | PP50H+** | D, K, U | 84 | 01, 03 | 56, 57 | 11, 12 |
| | 2 | 2-3/16 | 750 | PP50J+** | K, M, U, W | 84 | 02, 04, 05, 09 | 56, 57 | 11, 12 |
| 6 | 1-1/2 | 1-5/8 | 700 | PP60H+** | D, K, U | 84 | 01, 03 | 56, 57 | 11, 12 |
| | 2 | 2-3/16 | 900 | PP60J+** | K, M, U, W | 84 | 02, 04, 05, 09 | 56, 57 | 11, 12 |
| | 2-1/2 | 2-3/4 | 1,000 | PP60K+** | M | 85 | 23, 25 | 58 | -- |
| | 3 | 3-1/4 | 1,100 | PP60L+** | M | 85 | 24, 26 | 58 | -- |
| 8 | 2 | 2-3/16 | 950 | PP80J+** | K, M, U, W | 84 | 02, 04, 05, 09 | 56, 57 | 11, 12 |
| | 2-1/2 | 2-3/4 | 1,100 | PP80K+** | M | 85 | 23, 25 | 58 | -- |
| | 3 | 3-1/4 | 1,200 | PP80L+** | M | 85 | 24, 26 | 58 | -- |
| 10 | 2-1/2 | 2-3/4 | 1,200 | PP10K+** | M | 85 | 23, 25 | 58 | -- |
| | 3 | 3-1/4 | 1,300 | PP10L+** | M | 85 | 24, 26 | 58 | -- |
| 12 | 2-1/2 | 2-3/4 | 1,300 | PP12K+** | M | 85 | 23, 25 | 58 | -- |
| | 3 | 3-1/4 | 1,400 | PP12L+** | M | 85 | 24, 26 | 58 | -- |

Bearing Size

| | | | | | | | | | | | | | | | |
|----------|--------|--------|--------|-------------|--------------|-------------|-------------|-----------------------|------------|--------------|--------------|------------|------------|------------|------------|
| Brg # | 01 | 02 | 03 | 04 | 09 | 11 | 12 | 23 | 24 | 25 | 26 | 42 | 44 | 46 | 47 |
| Brg Type | Roller | Roller | Roller | Roller | Caged Roller | 1 PC Delrin | 1 PC Delrin | Roller | Roller | Roller | Roller | Ball | Prec. Ball | Prec. Ball | Prec. Ball |
| I.D. | 5/8 | 5/8 | 3/4 | 3/4 | 3/4 | 3/4 | 1/2 | 1 | 1 | 1-1/4 | 1-1/4 | 3/8 | 3/8 | 1/2 | 3/8 |
| Brg # | 51 | 52 | 53 | 56 | 57 | 58 | 59 | 60 | 63 | 69 | 72 | 83 | 84 | 85 | 98 |
| Brg Type | Ball | Ball | Ball | 2 PC Delrin | 2 PC Delrin | Delrin | Delrin | Precision Radial Ball | Prec. Ball | P.R. Ball HD | S.S. PR Ball | Plain Bore | Plain Bore | Plain Bore | Plain Bore |
| I.D. | 1/2 | 5/8 | 3/4 | 1/2 | 3/4 | 1 | 1/2 | 1/2 | 1/2 | 3/4 | 1/2 | 1/2 | 1-3/16 | 1-15/16 | 1-1/8 |

POLYURETHANE ON POLYOLEFIN

FLANGED BALL BEARING - SMALL THREAD GUARD (42)



| Wheel Dia. | Tread Width | Hub Length | Load Cap (lbs) | Part Number | +Available Color |
|------------|-------------|------------|----------------|-------------|------------------|
| 2-1/2 | 1-1/4 | 1-9/16* | 300 | PP25G+42 | M |
| 3 | 1-1/4 | 1-9/16* | 250 | PP30G+42 | K, W |
| 3-1/2 | 1-1/4 | 1-9/16* | 250 | PP35G+42 | A, I, K, W |
| 4 | 1-1/4 | 1-9/16* | 300 | PP40G+42 | A, D, I, K, P, W |
| 5 | 1-1/4 | 1-9/16* | 300 | PP50G+42 | A, P, K, W |
| 6 | 1-1/4 | 1-9/16* | 300 | PP60G+45 | K, W |

*Hub length includes bearings

PRECISION BALL BEARING - FULL THREAD GUARD (44)



| Wheel Dia. | Tread Width | Hub Length | Load Cap (lbs) | Part Number | +Available Color |
|------------|-------------|------------|----------------|-------------|------------------|
| 3 | 1 | 1-3/16* | 175 | PP30GI48 | |
| | 1-1/4 | 1-9/16* | 250 | PP30G+44 | A, D, I, S, V |
| 3-1/2 | 1-1/4 | 1-9/16* | 250 | PP35G+44 | A, D, I, S, V |
| 4 | 1 | 1-3/16* | 220 | PP40GI48 | |
| | 1-1/4 | 1-9/16* | 300 | PP40G+44 | A, D, I, S, V |
| 5 | 1 | 1-3/16* | 220 | PP40GI48 | |
| | 1-1/4 | 1-9/16* | 300 | PP50G+44 | A, D, I, S, V |

*Hub length includes bearings

PRECISION BALL BEARING - w/NYLON TOP HATS (63 & 72)



| Wheel Dia. | Tread Width | Hub Length* | Load Cap (lbs) | Part Number | +Available Color | **Precision Ball Bearings |
|------------|-------------|-------------|----------------|-------------|------------------|---------------------------|
| 4 | 2 | 2-7/16 | 700 | PP40J+** | M | 63, 72 |
| 5 | 2 | 2-7/16 | 750 | PP50J+** | M | 63, 72 |
| 6 | 2 | 2-7/16 | 900 | PP60J+** | M | 63, 72 |
| 8 | 2 | 2-7/16 | 950 | PP80J+** | M | 63, 72 |

*Hub length includes top hats

1/2" PERMANENT NYLON INSERT (83)



| Wheel Dia. | Tread Width | Hub Length | Load Cap (lbs) | Part Number | +Available Color |
|------------|-------------|------------|----------------|-------------|------------------|
| 3 | 1-1/4 | 1-1/2 | 250 | PP30G+83 | T, Y |
| 3-1/2 | 1-1/4 | 1-1/2 | 250 | PP35G+83 | T, Y |
| 4 | 1-1/4 | 1-1/2 | 300 | PP40G+83 | T, Y |
| 5 | 1-1/4 | 1-1/2 | 300 | PP50G+83 | T, Y |
| 6 | 1-1/4 | 1-1/2 | 400 | PP60G+83 | T, Y |

(For 3/8" bore, use 1/2 to 3/8 x 1-9/16 nylon bushing SPDLBBG-90)

Wheel Color

| A | D | K | M | P | I |
|------------|-----------------|------------|--------------|-------------|------------------|
| Black/Grey | Red/Grey | Red/Black | Maroon/Grey | Purple/Grey | Grey/Grey |
| | | | | | |
| S | T | U | V | W | Y |
| Blue/Grey | Grey/Beige Flat | Blue/Black | Red/Dk. Gray | Red/White | Grey/Beige Donut |
| | | | | | |

POLYURETHANE ON POLYOLEFIN



PRECISION BALL BEARING - BEARING GUARD (47)

| Wheel Dia. | Tread Width | Hub Length | Load Cap (lbs) | Part Number | +Available Color |
|------------|-------------|------------|----------------|-------------|------------------|
| 3 | 1-1/4 | 1-9/16 | 250 | PP30G+47 | T, W, Y |
| 3-1/2 | 1-1/4 | 1-9/16 | 250 | PP35G+47 | T, W, Y |
| 4 | 1-1/4 | 1-9/16 | 300 | PP40G+47 | T, W, Y |
| 5 | 1-1/4 | 1-9/16 | 300 | PP50G+47 | T, W, Y |
| 6 | 1-1/4 | 1-9/16 | 300 | PP60G+47 | T, W, Y |



1/2" DELRIN BEARING (59)

| Wheel Dia. | Tread Width | Hub Length | Load Cap (lbs) | Part Number | +Available Color |
|------------|-------------|------------|----------------|-------------|------------------|
| 3 | 1-1/4 | 1-9/16 | 250 | PP30G+59 | K, W |
| 3-1/2 | 1-1/4 | 1-9/16 | 250 | PP35G+59 | K, W |
| 4 | 1-1/4 | 1-9/16 | 300 | PP40G+59 | K, W |
| 5 | 1-1/4 | 1-9/16 | 300 | PP50G+59 | K, W |
| 6 | 1-1/4 | 1-9/16 | 300 | PP60G+59 | K, W |



PRECISION RADIAL BALL BEARING (60 & 69)

| Wheel Dia. | Tread Width | Hub Length | Load Cap (lbs) | Part Number | +Available Color | **Precision Ball Bearings |
|------------|-------------|------------|----------------|-------------|------------------|---------------------------|
| 4 | 2 | 2-7/16 | 700 | PP40J+** | K, M, U, W | 60 |
| 5 | 2 | 2-7/16 | 750 | PP50J+** | K, M, U, W | 60 |
| 6 | 2 | 2-7/16 | 900 | PP60J+** | K, M, U, W | 60 |
| | 3 | 3-9/16 | 1,100 | PP60L+** | M | 69 |
| 8 | 2 | 2-7/16 | 950 | PP80J+** | K, M, U, W | 60 |
| | 3 | 3-9/16 | 1,200 | PP80L+** | M | 69 |
| 10 | 3 | 3-9/16 | 1,300 | PP10L+** | M | 69 |
| 12 | 3 | 3-9/16 | 1,400 | PP12L+** | M | 69 |



SHOPPING CART WHEEL (50)

| Wheel Dia. | Tread Width | Hub Length | Load Cap (lbs) | Part Number |
|------------|-------------|------------|----------------|-------------|
| 5 | 1-1/4 | 1-9/16 | 300 | PP50GP50 |



FLANGED BALL BEARING

| Wheel Dia. | Tread Width | Hub Length | Load Cap (lbs) | Part Number | +Available Color | **Ball Bearings |
|------------|-------------|------------|----------------|-------------|------------------|-----------------|
| 8 | 1-1/2 | 1-5/8 | 750 | PP80H+** | T | 51, 52, 53 |
| 10 | 1-1/2 | 2-1/4 | 700 | PP10H+** | T | 51, 52, 53 |

DONUT TREAD POLYURETHANE ON CAST IRON

- ◆ PERMANENTLY BONDED TO CAST IRON CORE
- ◆ CROWNED TREAD FOR MAXIMUM EASE IN OPERATION
- ◆ NON-MARKING, FLOOR PROTECTIVE
- ◆ RESISTS OIL, GREASE, WATER, AND MOST SOLVENTS
- ◆ EXCELLENT FLOOR DEBRIS DEFLECTION
- ◆ 90-95 SHORE (A) DUROMETER
- ◆ TEMPERATURE RANGE -45° TO 180°F



| Wheel Dia. | Tread Width | Hub Length | Load Cap (lbs) | Part Number | **Available Bearings | | |
|------------|-------------|------------|----------------|-------------|----------------------|-----------------|-------------------------|
| | | | | | Plain Bore | Roller Bearings | Precision Ball Bearings |
| 4 | 2 | 2-3/16 | 600 | RP40JK** | 84 | 02, 04, 09 | -- |
| 5 | 2 | 2-3/16 | 800 | RP50JK** | 84 | 02, 04, 09 | -- |
| 6 | 2 | 2-3/16 | 900 | RP60JK** | 84 | 02, 04, 09 | -- |
| 8 | 2 | 2-7/16 | 1000 | RP80JK** | 84 | -- | 63 |

Wheel Color

| |
|--------------|
| K |
| Red on Black |

Bearing Size

| Brg # | 04 | 09 | 63 | 84 |
|----------|--------|--------------|-----------|--------|
| Brg Type | Roller | Caged Roller | Precision | Plain |
| I.D. | 3/4 | 3/4 | 1/2 | 1-3/16 |

POLYURETHANE ON GLASS-FILLED NYLON

- ◆ LIQUID CAST POLYURETHANE CHEMICALLY BONDED TO GLASS-FILLED NYLON CORE
- ◆ MORE DURABLE THAN INJECTION MOLDED POLYURETHANE, AND PROVIDES GREATER LOAD RATING AND ROLLABILITY
- ◆ NON-MARKING, FLOOR PROTECTIVE, AND LIGHTWEIGHT
- ◆ FIBERGLASS CORE PREVENTS CORROSION AND DAMAGE FROM WET, ACIDIC, STEAM, CHEMICAL, ALKALINE AND BRINE ENVIRONMENTS
- ◆ PREVENTS CHEMICAL BOND FAILURE AND DETERIORATION CAUSED BY CORROSION OF CORE
- ◆ 90-95 SHORE (A) DUROMETER TREAD
- ◆ TEMPERATURE RANGE -45° TO 180°F



| Wheel Dia. | Tread Width | Hub Length | Load Cap (lbs) | Part Number | +Color | **Available Bearings | | | | | | |
|------------|-------------|------------|----------------|-------------|--------|----------------------|-----------------|---------------|-------------------|------------------------|-----------------|-----------------|
| | | | | | | Plain Bore | Roller Bearings | Ball Bearings | | | Delrin Bearings | |
| | | | | | | | | Prec. Radial | *Prec. w/Top Hats | *S.S. Prec. w/Top Hats | 2 Piece Bearing | 1 Piece Bushing |
| 4 | 2 | 2-3/16 | 700 | MU40J+** | G, K | 84 | 02, 04, 09 | 60 | 63 | 72 | 56, 57 | 11, 12 |
| 5 | 2 | 2-3/16 | 1000 | MU50J+** | G, K | 84 | 02, 04, 09 | 60 | 63 | 72 | 56, 57 | 11, 12 |
| 6 | 2 | 2-3/16 | 1200 | MU60J+** | G, K | 84 | 02, 04, 09 | 60 | 63 | 72 | 56, 57 | 11, 12 |
| 8 | 2 | 2-3/16 | 1400 | MU80J+** | G, K | 84 | 02, 04, 09 | 60 | 63 | 72 | 56, 57 | 11, 12 |

Wheel Color



Bearing Size

| Brg # | 02 | 04 | 09 | 11 | 12 | 56 | 57 | 60 | 63 | 72 | 84 |
|----------|--------|--------|--------------|-------------|-------------|-------------|-------------|-----------|------------|----------|------------|
| Brg Type | Roller | Roller | Caged Roller | 1 Pc Delrin | 1 Pc Delrin | 2 Pc Delrin | 2 Pc Delrin | P.R. Ball | Prec. Ball | SS Prec. | Plain Bore |
| I.D. | 5/8 | 3/4 | 3/4 | 3/4 | 1/2 | 1/2 | 3/4 | 1/2 | 1/2 | 1/2 | 1-3/16 |

*Green on Black standard for precision bearings. 2-7/16 hub length with top hats.


MOLD-ON POLYURETHANE ON CAST IRON

- ◆ CHEMICALLY BONDED TO HEAVY CAST IRON CORE
- ◆ NON-MARKING, NON-STAINING, NON-CONDUCTIVE TREAD
- ◆ FLOOR PROTECTIVE
- ◆ RESISTS OIL, GREASE, WATER AND MOST SOLVENTS
- ◆ WHEELS START EASILY AND ROLL EFFORTLESSLY
- ◆ 90-95 SHORE (A) DUROMETER TREAD
- ◆ TEMPERATURE RANGE -45° TO 180°F



| Wheel Dia. | Tread Width | Hub Length | Wheel Cap(lbs) | Part Number | +Available Colors | **Available Bearings | | | |
|------------|-------------|------------|----------------|-------------|-------------------|----------------------|-----------------|-----------------------|-----------------|
| | | | | | | Plain Bore | Roller Bearings | Prec. Ball w/Top Hats | Delrin Bearings |
| 3-1/4 | 1-1/2 | 1-5/8 | 500 | PU34H+** | G | 84 | 01, 03 | -- | 56, 57 |
| | 2 | 2-3/16 | 600 | PU34J+** | G | 84 | 02, 04 | -- | 56, 57 |
| 4 | 1-1/2 | 1-5/8 | 600 | PU40H+** | G, V | 84 | 01, 03 | -- | 56, 57 |
| | 2 | 2-3/16 | 700 | PU40J+** | G, V | 84 | 02, 04 | -- | 56, 57 |
| | | 2-7/16 | 700 | PU40J+** | V | -- | -- | 63 | -- |
| 5 | 1-1/2 | 1-5/8 | 800 | PU50H+** | G, V | 84 | 01, 03 | -- | 56, 57 |
| | 2 | 2-3/16 | 1,200 | PU50J+** | G, V | 84 | 02, 04 | -- | 56, 57 |
| | | 2-7/16 | 1,200 | PU50J+** | V | -- | -- | 63 | -- |
| | 2-1/2 | 2-3/4 | 1,400 | PU50K+** | G | 85 | 23, 25 | -- | -- |
| | 3 | 3-1/4 | 1,600 | PU50L+** | G | 85 | 24, 26 | -- | -- |
| 6 | 1-1/2 | 1-3/16 | 800 | PU60H+** | G, V | 84 | 01, 03 | -- | 56, 57 |
| | | 2-3/16 | 1,200 | PU60J+** | G, V | 84 | 02, 04 | -- | 56, 57 |
| | 2 | 2-7/16 | 1,200 | PU60J+** | V | -- | -- | 63 | -- |
| | | 2-3/16 | 1,200 | PU60J+** | V | 87 | 07 | -- | -- |
| | 2-1/2 | 2-3/4 | 1,500 | PU60K+** | V | 84 | 06 | -- | -- |
| | | 2-3/4 | 1,600 | PU60K+** | G, V | 85 | 23, 25 | -- | -- |
| | 3 | 3-1/4 | 1,600 | PU60Q+** | G, V | 85 | 24, 26 | -- | -- |
| | | 3-1/4 | 2,000 | PU60L+** | G, V | 85 | 24, 26 | -- | -- |
| 8 | 2 | 2-3/16 | 1,400 | PU80J+** | G, V | 84 | 02, 04 | -- | 56, 57 |
| | | 2-7/16 | 1,400 | PU80J+** | V | -- | -- | 63 | -- |
| | | 2-1/4 | 1,400 | PU80J+** | V | 87 | 07 | -- | -- |
| | 2-1/2 | 2-3/4 | 1,600 | PU80K+** | V | 84 | 06 | -- | -- |
| | | 2-3/4 | 2,000 | PU80K+** | G, V | 85 | 23, 25 | -- | -- |
| | 3 | 3-1/4 | 2,000 | PU80Q+** | G, V | 85 | 24, 26 | -- | -- |
| | | 3-1/4 | 2,500 | PU80L+** | G, V | 85 | 24, 26 | -- | -- |
| | 4 | 3-9/16 | 2,500 | PU60L+** | G | -- | -- | 65 | -- |
| | | 4-1/4 | 3,800 | PU80N+** | G, V | 86 | 31, 33 | -- | -- |
| | 10 | 2-1/2 | 2-3/4 | 1,600 | PU10K+** | V | 84 | 06 | -- |
| 2-3/4 | | | 2,200 | PU10K+** | G, V | 85 | 23, 25 | -- | -- |
| 3-1/4 | | | 2,200 | PU10Q+** | G, V | 85 | 24, 26 | -- | -- |
| 3 | | 3-1/4 | 3,000 | PU10L+** | G, V | 85 | 24, 26 | -- | -- |
| | | 3-9/16 | 3,000 | PU10L+** | G | -- | -- | 65 | -- |
| 12 | 2-1/2 | 2-3/4 | 2,500 | PU12K+** | G, V | 85 | 23, 25 | -- | -- |
| | | 3-1/4 | 2,500 | PU12Q+** | G, V | 85 | 24, 26 | -- | -- |
| | 3 | 3-1/4 | 3,500 | PU12L+** | G, V | 85 | 24, 26 | -- | -- |
| | | 3-9/16 | 3,500 | PU12L+** | G | -- | -- | 65 | -- |
| 16 | 3 | 3-1/4 | 4,400 | PU16L+** | G, V | 85 | 24, 26 | -- | -- |

Wheel Color



Bearing Size

| Brg # | 01 | 02 | 03 | 04 | 05 | 06 | 07 | 23 | 24 | 25 | 26 | 31 |
|----------|--------|--------|--------|--------|---------------|---------------|------------|------------|------------|------------|------------|------------|
| Brg Type | Roller | Roller | Roller | Roller | Roller | Roller | Roller | Roller | Roller | Roller | Roller | Roller |
| I.D. | 5/8 | 5/8 | 3/4 | 3/4 | 3/4 | 3/4 | 3/4 | 1 | 1 | 1-1/4 | 1-1/4 | 1-1/4 |
| Brg # | 33 | 35 | 56 | 57 | 63 | 65 | 63 | 65 | 84 | 85 | 86 | 87 |
| Brg Type | Roller | Roller | Delrin | Delrin | Prec. w/ T.H. | Prec. w/ T.H. | Prec. Ball | Prec. Ball | Plain Bore | Plain Bore | Plain Bore | Plain Bore |
| I.D. | 1-1/2 | 1 | 1/2 | 3/4 | 1/2 | 3/4 | 3/4 | 1 | 1-3/16 | 1-15/16 | 2-7/16 | 1-7/16 |

EZ ROLLING CROWNED POLYURETHANE ON HEAVY DUTY CAST IRON



- ◆ CROWN TREAD REDUCES ROLLING RESISTANCE
- ◆ CHEMICALLY BONDED TO HEAVY DUTY CAST IRON CORE
- ◆ NON-MARKING
- ◆ THICKER POLYURETHANE THAN STANDARD FLAT TREAD WHEELS
- ◆ LARGE HUB DIAMETER ACCOMMODATES TAPERED OR OPTIONAL PRECISION BEARINGS
- ◆ 90-95 SHORE (A) DUROMETER
- ◆ TEMPERATURE RANGE -45° TO 180°F

| Wheel Dia. | Tread Width | Hub Length | Load Cap(lbs) | Part Number | **Available Bearings | | | |
|------------|-------------|------------|---------------|-------------|----------------------|-----------------|-------------------------|------------------|
| | | | | | Plain Bore | Roller Bearings | Prec. w/ Steel Top Hats | Tapered Bearings |
| 4 | 1-1/2 | 1-5/8 | 600 | SW40HU** | 84 | 01, 03 | -- | -- |
| | 2 | 2-3/16 | 700 | SW40JU** | 84 | 02, 04 | -- | -- |
| 5 | 1-1/2 | 1-5/8 | 750 | SW50HU** | 84 | 01, 03 | -- | -- |
| | 2 | 2-3/16 | 1,050 | SW50JU** | 84 | 02, 04 | -- | -- |
| 6 | 1-1/2 | 1-5/8 | 850 | SW60HU** | 84 | 01, 03 | -- | -- |
| | 2 | 2-3/16 | 1,300 | SW60JU** | 84 | 02, 04 | -- | 70 |
| | 2 | 2-7/16 | 1,300 | SW60JU** | -- | -- | 63 | -- |
| | 2-1/2 | 2-3/4 | 1,700 | SW60KU** | 85 | 23, 25 | -- | 70 |
| | | 3-1/4 | 1,700 | SW60QU** | 85 | 24, 26 | -- | -- |
| | 3 | 3-1/4 | 2,200 | SW60LU** | 85 | 24, 26 | -- | 70, 71 |
| 8 | 2 | 2-3/16 | 1,500 | SW80JU** | 84 | 02, 04 | -- | 70 |
| | 2-1/2 | 2-3/4 | 2,000 | SW80KU** | 85 | 23, 25 | -- | 70 |
| | | 3-1/4 | 2,000 | SW80QU** | 85 | 24, 26 | -- | -- |
| | 3 | 3-1/4 | 2,500 | SW80LU** | 85 | 24, 26 | -- | 70, 71 |
| 10 | 2-1/2 | 2-3/4 | 2,400 | SW10KU** | 85 | 23, 25 | -- | 70 |
| | | 3-1/4 | 2,400 | SW10QU** | 85 | 24, 26 | -- | 70 |
| | 3 | 3-1/4 | 3,000 | SW10LU** | 85 | 24, 26 | -- | 70, 71 |
| 12 | 2-1/2 | 2-3/4 | 2,700 | SW12KU** | 85 | 23, 25 | -- | 70 |
| | | 3-1/4 | 2,700 | SW12QU** | 85 | 24, 25 | -- | 70 |
| | 3 | 3-1/4 | 3,500 | SW12LU** | 85 | 24, 26 | -- | 70, 71 |

Wheel Color

| |
|---------------|
| U |
| Blue on Black |

Bearing Size

| Brg # | 01 | 02 | 03 | 04 | 23 | 24 | 25 | 26 | 63 | 70 | 71 | 84 | 85 |
|----------|--------|--------|--------|--------|--------|--------|--------|--------|---------------|---------|---------|------------|------------|
| Brg Type | Roller | Roller | Roller | Roller | Roller | Roller | Roller | Roller | Prec. w/ T.H. | Tapered | Tapered | Plain Bore | Plain Bore |
| I.D. | 5/8 | 5/8 | 3/4 | 3/4 | 1 | 1 | 1-1/4 | 1-1/4 | 1/2 | 3/4 | 1 | 1-3/16 | 1-15/16 |

HEAVY DUTY POLYURETHANE ON CAST IRON

- ◆ 3/4" THICK POLYURETHANE TREAD
- ◆ CHEMICALLY BONDED TO HEAVY DUTY CAST IRON CORE
- ◆ SOLID WEB CENTER WHEEL
- ◆ STRAIGHT ROLLER & TAPERED ROLLER BEARING STANDARD
- ◆ 62-65 SHORE (D) DUROMETER



| Wheel Dia. | Tread Width | Hub Length | Weight Cap(lbs) | Part Number | **Available Bearings | | | | |
|------------|-------------|------------|-----------------|-------------|----------------------|-----------------|-------------------------|-----------------------|------------------|
| | | | | | Plain Bore | Roller Bearings | Prec. w/ Steel Top Hats | Precision Radial Ball | Tapered Bearings |
| 6 | 3 | 3-1/4 | 3,000 | EX60LG** | 85 | 24, 26 | 65, 67 | 69 | 70, 71 |
| 8 | 3 | 3-1/4 | 3,500 | EX80LG** | 85 | 24, 26 | 65, 67 | 69 | 70, 71 |
| | 4 | 4-1/4 | 4,000 | EX80NG** | 86 | 31, 33 | 68 | -- | 71, 74 |
| 10 | 3 | 3-1/4 | 4,000 | EX10LG** | 85 | 24, 26 | 65, 67 | 69 | 70, 71 |
| | 4 | 4-1/4 | 5,000 | EX10NG** | 86 | 31, 33 | 68 | -- | 71, 74 |
| 12 | 3 | 3-1/4 | 4,000 | EX12LG** | 85 | 24, 26 | 65, 67 | 69 | 70, 71 |
| | 4 | 4-1/4 | 5,800 | EX12NG** | 86 | 31, 33 | 68 | -- | 71, 74 |

Wheel Color

(**) Bearing Size

| |
|----------------|
| G |
| Green on Black |

| Brg # | 24 | 26 | 31 | 33 | 65 | 67 | 68 | 69 | 70 | 71 | 74 | 85 | 86 |
|----------|--------|--------|--------|--------|---------------|---------------|------------|-----------------------|---------|---------|---------|------------|------------|
| Brg Type | Roller | Roller | Roller | Roller | Prec. w/ T.H. | Prec. w/ T.H. | Prec. Ball | Precision Radial Ball | Tapered | Tapered | Tapered | Plain Bore | Plain Bore |
| I.D. | 1 | 1-1/4 | 1-1/4 | 1-1/2 | 3/4 | 1 | 3/4 | 3/4 | 3/4 | 1 | 1-1/4 | 1-15/16 | 2-7/16 |



POLYURETHANE ON ALUMINUM

- ◆ CHEMICALLY BONDED TO A LIGHTWEIGHT ALUMINUM CORE
- ◆ NON-MARKING, NON-STAINING
- ◆ NON-CONDUCTIVE TREAD
- ◆ FLOOR PROTECTIVE
- ◆ RESISTS OIL, GREASE, WATER, AND MOST SOLVENTS
- ◆ WHEELS START EASILY AND ROLL EFFORTLESSLY
- ◆ 90-95 SHORE (A) DUROMETER TREAD
- ◆ TEMPERATURE RANGE -45° TO 180°F

| Wheel Diameter | Tread Width | Hub Length | Load Cap(lbs) | Part Number | +Available Colors | **Available Bearings | | | | |
|----------------|-------------|------------|---------------|-------------|-------------------|----------------------|----------------|--------------|-----------------|-----------------|
| | | | | | | Plain Bore | Roller Bearing | Ball Bearing | Delrin Bearings | |
| | | | | | | | | | 2 Piece Bearing | 1 Piece Bushing |
| 3 | 1-1/4 | 1-9/16 | 380 | PA30G+** | L | -- | -- | 43 | -- | -- |
| 3-1/2 | 1-1/4 | 1-9/16 | 400 | PA35G+** | L | -- | -- | 43 | -- | -- |
| | 1-1/4 | 1-9/16 | 420 | PA40G+** | L | -- | -- | 43 | -- | -- |
| 4 | 1-1/2 | 1-5/8 | 700 | PA40H+** | N, R | 84 | 01, 03 | -- | 56, 57 | 11, 12 |
| | 2 | 2-3/16 | 800 | PA40J+** | N, R | 84 | 02, 04, 09 | -- | 56, 57 | 11, 12 |
| 5 | 1-1/4 | 1-9/16 | 440 | PA50G+** | L | -- | -- | 43 | -- | -- |
| | 1-1/2 | 1-5/8 | 800 | PA50H+** | N, R | 84 | 01, 03 | -- | 56, 57 | 11, 12 |
| 5 | 2 | 2-3/16 | 900 | PA50J+** | N, R | 84 | 02, 04, 09 | -- | 56, 57 | 11, 12 |
| | 6 | 1-1/2 | 1-5/8 | 900 | PA60H+** | N, R | 84 | 01, 03 | -- | 56, 57 |
| 2 | | 2-3/16 | 1,200 | PA60J+** | N, R | 84 | 02, 04, 09 | -- | 56, 57 | 11, 12 |
| 8 | 2 | 2-3/16 | 1,500 | PA80J+** | N, R | 84 | 02, 04, 09 | -- | 56, 57 | 11, 12 |

Wheel Color

Bearing Size



| Brg # | 01 | 02 | 03 | 04 | 09 | 11 | 12 | 56 | 57 | 84 |
|----------|--------|--------|--------|--------|--------------|-------------|-------------|-------------|-------------|------------|
| Brg Type | Roller | Roller | Roller | Roller | Caged Roller | 1 pc Delrin | 1 pc Delrin | 2 pc Delrin | 2 pc Delrin | Plain Bore |
| I.D. | 5/8 | 5/8 | 3/4 | 3/4 | 3/4 | 3/4 | 1/2 | 1/2 | 3/4 | 1-3/16 |

SOLID POLYURETHANE



- ◆ MEETS FDA REQUIREMENTS FOR USE IN FOOD PROCESSING ENVIRONMENTS
- ◆ 100% WASHABLE
- ◆ ONE PIECE MOLDED DESIGN ELIMINATES BONDING FAILURES
- ◆ HIGH IMPACT AND ABRASION RESISTANT
- ◆ NON MARKING, FLOOR PROTECTIVE
- ◆ 60 SHORE (D) DUROMETER
- ◆ TEMPERATURE RANGE -50° TO 180°F

| Wheel Dia. | Tread Width | Hub Length | Load Cap(lbs) | Part Number | **Available Bearings | | | | |
|------------|-------------|------------|---------------|-------------|----------------------|-----------------|---------------|-----------------|-----------------|
| | | | | | Plain Bore | Roller Bearings | Ball Bearings | Delrin Bearings | |
| | | | | | | | | 2 Piece Bearing | 1 Piece Bushing |
| 3 | 1-1/4 | 1-9/16 | 300 | SU30GL** | 83 | -- | -- | -- | -- |
| | 1-1/4 | 1-9/16 | 400 | SU40GL** | 83 | -- | -- | -- | -- |
| 4 | 2 | 2-3/16 | 700 | SU40JL** | 84 | 05, 09 | -- | 56, 57 | 11, 12 |
| | | 2-7/16 | 700 | SU40JL** | -- | -- | 60 | -- | -- |
| 5 | 1-1/4 | 1-9/16 | 700 | SU50GL** | 83 | -- | -- | -- | -- |
| | | 2-3/16 | 800 | SU50JL** | 84 | 05, 09 | -- | 56, 57 | 11, 12 |
| | 2 | 2-7/16 | 800 | SU50JL** | -- | -- | 60 | -- | -- |
| 6 | 2 | 2-3/16 | 900 | SU60JL** | 84 | 05, 09 | -- | 56, 57 | 11, 12 |
| | | 2-7/16 | 900 | SU60JL** | -- | -- | 60 | -- | -- |
| 8 | 2 | 2-3/16 | 1,000 | SU80JL** | 84 | 05, 09 | -- | 56, 57 | 11, 12 |
| | | 2-7/16 | 1,000 | SU80JL** | -- | -- | 60 | -- | -- |

Wheel Color

| |
|------|
| L |
| Blue |

Bearing Size

| Brg # | 09 | 05 | 11 | 12 | 56 | 57 | 60 | 83 | 84 |
|----------|--------------|-------------|-------------|-------------|-------------|-------------|-----------------------|------------|------------|
| Brg Type | Caged Roller | S.S. Roller | 1 pc Delrin | 1 pc Delrin | 2 pc Delrin | 2 pc Delrin | Precision Radial Ball | Plain Bore | Plain Bore |
| I.D. | 3/4 | 3/4 | 3/4 | 1/2 | 1/2 | 3/4 | 1/2 | 1/2 | 1-3/16 |

HEAVY DUTY SOLID POLYURETHANE



- ◆ MEETS FDA REQUIREMENTS FOR USE IN FOOD PROCESSING ENVIRONMENTS
- ◆ 100% WASHABLE
- ◆ ONE PIECE MOLDED DESIGN ELIMINATES BONDING FAILURES
- ◆ HIGH IMPACT AND ABRASION RESISTANT
- ◆ NON MARKING, FLOOR PROTECTIVE
- ◆ 70 SHORE (D) DUROMETER
- ◆ FOR USE IN TEMPERATURE RANGES FROM -45° TO 180°F
- ◆ CROWNED TREAD AND STANDARD PRECISION BEARING REQUIRES LESS EFFORT TO PUSH, PULL AND TURN EQUIPMENT

| Wheel Dia. | Tread Width | Hub Length | Load Cap(lbs) | Part Number | **Available Bearings | |
|------------|-------------|------------|---------------|-------------|---------------------------|----------------------------------|
| | | | | | Prec. Ball w/Stl Top Hats | Stainless Prec. w/Nylon Top Hats |
| 4 | 2 | 2-7/16 | 900 | HU40JI** | 63 | 72 |
| 5 | 2 | 2-7/16 | 1,300 | HU50JI** | 63 | 72 |
| 6 | 2 | 2-7/16 | 1,500 | HU60JI** | 63 | 72 |
| | 2-1/2 | 3-1/16 | 2,000 | HU60KI** | 65 | 72 |
| 8 | 2 | 2-7/16 | 1,700 | HU80JI** | 63 | 72 |
| | 2-1/2 | 3-1/16 | 2,300 | HU80KI** | 65 | 72 |

Wheel Color

| |
|------|
| I |
| Grey |

Bearing Size

| Brg # | 63 | 65 | 72 |
|----------|------------|------------|----------------------|
| Brg Type | Prec. Ball | Prec. Ball | Stainless Prec. Ball |
| I.D. | 1/2 | 3/4 | 1/2 |

POLYOLEFIN WHEELS


- ◆ ECONOMICAL AND LIGHT WEIGHT INJECTION MOLDED WHEEL
- ◆ HIGH SHOCK/IMPACT RESISTANCE
- ◆ HIGHLY RESISTANT TO CHEMICALS AND SOLVENTS
- ◆ NON-MARKING, FLOOR PROTECTIVE
- ◆ ABRASION RESISTANCE
- ◆ HIGHLY VERSATILE WHEEL
- ◆ DUROMETER 65-70 SHORE (D)
- ◆ TEMPERATURE RANGE -45° TO 180°F



| Wheel Dia. | Tread Width | Hub Length | Load Cap(lbs) | Part Number | +Available Color | **Available Bearings | | | | |
|------------|-------------|------------|---------------|-------------|------------------|----------------------|-----------------|-------------------------|-----------------|-----------------|
| | | | | | | Plain Bore | Roller Bearings | Precision Ball Bearings | Delrin Bearings | |
| | | | | | | | | | 2 Piece Bearing | 1 Piece Bushing |
| 2 | 7/8 | 15/16 | 100 | PO20BB** | | 80 | -- | -- | -- | -- |
| | 1-13/16 | 1-27/32 | 250 | PO20IB** | | 81 | -- | -- | -- | -- |
| 2-1/2 | 1-1/8 | 1-11/32 | 175 | PO25CB** | | 81 | -- | -- | -- | -- |
| | 1-1/4 | 1-9/16 | 200 | PO25GB** | | 82 | -- | -- | -- | -- |
| | 1-3/4 | 1-7/8 | 350 | PO25EB** | | 82 | -- | -- | -- | -- |
| | 1-13/16 | 1-15/16 | | PO25IB** | | 82, 84 | 36 | -- | -- | -- |
| | 1 | 1-1/8 | 175 | PO30DB** | | 81 | -- | -- | -- | -- |
| 3 | 1-1/4 | 1-9/16 | 250 | PO30G+** | B, J, Z | 82 | -- | -- | -- | -- |
| | | 1-9/16 | 250 | PO30G+** | J, Z | 83 | -- | -- | -- | -- |
| | 1-9/16 | 350 | HP30GB** | | 82 | -- | -- | -- | -- | |
| | 1-13/16 | 1-15/16 | 500 | PO30IB** | | 83, 84 | 36 | 62 | -- | -- |
| 3-1/2 | 1-1/4 | 1-9/16 | 300 | PO35G+** | B, J, Z | 82 | -- | -- | -- | -- |
| 4 | 1 | 1-1/8 | 220 | PO40DB** | | 81 | -- | -- | -- | -- |
| | 1-1/4 | 1-9/16 | 300 | PO40G+** | B, J, Z | 82 | -- | -- | -- | -- |
| | | 1-9/16 | 300 | PO40G+** | J, Z | 83 | -- | -- | -- | -- |
| | | 1-9/16 | 300 | HP40GB** | | 82 | -- | -- | -- | -- |
| | 1-1/2 | 1-5/8 | 400 | PO40HB** | | 84 | 01, 03 | -- | 56, 57 | 11, 12 |
| | 2 | 2-3/16 | 700 | PO40JB** | | 84, 88 | 02, 04 | -- | 56, 57 | 11, 12 |
| | | 2-7/16 | 700 | PO40JB** | | -- | -- | 60 | -- | -- |
| 5 | 1 | 1-1/8 | 230 | PO50DB** | | 81 | -- | -- | -- | -- |
| | 1-1/4 | 1-9/16 | 300 | PO50G+** | B, J, Z | 82 | -- | -- | -- | -- |
| | | 1-9/16 | 300 | PO50G+** | J, Z | 83 | -- | -- | -- | -- |
| | | 1-9/16 | 325 | HP50GB** | | 82 | -- | -- | -- | -- |
| | 1-1/2 | 1-5/8 | 450 | PO50HB** | | 84 | 01, 03 | -- | 56, 57 | 11, 12 |
| | 2 | 2-3/16 | 900 | PO50JB** | | 84, 88 | 02, 04 | -- | 56, 57 | 11, 12 |
| 2-7/16 | | 900 | PO50JB** | | -- | -- | 60 | -- | -- | |
| 6 | 1-1/2 | 1-5/8 | 500 | PO60HB** | | 84 | 01, 03 | -- | 56, 57 | 11, 12 |
| | 2 | 2-3/16 | 1000 | PO60JB** | | 84, 88 | 02, 04 | -- | 56, 57 | 11, 12 |
| | | 2-7/16 | 1000 | PO60JB** | | -- | -- | 60 | -- | -- |
| 8 | 2 | 2-3/16 | 1200 | PO80JB** | | 84, 88 | 02, 04 | -- | 56, 57 | 11, 12 |
| | | 2-7/16 | 1200 | PO80JB** | | -- | -- | 60 | -- | -- |

Bearing Size

| Brg # | 01 | 02 | 03 | 04 | 11 | 12 | 56 | 57 | 60 | 62 | 80 | 81 | 82 | 83 | 84 | 88 |
|----------|--------|--------|--------|--------|-------------|-------------|-------------|-------------|-------------------|------------|------------|------------|------------|------------|------------|------------|
| Brg Type | Roller | Roller | Roller | Roller | 1 Pc Delrin | 1 Pc Delrin | 2 Pc Delrin | 2 Pc Delrin | Prec. Radial Ball | Prec. Ball | Plain Bore | Plain Bore | Plain Bore | Plain Bore | Plain Bore | Plain Bore |
| I.D. | 5/8 | 5/8 | 3/4 | 3/4 | 3/4 | 1/2 | 1/2 | 3/4 | 1/2 | 3/8 | 1/4 | 5/16 | 3/8 | 1/2 | 1-3/16 | 1/2 |



GLASS-FILLED NYLON

- ◆ 85 (+/- 5) SHORE (D) DUROMETER
- ◆ RESILIENT MATERIAL RESISTS HARD IMPACTS
- ◆ IMPERVIOUS TO MOST CHEMICALS, SOLVENTS, OIL, SALT, MOISTURE AND CLEANING SOLUTIONS
- ◆ NON-MARKING AND EASY ROLLING
- ◆ DUROMETER 85 (±5) SHORE D
- ◆ OPERATING TEMPERATURE RANGE -45° TO 180°F



| Wheel Dia. | Tread Width | Hub Length | Load Cap(lbs) | Part Number | **Available Bearings | | | | | |
|------------|-------------|------------|---------------|-------------|----------------------|-----------------|-----------------------|-------------------------|-----------------|-----------------|
| | | | | | Plain Bore | Roller Bearings | Precision Bearings | | Delrin Bearings | |
| | | | | | | | Precision Radial Ball | Precision Ball Bearings | 2 Piece Bearing | 1 Piece Bushing |
| 3 | 1-13/16 | 1-7/8 | 1,200 | MA30IB** | 82, 83, 84 | 36 | -- | -- | 56, 57 | 11, 12 |
| | | 2-3/16 | 1,200 | MA30IB** | -- | -- | -- | 62, 63 | -- | -- |
| 4 | 2 | 2-3/16 | 800 | MA40JB** | 84 | 02, 04 | -- | -- | 56, 57 | 11, 12 |
| | | 2-7/16 | 800 | MA40JB** | -- | -- | 60 | 63, 72 | -- | -- |
| 5 | 2 | 2-3/16 | 1,000 | MA50JB** | 84 | 02, 04 | -- | -- | 56, 57 | 11, 12 |
| | | 2-7/16 | 1,000 | MA50JB** | -- | -- | 60 | 63, 72 | -- | -- |
| 6 | 2 | 2-3/16 | 1,200 | MA60JB** | 84 | 02, 04 | -- | -- | 56, 57 | 11, 12 |
| | | 2-7/16 | 1,200 | MA60JB** | -- | -- | 60 | 63, 72 | -- | -- |
| 8 | 2 | 2-3/16 | 1,400 | MA80JB** | 84 | 02, 04 | -- | -- | 56, 57 | 11, 12 |
| | | 2-7/16 | 1,400 | MA80JB** | -- | -- | 60 | 63, 72 | -- | -- |

Wheel Color

| |
|-------|
| B |
| Black |

Bearing Size

| Brg # | 02 | 04 | 11 | 12 | 36 | 56 | 57 | 60 | 63 | 72 | 84 | 88 |
|----------|--------|--------|-------------|-------------|--------|-------------|-------------|-------------------|----------------------------|---------------------------------|------------|------------|
| Brg Type | Roller | Roller | 1 Pc Delrin | 1 Pc Delrin | Roller | 2 Pc Delrin | 2 Pc Delrin | Prec. Radial Ball | Precision Ball w/ Top Hats | Stainless Precision w/ Top Hats | Plain Bore | Plain Bore |
| I.D. | 5/8 | 3/4 | 3/4 | 1/2 | 3/4 | 1/2 | 3/4 | 1/2 | 1/2 | 1/2 | 1-3/16 | 3/4 |

GLASS-FILLED NYLON V-GROOVE

- ◆ FOR USE ON INVERTED STEEL ANGLE TRACK
- ◆ WEATHER RESISTANT, EXCELLENT FOR OUTDOOR USE
- ◆ ZERO MAINTENANCE
- ◆ DUROMETER 85 (±5) SHORE D
- ◆ OPERATING TEMPERATURE RANGE -45° TO 180°F



| Wheel Dia. | Tread Width | Hub Length | Load Cap(lbs) | Part Number | **Available Bearings | | | | |
|------------|-------------|------------|---------------|-------------|----------------------|-----------------|--------------------------------|-----------------|-----------------|
| | | | | | Plain Bore | Roller Bearings | Precision Radial Ball Bearings | Delrin Bearings | |
| | | | | | | | | 2 Piece Bearing | 1 Piece Bushing |
| 4 | 1-1/2 | 1-5/8 | 600 | MV40HT** | 84 | 01, 03 | -- | 56, 57 | 11, 12 |
| | | 2-3/16 | 800 | MV40JT** | 84 | 02, 04 | -- | 56, 57 | 11, 12 |
| | 2 | 2-7/16 | 800 | MV40JT** | -- | -- | 60 | -- | -- |

Groove Width

| |
|-----|
| T |
| 7/8 |

Bearing Size

| Brg # | 01 | 02 | 03 | 04 | 11 | 12 | 56 | 57 | 60 | 84 |
|----------|--------|--------|--------|--------|-------------|-------------|-------------|-------------|-----------|------------|
| Brg Type | Roller | Roller | Roller | Roller | 1 Pc Delrin | 1 Pc Delrin | 2 Pc Delrin | 2 Pc Delrin | P.R. Ball | Plain Bore |
| I.D. | 5/8 | 5/8 | 3/4 | 3/4 | 3/4 | 1/2 | 1/2 | 3/4 | 1/2 | 1-3/16 |

PHENOLIC



- ◆ PHENOLIC RESIN COMBINED WITH MACERATED CANVAS
- ◆ EXCELLENT FLOOR PROTECTION
- ◆ RESISTANT TO OIL AND GREASE, NON-METALLIC, SPARK PROOF
- ◆ EASY ROLLING, QUIETER THAN STEEL WHEELS
- ◆ 90 SHORE (D) DUROMETER
- ◆ OPERATING TEMPERATURE RANGE -50° TO 250°F (CONTINUOUS)
- ◆ LAMINATED PHENOLIC WHEELS AVAILABLE
- ◆ ZERK FITTINGS NON STANDARD - AVAILABLE AT ADDITIONAL COST

| Wheel Dia. | Tread Width | Hub Length | Load Cap(lbs) | Part Number | **Available Bearings | | | |
|------------|-------------|------------|---------------|-------------|----------------------|-----------------|-----------------|-----------------|
| | | | | | Plain Bore | Roller Bearings | Delrin Bearings | |
| | | | | | | | 2 Piece Bearing | 1 Piece Bushing |
| 3 | 1-1/4 | 1-3/8 | 500 | PH30GB** | 83 | -- | -- | -- |
| | 1-1/2 | 1-5/8 | 600 | PH30HB** | 83, 84 | 01, 03 | 56, 57 | 11, 12 |
| | 1-13/16 | 1-7/8 | 800 | PH30IB** | 83, 84 | 36 | 56, 57 | 11, 12 |
| 3-1/4 | 1-1/2 | 1-5/8 | 600 | PH34HB** | 84 | 01, 03 | 56, 57 | 11, 12 |
| | 2 | 2-3/16 | 700 | PH34JB** | 84 | 02, 04 | 56, 57 | 11, 12 |
| 4 | 1-1/4 | 1-3/8 | 600 | PH40GB** | 83 | -- | -- | -- |
| | 1-1/2 | 1-5/8 | 600 | PH40HB** | 83, 84 | 01, 03 | 56, 57 | 11, 12 |
| | 2 | 2-3/16 | 800 | PH40JB** | 84, 88 | 02, 04 | 56, 57 | 11, 12 |
| | 2 | 2-3/16 | 1000 | PH40JS** | 84 | 02, 04 | -- | -- |
| 5 | 1-1/4 | 1-3/8 | 600 | PH50GB** | 83 | -- | -- | -- |
| | 1-1/2 | 1-5/8 | 600 | PH50HB** | 83, 84 | 01, 03 | 56, 57 | 11, 12 |
| | 2 | 2-3/16 | 1,000 | PH50JB** | 84, 88 | 02, 04 | 56, 57 | 11, 12 |
| | 2 | 2-3/16 | 1,200 | PH50JS** | 84 | 02, 04 | -- | -- |
| 6 | 1-1/2 | 1-5/8 | 800 | PH60HB** | 84 | 01, 03 | 56, 57 | 11, 12 |
| | 2 | 2-3/16 | 1,200 | PH60JB** | 84, 88 | 02, 04 | 56, 57 | 11, 12 |
| | 2 | 2-3/16 | 1,500 | PH60JS** | 84 | 02, 04 | -- | -- |
| | 2-1/2 | 2-3/4 | 1,400 | PH60KB** | 84 | 06 | -- | -- |
| | | 2-3/4 | 1,600 | PH60KB** | 85 | 23, 25 | -- | -- |
| | 3-1/4 | 1,600 | PH60QB** | 85 | 24, 26 | 58 | -- | |
| 3 | 3-1/4 | 2,000 | PH60LB** | 85 | 24, 26 | 58 | -- | |
| 8 | 2 | 2-3/16 | 1,200 | PH80JB** | 84, 88 | 02, 04 | 56, 57 | 11, 12 |
| | 2-1/2 | 2-3/4 | 1,800 | PH80KB** | 84 | 06 | -- | -- |
| | | 2-3/4 | 2,000 | PH80KB** | 85 | 23, 25 | -- | -- |
| | | 3-1/4 | 2,000 | PH80QB** | 85 | 24, 26 | 58 | -- |
| 3 | 3-1/4 | 2,500 | PH80LB** | 85 | 24, 26 | 58 | -- | |
| 10 | 2-1/2 | 2-3/4 | 2,200 | PH10KB** | 84 | 06 | -- | -- |
| | | 2-3/4 | 2,500 | PH10KB** | 85 | 23, 25 | -- | -- |
| | | 3-1/4 | 2,500 | PH10QB** | 85 | 24, 26 | 58 | -- |
| | 3 | 3-1/4 | 2,900 | PH10LB** | 85 | 24, 26 | 58 | -- |
| 12 | 2-1/2 | 2-3/4 | 3,000 | PH12KB** | 85 | 23, 25 | -- | -- |
| | | 3-1/4 | 3,000 | PH12QB** | 85 | 24, 26 | 58 | -- |
| | 3 | 3-1/4 | 3,500 | PH12LB** | 85 | 24, 26 | 58 | -- |
| | 3-1/2 | 4-1/4 | 4,000 | PH12MB** | 86 | 31, 33 | -- | -- |
| 16 | 4 | 4 | 6,500 | PH12NB** | 86 | 39 | -- | -- |
| | 3 | 4-1/4 | 4,000 | PH16LB** | 86 | 31, 33 | 58 | -- |
| 18 | 4 | 5-1/4 | 8,000 | PH16NB** | 86 | 32, 34 | -- | -- |
| | 3 | 3-1/4 | 3,500 | PH18LB** | 85 | 24, 26 | 58 | -- |

Bearing Size

| Brg # | 01 | 02 | 03 | 04 | 06 | 23 | 24 | 25 | 26 | 31 |
|----------|--------|--------|-------------|-------------|-------------|------------|------------|------------|------------|------------|
| Brg Type | Roller | Roller | Roller | Roller | Roller | Roller | Roller | Roller | Roller | Roller |
| I.D. | 5/8 | 5/8 | 3/4 | 3/4 | 3/4 | 1 | 1 | 1-1/4 | 1-1/4 | 1-1/4 |
| Brg # | 33 | 34 | 56 | 57 | 58 | 83 | 84 | 85 | 86 | 88 |
| Brg Type | Roller | Roller | 2 Pc Delrin | 2 Pc Delrin | 2 Pc Delrin | Plain Bore | Plain Bore | Plain Bore | Plain Bore | Plain Bore |
| I.D. | 1-1/2 | 1-1/2 | 1/2 | 3/4 | 1 | 1/2 | 1-3/16 | 1-15/16 | 2-7/16 | 3/4 |

Wheel Color

| B | S | Z (Special Only) |
|-------|----------------------|-------------------------|
| Black | Black Straight Sided | Black w/ installed zerk |

HIGH TEMP GLASS-FILLED NYLON

- ◆ OPERATING TEMPERATURE -45° UP TO 490°F CONTINUOUS, 550°F INTERMITTENT.
- ◆ 85 (± 5) SHORE (D) DUROMETER
- ◆ RESILIENT MATERIAL RESISTS HARD IMPACTS
- ◆ HIGHLY RESISTANT TO WATER, COOKING OILS, FATS, PETROLEUM BASED PRODUCTS, COMMON CLEANING SOLUTIONS, SOLVENTS, AND ACID
- ◆ EASY ROLLING RIDE THAT OUTLASTS AND OUTPERFORMS OTHER WHEELS IN HIGH TEMPERATURE APPLICATIONS
- ◆ OPTIMAL USE IN **MOIST HEAT** APPLICATIONS
EX: BAKING OVENS
- ◆ **AUTOCLAVABLE**



| Wheel Dia. | Tread Width | Hub Length | Load Cap(lbs) | Part Number | + Color | **Available Bearings | |
|------------|-------------|------------|---------------|-------------|---------|----------------------|-----------------|
| | | | | | | Plain Bore | Roller Bearings |
| 3 | 1-1/2 | 1-5/8 | 600 | GN30H+** | Q, B | 83, 90 | -- |
| 3-1/2 | 1-1/4 | 1-3/8 | 500 | GN35G+** | Q, B | 83, 97, 98, 99 | 96 |
| 4 | 1-1/4 | 1-3/8 | 600 | GN40G+** | Q, B | 83, 97, 98, 99 | 96 |
| | 1-1/2 | 1-5/8 | 600 | GN40H+** | Q, B | 83, 84, 88, 90 | 03 |
| 5 | 2 | 2-3/16 | 800 | GN40J+** | Q, B | 84, 88 | 04 |
| | 1-1/4 | 1-3/8 | 700 | GN50G+** | Q, B | 83, 97, 98, 99 | 96 |
| | 1-1/2 | 1-5/8 | 800 | GN50H+** | Q, B | 83, 84, 90 | 03 |
| 6 | 2 | 2-3/16 | 1,000 | GN50J+** | Q, B | 84, 88 | 04 |
| | 2 | 2-3/16 | 1,200 | GN60J+** | Q, B | 84, 88 | 04 |
| 8 | 2 | 2-3/16 | 1,400 | GN80J+** | Q, B | 84, 88 | 04 |

Wheel Color

| Q | B |
|-------|-------------------------------|
| Brown | Black (Special Order Only) |

Bearing Size

| Brg # | 03 | 04 | 83 | 84 | 88 | 90 | 96 | 97 | 98 | 99 |
|----------|--------|--------|------------|------------|------------|------------------|-------------------|---------------------------|------------|-----------------|
| Brg Type | Roller | Roller | Plain Bore | Plain Bore | Plain Bore | Plain w/ Bushing | Roller w/ Top Hat | Stainless Top Hat Bushing | Plain Bore | Top Hat Bushing |
| I.D. | 3/4 | 3/4 | 1/2 | 1-3/16 | 3/4 | 3/8 | 3/8 | 3/8 | 1-1/8 | 3/8 |



HIGH TEMP PHENOLIC



- ◆ OPERATING TEMPERATURE -50° UP TO 475° F CONTINUOUS, 550° F INTERMITTENT
 - ◆ RESISTANT TO OIL AND GREASE
 - ◆ EASY ROLLING, QUIETER THAN STEEL WHEELS
 - ◆ OPTIMAL USE IN **DRY HEAT** APPLICATIONS
- EX: AUTOCLAVE

| Wheel Dia. | Tread Width | Hub Length | Load Cap(lbs) | Part Number | **Available Bearings | |
|------------|-------------|------------|---------------|-------------|----------------------|-----------------|
| | | | | | Plain Bore | Roller Bearings |
| 3 | 1-1/4 | 1-3/8 | 500 | HT30GQ** | 83 | -- |
| 3-1/4 | 1-1/2 | 1-5/8 | | HT34HQ** | 83, 84 | -- |
| 4 | 1-1/4 | 1-3/8 | 600 | HT40GQ** | 83 | -- |
| | 1-1/2 | 1-5/8 | | HT40HQ** | 83, 84 | 01, 03 |
| | 2 | 2-3/16 | 800 | HT40JQ** | 84 | 02, 04 |
| 5 | 1-1/4 | 1-3/8 | 600 | HT50GQ** | 83 | -- |
| | 2 | 2-3/16 | 1,000 | HT50JQ** | 84 | 02, 04 |
| 6 | 2 | 2-3/16 | 1,200 | HT60JQ** | 84 | 02, 04 |
| 8 | 2 | 2-3/16 | 1,400 | HT80JQ** | 84 | 02, 04 |

Wheel Color

| |
|-------|
| Q |
| Brown |

Bearing Size

| Brg # | 01 | 02 | 03 | 04 | 83 | 84 |
|----------|--------|--------|--------|--------|------------|------------|
| Brg Type | Roller | Roller | Roller | Roller | Plain Bore | Plain Bore |
| I.D. | 5/8 | 5/8 | 3/4 | 3/4 | 1/2 | 1-3/16 |

NYLON



- ◆ EXCELLENT WHEEL FOR WASHDOWN APPLICATIONS
- ◆ NON-MARKING WHITE NYLON
- ◆ HIGHLY RESISTANT TO CHEMICALS AND SOLVENTS
- ◆ DUROMETER 70-75 SHORE (D)
- ◆ TEMPERATURE RANGE -45° TO 200° F

| Wheel Dia. | Tread Width | Hub Length | Load Cap(lbs) | Part Number | **Available Bearings | | | | |
|------------|-------------|------------|---------------|-------------|----------------------|-----------------|-------------------------|-----------------|-----------------|
| | | | | | Plain Bore | Roller Bearings | Precision Ball Bearings | Delrin Bearings | |
| | | | | | | | | 2 Piece Bearing | 1 Piece Bushing |
| 3 | 1-1/4 | 1-9/16 | 300 | NY30GE** | 83 | -- | -- | -- | -- |
| 4 | 1-1/4 | 1-9/16 | 350 | NY40GE** | 83 | -- | -- | -- | -- |
| 5 | 1-1/4 | 1-9/16 | 500 | NY50GE** | 83 | -- | -- | -- | -- |
| | 2 | 2-3/16 | 1,000 | NY50JE** | 84 | 02, 04 | 60 | 56, 57 | 11, 12 |
| 6 | 2 | 2-3/16 | 1,200 | NY60JE** | 84 | 02, 04 | 60 | 56, 57 | 11, 12 |
| 8 | 2 | 2-3/16 | 1,300 | NY80JE** | 84 | 02, 04 | 60 | 56, 57 | 11, 12 |

Wheel Color

| |
|-------|
| E |
| White |

Bearing Size

| Brg # | 02 | 04 | 11 | 12 | 56 | 57 | 60 | 83 | 84 |
|----------|--------|--------|-------------|-------------|-------------|-------------|-----------|------------|------------|
| Brg Type | Roller | Roller | 1 Pc Delrin | 1 Pc Delrin | 2 Pc Delrin | 2 Pc Delrin | P.R. Ball | Plain Bore | Plain Bore |
| I.D. | 5/8 | 3/4 | 3/4 | 1/2 | 1/2 | 3/4 | 1/2 | 1/2 | 1-3/16 |

SEMI STEEL



- ◆ ECONOMICAL
- ◆ HIGH CAPACITY
- ◆ ABRASION RESISTANT
- ◆ MACHINED HUB LENGTH AND WHEEL FACE
- ◆ EFFORTLESS ROLLING UNDER HEAVY LOADS
- ◆ LONG WEARING
- ◆ TENSILE STRENGTH OF 30,000 PSI
- ◆ OPERATING TEMPERATURE RANGE -45° TO 600°F

| Wheel Dia. | Tread Width | Hub Length | Load Cap(lbs) | Part Number | **Available Bearings | |
|------------|-------------|------------|---------------|-------------|----------------------|-----------------|
| | | | | | Plain Bore | Roller Bearings |
| 2 | 15/16 | 1 | 200 | SS20DS** | 80 | -- |
| 2-1/2 | 15/16 | 1-3/8 | 250 | SS25DS** | 81 | -- |
| 3 | 1-1/4 | 1-9/16 | 300 | SS30GS** | 82, 83 | -- |
| 3-1/4 | 1-1/2 | 1-5/8 | 400 | SS34HS** | 84 | 01, 03 |
| | 2 | 2-3/16 | 700 | SS34JB** | 84 | 02, 04 |
| 4 | 1-1/4 | 1-1/2 | 300 | SS40GS** | 82, 83 | -- |
| | 1-1/4 | 1-13/16 | 550 | SS40RS** | 84 | -- |
| | 1-1/2 | 1-5/8 | 600 | SS40HS** | 84 | 01, 03 |
| | 2 | 2-3/16 | 700 | SS40JB** | 84 | 02, 04 |
| 5 | 1-1/4 | 1-9/16 | 350 | SS50GS** | 82, 83 | -- |
| | 1-1/2 | 1-5/8 | 600 | SS50HS** | 84 | 01, 03 |
| | 2 | 2-3/16 | 1,000 | SS50JB** | 84 | 02, 04 |
| 6 | 1-1/2 | 1-5/8 | 700 | SS60HS** | 84 | 01, 03 |
| | 2 | 2-3/16 | 1,200 | SS60JB** | 84 | 02, 04 |
| | 2-1/2 | 2-3/4 | 1,600 | SS60KS** | 84 | 06 |
| | | 2-3/4 | 1,800 | SS60KS** | 85 | 23, 25 |
| | | 3-1/4 | 1,800 | SS60QS** | 85 | 24, 26 |
| | 3 | 3-1/4 | 2,500 | SS60LS** | 85 | 24, 26 |
| 8 | 2 | 2-3/16 | 1,400 | SS80JB** | 84 | 02, 04 |
| | 2-1/2 | 2-3/4 | 1,600 | SS80KS** | 84 | 06 |
| | | 2-3/4 | 1,800 | SS80KS** | 85 | 23, 25 |
| | | 3-1/4 | 1,800 | SS80QS** | 85 | 24, 26 |
| | 3 | 3-1/4 | 2,500 | SS80LS** | 85 | 24, 26 |
| 10 | 2-1/2 | 2-3/4 | 1,700 | SS10KS** | 84 | 06 |
| | | 2-3/4 | 2,000 | SS10KS** | 85 | 23, 25 |
| | | 3-1/4 | 2,000 | SS10QS** | 85 | 24, 26 |
| | 3 | 3-1/4 | 2,500 | SS10LS** | 85 | 24, 26 |
| 12 | 2-1/2 | 2-3/4 | 2,000 | SS12KS** | 85 | 23, 25 |
| | | 3-1/4 | 2,000 | SS12QS** | 85 | 24, 26 |
| | 3 | 3-1/4 | 2,500 | SS12LS** | 85 | 24, 26 |

Bearing Size

| Brg # | 01 | 02 | 03 | 04 | 06 | 23 | 24 | 25 | 26 | 80 | 81 | 82 | 83 | 84 | 85 |
|----------|--------|--------|--------|--------|--------|--------|--------|--------|--------|------------|------------|------------|------------|------------|------------|
| Brg Type | Roller | Roller | Roller | Roller | Roller | Roller | Roller | Roller | Roller | Plain Bore | Plain Bore | Plain Bore | Plain Bore | Plain Bore | Plain Bore |
| I.D. | 5/8 | 5/8 | 3/4 | 3/4 | 3/4 | 1 | 1 | 1-1/4 | 1-1/4 | 1/4 | 5/16 | 3/8 | 1/2 | 1-3/16 | 1-15/16 |

Wheel Color

| |
|--------|
| S |
| Silver |

DUCTILE STEEL

- ◆ EXTREMELY HEAVY CORE & WHEEL FACE
- ◆ EXCEPTIONAL SHOCK LOAD CAPACITY
- ◆ LARGE HUB DIAMETER ACCOMMODATE TO SPECIAL BORE AND BEARING REQUIREMENTS
- ◆ MACHINED WHEEL FACE
- ◆ TENSILE STRENGTH OF 70,000 PSI
- ◆ OPERATING TEMPERATURE RANGE -45° TO 800°F



| Wheel Dia. | Tread Width | Hub Length | Load Cap(lbs) | Part Number | **Available Bearings | | | |
|------------|-------------|------------|---------------|-------------|----------------------|------------------|----------------------------|------------------|
| | | | | | Plain Bore | Roller Bearings | Precision Ball w/ Top Hats | Tapered Bearings |
| 4 | 1-1/2 | 2 | 1,200 | DS40HR** | 84 | 08 | -- | -- |
| | 2 | 2-3/16 | 1,500 | DS40JR** | 84 | 02, 04 | 63† | -- |
| 5 | 2 | 2-3/16 | 1,500 | DS50JR** | 84 | 02, 04 | 63† | -- |
| | 2-1/2 | 2-3/4 | 2,000 | DS50KR** | 85 | 23, 25 | -- | -- |
| 6 | 2 | 2-3/16 | 2,000 | DS60JR** | 84 | 02, 04 | 63† | -- |
| | 2-1/2 | 2-3/4 | 3,500 | DS60KR** | 85 | 23, 25 | -- | 70 |
| | | 3-1/4 | 3,500 | DS60QR** | 85 | 24, 26 | -- | 70 |
| 8 | 3 | 3-1/4 | 6,000 | DS60LR** | 85 | 24, 26 | 65, 67‡ | 70 |
| | 2 | 2-3/16 | 2,000 | DS80JR** | 84 | 02, 04 | 63† | -- |
| | | 2-3/4 | 4,000 | DS80KR** | 85 | 23, 25 | -- | 70 |
| | 2-1/2 | 3-1/4 | 4,000 | DS80QR** | 85 | 24, 26 | -- | 70 |
| | | 3-1/4 | 10,000 | DS80LR** | 85 | -- | -- | 70, 71 |
| | 3 | 3-1/4 | 6,000 | DS80LR** | -- | 24, 26 | 65‡ | -- |
| 3-1/4 | | 6,600 | DS80LR** | -- | -- | 67‡ | -- | |
| 4 | 4-1/4 | 17,000 | DS80NR** | -- | -- | 68§ (8,600 lbs.) | 74 | |
| | 4-1/4 | 8,000 | DS80NR** | 86 | 31, 33 | -- | -- | |
| 10 | 2-1/2 | 2-3/4 | 4,500 | DS10KR** | 85 | 23, 25 | -- | 70 |
| | | 3-1/4 | 10,000 | DS10LR** | 85 | -- | -- | 70, 71 |
| | 3 | 3-1/4 | 6,000 | DS10LR** | -- | 24, 26 | 65‡ | -- |
| | | 3-1/4 | 9,500 | DS10LR** | -- | -- | 67‡ | -- |
| | 4 | 4-1/4 | 17,000 | DS10NR** | -- | -- | 68§ (8,600 lbs.) | 74 |
| 4-1/4 | | 8,000 | DS10NR** | 86 | 31, 33 | -- | -- | |
| 12 | 3 | 3-1/4 | 10,000 | DS12LR** | 85 | -- | -- | 70, 71 |
| | | 3-1/4 | 6,000 | DS12LR** | -- | 24, 26 | 65‡ | -- |
| | 3-1/2 | 4-1/4 | 10,000 | DS12MR** | -- | -- | -- | 71, 74 |
| | | 4-1/4 | 8,000 | DS12MR** | 86 | 31, 33 | -- | -- |
| | 4 | 4-1/4 | 17,000 | DS12NR** | -- | -- | 68§ (8,600 lbs.) | 74 |
| | | 4-1/4 | 8,000 | DS12NR** | 86 | 31, 33 | -- | -- |
| 14 | 3 | 3-1/4 | 10,000 | DS14LR** | 85 | -- | -- | 70, 71 |
| | | 3-1/4 | 6,000 | DS14LR** | -- | 24, 26 | -- | -- |

† 2-7/16 hub length with Top Hat Bushings
 ‡ 3-9/16 hub length with Top Hat Bushings
 § 4-9/16 hub length with Top Hat Bushings

Wheel Color

| |
|-----|
| R |
| Red |

Bearing Size

| | | | | | | | | | |
|----------|-----------------------|--------------|--------------|---------|---------|---------|------------|------------|--------------|
| Brg # | 02 | 04 | 23 | 24 | 25 | 26 | 31 | 33 | 63 |
| Brg Type | Roller | Roller | Roller | Roller | Roller | Roller | Roller | Roller | Prec. w/T.H. |
| I.D. | 5/8 | 3/4 | 1 | 1 | 1-1/4 | 1-1/4 | 1-1/4 | 1-1/2 | 1/2 |
| Brg # | 65 | 67 | 68 | 70 | 71 | 74 | 84 | 85 | 86 |
| Brg Type | Prec. Ball w/ Top Hat | Prec. w/T.H. | Prec. w/T.H. | Tapered | Tapered | Tapered | Plain Bore | Plain Bore | Plain Bore |
| I.D. | 3/4 | 1 | 1-1/4 | 3/4 | 1 | 1-1/4 | 1-3/16 | 1-15/16 | 2-7/16 |

CROWN TREAD DUCTILE STEEL

- ◆ PRECISELY MACHINED CROWN TREAD FACE
- ◆ SMOOTHEST ROLLING OF ANY STEEL WHEELS
- ◆ HIGH SHOCK AND IMPACT RESISTANCE
- ◆ LARGE HUB DIAMETER TO ACCOMMODATE SPECIAL BORE AND BEARING REQUIREMENTS
- ◆ TENSILE STRENGTH OF 70,000 PSI
- ◆ OPERATING TEMPERATURE RANGE -45° TO 800°F



| Wheel Dia. | Tread Width | Hub Length | Load Cap(lbs) | Part Number | **Available Bearings | | |
|------------|-------------|------------|---------------|-------------|----------------------|-----------------|------------------|
| | | | | | Plain Bore | Roller Bearings | Tapered Bearings |
| 4 | 2 | 2-3/16 | 1,500 | CD40JR** | 84 | 02, 04 | -- |
| 5 | 2 | 2-3/16 | 1,500 | CD50JR** | 84 | 02, 04 | -- |
| 6 | 2 | 2-3/16 | 1,750 | CD60JR** | 84 | 02, 04 | -- |
| | | 2-3/4 | 3,500 | CD60KR** | 85 | 23, 25 | 70 |
| | 2-1/2 | 3-1/4 | 3,500 | CD60QR** | 85 | 24, 26 | 70 |
| | | 3-1/4 | 10,000 | CD60LR** | 85 | -- | 70, 71 |
| 8 | 3 | 3-1/4 | 6,000 | CD60LR** | -- | 24, 26 | -- |
| | | 3-1/4 | 10,000 | CD80JR** | 84 | 02, 04 | -- |
| | 2-1/2 | 2-3/4 | 4,000 | CD80KR** | 85 | 23, 25 | 70 |
| | | 3-1/4 | 10,000 | CD80LR** | 85 | -- | 70, 71 |
| 10 | 3 | 3-1/4 | 6,000 | CD80LR** | -- | 24, 26 | -- |
| | | 3-1/4 | 10,000 | CD10LR** | 85 | -- | 70, 71 |
| | 3 | 3-1/4 | 6,000 | CD10LR** | -- | 24, 26 | -- |
| | | 3-1/4 | 10,000 | CD12LR** | 85 | -- | 70, 71 |
| 12 | 3 | 3-1/4 | 6,000 | CD12LR** | -- | 24, 26 | -- |
| | | 3-1/4 | 10,000 | CD12LR** | -- | 24, 26 | -- |

Wheel Color

| |
|-----|
| R |
| Red |

Bearing Size

| Brg # | 02 | 04 | 23 | 24 | 25 | 26 | 70 | 71 | 84 | 85 |
|----------|--------|--------|--------|--------|--------|--------|---------|---------|------------|------------|
| Brg Type | Roller | Roller | Roller | Roller | Roller | Roller | Tapered | Tapered | Plain Bore | Plain Bore |
| I.D. | 5/8 | 3/4 | 1 | 1 | 1-1/4 | 1-1/4 | 3/4 | 1 | 1-3/16 | 1-15/16 |

CHOOSING THE RIGHT WHEEL BEARINGS FOR YOUR APPLICATION

Roller Bearings



Standard bearing for general duty applications. All steel construction. Cost effective and reliable, but requires lubrication maintenance. Acceptable for high temperature applications.

Tapered Roller Bearings



Most effective bearing for maximizing load capacity. Performs well in towline and continuous use applications. Requires lubrication maintenance.

Sealed Precision Bearings



Ergonomic solution: Has the lowest rolling resistance of all bearing types. Requires the least amount of effort to start and maintain rolling motion. Sealed design requires no lubrication maintenance. Designed for use with top hat bushings. Wheel bore must be precision machined to install.

Precision Radial Ball Bearings



Features same ergonomic characteristics as Sealed Precision Bearings with the advantage of having the bushings integrated into the design of the bearing. Requires no lubrication maintenance. For use with non-metallic hub wheels only. Fits stock wheel bore sizes.

HEAVY DUTY SEMI STEEL

- ◆ THICKER TREAD FACE THAN STANDARD SEMI STEEL WHEELS.
- ◆ SPOKE TYPE WHEEL CENTER WITH EXTRA HEAVY SPOKES
- ◆ LARGER HUB DIAMETER THAN STANDARD CAST IRON
- ◆ TENSILE STRENGTH OF 30,000 PSI
- ◆ OPERATING TEMPERATURE RANGE -45° TO 600°F



| Wheel Dia. | Tread Width | Hub Length | Load Cap(lbs) | Part Number | **Available Bearings | |
|------------|-------------|------------|---------------|-------------|----------------------|-----------------|
| | | | | | Plain Bore | Roller Bearings |
| 4 | 2 | 2-3/16 | 900 | HS40JB** | 84 | 02, 04 |
| 5 | 2 | 2-3/16 | 1,000 | HS50JB** | 84 | 02, 04 |
| 6 | 2 | 2-3/16 | 1,200 | HS60JB** | 84 | 02, 04 |
| 8 | 2 | 2-3/16 | 1,400 | HS80JB** | 84 | 02, 04 |

Bearing Size

| Brg # | 02 | 04 | 84 |
|----------|--------|--------|------------|
| Brg Type | Roller | Roller | Plain Bore |
| I.D. | 5/8 | 3/4 | 1-3/16 |

Wheel Color

| |
|--------|
| S |
| Silver |

HEAVY DUTY DUCTILE V-GROOVE



- ◆ FOR USE ON INVERTED STEEL ANGLE TRACK
- ◆ EXTREMELY STRONG DUCTILE IRON
- ◆ HEAVY CORE AND WHEEL FACE
- ◆ EXCEPTIONAL SHOCK LOAD CAPACITY
- ◆ TENSILE STRENGTH OF 70,000 PSI
- ◆ OPERATING TEMPERATURE RANGE -45° TO 800°F

| Wheel Dia. | Tread Width | Hub Length | Load Cap(lbs) | Part Number | +Available Groove Width | **Available Bearings | | | |
|------------|-------------|------------|---------------|-------------|-------------------------|----------------------|-----------------|----------------------------|------------------|
| | | | | | | Plain Bore | Roller Bearings | Precision Ball w/ Top Hats | Tapered Bearings |
| 4 | 2 | 2-3/16 | 1,500 | DV40J+** | T | 84 | 02, 04 | -- | -- |
| | | 2-7/16 | 1,500 | DV40J+** | T | -- | -- | 63 | -- |
| 6 | 2 | 2-3/16 | 1,500 | DV60J+** | T | 84 | 02, 04 | -- | -- |
| | | 2-7/16 | 1,500 | DV60J+** | T | -- | -- | 63 | -- |
| | 2-1/2 | 2-3/4 | 3,500 | DV60K+** | T | 85 | 23, 25 | -- | 70 |
| | | 3-1/4 | 3,500 | DV60Q+** | T | 85 | 24, 26 | -- | 70 |
| 3 | 3-1/4 | 5,000 | DV60L+** | T, W | 85 | 24, 26 | -- | 70, 71 | |
| | 3-9/16 | 5,000 | DV60L+** | T, W | -- | -- | 65 | -- | |
| 8 | 2-1/2 | 2-3/4 | 3,500 | DV80K+** | T | 85 | 23, 25 | -- | 70 |
| | | 3-1/4 | 3,500 | DV80Q+** | T | 85 | 24, 26 | -- | 70, 71 |
| | 3 | 3-1/4 | 5,000 | DV80L+** | T, W | 85 | 24, 26 | -- | 70, 71, 74 |
| 10 | 3 | 3-1/4 | 7,000 | DV10L+** | T, W | 85 | 24, 26 | -- | 70, 71, 74 |
| | | 3-9/16 | 7,000 | DV10L+** | T, W | -- | -- | 65 | -- |

Groove Width

| T | W |
|-----|-------|
| 7/8 | 1-3/8 |
| | |

Bearing Size

| Brg # | 02 | 04 | 23 | 24 | 25 | 26 | 63 | 65 | 70 | 71 | 84 | 85 |
|----------|--------|--------|--------|--------|--------|--------|--------------|--------------|---------|---------|------------|------------|
| Brg Type | Roller | Roller | Roller | Roller | Roller | Roller | Prec. w/T.H. | Prec. w/T.H. | Tapered | Tapered | Plain Bore | Plain Bore |
| I.D. | 5/8 | 3/4 | 1 | 1 | 1-1/4 | 1-1/4 | 1/2 | 3/4 | 3/4 | 1 | 1-3/16 | 1-15/16 |

CAST IRON V-GROOVE

- ◆ FOR USE ON INVERTED STEEL ANGLE TRACK
- ◆ PRECISELY MACHINED 90° V-GROOVE WITH RELIEF GROOVE
- ◆ EXCEPTIONALLY STRONG CAST IRON
- ◆ HIGH LOAD CAPACITY
- ◆ TENSILE STRENGTH OF 30,000 PSI
- ◆ OPERATING TEMPERATURE RANGE -45 TO 600°F

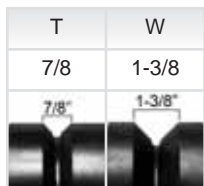


| Wheel Dia. | Tread Width | Hub Length | Load Cap(lbs) | Part Number | +Available Groove Width | **Available Bearings | |
|------------|-------------|------------|---------------|-------------|-------------------------|----------------------|-----------------|
| | | | | | | Plain Bore | Roller Bearings |
| 3 | 1-1/4 | 1-5/8 | 300 | VG30G+** | T | 82, 83 | -- |
| | 1-1/2 | 1-5/8 | 350 | VG30H+** | T | 84 | 01, 03 |
| 4 | 1-1/2 | 1-5/8 | 350 | VG40H+** | T | 84 | 01, 03 |
| | 2 | 2-3/16 | 600 | VG40J+** | T | 84 | 02, 04 |
| 5 | 2 | 2-3/16 | 900 | VG50J+** | T | 84 | 02, 04 |
| 6 | 2 | 2-3/16 | 1,000 | VG60J+** | T | 84 | 02, 04 |
| | | 2-3/4 | 2,500 | VG60K+** | T | 85 | 23, 25 |
| | 3-1/4 | 2,500 | VG60Q+** | T | 85 | 24, 26 | |
| | 3 | 3-1/4 | 3,500 | VG60L+** | T, W | 85 | 24, 26 |
| 8 | 2 | 2-3/16 | 1,200 | VG80J+** | T | 84 | 02, 04 |
| | | 2-3/4 | 2,500 | VG80K+** | T | 85 | 23, 25 |
| | 3-1/4 | 2,500 | VG80Q+** | T | 85 | 24, 26 | |
| | 3 | 3-1/4 | 3,500 | VG80L+** | T, W | 85 | 24, 26 |
| 10 | 3 | 3-1/4 | 3,500 | VG10L+** | T, W | 85 | 24, 26 |

Bearing Size

| Brg # | 01 | 02 | 03 | 04 | 23 | 24 | 25 | 26 | 82 | 83 | 84 | 85 |
|----------|--------|--------|--------|--------|--------|--------|--------|--------|------------|------------|------------|------------|
| Brg Type | Roller | Roller | Roller | Roller | Roller | Roller | Roller | Roller | Plain Bore | Plain Bore | Plain Bore | Plain Bore |
| I.D. | 5/8 | 5/8 | 3/4 | 3/4 | 1 | 1 | 1-1/4 | 1-1/4 | 3/8 | 1/2 | 1-3/16 | 1-15/16 |

Groove Width



ROLLER BEARINGS

- ◆ STANDARD ROLLER BEARINGS COMPLETE WITH BEARING ASSEMBLY AND SPLIT RACEWAY SLEEVE
- ◆ CAGED ROLLER BEARINGS FEATURE A SOLID OUTER RACEWAY FOR GREASE RETENTION. WILL NOT CUT INNER CORE OF SOFTER WHEELS



| Bearing I.D. | Wheel Bore | Wheel Hub Length | Roller | Caged Roller | Stainless Roller |
|--------------|------------|------------------|---------|--------------|------------------|
| 1/2 | 15/16 | 1-1/2 | SRBSP00 | -- | -- |
| 5/8 | 1-3/16 | 1-5/8 | SRBSP01 | -- | -- |
| | | 2-3/16 | SRBSP02 | -- | -- |
| 3/4 | 1-3/16 | 1-5/8 | SRBSP03 | -- | -- |
| | | 2-3/16 | SRBSP04 | SRBCR09 | SRBSS05 |
| | | 2-3/4 | SRBSP06 | -- | -- |
| | | 2 | SRBSP08 | -- | -- |
| | 1-15/16 | SRBSP36 | -- | -- | |
| | 1-7/16 | 2-1/4 | SRBSP07 | -- | -- |
| | 1-3/8 | 3-3/16 | SRBSP38 | -- | -- |
| 7/8 | 1-7/16 | 2-1/4 | SRBSP21 | -- | -- |
| | 1-7/16 | 2-1/4 | SRBSP22 | -- | -- |
| 1 | 1-15/16 | 2-3/4 | SRBSP23 | -- | -- |
| | | 3-1/4 | SRBSP24 | -- | -- |
| | | 4-1/4 | SRBSP35 | -- | -- |
| 1-1/4 | 1-15/16 | 2-3/4 | SRBSP25 | -- | -- |
| | | 3-1/4 | SRBSP26 | -- | -- |
| | | 4-1/4 | SRBSP37 | -- | -- |
| | 2-7/16 | 4-1/4 | SRBSP31 | -- | -- |
| 1-1/2 | 2-7/16 | 5-1/4 | SRBSP32 | -- | -- |
| | | 4-1/4 | SRBSP33 | -- | -- |
| | | 5-1/4 | SRBSP34 | -- | -- |
| | | 4 | SRBSP39 | -- | -- |

PRECISION RADIAL BALL BEARINGS

- ◆ PRECISION BEARINGS TO FIT MOST STANDARD WHEEL BORE SIZES, NOT RECOMMENDED FOR METAL CORE WHEELS
- ◆ HARDENED AND SEALED RACEWAYS WITH PRECISION GROUND BEARINGS



◆ SINGLE BALL RACEWAY

| Bearing I.D. | Wheel Bore | Part Number |
|--------------|------------|-------------|
| 1/2 | 1-3/16 | PRBRG60 |




◆ DOUBLE BALL RACEWAY

| Bearing I.D. | Wheel Bore | Part Number |
|--------------|------------|-------------|
| 3/4 | 1-15/16 | PRBRG69 |

OPTIONAL BEARINGS



| Bearing I.D. | Wheel Bore | Ball | Delrin | Tapered |
|--|------------------------|-------------|----------------------|---|
| 3/8 | 1-1/8 | BABRG42 | DLBRG55 | -- |
| 1/2 | 1-1/8 | BABRG47 | DLBRG59 | -- |
| 1/2 | 1-3/8 | BABRG51 | -- | -- |
| 5/8 | 1-3/8 | BABRG52 | -- | -- |
| 3/4 | 1-3/8 | BABRG53 | -- | -- |
| 1/2 | 1-3/16 | -- | DLBRG56 | -- |
| 3/4 | 1-3/16 | -- | DLBRG57 | -- |
| 1 | 1-15/16 | -- | DLBRG58 | -- |
| .75 | 1.781 | -- | -- | TPBRG70 |
| 1.00 | 1.980 | -- | -- | TPBRG71 |
| 1.25 | 2.4409 | -- | -- | TPBRG74 |
| Precision Bearings With Top Hat Bushings | | | | |
| Bearing I.D. With Top Hat Bushing | Bearing Outer Diameter | Part Number | Load Capacity (Each) |  |
| 1/2 | 1.5748 | PRBRG63 | 1500 | |
| 3/4 | 2.0472 | PRBRG65 | 2300 | |
| 1 | 2.0472 | PRBRG67 | 3300 | |
| 1-1/4 | 2.8346 | PRBRG68 | 4300 | |

1 PIECE DELRIN BEARINGS



| Bearing I.D. | Bearing O.D. | Wheel Hub Length | Part Number |
|--------------|--------------|------------------|-------------|
| 1/2 | 1-3/16 | 1-5/8 | DLSPH12 |
| 1/2 | 1-3/16 | 2-3-16 | DLSPJ12 |
| 3/4 | 1-3/16 | 1-5/8 | DLSPH11 |
| 3/4 | 1-3/16 | 2-3-16 | DLSPJ11 |

TOP HAT SPANNER BUSHINGS

◆ FOR USE WITH PRECISION BEARINGS



| I.D. | Wheel Hub Length | For Use With Bearing# | Top Hat Part# |
|------|------------------|-----------------------|---------------|
| 1/2 | 2-7/16 | PRBRG63 | THS6327 |
| | 3 | PRBRG63 | THS6330 |
| 3/4 | 3 | PRBRG66 | THS6630 |
| | 3-1/2 | PRBRG66 | THS6635 |
| 1 | 3-1/2 | PRBRG68 | THS6835 |
| | 4-1/2 | PRBRG68 | THS6845 |

AXLES



| O.D. | Length | Plain Axle | Zerk Axle | Stainless Steel Plain Axle | Stainless Steel Zerk Axle |
|-------|--------|------------|-----------|----------------------------|---------------------------|
| 3/8 | 2-3/8 | APSA238 | AZSA238 | -- | AZTB238 |
| 1/2 | 3 | -- | AZSB300 | -- | -- |
| | 3-1/2 | APSB312 | AZSB312 | APT312 | AZTB312 |
| | 4 | -- | AZSB400 | -- | -- |
| | 4-1/2 | -- | AZSB412 | -- | -- |
| | 5 | -- | AZSB500 | -- | -- |
| | 5-1/2 | -- | AZSB512 | -- | -- |
| | 6-1/2 | APSB612 | -- | -- | -- |
| 3/4 | 4-1/4 | -- | AZSC414 | -- | -- |
| | 4-3/4 | -- | AZSC434 | -- | -- |
| | 9-9/19 | APSE916 | -- | -- | -- |
| 1 | 5-1/2 | APSD512 | -- | -- | -- |
| 1-1/4 | 6-1/2 | APSE612 | -- | -- | -- |
| | 12 | APSE120 | -- | -- | -- |

SPANNER BUSHINGS



| I.D. | O.D. | Length | Steel | Delrin | Stainless |
|-------|-------|---------|---------|-------------|-----------|
| 5/16 | 3/8 | 1-5/8 | SPMSKUL | -- | -- |
| 3/8 | 1/2 | 1-1/2 | -- | SPDLBBS | -- |
| | 1/2 | 1.575 | -- | *SPDLBBG-90 | -- |
| | 1/2 | 1-5/8 | SPMSBBL | SPDLBBL | SPSSBBL |
| | 1/2 | 1-11/16 | SPMSBBB | -- | -- |
| | 3/4 | 1-11/16 | SPMSBRB | -- | -- |
| | 3/4 | 1-7/8 | SPMSBRQ | -- | -- |
| | 3/4 | 2-7/16 | SPMSBRJ | -- | -- |
| 1/2 | 3/4 | 1-7/8 | SPMSIRQ | SPDLIRQ | -- |
| | 3/4 | 2 | SPMSIRA | -- | -- |
| | 3/4 | 2-1/16 | SPMSIRC | -- | -- |
| | 3/4 | 2-7/16 | SPMSIRJ | SPDLIRJ | SPSSIRJ |
| | 3/4 | 3 | SPMSIRE | -- | -- |
| | 3/4 | 3-1/4 | SPMSIRP | -- | -- |
| | 3/4 | 4-1/16 | SPMSIRR | -- | -- |
| 5/8 | 3/4 | 1-7/8 | SPMSDRQ | -- | -- |
| | 3/4 | 2-7/16 | SPMSDRJ | -- | -- |
| 3/4 | 1 | 3 | SPMSEJE | -- | -- |
| | 1 | 3-1/2 | SPMSEJK | -- | -- |
| 1 | 1-1/4 | 3-9/16 | SPMSFEH | -- | -- |
| | 1-1/4 | 4-9/16 | SPMSFEI | -- | -- |
| 1-1/4 | 1-1/2 | 4-9/16 | SPMSGFI | -- | -- |

*Black Nylon

HARDWARE & ACCESSORIES

WASHERS & SEALS



| I.D. | O.D. | Plastic Combination | Flat Steel | Powdered Iron Combination | Neoprene Seal | Stainless Steel |
|-------------------------|---------|---------------------|------------|---------------------------|---------------|-----------------|
| Retaining Washer | | | | | | |
| 3/4 | 1-3/16 | PLTRT11 | FLTRT11 | PWIRT11 | NPSRT11 | STLRT11 |
| 1 | 1-7/16 | -- | FLTRT12 | -- | -- | -- |
| | 1-15/16 | -- | FLTRT13 | PWIRT13 | NPSRT13 | -- |
| 1-1/4 | 1-15/16 | -- | FLTRT14 | -- | NPSRT14 | -- |
| | 2-7/16 | -- | FLTRT15 | -- | NPSRT15 | -- |
| 1-1/2 | 2-7/16 | -- | FLTRT16 | -- | NPSRT16 | -- |
| Thrust Washer | | | | | | |
| 3/4 | 1-5/8 | -- | FLTTW20 | -- | -- | STLTTW20 |
| 1 | 1-1/4 | -- | FLTTW21 | -- | -- | -- |
| 1-1/4 | 2-3/4 | -- | FLTTW22 | -- | -- | -- |

SWIVEL RACEWAY SEALS

- ◆ SEALS FOR UPPER AND LOWER RACEWAY OF 27, 67, & 69 SERIES SWIVEL CASTERS
- ◆ SEALS BEARING RACEWAY FROM DIRT AND DEBRIS, IMPROVES GREASE RETENTION, AND PROLONGS CASTER LIFE
- ◆ DO NOT USE IN HIGH TEMP APPLICATIONS



| Part Number |
|-------------|
| RWSEAL27 |

RUBBER EXPANDABLE TUBING ADAPTER

- ◆ RUBBER TUBING ADAPTER EXPANDS TO FIT SNUGLY IN STANDARD TUBING SIZES
- ◆ FOR USE WITH STEM 70
- ◆ SERIES 09, T3, 15, 17, 19, 21, 73, 75, & 79 CASTERS

| Round Tubing I.D. | Expanding Range | Part # |
|-------------------|-----------------|---------|
| 3/4 | 0.720 - 0.851 | ADP7134 |
| 7/8 | 0.852 - 0.927 | ADP7278 |
| 1 | 0.928 - 1.029 | ADP7310 |
| 1-1/8 | 1.030 - 1.140 | ADP7418 |
| 1-3/8 | 1.360 - 1.425 | ADP7538 |
| 1-1/2 | 1.426 - 1.589 | ADP7615 |
| 1-7/8 | 1.790 - 1.850 | ADP7717 |



HARDWARE & ACCESSORIES

QUICK CHANGE CASTER PAD

- ◆ FOR USE WITH 4 X 4-1/2 AND 4-1/2 X 6-1/4 TOP PLATES
- ◆ ATTACHMENT BOLT SIZE - 1/2"
- ◆ INCLUDES BOLT, LOCK WASHER AND NUT FOR EASY INSTALLATION AND SERVICE OF CASTER



| Plate Size | Part Number |
|---------------|-------------|
| 4 X 4-1/2 | CP100 |
| 4-1/2 X 6-1/4 | CP019 |

Due to variations in manufacturer specifications, caster pads may not fit top plates from other manufacturers.

THREAD GUARDS

- ◆ PROTECTS WHEEL CENTER FROM DEBRIS THAT MAY BIND ON AXLE
- ◆ **NOTE:** NOT ALL WHEEL TYPES USE THE SAME THREAD GUARD LISTED BELOW. PLEASE CONSULT FACTORY FOR PROPER THREAD GUARD SIZE.



| Outer Diameter | Inner Diameter | Depth | Part Number |
|----------------|----------------|-------|-------------|
| 3.15 | 0.51 | 0.35 | TGA315 |
| 3.15 | 0.38 | 0.35 | TGB315 |
| 2.25 | 0.38 | 0.35 | TGB240 |
| 2.10 | 0.38 | 0.20 | TGB210 |
| 1.60 | 0.38 | 0.20 | TGB160 |
| 5.50 | 0.51 | 0.35 | TGA550 |
| 3.50 | 0.51 | 0.35 | TGA350 |
| 2.80 | 0.51 | 0.35 | TGA280 |

FLOOR LOCKS

- ◆ HOLDS FLOOR TRUCK IN PLACE
- ◆ NON-SLIP RUBBER BASE
- ◆ FOOT OPERATED
- ◆ STANDARD TOP PLATE 4" X 4-1/2"
- ◆ BOLT HOLE PATTERN SLOTTED 2-5/8" X 3" TO 3" X 3-5/8"
- ◆ FLOOR LOCKS AID IN IMMOBILIZING EQUIPMENT -- THEY ARE NOT DESIGNED TO LIFT OR DIRECTLY SUPPORT WEIGHT

| Part Number | For Use With Series # | Extended Height | Retracted Height |
|-------------|----------------------------|-----------------|------------------|
| FL40017 | 27, 43, 45, 47 | 5-3/4 | 5-1/16 |
| FL50017 | 27, 43, 45, 47 | 6-5/8 | 5-5/8 |
| FL60017 | 27, 43, 45, 47 | 7-5/8 | 6-5/8 |
| FL80017 | 27, 43, 45, 47 | 9-5/8 | 8-5/8 |
| FL40117 | 27, 43, 45, 47 | 5-7/8 | 4-5/8 |
| FL50117 | 27, 43, 45, 47 | 6-3/4 | 5-1/2 |
| FL60117 | 27, 43, 45, 47 | 7-3/4 | 6-1/2 |
| FL80117 | 27, 43, 45, 47 | 9-3/4 | 8-1/2 |
| FL60319 | 43, 45, 47, 51, 53, 57, 69 | 7-3/4 | 6-11/16 |
| FL60325 | 50, 61 | 8-1/8 | 7-1/8 |
| FL80319 | 43, 45, 47, 51, 53, 57, 69 | 10-1/4 | 9-1/8 |
| FL10319 | 43, 45, 47, 51, 53, 57, 69 | 11-5/8 | 10-1/2 |
| FL80325 | 50, 61 | 10-5/8 | 9-1/2 |
| FL10325 | 50, 61 | 12-5/8 | 11-1/2 |



FL50017



FL50117



FL80319

HARDWARE & ACCESSORIES

THREADED PIPE ADAPTER

- ◆ 3/4" NPT THREADS - 14TPI X 1"
- ◆ FOR USE WITH STEM 91
- ◆ SERIES 01, 03, 09, 21 & 23 CASTERS



| |
|-------------|
| Part Number |
| NPT34 |

TUBING SOCKET ADAPTERS

- ◆ REINFORCED PLASTIC SOCKET FULLY CONTACTS TUBING WALL TO PROVIDE A SECURE FIT
- ◆ FOR USE WITH STEMS 90, 91, 97
- ◆ SERIES 09 & 21 CASTERS



| Gauge | Tubing O.D. | Square Socket | Round Socket | Round Socket (Black) | Actual Adapter O.D. |
|-------|-------------|---------------|--------------|----------------------|---------------------|
| 16 | 3/4 | SSK34 | RSK34 | -- | 5/8 |
| 16 | 7/8 | SSK78 | RSK78 | -- | 3/4 |
| 16 | 5/8 | -- | RSK58 | -- | 9/16 |
| 16 | 1 | -- | -- | RSK10 | 7/8 |

CASTER BUMPER

- ◆ FOR USE WITH CASTERS EQUIPPED WITH #95 GRIP RING STEM
- ◆ FITS DIRECTLY ONTO CASTER
- ◆ PROTECTS EQUIPMENT AND WALLS FROM BUMPS AND SCRAPES



| |
|-------------|
| Part Number |
| CB200 |

CORNER BUMPERS

- ◆ NON MARKING
- ◆ STEEL REINFORCED
- ◆ EACH SIDE 3" LONG X 1" THICK
- ◆ 2 MOUNTING HOLES ON EACH SIDE - 5/16"



| | |
|-------------|-------|
| Part Number | |
| CB100G | Grey |
| CB100B | Black |

HARDWARE & ACCESSORIES

RUBBER END CAP FOR WOOD DOLLIES

- ◆ PROTECTS THE SURFACE OF THE LOAD
- ◆ FITS 18" X 3" DOLLY END BOARD, 1" DEEP



| |
|-------------|
| Part Number |
| DC183 |

SPRING LOADED LATCHES

SPRING LOADED LATCHES FOR A VARIETY OF APPLICATIONS INCLUDING:

- ◆ CASTER LOCKS
- ◆ SHIPPING RACKS
- ◆ INDUSTRIAL CONTAINERS
- ◆ COLLAPSIBLE SHELVES
- ◆ INDUSTRIAL ROLLERS



ROUND BARREL - ANGLED PLUNGER

| Part Number | Plunger Diameter | Barrel Diameter | Barrel Length |
|-------------|------------------|-----------------|---------------|
| RKLR001 | 5/8 | 1 | 2-3/4 |



ROUND BARREL - ROUND NOSE PLUNGER

| Part Number | Plunger Diameter | Barrel Diameter | Barrel Length |
|-------------|------------------|-----------------|---------------|
| RKLR002 | 7/16 | 3/4 | 1-7/16 |



HEXAGON BARREL - BEVELED PLUNGER

| Part Number | Plunger Diameter | Barrel Diameter | Barrel Length |
|-------------|------------------|-----------------|---------------|
| RKLR001 | 5/8 | 1 | 2 |

HARDWARE & ACCESSORIES

| Thumb Screw | | Vertical Top Lock | | | Top Lock | | | | Stainless Top Lock | | |
|-------------|-----------|-------------------|------------|--------|----------|------------|------------|--------------------|--------------------|------------|--------|
| Part # | Series | Part # | Wheel Dia. | Series | Part # | Wheel Dia. | Hub Length | Series | Part # | Wheel Dia. | Series |
| TSB0000 | Universal | VLB30DA | 3 | 09 | TLB30GA | 3 | 1-9/16 | 07, 13, 21, 23, 75 | STB30GA | 3 | 15, 73 |
| | | VLB30GA | 3 | 13, 75 | TLB35GA | 3-1/2 | 1-9/16 | 07, 21, 23, 75 | STB40GA | 4 | 15, 73 |
| | | VLB30IA | 3 | 05 | TLB40GA | 4 | 1-9/16 | 07, 13, 21, 23, 75 | STB40JA | 4 | 31 |
| | | VLB35GA | 3-1/2 | 75 | TLB40HA | 4 | 1-5/8 | 27, 43, 45, 47, 79 | STB50GA | 5 | 15, 73 |
| | | VLB40DA | 4 | 09 | TLB40JA | 4 | 2-3/16 | 27, 43, 45, 47, 79 | STB50JA | 5 | 31 |
| | | VLB40GA | 4 | 13, 75 | TLB50GA | 5 | 1-9/16 | 07, 13, 21, 23, 75 | STB60JA | 6 | 31 |
| | | VLB50DA | 5 | 09 | TLB50HA | 5 | 1-5/8 | 27, 43, 45, 47, 79 | STB80JA | 8 | 31 |
| | | VLB50GA | 5 | 13, 75 | TLB50JA | 5 | 2-3/16 | 27, 43, 45, 47, 79 | | | |
| | | VLB60GA | 6 | 75 | TLB60GA | 6 | 1-9/16 | 75 | | | |
| | | | | | TLB60JA | 6 | 2-3/16 | 27, 43, 45, 47, 79 | | | |
| | | | | | TLB80JA | 8 | 2-3/16 | 27, 43, 45, 47 | | | |
| | | | | | TLB80LA | 8 | 3 | 67 | | | |

| Nickel Plated Top Lock | | | Chrome Plated Top Lock | | |
|------------------------|------------|--------|------------------------|------------|--------|
| Part # | Wheel Dia. | Series | Part # | Wheel Dia. | Series |
| TLB30GN | 3 | 85 | TLB30GC | 3 | 95 |
| TLB35GN | 3-1/2 | 85 | TLB35GC | 3-1/2 | 95 |
| TLB40GN | 4 | 85 | TLB40GC | 4 | 95 |
| TLB50GN | 5 | 85 | TLB50GC | 5 | 95 |
| TLB60GN | 6 | 85 | TLB60GC | 6 | 95 |

4 POSITION SWIVEL LOCK

| Part Number | For Use With Caster Series |
|-------------|----------------------------|
| 4PSLWE | Weld-On Universal Plunger |
| 4PSL27 | 27, 45, 67 (Bolt-On) |
| 4PSL43 | 43, 81 (Bolt-On) |
| 4PSL47 | 47 (Bolt-On) |
| 4PSL51 | 51, 53 (Bolt-On) |
| 4PSL55 | 55 (Bolt-On) |
| 4PSL57 | 57 (Bolt-On) |
| 4PSL61 | 61 (Bolt-On) |
| 4PSL33 | Stainless Steel 33, S5 |



HARDWARE & ACCESSORIES



| Tech Lock | | | Cam | | Cam | | | A-Cam | | |
|-----------|------------|------------------------|----------|----------------|---------|------------|------------|----------|------------|------------|
| Part # | Wheel Dia. | Series | Part # | Series | Part # | Hub Length | Series | Part # | Hub Length | Series |
| TKB20AA | 2" | 08 | WCAM09BA | 09 | CAM00HA | 1-5/8 | 27 | ACB00HA | 1-5/8 | 27 |
| TKB25AA | 2-1/2" | 08 | CAM50GA | 07, 13, 21, 23 | CAM00JA | 2-3/16 | 27, 45, 47 | ACB00JA | 2-3/16 | 27, 45, 47 |
| TKB30AA | 3" | 08 | CAM50DA | 5" 09 | CAM00JB | 2-3/16 | 43 | ACB00JB | 2-3/16 | 43 |
| TKB30GA | 3" | 07, 13, 15, 21, 73, 75 | WCAM30GA | 3" 11 | CAM00KB | 2-3/4 | 43 | *ACB00JL | 2-3/16 | 27, 45, 47 |
| TKB40GA | 4" | 07, 13, 15, 21, 73, 75 | | | CAM00JC | 2-3/16 | 51 | ACB00KB | 2-3/4 | 43 |
| TKB50GA | 5" | 07, 13, 15, 21, 73, 75 | | | CAM00KC | 2-3/4 | 51 | ACB00JC | 2-3/16 | 51 |
| | | | | | CAM00LA | 3" | 67 | ACB00KC | 2-3/4 | 514 |



FACE CONTACT BRAKE

| Series | Wheel Dia. | Hub Length | Part # | Series | Wheel Dia. | Hub Length | Part # | |
|----------------|------------|------------|---------|---------|------------|------------|---------|---------|
| 27, 43, 45, 47 | 4" | 2-3/16" | FCB40JA | 63 | 6" | 3-1/4" | FCB60LE | |
| | 5" | | FCB50JA | | 8" | | FCB80LE | |
| | 6" | | FCB60JA | | 10" | | FCB10LE | |
| | 8" | | FCB80JA | | 12" | | FCB12LE | |
| 43 | 6" | 2-3/4" | FCB60KA | | 16" | | 4-1/4" | FCB16LE |
| | 8" | | FCB80KA | | 8" | | | FCB80NE |
| | 10" | | FCB10KA | 10" | FCB10NE | | | |
| 51 | 4" | 2-3/16" | FCB40JB | 65 | 12" | 4-1/4" | FCB12NE | |
| | 5" | | FCB50JB | | 8" | | FCB80NF | |
| | 6" | | FCB60JB | | 10" | | FCB10NF | |
| | 8" | | FCB80JB | | 12" | | FCB12NF | |
| | 53 | 6" | 2-3/4" | FCB60KC | 69 | 5" | 2-3/4" | FCB50KB |
| 8" | | FCB80KC | | 6" | | FCB60KB | | |
| 10" | | FCB10KC | | 8" | | FCB80KB | | |
| 5" | | FCB50KD | | 10 | | FCB10KB | | |
| 53, 55, 57, 61 | 6" | 3-1/4" | FCB60KD | | | | | |
| | 8" | | FCB80KD | | | | | |
| | 10 | | FCB10KD | | | | | |
| | 6" | | FCB60LD | | | | | |
| | 8" | | FCB80LD | | | | | |
| | 10" | FCB10LD | | | | | | |
| | 12" | FCB12LD | | | | | | |

Durable By
Service Caster Corp.
9 First Avenue
West Reading, PA 19611
Toll Free: 1-800-215-8220