

# RANTOUL F-S INVITATIONAL 1998

(32 nd Annual)

|                        |         |       |                       |         |       |
|------------------------|---------|-------|-----------------------|---------|-------|
| 1. Jeff Rambole        | Dan     | 16:47 | 39. Brandon Cagle     | St. Joe | 19:53 |
| 2. Ryan Boyll          | NW      | 17:21 | 40. Mark Carter       | PBL     | 19:59 |
| 3. Ying Wu             | NW      | 17:24 | 41. Joe Kuchenbrod    | St. Joe | 20:01 |
| 4. Nate Swartzendruber | Centen  | 17:30 | 42. Peter Morris      | Urb     | 20:04 |
| 5. Adam Petry-Cooper   | Centen  | 17:31 | 43. Joe Dorsey        | Centen  | 20:05 |
| 6. Brandon Lehan       | NC      | 17:43 | 44. Jon Rasch         | St. Joe | 20:05 |
| 7. Steve Fink          | Ran     | 17:51 | 45. Nick Hatfield     | Centen  | 20:07 |
| 8. Orin Hutchcraft     | St. Joe | 17:56 | 46. Craig Boone       | PBL     | 20:09 |
| 9. Ty Harmeson         | Dan     | 17:56 | 47. Boone Billings    | Dan     | 20:10 |
| 10. Nathan Henderson   | Dan     | 18:02 | 48. David Howard      | NC      | 20:15 |
| 11. Paul Petry         | Urb     | 18:10 | 49. Paul Weber        | Bloom   | 20:18 |
| 12. Justin Feek        | NC      | 18:28 | 50. Cameron Schilling | Mat     | 20:18 |
| 13. Ben Stearns        | Centen  | 18:30 | 51. Josh Dawson       | NW      | 20:21 |
| 14. Rene Delatore      | Dan     | 18:35 | 52. Reid Andrews      | St. Joe | 20:21 |
| 15. Mike Holm          | Centen  | 18:37 | 53. Scott Stone       | Mat     | 20:26 |
| 16. Adam Kagy          | NW      | 18:37 | 54. Charley Danner    | NC      | 20:32 |
| 17. Danny Kirby        | Centr   | 18:50 | 55. Greg Roth         | Urb     | 20:34 |
| 18. Aaron Vaughn       | St. Joe | 18:57 | 56. Nick Changnon     | Centr   | 20:39 |
| 19. Paul Dixon         | Centr   | 18:59 | 57. Josh Birky        | Dan     | 20:39 |
| 20. Wade Ellett        | Mat     | 19:03 | 58. Jeremy Rippey     | Bloom   | 20:47 |
| 21. Joe Graham         | Ran     | 19:19 | 59. Justin Flick      | Bloom   | 21:01 |
| 22. Kevin Yarger       | NC      | 19:19 | 60. Jeremy Zitting    | NW      | 21:05 |
| 23. Lucas Parr         | Dan     | 19:20 | 61. Adam Anderson     | Mat     | 21:07 |
| 24. Aaron Huff         | St. Joe | 19:21 | 62. Nick Price        | Mat     | 21:09 |
| 25. Paul Coffey        | Urb     | 19:22 | 63. Patrick Hatch     | Centr   | 21:10 |
| 26. Justin Owens       | Mat     | 19:24 | 64. Brendon Sullivan  | Bloom   | 21:25 |
| 27. Greg Niewold       | PBL     | 19:26 | 65. Nathan Jenkins    | St. Joe | 21:29 |
| 28. Bob Rank           | Urb     | 19:32 | 66. Geoffrey Peng     | NC      | 21:34 |
| 29. Jason Retz         | St. Joe | 19:33 | 67. Sean Barfield     | NC      | 21:40 |
| 30. Josh Leichtenberg  | NW      | 19:33 | 68. Sean Sherric      | Centen  | 21:41 |
| 31. Scotty Henderson   | Ran     | 19:33 | 69. Josh Twellman     | NC      | 21:48 |
| 32. Colin Cain         | Centr   | 19:38 | 70. Matt Musgrove     | Dan     | 21:53 |
| 33. Mike Egner         | Centr   | 19:38 | 71. Greg Hedin        | St. Joe | 22:12 |
| 34. Doron Jones        | St. Joe | 19:38 | 72. Mike Wilson       | Bloom   | 22:46 |
| 35. Simon Jacobson     | Urb     | 19:39 | 73. Ray Millen        | NW      | 22:58 |
| 36. Nathan Woodham     | Bloom   | 19:40 | 74. Zac Spencer       | Ran     | 23:16 |
| 37. Nathan Eble        | NW      | 19:40 | 75. Kekura Kargbo     | Ran     | 24:24 |
| 38. Patrick Murphy     | Centen  | 19:48 | 76. Ryan Grumish      | Centr   | 26:05 |

|                    |     |
|--------------------|-----|
| ✓ 1. Danville      | 57  |
| ✓ 2. Centennial    | 74  |
| ✓ 3. Normal West   | 86  |
| ✓ 4. St. Joe-Ogden | 111 |
| ✓ 5. Normal Comm   | 131 |
| ✓ 6. Urbana        | 135 |
| ✓ 7. Central       | 151 |
| ✓ 8. Rantoul       | 185 |

|                   |          |
|-------------------|----------|
| ✓ 9. Mattoon      | 199      |
| ✓ 10. Bloomington | 266      |
| ✓ PBL             | No Score |

# SJO AT ICC

SJO AT ICC (KICKAPOO - 3.0/2.5)  
 60'S, SUNNY, BREEZY, NICE  
 13-OCT-98

| NAME        | MILE | 2 MILE | SPLIT | 3 MILE | SPLIT | AVERAGE | POINTS | OLD TOTAL | NEW TOTAL* | MAHOMET |
|-------------|------|--------|-------|--------|-------|---------|--------|-----------|------------|---------|
| HALE        | 5:00 | 10:27  | 5:27  | 15:45  | 5:18  | 5:15    | 6      | 130       | 136        | 16      |
| MCDANNALD,M | 5:12 | 10:58  | 5:46  | 16:23  | 5:25  | 5:27    | 6      | 112       | 118        | 16      |
| MARRIOTT    | 5:12 | 10:53  | 5:41  | 16:32  | 5:39  | 5:30    | 6      | 130       | 136        | 16      |
| HART        | 5:12 | 10:53  | 5:41  | 16:41  | 5:48  | 5:33    | 6      | 129       | 135        | 16      |
| FORSHER     | 5:02 | 10:53  | 5:51  | 16:44  | 5:51  | 5:34    | 6      | 130       | 136        | 16      |
| MCDANNALD,D | 5:16 | 11:10  | 5:54  | 16:47  | 5:37  | 5:35    | 6      | 112.5     | 118.5      | 16      |
| HOUCHENS    | 5:19 | 11:08  | 5:49  | 17:00  | 5:52  | 5:40    | 6      | 93        | 99         | 15      |
| HUTCHCRAFT  |      |        |       | 18:08  |       | 6:02    | 6      | 36.5      | 42.5       | 14      |
| JONES       |      |        |       | 18:20  |       | 6:06    | 6      | 35.5      | 41.5       | 14      |
| MATHIS      |      |        |       | 18:38  |       | 6:12    | 6      | 51        | 57         | 14      |
| YOUNG       |      |        |       | 18:55  |       | 6:18    | 5      | 36.5      | 41.5       | 12      |
| VAUGHN      |      |        |       | 19:16  |       | 6:25    | 4      | 22.5      | 26.5       | 8       |
| RETZ        |      |        |       | 19:28  |       | 6:29    | 3      | 22        | 25         | 6       |
| KUCHENBROD  |      |        |       | 19:49  |       | 6:36    | 3      | 22        | 25         | 6       |
| HUFF        |      |        |       | 20:26  |       | 6:48    | 3      | 22.5      | 25.5       | 8       |
| CAGLE       |      |        |       | 20:32  |       | 6:50    | 3      | 17        | 20         | 4       |
| ANDREWS     |      |        |       | 20:42  |       | 6:54    | 3      | 10        | 13         | 3       |
| HEDIN       |      |        |       | 20:49  |       | 6:56    | 3      | 20.5      | 23.5       | 4       |
| RASCH       |      |        |       | 21:27  |       | 7:09    | 3      | 16        | 19         | 6       |
| JENKINS     |      |        |       | 21:46  |       | 7:15    | 2      | 5         | 7          | 1       |
| BOSLEY      |      |        |       | 21:53  |       | 7:17    | 2      | 4         | 6          | 1       |

TOTAL  
 152  
 134 + 34 = 168  
 152 + 34 = 186  
 151 + 36 = 187  
 152 + 35 = 187  
 134 + 2 + 36 = 172  
 114 + 30 = 144  
 66.5 + 26 = 92.5  
 65.5 + 26 = 91.5  
 71 + 7 = 78  
 53.5 + 26 = 79.5  
 34.5 + 18 = 52.5  
 28 1/2 + 21 = 49.5  
 31 + 7 = 38  
 33 1/2 + 11 = 44.5  
 24 + 7 = 31  
 16 + 12 = 28  
 27 1/2 + 1 = 28.5  
 25 + 12 = 37  
 8 + 3 = 11  
 7 + 6 = 13

TOP 5 SPLIT = 59 SEC      1-2 SPLIT = 38 SEC  
 TOP 7 SPLIT = 1:15

| NAME         | MILE | 2 MILE | SPLIT | 2.5 MI | SPLIT | AVERAGE | POINTS | OLD TOTAL | NEW TOTAL | MAHOMET |
|--------------|------|--------|-------|--------|-------|---------|--------|-----------|-----------|---------|
| ROBERTS      | 5:53 | 12:29  | 6:36  | 15:40  | 3:11  | 6:16    | 5      | 83        | 88        | 17      |
| KARY         | 5:56 | 12:33  | 6:37  | 15:49  | 3:16  | 6:19    | 5      | 108       | 113       | 12      |
| FRANZEN      | 6:14 | 13:04  | 6:50  | 16:22  | 3:18  | 6:32    | 5      | 108       | 113       | 12      |
| WINN         | 6:27 | 13:34  | 7:07  | 16:46  | 3:12  | 6:42    | 5      | 87        | 92        | 17      |
| INGRAM       | 6:18 | 13:28  | 7:10  | 16:48  | 3:20  | 6:43    | 5      | 109       | 114       | 17      |
| CHANDLER     | 6:29 | 13:51  | 7:22  | 16:50  | 2:59  | 6:44    | 5      | 112       | 117       | 17      |
| VAN UITHOVEN | 6:35 | 14:08  | 7:33  | 17:38  | 3:30  | 7:03    | 5      | 18        | 23        | 17      |
| ANDERS       | 6:48 | 14:22  | 7:34  | 18:00  | 3:38  | 7:12    | 4      | 53        | 57        | —       |
| BARBEE       | 6:53 | 14:31  | 7:38  | 18:11  | 3:40  | 7:16    | 4      | 35        | 39        | 17      |
| MCELWEE      | 7:02 | 14:52  | 7:50  | 18:28  | 3:36  | 7:23    | 4      | 22.5      | 26.5      | 14      |
| KLEIN        | 7:10 | 15:21  | 8:11  | 19:18  | 3:57  | 7:43    | 4      | 25        | 29        | —       |
| LEGERNES     |      |        |       |        |       |         | 5      | 112       | 117       | 17      |

105  
 130  
 130  
 109  
 131  
 134  
 40  
 57  
 56  
 40.5  
 39  
 134

TOP 5 SPLIT = 1:08  
 TOP 7 SPLIT = 1:13

2-3 SPLIT = 33 SEC  
 3-4 SPLIT = 24 SEC

# SJO VS. ALUMNI

SJO VS ALUMNI AT WRIGHTS' POND (2.0)

80'S, SUNNY

22-AUG-98

| NAME                 | MILE | 2 MILE | SPLIT | 3 MILE | SPLIT | AVERAGE | POINTS | OLD TOTAL | NEW TOTAL |
|----------------------|------|--------|-------|--------|-------|---------|--------|-----------|-----------|
| MARRIOTT             | 5:10 | 10:27  | 5:17  |        |       | 5:13    |        |           |           |
| HART                 | 5:18 | 10:49  | 5:31  |        |       | 5:24    |        |           |           |
| HOCHENS              | 5:17 | 10:54  | 5:37  |        |       | 5:27    |        |           |           |
| MCDANNALD,M          | 5:15 | 11:00  | 5:45  |        |       | 5:30    |        |           |           |
| MCDANNALD,D          | 5:31 | 11:14  | 5:43  |        |       | 5:37    |        |           |           |
| FORSHIER             | 5:31 | 11:17  | 5:46  |        |       | 5:38    |        |           |           |
| HALE                 | 5:26 | 11:20  | 5:54  |        |       | 5:40    |        |           |           |
| MATHIS               | 5:56 | 12:21  | 6:25  |        |       | 6:10    |        |           |           |
| JONES                | 6:14 | 12:42  | 6:28  |        |       | 6:21    |        |           |           |
| YOUNG                | 6:12 | 12:43  | 6:31  |        |       | 6:21    |        |           |           |
| HUTCHCRAFT           | 6:15 | 13:00  | 6:45  |        |       | 6:30    |        |           |           |
| RETZ                 | 6:14 | 13:29  | 7:15  |        |       | 6:44    |        |           |           |
| HEDIN                | 6:28 | 13:40  | 7:12  |        |       | 6:50    |        |           |           |
| RASCH                | 6:28 | 13:54  | 7:26  |        |       | 6:57    |        |           |           |
| HUFF                 | 6:36 | 13:57  | 7:21  |        |       | 6:58    |        |           |           |
| KUCHENBROD           | 6:41 | 13:59  | 7:18  |        |       | 6:59    |        |           |           |
| VAUGHN               | 6:36 | 14:03  | 7:27  |        |       | 7:01    |        |           |           |
| CAGLE                | 7:18 | 15:32  | 8:14  |        |       | 7:46    |        |           |           |
| JENKINS              | 7:49 | 16:10  | 8:21  |        |       | 8:05    |        |           |           |
| BOSLEY               | 6:10 | 16:26  | 10:16 |        |       | 8:13    |        |           |           |
| TOP 5 SPLIT = 47 SEC |      |        |       |        |       |         |        |           |           |
| TOP 7 SPLIT = 53 SEC |      |        |       |        |       |         |        |           |           |
| ROBERTS              | 6:15 | 13:03  | 6:48  |        |       | 6:31    |        |           |           |
| CHANDLER             | 6:25 | 13:09  | 6:44  |        |       | 6:34    |        |           |           |
| KARY                 | 6:34 | 13:47  | 7:13  |        |       | 6:53    |        |           |           |
| KLEIN                | 6:54 | 14:19  | 7:25  |        |       | 7:09    |        |           |           |
| VAN UITHOVEN         | 6:53 | 14:21  | 7:28  |        |       | 7:10    |        |           |           |
| LEGERNES             | 6:55 | 14:31  | 7:36  |        |       | 7:15    |        |           |           |
| FRANZEN              | 6:58 | 14:35  | 7:37  |        |       | 7:17    |        |           |           |
| INGRAM               | 6:56 | 14:40  | 7:44  |        |       | 7:20    |        |           |           |
| WINN                 | 7:07 | 14:59  | 7:52  |        |       | 7:29    |        |           |           |
| ANDERS               | 7:08 | 15:04  | 7:56  |        |       | 7:32    |        |           |           |
| BARBEE               | 7:56 | 16:18  | 8:22  |        |       | 8:09    |        |           |           |
| STEARNS              | 8:06 | 16:55  | 8:49  |        |       | 8:27    |        |           |           |
| TOP 5 SPLIT = 1:18   |      |        |       |        |       |         |        |           |           |
| TOP 7 SPLIT = 1:32   |      |        |       |        |       |         |        |           |           |

# Athletic Score Book Co.

## CROSS COUNTRY SCORE SHEET

Meet VARSETY vs. ALUMNI Team GALS Course WRIGHT'S (2.0)

Weather & Course Condition \_\_\_\_\_ Course Record \_\_\_\_\_

Date 22-AUG-98 Your School Record on Course \_\_\_\_\_

TIME:

| Min. | Min. | Min.  | Min. | Min. | Min. | Min. | Min. | Min. |
|------|------|-------|------|------|------|------|------|------|
| 00   | 00   | 00    | 00   | 00   | 00   | 00   | 00   | 00   |
| 1    | 1    |       |      |      |      |      |      |      |
| 2    | 2    |       |      |      |      |      |      |      |
| 3    | 3    |       |      |      |      |      |      |      |
| 4    | 4    |       |      |      |      |      |      |      |
| 5    | 5    |       |      |      |      |      |      |      |
| 6    | 6    |       |      |      |      |      |      |      |
| 7    | 7    | 1998  | 9    | 22   |      |      |      |      |
| 8    | 8    | START | 23   | 41   |      |      |      |      |
| 9    | 9    | SPLIT |      |      |      |      |      |      |
| 10   | 10   | 1-01  | 21   | 37   | 02   |      |      |      |
| 11   | 11   | 2-01  | 23   | 39   | 52   |      |      |      |
| 12   | 12   | 3-01  | 23   | 47   | 59   |      |      |      |
| 13   | 13   | 4-01  | 24   | 19   | 22   |      |      |      |
| 14   | 14   | 5-01  | 24   | 21   | 13   |      |      |      |
| 15   | 15   | 6-01  | 24   | 31   | 05   |      |      |      |
| 16   | 16   | 7-01  | 24   | 35   | 43   |      |      |      |
| 17   | 17   | 8-01  | 24   | 40   | 40   |      |      |      |
| 18   | 18   | 9-01  | 24   | 39   | 03   |      |      |      |
| 19   | 19   | 10-01 | 25   | 04   | 75   |      |      |      |
| 20   | 20   | 11-01 | 25   | 13   | 59   |      |      |      |
| 21   | 21   | 12-01 | 25   | 55   | 48   |      |      |      |
| 22   | 22   |       |      |      |      |      |      |      |
| 23   | 23   |       |      |      |      |      |      |      |
| 24   | 24   |       |      |      |      |      |      |      |
| 25   | 25   | 25    | 25   | 25   | 25   | 25   | 25   | 25   |
| 26   | 26   | 26    | 26   | 26   | 26   | 26   | 26   | 26   |
| 27   | 27   | 27    | 27   | 27   | 27   | 27   | 27   | 27   |
| 28   | 28   | 28    | 28   | 28   | 28   | 28   | 28   | 28   |
| 29   | 29   | 29    | 29   | 29   | 29   | 29   | 29   | 29   |
| 30   | 30   | 30    | 30   | 30   | 30   | 30   | 30   | 30   |
| 31   | 31   | 31    | 31   | 31   | 31   | 31   | 31   | 31   |
| 32   | 32   | 32    | 32   | 32   | 32   | 32   | 32   | 32   |
| 33   | 33   | 33    | 33   | 33   | 33   | 33   | 33   | 33   |
| 34   | 34   | 34    | 34   | 34   | 34   | 34   | 34   | 34   |
| 35   | 35   | 35    | 35   | 35   | 35   | 35   | 35   | 35   |
| 36   | 36   | 36    | 36   | 36   | 36   | 36   | 36   | 36   |
| 37   | 37   | 37    | 37   | 37   | 37   | 37   | 37   | 37   |
| 38   | 38   | 38    | 38   | 38   | 38   | 38   | 38   | 38   |
| 39   | 39   | 39    | 39   | 39   | 39   | 39   | 39   | 39   |
| 40   | 40   | 40    | 40   | 40   | 40   | 40   | 40   | 40   |
| 41   | 41   | 41    | 41   | 41   | 41   | 41   | 41   | 41   |
| 42   | 42   | 42    | 42   | 42   | 42   | 42   | 42   | 42   |
| 43   | 43   | 43    | 43   | 43   | 43   | 43   | 43   | 43   |
| 44   | 44   | 44    | 44   | 44   | 44   | 44   | 44   | 44   |
| 45   | 45   | 45    | 45   | 45   | 45   | 45   | 45   | 45   |
| 46   | 46   | 46    | 46   | 46   | 46   | 46   | 46   | 46   |
| 47   | 47   | 47    | 47   | 47   | 47   | 47   | 47   | 47   |
| 48   | 48   | 48    | 48   | 48   | 48   | 48   | 48   | 48   |
| 49   | 49   | 49    | 49   | 49   | 49   | 49   | 49   | 49   |
| 50   | 50   | 50    | 50   | 50   | 50   | 50   | 50   | 50   |
| 51   | 51   | 51    | 51   | 51   | 51   | 51   | 51   | 51   |
| 52   | 52   | 52    | 52   | 52   | 52   | 52   | 52   | 52   |
| 53   | 53   | 53    | 53   | 53   | 53   | 53   | 53   | 53   |
| 54   | 54   | 54    | 54   | 54   | 54   | 54   | 54   | 54   |
| 55   | 55   | 55    | 55   | 55   | 55   | 55   | 55   | 55   |
| 56   | 56   | 56    | 56   | 56   | 56   | 56   | 56   | 56   |
| 57   | 57   | 57    | 57   | 57   | 57   | 57   | 57   | 57   |
| 58   | 58   | 58    | 58   | 58   | 58   | 58   | 58   | 58   |
| 59   | 59   | 59    | 59   | 59   | 59   | 59   | 59   | 59   |

| Place | Time  | Name         | School |
|-------|-------|--------------|--------|
| 1     | 13:03 | ROBERTS      |        |
| 2     | 13:09 | CHANDLER     |        |
| 3     | 13:47 | KARY         |        |
| 4     | 14:19 | KLEIN        |        |
| 5     | 14:21 | VAN LITHOVEN |        |
| 6     | 14:31 | LEGERNES     |        |
| 7     | 14:35 | FRANZEN      |        |
| 8     | 14:40 | INGRAM       |        |
| 9     | 14:59 | WINN         |        |
| 10    | 15:04 | ANDERS       |        |
| 11    | 15:18 | BARBEE       |        |
| 12    | 16:55 | STEARNS      |        |
| 13    |       |              |        |
| 14    |       |              |        |
| 15    |       |              |        |
| 16    |       |              |        |
| 17    |       |              |        |
| 18    |       |              |        |
| 19    |       |              |        |
| 20    |       |              | 37     |
| 21    |       |              | 38     |
| 22    |       |              | 39     |
| 23    |       |              | 40     |
| 24    |       |              | 41     |
| 25    |       |              | 42     |
| 26    |       |              | 43     |
| 27    |       |              | 44     |
| 28    |       |              | 45     |
| 29    |       |              | 46     |
| 30    |       |              | 47     |
| 31    |       |              | 48     |
| 32    |       |              | 49     |
| 33    |       |              | 50     |
| 34    |       |              | 51     |
| 35    |       |              | 52     |
| 36    |       |              | 53     |

| Score Box |   |  |  |
|-----------|---|--|--|
| V         | A |  |  |
| 1         |   |  |  |
| 2         |   |  |  |
| 3         |   |  |  |
| 4         |   |  |  |
| 5         |   |  |  |
| 6         |   |  |  |
| 7         |   |  |  |
| 8         |   |  |  |
| 9         |   |  |  |
| 10        |   |  |  |

# Athletic Score Book Co.

## CROSS COUNTRY SCORE SHEET

Meet VARSIITY Vs ALUMNI Team GVHS Course WRIGHT'S (2.0)

Weather & Course Condition \_\_\_\_\_ Course Record \_\_\_\_\_

Date 22-11-98 Your School Record on Course \_\_\_\_\_

TIME:

| Min. | Min. | Min. | Min. | Min. | Min. | Min. | Min. |
|------|------|------|------|------|------|------|------|
| 00   | 00   |      |      |      |      |      | 00   |
| 1    | 1    |      |      |      |      |      | 1    |
| 2    | 2    |      |      |      |      |      | 2    |
| 3    | 3    |      |      |      |      |      | 3    |
| 4    | 4    |      |      |      |      |      | 4    |
| 5    | 5    |      |      |      |      |      | 5    |
| 6    | 6    |      |      |      |      |      | 6    |
| 7    | 7    |      |      |      |      |      | 7    |
| 8    | 8    |      |      |      |      |      | 8    |
| 9    | 9    |      |      |      |      |      | 9    |
| 10   | 10   |      |      |      |      |      | 10   |
| 11   | 11   |      |      |      |      |      | 11   |
| 12   | 12   |      |      |      |      |      | 12   |
| 13   | 13   |      |      |      |      |      | 13   |
| 14   | 14   |      |      |      |      |      | 14   |
| 15   | 15   |      |      |      |      |      | 15   |
| 16   | 16   |      |      |      |      |      | 16   |
| 17   | 17   |      |      |      |      |      | 17   |
| 18   | 18   |      |      |      |      |      | 18   |
| 19   | 19   |      |      |      |      |      | 19   |
| 20   | 20   |      |      |      |      |      | 20   |
| 21   | 21   |      |      |      |      |      | 21   |
| 22   | 22   |      |      |      |      |      | 22   |
| 23   | 23   |      |      |      |      |      | 23   |
| 24   | 24   |      |      |      |      |      | 24   |
| 25   | 25   |      |      |      |      |      | 25   |
| 26   | 26   |      |      |      |      |      | 26   |
| 27   | 27   |      |      |      |      |      | 27   |
| 28   | 28   |      |      |      |      |      | 28   |
| 29   | 29   |      |      |      |      |      | 29   |
| 30   | 30   |      |      |      |      |      | 30   |
| 31   | 31   | 31   | 31   | 31   | 31   | 31   | 31   |
| 32   | 32   | 32   | 32   | 32   | 32   | 32   | 32   |
| 33   | 33   | 33   | 33   | 33   | 33   | 33   | 33   |
| 34   | 34   | 34   | 34   | 34   | 34   | 34   | 34   |
| 35   | 35   | 35   | 35   | 35   | 35   | 35   | 35   |
| 36   | 36   | 36   | 36   | 36   | 36   | 36   | 36   |
| 37   | 37   | 37   | 37   | 37   | 37   | 37   | 37   |
| 38   | 38   | 38   | 38   | 38   | 38   | 38   | 38   |
| 39   | 39   | 39   | 39   | 39   | 39   | 39   | 39   |
| 40   | 40   | 40   | 40   | 40   | 40   | 40   | 40   |
| 41   | 41   | 41   | 41   | 41   | 41   | 41   | 41   |
| 42   | 42   | 42   | 42   | 42   | 42   | 42   | 42   |
| 43   | 43   | 43   | 43   | 43   | 43   | 43   | 43   |
| 44   | 44   | 44   | 44   | 44   | 44   | 44   | 44   |
| 45   | 45   | 45   | 45   | 45   | 45   | 45   | 45   |
| 46   | 46   | 46   | 46   | 46   | 46   | 46   | 46   |
| 47   | 47   | 47   | 47   | 47   | 47   | 47   | 47   |
| 48   | 48   | 48   | 48   | 48   | 48   | 48   | 48   |
| 49   | 49   | 49   | 49   | 49   | 49   | 49   | 49   |
| 50   | 50   | 50   | 50   | 50   | 50   | 50   | 50   |
| 51   | 51   | 51   | 51   | 51   | 51   | 51   | 51   |
| 52   | 52   | 52   | 52   | 52   | 52   | 52   | 52   |
| 53   | 53   | 53   | 53   | 53   | 53   | 53   | 53   |
| 54   | 54   | 54   | 54   | 54   | 54   | 54   | 54   |
| 55   | 55   | 55   | 55   | 55   | 55   | 55   | 55   |
| 56   | 56   | 56   | 56   | 56   | 56   | 56   | 56   |
| 57   | 57   | 57   | 57   | 57   | 57   | 57   | 57   |
| 58   | 58   | 58   | 58   | 58   | 58   | 58   | 58   |
| 59   | 59   | 59   | 59   | 59   | 59   | 59   | 59   |

| Place | Time  | Name          | School |
|-------|-------|---------------|--------|
| 1     | 10:27 | MARRIOTT      | V      |
| 2     | 49    | HART          | V      |
| 3     | 54    | HOUGHENS      | V      |
| 4     | 11:00 | McDANNALED(m) | V      |
| 5     | 13    | McDANNALED(j) | A      |
| 6     | 14    | McDANNALED(d) | V      |
| 7     | 17    | FORSNICK      | V      |
| 8     | 20    | HALE          | V      |
| 9     | 36    | WEIDNER       | A      |
| 10    | 57    | GARRISON      | A      |
| 11    | 12:07 | ROHDE         | A      |
| 12    | 21    | MATHIS        | V      |
| 13    | 42    | JONES         | V      |
| 14    | 43    | LIDONIS       | V      |
| 15    | 13:00 | MUTCHCRAFT    | V      |
| 16    | 29    | REITZ         | V      |
| 17    | 40    | HEDIN         | V      |
| 18    | 54    | RASCH         | V      |
| 19    | 57    | HUFF          | V      |
| 20    | 59    | KUCHENBERG    | V      |
| 21    | 14:03 | VAUGHN        | V      |
| 22    | 15:32 | CAGLE         | V      |
| 23    | 16:10 | JENKINS       | V      |
| 24    | 26    | BOSLEY        | V      |
| 25    |       |               |        |
| 26    |       |               |        |
| 27    |       |               |        |
| 28    |       |               |        |
| 29    |       |               |        |
| 30    |       |               |        |
| 31    |       |               |        |
| 32    |       |               |        |
| 33    |       |               |        |
| 34    |       |               |        |
| 35    |       |               |        |
| 36    |       |               |        |

| Score Box |                 |
|-----------|-----------------|
| V         | A               |
| 1         | 5               |
| 2         | 9               |
| 3         | 10              |
| 4         | 11              |
| 5         | <del>6</del> 12 |
| 6         | 7               |
| 7         | 8               |
| 8         |                 |
| 9         |                 |
| 10        | 16 47           |

|    |  |  |  |
|----|--|--|--|
| 37 |  |  |  |
| 38 |  |  |  |
| 39 |  |  |  |
| 40 |  |  |  |
| 41 |  |  |  |
| 42 |  |  |  |
| 43 |  |  |  |
| 44 |  |  |  |
| 45 |  |  |  |
| 46 |  |  |  |
| 47 |  |  |  |
| 48 |  |  |  |
| 49 |  |  |  |
| 50 |  |  |  |
| 51 |  |  |  |
| 52 |  |  |  |
| 53 |  |  |  |

11/21/98 (22.11.98)

| NAME               | 1 MILE | SPLIT           | 2 MILE | SPLIT | AVG<br>3 MILE | SPL<br>4.2 |
|--------------------|--------|-----------------|--------|-------|---------------|------------|
| HILL               | 11:01  | 5.26            | 11:20  | 5:54  | 5:40          | /          |
| HART               | 11:03  | 5.18            | 10:49  | 5:31  | 5:24          | /          |
| HEUCKERS           | 11:04  | 5.17            | 10:54  | 5:37  | 5:27          | /          |
| MARZICOTTI         | 11:04  | 5.10            | 10:27  | 5:17  | 5:13          | /          |
| MATHIS             | 11:06  | 5.54            | 12:21  | 6:25  | 6:10          | /          |
| MCDONALD (M)       | 11:06  | 5.15            | 11:00  | 5:45  | 5:30          | /          |
| FRESHER            | 11:06  | 5.16            | 11:17  | 6:01  | 5:38          | /          |
| MCDONALD (D)       | 10:59  | 5.31            | 11:14  | 5:43  | 5:37          | /          |
| <del>ANDREWS</del> |        | <del>5.14</del> |        |       |               | /          |
| BOSLEY             | 10:33  | 7.56            | 16:26  | 8:30  | 8:13          | /          |
| KUCHENBERG         | 10:33  | 6.41            | 13:59  | 7:18  | 6:59          | /          |
| JENSEN             | 10:33  | 6.28            | 13:54  | 7:26  | 6:57          | /          |
| REED               |        | 6.14            | 13:29  | 7.15  | 6:29          | /          |
| VAUGHN             |        | 6.36            | 14:03  | 7:27  | 7:01          | /          |
| HEUNE              | 12:23  | 6.12            | 12:43  | 6:31  | 6:21          | /          |
| WELLS              |        | 7.18            | 15:32  | 8:14  | 7:46          | /          |
| MEDIN              |        | 6.28            | 13:40  | 7:12  | 6:50          | /          |
| HUFF               |        | 6.36            | 13:57  | 7:21  | 6:58          | /          |
| WICKERT            |        | 6.15            | 13:06  | 6:45  | 6:30          | /          |
| JENKINS            |        | 7.49            | 16:10  | 8:11  | 8:05          | /          |
| JONES              |        | 6.14            | 13:43  | 7:29  | 6:21          | /          |



# SJO VS. CENTENNIAL, SCHLARMAN, OAKWOOD, TUSCOLA

| SJO VS CENT, D-S, OAKWOOD, TUSCOLA AT KICKAPOO (3.0/2.5) |      |        |       |        |       |         |        |           |           |
|--|------|--------|-------|--------|-------|---------|--------|-----------|-----------|
| 90, SUNNY  |      |        |       |        |       |         |        |           |           |
| 3-SEP-98   |      |        |       |        |       |         |        |           |           |
| NAME   | MILE | 2 MILE | SPLIT | 3 MILE | SPLIT | AVERAGE | POINTS | OLD TOTAL | NEW TOTAL |
| MARRIOTT   | 5:16 | 10:46  | 5:30  | 16:16  | 5:30  | 5:25    | 4      | 0         | 4         |
| HALE   | 5:23 | 11:13  | 5:50  | 16:52  | 5:39  | 5:37    | 4      | 0         | 4         |
| HART   | 5:19 | 11:09  | 5:50  | 16:58  | 5:49  | 5:39    | 4      | 0         | 4         |
| MCDANNALD,M  | 5:22 | 11:13  | 5:51  | 17:00  | 5:47  | 5:40    | 4      | 0         | 4         |
| FORSHIER   | 5:23 | 11:17  | 5:54  | 17:20  | 6:03  | 5:46    | 4      | 0         | 4         |
| JONES  | 5:52 | 12:42  | 5:59  | 19:37  | 6:55  | 6:32    | 3      | 0         | 3         |
| YOUNG  | 6:11 | 12:57  | 6:46  | 19:41  | 6:44  | 6:33    | 3      | 0         | 3         |
| MATHIS   | 5:58 | 12:55  | 6:35  | 19:45  | 6:50  | 6:35    | 3      | 0         | 3         |
| HUTCHCRAFT   | 6:05 | 13:06  | 7:01  | 19:48  | 6:42  | 6:36    | 3      | 0         | 3         |
| MCDANNALD,D  | 5:32 | 11:57  | 6:25  | 20:05  | 8:08  | 6:41    | 1      | 0         | 1         |
| RETZ   | 6:15 | 13:15  | 7:00  | 20:15  | 7:00  | 6:45    | 1      | 0         | 1         |
| KUCHENBROD   | 6:35 | 13:59  | 7:24  | 21:10  | 7:11  | 7:03    | 0      | 0         | 0         |
| RASCH  | 6:23 | 13:47  | 7:24  | 21:12  | 7:25  | 7:04    | 0      | 0         | 0         |
| HEDIN  | 6:37 | 14:10  | 7:33  | 21:57  | 7:47  | 7:19    | 0      | 0         | 0         |
| HUFF   | 6:38 | 14:31  | 7:53  | 22:21  | 7:50  | 7:27    | 0      | 0         | 0         |
| CAGLE  | 7:21 | 15:01  | 7:40  | 22:33  | 7:32  | 7:31    | 0      | 0         | 0         |
| JENKINS  | 7:23 | 15:43  | 8:20  | 24:29  | 8:46  | 8:10    | 0      | 0         | 0         |
| BOSLEY   | 7:57 | 16:38  | 8:41  | 25:08  | 8:30  | 8:23    | 0      | 0         | 0         |
| TOP 5 SPLIT = 1:04 (1-2 SPLIT = 32 SEC)                  |      |        |       |        |       |         |        |           |           |
| TOP 7 SPLIT = 3:25                                       |      |        |       |        |       |         |        |           |           |
| NAME   | MILE | 2 MILE | SPLIT | 2.5 MI | SPLIT | AVERAGE | POINTS | OLD TOTAL | NEW TOTAL |
| FRANZEN  | 6:34 | 13:36  | 7:02  | 17:06  | 6:50  | 6:48    | 3      | 0         | 3         |
| KARY   | 6:33 | 13:41  | 7:08  | 17:08  | 6:51  | 6:50    | 3      | 0         | 3         |
| CHANDLER   | 6:42 | 14:03  | 7:21  | 17:30  | 7:00  | 7:01    | 2      | 0         | 2         |
| LEGERNES   | 6:48 | 14:17  | 7:29  | 17:56  | 7:10  | 7:08    | 2      | 0         | 2         |
| INGRAM   | 6:51 | 14:21  | 7:30  | 18:06  | 7:14  | 7:10    | 2      | 0         | 2         |
| WINN   | 7:04 | 14:51  | 7:47  | 18:25  | 7:22  | 7:25    | 2      | 0         | 2         |
| ANDERS   | 7:04 | 14:50  | 7:46  | 18:28  | 7:23  | 7:25    | 2      | 0         | 2         |
| KLEIN  | 6:59 | 14:52  | 7:53  | 18:48  | 7:31  | 7:26    | 2      | 0         | 2         |
| BARBEE   | 7:22 | 15:33  | 8:11  | 19:34  | 7:49  | 7:46    | 2      | 0         | 2         |
| MCELWEE  | 8:19 | 17:37  | 9:18  | 21:59  | 8:47  | 8:48    | 0      | 0         | 0         |
| TOP 5 SPLIT = 1:00                                       |      |        |       |        |       |         |        |           |           |
| TOP 7 SPLIT = 1:22                                       |      |        |       |        |       |         |        |           |           |





3-SEP-98  
 VS. LENT/EMIL/TUSC/D-S

| NAME            |    | 1 MILE     | SPLIT      | 2 MILE     | SPLIT      | 3 MILE     | SPL<br>AY               |             |             |            |   |
|-----------------|----|------------|------------|------------|------------|------------|-------------------------|-------------|-------------|------------|---|
| U HART          | 3  | 5:19       | 5:50       | 11:09      | 5:49       | 16:58      | /                       |             |             |            |   |
| U MARRIOTT      | 1  | :16        | 5:30       | 10:46      | 5:30       | 16:16      | /                       |             |             |            |   |
| U McDANNALD (M) | 4  | :22        | 5:49       | 11:13      | 5:47       | 17:00      | /                       |             |             |            |   |
| U HALE          | 2  | :23        | 5:50       | 11:13      | 5:39       | 16:52      | /                       |             |             |            |   |
| U FORSHIER      | 5  | :23        | 5:56       | 11:17      | 6:03       | 17:20      | /                       |             |             |            |   |
| U McDANNALD (D) | 10 | :32        | 6:25       | 11:57      | 5:07       | 20:05      | 1-2<br>3                |             |             |            |   |
| HOUCHENS        |    | 1-2<br>:36 | 2-3<br>:06 | 3-4<br>:02 | 4-5<br>:20 | 1-3<br>:42 | 5-7<br>2:21             | 1-5<br>1:04 | 1-7<br>3:25 | 2+5<br>:28 | / |
| 3 MATHIS        | 8  | :58        | 6:57       | 13:55      | 6:53       | 11:45      | /                       |             |             |            |   |
| 3 JONES         | 6  | :52        | 6:50       | 13:43      | 6:59       | 19:37      | /                       |             |             |            |   |
| 3 YOUNG         | 7  | 6:11       | 6:46       | 12:57      | 6:44       | 14:41      | /                       |             |             |            |   |
| 1 RETZ          | 11 | :15        | 7:00       | 13:15      | 7:00       | 20:15      | /                       |             |             |            |   |
| 0 RASCH         | 13 | :33        | 7:34       | 13:47      | 7:25       | 21:12      | /                       |             |             |            |   |
| 3 HUTCHCRAFT    | 9  | :09        | 7:01       | 13:38      | 6:48       | 19:12      | /                       |             |             |            |   |
| 0 HEDIN         | 14 | :37        | 7:32       | 14:10      | 7:47       | 21:57      | /                       |             |             |            |   |
| 0 KUCHENBROD    | 12 | :29        | 7:24       | 13:59      | 7:11       | 21:10      | /                       |             |             |            |   |
| ANDREWS         |    | -          | -          | -          | -          | -          | /                       |             |             |            |   |
| 0 HUFF          | 15 | :32        | 7:53       | 14:31      | 7:50       | 22:21      | /                       |             |             |            |   |
| 0 CAGLE         | 16 | 7:21       | 7:49       | 15:01      | 7:32       | 22:33      | /                       |             |             |            |   |
| 0 JENKINS       | 17 | :23        | 8:20       | 15:43      | 8:46       | 24:09      | /                       |             |             |            |   |
| 0 BOSLEY        | 18 | :57        | 9:41       | 16:38      | 9:30       | 25:08      | 3:25<br>24<br>3<br>3:68 |             |             |            |   |

**CENTENNIAL/ST. JOE-OGDEN/TUSCOLA/OAKWOOD/DANVILLE  
SCHLARMAN**

**3.00 MILES  
4.84 KILOMETERS**

**SEPTEMBER 3, 1998  
HOST: ST. JOSEPH-OGDEN  
SITE: KICKAPOO STATE PARK**

**MEET RECORD:  
COURSE RECORD:**

**5:46 PM  
Page: 1**

**Key: Place within group. Name. (Grade).**

**©Software by MacCross Country 1-800-**

|   |  |
|---|--|
| John Marriott (VB) St.Joe-Ogden 16:16     | Nic Hatfield (VB) Centennial 21:34     |
| Robert Hanners (VB) Tuscola 16:46         | Chris Anderson (VB) Tuscola 21:57      |
| Matt Hale (VB) St.Joe-Ogden 16:52         | T.J. Stewart (VB) Oakwood 21:59        |
| Brad Hart (VB) St.Joe-Ogden 16:58         | Aaron Saxton (VB) Centennial 22:04     |
| Mike McDannald (VB) St.Joe-Ogden 17:00    | Aaron Huff (VB) St.Joe-Ogden 22:17     |
| Rob Forshier (VB) St.Joe-Ogden 17:20      | Brandon Cagle (VB) St.Joe-Ogden 22:20  |
| John Leahy (VB) Oakwood 17:44             | Mark Quinn (VB) Tuscola 22:21          |
| Cory Vandenberg (VB) Oakwood 17:49        | Joe Dorsey (VB) Centennial 22:33       |
| Brian McDaniel (VB) Tuscola 17:53         | Nathan Brown (VB) Oakwood 22:38        |
| Rob Hargrove (VB) Oakwood 18:01           | Ryan Kleiss (VB) Tuscola 22:42         |
| Jay Mahannah (VB) Centennial 18:48        | Tyler New (VB) Centennial 23:19        |
| Adam Petry Cooper (VB) Centennial 18:55   | Nathen Jenkins (VB) St.Joe-Ogden 23:25 |
| Nate Swartzendruber (VB) Centennial 19:07 | Tony Bosley (VB) St.Joe-Ogden 23:52    |
| Phillip Murphy (VB) Centennial 19:08      | Sean Sherrie (VB) Centennial 24:29     |
| Scott Groves (VB) Tuscola 19:09           | Adam Grimes (VB) Oakwood 25:07         |
| Bryan Goodwin (VB) Schlarman 19:34        | Jeremy Evans (VB) Oakwood 25:08        |
| Doron Jones (VB) St.Joe-Ogden 19:37       | Josh Auterman (VB) Oakwood 25:20       |
| Kyle Young (VB) St.Joe-Ogden 19:41        | Dustin Liggett (VB) Oakwood 25:32      |
| Steve Goodwin (VB) Centennial 19:45       | Ryan Taflinger (VB) Oakwood 26:30      |
| Tommy Mathis (VB) St.Joe-Ogden 19:46      | Alex Puckett (VB) Oakwood 27:32        |
| Jason Willis (VB) Oakwood 19:47           |  |
| Orin Hutchcraft (VB) St.Joe-Ogden 19:47   |  |
| Tony Reinhart (VB) Tuscola 19:48          |  |
| Darin Trulock (VB) Centennial 19:52       |  |
| Marcus Grove (VB) Oakwood 20:04           |  |
| Jason Retz (VB) St.Joe-Ogden 20:05        |  |
| J.T. Voorhees (VB) Oakwood 20:09          |  |
| Steve Drollinger (VB) Oakwood 20:14       |  |
| Josh Hansen (VB) Centennial 20:19         |  |
| Mike Phillips (VB) Oakwood 20:34          |  |
| Chris Huls (VB) Oakwood 20:34             |  |
| Michael Holm (VB) Centennial 20:42        |  |
| Tim Heyen (VB) Tuscola 20:48              |  |
| Patrick Mahoney (VB) Centennial 20:49     |  |
| Joe Kuchenbrod (VB) St.Joe-Ogden 20:50    |  |
| Jon Rasch (VB) St.Joe-Ogden 20:57         |  |
| Will Lucas (VB) Tuscola 21:10             |  |
| Greg Hedin (VB) St.Joe-Ogden 21:12        |  |

**CENTENNIAL/ST. JOE-OGDEN/TUSCOLA/OAKWOOD/DANVILLE**

3.00 MILES  
4.84 KILOMETERS

**SCHLARMAN  
VARSITY BOYS RESULTS**

SEPTEMBER 3, 1998  
HOST: ST. JOSEPH-OGDEN  
SITE: KICKAPOO STATE PARK

MEET  
RECORD:  
COURSE

5:50 PM  
Page: 1

©Software by MacCross Country 1-800-PETE-MAC

| Place | Team                 | Points | Places for Team Points (Overall Place-Name Time)  |
|-------|----------------------|--------|---|
| 1     | <b>St. Joe-Ogden</b> | 19     | 1 3 4 5 6 16 17 • (1-John Marriott 16:16, 3-Matt Hale 16:52, 4-Brad Hart 16:58, 5-Mike McDannald 17:00, 6-Rob Forshier 17:20, 17-Doron Jones 19:37, 18-Kyle Young 19:41, 20-Tommy Mathis 19:46, 22-Orin Hutchcraft 19:47, 26-Jason Retz 20:05, 35-Joe Kuchenbrod 20:50, 36-Jon Rasch 20:57, 38-Greg Hedin 21:12, 43-Aaron Huff 22:17, 44-Brandon Cagle 22:20, 50-Nathen Jenkins 23:25, 51-Tony Roslev 23:52. )                        |
| 2     | <b>Oakwood</b>       | 66     | 7 8 10 19 22 23 24 • (7-John Leahy 17:44, 8-Cory Vandenberg 17:49, 10-Rob Hargrove 18:01, 21-Jason Willis 19:47, 25-Marcus Grove 20:04, 27-J.T. Voorhees 20:09, 28-Steve Drollinger 20:14, 30-Mike Phillips 20:34, 31-Chris Huls 20:34, 41-T.J. Stewart 21:59, 47-Nathan Brown 22:38, 53-Adam Grimes 25:07, 54-Jeremy Evans 25:08, 55-Josh Auterman 25:20, 56-Dustin Liggett 25:32, 57-Ryan Taflinger 26:30, 58-Alex Puckett 27:32. ) |
| 3     | <b>Centennial</b>    | 68     | 11 12 13 14 18 21 25 • (11-Jay Mahannah 18:48, 12-Adam Petry Cooper 18:55, 13-Nate Swartzendruber 19:07, 14-Phillip Murphy 19:08, 19-Save Goodwin 19:45, 24-Darin Trulock 19:52, 29-Josh Hansen 20:19, 32-Michael Holm 20:42, 34-Patrick Mahoney 20:49, 39-Nic Hatfield 21:34, 42-Aaron Saxton 22:04, 46-Ian Dorsey 22:33, 49-Tyler New 23:19, 52-Sean Sherrie 24:29. )   |
| 4     | <b>Tuscola</b>       | 72     | 2 9 15 20 26 27 28 • (2-Robert Hanners 16:46, 9-Brian McDaniel 17:53, 15-Scott Groves 19:09, 23-Tony Reinhart 19:48, 33-Tim Heyen 20:48, 37-Will Lucas 21:10, 40-Chris Anderson 21:57, 45-Mark Quinn 22:21, 48-Ryan Kleiss 22:42, )   |
|       | <b>Schlarman</b>     | 0      | • (16-Bryan Goodwin 19:34. )  |

# CENTENNIAL/ST. JOE-OGDEN/TUSCOLA/OAKWOOD/DANVILLE

## SCHLARMAN

2.50 MILES  
4.03 KILOMETERS

## VARSIY GIRLS RESULTS

SEPTEMBER 3, 1998  
HOST: ST. JOSEPH-OGDEN  
SITE: KICKAPOO STATE PARK

MEET RECORD:  
COURSE RECORD:

5:21 PM

Page: 1

Key: Place within group, Name, (Grade),

©Software by MacCross Country 1-800-

---

Ally Broeren (VG) Centennial 16:45  
Anna Rudolphi (VG) Centennial 16:45  
Leigh Anne Kenyon (VG) Centennial  
16:46  
Amy White (VG) Centennial 16:47  
Kara Franzen (VG) St.Joe-Ogden 17:06  
Jill Kary (VG) St.Joe-Ogden 17:08  
Tosha Stephens (VG) Tuscola 17:09  
Deborah Newell (VG) Centennial 17:09  
Kristin Chandler (VG) St.Joe-Ogden  
17:30  
Roisin Smith (VG) Centennial 17:46  
Laura Legernes (VG) St.Joe-Ogden 17:56  
Sara Ingram (VG) St.Joe-Ogden 18:06  
Stacie Fisher (VG) Oakwood 18:23  
Amber Winn (VG) St.Joe-Ogden 18:25  
Meredith Anders (VG) St.Joe-Ogden  
18:28  
Heather Meyers (VG) Centennial 18:40  
Kelly Klein (VG) St.Joe-Ogden 18:48  
Abby Ferguson (VG) Centennial 19:07  
Maggie Rudolphi (VG) Centennial 19:12  
Janeen Sutherland (VG) Tuscola 19:28  
Shawna Barbee (VG) St.Joe-Ogden 19:34  
Erica Hall (VG) Tuscola 19:37  
Natalie Goglia (VG) Oakwood 19:53  
Brittany Wendell (VG) Oakwood 20:30  
Christine Kranz (VG) Centennial 20:34  
Alex Bass (VG) Centennial 20:49  
Lindsey Snider (VG) Tuscola 21:17  
Jana Wells (VG) Oakwood 21:24  
Julie Fourez (VG) Oakwood 21:51  
Ashley McElwee (VG) St.Joe-Ogden 21:59  
Brandi Boen (VG) Oakwood 22:17  
Jena Wells (VG) Oakwood 22:22  
Rachel Pridemore (VG) Oakwood 23:41  
Jackie Lambert (VG) Oakwood 24:29  
Jessica Huls (VG) Oakwood 27:00  
Mallory Hausman (VG) Oakwood 27:02  
Beth Richter (VG) Oakwood 27:14  
Brittany Liggett (VG) Oakwood 27:54

**CENTENNIAL/ST. JOE-OGDEN/TUSCOLA/OAKWOOD/DANVILLE**

**SCHLARMAN**

**VARSITY GIRLS RESULTS**

SEPTEMBER 3, 1998

HOST: ST. JOSEPH-OGDEN

SITE: KICKAPOO STATE PARK

2.50 MILES  
4.03 KILOMETERS

MEET RECORD:  
COURSE RECORD:

5:24 PM

Page: 1

©Software by MacCross Country 1-800-PETE-MAC

| Place | Team          | Points | Places for Team Points (Overall Place-Name Time)  |
|-------|---------------|--------|---|
| 1     | Centennial    | 17     | 1 2 3 4 7 9 15 • (1-Ally Broeren 16:45, 2-Anna Rudolphi 16:45, 3-Leigh Anne Kenyon 16:46, 4-Amy White 16:47, 8-Deborah Newell 17:09, 10-Roisin Smith 17:46, 16-Heather Meyers 18:40, 18-Abby Ferguson 19:07, 19-Maggie Rudolphi 19:12, 25-Christine Kranz 20:34, 26-Alex Bass 20:49, )  |
| 2     | St. Joe-Ogden | 40     | 5 6 8 10 11 13 14 • (5-Kara Franzen 17:06, 6-Jill Kary 17:08, 9-Kristin Chandler 17:30, 11-Laura Legernes 17:56, 12-Sara Ingram 18:06, 14-Amber Winn 18:25, 15-Meredith Anders 18:28, 17-Kelly Klein 18:48, 21-Shawna Barbee 19:34, 30-Ashley McElwee 21:59, )  |
| 3     | Oakwood       | 82     | 12 16 17 18 19 20 21 • (13-Stacie Fisher 18:23, 23-Natalie Goglia 19:53, 24-Brittany Wendell 20:30, 28-Jana Wells 21:24, 29-Julie Fourez 21:51, 31-Brandi Boen 22:17, 32-Jena Wells 22:22, 33-Rachel Pridemore 23:41, 34-Jackie Lambert 24:29, 35-Jessica Huls 27:00, 36-Mallory Hausman 27:02, 37-Beth Richter 27:14, 38-Brittany Liggett 27:54, ) |
|       | Tuscola       | 0      | • (7-Tosha Stephens 17:09, 20-Janeen Sutherland 19:28, 22-Erica Hall 19:37, 27-Lindsey Snider 21:17, )  |

# SJO AT COWCHIP CLASSIC

SJO AT COWCHIP  
 90'S, SUNNY, HOT  
 5-SEP-98

| NAME        | MILE | 2 MILE | SPLIT | 2.8 MI | SPLIT | AVERAGE | POINTS | OLD TOTAL | NEW TOTAL |
|-------------|------|--------|-------|--------|-------|---------|--------|-----------|-----------|
| MARRIOTT    | 5:03 | 9:36   | 4:33  | 15:08  | 5:32  | 5:24    | 15     | 4         | 19        |
| HALE        | 5:11 | 9:37   | 4:26  | 15:10  | 5:33  | 5:25    | 15     | 4         | 19        |
| HART        | 5:10 | 9:39   | 4:29  | 15:16  | 5:37  | 5:27    | 15     | 4         | 19        |
| FORSHIER    | 5:15 | 9:54   | 4:39  | 15:32  | 5:38  | 5:32    | 15     | 4         | 19        |
| MCDANNALD,M | 5:17 | 10:32  | 5:15  | 15:35  | 5:03  | 5:33    | 15     | 4         | 19        |
| MCDANNALD,D | 5:16 | 11:03  | 5:59  | 16:33  | 5:30  | 5:54    | 14     | 1         | 15        |
| YOUNG       | 5:48 | 11:12  | 5:24  | 17:37  | 6:25  | 6:17    | 12     | 3         | 15        |
| JONES       | 5:46 | 11:06  | 5:20  | 17:44  | 6:38  | 6:20    | 12     | 3         | 15        |
| MATHIS      | 5:59 | 11:13  | 5:14  | 18:03  | 6:50  | 6:26    | 10     | 3         | 13        |
| HUTCHCRAFT  | 6:08 | 11:35  | 5:27  | 18:08  | 6:33  | 6:28    | 9      | 3         | 12        |
| RETZ        | 6:18 | 11:46  | 5:28  | 18:16  | 6:30  | 6:31    | 9      | 1         | 10        |
| RASCH       | 6:12 | 12:23  | 6:11  | 19:43  | 7:20  | 7:02    | 6      | 0         | 6         |
| KUCHENBROD  | 6:38 | 12:33  | 5:55  | 19:46  | 7:13  | 7:03    | 6      | 0         | 6         |
| CAGLE       | 6:40 | 12:43  | 6:03  | 19:53  | 7:10  | 7:06    | 6      | 0         | 6         |
| HEDIN       | 6:40 | 12:36  | 5:56  | 19:54  | 7:18  | 7:06    | 6      | 0         | 6         |
| ALLEN       | 6:25 | 12:17  | 5:52  | 20:06  | 7:49  | 7:10    | 6      | 0         | 6         |
| HUFF        | 6:29 | 12:36  | 6:07  | 20:13  | 7:37  | 7:13    | 5      | 0         | 5         |
| ANDREWS     | 6:57 | 13:56  | 6:59  | 21:51  | 7:55  | 7:48    | 2      | 0         | 2         |
| JENKINS     | 6:57 | 14:02  | 7:05  | 22:19  | 8:17  | 7:58    | 1      | 0         | 1         |
| BOSLEY      | 7:49 | 14:54  | 7:05  | 23:27  | 8:33  | 8:22    | 0      | 0         | 0         |

TOP 5 SPLIT = 27 SEC

TOP 7 SPLIT = 2:29

1.85 M

|          |      |       |      |  |  |      |    |   |    |
|----------|------|-------|------|--|--|------|----|---|----|
| KARY     | 6:06 | 11:47 | 5:41 |  |  | 6:22 | 15 | 3 | 18 |
| FRANZEN  | 6:06 | 11:55 | 5:49 |  |  | 6:26 | 15 | 3 | 18 |
| CHANDLER | 6:18 | 11:55 | 5:37 |  |  | 6:26 | 15 | 2 | 17 |
| LEGERNES | 6:27 | 12:22 | 5:55 |  |  | 6:41 | 15 | 2 | 17 |
| INGRAM   | 6:32 | 12:31 | 5:59 |  |  | 6:45 | 15 | 2 | 17 |
| WINN     | 6:32 | 12:33 | 6:01 |  |  | 6:47 | 15 | 2 | 17 |
| KLEIN    | 6:33 | 12:53 | 6:20 |  |  | 6:57 | 15 | 2 | 17 |
| ANDERS   | 6:43 | 13:03 | 6:20 |  |  | 7:03 | 14 | 2 | 16 |
| MCELWEE  | 7:53 | 15:17 | 7:24 |  |  | 8:15 | 4  | 0 | 4  |

TOP 5 SPLIT = 44 SEC

TOP 7 SPLIT = 1:06

| NAME    |   | 1 MILE | SPLIT | 2 MILE | SPLIT | 3 MILE | SPLIT |
|---------|---|--------|-------|--------|-------|--------|-------|
| JOHN    | 4 | 14:15  | 5:03  | 9:36   |       | 15:08  | 15:31 |
| MATT    | 4 | 14:15  | 5:11  | 9:37   |       | 15:10  | 15:07 |
| BRAD    | 4 | 14:15  | 5:10  | 9:39   |       | 15:16  | 15:34 |
| MIKE    | 4 | 14:15  | 5:17  | 10:32  |       | 15:35  | 15:43 |
| BOB     | 4 | 14:15  | 5:25  | 9:50   |       | 15:32  | 5:52  |
| DOUG    | 1 | 13:11  | 5:16  | 11:03  |       | 16:33  | 16:17 |
| KYLE    | 3 | 11:02  | 5:58  | 11:02  |       | 17:37  |       |
| DENON   | 3 | 11:02  | 5:46  | 11:06  |       | 17:44  |       |
| TOM     | 3 | 9:10   | 5:59  | 11:13  |       | 18:03  |       |
| RIZIN   | 3 | 8:1    | 6:08  | 11:35  |       | 18:08  |       |
| JHSON   | 1 | 8:1    | 6:18  | 11:46  |       | 18:16  |       |
| JON     | 5 | 6      | 6:12  | 12:23  |       | 19:43  |       |
| JOE     | 5 | 6      | 6:38  | 12:33  |       | 19:46  |       |
| BRANDON | 5 | 6      | 6:40  | 12:43  |       | 19:53  |       |
| BOB     | 5 | 6      | 6:40  | 12:36  |       | 19:54  |       |
| CHRIS   | 5 | 6      | 6:25  | 12:17  |       | 20:06  |       |
| AARON   | 4 | 5      | 6:29  | 12:32  |       | 20:13  |       |
| REID    | 2 |        | 6:57  | 13:56  |       | 21:51  |       |
| NATHAN  | 1 |        | 6:57  | 14:02  |       | 22:19  |       |
| TENNY   | 0 |        | 7:49  | 14:54  |       | 23:27  |       |



| NAME             | 1 MILE | SPLIT | 2 MILE | SPLIT | 3 MILE | SPL   |
|------------------|--------|-------|--------|-------|--------|-------|
| 6 (MCDANWALD, D) | 5:16   | 5:47  | 11:03  | 5:33  | 16:20  | 16:33 |
| KLEIN            | 6:33   | 6:33  | 13:53  |       |        |       |
| 4 (MCDANWALD, M) | 5:17   | 5:16  | 10:32  | 5:03  | 15:33  | 15:33 |
| LEGERVES         | 6:27   | 5:35  | 12:27  |       |        |       |
| 2 (HART)         | 5:13   | 4:21  | 9:39   | 5:37  | 15:16  | 15:16 |
| CHANDLER         | 6:18   | 5:38  | 11:51  |       |        |       |
| NOOT             | 5:23   |       |        |       |        |       |
| TOM MATHIS       | 5:59   | 5:16  | 11:13  |       | 18:04  |       |
| KYLE YOUNG       | 5:58   | 5:14  | 11:10  |       | 17:38  |       |
| ERIN HUTCHCRAFT  | 6:08   | 5:07  | 11:35  |       | 17:58  |       |
| JON RASCH        | 6:12   | 6:11  | 12:23  |       | 19:42  |       |
| JASON FELTZ      | 6:13   | 6:28  | 11:46  |       | 18:16  |       |
| GREG WEDIN       | 6:40   |       | 12:30  |       | 19:50  |       |
| AARON WIFF       | 6:24   |       | 12:30  |       | 20:14  |       |
| BIZ HULOW CAGLE  | 6:40   |       | 13:13  |       | 19:53  |       |
| NATHAN JENNINGS  | 6:57   |       | 14:08  |       | 22:11  |       |
| JEFF BOSLEY      | 7:49   |       | 14:54  |       | 23:04  |       |
| CHRIS ALLEN      | 6:55   |       | 12:17  |       | 20:16  |       |
| REBECCA ANDREWS  | 6:57   |       | 13:57  |       | 21:51  |       |
| JOE KUCHENBROD   | 6:58   |       | 12:33  |       | 17:46  |       |





(11)

VARSDTY 7 RACES

RACE NUMBER #1 Runner.

|     | Runners Name       | Class | School          | Time  |
|-----|--------------------|-------|-----------------|-------|
| 1.  | Ryan Young         | 12    | PRAIRIE Central | 14:47 |
| 2.  | John Marriott      | 12    | St. Joe         | 15:08 |
| 3.  | Jeff Helfrich      | 12    | Uni             | :18   |
| 4.  | Greg Howard        | 11    | Rob             | :21   |
| 5.  | Josh Mock          | 12    | Mah             | :24   |
| 6.  | Andy Mohr          | 12    | Unity           | 16:15 |
| 7.  | Mike Wiedman       | 10    | St. Ant         | :21   |
| 8.  | Nathan Stuhlmacher | 12    | T.H.            | :25   |
| 9.  | Justin Finney      | 11    | Cumb            | :43   |
| 10. | John Leahy         | 12    | Oak             | :57   |
| 11. | Justin Richards    | 11    | Cowden          | 17:38 |
| 12. | Austin Cantrell    | 9     | Chrisman        | :48   |
| 13. | Francis Nlemeng    | 11    | T-Town          | 18:26 |
| 14. | Bryce Bezy         | 11    | Mont            | :27   |
| 15. | Tom Winn           | 10    | G'Town          | 19:00 |
| 16. |                    |       |                 |       |
| 17. |                    |       |                 |       |
| 18. |                    |       |                 |       |
| 19. |                    |       |                 |       |
| 20. |                    |       |                 |       |
| 21. |                    |       |                 |       |
| 22. |                    |       |                 |       |
| 23. |                    |       |                 |       |
| 24. |                    |       |                 |       |
| 25. |                    |       |                 |       |

17

VARSITY 7 RACES

RACE NUMBER #2 Runner

| Runners Name                      | Class | School      | Time  |
|-----------------------------------|-------|-------------|-------|
| 1. Brad Hart                      | 12    | St. Joe     | 15:16 |
| 2. Bryan Bitner                   | 12    | PRAIRIE     | :23   |
| 3. Ryan Jakowczyk                 | 11    | T.H. South  | :48   |
| 4. <del>Ryan</del> Jordan Johnson | 9     | Mah         | :54   |
| 5. Josh Helton                    | 10    | Rob         | 16:03 |
| 6. Cory Vandenberg                | 12    | Oak         | :18   |
| 7. Charles Terry                  | 11    | Uni         | :24   |
| 8. Matt Goldstein                 | 11    | St. Ant     | :36   |
| 9. Jared Woodcock                 | 10    | Unity       | :38   |
| 10. Daniel Cisney                 | 12    | Cumb        | 17:10 |
| 11. Jacob Meyer                   |       | T-Town      | :42   |
| 12. Beth Humrichous               | 10    | Chrisman    | :50   |
| 13. Alan Tucker                   | 10    | Cowden      | 18:02 |
| 14. Jacob Ellis                   | 10    | G' Town     | :46   |
| 15. Brian Alexander               | 10    | Mont        | :59   |
| 16. Jacob Elam                    | 10    | Villa Grove | 20:54 |
| 17.                               |       |             |       |
| 18.                               |       |             |       |
| 19.                               |       |             |       |
| 20.                               |       |             |       |
| 21.                               |       |             |       |
| 22.                               |       |             |       |
| 23.                               |       |             |       |
| 24.                               |       |             |       |
| 25.                               |       |             |       |

10

VARSIY 7 RACES

RACE NUMBER #3 RUNNER

|     | Runners Name   | Class | School      | Time  |
|-----|--|-------|-------------|-------|
| 1.  | MATT Hale  | 12    | St. Joe     | 15:10 |
| 2.  | Dan Clark  | 12    | PRAIRIE     | :24   |
| 3.  | Noah Gambill   | 11    | T.H. South  | :59   |
| 4.  | Rob Hargrove   | 10    | Oakwood     | 16:23 |
| 5.  | Ryle Emkus   | 10    | Mah         | :24   |
| 6.  | Mark Bierman   | 11    | St. Ant     | :43   |
| 7.  | Ryan Tomlinson   | 11    | Rob         | :51   |
| 8.  | <del>Wormozd Gahvari</del><br><del>James Thompson II</del> | 12    | Uni High    | 17:05 |
| 9.  | James Thompson II  | 12    | Unity       | :16   |
| 10. | Steven Shiley  | 9     | Mont.       | :42   |
| 11. | Josh Blade   | 12    | Cumb        | :47   |
| 12. | Nathan Goeckner  | 12    | T-Town      | :54   |
| 13. | Levi Rogers  | 11    | Chrisman    | 18:40 |
| 14. | Mark Wisdom  | 11    | Villa Grove | 19:19 |
| 15. | Wess Shellenbarger   | 10    | Cowden      | :49   |
| 16. | Dustin Cramer  | 10    | G'Town      | :51   |
| 17. |  |       |             |       |
| 18. |  |       |             |       |
| 19. |  |       |             |       |
| 20. |  |       |             |       |
| 21. |  |       |             |       |
| 22. |  |       |             |       |
| 23. |  |       |             |       |
| 24. |  |       |             |       |
| 25. |  |       |             |       |

VARSITY 7 RACES

RACE NUMBER #4 Runner

| Runners Name                    | Class | School      | Time                   |
|---------------------------------|-------|-------------|------------------------|
| 1. Mike M <sup>c</sup> Dannald  | 12    | St. Joe     | 15:35                  |
| 2. Brent Boyd                   | 11    | T.H. South  | 16:11                  |
| 3. Mike Edgar                   | 12    | PRAIR       | 16:25                  |
| 4. Nate Mathews                 | 12    | Uni         | :36                    |
| 5. Steve M <sup>c</sup> Cormick | 11    | Rob         | 17:06                  |
| 6. SCOTT Mahom                  | 10    | St. Ant.    | :06                    |
| 7. Jason Wilts                  | 11    | Oak         | :36                    |
| 8. Kyle Logue                   | 9     | Mah         | :37                    |
| 9. Jake Romoser                 | 11    | Chesman     | <del>17:14</del> 17:51 |
| 10. Ray Hauser                  | 10    | Unity       | 18:14                  |
| 11. Aaron Lamoreaux             | 11    | Cumb.       | 18:27                  |
| 12. Chris Greenwold             | 10    | Mont        | 19:45                  |
| 13. Matt Gordon                 | 11    | Cowden      | :48                    |
| 14. Ben McKeworth               | 11    | Villa Grove | 20:01                  |
| 15. Scott Maquet                | 9     | G' Town     | :14                    |
| 16. Ted Horne                   | 10    | T- Town     | :45                    |
| 17.                             |       |             |                        |
| 18.                             |       |             |                        |
| 19.                             |       |             |                        |
| 20.                             |       |             |                        |
| 21.                             |       |             |                        |
| 22.                             |       |             |                        |
| 23.                             |       |             |                        |
| 24.                             |       |             |                        |
| 25.                             |       |             |                        |

VARSITY 7 RACES

RACE NUMBER #5 RUNNER

|     | Runners Name      | Class | School      | Time  |
|-----|-------------------|-------|-------------|-------|
| 1.  | Rob Forshier      | 11    | St. Joe     | 15:32 |
| 2.  | Victor Hildebrand | 12    | T.H.        | 16:03 |
| 3.  | Adam Bandinelli   | 12    | Prairie     | 15:54 |
| 4.  | Russell Meshorer  | 10    | Rob.        | 17:05 |
| 5.  | Justin Strom      | 11    | Mah         | 15:46 |
| 6.  | Andy Deter        | 10    | Cumb        | 15:58 |
| 7.  | Erik Wright       | 11    | Uni High    | 18:05 |
| 8.  | Marcus Gove       | 9     | Oak         | 15:25 |
| 9.  | Charlie Deakin    | 11    | Unity       | 15:53 |
| 10. | Lane Good         | 9     | CHRISMAN    | 19:01 |
| 11. | James Wortman     | 10    | St. Ant     | 20:09 |
| 12. | Stuart Richards   | 11    | Cowden      | 20:27 |
| 13. | Nathan Romine     | 11    | Mont        | 21:18 |
| 14. | Chris Bierman     | 12    | T-Town      | 15:27 |
| 15. | Nick Carswell     | 12    | Villa Grove | 22:37 |
| 16. |                   |       |             |       |
| 17. |                   |       |             |       |
| 18. |                   |       |             |       |
| 19. |                   |       |             |       |
| 20. |                   |       |             |       |
| 21. |                   |       |             |       |
| 22. |                   |       |             |       |
| 23. |                   |       |             |       |
| 24. |                   |       |             |       |
| 25. |                   |       |             |       |



VARSITY 7 RACES

RACE NUMBER #6 Runner

| Runners Name        | Class | School     | Time  |
|---------------------|-------|------------|-------|
| 1. Andy Callahan    | 11    | T.H. South | 16:15 |
| 2. Doug Mc Donald   | 10    | St Joe     | :33   |
| 3. Phil Lawless     | 11    | PRAIRIE    | 17:14 |
| 4. Galen Reeves     | 10    | Uni        | :57   |
| 5. Liam O'Sullivan  | 9     | Mah.       | 18:13 |
| 6. Brandon Hardiman | 10    | Rob        | :31   |
| 7. Justin Crouch    | 9     | Cowden     | :52   |
| 8. Steve Drolinger  | 11    | Oak        | 19:10 |
| 9. Dennis Bueker    | 12    | Cumb       | :42   |
| 10. Robert Lorenzen | 9     | Chrisman   | :59   |
| 11. Chris Chesnut   | 10    | Unity      | 21:03 |
| 12. John Rogger     |       | St. Anth.  | 21:21 |
| 13.                 |       |            |       |
| 14.                 |       |            |       |
| 15.                 |       |            |       |
| 16.                 |       |            |       |
| 17.                 |       |            |       |
| 18.                 |       |            |       |
| 19.                 |       |            |       |
| 20.                 |       |            |       |
| 21.                 |       |            |       |
| 22.                 |       |            |       |
| 23.                 |       |            |       |
| 24.                 |       |            |       |
| 25.                 |       |            |       |

12

VARSITY 7 RACES

RACE NUMBER # 7 Runner

| Runners Name      | Class | School      | Time  |
|-------------------|-------|-------------|-------|
| 1. Michael Wilson | 12    | T.H. South  | 16:43 |
| 2. Scott M'Guire  | 9     | PRAIRIE     | 55    |
| 3. Jereme Eckhoff | 11    | Mahomet     | 17:25 |
| 4. Ross Massey    | 11    | Rob         | 38    |
| 5. Doron Jones    | 9     | St Joe      | :44   |
| 6. Mike Phillips  | 11    | Oakwood     | 18:46 |
| 7. Matt Wallace   | 9     | Cumberland  | 19:38 |
| 8. Adam Ragheb    | 10    | Uni High    | :42   |
| 9. Tommy Dowler   | 10    | Unity       | 20:32 |
| 10. Derek Jackson | 12    | St. Anthony | :56   |
| 11. Joey Hicks    | 12    | Cowden      | 21:00 |
| 12. Luke Beals    | 10    | Chrisman    | 22.00 |
| 13.               |       |             |       |
| 14.               |       |             |       |
| 15.               |       |             |       |
| 16.               |       |             |       |
| 17.               |       |             |       |
| 18.               |       |             |       |
| 19.               |       |             |       |
| 20.               |       |             |       |
| 21.               |       |             |       |
| 22.               |       |             |       |
| 23.               |       |             |       |
| 24.               |       |             |       |
| 25.               |       |             |       |



# CHRISMAN INV.

VARSIY 7 RACES

RACE NUMBER #1 Runner.



|     | Runners Name     | Class | School      | Time  |
|-----|------------------|-------|-------------|-------|
| 1.  | Hannah Meharry   | 10    | Unity       | 11:26 |
| 2.  | Meredith Deters  | 11    | T-town      | :54   |
| 3.  | Kara Franzen     | 11    | St. Joe     | :55   |
| 4.  | Angela Telhorst  | 12    | M-S         | 12:00 |
| 5.  | Lori Davis       | 11    | TH South    | 12:08 |
| 6.  | Melissa Wei      | 11    | Uni         | :22   |
| 7.  | Cati Gibson      | 12    | Mont        | :30   |
| 8.  | Rachel Schlatter | 10    | P-C         | :47   |
| 9.  | Kelly Jared      | 11    | Rob         | :54   |
| 10. | LeeAnn Lomax     | 11    | G-town      | 13:01 |
| 11. | Dawnya Navarro   | 10    | C-H         | :32   |
| 12. | Tara Dittamore   | 12    | Cumb        | :42   |
| 13. | Beth Burke       | 10    | Salt Fork   | :50   |
| 14. | Tressie Dust     | 12    | St. Anthony | :57   |
| 15. | Brittany Wendell | 11    | Oakwood     | 14:38 |
| 16. |                  |       |             |       |
| 17. |                  |       |             |       |
| 18. |                  |       |             |       |
| 19. |                  |       |             |       |
| 20. |                  |       |             |       |
| 21. |                  |       |             |       |
| 22. |                  |       |             |       |
| 23. |                  |       |             |       |
| 24. |                  |       |             |       |
| 25. |                  |       |             |       |

# CHRISMAN INV.

VARSIY 7 RACES

(17)

RACE NUMBER #2 Runner

|     | Runners Name     | Class | School      | Time  |
|-----|------------------|-------|-------------|-------|
| 1.  | Joanna Cranston  | 9     | Uni         | 11:53 |
| 2.  | Stacy Billman    | 9     | Unity       | :54   |
| 3.  | Kristin Chandler | 10    | St. Joe     | :55   |
| 4.  | Maureen Scott    | 9     | Mahomet     | 12:17 |
| 5.  | Kala Maddox      | 11    | S-F         | :23   |
| 6.  | Molly Bilyeu     | 9     | TH South    | :51   |
| 7.  | Lindsay Greuel   | 9     | T-town      | 13:01 |
| 8.  | Nicki Stone      | 12    | Rob.        | :08   |
| 9.  | Amanda McLeese   | 11    | Mon         | :21   |
| 10. | Abby Smith       | 10    | P-C         | :23   |
| 11. | Jennifer Marlatt | 12    | Villa Grove | :38   |
| 12. | Melissa Haga     | 12    | Cumberland  | :41   |
| 13. | Natalie Goglia   | 11    | Oakwood     | :43   |
| 14. | Samantha Banning | 11    | C-H         | :44   |
| 15. | Dawna Crowder    | 12    | B-town      | :53   |
| 16. | Lisa Stuckey     | 9     | St. Anthony | 14:43 |
| 17. |                  |       |             |       |
| 18. |                  |       |             |       |
| 19. |                  |       |             |       |
| 20. |                  |       |             |       |
| 21. |                  |       |             |       |
| 22. |                  |       |             |       |
| 23. |                  |       |             |       |
| 24. |                  |       |             |       |
| 25. |                  |       |             |       |

# CHRISMAN INV.

VARSITY 7 RACES

(16)  
Nye Em Kus  
10/2/24

RACE NUMBER #3 Runner

|     | Runners Name       | Class | School         | Time  |
|-----|--------------------|-------|----------------|-------|
| 1.  | Jill Kary          | 9     | St. Joe        | 11:47 |
| 2.  | Kim Boise          | 10    | Unity          | 12:07 |
| 3.  | Alexandra Zodiates | 9     | Uni            | :10   |
| 4.  | Haley Lucas        | 11    | Saltfork       | :27   |
| 5.  | Stacie Fisher      | 9     | Oakwood        | :45   |
| 6.  | Tracy Meyer        | 12    | T-town         | :51   |
| 7.  | Courtney Philbrook | 9     | M-S            | :52   |
| 8.  | Ceci De Shong      | 12    | TH South       | :57   |
| 9.  | Karen Schlatter    | 9     | P-C            | 13:10 |
| 10. | Jessica Elder      | 11    | Robinson       | :18   |
| 11. | Rachel Brehan      | 9     | Cowden Herrick | :59   |
| 12. | Annie Dawson       | 11    | Monticello     | 14:09 |
| 13. | Kristina Mooney    | 12    | Villa Grove    | :13   |
| 14. | Jessica Tutwiler   | 10    | Georgetown     | :19   |
| 15. | Jill Overbeck      | 11    | St Anthony     | 15:50 |
| 16. | Micah Lane         | 12    | Cumberland     | 16:46 |
| 17. |                    |       |                |       |
| 18. |                    |       |                |       |
| 19. |                    |       |                |       |
| 20. |                    |       |                |       |
| 21. |                    |       |                |       |
| 22. |                    |       |                |       |
| 23. |                    |       |                |       |
| 24. |                    |       |                |       |
| 25. |                    |       |                |       |

(16)

RACE NUMBER #4 Runner

|     | Runners Name       | Class | School         | Time  |
|-----|--------------------|-------|----------------|-------|
| 1.  | Laura Legernes     | 12    | St. Joe        | 12:22 |
| 2.  | Jing Lu            | 12    | Uni            | :45   |
| 3.  | Trisha Bahr        | 10    | TH South       | :47   |
| 4.  | Jessica Schroeder  | 9     | Mahomet        | :55   |
| 5.  | Lindsay Shimer     | 10    | Rob.           | 13:00 |
| 6.  | Lisa Kemmer        | 10    | P-C            | :13   |
| 7.  | Jody Dassenbrock   | 12    | T-town         | :18   |
| 8.  | Beth O'Shaughnessy | 9     | Salt Fork      | :24   |
| 9.  | Jessi Beard        | 9     | Unity          | :38   |
| 10. | Whitney Banning    | 11    | Cowden-Herrick | 14:22 |
| 11. | Katie Melvin       | 10    | Mont           | :41   |
| 12. | Courtney Pollman   | 12    | Georgetown     | :42   |
| 13. | Janna Wells        | 12    | Oakwood        | :53   |
| 14. | Nikki Dust         | 11    | St Anthony     | 15:15 |
| 15. | Adree Long         | 10    | Cumberland     | 16:03 |
| 16. | Ashley Apgar       | 10    | Villa Grove    | 17:50 |
| 17. |                    |       |                |       |
| 18. |                    |       |                |       |
| 19. |                    |       |                |       |
| 20. |                    |       |                |       |
| 21. |                    |       |                |       |
| 22. |                    |       |                |       |
| 23. |                    |       |                |       |
| 24. |                    |       |                |       |
| 25. |                    |       |                |       |

(16)

RACE NUMBER # 5 RUNNER

|     | Runners Name      | Class | School          | Time  |
|-----|-------------------|-------|-----------------|-------|
| 1.  | Sara Ingram       | 12    | St. Joe         | 12:31 |
| 2.  | Melanie Cain      | 10    | Unity           | :54   |
| 3.  | Ali Young         | 11    | Prairie Central | 13:12 |
| 4.  | Mercedes Stringer | 10    | TH South        | :13   |
| 5.  | Ariel Zoghbiates  | 11    | Uni High        | :14   |
| 6.  | Natalie Albaugh   | 10    | Monticello      | :23   |
| 7.  | Sara Jones        | 10    | Cowden-Herrick  | :39   |
| 8.  | Jackie Hille      | 11    | T-town          | :42   |
| 9.  | Renee Sinow       | 11    | M-S             | :49   |
| 10. | Morgan Schutte    | 11    | Rob.            | :57   |
| 11. | Julie Farez       | 9     | Oakwood         | 14:29 |
| 12. | Megan Howe        | 10    | Salt Fork       | 15:16 |
| 13. | Jennifer Markwell | 9     | Cumberland      | 16:22 |
| 14. | Katie Merkel      | 11    | St. Anthony     | :26   |
| 15. | Sarah Ellis       | 9     | G town          | :34   |
| 16. | Mandy Little      | 11    | Villa Grove     | 17:19 |
| 17. |                   |       |                 |       |
| 18. |                   |       |                 |       |
| 19. |                   |       |                 |       |
| 20. |                   |       |                 |       |
| 21. |                   |       |                 |       |
| 22. |                   |       |                 |       |
| 23. |                   |       |                 |       |
| 24. |                   |       |                 |       |
| 25. |                   |       |                 |       |



# CHRISMAN INV.

## VARSITY 7 RACES

(15)

RACE NUMBER # 6 Runner.

| Runners Name         | Class | School         | Time  |
|----------------------|-------|----------------|-------|
| 1. Kelly Klein       | 12    | St Joe         | 12:53 |
| 2. Stephanie Huvelyn | 9     | Unity          | 13:25 |
| 3. Nikki Frisz       | 12    | T.H.           | :26   |
| 4. Jessica Malone    | 11    | Rob            | :54   |
| 5. Katie Blacker     | 11    | Mont           | 14:06 |
| 6. Hanan Jassim      | 12    | Uni High       | :11   |
| 7. Jordan Holmes     | 9     | Mah            | :15   |
| 8. Laura Kaisner     | 10    | PRAIR          | :23   |
| 9. Tami Walk         | 11    | T-town         | :33   |
| 10. Maria Deters     | 9     | Cumb.          | :52   |
| 11. Kara Tucker      | 12    | Cowden-Herrick | 15:02 |
| 12. Brandi Bowen     | 12    | Oakwood        | :21   |
| 13. Kelly Niemerg    | 12    | St. Anthony    | 16:44 |
| 14.                  |       |                |       |
| 15.                  |       |                |       |
| 16.                  |       |                |       |
| 17.                  |       |                |       |
| 18.                  |       |                |       |
| 19.                  |       |                |       |
| 20.                  |       |                |       |
| 21.                  |       |                |       |
| 22.                  |       |                |       |
| 23.                  |       |                |       |
| 24.                  |       |                |       |
| 25.                  |       |                |       |

(15)

RACE NUMBER # 7 RUNNER

|     | Runners Name    | Class | School                        | Time  |
|-----|-----------------|-------|-------------------------------|-------|
| 1.  | Amber Winn      | 9     | St Joe                        | 12:33 |
| 2.  | Nicole Billman  | 9     | Unity                         | 13:16 |
| 3.  | Ruth Miller     | 9     | Uni High                      | :37   |
| 4.  | Amanda Garard   | 12    | PRAIRIE                       | :39   |
| 5.  | Holly Mc Kay    | 12    | T.H. South                    | :40   |
| 6.  | Amber Noke      | 10    | Robinson                      | :51   |
| 7.  | Kelli Pankau    | 11    | Monticello                    | 14:33 |
| 8.  | Jena Wells      | 11    | Oakwood                       | :50   |
| 9.  | Karla Pruemer   | 11    | T-Town                        | 15:10 |
| 10. | Rachel Schildt  | 9     | <del>Madison</del><br>Madison | :27   |
| 11. | Brienne Banning | 12    | Cowden                        | :58   |
| 12. | Monica Warner   | 10    | Salt Fork                     | 16:47 |
| 13. | Holly Mitchell  | 11    | St Anth                       | 17:25 |
| 14. | Amy Peters      | 11    | Cumberland                    | 17:37 |
| 15. | Bonnie Tennyson | 10    | Villa Grove                   | 18:17 |
| 16. |                 |       |                               |       |
| 17. |                 |       |                               |       |
| 18. |                 |       |                               |       |
| 19. |                 |       |                               |       |
| 20. |                 |       |                               |       |
| 21. |                 |       |                               |       |
| 22. |                 |       |                               |       |
| 23. |                 |       |                               |       |
| 24. |                 |       |                               |       |
| 25. |                 |       |                               |       |

1998

Girls Open Christmas

| Place | Runner           | Class | Sch    | Time  | Place | Runner    | Class | Sch   | Time  |
|-------|------------------|-------|--------|-------|-------|-----------|-------|-------|-------|
| 1.    | Meredith Anders  | 9     | St Joe | 13:03 | 41.   | Ballew    | 11    | Rob   | 16:31 |
| 2     | Shelby Taylor    | 10    | Chr    | :08   | 42    | Bonwell   | 10    | Chris | :35   |
| 3     | Jennifer Hill    | 9     | Unity  | :11   | 43    | Holmes    | 11    | Mont  | :43   |
| 4     | Vivian Montgrain | 11    | T.H.   | :25   | 44    | Harms     | 9     | PC    | :57   |
| 5     | Laura Metzger    | 12    | Bis    | :46   | 45    | Rogers    | 12    | Chris | 17:02 |
| 6     | Raedl            | 9     | T-Town | :47   | 46    | Miller    | 11    | Unity | :14   |
| 7     | Sutton           | 11    | Rob    | :50   | 47    | Andrews   | 9     | Oak   | :17   |
| 8     | Smith            | 9     | T.H.   | 14:09 | 48    | Rixas     | 9     | TH    | :33   |
| 9     | Nelson           | 9     | Perre  | :11   | 49    | Richter   | 10    | Oak   | :34   |
| 10    | Jacobson         | 9     | Unity  | :17   | 50    | Gedbury   | 11    | Mont  | 18:18 |
| 11    | Niemerg          | 9     | T-Town | :27   | 51    | Evans     | 12    | Oak   | :28   |
| 12    | McDonald         | 10    | Mah    | :29   | 52    | Hettinger | 11    | UG    | :06   |
| 13    | Bennett          | 10    | Mont   | :40   | 53    | Liggett   | 10    | Oak   | :30   |
| 14    | Oono             | 10    | Uni    | :45   | 54    | Peters    | 9     | Permb | 25:31 |
| 15    | Dielman          | 12    | Mont   | :46   | 55    |           |       |       | :     |
| 16    | Scott            | 12    | Perre  | :48   | 56    |           |       |       | :     |
| 17    | Hoene            | 12    | T-Town | :52   | 57    |           |       |       | :     |
| 18    | Lattz            | 11    | Mont   | :58   | 58    |           |       |       | :     |
| 19    | Willenborg       | 9     | T-Town | :59   | 59    |           |       |       | :     |
| 20    | Clinton          | 10    | Unity  | 15:08 | 60    |           |       |       | :     |
| 21    | Tabb             | 11    | Uni    | :09   | 61    |           |       |       | :     |
| 22    | Lambert          | 10    | Oak    | :14   | 62    |           |       |       | :     |
| 23    | McElwee          | 9     | St Joe | :17   | 63    |           |       |       | :     |
| 24    | Carper           | 11    | Mah    | :20   | 64    |           |       |       | :     |
| 25    | Gustafson        | 11    | Bis    | :21   | 65    |           |       |       | :     |
| 26    | Richards         | 9     | Cow    | :22   | 66    |           |       |       | :     |
| 27    | Williams         | 9     | T.H.   | :23   | 67    |           |       |       | :     |
| 28    | Miller           | 9     | Perre  | :24   | 68    |           |       |       | :     |
| 29    | Bennett          | 9     | Mont   | :26   | 69    |           |       |       | :     |
| 30    | Hausman          | 9     | Oak    | :28   | 70    |           |       |       | :     |
| 31    | Simpson          | 9     | Uni    | :29   | 71    |           |       |       | :     |
| 32    | Kurtenbach       | 9     | Perre  | :39   | 72    |           |       |       | :     |
| 33    | Boeham           | 11    | Cow    | :47   | 73    |           |       |       | :     |
| 34    | Roedl            | 12    | T-Town | :53   | 74    |           |       |       | :     |
| 35    | Zerrusen         | 11    | T-Town | :54   | 75    |           |       |       | :     |
| 36    | Huls             | 9     | Oak    | :57   | 76    |           |       |       | :     |
| 37    | Chandler         | 9     | Chris  | :58   | 77    |           |       |       | :     |
| 38    | Freehill         | 10    | PC     | 16:11 | 78    |           |       |       | :     |
| 39    | Pridemore        | 12    | Oak    | :14   | 79    |           |       |       | :     |
| 40    | Davis            | 9     | Oak    | :15   | 80    |           |       |       | :     |

# CHRISTMAS

# 1998 Boy Open

| Plac | Runner           | Class | Sch     | Time  | Plac | Runner     | Class | Sch     | Time  |
|------|------------------|-------|---------|-------|------|------------|-------|---------|-------|
| 1    | Chris Pattman    | 11    | T.H.    | 16:17 | 41   | Siagel     | 10    | PRAIR   | 20:22 |
| 2    | Jason Steward    | 10    | Bis     | :22   | 42   | Nughes     | 10    | Sch     | :26   |
| 3    | Andrew May       | 9     | T.H.    | :34   | 43   | Hill       | 9     | Rob     | :28   |
| 4    | Jerome Scheidler | 11    | T.H.    | :35   | 44   | Toothman   | 10    | Cum     | :29   |
| 5    | Jonathan Corey   | 10    | T.H.    | :55   | 45   | Pope       | 9     | Cow     | :39   |
| 6    | Eu Stuhlmacher   | 9     | T.H.    | 17:01 | 46   | Goldstein  |       | St.A.   | :40   |
| 7    | Jason Reese      | 10    | T.H.    | :12   | 47   | Kamradt    | 10    | Un      | :43   |
| 8    | Paul Gilbert     | 12    | T.H.    | :35   | 48   | Myers      | 10    | Prair   | :46   |
| 9    | Bobby Decker     | 10    | T.H.    | :36   | 49   | Luhrsen    | 9     | Salt    | :50   |
| 10   | Kyle Young       | 10    | St. Joe | :37   | 50   | Kocher     | 11    | Unity   | :58   |
| 11   | Mathis           | 12    | St. Joe | 18:03 | 51   | Oprondek   | 12    | Prair   | :59   |
| 12   | Nutchcraft       | 9     | St. Joe | :08   | 52   | TRAINOR    | 9     | PRAIR   | 21:01 |
| 13   | Shirley          | 11    | Salt    | :12   | 53   | Gahvari    | 10    | Uni     | :02   |
| 14   | Davidston        | 9     | T.H.    | :15   | 54   | Scott      | 10    | Cum     | :04   |
| 15   | Ketz             | 10    | St. Joe | :16   | 55   | Work       |       |         | :18   |
| 16   | Hassler          | 10    | T.H.    | :18   | 56   | Peter      |       |         | :22   |
| 17   | Moran            | 9     | PRAIR   | :30   | 57   | Dohman     |       | Prair   | :27   |
| 18   | Nebel            | 12    | Cum     | :33   | 58   | Kincaid    | 9     | Rob     | :42   |
| 19   | Keunolds         | 10    | T.H.    | :34   | 59   | Jacobi     | 11    | Mah     | :47   |
| 20   | Hendricks        | 9     | T.H.    | :48   | 60   | Kirkendall | 9     | Cow     | :48   |
| 21   | Dawson           | 12    | Rob     | 19:12 | 61   | Andrews    | 10    | St. Joe | :51   |
| 22   | Scheidler        | 9     | T.H.    | :14   | 62   | Bellot     | 12    | Prair   | :52   |
| 23   | Chad Bell        | 12    | Che     | :15   | 63   | Howard     | 9     | Rob     | :53   |
| 24   | Nals             | 11    | Oak     | :22   | 64   | Blade      | 9     | Cam     | 22:05 |
| 25   | Dillinger        | 10    | T.H.    | :23   | 65   | Jenkins    | 9     | St. Joe | :19   |
| 26   | Sivertson        | 12    | TH.     | :25   | 66   | Grimes     | 11    | Oak     | :39   |
| 27   | Dix              | 12    | Rob     | :41   | 67   | Zeller     | 12    | PRAIR   | :52   |
| 28   | Rasch            | 10    | St. Joe | :43   | 68   | Climer     | 9     | Uni     | 23:14 |
| 29   | Gentry           | 10    | Cum     | :44   | 69   | Chew       | 9     | Uni     | :17   |
| 30   | Brown            | 12    | Oak     | :45   | 70   | Massey     | 9     | Rob     | :22   |
| 31   | Kuchenbrad       | 10    | St. Joe | :46   | 71   | Bosley     | 10    | St. Joe | :27   |
| 32   | Cagle            | 9     | St. Joe | :53   | 72   | Evans      |       | Oak     | :58   |
| 33   | Hedin            | 9     | St. Joe | :54   | 73   | Hood       | 9     | Unity   | 24:06 |
| 34   | Culver           | 12    | Rob     | :55   | 74   | Peason     | 10    | Bis     | :22   |
| 35   | Lawless          | 11    | PRAIR   | 20:00 | 75   | Liggett    | 12    | Oak     | 25:01 |
| 36   | Allen            | 10    | St. Joe | :06   | 76   | Auterman   | 10    | Oak     | :02   |
| 37   | Rafferty         | 10    | Prair   | :07   | 77   | Yang       | 11    | Uni     | 27:10 |
| 38   | Stewart          | 11    | Oak     | :09   | 78   | Pickett    | 9     | Oak     | 27:54 |
| 39   | Huff             | 9     | St. Joe | :13   | 79   |            |       |         |       |
| 40   | King             | 10    | Bis     | :14   | 80   |            |       |         |       |

CHRISMAN HIGH SCHOOL

WELCOMES

RUNNERS AND FANS TO THE 17TH ANNUAL

# CHRISMAN COW CHIP CLASSIC



SATURDAY, SEPTEMBER 5, 1998

9:00 A.M.

1998 CHRISMAN COW CHIP CLASSIC OFFICIALS

|                      |  |
|----------------------|--|
| Meet Director        | Mitch Beals, X-C Coach   |
| Asst. Meet Director  | Dave Chandler  |
| Athletic Director    | Terry Furnish  |
| Starter              | Don Hackler  |
| Timers               | Mike Wyatt<br>Jeff Beals   |
| Scorers              | Dave Chandler<br>Missy Kindred<br>Shelley Good<br>Charlee Wyatt<br>Nanette Beals |
| Crowd Control        | Jerry Cockcroft, Principal<br>Roger Beals  |
| Chute Supervisor     | Jeff Beals   |
| Chute Workers        | CHS Cheerleaders & Students  |
| Awards Presentation  | Terry Furnish, A.D.  |
| Concessions          | CHS Athletic Booster Club  |
| T-Shirts/Sweatshirts | CHS Cheerleaders   |

WELCOME TO THE COW CHIP CLASSIC!

On behalf of Chrisman High School and the Cross Country team, we welcome all runners, coaches, officials, helpers, fans, and parents.

All runners will start at the starting line, located just inside the entrance gate to the pasture; and will finish in the northeast corner of the course (see enclosed maps).

We hope everyone will enjoy the meet and we welcome you to join in the awards presentation, in the Chrisman Gymnasium, immediately following the boys open race.

Good luck to all!

1998 CHRISMAN COW CHIP CLASSIC  
ORDER OF EVENTS

(first race begins at 9:00 a.m.)

# 7 Runners - Boys and Girls

# 6 Runners - Boys and Girls

# 5 Runners - Boys and Girls

# 4 Runners - Boys and Girls

# 3 Runners - Boys and Girls

# 2 Runners - Boys and Girls

# 1 Runners - Boys and Girls

(flighted races will start approximately every 12 min.)

Girls Open Race

Boys Open Race

Awards Presentation in H.S. Gymnasium

1998 CHRISMAN COW CHIP CLASSIC  
PARTICIPATING SCHOOLS

Bismarck

Chrisman

Cowden

Cumberland

Georgetown

Mahomet

Monticello

Oakwood

Prairie Central

Salt Fork

Schlarman

Terre Haute South

Teutopolis

St. Anthony

St. Joe

Unity

Urbana University High

Villa Grove

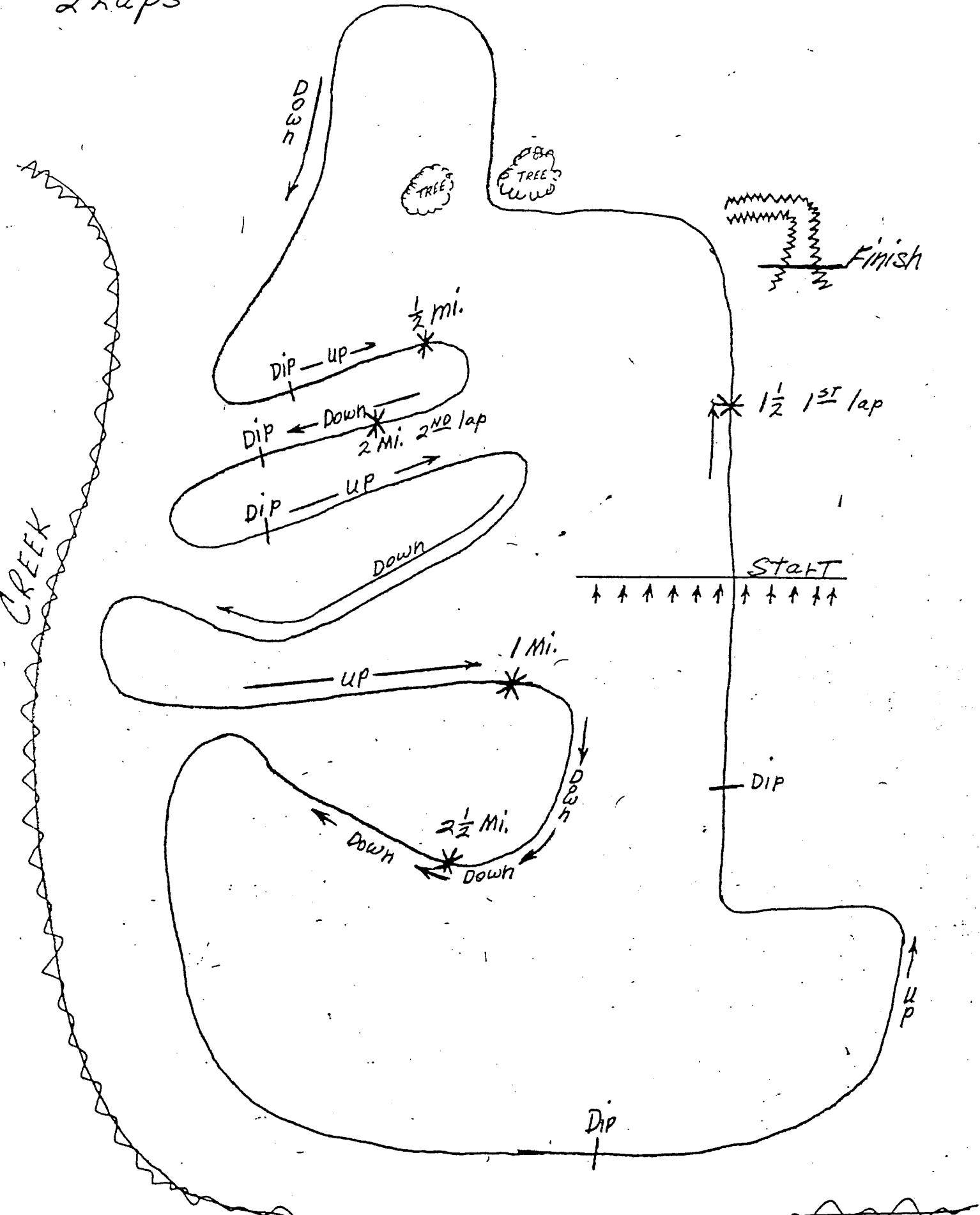


Boys Race

Chrisman 3.0 Miles

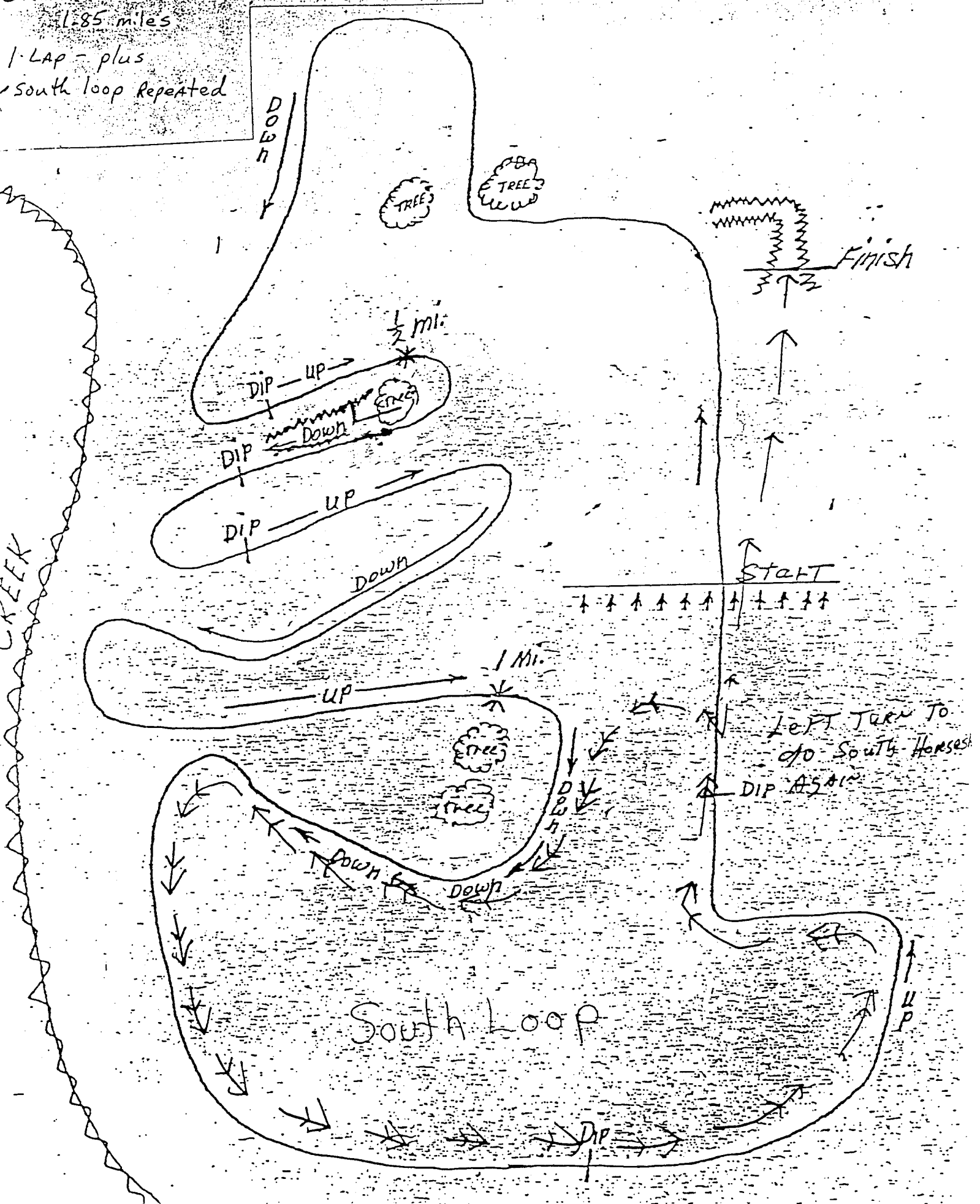
North ↑

2 Laps



Cow Chip Course  
Girls Race  
1.85 miles  
1 Lap - plus  
south loop repeated

North ↓



BOYS PAST TEAM CHAMPIONS

| <u>YEAR</u> | <u>BOYS TEAM CHAMPIONS</u> | <u>PTS</u> | <u>RUNNER-UP</u>  | <u>PTS</u> |
|-------------|----------------------------|------------|-------------------|------------|
| 1982        | Oakwood                    | 14         | St. Joe           | 25         |
| 1983        | Urbana University          | 15         | Chrisman          | 23         |
| 1984        | Chrisman                   | 17         | Cumberland        | 18         |
| 1985        | Streator Woodland          | 14         | Cumberland        | 29         |
| 1986        | Chrisman                   | 18         | Cumberland        | 29         |
| 1987        | Mahomet                    | 17         | Chrisman          | 36         |
| 1988        | Chrisman                   | 16         | Shelbyville       | 19         |
| 1989        | Chrisman                   | 19         | St. Joe           | 39         |
| 1990        | Georgetown                 | 21         | Chrisman          | 25         |
| 1991        | St. Joe                    | 9          | Chrisman          | 27         |
| 1992        | Georgetown                 | 14         | St. Joe           | 15         |
| 1993        | St. Joe                    | 19         | Chrisman          | 21         |
| 1994        | Terre Haute South          | 17         | St. Joe           | 18         |
| 1995        | University                 | 14         | Mahomet           | 28         |
| 1996        | Terre Haute South          | 15         | University        | 22         |
| 1997        | St. Joe                    | 11         | Terre Haute South | 22         |

BOYS FLIGHTED INDIVIDUAL WINNERS

NO. 1 RUNNER

|      |                |     |                 |       |
|------|----------------|-----|-----------------|-------|
| 1982 | Lane Holbert   | Sr. | Chrisman        | 15:32 |
| 1983 | Brian Oakley   | Jr. | Cumberland      | 15:30 |
| 1984 | Troy Maddux    | Jr. | Woodland        | 14:29 |
| 1985 | Troy Maddux    | Sr. | Woodland        | 14:03 |
| 1986 | Scott Maddux   | Jr. | Woodland        | 15:06 |
| 1987 | Doug Light     | Sr. | Cumberland      | 15:35 |
| 1988 | Jeremy Skinner | Jr. | Shelbyville     | 14:54 |
| 1989 | Jeremy Skinner | Sr. | Shelbyville     | 15:03 |
| 1990 | Barry Pearman  | So. | Georgetown      | 15:14 |
| 1991 | Barry Pearman  | Jr. | Georgetown      | 15:07 |
| 1992 | John Jess      | Sr. | Arthur          | 14:40 |
| 1993 | Jason McKinney | Sr. | Georgetown      | 15:12 |
| 1994 | Rob Waltz      | Sr. | Chrisman        | 15:00 |
| 1995 | Jon Jamison    | Sr. | St. Joe         | 14:48 |
| 1996 | Ryan Young     | So. | Prairie Central | 15:02 |
| 1997 | Kyle O'Brien   | Sr. | Schlarman       | 14:46 |

Boys Flighted Individual Winners, cont'd.

NO. 2 RUNNER

|      |                 |     |             |       |
|------|-----------------|-----|-------------|-------|
| 1982 | Neil Mathis     | Jr. | Mahomet     | 16:07 |
| 1983 | Neil Mathis     | Sr. | Mahomet     | 16:02 |
| 1984 | Karl Welke      | Sr. | Mahomet     | 15:28 |
| 1985 | Scott Maddux    | So. | Woodland    | 15:43 |
| 1986 | Ed Simpson      | Sr. | Woodland    | 16:10 |
| 1987 | Jeff Trask      | So. | Oakwood     | 16:09 |
| 1988 | Chris Hammond   | Sr. | Shelbyville | 15:44 |
| 1989 | Brian Easter    | Sr. | Mahomet     | 15:56 |
| 1990 | Dusty Michaels  | Jr. | Chrisman    | 16:03 |
| 1991 | Rich Walden     | Jr. | St. Joe     | 15:21 |
| 1992 | Brian Allen     | Sr. | St. Joe     | 15:02 |
| 1993 | Chad Veenstra   | So. | Robinson    | 16:03 |
| 1994 | Ryan Hendrix    | Sr. | T.H. South  | 15:26 |
| 1995 | Damian Marshall | Sr. | University  | 15:13 |
| 1996 | Adam Reynolds   | Jr. | University  | 15:41 |
| 1997 | Adam Reynolds   | Sr. | Univeristy  | 15:28 |

NO. 3 RUNNER

|      |                  |     |            |       |
|------|------------------|-----|------------|-------|
| 1982 | Chris Perry      |     | Mahomet    | 16:24 |
| 1983 | Herburt Schonken |     | University | 16:24 |
| 1984 | Zack Ettelbrick  | Sr. | Cumberland | 16:07 |
| 1985 | Ed Simpson       | Jr. | Woodland   | 15:55 |
| 1986 | J. D. Nimrick    | Sr. | Georgetown | 16:26 |
| 1987 | Jeff Jankowski   | Jr. | Mahomet    | 16:37 |
| 1988 | Lee Waltz        | Sr. | Chrisman   | 16:02 |
| 1989 | Dusty Michaels   | So. | Chrisman   | 16:15 |
| 1990 | Donnie Griffith  | Sr. | Chrisman   | 16:25 |
| 1991 | Nick Smith       | Sr. | St. Joe    | 15:46 |
| 1992 | Jason McKinny    | Jr. | Georgetown | 15:16 |
| 1993 | Brian Deaton     | Jr. | Argenta    | 15:59 |
| 1994 | Corey Plotner    | Sr. | St. Joe    | 15:20 |
| 1995 | Chad Avery       | Sr. | Mahomet    | 15:34 |
| 1996 | Andrew Medendorp | Sr. | University | 15:34 |
| 1997 | Rob Forshier     | So. | St. Joe    | 15:33 |

Boys Flighted Individual Winners, cont'd.

NO. 4 RUNNER

|      |               |     |            |       |
|------|---------------|-----|------------|-------|
| 1982 | Don Downs     |     | Oakwood    | 16:51 |
| 1983 | Peter Vanes   |     | University | 17:07 |
| 1984 | Tom Leslie    | Sr. | University | 16:07 |
| 1985 | Eric Russon   | Sr. | Woodland   | 16:17 |
| 1986 | Mike Schingal | Sr. | Westville  | 17:00 |
| 1987 | Dan Nielsen   | Fr. | Mahomet    | 16:05 |
| 1988 | Brian Spicer  | Jr. | Chrisman   | 16:10 |
| 1989 | Brian Spicer  | Sr. | Chrisman   | 16:38 |
| 1990 | Nate Buss     | Jr. | St. Joe    | 17:12 |
| 1991 | Andy Ingram   | Sr. | St. Joe    | 16:19 |
| 1992 | Scott Weidner | Jr. | St. Joe    | 16:02 |
| 1993 | Scott Dewitt  | Fr. | Mahomet    | 16:05 |
| 1994 | David Tingley | Jr. | Chrisman   | 15:53 |
| 1995 | Chris Gorsk   | Sr. | University | 16:01 |
| 1996 | Josh Mock     | So. | Mahomet    | 15:37 |
| 1997 | Brad Hart     |     | St. Joe    | 15:34 |

NO. 5 RUNNER

|      |                 |     |             |       |
|------|-----------------|-----|-------------|-------|
| 1982 | Van Lewsader    |     | Oakwood     | 17:05 |
| 1983 | Rich Williams   |     | University  | 16:54 |
| 1984 | Brian Paul      | So. | Cumberland  | 16:29 |
| 1985 | Tim Rackley     | Sr. | Paxton      | 17:16 |
| 1986 | Ken Bland       | Jr. | Chrisman    | 16:56 |
| 1987 | Lee Waltz       | Jr. | Chrisman    | 16:11 |
| 1988 | Bill Harvey     | Jr. | Chrisman    | 16:12 |
| 1989 | Donnie Griffith | Jr. | Chrisman    | 16:51 |
| 1990 | Ron Jacobs      | So. | Shelbyville | 17:31 |
| 1991 | Joel Kary       | So. | St. Joe     | 16:08 |
| 1992 | John Rice       | Sr. | Georgetown  | 16:00 |
| 1993 | Adam Marriott   | Fr. | St. Joe     | 16:14 |
| 1994 | Ben Rogers      | Fr. | Chrisman    | 15:45 |
| 1995 | Adam Reynolds   | So. | University  | 15:40 |
| 1996 | Jesse Saveig    | Sr. | Mahomet     | 15:54 |
| 1997 | Mike McDannald  |     | St. Joe     | 15:43 |

## Boys Flighted Individual Winners, cont'd.

### NO. 6 RUNNER

|      |                    |     |             |       |
|------|--------------------|-----|-------------|-------|
| 1982 | Kevin Calhoun      |     | Oakwood     | 17:17 |
| 1983 | Mike Blossom       |     | University  | 17:23 |
| 1984 | Steve Redman       | Sr. | Chrisman    | 17:24 |
| 1985 | Layne Sutherland   | Jr. | Cumberland  | 17:35 |
| 1986 | Marc Holbert       | Fr. | Chrisman    | 17:20 |
| 1987 | Jason Lasater      | Fr. | Mahomet     | 17:09 |
| 1988 | Chad Beals         | Fr. | Chrisman    | 15:52 |
| 1989 | William Huffaker   | So. | Chrisman    | 17:03 |
| 1990 | Chris Poe          | Sr. | St. Anthony | 17:13 |
| 1991 | Melvin Goodman     | Sr. | St. Joe     | 15:50 |
| 1992 | Jimmy McDannald    | So. | St. Joe     | 16:11 |
| 1993 | Scott Mangers      | Jr. | St. Joe     | 16:45 |
| 1994 | Ryan Isaacs        | So. | T.H. South  | 16:12 |
| 1995 | Andrew Medendore   | Jr. | University  | 16:16 |
| 1996 | Nathan Stuhlmacher | So. | T.H. South  | 16:20 |
| 1997 | Nate Houchens      |     | St. Joe     | 16:04 |

### NO. 7 RUNNER

|      |                 |     |            |       |
|------|-----------------|-----|------------|-------|
| 1982 | Tim Lee         |     | Oakwood    | 17:24 |
| 1983 | Tracy Jones     |     | University | 18:03 |
| 1984 | David Johnson   | Jr. | University | 17:01 |
| 1985 | Craig Hadden    | Sr. | Paxton     | 17:19 |
| 1986 | Brent Hadden    | Fr. | Paxton     | 17:18 |
| 1987 | Brian Easter    | So. | Mahomet    | 17:03 |
| 1988 | Dusty Michaels  | Fr. | Chrisman   | 16:41 |
| 1989 | Rick Walden     | Fr. | St. Joe    | 17:14 |
| 1990 | Jamie Pasquale  | Fr. | Georgetown | 17:42 |
| 1991 | Tim Mies        | Sr. | St. Joe    | 16:31 |
| 1992 | David Tingley   | Fr. | Chrisman   | 16:48 |
| 1993 | Jon Jamison     | So. | St. Joe    | 16:24 |
| 1994 | Matt Butrum     | Sr. | T.H. South | 16:35 |
| 1995 | Jesse Schweig   | Jr. | Mahomet    | 16:19 |
| 1996 | Joshua Campbell | Sr. | T.H. South | 16:27 |
| 1997 | Doug McDannald  | Fr. | St. Joe    | 16:17 |

### GIRLS TEAM PAST CHAMPIONS

| <u>YEAR</u> | <u>GIRLS TEAM CHAMPIONS</u> | <u>PTS</u> | <u>RUNNER-UP</u>  | <u>PTS</u> |
|-------------|-----------------------------|------------|-------------------|------------|
| 1993        | Mahomet                     | 27         | Paxton            | 57         |
| 1994        | Mahomet                     | 35         | University        | 41         |
| 1985        | Mahomet                     | 54         | University        | 61         |
| 1986        | Mahomet                     | 30         | University        | 54         |
| 1987        | University                  | 55         | Unity             | 69         |
| 1988        | Chrisman                    | 53         | Unity             | 60         |
| 1989        | Chrisman                    | 42         | Unity             | 52         |
| 1990        | St. Joe                     | 51         | Unity             | 73         |
| 1991        | University                  | 58         | Unity             | 101        |
| 1992        | Argenta                     | 47         | Unity             | 90         |
| 1993        | Terre Haute South           | 47         | University        | 84         |
| 1994*       | Terre Haute South           | 8          | Mahomet           | 18         |
| 1995        | St. Joe                     | 17         | Monticello        | 27         |
| 1996        | St. Joe                     | 11         | Mahomet           | 23         |
| 1997        | St. Joe                     | 11         | Terre Haute South | 19         |

\*1994 was the 1st year girls ran in flights

### GIRLS TOP SEVEN TIMES

(each year)

|      |                    |     |            |       |
|------|--------------------|-----|------------|-------|
| 1983 | 1) Leanna McClure  | So. | Paxton     | 12:20 |
|      | 2) Terri Stewart   |     | Unity      | 12:43 |
|      | 3) Karen Welke     | Fr. | Mahomet    | 12:49 |
|      | 4) Mary Seal       | Fr. | Mahomet    | 13:02 |
|      | 5) Beth Schriefer  |     | Mahomet    | 13:08 |
|      | 6) Pam Beals       | Fr. | Chrisman   | 13:15 |
|      | 7) Cyd Vest        |     | Mahomet    | 13:18 |
| 1984 | 1) Ella Schoenberg | Sr. | University | 12:15 |
|      | 2) Connie Bierman  | Jr. | T-Town     | 12:19 |
|      | 3) Karen Welke     | So. | Mahomet    | 12:29 |
|      | 4) Leanna McClure  | Jr. | Paxton     | 12:33 |
|      | 5) Pam Beals       | So. | Chrisman   | 12:44 |
|      | 6) Melissa Cox     | So. | Mahomet    | 12:50 |
|      | 7) Jane Schumacher | Sr. | T-Town     | 12:58 |
| 1985 | 1) Lora Tylka      | Jr. | Cumberland | 12:30 |
|      | 2) Karen Welke     | Jr. | Mahomet    | 12:31 |
|      | 3) Kim Clausing    | Jr. | University | 12:36 |
|      | 4) Connie Bierman  | Sr. | T-Town     | 12:42 |
|      | 5) Amanda Young    | So. | University | 12:47 |
|      | 6) Mary Seal       | Jr. | Mahomet    | 12:48 |
|      | 7) Leanna McClure  | Sr. | Paxton     | 12:55 |

Girls Top Seven Times, cont'd.

|      |                     |     |             |       |
|------|---------------------|-----|-------------|-------|
| 1986 | 1) Karen Welke      | Sr. | Mahomet     | 12:29 |
|      | 2) Mary Seal        | Sr. | Mahomet     | 12:50 |
|      | 3) Kathy Morris     | Fr. | Chrisman    | 12:58 |
|      | 4) Lora Tylka       | Sr. | Cumberland  | 13:00 |
|      | 5) Melissa Cox      | Sr. | Mahomet     | 13:06 |
|      | 6) Karen Morris     | Fr. | Chrisman    | 13:07 |
|      | 7) Kathlean Liu     |     | University  | 13:12 |
| 1987 | 1) Ashley Wright    | Fr. | St. Joe     | 12:41 |
|      | 2) Laura Batsie     | Jr. | Mahomet     | 13:05 |
|      | 3) Jessica Mills    | Fr. | Georgetown  | 13:06 |
|      | 4) Karen Morris     | So. | Chrisman    | 13:19 |
|      | 5) Tamar Shapiro    | Jr. | University  | 13:22 |
|      | 6) Sue Meyer        | Sr. | Paxton      | 13:34 |
|      | 7) Jennifer Johnson | Jr. | Cumberland  | 13:44 |
| 1988 | 1) Ashley Wright    | So. | St. Joe     | 12:12 |
|      | 2) Brooke Roberts   | Jr. | Shelbyville | 12:33 |
|      | 3) Karen Morris     | Jr. | Chrisman    | 12:34 |
|      | 4) Tyson Huang      | So. | University  | 12:39 |
|      | 5) Kathy Morris     | Jr. | Chrisman    | 12:46 |
|      | 6) Laura Batsie     | Sr. | Mahomet     | 12:49 |
|      | 7) Jennifer Johnson | Sr. | Cumberland  | 13:02 |
| 1989 | 1) Brooke Roberts   | Sr. | Shelbyville | 12:13 |
|      | 2) Karen Morris     | Sr. | Chrisman    | 12:38 |
|      | 3) Kathy Morris     | Sr. | Chrisman    | 12:44 |
|      | 4) Sonja O'Neil     | Sr. | Unity       | 12:51 |
|      | 5) Courtney Porter  | Sr. | Chrisman    | 12:57 |
|      | 6) Marla McKinney   | So. | St. Joe     | 13:05 |
|      | 7) Ashley Wright    | Jr. | St. Joe     | 13:10 |
| 1990 | 1) Karen Bloch      | So. | Argenta     | 12:17 |
|      | 2) Karen Wamsley    | Sr. | Unity       | 12:33 |
|      | 3) Ashley Wright    | Sr. | St. Joe     | 12:43 |
|      | 4) Marla McKinney   | Jr. | St. Joe     | 12:57 |
|      | 5) Beth Rudnicke    | So. | St. Joe     | 13:13 |
|      | 6) Tyson Huang      | Sr. | University  | 13:21 |
|      | 7) Jessica Mills    | Sr. | Georgetown  | 13:43 |
| 1991 | 1) Karen Bloch      | Jr. | Argenta     | 11:59 |
|      | 2) Karla Godwin     | Jr. | Herscher    | 12:15 |
|      | 3) Jenny Kohl       | Sr. | Herscher    | 12:38 |
|      | 4) Laurel Herendeen | So. | University  | 12:41 |
|      | 5) Amy Parker       | Sr. | University  | 12:50 |
|      | 6) Marla McKinney   | Sr. | St. Joe     | 12:55 |
|      | 7) Erin Fuller      | Sr. | St. Joe     | 12:56 |



Girls Top Seven Times, cont'd.

|      |                     |     |             |       |
|------|---------------------|-----|-------------|-------|
| 1992 | 1) Laurel Herendeen | Jr. | University  | 12:07 |
|      | 2) Sarah Elliff     | Jr. | Argenta     | 12:20 |
|      | 3) Beth Rudnicke    | Sr. | St. Joe     | 12:26 |
|      | 4) Karen Bloch      | Sr. | Argenta     | 12:48 |
|      | 5) Paula Riordan    | Jr. | Herscher    | 12:53 |
|      | 6) Maria Herren     | Fr. | Argenta     | 12:54 |
|      | 7) Karla Godwin     | Sr. | Herscher    | 12:55 |
| 1993 | 1) Sheila Morris    | So. | Maroa       | 12:30 |
|      | 2) Maria Herber     | So. | Argenta     | 12:36 |
|      | 3) Angi Decker      | Sr. | T. H. South | 12:39 |
|      | 4) Alicia Mitchell  | So. | T. H. South | 12:49 |
|      | 5) Sarah Elliff     | Sr. | Argenta     | 12:56 |
|      | 6) Jenna Abel       | Fr. | T. H. South | 13:06 |
|      | 7) Laurel Herendeen | Sr. | University  | 13:11 |

GIRLS FLIGHTED INDIVIDUAL WINNERS

(1994 was the 1st year for girls flighted races)

**NO. 1 RUNNER**

|      |                 |     |             |       |
|------|-----------------|-----|-------------|-------|
| 1994 | Alicia Mitchell | Jr. | T. H. South | 11:21 |
| 1995 | Nikki Brucker   | Fr. | Georgetown  | 11:12 |
| 1996 | Lindsay Newlin  | Jr. | Georgetown  | 11:44 |
| 1997 | Lindsay Newlin  | Sr. | Georgetown  | 11:21 |

**NO. 2 RUNNER**

|      |                |     |             |       |
|------|----------------|-----|-------------|-------|
| 1994 | Gretchen Ridge | Sr. | T. H. South | 11:45 |
| 1995 | Lindsay Newlin | So. | Georgetown  | 12:06 |
| 1996 | Sarah Bobsin   | Jr. | Mahomet     | 12:25 |
| 1997 | Kara Franzen   | So. | St. Joe     | 11:42 |

**NO. 3 RUNNER**

|      |              |     |             |       |
|------|--------------|-----|-------------|-------|
| 1994 | Jenna Abel   | So. | T. H. South | 11:54 |
| 1995 | Marcy Miller | So. | St. Joe     | 12:44 |
| 1996 | Kala Maddox  | Fr. | Saltfork    | 12:23 |
| 1997 | Lori Davis   | So. | T. H. South | 12:12 |

**NO. 4 RUNNER**

|      |                  |     |         |       |
|------|------------------|-----|---------|-------|
| 1994 | Jamie Leverich   | Jr. | Mahomet | 12:35 |
| 1995 | Jessica Nichols  | Sr. | St. Joe | 12:31 |
| 1996 | Laura Legarnes   | So. | St. Joe | 12:42 |
| 1997 | Kristi Van Hoven |     | St. Joe | 11:59 |

**NO. 5 RUNNER**

|      |                  |     |             |       |
|------|------------------|-----|-------------|-------|
| 1994 | Julie Gillespie  | Fr. | T. H. South | 12:21 |
| 1995 | Michelle Nix     | Fr. | St. Joe     | 12:51 |
| 1996 | Lori Davis       | Fr. | T. H. South | 12:25 |
| 1997 | Kristin Chandler |     | St. Joe     | 12:20 |

**NO. 6 RUNNER**

|      |                 |     |             |       |
|------|-----------------|-----|-------------|-------|
| 1994 | Colleen DeShong | Jr. | T. H. South | 12:43 |
| 1995 | Carly Brown     | So. | St. Joe     | 13:09 |
| 1996 | Carly Brown     | Jr. | St. Joe     | 13:03 |
| 1997 | Laura Legarnes  | Jr. | St. Joe     | 12:28 |

**NO. 7 RUNNER**

|      |               |     |             |       |
|------|---------------|-----|-------------|-------|
| 1994 | Kara Abel     | Fr. | T. H. South | 12:48 |
| 1995 | Emily Geissal | So. | Monticello  | 13:12 |
| 1996 | Kara Frahzen  | Fr. | St. Joe     | 12:40 |
| 1997 | Emily Nelson  |     | T. H. South | 12:16 |

CHRISMAN COW CHIP CLASSIC RECORD HOLDERS  
THRU 1997

BOYS JV OPEN - 3 MILES

J. D. Maddox (Jr.)                      St. Joe                      16:25                      1991

RACE                      BOYS VARSITY - 3 MILES

|    |                      |            |       |      |
|----|----------------------|------------|-------|------|
| #1 | Troy Madduz (Sr.)    | Woodland   | 14:03 | 1985 |
| #2 | Brian Allen (Sr.)    | St. Joe    | 15:02 | 1992 |
| #3 | Jason McKinny (Jr.)  | Georgetown | 15:16 | 1992 |
| #4 | Brad Hart            | St. Joe    | 15:34 | 1997 |
| #5 | Adam Reynolds (So.)  | University | 15:40 | 1995 |
| #6 | Melvin Goodman (Sr.) | St. Joe    | 15:50 | 1991 |
| #7 | Doug McDannald (Fr.) | St. Joe    | 16:17 | 1997 |

BOYS VARSITY TEAM SCORE RECORD

St. Joe                      9 points                      1991

GIRLS JV OPEN - 1.85 MILES

Holly McKay                      T. H. South                      12:29                      1997

RACE                      GIRLS VARSITY - 1.85 MILES

|    |                     |             |       |      |
|----|---------------------|-------------|-------|------|
| #1 | Nikki Brucker (Fr.) | Georgetown  | 11:12 | 1995 |
| #2 | Kara Franzen        | St. Joe     | 11:42 | 1997 |
| #3 | Jenna Abel (So.)    | T. H. South | 11:54 | 1994 |
| #4 | Kristi Van Hoven    | St. Joe     | 11:59 | 1997 |
| #5 | Kristin Chandler    | St. Joe     | 12:20 | 1997 |
| #6 | Laura Legernes      | St. Joe     | 12:28 | 1997 |
| #7 | Emily Nelson        | T. H. South | 12:16 | 1997 |

GIRLS VARSITY TEAM SCORE RECORD

Terre Haute South                      8 points                      1994

# SJO VS. CHRISMAN

| SJO VS CHRISMAN AT KICKAPOO (3.0/2.5) |        |        |        |        |         |         |           |           |           |
|---------------------------------------|--------|--------|--------|--------|---------|---------|-----------|-----------|-----------|
| 70'S, SUNNY, BREEZY, NICE             |        |        |        |        |         |         |           |           |           |
| 8-SEP-98                              |        |        |        |        |         |         |           |           |           |
| NAME                                  | MILE   | 2 MILE | SPLIT  | 3 MILE | SPLIT   | AVERAGE | POINTS    | OLD TOTAL | NEW TOTAL |
| HART                                  | 5:48   | 11:44  | 5:56   | 17:52  | 6:08    | 5:57    | 1         |           |           |
| MCDANNALD,M                           | 5:48   | 11:44  | 5:56   | 17:52  | 6:08    | 5:57    | 1         |           |           |
| MCDANNALD,D                           | 5:48   | 11:44  | 5:56   | 17:52  | 6:08    | 5:57    | 1         |           |           |
| MARRIOTT                              | 5:48   | 11:44  | 5:56   | 17:52  | 6:08    | 5:57    | 1         |           |           |
| HALE                                  | 5:48   | 11:44  | 5:56   | 17:52  | 6:08    | 5:57    | 1         |           |           |
| FORSHIER                              | 5:48   | 11:51  | 6:03   | 17:52  | 6:01    | 5:57    | 1         |           |           |
| MATHIS                                | 5:48   | 12:30  | 6:42   | 18:46  | 6:16    | 6:15    | 1         |           |           |
| HUTCHCRAFT                            | 6:11   | 13:10  | 6:59   | 19:46  | 6:36    | 6:35    | 1         |           |           |
| RETZ                                  | 6:32   | 13:19  | 6:47   | 19:50  | 6:31    | 6:36    | 1         |           |           |
| HUFF                                  | 6:44   | 13:56  | 7:12   | 20:47  | 6:51    | 6:55    | 0         |           |           |
| HEDIN                                 | 6:44   | 13:54  | 7:10   | 20:49  | 6:55    | 6:56    | 0         |           |           |
| KUCHENBROD                            | 6:38   | 13:54  | 7:16   | 20:52  | 6:58    | 6:57    | 0         |           |           |
| YOUNG                                 | 5:55   | 13:40  | 7:45   | 21:01  | 7:21    | 7:00    | 0         |           |           |
| RASCH                                 | 6:32   | 13:40  | 7:08   | 21:04  | 7:24    | 7:01    | 0         |           |           |
| JONES                                 | 6:03   | 13:40  | 7:37   | 21:05  | 7:25    | 7:01    | 0         |           |           |
| ANDREWS                               | 8:06   | 16:11  | 8:05   | 23:28  | 7:17    | 7:49    | 0         |           |           |
| JENKINS                               | 7:38   | 15:53  | 8:15   | 23:44  | 7:51    | 7:54    | 0         |           |           |
| BOSLEY                                | 8:06   | 16:16  | 8:10   | 24:27  | 8:11    | 8:03    | 0         |           |           |
| TOP 5 SPLIT = 0 SEC                   |        |        |        |        |         |         |           |           |           |
| TOP 7 SPLIT = 54 SEC                  |        |        |        |        |         |         |           |           |           |
| MILE                                  | 2 MILE | SPLIT  | 3 MILE | SPLIT  | AVERAGE | POINTS  | OLD TOTAL | NEW TOTAL |           |
| CHANDLER                              | 6:40   | 13:45  | 7:05   | 16:49  | 3:04    | 6:43    | 1         |           |           |
| FRANZEN                               | 6:41   | 13:45  | 7:04   | 17:00  | 3:15    | 6:48    | 1         |           |           |
| KARY                                  | 6:41   | 13:45  | 7:04   | 17:03  | 3:18    | 6:49    | 1         |           |           |
| LEGERNES                              | 6:40   | 13:52  | 7:12   | 17:22  | 3:30    | 6:56    | 1         |           |           |
| INGRAM                                | 6:42   | 14:03  | 7:21   | 17:29  | 3:26    | 6:59    | 1         |           |           |
| ANDERS                                | 6:49   | 14:03  | 7:14   | 17:43  | 3:40    | 7:05    | 1         |           |           |
| WINN                                  | 6:49   | 14:32  | 7:43   | 18:08  | 3:36    | 7:15    | 1         |           |           |
| BARBEE                                | 7:17   | 14:59  | 7:42   | 18:28  | 3:29    | 7:23    | 1         |           |           |
| MCCELWEE                              | 7:52   | 16:23  | 8:31   | 20:21  | 3:58    | 8:08    | 1         |           |           |
| TOP 5 SPLIT = 40 SEC                  |        |        |        |        |         |         |           |           |           |
| TOP 7 SPLIT = 1:19                    |        |        |        |        |         |         |           |           |           |

# Athletic Score Book Co.

## CROSS COUNTRY SCORE SHEET

Meet SJO vs CHS Team GALS Course KICKAPOO (2.5)

Weather & Course Condition \_\_\_\_\_ Course Record \_\_\_\_\_  
 Date 8-SEP-98 Your School Record on Course 12: (AMI) ROBERTS - 1997

TIME: \_\_\_\_\_  
 Min. Min. Min. Min. Min. Min. Min. Min.

|    |    |    |    |    |    |    |    |    |
|----|----|----|----|----|----|----|----|----|
| 00 | 00 | 00 | 00 | 00 | 00 | 00 | 00 | 00 |
| 1  | 1  | 1  | 1  | 1  | 1  | 1  | 1  | 1  |
| 2  | 2  | 2  | 2  | 2  | 2  | 2  | 2  | 2  |
| 3  | 3  | 3  | 3  | 3  | 3  | 3  | 3  | 3  |
| 4  | 4  | 4  | 4  | 4  | 4  | 4  | 4  | 4  |
| 5  | 5  | 5  | 5  | 5  | 5  | 5  | 5  | 5  |
| 6  | 6  | 6  | 6  | 6  | 6  | 6  | 6  | 6  |
| 7  | 7  | 7  | 7  | 7  | 7  | 7  | 7  | 7  |
| 8  | 8  | 8  | 8  | 8  | 8  | 8  | 8  | 8  |
| 9  | 9  | 9  | 9  | 9  | 9  | 9  | 9  | 9  |
| 10 | 10 | 10 | 10 | 10 | 10 | 10 | 10 | 10 |
| 11 | 11 | 11 | 11 | 11 | 11 | 11 | 11 | 11 |
| 12 | 12 | 12 | 12 | 12 | 12 | 12 | 12 | 12 |
| 13 | 13 | 13 | 13 | 13 | 13 | 13 | 13 | 13 |
| 14 | 14 | 14 | 14 | 14 | 14 | 14 | 14 | 14 |
| 15 | 15 | 15 | 15 | 15 | 15 | 15 | 15 | 15 |
| 16 | 16 | 16 | 16 | 16 | 16 | 16 | 16 | 16 |
| 17 | 17 | 17 | 17 | 17 | 17 | 17 | 17 | 17 |
| 18 | 18 | 18 | 18 | 18 | 18 | 18 | 18 | 18 |
| 19 | 19 | 19 | 19 | 19 | 19 | 19 | 19 | 19 |
| 20 | 20 | 20 | 20 | 20 | 20 | 20 | 20 | 20 |
| 21 | 21 | 21 | 21 | 21 | 21 | 21 | 21 | 21 |
| 22 | 22 | 22 | 22 | 22 | 22 | 22 | 22 | 22 |
| 23 | 23 | 23 | 23 | 23 | 23 | 23 | 23 | 23 |
| 24 | 24 | 24 | 24 | 24 | 24 | 24 | 24 | 24 |
| 25 | 25 | 25 | 25 | 25 | 25 | 25 | 25 | 25 |
| 26 | 26 | 26 | 26 | 26 | 26 | 26 | 26 | 26 |
| 27 | 27 | 27 | 27 | 27 | 27 | 27 | 27 | 27 |
| 28 | 28 | 28 | 28 | 28 | 28 | 28 | 28 | 28 |
| 29 | 29 | 29 | 29 | 29 | 29 | 29 | 29 | 29 |
| 30 | 30 | 30 | 30 | 30 | 30 | 30 | 30 | 30 |
| 31 | 31 | 31 | 31 | 31 | 31 | 31 | 31 | 31 |
| 32 | 32 | 32 | 32 | 32 | 32 | 32 | 32 | 32 |
| 33 | 33 | 33 | 33 | 33 | 33 | 33 | 33 | 33 |
| 34 | 34 | 34 | 34 | 34 | 34 | 34 | 34 | 34 |
| 35 | 35 | 35 | 35 | 35 | 35 | 35 | 35 | 35 |
| 36 | 36 | 36 | 36 | 36 | 36 | 36 | 36 | 36 |
| 37 | 37 | 37 | 37 | 37 | 37 | 37 | 37 | 37 |
| 38 | 38 | 38 | 38 | 38 | 38 | 38 | 38 | 38 |
| 39 | 39 | 39 | 39 | 39 | 39 | 39 | 39 | 39 |
| 40 | 40 | 40 | 40 | 40 | 40 | 40 | 40 | 40 |
| 41 | 41 | 41 | 41 | 41 | 41 | 41 | 41 | 41 |
| 42 | 42 | 42 | 42 | 42 | 42 | 42 | 42 | 42 |
| 43 | 43 | 43 | 43 | 43 | 43 | 43 | 43 | 43 |
| 44 | 44 | 44 | 44 | 44 | 44 | 44 | 44 | 44 |
| 45 | 45 | 45 | 45 | 45 | 45 | 45 | 45 | 45 |
| 46 | 46 | 46 | 46 | 46 | 46 | 46 | 46 | 46 |
| 47 | 47 | 47 | 47 | 47 | 47 | 47 | 47 | 47 |
| 48 | 48 | 48 | 48 | 48 | 48 | 48 | 48 | 48 |
| 49 | 49 | 49 | 49 | 49 | 49 | 49 | 49 | 49 |
| 50 | 50 | 50 | 50 | 50 | 50 | 50 | 50 | 50 |
| 51 | 51 | 51 | 51 | 51 | 51 | 51 | 51 | 51 |
| 52 | 52 | 52 | 52 | 52 | 52 | 52 | 52 | 52 |
| 53 | 53 | 53 | 53 | 53 | 53 | 53 | 53 | 53 |
| 54 | 54 | 54 | 54 | 54 | 54 | 54 | 54 | 54 |
| 55 | 55 | 55 | 55 | 55 | 55 | 55 | 55 | 55 |
| 56 | 56 | 56 | 56 | 56 | 56 | 56 | 56 | 56 |
| 57 | 57 | 57 | 57 | 57 | 57 | 57 | 57 | 57 |
| 58 | 58 | 58 | 58 | 58 | 58 | 58 | 58 | 58 |
| 59 | 59 | 59 | 59 | 59 | 59 | 59 | 59 | 59 |

| Place | Time  | Name     | School |
|-------|-------|----------|--------|
| 1     | 16:49 | CHANDLER | S      |
| 2     | 17:00 | FRANZEN  | S      |
| 3     | :03   | KARY     | S      |
| 4     | :22   | LEGERNES | S      |
| 5     | :29   | INGRAM   | S      |
| 6     | :43   | ANDERS   | S      |
| 7     | 18:08 | WINN     | S      |
| 8     | :28   | BARBEE   | S      |
| 9     | 20:12 | TAYLOR   | C      |
| 10    | :21   | MCLEWEE  | S      |
| 11    | 21:56 | CHANDLER | C      |
| 12    | 23:35 | BONWEL   | C      |
| 13    |       |          |        |
| 14    |       |          |        |
| 15    |       |          |        |
| 16    |       |          |        |
| 17    |       |          |        |
| 18    |       |          |        |
| 19    |       |          |        |
| 20    |       |          |        |
| 21    |       |          |        |
| 22    |       |          |        |
| 23    |       |          |        |
| 24    |       |          |        |
| 25    |       |          |        |
| 26    |       |          |        |
| 27    |       |          |        |
| 28    |       |          |        |
| 29    |       |          |        |
| 30    |       |          |        |
| 31    |       |          |        |
| 32    |       |          |        |
| 33    |       |          |        |
| 34    |       |          |        |
| 35    |       |          |        |
| 36    |       |          |        |

| Score Box |     |  |  |
|-----------|-----|--|--|
| SJO       | CHS |  |  |
| 1         |     |  |  |
| 2         |     |  |  |
| 3         |     |  |  |
| 4         |     |  |  |
| 5         |     |  |  |
| 6         |     |  |  |
| 7         |     |  |  |
| 8         |     |  |  |
| 9         |     |  |  |
| 10        |     |  |  |

|    |  |  |  |
|----|--|--|--|
| 37 |  |  |  |
| 38 |  |  |  |
| 39 |  |  |  |
| 40 |  |  |  |
| 41 |  |  |  |
| 42 |  |  |  |
| 43 |  |  |  |
| 44 |  |  |  |
| 45 |  |  |  |
| 46 |  |  |  |
| 47 |  |  |  |
| 48 |  |  |  |
| 49 |  |  |  |
| 50 |  |  |  |
| 51 |  |  |  |
| 52 |  |  |  |
| 53 |  |  |  |

# Athletic Score Book Co.

## CROSS COUNTRY SCORE SHEET

Meet SJO vs CHS Team GVHS Course KICKAPOO (3.0)

Weather & Course Condition \_\_\_\_\_ Course Record \_\_\_\_\_  
 Date 8-SEP-98 Your School Record on Course 15:31 (BRIAN ALLEN - 1991)

TIME: \_\_\_\_\_  
 Min. Min. Min. Min. Min. Min. Min. Min. Min.

| Place | Time  | Name        | School |
|-------|-------|-------------|--------|
| 1     | 17:52 | HART        | S      |
| 2     | 17:52 | MCDANNA (M) | S      |
| 3     | 17:52 | MCDANNA (D) | S      |
| 4     | 17:52 | MARRIOTT    | S      |
| 5     | 17:52 | HALE        | S      |
| 6     | 17:52 | FORSYTER    | S      |
| 7     | 18:32 | BELL        | C      |
| 8     | 33    | CANTRELL    | C      |
| 9     | 46    | MATHIS      | S      |
| 10    | 19:15 | ROGERS      | C      |
| 11    | 19    | ROMOSER     | C      |
| 12    | 46    | HUTCHCRAFT  | S      |
| 13    | 50    | RETZ        | S      |
| 14    | 54    | HUMRICHOUX  | C      |
| 15    | 20:06 | GOOD        | C      |
| 16    | 47    | HUFF        | S      |
| 17    | 49    | HEDIN       | S      |
| 18    | 52    | KUCHENBROD  | S      |
| 19    | 21:01 | YOUNG       | S      |
| 20    | 04    | RASCH       | S      |
| 21    | 05    | JONES       | S      |
| 22    | 22:34 | LORENZEN    | C      |
| 23    | 23:26 | BEALS       | C      |
| 24    | 28    | ANDREWS     | S      |
| 25    | 44    | JENKINS     | S      |
| 26    | 24:27 | BOSLEY      | S      |
| 27    |       |             |        |
| 28    |       |             |        |
| 29    |       |             |        |
| 30    |       |             |        |
| 31    |       |             |        |
| 32    |       |             |        |
| 33    |       |             |        |
| 34    |       |             |        |
| 35    |       |             |        |
| 36    |       |             |        |

| Score Box |     |    |  |
|-----------|-----|----|--|
| SJO       | CHS |    |  |
| 1         | 7   |    |  |
| 2         | 8   | 15 |  |
| 3         | 10  | 25 |  |
| 4         | 11  | 36 |  |
| 5         | 12  |    |  |
| 6         |     |    |  |
| 7         | 9   |    |  |
| 8         |     |    |  |
| 9         |     |    |  |
| 10        | 15  | 48 |  |

|    |  |  |  |
|----|--|--|--|
| 37 |  |  |  |
| 38 |  |  |  |
| 39 |  |  |  |
| 40 |  |  |  |
| 41 |  |  |  |
| 42 |  |  |  |
| 43 |  |  |  |
| 44 |  |  |  |
| 45 |  |  |  |
| 46 |  |  |  |
| 47 |  |  |  |
| 48 |  |  |  |
| 49 |  |  |  |
| 50 |  |  |  |
| 51 |  |  |  |
| 52 |  |  |  |
| 53 |  |  |  |

| NAME          | 1 MILE | SPLIT | 2 MILE | SPLIT | 3 MILE | SPL<br>AT |
|---------------|--------|-------|--------|-------|--------|-----------|
| MARZUOTT      | 5:48   |       | 11:44  |       |        | /         |
| HALE          | 5:48   |       | 11:44  |       |        | /         |
| HART          | 5:48   |       | 11:44  |       |        | /         |
| MCDANNALD (M) | 5:48   |       | 11:44  |       |        | /         |
| FOURSHIER     | 5:48   |       | 11:51  |       |        | /         |
| MCDANNALD (D) | 5:48   |       | 11:48  |       |        | /         |
| JONES         | 6:03   |       | 13:40  |       |        | /         |
| YOUNG         | 5:55   |       | 13:40  |       |        | /         |
| MATHIS        | 5:48   | 6:42  | 12:30  | 6:16  | 18:46  | /         |
| HUTCHCRAFT    | 6:11   |       | 13:10  |       |        | /         |
| RE 12         | 6:32   |       | 13:19  |       |        | /         |
| KUCHEMPROD    | 6:38   |       | 13:54  |       |        | /         |
| RASCH         | 6:22   |       | 13:40  |       |        | /         |
| HEDIN         | 6:44   |       | 13:54  |       |        | /         |
| HUFF          | 6:44   |       | 13:56  |       |        | /         |
| JENKINS       | 7:38   |       | 15:53  |       |        | /         |
| ROSLBY        | 8:06   |       | 16:16  |       |        | /         |
| Andrews       | 8:06   |       | 16:11  |       |        | /         |
| Buchner       | 5:48   |       | 12:05  |       |        | /         |





# SJO AT PBL INVITE

| 90, SUNNY            |        |        |        |        |         |         |           |           |           |      |            |
|----------------------|--------|--------|--------|--------|---------|---------|-----------|-----------|-----------|------|------------|
| 12-SEP-98            |        |        |        |        |         |         |           |           |           |      |            |
| NAME                 | MILE   | 2 MILE | SPLIT  | 3 MILE | SPLIT   | AVERAGE | POINTS    | OLD TOTAL | NEW TOTAL |      |            |
| HALE                 | 5:18   | 10:53  | 5:35   | 16:28  | 5:35    | 5:29    | 15        | 20        | 35        |      |            |
| HART                 | 5:20   | 10:53  | 5:33   | 16:35  | 5:42    | 5:31    | 15        | 20        | 35        |      |            |
| FORSHER              | 5:20   | 10:53  | 5:33   | 16:44  | 5:51    | 5:34    | 15        | 20        | 35        |      |            |
| MCDANNALD,M          | 5:20   | 11:05  | 5:45   | 16:57  | 5:52    | 5:39    | 15        | 20        | 35        |      |            |
| MARRIOTT             | 5:20   | 11:00  | 5:40   | 17:01  | 6:01    | 5:40    | 15        | 20        | 35        |      |            |
| HOUCHENS             | 5:31   | 11:32  | 6:01   | 17:53  | 6:21    | 5:57    | 14        | 0         | 14        |      |            |
| MATHIS               | 5:35   | 11:46  | 6:11   | 18:18  | 6:32    | 6:06    | 13        | 14        | 27        |      |            |
| TOP 5 SPLIT = 33 SEC |        |        |        |        |         |         |           |           |           |      |            |
| TOP 7 SPLIT = 1:50   |        |        |        |        |         |         |           |           |           |      |            |
| MILE                 | 2 MILE | SPLIT  |        |        |         | AVERAGE | POINTS    | OLD TOTAL | NEW TOTAL |      |            |
| MCDANNALD,D          | 5:28   | 11:40  | 6:12   |        |         |         | 5:50      | 8.5       | 16        | 24.5 |            |
| HUTCHCRAFT           | 5:47   | 11:56  | 6:09   |        |         |         | 5:58      | 8.5       | 13        | 21.5 |            |
| YOUNG                | 5:51   | 11:58  | 6:07   |        |         |         | 5:59      | 8.5       | 15        | 23.5 |            |
| JONES                | 5:45   | 12:01  | 6:16   |        |         |         | 6:00      | 8.5       | 15        | 23.5 |            |
| RETZ                 | 5:51   | 12:13  | 6:22   |        |         |         | 6:06      | 8.5       | 11        | 19.5 |            |
| VAUGHN               | 5:39   | 12:15  | 6:36   |        |         |         | 6:07      | 8.5       | 0         | 8.5  |            |
| HUFF                 | 6:20   | 13:02  | 6:42   |        |         |         | 6:31      | 7.5       | 5         | 12.5 |            |
| KUCHENBROD           | 6:24   | 13:17  | 6:53   |        |         |         | 6:38      | 7         | 6         | 13   |            |
| CAGLE                | 6:44   | 13:46  | 7:02   |        |         |         | 6:53      | 6         | 6         | 12   |            |
| HEDIN                | 6:28   | 13:53  | 7:25   |        |         |         | 6:56      | 6         | 6         | 12   |            |
| ANDREWS              | 6:43   | 14:08  | 7:25   |        |         |         | 7:04      | 5.5       | 2         | 7.5  |            |
| JENKINS              | 7:07   | 15:05  | 7:58   |        |         |         | 7:32      | 3         | 1         | 4    |            |
| BOSLEY               | 7:27   | 15:18  | 7:51   |        |         |         | 7:39      | 3         | 0         | 3    |            |
| TOP 5 SPLIT = 32 SEC |        |        |        |        |         |         |           |           |           |      |            |
| TOP 7 SPLIT = 1:22   |        |        |        |        |         |         |           |           |           |      |            |
| MILE                 | 2 MILE | SPLIT  | 2.5 MI | SPLIT  | AVERAGE | POINTS  | OLD TOTAL | NEW TOTAL |           |      |            |
| FRANZEN              | 6:18   | 13:19  | 7:01   | 16:30  | 3:11    | 6:36    | 18        | 19        | 37        |      |            |
| LEGERNES             | 6:19   | 13:21  | 7:02   | 16:47  | 3:26    | 6:42    | 18        | 18        | 36        |      |            |
| CHANDLER             | 6:32   | 13:51  | 7:19   | 17:14  | 3:23    | 6:53    | 18        | 18        | 36        |      |            |
| INGRAM               | 6:39   | 14:06  | 7:27   | 17:30  | 3:24    | 7:00    | 18        | 18        | 36        |      |            |
| VAN UITHOVEN         | 6:40   | 14:10  | 7:30   | 17:45  | 3:35    | 7:06    | 18        | 0         | 18        |      |            |
| KLEIN                | 6:51   | 14:40  | 7:49   | 18:18  | 3:38    | 7:19    | 18        | 17        | 35        |      |            |
| TOP 5 SPLIT = 1:15   |        |        |        |        |         |         |           |           |           |      |            |
| TOP 6 SPLIT = 1:48   |        |        |        |        |         |         |           |           |           |      |            |
| MILE                 | 2 MILE | SPLIT  |        |        |         | AVERAGE | POINTS    | OLD TOTAL | NEW TOTAL |      |            |
| KARY                 | 6:08   | 12:51  | 6:43   |        |         |         | 6:25      | 6         | 19        | 25   |            |
| WINN                 | 6:42   | 13:49  | 7:07   |        |         |         | 6:54      | 6         | 18        | 24   |            |
| ANDERS               | 6:38   | 13:50  | 7:12   |        |         |         | 6:55      | 6         | 17        | 23   |            |
| BARBEE               | 6:33   | 13:55  | 7:22   |        |         |         | 6:57      | 6         | 3         | 9    |            |
| MCCELWEE             | 7:27   | 15:33  | 8:06   |        |         |         | 7:46      | 4.5       | 5         | 9.5  | 1-5 = 2:42 |

| NAME       |       | 1 MILE       | SPLIT | 2 MILE | SPLIT | 3 MILE       | SPLIT           |
|------------|-------|--------------|-------|--------|-------|--------------|-----------------|
| BRAD       | 15    | 5:20         |       | 10:53  |       | 16:35        |                 |
| MATT       | 15    | 5:18         |       | 10:53  |       | 16:28        |                 |
| JOHN       | 15    | 5:20         |       | 11:00  |       | 17:01        |                 |
| ROB        | 15    | 5:20         |       | 10:53  | 5:33  | 16:44        | <del>5:51</del> |
| MIKE       | 15    | 5:20         |       | 11:05  |       | 16:57        |                 |
| NATE       | 14    | 5:31         |       | 11:32  |       | 17:53        |                 |
| TOM        | 13    | 5:35         | 6:11  | 11:46  | 6:32  | 18:18        |                 |
|            |       | 1-5 = 33 SEC |       |        |       |              |                 |
|            |       | 1-7 = 1:50   |       |        |       |              |                 |
| DOUG       | 8 1/2 | 5:18         |       | 11:40  | 11:00 | 1-5 = 32 SEC |                 |
| KYLE       | 8 1/2 | 5:1          |       | 11:58  | 11:58 | 1-7 = 1:12   |                 |
| DIEREN     | 8 1/2 | 4:5          |       | 12:00  | 12:01 |              |                 |
| AARON V.   | 8 1/2 | 5:59         |       | 12:14  | 12:15 |              |                 |
| FRIZIN     | 8 1/2 | 4:7          |       | 11:55  | 11:56 |              |                 |
| JASON      | 8 1/2 | 5:1          |       | 12:12  | 12:13 |              |                 |
| <u>JOE</u> | 7     | 6:24         |       | 13:07  | 13:07 |              |                 |
| REID       | 5 1/2 | 6:43         |       | 14:09  | 14:08 |              |                 |
| GREG       | 6     | 6:28         |       | 13:53  | 13:53 |              |                 |
| AARON II.  | 7 1/2 | 6:20         |       | 13:02  | 13:02 |              |                 |
| BRANDON    | 6     | 6:44         |       | 13:47  | 13:46 |              |                 |
| NATHAN     | 3     | 7:07         |       | 15:05  | 15:05 |              |                 |
| TONY       | 3     | 7:27         |       | 15:18  | 15:18 |              |                 |



PBL INVITATIONAL

DATE: 9-12-98

-----

TEAM SCORES - GIRLS JUNIOR VARSITY

|    |                     |     |
|----|---------------------|-----|
| 1. | ST. JOE-ODGEN       | 23  |
| 2. | PAXTON-BUCKLEY-LODA | 55  |
| 3. | OAKWOOD             | 62  |
| 4. | MOMENCE             | 85  |
| 5. | BISHOP-MacNAMARA    | 113 |

PBL INVITATIONAL: 9-12-98

WEATHER CONDITIONS: SUNNY AND MILD

LENGTH OF COURSE: 2

FINAL RESULTS - GIRLS JUNIOR VARSITY

| POS. | ##    | NAME-SCHOOL                             | TM. POS | TIME  |
|------|-------|---|---------|-------|
| 1.   | #0820 | JILL KARY-ST. JOE-ODGEN                 | 1       | 12.51 |
| 2.   | #0890 | *LAURA LAYDEN-HOOPESTON AREA            | --      | 13.45 |
| 3.   | #0842 | STACIE FISHER-OAKWOOD                   | 2       | 13.48 |
| 4.   | #0822 | AMBER WINN-ST. JOE-ODGEN                | 3       | 13.49 |
| 5.   | #0821 | MYRTLE ANDERS-ST. JOE-ODGEN             | 4       | 13.50 |
| 6.   | #0824 | SHAWNA BARBEE-ST. JOE-ODGEN             | 5       | 13.55 |
| 7.   | #0910 | ASHLEY LUENING-PAXTON-BUCKLEY-LODA      | 6       | 14.11 |
| 8.   | #0901 | *RACHEL SHARPER-REED-CUSTER             | --      | 14.17 |
| 9.   | #0902 | *NIKI SCOTT-REED-CUSTER                 | --      | 14.38 |
| 10.  | #0800 | *SHELBY TAYLOR-CHRISMAN                 | --      | 14.43 |
| 11.  | #0831 | PEGGY BALDWIN-BISHOP-MacNAMARA          | 7       | 14.43 |
| 12.  | #0891 | *MARIA HANSON-HOOPESTON AREA            | --      | 14.48 |
| 13.  | #0854 | *ANNE JACOBSON-TOLONO UNITY             | --      | 15.08 |
| 14.  | #0911 | ERICA ANDA-PAXTON-BUCKLEY-LODA          | 8       | 15.13 |
| 15.  | #0841 | JULIE FOUREZ-OAKWOOD                    | 9       | 15.31 |
| 16.  | #0823 | ASHLEY McELWEE-ST. JOE-ODGEN            | 10      | 15.33 |
| 17.  | #0860 | KATIE NELSON-MOMENCE                    | 11      | 15.53 |
| 18.  | #0810 | *JENNA D'AMICO-GARDNER-SOUTH WILMINGTON | --      | 15.59 |
| 19.  | #0912 | BECKY FOSTER-PAXTON-BUCKLEY-LODA        | 12      | 16.02 |
| 20.  | #0862 | KATY NORMAN-MOMENCE                     | 13      | 16.15 |
| 21.  | #0913 | HANNAH DIEDERICH-PAXTON-BUCKLEY-LODA    | 14      | 16.20 |
| 22.  | #0920 | *ADRIENNE WAPINSKI-HERSCHER             | --      | 16.34 |
| 23.  | #0914 | SARAH HOERBERT-PAXTON-BUCKLEY-LODA      | 15      | 16.36 |
| 24.  | #0843 | LINDSEY DAVIS-OAKWOOD                   | 16      | 16.40 |
| 25.  | #0845 | MALLORY HAUSMAN-OAKWOOD                 | 17      | 16.43 |
| 26.  | #0881 | *CRISTI PIEPENBRINR-MANTENO             | --      | 16.50 |
| 27.  | #0844 | STACEY KELLY-OAKWOOD                    | 18      | 16.59 |
| 28.  | #0801 | *KRISTIN CHANDLER-CHRISMAN              | --      | 17.04 |
| 29.  | #0861 | EBONY HOWARD-MOMENCE                    | 19      | 17.24 |
| 30.  | #0863 | DESTINY LAMB-MOMENCE                    | 20      | 17.34 |
| 31.  | #0846 | JACKIE LAMBERT-OAKWOOD                  | 21      | 17.47 |
| 32.  | #0864 | ELEXIS DRAINE-MOMENCE                   | 22      | 17.54 |
| 33.  | #0865 | JESSICA KNOBLAUCH-MOMENCE               | 23      | 17.57 |
| 34.  | #0802 | *EMILY BONWELL-CHRISMAN                 | --      | 17.59 |
| 35.  | #0830 | ALLISON ALBRIGHT-BISHOP-MacNAMARA       | 24      | 18.01 |

|     |       |                                  |    |       |
|-----|-------|----------------------------------|----|-------|
| 36. | #0833 | LIZ MEIER-BISHOP-MacNAMARA       | 25 | 18.05 |
| 37. | #0840 | BETH RICHTER-OAKWOOD             | 26 | 18.10 |
| 38. | #0866 | ALYSSA WIELGAT-MOMENCE           | 27 | 18.32 |
| 39. | #0832 | ANGELA FREY-BISHOP-MacNAMARA     | 28 | 18.44 |
| 40. | #0870 | *ASHLEY APGAR-VILLA GROVE        | -- | 18.50 |
| 41. | #0871 | *BONNIE TENNYSON-VILLA GROVE     | -- | 15.52 |
| 42. | #0834 | JESSICA OLAFSON-BISHOP-MacNAMARA | 29 | 21.34 |
| 43. | #0880 | *DYANA EWENS-MANTENO             | -- | 22.57 |

# OR \* = INELIGIBLE TO SCORE

PAXTON INVITATIONAL

DATE: 9-12-98

-----

TEAM SCORES - BOYS JUNIOR VARSITY

|    |                  |    |
|----|------------------|----|
| 1. | ST. JOE-OGDEN    | 28 |
| 2. | BISHOP-MacNAMARA | 70 |
| 3. | CHRISMAN         | 82 |
| 4. | MOMENCE          | 84 |
| 5. | OAKWOOD          | 94 |

PAXTON INVITATIONAL: 9-12-98

WEATHER CONDITIONS: SUNNY AND MILD

LENGTH OF COURSE: 3

FINAL RESULTS - BOYS JUNIOR VARSITY

| POS. | ##    | NAME-SCHOOL                           | TM. POS | TIME  |
|------|-------|---------------------------------------|---------|-------|
| 1.   | #0250 | *JASON STEWART-BISMARCK-HENNING       | --      | 11.18 |
| 2.   | #0270 | ROB HARGROVE-OAKWOOD                  | 1       | 11.26 |
| 3.   | #0230 | DOUG McDANNALD-ST. JOE-OGDEN          | 2       | 11.40 |
| 4.   | #0260 | *TOM WINN-GEORGETOWN-RIDGE FARM       | --      | 11.45 |
| 5.   | #0200 | AUSTIN CANTRELL-CHRISMAN              | 3       | 11.50 |
| 6.   | #0296 | NICK WYATT-MOMENCE                    | 4       | 11.51 |
| 7.   | #0320 | *DUSTIN SMITH-HOOPESTON AREA          | --      | 11.54 |
| 8.   | #0233 | ORIN HUTCHCRAFT-ST. JOE-OGDEN         | 5       | 11.56 |
| 9.   | #0232 | KYLE YOUNG-ST. JOE-OGDEN              | 6       | 11.58 |
| 10.  | #0231 | DORON JONES-ST. JOE-OGDEN             | 7       | 12.01 |
| 11.  | #0235 | JASON RETZ-ST. JOE-OGDEN              | 8       | 12.13 |
| 12.  | #0234 | AARON VAUGHN-ST. JOE-OGDEN            | 9       | 12.15 |
| 13.  | #0241 | MARTY LINNEMAN-BISHOP-MacNAMARA       | 10      | 12.18 |
| 14.  | #0310 | *JASON GRAVES-MANTENO                 | --      | 12.20 |
| 15.  | #0350 | *ROB GROSSO-HERSCHER                  | --      | 12.24 |
| 16.  | #0262 | *JACOB ELLIS-GEORGETOWN-RIDGE FARM    | --      | 12.30 |
| 17.  | #0271 | MARCUS GROVE-OAKWOOD                  | 11      | 12.32 |
| 18.  | #0243 | ADAM RANGLES-BISHOP-MacNAMARA         | 12      | 12.34 |
| 19.  | #0242 | DREW PARSONS-BISHOP-MacNAMARA         | 13      | 12.39 |
| 20.  | #0201 | SETH HUMRICHOU-S-CHRISMAN             | 14      | 12.42 |
| 21.  | #0352 | *ADAM WADINSKI-HERSCHER               | --      | 12.46 |
| 22.  | #0330 | *ZAC BAILEY-REED CUSTER               | --      | 12.56 |
| 23.  | #0300 | *JACOB ELAM-VILLA GROVE               | --      | 12.57 |
| 24.  | #0362 | *RYAN KLEISS-TUSCOLA                  | --      | 12.59 |
| 25.  | #0341 | *MARK CARTER-PAXTON-BUCKLEY-LODA      | --      | 13.00 |
| 26.  | #0261 | *SCOTT MAQUET-GEORGETOWN-RIDGE FARM   | --      | 13.00 |
| 27.  | #0240 | BEN ANGELO-BISHOP-MacNAMARA           | 15      | 13.06 |
| 28.  | #0210 | *DAVID WAYNE-GARDNER-SOUTH-WILMINGTON | --      | 13.10 |
| 29.  | #0361 | *CHRIS ANDERSON-TUSCOLA               | --      | 13.16 |
| 30.  | #0236 | JOE KUCHENBROD-ST. JOE-OGDEN          | 16      | 13.17 |
| 31.  | #0263 | *DUSTIN CRAMER-GEORGETOWN-RIDGE FARM  | --      | 13.22 |
| 32.  | #0290 | ED RAKAUKAS-MOMENCE                   | 17      | 13.24 |
| 33.  | #0291 | JOHN HENRY-MOMENCE                    | 18      | 13.26 |
| 34.  | #0204 | LANE GOOD-CHRISMAN                    | 19      | 13.31 |
| 35.  | #0340 | *BILL WHEELER-PAXTON-BUCKLEY-LODA     | --      | 13.39 |

|     |       |  |    |       |
|-----|-------|--|----|-------|
| 36. | #0212 | *JIM SCHEEL-GARDNER-SOUTH-WILMINGTON   | -- | 13.42 |
| 37. | #0360 | *MARK QUINN-TUSCOLA                    | -- | 13.46 |
| 38. | #0251 | *DAN KING-BISMARCK-HENNING             | -- | 13.50 |
| 39. | #0322 | *THOMAS LONG-HOOPESTON AREA            | -- | 13.53 |
| 40. | #0211 | *CHRIS MILLER-GARDNER-SOUTH-WILMINGTON | -- | 14.03 |
| 41. | #0244 | CHARLIE WORTH-BISHOP-MacNAMARA         | 20 | 14.07 |
| 42. | #0203 | ROBERT LORENSEN-CHRISMAN               | 21 | 14.08 |
| 43. | #0293 | DERRICK DRAINE-MOMENCE                 | 22 | 14.29 |
| 44. | #0364 | *JOSH LUHRSEN-SALT FORK                | -- | 14.30 |
| 45. | #0292 | JOSH BLAGG-MOMENCE                     | 23 | 14.36 |
| 46. | #0295 | RICK WILHOYT-MOMENCE                   | 24 | 14.46 |
| 47. | #0331 | *JACOB SINKULAR-REED CUSTER            | -- | 14.54 |
| 48. | #0202 | LUKE BEALS-CHRISMAN                    | 25 | 14.56 |
| 49. | #0213 | *MATT WEISS-GARDNER-SOUTH-WILMINGTON   | -- | 14.57 |
| 50. | #0312 | *ADAM STRONER-MANTENO                  | -- | 15.02 |
| 51. | #0321 | *BRANDEN HENDY-HOOPESTON AREA          | -- | 15.14 |
| 52. | #0252 | *T.J. PEARSON-BISMARCK-HENNING         | -- | 15.38 |
| 53. | #0275 | ALEX PUCKETT-OAKWOOD                   | 26 | 15.50 |
| 54. | #0272 | JEREMY EVANS-OAKWOOD                   | 27 | 16.07 |
| 55. | #0294 | LEWIS ASHLEY-MOMENCE                   | 28 | 16.10 |
| 56. | #0282 | *GUTHRIE HOOD-TOLONO UNITY             | -- | 16.10 |
| 57. | #0311 | *RYAN SKOLASINSKI-MANTENO              | -- | 16.33 |
| 58. | #0353 | *JEFF TRENT-HERSCHER                   | -- | 13.39 |
| 59. | #0274 | NATHAN PICKETT-OAKWOOD                 | 29 | 18.48 |

# OR \* = INELIGIBLE TO SCORE

PBL INVITATIONAL

DATE: 9-12-98

-----

TEAM SCORES - GIRLS VARSITY

|    |                     |     |
|----|---------------------|-----|
| 1. | ST. JOE-OGDEN       | 38  |
| 2. | HERSCHER            | 47  |
| 3. | TOLONO UNITY        | 76  |
| 4. | MANTENO             | 99  |
| 5. | SALT FORK           | 116 |
| 6. | PAXTON-BUCKLEY-LODA | 167 |
| 7. | OAKWOOD             | 179 |
| 8. | VILLA GROVE         | 191 |

PBL INVITATIONAL: 9-12-98

WEATHER CONDITIONS: SUNNY AND ~~MILD~~  
LENGTH OF COURSE: 2.5

HOT!

FINAL RESULTS - GIRLS VARSITY

| POS. | ##    | NAME-SCHOOL                         | TM.POS | TIME  |
|------|-------|-------------------------------------|--------|-------|
| 1.   | #0584 | HANNAH McHARRY-TOLONO UNITY         | 1      | 16.02 |
| 2.   | #0630 | ALLIE WILLIAMS-MANTENO              | 2      | 16.28 |
| 3.   | #0525 | KARA FRANZEN-ST. JOE-OGDEN          | 3      | 16.30 |
| 4.   | #0661 | LINDSAY DEMERS-HERSCHER             | 4      | 16.41 |
| 5.   | #0524 | LAURA LEGERNES-ST. JOE-OGDEN        | 5      | 16.47 |
| 6.   | #0660 | STEPHANIE BONE-HERSCHER             | 6      | 16.57 |
| 7.   | #0670 | *TOSHA STEVENS-TUSCOLA              | --     | 17.06 |
| 8.   | #0521 | KRISTEN CHANDLER-ST. JOE-OGDEN      | 7      | 17.14 |
| 9.   | #0663 | JILL MILLER-HERSCHER                | 8      | 17.17 |
| 10.  | #0560 | *LeeAnn LOMAX-GEORGETOWN-RIDGE FARM | --     | 17.19 |
| 11.  | #0611 | KALA MADDOX-SALT FORK               | 9      | 17.20 |
| 12.  | #0522 | SARA INGRAM-ST. JOE-OGDEN           | 10     | 17.30 |
| 13.  | #0582 | KIM BOISE-TOLONO UNITY              | 11     | 17.32 |
| 14.  | #0612 | HALEY LUCAS-SALT FORK               | 12     | 17.39 |
| 15.  | #0526 | KRISTI VanUITHOVEN-ST. JOE-OGDEN    | 13     | 17.45 |
| 16.  | #0664 | MELINDA LOWE-HERSCHER               | 14     | 17.51 |
| 17.  | #0662 | HOLLI DENAULT-HERSCHER              | 15     | 17.54 |
| 18.  | #0640 | *INGRID BURRACKS-HOOPESTON AREA     | --     | 17.59 |
| 19.  | #0631 | NICOLE FETHERLING-MANTENO           | 16     | 17.59 |
| 20.  | #0583 | MELANIE CAIN-TOLONO UNITY           | 17     | 18.00 |
| 21.  | #0613 | BETH OSHAUGHNESSY-SALT FORK         | 18     | 18.12 |
| 22.  | #0523 | KELLY KLEIN-ST. JOE-OGDEN           | 19     | 18.18 |
| 23.  | #0651 | AMANDA TRIBBY-PAXTON-BUCKLEY-LODA   | 20     | 18.28 |
| 24.  | #0550 | *LAURA METZEN-BISMARCK-HENNING      | --     | 18.35 |
| 25.  | #0666 | JENNIFER DAMPTZ-HERSCHER            | 21     | 18.36 |
| 26.  | #0580 | JESSI BEARD-TOLONO UNITY            | 22     | 18.40 |
| 27.  | #0620 | MELISSA XANDERS-VILLA GROVE         | 23     | 18.44 |
| 28.  | #0635 | AMANDA KROLL-MANTENO                | 24     | 18.48 |
| 29.  | #0585 | JENNIFER HILL-TOLONO UNITY          | 25     | 18.49 |
| 30.  | #0581 | NICOLE BILLMAN-TOLONO UNITY         | 26     | 18.53 |
| 31.  | #0634 | CASEY NUGENT-MANTENO                | 27     | 18.58 |
| 32.  | #0570 | NATALIE GOGLIA-OAKWOOD              | 28     | 18.59 |



|     |       |   |    |       |
|-----|-------|---|----|-------|
| 33. | #0671 | *JANEEN SUTHERLAND-TUSCOLA                    | -- | 19.03 |
| 34. | #0510 | *TIFFANY CHRISTENSEN-GARDNER-SOUTH WILMINGTON | -- | 19.06 |
| 35. | #0665 | KATIE COTTER-HERSCHER                         | 29 | 19.07 |
| 36. | #0561 | *DAWNA CROWDER-GEORGETOWN-RIDGE FARM          | -- | 19.07 |
| 37. | #0632 | KATIE GORMAN-MANTENO                          | 30 | 19.18 |
| 38. | #0672 | *ERICA HALL-TUSCOLA                           | -- | 19.29 |
| 39. | #0530 | *SARA BOKARI-BISHOP-MacNAMARA                 | -- | 19.33 |
| 40. | #0621 | JENNIFER MARLATT-VILLA GROVE                  | 31 | 19.50 |
| 41. | #0511 | *ANNE WOLLGAST-GARDNER-SOUTH WILMINGTON       | -- | 20.05 |
| 42. | #0562 | *JESSICA TUTWILER-GEORGETOWN-RIDGE FARM       | -- | 20.12 |
| 43. | #0633 | COURTNEY RUSSERT-MANTENO                      | 32 | 20.15 |
| 44. | #0551 | *KRISTIN LIGHT-BISMARCK-HENNING               | -- | 20.18 |
| 45. | #0592 | *DEVERY WILLIAMS-MOMENCE                      | -- | 20.20 |
| 46. | #0600 | *KATIE MECUM-BLUE RIDGE                       | -- | 20.21 |
| 47. | #0595 | *STEPHANIE HOVELN-MOMENCE                     | -- | 20.22 |
| 48. | #0654 | MONICA HARBER-PAXTON-BUCKLEY-LODA             | 33 | 20.25 |
| 49. | #0641 | *MICHAELA SELG-HOOPESTON AREA                 | -- | 20.36 |
| 50. | #0650 | NATALIE CARTER-PAXTON-BUCKLEY-LODA            | 34 | 20.37 |
| 51. | #0590 | *KRISTA HICKEY-MOMENCE                        | -- | 20.40 |
| 52. | #0571 | BRITTANY WENDELL-OAKWOOD                      | 35 | 20.43 |
| 53. | #0673 | *LINDSEY SNIDER-TUSCOLA                       | -- | 20.48 |
| 54. | #0574 | JENA WELLS-OAKWOOD                            | 36 | 20.53 |
| 55. | #0552 | *STACEY GUSTAFSON-BISMARCK-HENNING            | -- | 21.05 |
| 56. | #0614 | MEGAN HOWE-SALT FORK                          | 37 | 21.07 |
| 57. | #0652 | AMANDA GERDES-PAXTON-BUCKLEY-LODA             | 38 | 21.13 |
| 58. | #0573 | JANA WELLS-OAKWOOD                            | 39 | 21.14 |
| 59. | #0615 | JENNA ROBERTS-SALT FORK                       | 40 | 21.22 |
| 60. | #0541 | *MEGHAN MULVANEY-ARMSTRONG-POTOMAC            | -- | 21.24 |
| 61. | #0572 | RACHAL PRODEMORE-OAKWOOD                      | 41 | 21.27 |
| 62. | #0540 | *LISA GARWOOD-ARMSTRONG-POTOMAC               | -- | 21.32 |
| 63. | #0653 | SARAH PACEY-PAXTON-BUCKLEY-LODA               | 42 | 21.44 |
| 64. | #9999 | JESSICA HULS-OAKWOOD                          | 43 | 21.55 |
| 65. | #0622 | KRISTINA MOONEY-VILLA GROVE                   | 44 | 22.17 |
| 66. | #0542 | *JESSIE JONES-ARMSTRONG-POTOMAC               | -- | 23.08 |
| 67. | #0625 | MELISSA WILLIAMSON-VILLA GROVE                | 45 | 23.29 |
| 68. | #0656 | CANDACE DODD-PAXTON-BUCKLEY-LODA              | 46 | 23.49 |
| 69. | #0655 | NATALIE LAROU-PAXTON-BUCKLEY-LODA             | 47 | 24.03 |
| 70. | #0623 | MANDY LITTLE-VILLA GROVE                      | 48 | 24.21 |
| 71. | #0564 | *SARA ELLIS-GEORGETOWN-RIDGE FARM             | -- | 25.22 |
| 72. | #0624 | KATIE HETTINGER-VILLA GROVE                   | 49 | 25.45 |
| 73. | #0575 | ALICEA EVANS-OAKWOOD                          | 50 | 26.14 |
| 74. | #0544 | *DUSTI BARKER-ARMSTRONG-POTOMAC               | -- | 28.08 |

# OR \* = INELIGIBLE TO SCORE

PBL INVITATIONAL

DATE: 9-12-98

TEAM SCORES - BOYS VARSITY

|    |                     |     |
|----|---------------------|-----|
| 1. | ST. JOE-OGDEN       | 20  |
| 2. | BISHOP-MacNAMARA    | 74  |
| 3. | OAKWOOD             | 103 |
| 4. | ARMSTRONG-POTOMAC   | 107 |
| 5. | MOMENCE             | 122 |
| 6. | HERSCHER            | 131 |
| 7. | TOLONO UNITY        | 151 |
| 8. | PAXTON-BUCKLEY-LODA | 187 |

PBL INVITATIONAL: 9-12-98

WEATHER CONDITIONS: SUNNY AND ~~MILD~~ **HOT!**  
 LENGTH OF COURSE: 3

FINAL RESULTS - BOYS VARSITY

| POS. | ##    | NAME-SCHOOL                           | TM. POS | TIME  |
|------|-------|---------------------------------------|---------|-------|
| 1.   | #0150 | *JOHN SHAFFER-HOOPESTON AREA          | --      | 15.56 |
| 2.   | #0193 | *WILL LUCAS-TUSCOLA                   | --      | 16.16 |
| 3.   | #0055 | MATT HALE-ST. JOE-OGDEN               | 1       | 16.28 |
| 4.   | #0051 | BRAD HART-ST. JOE-OGDEN               | 2       | 16.35 |
| 5.   | #0032 | *DAVID SIMMS-GARDNER-SOUTH-WILMINGTON | --      | 16.42 |
| 6.   | #0070 | RYAN ANDREWS-ARMSTRONG-POTOMAC        | 3       | 16.43 |
| 7.   | #0054 | ROB FORSHIER-ST. JOE-OGDEN            | 4       | 16.44 |
| 8.   | #0065 | JOSH MENENGA-BISHOP-MacNAMARA         | 5       | 16.49 |
| 9.   | #0052 | MIKE McDANNALD-ST. JOE-OGDEN          | 6       | 16.57 |
| 10.  | #0050 | JOHN MARRIOTT-ST. JOE-OGDEN           | 7       | 17.01 |
| 11.  | #0081 | CORY VANDENBERG-OAKWOOD               | 8       | 17.17 |
| 12.  | #0192 | *SCOTT GROVES-TUSCOLA                 | --      | 17.22 |
| 13.  | #0110 | *TOM HANNAH-BLUE RIDGE                | --      | 17.29 |
| 14.  | #0080 | JOHN LEAHY-OAKWOOD                    | 9       | 17.32 |
| 15.  | #0184 | SAM GRANT-HERSCHER                    | 10      | 17.36 |
| 16.  | #0063 | DAN FLYNN-BISHOP-MacNAMARA            | 11      | 17.41 |
| 17.  | #0061 | ELLIOTT BASS-BISHOP-MacNAMARA         | 12      | 17.46 |
| 18.  | #0094 | ANDY MOHR-TOLONO UNITY                | 13      | 17.49 |
| 19.  | #0102 | PETER ANAYA-MOMENCE                   | 14      | 17.51 |
| 20.  | #0053 | NATE HOUCHEMS-ST. JOE-OGDEN           | 15      | 17.53 |
| 21.  | #0120 | *JOE SHIRLEY-SALT FORK                | --      | 18.01 |
| 22.  | #0083 | JASON WILLS-OAKWOOD                   | 16      | 18.09 |
| 23.  | #0095 | JAMES THOMPSON-TOLONO UNITY           | 17      | 18.10 |
| 24.  | #0101 | RICHARD McCURRY-MOMENCE               | 18      | 18.15 |
| 25.  | #0056 | TOM MATHIS-ST. JOE-OGDEN              | 19      | 18.18 |
| 26.  | #0100 | CONOR FINNEGAN-MOMENCE                | 20      | 18.20 |
| 27.  | #0066 | SCOTT ROZWALKA-BISHOP-MacNAMARA       | 21      | 18.29 |
| 28.  | #0071 | AARON HIRD-ARMSTRONG-POTOMAC          | 22      | 18.36 |
| 29.  | #0183 | NATHAN DENAULT-HERSCHER               | 23      | 18.43 |
| 30.  | #0073 | PRESTON GREY-ARMSTRONG-POTOMAC        | 24      | 18.47 |
| 31.  | #0064 | PAT MAHONEY-BISHOP-MacNAMARA          | 25      | 18.49 |
| 32.  | #0170 | JUSTIN BROWN-PAXTON-BUCKLEY-LODA      | 26      | 18.51 |

|     |       |   |    |       |
|-----|-------|---|----|-------|
| 33. | #0182 | BILL SZABO-HERSCHER                       | 27 | 18.52 |
| 34. | #0074 | TRAVIS WHITE-ARMSTRONG-POTOMAC            | 28 | 18.58 |
| 35. | #0186 | JON WELLS-HERSCHER                        | 29 | 18.58 |
| 36. | #0072 | BRANDON HIRD-ARMSTRONG-POTOMAC            | 30 | 19.04 |
| 37. | #0086 | MIKE PHILLIPS-OAKWOOD                     | 31 | 19.07 |
| 38. | #0092 | RYAN LAKER-TOLONO UNITY                   | 32 | 19.11 |
| 39. | #0173 | JOE BURGESS-PAXTON-BUCKLEY-LODA           | 33 | 19.20 |
| 40. | #0191 | *BRIAN McDANIEL-TUSCOLA                   | -- | 19.21 |
| 41. | #0031 | *ANDY KETTLEKAMP-GARDNER-SOUTH-WILMINGTON | -- | 19.23 |
| 42. | #0104 | DAVID LATTY-MOMENCE                       | 34 | 19.43 |
| 43. | #0160 | *RAY ULRICH-REED-CUSTER                   | -- | 19.50 |
| 44. | #0060 | BRANDON ALBRIGHT-BISHOP-MacNAMARA         | 35 | 19.59 |
| 45. | #0103 | ANTHONY RILEY-MOMENCE                     | 36 | 20.05 |
| 46. | #0105 | JOSH ZELHART-MOMENCE                      | 37 | 20.07 |
| 47. | #0174 | JOSH BURGESS-PAXTON-BUCKLEY-LODA          | 38 | 20.10 |
| 48. | #0082 | CASEY ELLIOTT-OAKWOOD                     | 39 | 20.15 |
| 49. | #0013 | *TOM WESSELS-WATSEKA                      | -- | 20.19 |
| 50. | #0084 | STEVE DROLLINGER-OAKWOOD                  | 40 | 20.24 |
| 51. | #0090 | CHARLIE DEAKIN-TOLONO UNITY               | 41 | 20.25 |
| 52. | #0010 | *ALEX WESSELS-WATSEKA                     | -- | 20.32 |
| 53. | #0012 | *STEVE LOVE-WATSEKA                       | -- | 20.33 |
| 54. | #0181 | JEFF GROSSO-HERSCHER                      | 42 | 20.35 |
| 55. | #0030 | *ERIC HAACKE-GARDNER-SOUTH-WILMINGTON     | -- | 20.36 |
| 56. | #0171 | GREG NIEWOLD-PAXTON-BUCKLEY-LODA          | 43 | 20.46 |
| 57. | #0185 | BOB LARSON-HERSCHER                       | 44 | 20.52 |
| 58. | #0075 | SEBASTION BISCHERT-ARMSTRONG-POTOMAC      | 45 | 20.57 |
| 59. | #0062 | TYLER DORN-BISHOP-MacNAMARA               | 46 | 20.59 |
| 60. | #0130 | *MARK WISDOM-VILLA GROVE                  | -- | 21.00 |
| 61. | #0011 | *LARRY HUFFMAN-WATSEKA                    | -- | 21.04 |
| 62. | #0132 | *DAVID MCHUGH-VILLA GROVE                 | -- | 21.21 |
| 63. | #0172 | MITCH BREHM-PAXTON-BUCKLEY-LODA           | 47 | 21.24 |
| 64. | #0131 | *BEN MIKEWORTH-VILLA GROVE                | -- | 21.25 |
| 65. | #0190 | *ROBERT HANNERS-TUSCOLA                   | -- | 21.26 |
| 66. | #0151 | *CHRIS BARRICK-HOOPESTON AREA             | -- | 21.32 |
| 67. | #0091 | CHRIS CHESNUT-TOLONO UNITY                | 48 | 21.50 |
| 68. | #0152 | *JUSTIN BRAY-HOOPESTON AREA               | -- | 22.04 |
| 69. | #0106 | DEMETRIUS TRIPLETT-MOMENCE                | 49 | 22.21 |
| 70. | #0175 | CRAIG BOONE-PAXTON-BUCKLEY-LODA           | 50 | 22.22 |
| 71. | #0085 | NATHAN BROWN-OAKWOOD                      | 51 | 22.43 |
| 72. | #0093 | JOSH KOCHER-TOLONO UNITY                  | 52 | 22.56 |
| 73. | #0076 | ERIC MOSS-ARMSTRONG-POTOMAC               | 53 | 25.04 |

# OR \* = INELIGIBLE TO SCORE

# SJO VS. MONTICELLO, SHELB., CENTRAL A & M, ST. TERESA

| AT LODGE PARK (3.0/2.5 -- BOTH SHORT ?) |      |        |       |        |       |         |        |           |           |
|---|------|--------|-------|--------|-------|---------|--------|-----------|-----------|
| 80'S, SUNNY, HUMID, BREEZY              |      |        |       |        |       |         |        |           |           |
| 15-SEP-98                               |      |        |       |        |       |         |        |           |           |
| NAME                                    | MILE | 2 MILE | SPLIT | 3 MILE | SPLIT | AVERAGE | POINTS | OLD TOTAL | NEW TOTAL |
| MCDANNALD,M                             | 5:10 | 10:11  | 5:01  | 15:09  | 4:58  | 5:03    | 3      | 35        | 38        |
| HALE                                    | 5:07 | 10:07  | 5:00  | 15:11  | 5:04  | 5:03    | 3      | 35        | 38        |
| MARRIOTT                                | 5:09 | 10:13  | 5:04  | 15:20  | 5:07  | 5:06    | 3      | 35        | 38        |
| HART                                    | 5:09 | 10:13  | 5:04  | 15:34  | 5:21  | 5:11    | 3      | 35        | 38        |
| FORSHER                                 | 5:07 | 10:15  | 5:08  | 15:57  | 5:42  | 5:19    | 3      | 35        | 38        |
| MCDANNALD,D                             | 5:18 | 10:37  | 5:19  | 16:04  | 5:27  | 5:21    | 3      | 24 1/2    | 27 1/2    |
| HOUCHENS                                | 5:27 | 10:46  | 5:19  | 16:12  | 5:26  | 5:24    | 2      | 14        | 16        |
| MATHIS                                  | 5:39 | 11:15  | 5:36  | 17:07  | 5:52  | 5:42    | 2      | 27        | 29        |
| YOUNG                                   | 5:49 | 11:39  | 5:50  | 17:32  | 5:53  | 5:50    | 2      | 23 1/2    | 25 1/2    |
| JONES                                   | 5:49 | 11:38  | 5:49  | 17:34  | 5:56  | 5:51    | 2      | 23 1/2    | 25 1/2    |
| HUTCHCRAFT                              | 6:05 | ?      | ?     | 18:16  | ?     | 6:05    | 2      | 21 1/2    | 23 1/2    |
| HUFF                                    | 6:05 | 12:15  | 6:10  | 18:23  | 6:08  | 6:07    | 2      | 12 1/2    | 14 1/2    |
| VAUGHN                                  | 6:18 | 12:29  | 6:11  | 18:31  | 6:02  | 6:10    | 2      | 8 1/2     | 10 1/2    |
| RETZ                                    | 6:18 | 12:29  | 6:11  | 18:48  | 6:19  | 6:16    | 2      | 19 1/2    | 21 1/2    |
| HEDIN                                   | 6:16 | 12:33  | 6:17  | 19:12  | 6:39  | 6:24    | 2      | 12        | 14        |
| RASCH                                   | 6:21 | 13:02  | 6:41  | 19:37  | 6:35  | 6:32    | 2      | 6         | 8         |
| KUCHENBROD                              | 6:21 | 13:02  | 6:41  | 19:41  | 6:39  | 6:33    | 2      | 13        | 15        |
| JENKINS                                 | 6:56 | 14:30  | 7:34  | 21:40  | 7:10  | 7:13    | 0      | 4         | 4         |
| BOSLEY                                  | 7:23 | 14:47  | 7:24  | 22:06  | 7:19  | 7:22    | 0      | 3         | 3         |
| TOP 5 SPLIT = 48 SEC                    |      |        |       |        |       |         |        |           |           |
| TOP 7 SPLIT = 1:03                      |      |        |       |        |       |         |        |           |           |
| 2.5                                     |      |        |       |        |       |         |        |           |           |
| ROBERTS                                 | 6:05 | 12:20  | 6:15  | 14:34  | 2:14  | 5:49    | 4      | 0         | 4         |
| KARY                                    | 6:16 | 12:32  | 6:16  | 14:39  | 2:07  | 5:51    | 4      | 25        | 29        |
| CHANDLER                                | 6:20 | 13:05  | 6:45  | 15:11  | 2:06  | 6:04    | 4      | 36        | 40        |
| FRANZEN                                 | 6:20 | 13:05  | 6:45  | 15:17  | 2:12  | 6:06    | 4      | 37        | 41        |
| LEGERNES                                | 6:24 | 13:06  | 6:42  | 15:25  | 2:19  | 6:10    | 4      | 36        | 40        |
| INGRAM                                  | 6:24 | 13:15  | 6:51  | 15:28  | 2:13  | 6:11    | 4      | 36        | 40        |
| ANDERS                                  | 6:55 | 13:40  | 6:45  | 15:58  | 2:18  | 6:23    | 4      | 23        | 27        |
| WINN                                    | 6:44 | 14:33  | 7:49  | 16:52  | 2:19  | 6:44    | 3      | 24        | 27        |
| BARBEE                                  | 6:54 | 14:33  | 7:39  | 16:58  | 2:25  | 6:47    | 3      | 9         | 12        |
| MCELWEE                                 | 7:31 | 15:55  | 8:24  | 18:26  | 2:31  | 7:22    | 2      | 9 1/2     | 11 1/2    |
| TOP 5 SPLIT = 51 SEC                    |      |        |       |        |       |         |        |           |           |
| TOP 7 SPLIT = 1:24                      |      |        |       |        |       |         |        |           |           |

# ATHLETIC STATISTICS

634 BEVERLY AVENUE - MACOMB, ILLINOIS 61455

Meet \_\_\_\_\_  
 Division \_\_\_\_\_ Place \_\_\_\_\_ Weather \_\_\_\_\_ Date \_\_\_\_\_  
 Won By: \_\_\_\_\_  
 \_\_\_\_\_ 2nd \_\_\_\_\_ 3rd \_\_\_\_\_  
 \_\_\_\_\_ 5th \_\_\_\_\_

Course Record: \_\_\_\_\_ Held By: \_\_\_\_\_ School: \_\_\_\_\_ Winning Time: \_\_\_\_\_ Yr. \_\_\_\_\_

| No. | Name     | Time  | School | No. | Name       | Time  | School | No. | Name    | Time  | School |
|-----|----------|-------|--------|-----|------------|-------|--------|-----|---------|-------|--------|
| 1   | SELBY    | 14:23 | SHERB  | 23  | EDEN       | 17:40 | ST. T  | 45  | GADBURY | 23:14 | Mont   |
| 2   | ROBERTS  | 14:34 | SJO    | 24  | DAWSON     | 18:01 | MONT   | 46  |         |       |        |
| 3   | KARY     | 14:39 | SJO    | 25  | MELVIN     | 18:03 | MONT   | 47  |         |       |        |
| 4   | PAPA     | 15:01 | ST. T  | 26  | PANIKAU    | 18:04 | MONT   | 48  |         |       |        |
| 5   | CHANDLER | 15:11 | SJO    | 27  | BLACKER    | 18:05 | MONT   | 49  |         |       |        |
| 6   | FRANZEN  | 15:17 | SJO    | 28  | DELMAN     | 18:08 | MONT   | 50  |         |       |        |
| 7   | LEGERNES | 15:25 | SJO    | 29  | FRANKE     | 18:12 | A+M    | 51  |         |       |        |
| 8   | GIBSON   | 15:27 | MONT   | 30  | BENNETT    | 18:13 | MONT   | 52  |         |       |        |
| 9   | INGRAM   | 15:28 | SJO    | 31  | LATTZ      | 18:20 | MONT   | 53  |         |       |        |
| 10  | ANDERS   | 15:58 | SJO    | 32  | McELWEE    | 18:26 | SJO    | 54  |         |       |        |
| 11  | McHEESE  | 16:00 | MONT   | 33  | WASHBURN   | 18:33 | ST. T  | 55  |         |       |        |
| 12  | SMITH    | 16:09 | SHERB  | 34  | BOLAND     | 18:44 | MONT   | 56  |         |       |        |
| 13  | FORKNES  | 16:27 | A+M    | 35  | JUST       | 18:46 | A+M    | 57  |         |       |        |
| 14  | MENOTT   | 16:44 | A+M    | 36  | STELLING   | 19:09 | ST. T  | 58  |         |       |        |
| 15  | WENN     | 16:52 | SJO    | 37  | WILHOOR    | 19:12 | A+M    | 59  |         |       |        |
| 16  | BARBEE   | 16:58 | SJO    | 38  | THEMIG     | 19:50 | ST. T  | 60  |         |       |        |
| 17  | ALBAUGH  | 17:09 | MONT   | 39  | A. BENNETT | 19:51 | MONT   | 61  |         |       |        |
| 18  |          |       |        | 40  | FERRACANE  | 20:21 | ST. T  | 62  |         |       |        |
| 19  |          |       |        | 41  | OLENDORF   | 20:41 | ST. T  | 63  |         |       |        |
| 20  |          |       |        | 42  | OWEN       | 20:54 | ST. T  | 64  |         |       |        |
| 21  | BAKER    | 17:13 | MONT   | 43  | HOLMES     | 21:18 | MONT   | 65  |         |       |        |
| 22  | COBB     | 17:24 | ST. T  | 44  | McQUIAE    | 22:12 | ST. T  | 66  |         |       |        |



SCHOOL SJO SCHOOL Monticello SCHOOL ST. T.

| Name     | Place | Score |
|----------|-------|-------|
| Roberts  | 1     | 23    |
| Kary     | 2     | 18    |
| Chandler | 4     |       |
| Franzen  | 5     |       |
| Legerhes | 6     |       |

SCHOOL A+M

| Name    | Place | Score |
|---------|-------|-------|
| Gibson  | 7     | 6     |
| McHeese | 10    |       |
| Albaugh | 13    |       |
| Baker   | 14    |       |
| Dawson  | 17    |       |

SCHOOL \_\_\_\_\_

| Name     | Place | Score |
|----------|-------|-------|
| Papa     | 3     | 10.6  |
| Cobb     | 15    |       |
| Eden     | 16    |       |
| Washburn | 21    |       |
| Stelling | 23    |       |

SCHOOL \_\_\_\_\_

Name \_\_\_\_\_ Place \_\_\_\_\_ Name \_\_\_\_\_ Place \_\_\_\_\_ Name \_\_\_\_\_ Place \_\_\_\_\_

# ATHLETIC STATISTICS

634 BEVERLY AVENUE - MACOMB, ILLINOIS 61455

Meet \_\_\_\_\_ Place \_\_\_\_\_ Date \_\_\_\_\_  
 Division \_\_\_\_\_ Weather \_\_\_\_\_  
 Won By: \_\_\_\_\_ 2nd \_\_\_\_\_ 3rd \_\_\_\_\_  
 4th \_\_\_\_\_ 5th \_\_\_\_\_  
 Course Record: \_\_\_\_\_ Held By: \_\_\_\_\_ School: \_\_\_\_\_ Winning Time: \_\_\_\_\_ Yr. \_\_\_\_\_

| NO. | Name          | Time  | School | No. | Name       | Time  | School | No. | Name | Time | School |
|-----|---------------|-------|--------|-----|------------|-------|--------|-----|------|------|--------|
| 1   | McDANNALD     | 15:09 | SJO    | 23  | ALEXANDER  | 18:03 | MONT   | 45  |      |      |        |
| 2   | HALE          | 15:11 | SJO    | 24  | MURPHY     | 18:08 | SHB    | 46  |      |      |        |
| 3   | GALVIN        | 15:16 | SHB    | 25  | HELMKAMP   | 18:16 | SHB    | 47  |      |      |        |
| 4   | JOHN MARRIOTT | 15:20 | SJO    | 26  | HUTCHCRAFT | 18:23 | SJO    | 48  |      |      |        |
| 5   | SEAN LUTHY    | 15:29 | SHB    | 27  | HUFF       | 18:29 | SJO    | 49  |      |      |        |
| 6   | KRAMER        | 15:31 | SHB    | 28  | GREENWOLD  | 18:31 | MONT   | 50  |      |      |        |
| 7   | MILLER        | 15:34 | SHB    | 29  | VAUGHN     | 18:48 | SJO    | 51  |      |      |        |
| 8   | HEART         | 15:57 | SJO    | 30  | RETZ       | 18:58 | SJO    | 52  |      |      |        |
| 9   | FORSHTER      | 16:04 | SJO    | 31  | HUBER      | 19:12 | SHB    | 53  |      |      |        |
| 10  | McDANNALD     | 16:10 | SJO    | 32  | HEDIN      | 19:30 | SJO    | 54  |      |      |        |
| 11  | HOOD          | 16:12 | SHB    | 33  | JUST       | 19:37 | A+M    | 55  |      |      |        |
| 12  | HOUCHENS      | 16:50 | SJO    | 34  | KACH       | 19:39 | SJO    | 56  |      |      |        |
| 13  | PIERSON       | 16:51 | SHB    | 35  | WAGGONER   | 19:41 | A+M    | 57  |      |      |        |
| 14  | BEZY          | 16:52 | MONT   | 36  | KECHENBROD | 20:21 | SJO    | 58  |      |      |        |
| 15  | KROLL         | 17:07 | A+M    | 37  | TIEDERMAN  | 20:36 | MONT   | 59  |      |      |        |
| 16  | MATHIAS       | 17:10 | SJO    | 38  | WEBER      | 21:24 | A+M    | 60  |      |      |        |
| 17  | DANNEBERGEN   | 17:17 | SHB    | 39  | KNIGHT     | 21:26 | A+M    | 61  |      |      |        |
| 18  | BOHEM         | 17:21 | SHB    | 40  | KUMTAL     | 21:40 | MONT   | 62  |      |      |        |
| 19  | PETERS        | 17:32 | SHB    | 41  | DENIKINS   | 22:06 | SJO    | 63  |      |      |        |
| 20  | YOUNG         | 17:34 | SJO    | 42  | BOSLEY     | 22:06 | SJO    | 64  |      |      |        |
| 21  | JONES         | 17:38 | SJO    | 43  |            |       |        | 65  |      |      |        |
| 22  | SHLEY         | 18:01 | MONT   | 44  |            |       |        | 66  |      |      |        |

SCHOOL SJO

SCHOOL SHELBY.

SCHOOL A+M

| Name          | Place |
|---------------|-------|
| McDannald     | 1     |
| HALE          | 2     |
| John Marriott | 4     |
| Forshter      | 8     |
| Heart         | 9     |
| Score         | 24    |

| Name      | Place |
|-----------|-------|
| Galvin    | 3     |
| Seanluthy | 5     |
| Kramer    | 6     |
| Miller    | 7     |
| Hood      | 11    |
| Score     | 32    |

| Name     | Place |
|----------|-------|
| Kroll    | 15    |
| Just     | 20    |
| Waggoner | 21    |
| Weber    | 23    |
| Knight   | 24    |
| Score    | 160   |

SCHOOL nticello

SCHOOL \_\_\_\_\_

SCHOOL (103)

| Name  | Place |
|-------|-------|
|       | 14    |
|       | 22    |
|       | 23    |
|       | 28    |
|       | 37    |
| Score | 124   |

| Name  | Place |
|-------|-------|
|       |       |
|       |       |
|       |       |
|       |       |
|       |       |
| Score |       |

| Name  | Place |
|-------|-------|
|       |       |
|       |       |
|       |       |
|       |       |
|       |       |
| Score |       |

(90)

8:30

| NAME            |    | 1 MILE | SPLIT | 2 MILE | SPLIT | 3 MILE       |      |
|-----------------|----|--------|-------|--------|-------|--------------|------|
| 3 HALE          | 1  | 5:07   |       | 10:07  |       | ② 15:11      | 2    |
| 3 HART          | 2  | 5:09   |       | 10:13  |       | 15:34        | 8(7) |
| 3 FOWLSHIER     | 1  | 5:07   |       | 10:15  |       | 15:57        | 9    |
| 3 McDANNAID (M) | 3  | 5:10   |       | 10:11  |       | ① 15:09      | 1    |
| 3 MAVERZOTT     | 2  | 5:09   |       | 10:13  |       | ④ 15:20      | 4    |
| 2 HOUCHEANS     |    | 5:27   |       | 10:46  |       | 16:12        | /    |
| 3 McDANNAID (D) |    | 5:18   |       | 10:37  |       | 16:04        | 16   |
| 2 MATHIS        | 8  | 5:39   |       | 11:15  |       | 17:07        | 16   |
| 2 HUTCHCRAFT    | 11 | 6:05   |       | ?      |       | 18:16        | /    |
| 2 JONES         | 10 | 49     |       | 11:38  |       | 17:34        | /    |
| 2 YOUNG         | 9  | 49     |       | 11:39  |       | 17:32<br>SSD | SH   |
| 2 RETZ          | 14 | 18     |       | 12:29  |       | 1 18:48      | 3    |
| 2 RASCH         | 16 | 21     |       | 13:02  |       | 2 19:51      | 6    |
| 2 VAUGHN        | 13 | 18     |       | 12:29  |       | 4 7 18:51    | 7    |
| 2 WUCHENBROD    | 17 | 6:21   |       | 13:02  |       | 8 15 19:41   | 4    |
| 2 HUFF          | 12 | 6:05   |       | 12:15  |       | 9 18:23      | /    |
| 2 HEDIN         | 15 | 6:16   |       | 12:33  | 10    | ②④ 19:12     | ③⑤   |
| 0 JENKINS       | 18 | 6:56   |       | 14:30  |       | 21:00        | /    |
| CAGLE           |    |        |       |        |       |              | /    |
| ANDREWS         |    |        |       |        |       |              | /    |
| 0 BOSELLI       | 19 | 7:23   |       | 14:47  |       | 17:40        | /    |

| NAME |          | 1 MILE | SPLIT | 2 MILE | SPLIT | 3 MILE | SPL. AV. |
|------|----------|--------|-------|--------|-------|--------|----------|
| 4    | ROBERTS  | 6:05   |       | 12:20  |       |        | ✓        |
|      | KARY     | 6:10   |       | 12:32  |       |        | ✓        |
|      | FRANZEN  | 6:20   |       | 13:05  |       |        | ✓        |
|      | CHANDLER | 6:20   |       | 13:05  |       |        | ✓        |
| 4    | LEGERNES | 6:24   |       | 13:06  |       |        | ✓        |
| 4    | INGRAM   | 6:24   |       | 13:15  |       |        | ✓        |
| 0    | KLEIN    | DNF    |       |        |       |        | ✓        |
| 3    | WINN     | 6:59   |       | 14:33  |       |        | ✓        |
| 2    | ENDERS   | 6:44   |       | 13:00  |       |        | ✓        |
| 7    | BARBEE   | 6:54   |       | 14:33  |       |        | ✓        |
| 2    | MCELNEE  | 7:31   |       | 15:55  |       |        | ✓        |
|      | RUCH     | 6:30   |       | 13:32  |       |        | ✓        |
|      | HUFF     | 6:55   |       | 12:45  |       |        | ✓        |
|      | HEDIN    | 6:16   |       | 13:03  |       |        | ✓        |
|      | JENKINS  | 6:56   |       | 15:00  |       |        | ✓        |
|      | BOSLEY   | 7:23   |       | 15:17  |       |        | ✓        |
|      | OGIN     |        |       | 12:45  |       |        | ✓        |
|      | ROTZ     | 6:16   | 6:43  | 12:59  |       | 13:48  | ✓        |
|      | VANNE    |        |       | 12:59  |       |        | ✓        |
|      | RACON    | 6:16   |       | 13:31  |       | 14:31  | ✓        |



# SJO AT PEORIA NOTRE DAME

| AT DETWEILLER PARK (3.0/2.5) |      |        |                    |        |       |         |        |           |           |
|------------------------------|------|--------|--------------------|--------|-------|---------|--------|-----------|-----------|
| 80'S-90'S, SUNNY, HUMID      |      |        |                    |        |       |         |        |           |           |
| 19-SEP-98                    |      |        |                    |        |       |         |        |           |           |
| NAME                         | MILE | 2 MILE | SPLIT              | 3 MILE | SPLIT | AVERAGE | POINTS | OLD TOTAL | NEW TOTAL |
| FORSHIER                     | 5:13 | 10:34  | 5:21               | 15:55  | 5:21  | 5:18    | 56     | 38        | 94        |
| MARRIOTT                     | 5:17 | 10:46  | 5:29               | 16:00  | 5:14  | 5:20    | 56     | 38        | 94        |
| HART                         | 5:18 | 10:50  | 5:32               | 16:15  | 5:25  | 5:25    | 55     | 38        | 93        |
| HALE                         | 5:17 | 10:50  | 5:33               | 16:20  | 5:30  | 5:26    | 55     | 38        | 93        |
| MCDANNALD,D                  | 5:28 | 11:20  | 5:52               | 16:48  | 5:28  | 5:36    | 49     | 27 1/2    | 76 1/2    |
| HOUCHENS                     | 5:22 | 11:21  | 5:59               | 17:20  | 5:59  | 5:46    | 41     | 16        | 57        |
| MCDANNALD,M                  | 5:20 | 11:25  | 6:05               | 17:28  | 6:03  | 5:49    | 38     | 38        | 76        |
| MATHIS                       | 5:23 | 11:59  | 6:36               | 18:24  | 6:25  | 6:08    | 17     | 29        | 46        |
| TOP 5 SPLIT = 53 SEC         |      |        | 4-5 SPLIT = 28 SEC |        |       |         |        |           |           |
| TOP 7 SPLIT = 1:33           |      |        |                    |        |       |         |        |           |           |
| 2.5 MI                       |      |        |                    |        |       |         |        |           |           |
| ROBERTS                      | 6:08 | 12:52  | 6:44               | 16:13  | 3:21  | 6:29    | 44     | 4         | 48        |
| KARY                         | 6:08 | 12:51  | 6:43               | 16:14  | 3:23  | 6:29    | 44     | 29        | 73        |
| LEGERNES                     | 6:15 | 13:19  | 7:04               | 16:56  | 3:37  | 6:46    | 37     | 40        | 77        |
| CHANDLER                     | 6:26 | 13:39  | 7:13               | 17:00  | 3:21  | 6:48    | 37     | 40        | 77        |
| INGRAM                       | 6:21 | 13:35  | 7:14               | 17:06  | 3:31  | 6:50    | 34     | 40        | 74        |
| FRANZEN                      | 6:17 | 13:26  | 7:09               | 17:18  | 3:52  | 6:55    | 32     | 41        | 73        |
| WINN                         | 6:41 | 14:08  | 7:27               | 17:38  | 3:30  | 7:03    | 25     | 27        | 52        |
| ANDERS                       | 6:30 | 14:01  | 7:31               | 17:46  | 3:45  | 7:06    | 25     | 27        | 52        |
| BARBEE                       | 6:39 | 14:21  | 7:42               | 18:14  | 3:53  | 7:17    | 19     | 12        | 31        |
| MCELWEE                      | 7:30 | 15:51  | 8:21               | 19:55  | 4:04  | 7:58    | 8      | 11 1/2    | 19 1/2    |
| TOP 5 SPLIT = 53 SEC         |      |        |                    |        |       |         |        |           |           |
| TOP 7 SPLIT = 1:25           |      |        |                    |        |       |         |        |           |           |



| NAME                         | 1 MILE         | SPLIT | 2 MILE        | SPLIT | 3 MILE                 | SPL. AD.                   |
|------------------------------|----------------|-------|---------------|-------|------------------------|----------------------------|
| 10:30<br>MATHIS 6+11 = (7)   | 5:23           |       | 11:59         |       | ~18:24                 | ✓                          |
| 11:30<br>4 WHALE 9+46 = (58) | (5:17)         |       | 12:30         | (42)  | 16:19                  | 16:20 ✓                    |
| 3 HART 9+46 = (58)           | (5:18)         |       | 12:30         | (42)  | 16:13                  | 16:15 ✓                    |
| 7 McDANNALS 7+31 = (38) (M)  | (5:20)         |       | 13:05         |       | 17:30                  | 17:28 ✓                    |
| 1 FORSHIER 9+47 = (56)       | 5:23           |       | 12:34         | (21)  | 16:57                  | 15:55 ✓                    |
| 2 MARZICOTT 9+47 = (56)      | (5:12)         |       | 10:46         | (23)  | 15:58                  | 16:00 ✓                    |
| 4 HOUCHENS 7+34 = (41)       |                |       | 11:51         |       | ~17:00                 | 17:20 ✓                    |
| 5 McDANNALS 8+41 = (49) (D)  |                |       | 11:50         |       |                        | 16:48 ✓                    |
|                              | 1-5 = 5:31 SEC |       | 11-5 = 38 SEC |       |                        | ✓                          |
|                              | 1-7 = 11:313   |       |               |       | 2 = 2:38               | W/MIKE RIGHT BEHIND MATT ✓ |
| 1 15:55 (7)                  | 1 15:35        |       |               |       | 10:20 4:55 6:20 MARK ✓ | ✓                          |
| 2 16:10 (8)                  | 2 15:10        |       |               |       | 11:00 PMS ✓            | ✓                          |
| 3 16:15 (9)                  | 3 16:01        |       |               |       | ANG. TIME ✓            | ✓                          |
| 4 16:20 (10)                 | 4 16:54        |       |               |       |                        | ✓                          |
| 5 16:45 (11)                 | 5 17:04        |       |               |       | 16:10 ✓                | ✓                          |
| 17:20 (12)                   | 17:20          |       |               |       | 17:58 ✓                | ✓                          |

NOTRE DAME INVITATIONAL  
 CROSS COUNTRY - September 19, 1998  
 Boys Varsity Team Results 11:30AM

1. Salem H.S.  
 2 33 36 39 42 (106)(166) = 152  
 Purcell, Kelly, Smith, McDonald,  
 Stanley, Oliverio, Oiefenbach
2. Schaumburg  
 11 15 32 64 65 (90)(138) = 187  
 Judice, Rizzo, Kocher, Mariano,  
 Papenbrok, Wadington, Korn
3. Carl Sandburg H.S.  
 12 25 34 46 85 (96)(118) = 202  
 Patchak, Pochopien, Laird, Berube,  
 O'Malley, LaPorta, Kehl
4. West Chicago H.S.  
 5 6 38 81 87 (168) = 217  
 Young, Keller, Skidgel, Stogis,  
 Belcher, Franckowiak
5. O.P.R.F.H.S.  
 8 18 47 71 111 (113)(143) = 255  
 Kirk, Brooks, John, Shaulis,  
 Hargleroad, Reyes, Radke
6. St Joseph-Ogden  
 23 28 48 58 100 (152)(176) = 257  
 Forshier, Marriott, Hart, Hale,  
 McDannald, Houchens, McDannald
7. Conant  
 1 37 40 68 112 (134)(185) = 258  
 Cropper, Hoving, Giuliano, Jensen,  
 Wekony, Kondo, Lapetina
8. Palatine  
 3 44 54 62 121 (125)(153) = 284  
 Rakaric, Mohammed, Scott, Somers,  
 Yoshida, Schmiedekne, Saunders
9. Andrew  
 10 52 61 72 92 (95)(174) = 287  
 Jonaitis, Dougherty, Heenan, Moran,  
 Enyart, Carr, Clark
10. Mt Vernon Twp H.S.  
 21 75 77 84 86 (120)(204) = 343  
 Weaver, Hernandez, Hudgens, Koch,  
 Hernandez, Reed, Strothman
11. Chatham Glenwood  
 22 24 99 102 104 (129)(132) = 351  
 Bedford, Slater, Smith, Garber,  
 Yenchko, Dumonceaux, Taylor
12. Lyons Township  
 35 45 76 91 124 (133) = 371  
 Merritt, Reinbold, Doromal, Winans,  
 Rackow, Lubenkov
13. Downers Grove North  
 9 57 82 105 123 (210) = 376  
 Quednau, Bradley, Tertell, Plasman,  
 Baran, Graves
14. Hinsdale Central  
 14 16 41 158 180 (199) = 409  
 Kenna, Dametra, Gitelis, Marek,  
 Kaczmarek, Stewart
15. Marist H.S.  
 51 73 74 114 126 (151)(215) = 438  
 Zielinski, Krier, Quinn, Leone,  
 Reese, Lehner, Jordan
16. Berwyn (Morton)  
 4 7 122 142 165 (187)(220) = 440  
 Ortega, Marin, Cann, Alvarez,

|     |  |     |     |     |     |                 |       |
|-----|--|-----|-----|-----|-----|-----------------|-------|
|     | Zamora, Martinez, Gavros   |     |     |     |     |                 |       |
| 17. | Pontiac Twp. H.S.  | 20  | 79  | 98  | 101 | 169 (218) (254) | = 467 |
|     | Hilgendorf, Wahls, Velez, Wahls,<br>Telford, Sancken, Leach          |     |     |     |     |                 |       |
| 18. | MacArthur  | 13  | 26  | 67  | 117 | 245             | = 468 |
|     | Orange, Pelz, Gross, Williams,<br>Seitz                              |     |     |     |     |                 |       |
| 19. | Joliet Township H.S.   | 17  | 19  | 27  | 162 | 266 (301) (306) | = 491 |
|     | Higgins, Rhoden, Newsome, Knaus,<br>Xayavong, Holman, Kuypers        |     |     |     |     |                 |       |
| 20. | Liberty  | 50  | 83  | 103 | 128 | 186 (213) (265) | = 550 |
|     | Funk, Cramsey, Obert, Schmidt,<br>Craft, Huber, Hahn                 |     |     |     |     |                 |       |
| 21. | Geneseo  | 53  | 93  | 110 | 140 | 157 (207) (225) | = 553 |
|     | Fluck, Keplinger, Venema, Nelson,<br>Beuster, Cashman, Studer        |     |     |     |     |                 |       |
| 22. | Glenbard South   | 49  | 70  | 89  | 156 | 193 (195) (259) | = 557 |
|     | Asaad, Rashid, Hull, Daschler,<br>Zimmer, Quill, Bamberger           |     |     |     |     |                 |       |
| 23. | Pleasant Valley  | 43  | 55  | 116 | 184 | 196 (240)       | = 594 |
|     | Betts, Grothus, White, Dayton,<br>Bauer, Ahmed                       |     |     |     |     |                 |       |
| 24. | Olympia  | 59  | 63  | 127 | 163 | 183 (222)       | = 595 |
|     | Dare, Wurmnest, Gillhouse, Tackett,<br>Melick, Weaver                |     |     |     |     |                 |       |
| 25. | Richwoods  | 30  | 66  | 115 | 200 | 231 (236) (258) | = 642 |
|     | Rogers, Matheson, Shoemaker, Jongerius,<br>Smith, Wicklow, Pendarvis |     |     |     |     |                 |       |
| 26. | Peoria Notre Dame  | 29  | 108 | 119 | 172 | 244 (271)       | = 672 |
|     | White, Gray, Remley, Smith,<br>Ramos, Durkee                         |     |     |     |     |                 |       |
| 27. | Glenbard North   | 78  | 131 | 150 | 154 | 208 (216) (229) | = 721 |
|     | Jourdan, Dubinsky, Ilg, Harris,<br>Guevara, Landolina, Inniss        |     |     |     |     |                 |       |
| 28. | Benton   | 69  | 109 | 170 | 179 | 250 (274) (284) | = 777 |
|     | Nalley, Smith, Redden, Gollither,<br>Galloway, Raley, Piper          |     |     |     |     |                 |       |
| 29. | Homewood-Flossmoor   | 88  | 94  | 189 | 205 | 243 (247) (300) | = 819 |
|     | Poortinga, Dauksas, Whitney, Ehrenfeld,<br>Hawkins, Curran, Sebben   |     |     |     |     |                 |       |
| 30. | Sacred Heart/Griffin   | 56  | 148 | 197 | 198 | 224 (230)       | = 823 |
|     | Wooden, Johnson, Wood, Stevenson,<br>Collins, Anthony                |     |     |     |     |                 |       |
| 31. | Urbana   | 139 | 149 | 160 | 181 | 201 (235) (239) | = 830 |
|     | Delcomyn, Kovatch, Morris, McDaniel,<br>Kloepfel, Korder, Jacobsen   |     |     |     |     |                 |       |
| 32. | Highland Park  | 80  | 136 | 145 | 232 | 248 (267)       | = 841 |
|     | Toscano, Sherwood, Sherwood, Goldman,<br>Gerardo, Rothschild         |     |     |     |     |                 |       |
| 33. | Lake Park H.S.   |     |     |     |     |                 |       |

- 130 155 173 206 223 (233)(246) = 887  
 Mertes, Boswerth, Viglio, Benages,  
 Burgos, Pudlo, Patel
34. Deerfield H.S.  
 31 175 192 255 268 (285) = 921  
 Mandell, Cooper, Noerper, Gill,  
 Wallace, Jensen
35. Normal West  
 141 171 178 217 228 (234)(278) = 935  
 Whalen, Williams, Swartz, Hussemann,  
 Skinner, Swartz, Birky
36. Springfield Southeast  
 144 159 177 253 260 = .993  
 Thompson, Paulionis, Day, Sharpe,  
 Baker
37. Oregon  
 60 97 273 287 292 (297)(309) = 1009  
 Reinbolz, Weber, Engle, Rager,  
 Kereven, Gecan, Wills
38. Normal Community  
 147 167 188 241 269 (272)(277) = 1012  
 Viergutz, Semlak, Valeu, Dimascio,  
 Quinton, Gentsch, Purdy
39. U-High (Normal)  
 161 194 203 237 251 (263) = 1046  
 Powell, Filipiak, Styczynski, Kramp,  
 Cox, Simpson
40. Dixon  
 137 202 211 256 275 (294) = 1081  
 Foster, Milliman, Miles, Smith,  
 Chillakuru, Bishop
41. Moline  
 135 212 219 257 264 (279)(299) = 1087  
 Shumaker, McDonald, McDonald, Lagerstam,  
 Haines, Smith, Saunders
42. Champaign Centennial  
 182 221 226 238 249 (252)(312) = 1116  
 Schwartzendruber, Mahannah, Cooper, Murphy,  
 Turlock, Goodwin, Saxton
43. Oswego H.S.  
 146 190 227 276 280 (296)(302) = 1119  
 Tongate, Stoppel, Spagnoli, Eiermann,  
 Peach, Miller, Pehlke
44. Nazareth  
 107 214 261 262 288 (290)(313) = 1132  
 Banich, Cotiguala, Loch, Parkes,  
 Sevier, Lewis, Kerke
45. Quigley Prep  
 164 242 281 303 304 (307) = 1294  
 Garcia, Streff, George, Bolanos,  
 Gallen, Mench
46. Quincy High  
 209 270 286 291 298 = 1354  
 Humphrey, Gaughnour, Gault, Schnauffer,  
 Grootens
47. East Peoria  
 191 282 293 305 308 = 1379  
 Terpening, Garrison, Leverton, Lukachik,  
 Rutledge
48. Porta  
 283 289 295 310 311 = 1488  
 Price, Kern, Ryan, Johnson,  
 Lytle

NOTRE DAME INVITATIONAL  
CROSS COUNTRY - September 19, 1998

| Place | Team |                   | School               | Boys Varsity 11:30AM |      |
|-------|------|-------------------|----------------------|----------------------|------|
|       | Plc  | Name              |                      | Time                 | Pace |
| 1     | 1    | Michael Cropper   | Conant               | 15:02                | 5:01 |
| 2     | 2    | Nathan Purcell    | Salem H.S.           | 15:02                | 5:01 |
| 3     | 3    | Anthony Rakaric   | Palatine             | 15:08                | 5:03 |
| 4     | 4    | Juan Ortega       | Berwyn (Morton)      | 15:14                | 5:05 |
| 5     | 5    | Dan Young         | West Chicago H.S.    | 15:21                | 5:07 |
| 6     | 6    | Tim Keller        | West Chicago H.S.    | 15:22                | 5:08 |
| 7     | 7    | Wilfredo Marin    | Berwyn (Morton)      | 15:34                | 5:12 |
| 8     | 8    | Tyler Kirk        | O.P.R.F.H.S.         | 15:34                | 5:12 |
| 9     | 9    | Todd Quednau      | Downers Grove North  | 15:35                | 5:12 |
| 10    |      | Matt Read         | Springfield High     | 15:35                | 5:12 |
| 11    | 10   | Jeff Jonaitis     | Andrew               | 15:38                | 5:13 |
| 12    | 11   | Curtis Judice     | Schaumburg           | 15:39                | 5:13 |
| 13    | 12   | Bob Patchak       | Carl Sandburg H.S.   | 15:41                | 5:14 |
| 14    | 13   | Steve Orange      | MacArthur            | 15:43                | 5:15 |
| 15    | 14   | Christopher Kenna | Hinsdale Central     | 15:45                | 5:15 |
| 16    | 15   | Pat Rizzo         | Schaumburg           | 15:46                | 5:16 |
| 17    |      | Nathan Timm       | Marion               | 15:47                | 5:16 |
| 18    | 16   | Andrew Dametra    | Hinsdale Central     | 15:48                | 5:16 |
| 19    | 17   | Joshua Higgins    | Joliet Township H.S. | 15:49                | 5:17 |
| 20    | 18   | Travis Brooks     | O.P.R.F.H.S.         | 15:50                | 5:17 |
| 21    | 19   | Mike Rhoden       | Joliet Township H.S. | 15:53                | 5:18 |
| 22    | 20   | Kyle Hilgendorf   | Pontiac Twp. H.S.    | 15:54                | 5:18 |
| 23    | 21   | Tyler Weaver      | Mt Vernon Twp H.S.   | 15:55                | 5:19 |
| 24    | 22   | Ben Bedford       | Chatham Glenwood     | 15:55                | 5:19 |
| 25    | 23   | Rob Forshier      | St Joseph-Ogden      | 15:55                | 5:19 |
| 26    | 24   | Chris Slater      | Chatham Glenwood     | 15:56                | 5:19 |
| 27    | 25   | Jason Pochopien   | Carl Sandburg H.S.   | 15:59                | 5:20 |
| 28    | 26   | Chris Pelz        | MacArthur            | 15:59                | 5:20 |
| 29    | 27   | Aaron Newsome     | Joliet Township H.S. | 15:59                | 5:20 |
| 30    | 28   | John Marriott     | St Joseph-Ogden      | 16:00                | 5:20 |
| 31    | 29   | Ian White         | Peoria Notre Dame    | 16:00                | 5:20 |
| 32    | 30   | Nic Rogers        | Richwoods            | 16:01                | 5:21 |
| 33    | 31   | Craig Mandell     | Deerfield H.S.       | 16:02                | 5:21 |
| 34    | 32   | Graig Kocher      | Schaumburg           | 16:05                | 5:22 |
| 35    | 33   | Shane Kelly       | Salem H.S.           | 16:05                | 5:22 |
| 36    | 34   | Dave Laird        | Carl Sandburg H.S.   | 16:06                | 5:22 |
| 37    | 35   | Tom Merritt       | Lyons Township       | 16:06                | 5:22 |
| 38    | 36   | Jeff Smith        | Salem H.S.           | 16:07                | 5:23 |
| 39    | 37   | Ken Hoving        | Conant               | 16:07                | 5:23 |
| 40    | 38   | Wes Skidgel       | West Chicago H.S.    | 16:08                | 5:23 |
| 41    | 39   | Josh McDonald     | Salem H.S.           | 16:08                | 5:23 |
| 42    | 40   | Gerard Giuliano   | Conant               | 16:09                | 5:23 |
| 43    | 41   | Marc Gitelis      | Hinsdale Central     | 16:09                | 5:23 |
| 44    |      | Ed Umansky        | Maine East           | 16:10                | 5:24 |
| 45    | 42   | Charlie Stanley   | Salem H.S.           | 16:11                | 5:24 |
| 46    | 43   | Nick Betts        | Pleasant Valley      | 16:12                | 5:24 |
| 47    | 44   | Omar Mohammed     | Palatine             | 16:13                | 5:25 |
| 48    | 45   | Eric Reinbold     | Lyons Township       | 16:14                | 5:25 |
| 49    | 46   | Derek Berube      | Carl Sandburg H.S.   | 16:14                | 5:25 |
| 50    | 47   | Jason John        | O.P.R.F.H.S.         | 16:14                | 5:25 |
| 51    | 48   | Brad Hart         | St Joseph-Ogden      | 16:15                | 5:25 |
| 52    | 49   | Anthony Asaad     | Glenbard South       | 16:15                | 5:25 |
| 53    | 50   | Darrin Funk       | Liberty              | 16:15                | 5:25 |
| 54    | 51   | Dan Zielinski     | Marist H.S.          | 16:16                | 5:26 |
| 55    | 52   | Jim Dougherty     | Andrew               | 16:16                | 5:26 |
| 56    | 53   | Justin Fluck      | Geneseo              | 16:17                | 5:26 |
| 57    | 54   | Andron Scott      | Palatine             | 16:17                | 5:26 |
| 58    | 55   | Phillip Grothus   | Pleasant Valley      | 16:18                | 5:26 |
| 59    | 56   | Wes Wooden        | Sacred Heart/Griffin | 16:18                | 5:26 |
| 60    | 57   | Patrick Bradley   | Downers Grove North  | 16:20                | 5:27 |

NOTRE DAME INVITATIONAL  
CROSS COUNTRY - September 19, 1998

Boys Varsity 11:30AM

| Place | Team Plc | Name             | School              | Time  | Pace |
|-------|----------|------------------|---------------------|-------|------|
| 61    | 58       | Matt Hale        | St Joseph-Ogden     | 16:20 | 5:27 |
| 62    | 59       | David Dare       | Olympia             | 16:20 | 5:27 |
| 63    | 60       | Lance Reinbolz   | Oregon              | 16:21 | 5:27 |
| 64    | 61       | Kevin Heenan     | Andrew              | 16:21 | 5:27 |
| 65    | 62       | Zachary Somers   | Palatine            | 16:23 | 5:28 |
| 66    | 63       | Kyle Wurmnest    | Olympia             | 16:24 | 5:28 |
| 67    | 64       | Brenden Mariano  | Schaumburg          | 16:25 | 5:29 |
| 68    | 65       | Matt Papenbrok   | Schaumburg          | 16:26 | 5:29 |
| 69    | 66       | Aaron Matheson   | Richwoods           | 16:26 | 5:29 |
| 70    | 67       | Ben Gross        | MacArthur           | 16:27 | 5:29 |
| 71    | 68       | Joe Jensen       | Conant              | 16:27 | 5:29 |
| 72    | 69       | Daniel Nalley    | Benton              | 16:28 | 5:30 |
| 73    | 70       | Daniel Nalley    | Glenbard South      | 16:29 | 5:30 |
| 74    | 71       | Qasim Rashid     | O.P.R.F.H.S.        | 16:30 | 5:30 |
| 75    | 72       | Dave Shaulis     | Andrew              | 16:31 | 5:31 |
| 76    | 73       | Tim Moran        | Marist H.S.         | 16:31 | 5:31 |
| 77    | 74       | Mike Krier       | Marist H.S.         | 16:31 | 5:31 |
| 78    | 75       | Colin Quinn      | Mt Vernon Twp H.S.  | 16:31 | 5:31 |
| 79    | 76       | Jose Hernandez   | Lyons Township      | 16:32 | 5:31 |
| 80    | 77       | Dan Doromal      | Mt Vernon Twp H.S.  | 16:33 | 5:31 |
| 81    | 78       | Mike Hudgens     | Glenbard North      | 16:33 | 5:31 |
| 82    | 79       | Mark Jourdan     | Pontiac Twp. H.S.   | 16:33 | 5:31 |
| 83    | 80       | Steve Wahls      | Highland Park       | 16:34 | 5:32 |
| 84    | 81       | Beder Toscano    | West Chicago H.S.   | 16:34 | 5:32 |
| 85    | 82       | Jeff Stogis      | Downers Grove North | 16:36 | 5:32 |
| 86    | 83       | Gregory Tertell  | Liberty             | 16:36 | 5:32 |
| 87    | 84       | Nolan Cramsey    | Mt Vernon Twp H.S.  | 16:37 | 5:33 |
| 88    | 85       | Tim Koch         | Carl Sandburg H.S.  | 16:38 | 5:33 |
| 89    | 86       | Mike O'Malley    | Mt Vernon Twp H.S.  | 16:39 | 5:33 |
| 90    | 87       | Hector Hernandez | West Chicago H.S.   | 16:39 | 5:33 |
| 91    | 88       | Rich Belcher     | Homewood-Flossmoor  | 16:42 | 5:34 |
| 92    | 89       | Ryan Poortinga   | Glenbard South      | 16:43 | 5:35 |
| 93    | 90       | Eric Hull        | Schaumburg          | 16:44 | 5:35 |
| 94    | 91       | Chris Wadington  | Lyons Township      | 16:44 | 5:35 |
| 95    | 92       | Sean Winans      | Andrew              | 16:45 | 5:35 |
| 96    | 93       | Keith Enyart     | Geneseo             | 16:45 | 5:35 |
| 97    | 94       | Mark Keplinger   | Homewood-Flossmoor  | 16:46 | 5:35 |
| 98    | 95       | Geoff Dauksas    | Andrew              | 16:46 | 5:35 |
| 99    | 96       | Marty Carr       | Carl Sandburg H.S.  | 16:46 | 5:35 |
| 100   | 97       | Nick LaPorta     | Oregon              | 16:47 | 5:35 |
| 101   | 98       | John Weber       | Pontiac Twp. H.S.   | 16:47 | 5:35 |
| 102   | 99       | Mike Velez       | NorthRidge Prep     | 16:47 | 5:35 |
| 103   | 100      | Peter Ladvwein   | Chatham Glenwood    | 16:48 | 5:35 |
| 104   | 101      | Kyle Smith       | St Joseph-Ogden     | 16:48 | 5:35 |
| 105   | 102      | Doug McDannald   | Pontiac Twp. H.S.   | 16:48 | 5:35 |
| 106   | 103      | Aaron Wahls      | Chatham Glenwood    | 16:49 | 5:35 |
| 107   | 104      | Mike Garber      | Liberty             | 16:49 | 5:35 |
| 108   | 105      | Jason Obert      | Chatham Glenwood    | 16:49 | 5:35 |
| 109   | 106      | Jeff Yenchko     | Downers Grove North | 16:49 | 5:35 |
| 110   | 107      | James Plasman    | Salem H.S.          | 16:50 | 5:35 |
| 111   | 108      | Tommy Oliverio   | Nazareth            | 16:51 | 5:35 |
| 112   | 109      | Brett Banich     | Peoria Notre Dame   | 16:53 | 5:35 |
| 113   | 110      | Dave Gray        | Benton              | 16:54 | 5:35 |
| 114   | 111      | Brett Smith      | Geneseo             | 16:54 | 5:35 |
| 115   | 112      | Grant Venema     | O.P.R.F.H.S.        | 16:55 | 5:35 |
| 116   | 113      | Matt Hargleroad  | Conant              | 16:55 | 5:35 |
| 117   | 114      | Thomas Wekony    | O.P.R.F.H.S.        | 16:55 | 5:35 |
| 118   | 115      | Ryan Reyes       | Marist H.S.         | 16:56 | 5:35 |
| 119   | 116      | Sam Leone        | Richwoods           | 16:56 | 5:35 |
| 120   | 117      | Austin Shoemaker | Pleasant Valley     | 16:56 | 5:35 |
| 120   | 118      | Dan White        |                     |       |      |



NOTRE DAME INVITATIONAL  
 CROSS COUNTRY - September 19, 1998

| Place | Team Plc | Name                 | School                | Boys Varsity 11:30AM Time | Pace |
|-------|----------|----------------------|-----------------------|---------------------------|------|
| 121   | 117      | Jason Williams       | MacArthur             | 16:57                     | 5:39 |
| 122   | 118      | Ken Kehl             | Carl Sandburg H.S.    | 16:57                     | 5:39 |
| 123   | 119      | Andy Remley          | Peoria Notre Dame     | 16:58                     | 5:40 |
| 124   | 120      | Jacob Reed           | Mt Vernon Twp H.S.    | 16:59                     | 5:40 |
| 125   | 121      | Tateo Yoshida        | Palatine              | 17:00                     | 5:40 |
| 126   | 122      | Sergio Cann          | Berwyn (Morton)       | 17:00                     | 5:40 |
| 127   |          | John LaBranche       | Leo H.S.              | 17:00                     | 5:40 |
| 128   |          | Corey Maltbia        | Leo H.S.              | 17:01                     | 5:41 |
| 129   | 123      | Mark Baran           | Downers Grove North   | 17:01                     | 5:41 |
| 130   | 124      | Brad Rackow          | Lyons Township        | 17:01                     | 5:41 |
| 131   | 125      | Nicholas Schmiedekne | Palatine              | 17:01                     | 5:41 |
| 132   |          | Regimantas Jonaitis  | Maine East            | 17:02                     | 5:41 |
| 133   | 126      | Kevin Reese          | Marist H.S.           | 17:03                     | 5:41 |
| 134   | 127      | Eric Gillhouse       | Olympia               | 17:03                     | 5:41 |
| 135   | 128      | Brandon Schmidt      | Liberty               | 17:04                     | 5:42 |
| 136   | 129      | Chad Dumonceaux      | Chatham Glenwood      | 17:04                     | 5:42 |
| 137   | 130      | Kris Mertes          | Lake Park H.S.        | 17:05                     | 5:42 |
| 138   | 131      | Shawn Dubinsky       | Glenbard North        | 17:05                     | 5:42 |
| 139   | 132      | Steve Taylor         | Chatham Glenwood      | 17:05                     | 5:42 |
| 140   | 133      | Byron Lubenkov       | Lyons Township        | 17:05                     | 5:42 |
| 141   | 134      | Eugene Kondo         | Conant                | 17:06                     | 5:42 |
| 142   | 135      | Ben Shumaker         | Moline                | 17:06                     | 5:42 |
| 143   | 136      | Jim Sherwood         | Highland Park         | 17:07                     | 5:43 |
| 144   | 137      | Joel Foster          | Dixon                 | 17:11                     | 5:44 |
| 145   | 138      | Ryan Korn            | Schaumburg            | 17:11                     | 5:44 |
| 146   | 139      | Erik Delcomyn        | Urbana                | 17:11                     | 5:44 |
| 147   | 140      | Tim Nelson           | Geneseo               | 17:12                     | 5:44 |
| 148   | 141      | Andrew Whalen        | Normal West           | 17:13                     | 5:44 |
| 149   | 142      | Fanian Alvarez       | Berwyn (Morton)       | 17:13                     | 5:45 |
| 150   | 143      | Phil Radke           | O.P.R.F.H.S.          | 17:15                     | 5:45 |
| 151   | 144      | Aaron Thompson       | Springfield Southeast | 17:15                     | 5:45 |
| 152   | 145      | Ben Sherwood         | Highland Park         | 17:16                     | 5:46 |
| 153   | 146      | Zach Tongate         | Oswego H.S.           | 17:16                     | 5:46 |
| 154   | 147      | Mike Viergutz        | Normal Community      | 17:16                     | 5:46 |
| 155   | 148      | Jack Johnson         | Sacred Heart/Griffin  | 17:17                     | 5:46 |
| 156   |          | Brent Anderson       | Springfield High      | 17:17                     | 5:46 |
| 157   | 149      | David Kovatch        | Urbana                | 17:17                     | 5:46 |
| 158   | 150      | Eric Ilg             | Glenbard North        | 17:18                     | 5:46 |
| 159   | 151      | Dave Lehner          | Marist H.S.           | 17:18                     | 5:46 |
| 160   | 152      | Nate Houchens        | St Joseph-Ogden       | 17:18                     | 5:46 |
| 161   | 153      | Matthew Saunders     | Palatine              | 17:20                     | 5:47 |
| 162   | 154      | Pat Harris           | Glenbard North        | 17:20                     | 5:47 |
| 163   | 155      | Chris Boswerth       | Lake Park H.S.        | 17:20                     | 5:47 |
| 164   | 156      | Louis Daschler       | Glenbard South        | 17:21                     | 5:47 |
| 165   | 157      | Andy Beuster         | Geneseo               | 17:21                     | 5:47 |
| 166   | 158      | Matt Marek           | Hinsdale Central      | 17:21                     | 5:47 |
| 167   | 159      | Mike Paulionis       | Springfield Southeast | 17:22                     | 5:48 |
| 168   | 160      | Joel Morris          | Urbana                | 17:22                     | 5:48 |
| 169   | 161      | Scott Powell         | U-High (Normal)       | 17:22                     | 5:48 |
| 170   | 162      | Peter Knaus          | Joliet Township H.S.  | 17:22                     | 5:48 |
| 171   | 163      | David Tackett        | Olympia               | 17:23                     | 5:48 |
| 172   | 164      | Victor Garcia        | Quigley Prep          | 17:23                     | 5:48 |
| 173   | 165      | Miguel Zamora        | Berwyn (Morton)       | 17:23                     | 5:48 |
| 174   | 166      | Brian Oiefenbach     | Salem H.S.            | 17:24                     | 5:48 |
| 175   | 167      | Joe Semlak           | Normal Community      | 17:24                     | 5:48 |
| 176   | 168      | Bryan Franckowiak    | West Chicago H.S.     | 17:24                     | 5:48 |
| 177   | 169      | Jason Telford        | Pontiac Twp. H.S.     | 17:25                     | 5:49 |
| 178   | 170      | Travis Redden        | Benton                | 17:25                     | 5:49 |
| 179   | 171      | Josh Williams        | Normal West           | 17:26                     | 5:49 |
| 180   | 172      | Nate Smith           | Peoria Notre Dame     | 17:27                     | 5:49 |

NOTRE DAME INVITATIONAL  
CROSS COUNTRY - September 19, 1998

Boys Varsity 11:30AM

| Place | Team Plc | Name                  | School                | Time  | Pace |
|-------|----------|-----------------------|-----------------------|-------|------|
| 181   | 173      | Jon Viglio            | Lake Park H.S.        | 17:28 | 5:50 |
| 182   | 174      | Chris Clark           | Andrew                | 17:28 | 5:50 |
| 183   | 175      | Dan Cooper            | Deerfield H.S.        | 17:28 | 5:50 |
| 184   | 176      | Mike McDannald        | St Joseph-Ogden       | 17:28 | 5:50 |
| 185   | 177      | Hugh Day              | Springfield Southeast | 17:29 | 5:50 |
| 186   |          | Luke Jacob            | Elmwood Park          | 17:30 | 5:50 |
| 187   | 178      | Barry Swartz          | Normal West           | 17:30 | 5:50 |
| 188   | 179      | Preston Gollither     | Benton                | 17:31 | 5:51 |
| 189   | 180      | John Kaczmarek        | Hinsdale Central      | 17:31 | 5:51 |
| 190   | 181      | David McDaniel        | Urbana                | 17:31 | 5:51 |
| 191   | 182      | Nate Schwartzendruber | Champaign Centennial  | 17:31 | 5:51 |
| 192   | 183      | Matt Melick           | Olympia               | 17:31 | 5:51 |
| 193   | 184      | Anthony Dayton        | Pleasant Valley       | 17:31 | 5:51 |
| 194   | 185      | Matt Lapetina         | Conant                | 17:32 | 5:51 |
| 195   | 186      | Ryan Craft            | Liberty               | 17:32 | 5:51 |
| 196   | 187      | Roger Martinez        | Berwyn (Morton)       | 17:32 | 5:51 |
| 197   | 188      | Nick Valeu            | Normal Community      | 17:33 | 5:51 |
| 198   | 189      | Tim Whitney           | Homewood-Flossmoor    | 17:33 | 5:51 |
| 199   | 190      | David Stoppel         | Oswego H.S.           | 17:34 | 5:52 |
| 200   | 191      | Ty Terpening          | East Peoria           | 17:34 | 5:52 |
| 201   |          | Jonathon Sadowski     | Springfield High      | 17:35 | 5:52 |
| 202   | 192      | Matt Noerper          | Deerfield H.S.        | 17:35 | 5:52 |
| 203   | 193      | Steve Zimmer          | Glenbard South        | 17:36 | 5:52 |
| 204   | 194      | Justin Filipiak       | U-High (Normal)       | 17:36 | 5:52 |
| 205   | 195      | Jeremy Quill          | Glenbard South        | 17:36 | 5:52 |
| 206   | 196      | Greg Bauer            | Pleasant Valley       | 17:37 | 5:53 |
| 207   | 197      | John Wood             | Sacred Heart/Griffin  | 17:37 | 5:53 |
| 208   | 198      | Richard Stevenson     | Sacred Heart/Griffin  | 17:37 | 5:53 |
| 209   | 199      | John Stewart          | Hinsdale Central      | 17:38 | 5:53 |
| 210   | 200      | Nick Jongerius        | Richwoods             | 17:38 | 5:53 |
| 211   | 201      | Chris Kloepfel        | Urbana                | 17:39 | 5:53 |
| 212   | 202      | Eric Milliman         | Dixon                 | 17:39 | 5:53 |
| 213   | 203      | Matt Styczynski       | U-High (Normal)       | 17:40 | 5:54 |
| 214   | 204      | Pat Strothman         | Mt Vernon Twp H.S.    | 17:40 | 5:54 |
| 215   | 205      | John Ehrenfeld        | Homewood-Flossmoor    | 17:41 | 5:54 |
| 216   | 206      | John Benages          | Lake Park H.S.        | 17:41 | 5:54 |
| 217   | 207      | Chris Cashman         | Geneseo               | 17:42 | 5:54 |
| 218   | 208      | Dustin Guevara        | Glenbard North        | 17:42 | 5:54 |
| 219   | 209      | Stephen Humphrey      | Quincy High           | 17:42 | 5:54 |
| 220   | 210      | Russell Graves        | Downers Grove North   | 17:43 | 5:54 |
| 221   | 211      | Josh Miles            | Dixon                 | 17:43 | 5:54 |
| 222   | 212      | Tom McDonald          | Moline                | 17:43 | 5:54 |
| 223   | 213      | Justin Huber          | Liberty               | 17:44 | 5:54 |
| 224   | 214      | John Cotiguala        | Nazareth              | 17:44 | 5:54 |
| 225   | 215      | Joe Jordan            | Marist H.S.           | 17:44 | 5:54 |
| 226   | 216      | Ryan Landolina        | Glenbard North        | 17:47 | 5:54 |
| 227   | 217      | Scott Hussemann       | Normal West           | 17:47 | 5:54 |
| 228   |          | Deitrick Davis        | East St Louis Senior  | 17:49 | 5:54 |
| 229   | 218      | Paul Sancken          | Pontiac Twp. H.S.     | 17:49 | 5:54 |
| 230   | 219      | Tim McDonald          | Moline                | 17:50 | 5:54 |
| 231   | 220      | Nick Gavros           | Berwyn (Morton)       | 17:50 | 5:54 |
| 232   | 221      | Jay Mahannah          | Champaign Centennial  | 17:51 | 5:54 |
| 233   | 222      | Calvin Weaver         | Olympia               | 17:51 | 5:54 |
| 234   | 223      | Justin Burgos         | Lake Park H.S.        | 17:51 | 5:54 |
| 235   | 224      | Max Collins           | Sacred Heart/Griffin  | 17:52 | 5:54 |
| 236   | 225      | Chris Studer          | Geneseo               | 17:52 | 5:54 |
| 237   | 226      | Adam Petry Cooper     | Champaign Centennial  | 17:53 | 5:54 |
| 238   | 227      | Shawn Spagnoli        | Oswego H.S.           | 17:53 | 5:54 |
| 239   | 228      | Geoff Skinner         | Normal West           | 17:53 | 5:54 |
| 240   | 229      | Shirland Inniss       | Glenbard North        | 17:54 | 5:54 |
|       |          |                       |                       | 17:57 | 5:54 |

NOTRE DAME INVITATIONAL  
 CROSS COUNTRY - September 19, 1998

| Place | Team Plc | Name             | School                | Boys Varsity 11:30AM<br>Time | Pace |
|-------|----------|------------------|-----------------------|------------------------------|------|
| 241   | 230      | Dan Anthony      | Sacred Heart/Griffin  | 17:57                        | 5:59 |
| 242   | 231      | Brandon Smith    | Richwoods             | 17:58                        | 6:00 |
| 243   | 232      | Dan Goldman      | Highland Park         | 17:58                        | 6:00 |
| 244   | 233      | Anthony Pudlo    | Lake Park H.S.        | 18:00                        | 6:00 |
| 245   | 234      | Craig Swartz     | Normal West           | 18:01                        | 6:01 |
| 246   | 235      | Tom Korder       | Urbana                | 18:02                        | 6:01 |
| 247   | 236      | Brandon Wicklow  | Richwoods             | 18:03                        | 6:01 |
| 248   | 237      | Joe Kramp        | U-High (Normal)       | 18:03                        | 6:01 |
| 249   | 238      | Phillip Murphy   | Champaign Centennial  | 18:04                        | 6:02 |
| 250   | 239      | Dan Jacobsen     | Urbana                | 18:04                        | 6:02 |
| 251   | 240      | Waseem Ahmed     | Pleasant Valley       | 18:05                        | 6:02 |
| 252   | 241      | Joe Dimascio     | Normal Community      | 18:06                        | 6:02 |
| 253   | 242      | Tom Streff       | Quigley Prep          | 18:07                        | 6:03 |
| 254   | 243      | Ken Hawkins      | Homewood-Flossmoor    | 18:08                        | 6:03 |
| 255   | 244      | Dan Ramos        | Peoria Notre Dame     | 18:09                        | 6:03 |
| 256   | 245      | T. J. Seitz      | MacArthur             | 18:10                        | 6:04 |
| 257   | 246      | Vishal Patel     | Lake Park H.S.        | 18:10                        | 6:04 |
| 258   | 247      | Kevin Curran     | Homewood-Flossmoor    | 18:11                        | 6:04 |
| 259   |          | Phillip Griggs   | East St Louis Senior  | 18:11                        | 6:04 |
| 260   | 248      | Pina Gerardo     | Highland Park         | 18:11                        | 6:04 |
| 261   | 249      | Darin Turlock    | Champaign Centennial  | 18:13                        | 6:05 |
| 262   | 250      | Ryan Galloway    | Benton                | 18:13                        | 6:05 |
| 263   | 251      | Joe Cox          | U-High (Normal)       | 18:14                        | 6:05 |
| 264   | 252      | Steve Goodwin    | Champaign Centennial  | 18:14                        | 6:05 |
| 265   | 253      | Gary Sharpe      | Springfield Southeast | 18:15                        | 6:05 |
| 266   | 254      | Dan Leach        | Pontiac Twp. H.S.     | 18:15                        | 6:05 |
| 267   | 255      | Nick Gill        | Deerfield H.S.        | 18:16                        | 6:05 |
| 268   | 256      | Brett Smith      | Dixon                 | 18:16                        | 6:06 |
| 269   | 257      | Bryan Lagerstam  | Moline                | 18:16                        | 6:06 |
| 270   | 258      | Ryan Pendarvis   | Richwoods             | 18:17                        | 6:06 |
| 271   | 259      | Paul Bamberger   | Glenbard South        | 18:17                        | 6:06 |
| 272   | 260      | James Baker      | Springfield Southeast | 18:19                        | 6:07 |
| 273   | 261      | Mike Loch        | Nazareth              | 18:22                        | 6:08 |
| 274   | 262      | Chris Parkes     | Nazareth              | 18:24                        | 6:08 |
| 275   |          | Frank Oplawski   | Elmwood Park          | 18:24                        | 6:08 |
| 276   | 263      | Iaasac Simpson   | U-High (Normal)       | 18:26                        | 6:09 |
| 277   | 264      | Ben Haines       | Moline                | 18:27                        | 6:09 |
| 278   | 265      | Gabe Hahn        | Liberty               | 18:28                        | 6:10 |
| 279   | 266      | Danny Xayavong   | Joliet Township H.S.  | 18:31                        | 6:11 |
| 280   | 267      | Mike Rothschild  | Highland Park         | 18:31                        | 6:11 |
| 281   | 268      | Corey Wallace    | Deerfield H.S.        | 18:33                        | 6:11 |
| 282   | 269      | Will Quinton     | Normal Community      | 18:34                        | 6:12 |
| 283   | 270      | Kevin Gaughnour  | Quincy High           | 18:35                        | 6:12 |
| 284   | 271      | Kevin Durkee     | Peoria Notre Dame     | 18:37                        | 6:13 |
| 285   | 272      | Jude Gentsch     | Normal Community      | 18:40                        | 6:14 |
| 286   | 273      | D J Engle        | Oregon                | 18:41                        | 6:14 |
| 287   | 274      | Nathan Raley     | Benton                | 18:41                        | 6:14 |
| 288   | 275      | Sunil Chillakuru | Dixon                 | 18:44                        | 6:15 |
| 289   | 276      | Roy Eiermann     | Oswego H.S.           | 18:45                        | 6:15 |
| 290   |          | Mark Shannahan   | Mt Zion H.S.          | 18:46                        | 6:16 |
| 291   | 277      | Joel Purdy       | Normal Community      | 18:47                        | 6:16 |
| 292   |          | Marcin Winarczyk | Elmwood Park          | 18:49                        | 6:17 |
| 293   | 278      | Bret Birky       | Normal West           | 18:57                        | 6:19 |
| 294   | 279      | Steve Smith      | Moline                | 18:58                        | 6:20 |
| 295   | 280      | Brian Peach      | Oswego H.S.           | 18:59                        | 6:20 |
| 296   | 281      | Chris George     | Quigley Prep          | 18:59                        | 6:20 |
| 297   | 282      | Steve Garrison   | East Peoria           | 19:01                        | 6:21 |
| 298   | 283      | Zach Price       | Porta                 | 19:01                        | 6:21 |
| 299   | 284      | Gawain Piper     | Benton                | 19:03                        | 6:21 |
| 300   | 285      | Steve Jensen     | Deerfield H.S.        | 19:03                        | 6:21 |

NOTRE DAME INVITATIONAL  
CROSS COUNTRY - September 19, 1998

| Team  |       |                  |                      | Boys Varsity 11:30AM |       |
|-------|-------|------------------|----------------------|----------------------|-------|
| Place | Plc   | Name             | School               | Time                 | Pace  |
| ===== | ===== | =====            | =====                | =====                | ===== |
| 301   | 286   | Adam Gault       | Quincy High          | 19:03                | 6:21  |
| 302   | 287   | Aric Rager       | Oregon               | 19:07                | 6:23  |
| 303   |       | William Fennoy   | East St Louis Senior | 19:12                | 6:24  |
| 304   | 288   | Ray Sevier       | Nazareth             | 19:12                | 6:24  |
| 305   | 289   | Ryan Kern        | Porta                | 19:12                | 6:24  |
| 306   | 290   | Matt Lewis       | Nazareth             | 19:18                | 6:26  |
| 307   | 291   | Abe Schnauffer   | Quincy High          | 19:24                | 6:28  |
| 308   | 292   | Nick Kereven     | Oregon               | 19:27                | 6:29  |
| 309   | 293   | Jarrett Leverton | East Peoria          | 19:27                | 6:29  |
| 310   | 294   | Charlie Bishop   | Dixon                | 19:29                | 6:30  |
| 311   | 295   | Brett Ryan       | Porta                | 19:32                | 6:31  |
| 312   |       | Tyrone Walker    | East St Louis Senior | 19:33                | 6:31  |
| 313   | 296   | John Miller      | Oswego H.S.          | 19:34                | 6:32  |
| 314   | 297   | Gabe Gecan       | Oregon               | 19:37                | 6:33  |
| 315   | 298   | Jeremy Grootens  | Quincy High          | 19:40                | 6:34  |
| 316   | 299   | Josh Saunders    | Moline               | 19:44                | 6:35  |
| 317   | 300   | Brian Sebben     | Homewood-Flossmoor   | 19:48                | 6:36  |
| 318   | 301   | Tim Holman       | Joliet Township H.S. | 20:00                | 6:40  |
| 319   | 302   | Chris Pehlke     | Oswego H.S.          | 20:13                | 6:45  |
| 320   | 303   | John Bolanos     | Quigley Prep         | 20:15                | 6:45  |
| 321   | 304   | John Gallen      | Quigley Prep         | 20:16                | 6:46  |
| 322   |       | Zain Mohammed    | Maine East           | 20:24                | 6:48  |
| 323   |       | Matthew Glon     | Maine East           | 20:25                | 6:49  |
| 324   | 305   | Zach Lukachik    | East Peoria          | 20:29                | 6:50  |
| 325   | 306   | Doug Kuypers     | Joliet Township H.S. | 20:43                | 6:55  |
| 326   | 307   | Karl Mench       | Quigley Prep         | 20:44                | 6:55  |
| 327   | 308   | Ryan Rutledge    | East Peoria          | 20:58                | 7:00  |
| 328   | 309   | Brent Wills      | Oregon               | 21:07                | 7:03  |
| 329   | 310   | Kyle Johnson     | Porta                | 21:08                | 7:03  |
| 330   | 311   | Nathan Lytle     | Porta                | 21:20                | 7:07  |
| 331   |       | Jeremy Smith     | Lanphier             | 21:24                | 7:08  |
| 332   | 312   | Aaron Saxton     | Champaign Centennial | 21:38                | 7:13  |
| 333   | 313   | Adam Kerke       | Nazareth             | 21:40                | 7:14  |

NOTRE DAME INVITATIONAL  
 CROSS COUNTRY - September 19, 1998  
 Girls Varsity Team Results 10:00AM

|                        |   |    |     |     |     |       |       |   |     |
|------------------------|---|----|-----|-----|-----|-------|-------|---|-----|
| 1. St Charles          | 6   | 20 | 22  | 24  | 36  | (50)  | (85)  | = | 108 |
|                        | Moody, Phelps, Hefferin, Kleckner,<br>Brannon, Harrell, Alterkruse    |    |     |     |     |       |       |   |     |
| 2. Lake Forest         | 3   | 25 | 27  | 42  | 75  | (111) | (168) | = | 172 |
|                        | Jackson, Mullin, Wrede, Depier,<br>Gavin, Manning, Burke              |    |     |     |     |       |       |   |     |
| 3. Carl Sandburg H.S.  | 12  | 18 | 23  | 56  | 67  | (71)  | (84)  | = | 176 |
|                        | Wabick, O'Rourke, Farrell, Byrnes,<br>Lange, Brennan, Orshonsky       |    |     |     |     |       |       |   |     |
| 4. Wheaton North       | 2   | 33 | 34  | 39  | 70  | (125) |       | = | 178 |
|                        | Endress, Bugh, Bugh, Lambrecht,<br>Cook, Marolis                      |    |     |     |     |       |       |   |     |
| 5. O.P.R.F.H.S.        | 16  | 17 | 60  | 62  | 68  | (83)  | (138) | = | 223 |
|                        | Teren, Lipps, O'Brien, Wesserstrom,<br>Yankow, Weinbaum, Reed         |    |     |     |     |       |       |   |     |
| 6. Downers Grove North | 10  | 28 | 32  | 57  | 108 | (132) | (171) | = | 235 |
|                        | Giesler, Brannigan, Tumpach, Wadington,<br>Brannigan, Pounds, Polzin  |    |     |     |     |       |       |   |     |
| 7. Glenbard West       | 8   | 40 | 41  | 89  | 90  | (148) |       | = | 268 |
|                        | Forkins, Hunt, Korrison, Johnson,<br>Rom, Adams                       |    |     |     |     |       |       |   |     |
| 8. Hinsdale Central    | 29  | 37 | 78  | 102 | 107 | (117) | (126) | = | 353 |
|                        | Maestri, Gunawardene, Mavon, Sisson,<br>Moncton, Quirke, Kimberly     |    |     |     |     |       |       |   |     |
| 9. Centennial          | 38  | 49 | 74  | 93  | 105 | (174) |       | = | 359 |
|                        | Kenyon, Broeren, Ross, Newell,<br>Rudlophi, Ferguson                  |    |     |     |     |       |       |   |     |
| 10. Schaumburg         | 7   | 35 | 91  | 134 | 140 | (193) |       | = | 407 |
|                        | Macnider, Chlopek, Chlopek, Schebler,<br>Pautsch, Rizzo               |    |     |     |     |       |       |   |     |
| 11. Glenbard North     | 76  | 77 | 80  | 81  | 95  | (159) | (187) | = | 409 |
|                        | Kasper, Scheppmann, Monczynski, Boye,<br>Gardner, Petmezas, Rinenbach |    |     |     |     |       |       |   |     |
| 12. St Ignatius        | 45  | 52 | 54  | 123 | 136 | (156) | (173) | = | 410 |
|                        | Walton, Leone, Koren, Heffernan,<br>Hartrich, Superfine, Heiges       |    |     |     |     |       |       |   |     |
| 13. Chatham Glenwood   | 14  | 58 | 92  | 120 | 127 | (137) | (163) | = | 411 |
|                        | Swain, Kocher, Sanderson, Vala,<br>Seitz, Ellinger, Westendorf        |    |     |     |     |       |       |   |     |
| 14. St Joseph-Ogden    | 46  | 47 | 100 | 104 | 115 | (139) | (180) | = | 412 |
|                        | Roberts, Kary, Legernes, Chandler,<br>Ingram, Franzen, Anders         |    |     |     |     |       |       |   |     |
| 15. Lake Park H.S.     | 11  | 26 | 79  | 150 | 167 | (191) | (194) | = | 433 |
|                        | Steffen, Ehrhardt, Healy, Bezdicek,<br>Oliver, Feid, Trosper          |    |     |     |     |       |       |   |     |
| 16. Salem H.S.         | 19  | 48 | 87  | 149 | 155 | (178) | (204) | = | 458 |
|                        | McMullen, Jansen, Terlizzi, Heuerman,                                 |    |     |     |     |       |       |   |     |

|     |   |     |     |     |     |     |                  |
|-----|---|-----|-----|-----|-----|-----|------------------|
|     | Hargis, Murphy, Larimer   |     |     |     |     |     |                  |
| 17. | Palatine  | 21  | 51  | 96  | 160 | 161 | (162)(208) = 489 |
|     | Stutzman, Riemer, Schattner, Hohns,<br>Banas, Gustafson, Turk         |     |     |     |     |     |                  |
| 18. | Glenbard South  | 13  | 66  | 121 | 124 | 166 | (200)(212) = 490 |
|     | Wiedman, Micheli, Warner, Snyder,<br>Filippidis, Grabski, Kuebel      |     |     |     |     |     |                  |
| 19. | Olympia   | 5   | 86  | 103 | 146 | 152 | (176) = 492      |
|     | Birky, Simons, Rawlins, Leingang,<br>Nelson, McClain                  |     |     |     |     |     |                  |
| 20. | Normal Community  | 30  | 44  | 122 | 130 | 214 | (224)(254) = 540 |
|     | Turilli, Butler, Smith, Brown,<br>Chen, Gutierrez, Christman          |     |     |     |     |     |                  |
| 21. | Geneseo   | 4   | 99  | 118 | 128 | 192 | (207) = 541      |
|     | Lake, Lottus, Hinrichs, Komadina,<br>Snyder, Blondell                 |     |     |     |     |     |                  |
| 22. | Pleasant Valley   | 64  | 94  | 112 | 129 | 147 | (175)(179) = 546 |
|     | Arnold, Bicknell, Arnold, Ahrens,<br>Borcherding, Limson, Kubik       |     |     |     |     |     |                  |
| 23. | Oswego H.S.   | 9   | 53  | 110 | 164 | 211 | (246)(247) = 547 |
|     | Simpson, Voegtle, Scott, Carrier,<br>Dahn, Ernst, Smith               |     |     |     |     |     |                  |
| 24. | Springfield Southeast   | 15  | 63  | 131 | 170 | 189 | (220)(248) = 568 |
|     | Standard, Perino, Huck, Kamp,<br>Hofferkamp, Baxter, Austin           |     |     |     |     |     |                  |
| 25. | Moline  | 59  | 69  | 141 | 153 | 190 | (213)(223) = 612 |
|     | Steffens, Steffen, Rogers, Longemarcine,<br>Bouljon, Long, Gloeckner  |     |     |     |     |     |                  |
| 26. | Mt Vernon Twp H.S.  | 43  | 73  | 172 | 181 | 183 | (195)(225) = 652 |
|     | Greenwood, Weaver, Knowles, Loughmiller,<br>Spiedel, Chambliss, Payne |     |     |     |     |     |                  |
| 27. | Porta   | 61  | 65  | 88  | 235 | 261 | = 710            |
|     | Vickroy, Zimmerman, Hart, Harrison,<br>Braucher                       |     |     |     |     |     |                  |
| 28. | Sterling H.S.   | 109 | 144 | 145 | 182 | 199 | (216)(221) = 779 |
|     | Vonholten, Fordham, Binder, Bowman,<br>Norman, Yemm, Gardner          |     |     |     |     |     |                  |
| 29. | Normal West   | 72  | 154 | 177 | 186 | 198 | (210)(231) = 787 |
|     | Uhe, Anet, Hall, Reyes,<br>Harmon, Meyer, Sergerle                    |     |     |     |     |     |                  |
| 30. | Sacred Heart/Griffin  | 1   | 135 | 222 | 226 | 233 | (243)(251) = 817 |
|     | Gaffigan, Vermette, Wood, Richardson,<br>Thompson, Merritt, Cory      |     |     |     |     |     |                  |
| 31. | Pontiac Twp. H.S.   | 106 | 114 | 201 | 203 | 209 | (229) = 833      |
|     | Sancken, Mack, Cashmer, Roth,<br>Oltman, Mack                         |     |     |     |     |     |                  |
| 32. | Urbana  | 55  | 119 | 202 | 234 | 239 | (240)(260) = 849 |
|     | Beasley, Fahrner, Powell, Netter,<br>Riffle, Pickering, Xu            |     |     |     |     |     |                  |
| 33. | East Peoria   |     |     |     |     |     |                  |

NOTRE DAME INVITATIONAL  
CROSS COUNTRY - September 19, 1998

Girls Varsity 10:00 AM

| Place | Team Plc | Name               | School Name           | Time  | Pace |
|-------|----------|--------------------|-----------------------|-------|------|
| 1     | 1        | Ann Gaffigan       | Sacred Heart/Griffin  | 14:30 | 5:48 |
| 2     | 2        | Rachel Endress     | Wheaton North         | 14:46 | 5:55 |
| 3     | 3        | Victoria Jackson   | Lake Forest           | 14:56 | 5:59 |
| 4     | 4        | Jenny Lake         | Geneseo               | 14:59 | 6:00 |
| 5     | 5        | Janelle Birky      | Olympia               | 15:02 | 6:01 |
| 6     | 6        | Tera Moody         | St Charles            | 15:06 | 6:03 |
| 7     | 7        | Lana Macnider      | Schaumburg            | 15:09 | 6:04 |
| 8     | 8        | Kyna Forkins       | Glenbard West         | 15:14 | 6:06 |
| 9     | 9        | Casie Simpson      | Oswego H.S.           | 15:17 | 6:07 |
| 10    | 10       | Audrey Giesler     | Downers Grove North   | 15:18 | 6:08 |
| 11    | 11       | Katie Steffen      | Lake Park H.S.        | 15:26 | 6:11 |
| 12    | 12       | Breanna Wabick     | Carl Sandburg H.S.    | 15:28 | 6:11 |
| 13    | 13       | Kim Wiedman        | Glenbard South        | 15:28 | 6:12 |
| 14    | 14       | Sarah Swain        | Chatham Glenwood      | 15:29 | 6:12 |
| 15    | 15       | Hannah Standard    | Springfield Southeast | 15:31 | 6:13 |
| 16    | 16       | Sarah Teren        | O.P.R.F.H.S.          | 15:33 | 6:13 |
| 17    | 17       | Andrea Lipps       | O.P.R.F.H.S.          | 15:33 | 6:14 |
| 18    | 18       | Bridgette O'Rourke | Carl Sandburg H.S.    | 15:35 | 6:14 |
| 19    | 19       | Erin McMullen      | Salem H.S.            | 15:37 | 6:15 |
| 20    | 20       | Carrie Phelps      | St Charles            | 15:41 | 6:17 |
| 21    | 21       | Lori Stutzman      | Palatine              | 15:42 | 6:17 |
| 22    | 22       | Denise Hefferin    | St Charles            | 15:45 | 6:18 |
| 23    | 23       | Mary Farrell       | Carl Sandburg H.S.    | 15:47 | 6:19 |
| 24    | 24       | Renee Kleckner     | St Charles            | 15:49 | 6:20 |
| 25    | 25       | Kara Mullin        | Lake Forest           | 15:51 | 6:21 |
| 26    | 26       | Christy Ehrhardt   | Lake Park H.S.        | 15:52 | 6:21 |
| 27    |          | Brandy Obert       | Liberty               | 15:52 | 6:21 |
| 28    | 27       | Kristin Wrede      | Lake Forest           | 15:53 | 6:22 |
| 29    | 28       | Jessica Brannigan  | Downers Grove North   | 15:54 | 6:22 |
| 30    |          | Angie Beckett      | Elmwood Park          | 15:54 | 6:22 |
| 31    | 29       | Melissa Maestri    | Hinsdale Central      | 15:55 | 6:22 |
| 32    | 30       | Jaime Turilli      | Normal Community      | 15:55 | 6:22 |
| 33    | 31       | Amy Guard          | Richwoods             | 15:56 | 6:23 |
| 34    | 32       | Courtney Tumpach   | Downers Grove North   | 15:57 | 6:23 |
| 35    | 33       | Kyle Bugh          | Wheaton North         | 15:59 | 6:24 |
| 36    | 34       | Shannon Bugh       | Wheaton North         | 16:02 | 6:25 |
| 37    | 35       | Liz Chlopek        | Schaumburg            | 16:04 | 6:26 |
| 38    | 36       | Lauren Brannon     | St Charles            | 16:05 | 6:26 |
| 39    |          | Meg McGarvey       | Arcola                | 16:05 | 6:26 |
| 40    | 37       | Irandi Gunawardene | Hinsdale Central      | 16:05 | 6:26 |
| 41    | 38       | Leigh Anne Kenyon  | Centennial            | 16:06 | 6:27 |
| 42    | 39       | Valerie Lambrecht  | Wheaton North         | 16:08 | 6:27 |
| 43    | 40       | Alissa Hunt        | Glenbard West         | 16:10 | 6:28 |
| 44    | 41       | Jenny Korrison     | Glenbard West         | 16:11 | 6:29 |
| 45    | 42       | Molly Depier       | Lake Forest           | 16:12 | 6:29 |
| 46    | 43       | April Greenwood    | Mt Vernon Twp H.S.    | 16:12 | 6:29 |
| 47    | 44       | Katie Butler       | Normal Community      | 16:12 | 6:29 |
| 48    | 45       | Emily Walton       | St Ignatius           | 16:13 | 6:29 |
| 49    | 46       | Amy Roberts        | St Joseph-Ogden       | 16:13 | 6:30 |
| 50    | 47       | Jill Kary          | St Joseph-Ogden       | 16:14 | 6:30 |
| 51    | 48       | Erika Jansen       | Salem H.S.            | 16:15 | 6:30 |
| 52    | 49       | All Broeren        | Centennial            | 16:16 | 6:31 |
| 53    | 50       | Patricia Harrell   | St Charles            | 16:16 | 6:31 |
| 54    | 51       | Susan Riemer       | Palatine              | 16:17 | 6:31 |
| 55    | 52       | Laura Leone        | St Ignatius           | 16:17 | 6:31 |
| 56    | 53       | Molly Voegtle      | Oswego H.S.           | 16:18 | 6:32 |
| 57    | 54       | Katie Koren        | St Ignatius           | 16:19 | 6:32 |
| 58    | 55       | Stacie Beasley     | Urbana                | 16:19 | 6:32 |
| 59    | 56       | Carrle Byrnes      | Carl Sandburg H.S.    | 16:20 | 6:32 |
| 60    | 57       | Megan Wadington    | Downers Grove North   | 16:20 | 6:32 |

NOTRE DAME INVITATIONAL  
CROSS COUNTRY - September 19, 1998

| Place | Team Plc | Name                 | School Name           | Girls Varsity 10:00 AM Time | Pace |
|-------|----------|----------------------|-----------------------|-----------------------------|------|
| 61    | 58       | Sarah Kocher         | Chatham Glenwood      | 16:21                       | 6:33 |
| 62    | 59       | Jill Steffens        | Moline                | 16:21                       | 6:33 |
| 63    | 60       | Nora O'Brien         | O.P.R.F.H.S.          | 16:23                       | 6:34 |
| 64    | 61       | Leigh Vickroy        | Porta                 | 16:24                       | 6:34 |
| 65    | 62       | Leslie Wesserstrom   | O.P.R.F.H.S.          | 16:24                       | 6:34 |
| 66    | 63       | Joanne Perino        | Springfield Southeast | 16:25                       | 6:34 |
| 67    | 64       | Neala Arnold         | Pleasant Valley       | 16:26                       | 6:35 |
| 68    | 65       | Emily Zimmerman      | Porta                 | 16:26                       | 6:35 |
| 69    | 66       | Laura Micheli        | Glenbard South        | 16:27                       | 6:35 |
| 70    | 67       | Jamie Lange          | Carl Sandburg H.S.    | 16:28                       | 6:35 |
| 71    | 68       | Mia Yankow           | O.P.R.F.H.S.          | 16:29                       | 6:36 |
| 72    | 69       | Breanne Steffen      | Moline                | 16:29                       | 6:36 |
| 73    | 70       | Casey Cook           | Wheaton North         | 16:30                       | 6:36 |
| 74    | 71       | Tara Brennan         | Carl Sandburg H.S.    | 16:31                       | 6:37 |
| 75    | 72       | Emily Uhe            | Normal West           | 16:34                       | 6:38 |
| 76    | 73       | Dru Weaver           | Mt Vernon Twp H.S.    | 16:36                       | 6:39 |
| 77    | 74       | Sarah Ross           | Centennial            | 16:36                       | 6:39 |
| 78    | 75       | Julie Gavin          | Lake Forest           | 16:37                       | 6:39 |
| 79    | 76       | Jennifer Kasper      | Glenbard North        | 16:38                       | 6:39 |
| 80    | 77       | Lindsey Schepmann    | Glenbard North        | 16:39                       | 6:40 |
| 81    | 78       | Ashley Mavon         | Hinsdale Central      | 16:39                       | 6:40 |
| 82    | 79       | Bridget Healy        | Lake Park H.S.        | 16:40                       | 6:40 |
| 83    | 80       | Nicole Monczynski    | Glenbard North        | 16:41                       | 6:41 |
| 84    | 81       | Jenny Boye           | Glenbard North        | 16:41                       | 6:41 |
| 85    | 82       | Katy Cassidy         | Peoria Notre Dame     | 16:42                       | 6:41 |
| 86    | 83       | Jenny Weinbaum       | O.P.R.F.H.S.          | 16:43                       | 6:42 |
| 87    | 84       | Lisa Orshonsky       | Carl Sandburg H.S.    | 16:43                       | 6:42 |
| 88    | 85       | Elizabeth Alterkruse | St Charles            | 16:44                       | 6:42 |
| 89    | 86       | Penny Simons         | Olympia               | 16:47                       | 6:43 |
| 90    | 87       | Gena Terlizzi        | Salem H.S.            | 16:47                       | 6:43 |
| 91    | 88       | Tam Hart             | Porta                 | 16:48                       | 6:43 |
| 92    | 89       | Becca Johnson        | Glenbard West         | 16:48                       | 6:43 |
| 93    | 90       | Holly Rom            | Glenbard West         | 16:49                       | 6:44 |
| 94    | 91       | Alex Chlopek         | Schaumburg            | 16:50                       | 6:44 |
| 95    | 92       | Veronica Sanderson   | Chatham Glenwood      | 16:50                       | 6:44 |
| 96    | 93       | Deborah Newell       | Centennial            | 16:51                       | 6:45 |
| 97    |          | Gianiha Taylor       | Decatur Eisenhower    | 16:51                       | 6:45 |
| 98    | 94       | Elizabeth Bicknell   | Pleasant Valley       | 16:52                       | 6:45 |
| 99    | 95       | Tracy Gardner        | Glenbard North        | 16:53                       | 6:46 |
| 100   | 96       | Emilie Schattner     | Palatine              | 16:53                       | 6:46 |
| 101   | 97       | Marie Shafer         | Dixon                 | 16:54                       | 6:46 |
| 102   | 98       | Megan Jackson        | Springfield High      | 16:55                       | 6:46 |
| 103   | 99       | Rhonda Lottus        | Geneseo               | 16:55                       | 6:46 |
| 104   | 100      | Laura Legernes       | St Joseph-Ogden       | 16:56                       | 6:47 |
| 105   | 101      | Natalie Schnirring   | Springfield High      | 16:57                       | 6:47 |
| 106   | 102      | Christina Sisson     | Hinsdale Central      | 16:58                       | 6:48 |
| 107   | 103      | Gena Rawlins         | Olympia               | 16:59                       | 6:48 |
| 108   | 104      | Kristin Chandler     | St Joseph-Ogden       | 17:00                       | 6:48 |
| 109   | 105      | Maggie Rudlophi      | Centennial            | 17:01                       | 6:49 |
| 110   | 106      | Karen Sancken        | Pontiac Twp. H.S.     | 17:01                       | 6:49 |
| 111   | 107      | Katie Moncton        | Hinsdale Central      | 17:02                       | 6:49 |
| 112   | 108      | Lindsey Brannigan    | Downders Grove North  | 17:02                       | 6:49 |
| 113   | 109      | Rachel Vonholten     | Sterling H.S.         | 17:03                       | 6:49 |
| 114   | 110      | Adana Scott          | Oswego H.S.           | 17:03                       | 6:50 |
| 115   | 111      | Alexis Manning       | Lake Forest           | 17:04                       | 6:50 |
| 116   | 112      | Erin Arnold          | Pleasant Valley       | 17:04                       | 6:50 |
| 117   | 113      | Sarah Heaton         | Dixon                 | 17:04                       | 6:50 |
| 118   | 114      | Christina Mack       | Pontiac Twp. H.S.     | 17:05                       | 6:50 |
| 119   | 115      | Sara Ingram          | St Joseph-Ogden       | 17:06                       | 6:51 |
| 120   | 116      | Emily Nelson         | Oregon                | 17:06                       | 6:51 |



NOTRE DAME INVITATIONAL  
CROSS COUNTRY - September 19, 1998

| Place | Team Plc | Name                 | School Name           | Girls Varsity 10:00 AM Time | Pace |
|-------|----------|----------------------|-----------------------|-----------------------------|------|
| 121   | 117      | Lauren Quirke        | Hinsdale Central      | 17:07                       | 6:51 |
| 122   | 118      | Jill Hinrichs        | Geneseo               | 17:07                       | 6:51 |
| 123   | 119      | Meredith Fahrner     | Urbana                | 17:08                       | 6:51 |
| 124   | 120      | Alissa Vala          | Chatham Glenwood      | 17:08                       | 6:51 |
| 125   | 121      | Lisa Warner          | Glenbard South        | 17:08                       | 6:52 |
| 126   | 122      | Jennifer Smith       | Normal Community      | 17:09                       | 6:52 |
| 127   | 123      | Katherine Heffernan  | St Ignatius           | 17:09                       | 6:52 |
| 128   | 124      | Allie Snyder         | Glenbard South        | 17:09                       | 6:52 |
| 129   | 125      | Cristina Marolis     | Wheaton North         | 17:09                       | 6:52 |
| 130   | 126      | Laura Kimberly       | Hinsdale Central      | 17:11                       | 6:53 |
| 131   | 127      | Esther Seitz         | Chatham Glenwood      | 17:11                       | 6:53 |
| 132   | 128      | Taren Komadina       | Geneseo               | 17:12                       | 6:53 |
| 133   | 129      | Kim Ahrens           | Pleasant Valley       | 17:12                       | 6:53 |
| 134   | 130      | Amy Brown            | Normal Community      | 17:12                       | 6:53 |
| 135   | 131      | Christina Huck       | Springfield Southeast | 17:13                       | 6:54 |
| 136   | 132      | Courtney Pounds      | Downers Grove North   | 17:13                       | 6:54 |
| 137   | 133      | Sarah Kasabian       | East Peoria           | 17:14                       | 6:54 |
| 138   | 134      | Julie Schebler       | Schaumburg            | 17:15                       | 6:54 |
| 139   | 135      | Laura Vermette       | Sacred Heart/Griffin  | 17:15                       | 6:54 |
| 140   | 136      | Molly Hartrich       | St Ignatius           | 17:16                       | 6:55 |
| 141   | 137      | Amy Ellinger         | Chatham Glenwood      | 17:17                       | 6:55 |
| 142   | 138      | Rachel Reed          | O.P.R.F.H.S.          | 17:17                       | 6:55 |
| 143   | 139      | Kara Franzen         | St Joseph-Ogden       | 17:18                       | 6:55 |
| 144   | 140      | Laurie Pautsch       | Schaumburg            | 17:18                       | 6:56 |
| 145   | 141      | Tara Rogers          | Moline                | 17:19                       | 6:56 |
| 146   | 142      | Krissi Kellington    | East Peoria           | 17:19                       | 6:56 |
| 147   | 143      | Katie Densberger     | East Peoria           | 17:20                       | 6:56 |
| 148   | 144      | Danielle Fordham     | Sterling H.S.         | 17:21                       | 6:57 |
| 149   | 145      | Amee Binder          | Sterling H.S.         | 17:21                       | 6:57 |
| 150   | 146      | Niki Leingang        | Olympia               | 17:21                       | 6:57 |
| 151   | 147      | Jill Borcharding     | Pleasant Valley       | 17:21                       | 6:57 |
| 152   | 148      | Caitlyn Adams        | Glenbard West         | 17:22                       | 6:57 |
| 153   | 149      | Brittney Heuerman    | Salem H.S.            | 17:22                       | 6:57 |
| 154   | 150      | Michelle Bezdicek    | Lake Park H.S.        | 17:22                       | 6:57 |
| 155   | 151      | Philicia Moredock    | Peoria Notre Dame     | 17:22                       | 6:57 |
| 156   | 152      | Alyson Nelson        | Olympia               | 17:23                       | 6:58 |
| 157   | 153      | Cara Longemarcine    | Moline                | 17:24                       | 6:58 |
| 158   | 154      | Kelli Anet           | Normal West           | 17:24                       | 6:58 |
| 159   | 155      | Audrey Hargis        | Salem H.S.            | 17:25                       | 6:58 |
| 160   | 156      | Claire Superfine     | St Ignatius           | 17:25                       | 6:58 |
| 161   | 157      | Jamie Graves         | Peoria Notre Dame     | 17:26                       | 6:59 |
| 162   | 158      | Angelina Colon       | Maine East H.S.       | 17:26                       | 6:59 |
| 163   | 159      | Stacy Petmezas       | Glenbard North        | 17:27                       | 6:59 |
| 164   | 160      | Sarah Hohs           | Palatine              | 17:27                       | 6:59 |
| 165   | 161      | Liz Banas            | Palatine              | 17:28                       | 6:59 |
| 166   | 162      | Lindsay Gustafson    | Palatine              | 17:29                       | 7:00 |
| 167   | 163      | Colleen Westendorf   | Chatham Glenwood      | 17:31                       | 7:01 |
| 168   | 164      | Amy Carrier          | Oswego H.S.           | 17:32                       | 7:01 |
| 169   | 165      | Lea Brock            | Benton                | 17:33                       | 7:01 |
| 170   | 166      | Christine Filippidis | Glenbard South        | 17:34                       | 7:02 |
| 171   | 167      | Ebony Oliver         | Lake Park H.S.        | 17:36                       | 7:03 |
| 172   | 168      | Molly Burke          | Lake Forest           | 17:36                       | 7:03 |
| 173   | 169      | Joanna Lins          | Nazareth Academy      | 17:36                       | 7:03 |
| 174   | 170      | Laura Kamp           | Springfield Southeast | 17:37                       | 7:03 |
| 175   | 171      | Alison Polzin        | Downers Grove North   | 17:37                       | 7:03 |
| 176   | 172      | Karlee Knowles       | Mt Vernon Twp H.S.    | 17:37                       | 7:03 |
| 177   | 173      | Moira Heiges         | St Ignatius           | 17:39                       | 7:04 |
| 178   | 174      | Abby Ferguson        | Centennial            | 17:39                       | 7:04 |
| 179   | 175      | Andrea Limson        | Pleasant Valley       | 17:40                       | 7:04 |
| 180   | 176      | Mikelle McClain      | Olympia               | 17:40                       | 7:04 |

NOTRE DAME INVITATIONAL  
CROSS COUNTRY - September 19, 1998

| Place | Team Plc | Name                     | School Name           | Girls Varsity 10:00 AM<br>Time | Pace |
|-------|----------|--------------------------|-----------------------|--------------------------------|------|
| 181   | 177      | Lisette Hall             | Normal West           | 17:41                          | 7:05 |
| 182   | 178      | Shandi Murphy            | Salem H.S.            | 17:41                          | 7:05 |
| 183   |          | Sarah Obert              | Liberty               | 17:45                          | 7:06 |
| 184   | 179      | Jackie Kubik             | Pleasant Valley       | 17:45                          | 7:06 |
| 185   | 180      | Myrtle Anders            | St Joseph-Ogden       | 17:46                          | 7:07 |
| 186   | 181      | Kellie Loughmiller       | Mt Vernon Twp H.S.    | 17:47                          | 7:07 |
| 187   | 182      | Natalie Bowman           | Sterling H.S.         | 17:50                          | 7:08 |
| 188   | 183      | Christina Spiedel        | Mt Vernon Twp H.S.    | 17:51                          | 7:09 |
| 189   | 184      | Kelly Hartigan           | Nazareth Academy      | 17:53                          | 7:09 |
| 190   | 185      | Katrina Leali            | Richwoods             | 17:56                          | 7:11 |
| 191   | 186      | Cassie Reyes             | Normal West           | 17:56                          | 7:11 |
| 192   | 187      | Lindsay Rinenbach        | Glenbard North        | 17:56                          | 7:11 |
| 193   | 188      | Allison Dietrich         | Oregon                | 17:57                          | 7:11 |
| 194   | 189      | Erica Hofferkamp         | Springfield Southeast | 17:58                          | 7:11 |
| 195   | 190      | Kyti Bouljon             | Moline                | 17:58                          | 7:11 |
| 196   | 191      | Katie Feid               | Lake Park H.S.        | 17:58                          | 7:12 |
| 197   | 192      | Alysa Snyder             | Geneseo               | 17:59                          | 7:12 |
| 198   | 193      | Becky Rizzo              | Schaumburg            | 17:59                          | 7:12 |
| 199   | 194      | Kendra Trosper           | Lake Park H.S.        | 18:00                          | 7:12 |
| 200   | 195      | Pam Chambliss            | Mt Vernon Twp H.S.    | 18:01                          | 7:13 |
| 201   | 196      | Stacey Scheffler         | Oregon                | 18:02                          | 7:13 |
| 202   | 197      | Tanya Tompkins           | Oregon                | 18:05                          | 7:14 |
| 203   | 198      | Brandi Harmon            | Normal West           | 18:06                          | 7:15 |
| 204   | 199      | Jill Norman              | Sterling H.S.         | 18:06                          | 7:15 |
| 205   | 200      | Lauren Grabski           | Glenbard South        | 18:07                          | 7:15 |
| 206   | 201      | Kelli Cashmer            | Pontiac Twp. H.S.     | 18:08                          | 7:15 |
| 207   | 202      | Ashley Powell            | Urbana                | 18:09                          | 7:16 |
| 208   | 203      | Alicia Roth              | Pontiac Twp. H.S.     | 18:09                          | 7:16 |
| 209   | 204      | Sara Larimer             | Salem H.S.            | 18:10                          | 7:16 |
| 210   | 205      | Jamie Smith              | Springfield High      | 18:11                          | 7:17 |
| 211   | 206      | Susan Howard             | Richwoods             | 18:13                          | 7:17 |
| 212   |          | Misty Mesecher           | Lanphier              | 18:15                          | 7:18 |
| 213   | 207      | Andrea Blondell          | Geneseo               | 18:16                          | 7:19 |
| 214   | 208      | Shannon Turk             | Palatine              | 18:17                          | 7:19 |
| 215   | 209      | Renee Oltman             | Pontiac Twp. H.S.     | 18:19                          | 7:20 |
| 216   | 210      | Cari Meyer               | Normal West           | 18:20                          | 7:20 |
| 217   |          | Annette Klauser          | Liberty               | 18:23                          | 7:22 |
| 218   | 211      | Ashley Dahn              | Oswego H.S.           | 18:25                          | 7:22 |
| 219   | 212      | Katie Kuebel             | Glenbard South        | 18:28                          | 7:23 |
| 220   | 213      | Hollie Long              | Moline                | 18:29                          | 7:24 |
| 221   | 214      | Stephanie Chen           | Normal Community      | 18:30                          | 7:24 |
| 222   | 215      | Angie Ostrowski          | East Peoria           | 18:35                          | 7:26 |
| 223   | 216      | Elizabeth Yemm           | Sterling H.S.         | 18:36                          | 7:27 |
| 224   | 217      | Anne Bowman              | East Peoria           | 18:37                          | 7:27 |
| 225   | 218      | Kristen Martin del Campo | Richwoods             | 18:38                          | 7:27 |
| 226   | 219      | Abby Kendall             | Oregon                | 18:38                          | 7:27 |
| 227   | 220      | Chartese Baxter          | Springfield Southeast | 18:38                          | 7:28 |
| 228   |          | Morgan Anderson          | Quincy High           | 18:40                          | 7:28 |
| 229   | 221      | Molly Gardner            | Sterling H.S.         | 18:41                          | 7:29 |
| 230   | 222      | Chris Wood               | Sacred Heart/Griffin  | 18:42                          | 7:29 |
| 231   | 223      | Jenny Gloeckner          | Moline                | 18:44                          | 7:30 |
| 232   | 224      | Melissa Gutierrez        | Normal Community      | 18:51                          | 7:33 |
| 233   | 225      | Lindy Payne              | Mt Vernon Twp H.S.    | 18:54                          | 7:34 |
| 234   | 226      | Bridget Richardson       | Sacred Heart/Griffin  | 18:57                          | 7:35 |
| 235   | 227      | Adria Guard              | Richwoods             | 18:57                          | 7:35 |
| 236   | 228      | Monica GrunKemeyer       | Benton                | 18:59                          | 7:36 |
| 237   | 229      | Kendra Mack              | Pontiac Twp. H.S.     | 19:02                          | 7:37 |
| 238   |          | Amanda Schutte           | Quincy High           | 19:02                          | 7:37 |
| 239   | 230      | Patricia Marquez         | Maine East H.S.       | 19:05                          | 7:38 |
| 240   | 231      | Krista Sergerle          | Normal West           | 19:06                          | 7:39 |

NOTRE DAME INVITATIONAL  
 CROSS COUNTRY - September 19, 1998

| Place | Team Plc | Name                  | School Name           | Girls Varsity 10:00 AM Time | Pace |
|-------|----------|-----------------------|-----------------------|-----------------------------|------|
| 241   | 232      | Amanda Bleichner      | Benton                | 19:09                       | 7:40 |
| 242   | 233      | Ashley Thompson       | Sacred Heart/Griffin  | 19:10                       | 7:40 |
| 243   | 234      | Sally Netter          | Urbana                | 19:11                       | 7:41 |
| 244   | 235      | Suzanne Harrison      | Porta                 | 19:12                       | 7:41 |
| 245   |          | April McQuern         | Quincy High           | 19:13                       | 7:41 |
| 246   | 236      | Jennifer Caveny       | Springfield High      | 19:15                       | 7:42 |
| 247   | 237      | Alexis Medina         | Maine East H.S.       | 19:18                       | 7:44 |
| 248   | 238      | Molly Schoeplein      | Peoria Notre Dame     | 19:19                       | 7:44 |
| 249   | 239      | Abigail Riffle        | Urbana                | 19:23                       | 7:45 |
| 250   |          | Kristen Heitman       | Regina Dominican      | 19:23                       | 7:46 |
| 251   | 240      | Lucy Pickering        | Urbana                | 19:24                       | 7:46 |
| 252   | 241      | Hilary Schnirring     | Springfield High      | 19:25                       | 7:46 |
| 253   | 242      | Laura Mullendore      | Springfield High      | 19:27                       | 7:47 |
| 254   | 243      | Lauren Merritt        | Sacred Heart/Griffin  | 19:31                       | 7:49 |
| 255   | 244      | Audrey Daniel         | Maine East H.S.       | 19:33                       | 7:50 |
| 256   | 245      | Sara Campbell         | Oregon                | 19:35                       | 7:50 |
| 257   | 246      | Erin Ernst            | Oswego H.S.           | 19:36                       | 7:51 |
| 258   | 247      | Kristin Smith         | Oswego H.S.           | 19:39                       | 7:52 |
| 259   |          | Cristy Herndon        | Regina Dominican      | 19:42                       | 7:53 |
| 260   | 248      | Cassandra Austin      | Springfield Southeast | 19:44                       | 7:54 |
| 261   | 249      | Stephanie Dobucki     | Springfield High      | 19:45                       | 7:54 |
| 262   | 250      | Casey Campbell        | Oregon                | 19:48                       | 7:55 |
| 263   | 251      | Megan Cory            | Sacred Heart/Griffin  | 19:56                       | 7:59 |
| 264   | 252      | Kelli Ruggiero        | Dixon                 | 20:01                       | 8:01 |
| 265   | 253      | Grace Chovan          | Maine East H.S.       | 20:02                       | 8:01 |
| 266   | 254      | Kim Christman         | Normal Community      | 20:05                       | 8:02 |
| 267   | 255      | Brandi Welk           | Peoria Notre Dame     | 20:11                       | 8:05 |
| 268   |          | Jessica Patrick       | Quincy High           | 20:13                       | 8:05 |
| 269   | 256      | Annie Altorfer        | Richwoods             | 20:14                       | 8:06 |
| 270   |          | Ann Ligon             | Regina Dominican      | 20:18                       | 8:08 |
| 271   | 257      | Monique Medina        | Maine East H.S.       | 20:24                       | 8:10 |
| 272   | 258      | Anne Sifferman        | Nazareth Academy      | 20:27                       | 8:11 |
| 273   | 259      | Nimisha Patel         | Maine East H.S.       | 20:32                       | 8:13 |
| 274   | 260      | Grace Xu              | Urbana                | 20:33                       | 8:13 |
| 275   | 261      | Ashleigh Brauer       | Porta                 | 20:36                       | 8:15 |
| 276   |          | Christina Noetzel     | Regina Dominican      | 20:38                       | 8:16 |
| 277   | 262      | Jillian Ward          | Nazareth Academy      | 20:40                       | 8:16 |
| 278   | 263      | Kathryn Wohlschlaeger | Nazareth Academy      | 20:40                       | 8:16 |
| 279   | 264      | Amanda Wheeler        | Dixon                 | 20:56                       | 8:23 |
| 280   | 265      | Billi Cruse           | Dixon                 | 21:04                       | 8:26 |
| 281   | 266      | Ashley Kimmel         | Benton                | 21:35                       | 8:38 |
| 282   | 267      | Alicia Learned        | Benton                | 22:17                       | 8:55 |
| 283   | 268      | Danielle Helmer       | Benton                | 23:23                       | 9:21 |
| 284   | 269      | Jennie Harn           | Peoria Notre Dame     | 23:59                       | 9:36 |

NOTRE DAME INVITATIONAL  
 CROSS COUNTRY - September 19, 1998  
 Girls Varsity Team Results 10:00AM

|                        |   |    |     |     |     |       |       |   |     |
|------------------------|---|----|-----|-----|-----|-------|-------|---|-----|
| 1. St Charles          | 6   | 20 | 22  | 24  | 36  | (50)  | (85)  | = | 108 |
|                        | Moody, Phelps, Hefferin, Kleckner,<br>Brannon, Harrell, Alterkruse    |    |     |     |     |       |       |   |     |
| 2. Lake Forest         | 3   | 25 | 27  | 42  | 75  | (111) | (168) | = | 172 |
|                        | Jackson, Mullin, Wrede, Depier,<br>Gavin, Manning, Burke              |    |     |     |     |       |       |   |     |
| 3. Carl Sandburg H.S.  | 12  | 18 | 23  | 56  | 67  | (71)  | (84)  | = | 176 |
|                        | Wabick, O'Rourke, Farrell, Byrnes,<br>Lange, Brennan, Orshonsky       |    |     |     |     |       |       |   |     |
| 4. Wheaton North       | 2   | 33 | 34  | 39  | 70  | (125) |       | = | 178 |
|                        | Endress, Bugh; Bugh, Lambrecht,<br>Cook, Marolis                      |    |     |     |     |       |       |   |     |
| 5. O.P.R.F.H.S.        | 16  | 17 | 60  | 62  | 68  | (83)  | (138) | = | 223 |
|                        | Teren, Lipps, O'Brien, Wesserstrom,<br>Yankow, Weinbaum, Reed         |    |     |     |     |       |       |   |     |
| 6. Downers Grove North | 10  | 28 | 32  | 57  | 108 | (132) | (171) | = | 235 |
|                        | Giesler, Brannigan, Tumpach, Wadington,<br>Brannigan, Pounds, Polzin  |    |     |     |     |       |       |   |     |
| 7. Glenbard West       | 8   | 40 | 41  | 89  | 90  | (148) |       | = | 268 |
|                        | Forkins, Hunt, Korrison, Johnson,<br>Rom, Adams                       |    |     |     |     |       |       |   |     |
| 8. Hinsdale Central    | 29  | 37 | 78  | 102 | 107 | (117) | (126) | = | 353 |
|                        | Maestri, Gunawardene, Mavon, Sisson,<br>Moncton, Quirke, Kimberly     |    |     |     |     |       |       |   |     |
| 9. Centennial          | 38  | 49 | 74  | 93  | 105 | (174) |       | = | 359 |
|                        | Kenyon, Broeren, Ross, Newell,<br>Rudlophi, Ferguson                  |    |     |     |     |       |       |   |     |
| 10. Schaumburg         | 7   | 35 | 91  | 134 | 140 | (193) |       | = | 407 |
|                        | Macnider, Chlopek, Chlopek, Schebler,<br>Pautsch, Rizzo               |    |     |     |     |       |       |   |     |
| 11. Glenbard North     | 76  | 77 | 80  | 81  | 95  | (159) | (187) | = | 409 |
|                        | Kasper, Scheppmann, Monczynski, Boye,<br>Gardner, Petmezas, Rinenbach |    |     |     |     |       |       |   |     |
| 12. St Ignatius        | 45  | 52 | 54  | 123 | 136 | (156) | (173) | = | 410 |
|                        | Walton, Leone, Koren, Heffernan,<br>Hartrich, Superfine, Heiges       |    |     |     |     |       |       |   |     |
| 13. Chatham Glenwood   | 14  | 58 | 92  | 120 | 127 | (137) | (163) | = | 411 |
|                        | Swain, Kocher, Sanderson, Vala,<br>Seitz, Ellinger, Westendorf        |    |     |     |     |       |       |   |     |
| 14. St Joseph-Ogden    | 46  | 47 | 100 | 104 | 115 | (139) | (180) | = | 412 |
|                        | Roberts, Kary, Legernes, Chandler,<br>Ingram, Franzen, Anders         |    |     |     |     |       |       |   |     |
| 15. Lake Park H.S.     | 11  | 26 | 79  | 150 | 167 | (191) | (194) | = | 433 |
|                        | Steffen, Ehrhardt, Healy, Bezdicek,<br>Oliver, Feid, Trosper          |    |     |     |     |       |       |   |     |
| 16. Salem H.S.         | 19  | 48 | 87  | 149 | 155 | (178) | (204) | = | 458 |
|                        | McMullen, Jansen, Terlizzi, Heuerman,                                 |    |     |     |     |       |       |   |     |

NOTRE DAME INVITATIONAL  
CROSS COUNTRY - September 19, 1998

| Team  |     | Girls Junior Varsity 9:30 AM |                     |       |      |
|-------|-----|------------------------------|---------------------|-------|------|
| Place | Plc | Name                         | School              | Time  | Pace |
| 1     | 1   | Val Orshonsky                | Carl Sandburg H.S.  | 16:52 | 6:45 |
| 2     |     | Jenny Scafide                | Elmwood Park        | 17:01 | 6:49 |
| 3     | 2   | Stephanie Brozak             | Carl Sandburg H.S.  | 17:10 | 6:52 |
| 4     | 3   | Ashley Hartigan              | Schaumburg          | 17:12 | 6:53 |
| 5     | 4   | Abby Gambrel                 | St Charles          | 17:23 | 6:57 |
| 6     | 5   | Jenny Bomba                  | Carl Sandburg H.S.  | 17:24 | 6:58 |
| 7     | 6   | Courtney Nyren               | Lake Forest         | 17:24 | 6:58 |
| 8     | 7   | Sarah Bedford                | Chatham Glenwood    | 17:25 | 6:58 |
| 9     | 8   | Kelly Arnold                 | Pleasant Valley     | 17:26 | 6:59 |
| 10    | 9   | Rachel Vazzi                 | Chatham Glenwood    | 17:33 | 7:01 |
| 11    | 10  | Deanna Kalamatas             | Schaumburg          | 17:34 | 7:02 |
| 12    |     | Brande Harmeson              | Danville H.S.       | 17:36 | 7:03 |
| 13    | 11  | Dana Swiss                   | Glenbard South      | 17:39 | 7:04 |
| 14    | 12  | Maria Galanis                | Carl Sandburg H.S.  | 17:39 | 7:04 |
| 15    | 13  | Amy Kauth                    | Carl Sandburg H.S.  | 17:39 | 7:04 |
| 16    |     | Elayna Fiene                 | Glenbard West       | 17:41 | 7:05 |
| 17    | 14  | Amy Webb                     | St Charles          | 17:43 | 7:05 |
| 18    |     | Marianne Thein               | Elmwood Park        | 17:43 | 7:06 |
| 19    | 15  | Chris Lia                    | Carl Sandburg H.S.  | 17:44 | 7:06 |
| 20    |     | Kristen Zimmer               | Decatur Eisenhower  | 17:45 | 7:06 |
| 21    | 16  | Stephanie Dobberfuhl         | St Charles          | 17:45 | 7:06 |
| 22    | 17  | Katie Good                   | Lake Forest         | 17:48 | 7:08 |
| 23    | 18  | Sarah Frisby                 | Carl Sandburg H.S.  | 17:56 | 7:11 |
| 24    |     | Rachel Lyons                 | Glenbard West       | 18:01 | 7:13 |
| 25    | 19  | Lindsay Mulder               | St Charles          | 18:08 | 7:15 |
| 26    | 20  | Lori Landacre                | Stephen Decatur     | 18:10 | 7:16 |
| 27    | 21  | Betsy Colburn                | Downers Grove North | 18:14 | 7:18 |
| 28    | 22  | Jenny Albertson              | Glenbard South      | 18:18 | 7:20 |
| 29    | 23  | Natalie Reeser               | U-High (Normal)     | 18:19 | 7:20 |
| 30    | 24  | Kim Priebe                   | Schaumburg          | 18:21 | 7:21 |
| 31    |     | Kelly Smith                  | Carl Sandburg H.S.  | 18:22 | 7:21 |
| 32    | 25  | Sara Glaser                  | St Charles          | 18:23 | 7:22 |
| 33    | 26  | Lauren Wiens                 | St Charles          | 18:25 | 7:22 |
| 34    |     | Teresa Craft                 | Glenbard West       | 18:27 | 7:23 |
| 35    |     | Rachel Johnson               | Moline              | 18:28 | 7:24 |
| 36    | 27  | Alison Kobiek                | Schaumburg          | 18:29 | 7:24 |
| 37    | 28  | Courtney Parker              | Downers Grove North | 18:29 | 7:24 |
| 38    |     | Jen Watters                  | Normal West         | 18:29 | 7:24 |
| 39    |     | Whitney Weber                | Danville H.S.       | 18:30 | 7:24 |
| 40    | 29  | Laura Peerenboom             | Downers Grove North | 18:31 | 7:25 |
| 41    | 30  | Jennifer Wood                | St Charles          | 18:37 | 7:27 |
| 42    |     | Katie Bregenzer              | Danville H.S.       | 18:38 | 7:27 |
| 43    |     | Stephany Desideri            | St Charles          | 18:40 | 7:28 |
| 44    | 31  | Amy Knebel                   | Lake Park H.S.      | 18:41 | 7:29 |
| 45    | 32  | Katherine Buck               | Glenbard South      | 18:42 | 7:29 |
| 46    |     | Cheri Kubitz                 | St Charles          | 18:43 | 7:29 |
| 47    |     | Kim Marinacci                | St Charles          | 18:44 | 7:30 |
| 48    | 33  | Lora Johnson                 | Chatham Glenwood    | 18:46 | 7:31 |
| 49    | 34  | Tasha Patterson              | Oswego H.S.         | 18:48 | 7:31 |
| 50    | 35  | Courtney Bennett             | Oregon              | 18:49 | 7:32 |
| 51    | 36  | Colleen Kuhlman              | Glenbard South      | 18:50 | 7:32 |
| 52    | 37  | Kim Bennett                  | Richwoods           | 18:53 | 7:34 |
| 53    |     | Julia Ewart                  | Springfield High    | 18:54 | 7:34 |
| 54    | 38  | Renee Koziol                 | Downers Grove North | 18:54 | 7:34 |
| 55    | 39  | Maura Flaherty               | Lake Forest         | 18:56 | 7:35 |
| 56    | 40  | Cat Gatewood                 | Lake Forest         | 18:56 | 7:35 |
| 57    | 41  | Alaree Gunville              | Chatham Glenwood    | 18:57 | 7:35 |
| 58    | 42  | Kristine Kaiser              | Richwoods           | 18:58 | 7:35 |
| 59    |     | Danielle Riebock             | St Charles          | 18:58 | 7:35 |
| 60    | 43  | Ashley Weaver                | Richwoods           | 18:59 | 7:36 |

NOTRE DAME INVITATIONAL  
CROSS COUNTRY - September 19, 1998

| Team  |     | Girls Junior Varsity 9:30 AM |                     |       |      |
|-------|-----|------------------------------|---------------------|-------|------|
| Place | Plc | Name                         | School              | Time  | Pace |
| 61    | 44  | Kim Snow                     | Oswego H.S.         | 18:59 | 7:36 |
| 62    | 45  | Harsha Patel                 | Downers Grove North | 19:00 | 7:36 |
| 63    | 46  | Nicole Fackler               | Downers Grove North | 19:02 | 7:37 |
| 64    | 47  | Arlene Yu                    | Downers Grove North | 19:05 | 7:38 |
| 65    |     | Jessica Corvo                | Downers Grove North | 19:06 | 7:39 |
| 66    | 48  | Jamie Epstein                | Richwoods           | 19:07 | 7:39 |
| 67    | 49  | Anne Burgmeier               | Pleasant Valley     | 19:08 | 7:39 |
| 68    | 50  | Erika Monday                 | Stephen Decatur     | 19:09 | 7:40 |
| 69    | 51  | Val Jones                    | Pleasant Valley     | 19:11 | 7:41 |
| 70    |     | Julie Alba                   | Sterling H.S.       | 19:11 | 7:41 |
| 71    |     | Krystal Fackler              | Downers Grove North | 19:12 | 7:41 |
| 72    |     | Delia Groshek                | St Ignatius         | 19:13 | 7:41 |
| 73    |     | Katie Flannery               | St Charles          | 19:13 | 7:42 |
| 74    | 52  | Gina Krajcovic               | Lake Park H.S.      | 19:16 | 7:43 |
| 75    | 53  | Emily Rowlands               | Geneseo             | 19:18 | 7:43 |
| 76    | 54  | Kate Hoffman                 | Schaumburg          | 19:18 | 7:44 |
| 77    | 55  | Erin Boviall                 | Oswego H.S.         | 19:19 | 7:44 |
| 78    |     | Aimee Deutsch                | St Charles          | 19:20 | 7:44 |
| 79    |     | Deyanna Lewis                | Lanphier            | 19:25 | 7:46 |
| 80    |     | Keyanne Lewis                | Lanphier            | 19:26 | 7:47 |
| 81    |     | Brittany Enriquez            | St Charles          | 19:28 | 7:48 |
| 82    | 56  | Krystal Gutierrez            | Normal Community    | 19:29 | 7:48 |
| 83    | 57  | Mary Blonder                 | Lake Forest         | 19:29 | 7:48 |
| 84    | 58  | Jessica Bantham              | U-High (Normal)     | 19:30 | 7:48 |
| 85    | 59  | Emily Oehlert                | Chatham Glenwood    | 19:30 | 7:48 |
| 86    | 60  | Beth Dietrich                | Oregon              | 19:37 | 7:51 |
| 87    |     | Nancy Beechy                 | Carl Sandburg H.S.  | 19:38 | 7:51 |
| 88    |     | Lindsey Anderson             | Carl Sandburg H.S.  | 19:38 | 7:52 |
| 89    | 61  | Emily Peng                   | U-High (Normal)     | 19:41 | 7:53 |
| 90    | 62  | Liz Mayeux                   | Lake Park H.S.      | 19:42 | 7:53 |
| 91    | 63  | Christina Craig              | Oswego H.S.         | 19:48 | 7:56 |
| 92    | 64  | Keersten Oteson              | Normal Community    | 19:50 | 7:56 |
| 93    | 65  | Nicole Klamundt              | Maine East H.S.     | 19:50 | 7:56 |
| 94    | 66  | Lisa Landacre                | Stephen Decatur     | 19:53 | 7:57 |
| 95    | 67  | Sarah Miller                 | Peoria Notre Dame   | 19:54 | 7:58 |
| 96    |     | Sue Sucharski                | Carl Sandburg H.S.  | 19:54 | 7:58 |
| 97    | 68  | Sara McMillen                | Richwoods           | 19:57 | 7:59 |
| 98    | 69  | Melissa Fuller               | Peoria Notre Dame   | 19:58 | 8:00 |
| 99    |     | Katty Heiple                 | East Peoria         | 19:59 | 8:00 |
| 100   |     | Kathryn Barnett              | Downers Grove North | 20:00 | 8:00 |
| 101   | 70  | Meghan Harl                  | Oswego H.S.         | 20:00 | 8:00 |
| 102   | 71  | Jorie Colbert                | Oregon              | 20:02 | 8:01 |
| 103   | 72  | Sheena Samuelson             | Richwoods           | 20:03 | 8:01 |
| 104   |     | Jenny Burcham                | Decatur Eisenhower  | 20:05 | 8:02 |
| 105   | 73  | Sara Bataglini               | Oregon              | 20:05 | 8:02 |
| 106   | 74  | Mollie Wiebmer               | Richwoods           | 20:07 | 8:03 |
| 107   | 75  | Niamh Condon                 | Glenbard South      | 20:07 | 8:03 |
| 108   | 76  | Jamie Jennings               | Maine East H.S.     | 20:09 | 8:04 |
| 109   | 77  | Jenny Vize                   | Pleasant Valley     | 20:09 | 8:04 |
| 110   |     | Janet Odgen                  | St Charles          | 20:10 | 8:04 |
| 111   | 78  | Kristen Shallow              | Oswego H.S.         | 20:10 | 8:04 |
| 112   | 79  | Sara Soden                   | Lake Park H.S.      | 20:11 | 8:05 |
| 113   |     | Nicole Lamaka                | Elmwood Park        | 20:14 | 8:06 |
| 114   |     | Alex Mastro                  | St Ignatius         | 20:15 | 8:06 |
| 115   | 80  | Kate Rutrough                | Normal Community    | 20:15 | 8:06 |
| 116   |     | Lesley Smith                 | Richwoods           | 20:16 | 8:07 |
| 117   |     | Marcy Notz                   | St Charles          | 20:17 | 8:07 |
| 118   |     | Jamie Pestien                | Richwoods           | 20:18 | 8:07 |
| 119   |     | Kelly Geary                  | Regina Dominican    | 20:18 | 8:08 |
| 120   |     | Lauren Young                 | Downers Grove North | 20:19 | 8:08 |

NOTRE DAME INVITATIONAL  
CROSS COUNTRY - September 19, 1998

| Place | Team Plc | Name                | School              | Time  | Pace |
|-------|----------|---------------------|---------------------|-------|------|
| 121   | 81       | Ashley Wilgus       | Lake Park H.S.      | 20:19 | 8:08 |
| 122   | 82       | Liz Tumminaro       | Lake Park H.S.      | 20:19 | 8:08 |
| 123   | 83       | Shannon Tompkins    | Oregon              | 20:20 | 8:08 |
| 124   |          | Nicole Justin       | St Charles          | 20:22 | 8:09 |
| 125   | 84       | Melissa Betts       | Pleasant Valley     | 20:23 | 8:09 |
| 126   | 85       | Ashleigh Brubaker   | Normal Community    | 20:23 | 8:10 |
| 127   |          | Emily Peck          | Richwoods           | 20:24 | 8:10 |
| 128   | 86       | Diana Pickard       | Lake Park H.S.      | 20:26 | 8:11 |
| 129   | 87       | Brigitte Bacarella  | Glenbard South      | 20:28 | 8:11 |
| 130   | 88       | Kristen Larson      | Pleasant Valley     | 20:28 | 8:12 |
| 131   |          | Ali Becker          | St Charles          | 20:29 | 8:12 |
| 132   |          | Laura Kutson        | Normal West         | 20:33 | 8:14 |
| 133   |          | Katie Gillespie     | Mt Vernon Twp H.S.  | 20:33 | 8:14 |
| 134   | 89       | Colleen O'Brien     | Peoria Notre Dame   | 20:34 | 8:14 |
| 135   | 90       | Myra Mann           | Stephen Decatur     | 20:34 | 8:14 |
| 136   | 91       | Ingrid Kenron       | Maine East H.S.     | 20:35 | 8:14 |
| 137   | 92       | Becka Butler        | Stephen Decatur     | 20:35 | 8:14 |
| 138   |          | Sara Lindner        | Normal West         | 20:36 | 8:15 |
| 139   | 93       | Stephanie Janke     | Peoria Notre Dame   | 20:36 | 8:15 |
| 140   |          | Kasey McDowell      | Moline              | 20:37 | 8:15 |
| 141   |          | Erin Scott          | Regina Dominican    | 20:37 | 8:15 |
| 142   | 94       | Rabiah Tahini       | Oswego H.S.         | 20:38 | 8:16 |
| 143   |          | Claire Kelly        | St Charles          | 20:39 | 8:16 |
| 144   |          | Chistine Grzych     | Downers Grove North | 20:40 | 8:16 |
| 145   |          | Kate Orloff         | Richwoods           | 20:42 | 8:17 |
| 146   |          | Kait Rauch          | St Charles          | 20:43 | 8:18 |
| 147   |          | Megan Redfearn      | St Ignatius         | 20:45 | 8:18 |
| 148   |          | Samantha Singer     | Urbana              | 20:45 | 8:18 |
| 149   |          | Makesha Johnson     | Mt Vernon Twp H.S.  | 20:47 | 8:19 |
| 150   | 95       | Darcy McCanless     | Glenbard South      | 20:49 | 8:20 |
| 151   |          | Maggie Moss         | St Ignatius         | 20:50 | 8:20 |
| 152   |          | Jessica Lynch       | Lake Park H.S.      | 20:51 | 8:21 |
| 153   | 96       | Lisa Ekle           | Chatham Glenwood    | 20:52 | 8:21 |
| 154   | 97       | Trina Catton        | Peoria Notre Dame   | 20:52 | 8:21 |
| 155   | 98       | Katherine Oehlert   | Chatham Glenwood    | 20:53 | 8:22 |
| 156   | 99       | Celeste Radosevich  | Peoria Notre Dame   | 20:54 | 8:22 |
| 157   |          | Crystal Seitz       | Downers Grove North | 20:54 | 8:22 |
| 158   |          | Melissa Kutil       | Urbana              | 21:01 | 8:25 |
| 159   | 100      | Amber Murphy        | Centennial          | 21:04 | 8:26 |
| 160   | 101      | Michelle Hill       | Centennial          | 21:04 | 8:26 |
| 161   | 102      | Maxine Thomas       | Maine East H.S.     | 21:05 | 8:26 |
| 162   |          | Laura Osland        | St Charles          | 21:05 | 8:26 |
| 163   |          | Lauren Vandermar    | Downers Grove North | 21:06 | 8:27 |
| 164   |          | Margaret O'Leary    | St Charles          | 21:06 | 8:27 |
| 165   |          | Shilpa Raju         | Richwoods           | 21:08 | 8:28 |
| 166   |          | Erika Stadd         | East Peoria         | 21:10 | 8:28 |
| 167   |          | Michelle Greene     | Lake Park H.S.      | 21:11 | 8:29 |
| 168   | 103      | Megan Griffith      | Centennial          | 21:12 | 8:29 |
| 169   |          | Megan Wienberg      | Lake Park H.S.      | 21:13 | 8:30 |
| 170   |          | Sarah August        | St Charles          | 21:14 | 8:30 |
| 171   |          | Emily Hallaren      | Downers Grove North | 21:15 | 8:30 |
| 172   | 104      | Angela Dries        | Peoria Notre Dame   | 21:15 | 8:30 |
| 173   |          | Jenny Sell          | Richwoods           | 21:20 | 8:32 |
| 174   | 105      | Jaime Gunnison      | Geneseo             | 21:22 | 8:33 |
| 175   |          | Sasha Bertrand      | Richwoods           | 21:24 | 8:34 |
| 176   |          | Emily Proffitt      | Sterling H.S.       | 21:28 | 8:35 |
| 177   | 106      | Megan Irish         | Geneseo             | 21:33 | 8:37 |
| 178   |          | Nicole Vanderheyden | St Charles          | 21:34 | 8:38 |
| 179   |          | Katherine Menke     | Downers Grove North | 21:35 | 8:38 |
| 180   | 107      | Alexis Bair         | U-High (Normal)     | 21:36 | 8:39 |

NOTRE DAME INVITATIONAL  
CROSS COUNTRY - September 19, 1998

| Place | Team Plc | Name                       | School               | Time  | Pace  |
|-------|----------|----------------------------|----------------------|-------|-------|
| 181   |          | Jessica Hoskins            | Downers Grove North  | 21:37 | 8:39  |
| 182   |          | Jessica Majewski           | Downers Grove North  | 21:38 | 8:39  |
| 183   |          | Lissa Taujenis             | St Charles           | 21:40 | 8:40  |
| 184   |          | Rebekah Osborn             | Richwoods            | 21:42 | 8:41  |
| 185   |          | Stephanie Maloof           | Richwoods            | 21:43 | 8:41  |
| 186   |          | Lauren Brink               | St Charles           | 21:43 | 8:42  |
| 187   |          | Cecilia Ryan               | Peoria Notre Dame    | 21:45 | 8:42  |
| 188   |          | Eleonora Llort             | Downers Grove North  | 21:46 | 8:43  |
| 189   | 108      | Becky Skaggs               | U-High (Normal)      | 21:47 | 8:43  |
| 190   |          | Erin Davlin                | Sacred Heart/Griffin | 21:47 | 8:43  |
| 191   |          | Marissa Randle             | Peoria Notre Dame    | 21:48 | 8:43  |
| 192   | 109      | Joy Nelligan               | Centennial           | 21:52 | 8:45  |
| 193   | 110      | Jessica Wells              | Normal Community     | 21:53 | 8:45  |
| 194   | 111      | Caroline Manley            | Lake Forest          | 21:54 | 8:46  |
| 195   |          | Kristi Broms               | Chatham Glenwood     | 21:57 | 8:47  |
| 196   | 112      | Erin Schneider             | Geneseo              | 21:59 | 8:48  |
| 197   | 113      | Kristen Hannel             | Pleasant Valley      | 21:59 | 8:48  |
| 198   | 114      | Amber Jalnke               | Normal Community     | 22:04 | 8:50  |
| 199   |          | Megan Gray                 | Downers Grove North  | 22:05 | 8:50  |
| 200   |          | Kate Robinson              | Olympia              | 22:08 | 8:52  |
| 201   |          | Erin Wendle                | Richwoods            | 22:09 | 8:52  |
| 202   |          | Lynn Wilkison              | Pleasant Valley      | 22:13 | 8:53  |
| 203   |          | Tara Yoder                 | Olympia              | 22:27 | 8:59  |
| 204   |          | Jennifer Keogh             | Downers Grove North  | 22:30 | 9:00  |
| 205   | 115      | Amber Pettenger            | Centennial           | 22:33 | 9:02  |
| 206   |          | Megan Kupisch              | Downers Grove North  | 22:36 | 9:03  |
| 207   |          | Missy Kohlhagen            | St Charles           | 22:38 | 9:03  |
| 208   |          | Michelle Braddock          | St Charles           | 22:44 | 9:06  |
| 209   | 116      | Alissa Stauffer            | Nazareth Academy     | 22:49 | 9:08  |
| 210   |          | Kelly Wolfram              | Downers Grove North  | 22:51 | 9:09  |
| 211   |          | Leanne Dalpiaz             | Peoria Notre Dame    | 22:55 | 9:10  |
| 212   | 117      | Olivera Bojie              | Maine East H.S.      | 22:55 | 9:10  |
| 213   | 118      | Sarah Nourie               | Normal Community     | 22:58 | 9:12  |
| 214   |          | Nikki Steenrod             | Richwoods            | 22:59 | 9:12  |
| 215   |          | Kate Pripusich-Shenkiewicz | Regina Dominican     | 23:07 | 9:15  |
| 216   |          | Kim Johnson                | St Charles           | 23:10 | 9:16  |
| 217   | 119      | Rachel Pobanz              | Geneseo              | 23:11 | 9:17  |
| 218   |          | Katie Washburn             | Sacred Heart/Griffin | 23:14 | 9:18  |
| 219   | 120      | Kari Cooke                 | Centennial           | 23:22 | 9:21  |
| 220   |          | Tiffany Bulliner           | Normal Community     | 23:23 | 9:22  |
| 221   |          | Nicole Skowronski          | Regina Dominican     | 23:27 | 9:23  |
| 222   |          | Ryanne Folck               | Peoria Notre Dame    | 23:29 | 9:24  |
| 223   |          | Elizabeth Leary            | Downers Grove North  | 23:32 | 9:25  |
| 224   |          | Jennifer Powers            | Richwoods            | 23:35 | 9:26  |
| 225   | 121      | Kte Perek                  | Nazareth Academy     | 23:37 | 9:27  |
| 226   |          | Rachel Baer                | Richwoods            | 23:37 | 9:27  |
| 227   | 122      | Kristina Blankenfeld       | Geneseo              | 23:41 | 9:29  |
| 228   | 123      | Lindsay Beck-Moskowitz     | Lake Forest          | 23:44 | 9:30  |
| 229   |          | Carrie Gerardi             | Downers Grove North  | 23:50 | 9:32  |
| 230   |          | Kelly Cushing              | Peoria Notre Dame    | 23:52 | 9:33  |
| 231   | 124      | Heather Weber              | Nazareth Academy     | 24:14 | 9:42  |
| 232   |          | Stephanie Feid             | Lake Park H.S.       | 24:23 | 9:45  |
| 233   |          | Tara Kenny                 | Peoria Notre Dame    | 24:42 | 9:53  |
| 234   | 125      | Wendy Fulton               | U-High (Normal)      | 24:47 | 9:55  |
| 235   |          | Amra Klempic               | Downers Grove North  | 25:08 | 10:04 |
| 236   |          | Katherine Rios             | Downers Grove North  | 25:18 | 10:07 |
| 237   |          | Mary Harn                  | Peoria Notre Dame    | 25:30 | 10:12 |
| 238   | 126      | Jessica Duke               | Maine East H.S.      | 25:33 | 10:14 |
| 239   |          | Christine Ross             | St Charles           | 25:44 | 10:18 |
| 240   | 127      | Karen Gski                 | Maine East H.S.      | 26:02 | 10:25 |



NOTRE DAME INVITATIONAL  
CROSS COUNTRY - September 19, 1998

| Place | Team Plc | Name               | School              | Girls Junior Varsity 9:30 AM<br>Time | Pace  |
|-------|----------|--------------------|---------------------|--------------------------------------|-------|
| 241   | 128      | Kim Kaiser         | Nazareth Academy    | 26:08                                | 10:27 |
| 242   |          | Melinda Bozych     | Downers Grove North | 26:10                                | 10:28 |
| 243   |          | Chantalle Chahine  | Peoria Notre Dame   | 26:13                                | 10:30 |
| 244   | 129      | Jennifer Aparicio  | Nazareth Academy    | 28:26                                | 11:23 |
| 245   | 130      | Kate Graham-McHugh | Nazareth Academy    | 28:45                                | 11:30 |
| 246   | 131      | Heidi Neuzil       | Nazareth Academy    | 29:05                                | 11:38 |

NOTRE DAME INVITATIONAL  
 CROSS COUNTRY - September 19, 1998  
 Girls Fr/So Team Results 9:00AM

|                       |  |    |    |    |    |       |       |   |     |
|-----------------------|--|----|----|----|----|-------|-------|---|-----|
| 1. St Charles         | 2  | 5  | 7  | 10 | 14 | (20)  | (33)  | = | 38  |
|                       | Wampach, Tetzlaff, Kaknes, Bernard,<br>Janci, Roberts, Smith         |    |    |    |    |       |       |   |     |
| 2. Palatine           | 3  | 13 | 17 | 18 | 21 | (23)  | (25)  | = | 72  |
|                       | VanderHeyden, Falardeau, Wojtysiak, Liu,<br>Lancaster, Munce, Riskin |    |    |    |    |       |       |   |     |
| 3. St Ignatius        | 11   | 22 | 24 | 29 | 30 | (41)  | (43)  | = | 116 |
|                       | Bylina, Noonan, Noone, Shay,<br>Donnelly, Miller, Lowry              |    |    |    |    |       |       |   |     |
| 4. U-High (Normal)    | 4  | 6  | 34 | 50 | 51 | (62)  | (76)  | = | 145 |
|                       | Campos, Riehl, Gleason, Cunningham,<br>Oliver, West, Wiese           |    |    |    |    |       |       |   |     |
| 5. Carl Sandburg H.S. | 15   | 28 | 35 | 37 | 38 | (46)  | (55)  | = | 153 |
|                       | Arguilla, Han, Groark, Lia,<br>Peterman, Kopeikin, Bretl             |    |    |    |    |       |       |   |     |
| 6. Richwoods          | 12   | 31 | 36 | 52 | 53 | (67)  | (70)  | = | 184 |
|                       | Maloof, Altorfer, Lindsey, Brubaker,<br>Mathis, Moos, Paul           |    |    |    |    |       |       |   |     |
| 7. Peoria Notre Dame  | 8  | 27 | 40 | 56 | 68 | (73)  | (89)  | = | 199 |
|                       | Clay, Elbert, Barr, Smith,<br>Witt, Radosevich, Cassidy              |    |    |    |    |       |       |   |     |
| 8. Geneseo            | 16   | 42 | 45 | 57 | 64 | (83)  | (87)  | = | 224 |
|                       | Sallon, Skelton, Reagin, Johnson,<br>Knapp, Wiedenhoeft, Terronez    |    |    |    |    |       |       |   |     |
| 9. Hinsdale Central   | 19   | 47 | 49 | 61 | 63 | (65)  | (88)  | = | 239 |
|                       | Laux, Martino, Hickey, Callahan,<br>Gitells, Mahendra, Carey         |    |    |    |    |       |       |   |     |
| 10. Pleasant Valley   | 32   | 39 | 48 | 58 | 66 | (94)  | (100) | = | 243 |
|                       | Ballou, Ator, Rebitzer, Rheinhardt,<br>Shadle, Blunk, Miller         |    |    |    |    |       |       |   |     |
| 11. Centennial        | 9  | 59 | 69 | 71 | 74 | (90)  |       | = | 282 |
|                       | Smith, Kranz, LeVanti, Mirell,<br>Bass, Burch                        |    |    |    |    |       |       |   |     |
| 12. Nazareth Academy  | 1  | 54 | 78 | 82 | 95 | (102) | (103) | = | 310 |
|                       | Clune, Petzold, McNichols, Panek,<br>Joyce, Kras, Kerke              |    |    |    |    |       |       |   |     |
| 13. Maine East H.S.   | 26   | 44 | 86 | 93 | 98 | (99)  | (101) | = | 347 |
|                       | Lahnn, Huang, Shin, Ishqya,<br>Patel, Kuish, Park                    |    |    |    |    |       |       |   |     |
| 14. Salem H.S.        | 60   | 72 | 77 | 79 | 81 | (91)  | (92)  | = | 369 |
|                       | Crompton, Brough, Clutter, Minton,<br>Larimer, Hawkins, Watteket     |    |    |    |    |       |       |   |     |
| 15. Sterling H.S.     | 75   | 80 | 84 | 85 | 96 | (97)  |       | = | 420 |
|                       | Alba, Marruffo, Gardner, Salazar,<br>Tate, Wills                     |    |    |    |    |       |       |   |     |

NOTRE DAME INVITATIONAL  
CROSS COUNTRY - September 19, 1998

| Place | Team Plc | Name                  | School             | Girls Fresh/Soph | 9:00 AM | Time  | Pace |
|-------|----------|-----------------------|--------------------|------------------|---------|-------|------|
| 1     | 1        | Katie Clune           | Nazareth Academy   |                  |         | 15:51 | 6:21 |
| 2     | 2        | Christine Wampach     | St Charles         |                  |         | 16:10 | 6:28 |
| 3     | 3        | Samantha VanderHeyden | Palatine           |                  |         | 16:27 | 6:35 |
| 4     | 4        | Lindsey Campos        | U-High (Normal)    |                  |         | 16:31 | 6:37 |
| 5     | 5        | Kelly Tetlzaff        | St Charles         |                  |         | 16:37 | 6:39 |
| 6     | 6        | Emily Riehl           | U-High (Normal)    |                  |         | 16:41 | 6:41 |
| 7     |          | Joanne Capparelle     | Lanphier           |                  |         | 16:49 | 6:44 |
| 8     | 7        | Abbey Kaknes          | St Charles         |                  |         | 16:52 | 6:45 |
| 9     | 8        | Morgan Clay           | Peoria Notre Dame  |                  |         | 16:53 | 6:46 |
| 10    | 9        | Roisin Smith          | Centennial         |                  |         | 17:00 | 6:48 |
| 11    |          | Jessica Decker        | Lanphier           |                  |         | 17:01 | 6:49 |
| 12    | 10       | Jenny Bernard         | St Charles         |                  |         | 17:02 | 6:49 |
| 13    | 11       | Maureen Bylina        | St Ignatius        |                  |         | 17:06 | 6:51 |
| 14    | 12       | Molly Maloof          | Richwoods          |                  |         | 17:09 | 6:52 |
| 15    | 13       | Celeste Falardeau     | Palatine           |                  |         | 17:12 | 6:53 |
| 16    | 14       | Michelle Janci        | St Charles         |                  |         | 17:15 | 6:54 |
| 17    | 15       | Lauren Arguilla       | Carl Sandburg H.S. |                  |         | 17:22 | 6:57 |
| 18    | 16       | Nicki Sallon          | Geneseo            |                  |         | 17:25 | 6:58 |
| 19    | 17       | Liz Wojtysiak         | Palatine           |                  |         | 17:26 | 6:59 |
| 20    | 18       | Allison Liu           | Palatine           |                  |         | 17:26 | 6:59 |
| 21    | 19       | Kathy Laux            | Hinsdale Central   |                  |         | 17:30 | 7:00 |
| 22    | 20       | Maggie Roberts        | St Charles         |                  |         | 17:31 | 7:01 |
| 23    | 21       | Marissa Lancaster     | Palatine           |                  |         | 17:33 | 7:02 |
| 24    | 22       | Molly Noonan          | St Ignatius        |                  |         | 17:33 | 7:02 |
| 25    | 23       | Michelle Munce        | Palatine           |                  |         | 17:34 | 7:02 |
| 26    | 24       | Katie Noone           | St Ignatius        |                  |         | 17:35 | 7:02 |
| 27    | 25       | Stephanie Riskin      | Palatine           |                  |         | 17:37 | 7:03 |
| 28    |          | Amber Winn            | St Joseph-Ogden    |                  |         | 17:40 | 7:04 |
| 29    | 26       | Elaine Lahnn          | Maine East H.S.    |                  |         | 17:42 | 7:05 |
| 30    | 27       | Brooke Elbert         | Peoria Notre Dame  |                  |         | 17:51 | 7:09 |
| 31    | 28       | Stephanie Han         | Carl Sandburg H.S. |                  |         | 17:53 | 7:09 |
| 32    | 29       | Carrie Shay           | St Ignatius        |                  |         | 17:55 | 7:10 |
| 33    | 30       | Elizabeth Donnelly    | St Ignatius        |                  |         | 17:56 | 7:11 |
| 34    |          | Crystal Thezan        | Elmwood Park       |                  |         | 17:56 | 7:11 |
| 35    | 31       | Nancy Altorfer        | Richwoods          |                  |         | 17:59 | 7:12 |
| 36    | 32       | Jessica Ballou        | Pleasant Valley    |                  |         | 18:00 | 7:12 |
| 37    | 33       | Lauren Smith          | St Charles         |                  |         | 18:00 | 7:12 |
| 38    | 34       | Annie Gleason         | U-High (Normal)    |                  |         | 18:01 | 7:13 |
| 39    | 35       | Mary Groark           | Carl Sandburg H.S. |                  |         | 18:03 | 7:14 |
| 40    | 36       | Stephanie Lindsey     | Richwoods          |                  |         | 18:05 | 7:14 |
| 41    | 37       | Erin Lia              | Carl Sandburg H.S. |                  |         | 18:07 | 7:15 |
| 42    | 38       | Liz Peterman          | Carl Sandburg H.S. |                  |         | 18:08 | 7:16 |
| 43    | 39       | Ashley Ator           | Pleasant Valley    |                  |         | 18:09 | 7:16 |
| 44    | 40       | Gretchen Barr         | Peoria Notre Dame  |                  |         | 18:13 | 7:17 |
| 45    | 41       | Meg Miller            | St Ignatius        |                  |         | 18:13 | 7:17 |
| 46    | 42       | Karin Skelton         | Geneseo            |                  |         | 18:15 | 7:18 |
| 47    |          | Shawna Barbee         | St Joseph-Ogden    |                  |         | 18:15 | 7:18 |
| 48    | 43       | Kathryn Lowry         | St Ignatius        |                  |         | 18:18 | 7:20 |
| 49    | 44       | Laura Huang           | Maine East H.S.    |                  |         | 18:20 | 7:20 |
| 50    | 45       | Kari Reagin           | Geneseo            |                  |         | 18:21 | 7:21 |
| 51    | 46       | Joy Kopeikin          | Carl Sandburg H.S. |                  |         | 18:21 | 7:21 |
| 52    | 47       | Megan Martino         | Hinsdale Central   |                  |         | 18:22 | 7:21 |
| 53    | 48       | Christa Rebitzer      | Pleasant Valley    |                  |         | 18:23 | 7:22 |
| 54    | 49       | Marisa Hickey         | Hinsdale Central   |                  |         | 18:24 | 7:22 |
| 55    | 50       | Erin Cunningham       | U-High (Normal)    |                  |         | 18:24 | 7:22 |
| 56    | 51       | Nancy Oliver          | U-High (Normal)    |                  |         | 18:25 | 7:22 |
| 57    | 52       | Morgan Brubaker       | Richwoods          |                  |         | 18:27 | 7:23 |
| 58    | 53       | Jennie Mathis         | Richwoods          |                  |         | 18:29 | 7:24 |
| 59    | 54       | Eileen Petzold        | Nazareth Academy   |                  |         | 18:31 | 7:25 |
| 60    | 55       | Emily Bretl           | Carl Sandburg H.S. |                  |         | 18:32 | 7:25 |

NOTRE DAME INVITATIONAL  
 CROSS COUNTRY - September 19, 1998

| Place | Team Plc | Name                 | School            | Girls Fresh/Soph | 9:00 AM | Time  | Pace  |
|-------|----------|----------------------|-------------------|------------------|---------|-------|-------|
| ===== | =====    | =====                | =====             | =====            | =====   | ===== | ===== |
| 61    | 56       | Amy Smith            | Peoria Notre Dame |                  |         | 18:33 | 7:25  |
| 62    | 57       | Jann Johnson         | Geneseo           |                  |         | 18:37 | 7:27  |
| 63    | 58       | Andrea Rheinhardt    | Pleasant Valley   |                  |         | 18:37 | 7:27  |
| 64    | 59       | Christine Kranz      | Centennial        |                  |         | 18:39 | 7:28  |
| 65    | 60       | Ashley Crompton      | Salem H.S.        |                  |         | 18:40 | 7:28  |
| 66    | 61       | Paige Callahan       | Hinsdale Central  |                  |         | 18:42 | 7:29  |
| 67    | 62       | Mariam West          | U-High (Normal)   |                  |         | 18:42 | 7:29  |
| 68    | 63       | Sarah Gitells        | Hinsdale Central  |                  |         | 18:44 | 7:30  |
| 69    | 64       | Irene Knapp          | Geneseo           |                  |         | 18:46 | 7:31  |
| 70    |          | Emily Johnson        | Moline            |                  |         | 18:49 | 7:32  |
| 71    | 65       | Jacquelyn Mahendra   | Hinsdale Central  |                  |         | 18:50 | 7:32  |
| 72    | 66       | Jennifer Shadle      | Pleasant Valley   |                  |         | 18:52 | 7:33  |
| 73    | 67       | Andrienne Moos       | Richwoods         |                  |         | 18:55 | 7:34  |
| 74    | 68       | Jenny Witt           | Peoria Notre Dame |                  |         | 18:58 | 7:35  |
| 75    | 69       | Kristie LeVanti      | Centennial        |                  |         | 18:58 | 7:36  |
| 76    | 70       | Megan Paul           | Richwoods         |                  |         | 18:59 | 7:36  |
| 77    | 71       | Allison Mirell       | Centennial        |                  |         | 19:01 | 7:37  |
| 78    | 72       | Kristin Brough       | Salem H.S.        |                  |         | 19:02 | 7:37  |
| 79    | 73       | Bridgitte Radosevich | Peoria Notre Dame |                  |         | 19:03 | 7:37  |
| 80    | 74       | Alex Bass            | Centennial        |                  |         | 19:03 | 7:37  |
| 81    |          | Jocelyn Chase        | Dixon             |                  |         | 19:12 | 7:41  |
| 82    | 75       | Calistra Alba        | Sterling H.S.     |                  |         | 19:13 | 7:41  |
| 83    | 76       | Erin Wiese           | U-High (Normal)   |                  |         | 19:15 | 7:42  |
| 84    | 77       | Cassie Clutter       | Salem H.S.        |                  |         | 19:15 | 7:42  |
| 85    | 78       | Sarah McNichols      | Nazareth Academy  |                  |         | 19:16 | 7:43  |
| 86    | 79       | Kim Minton           | Salem H.S.        |                  |         | 19:17 | 7:43  |
| 87    | 80       | Rachel Marruffo      | Sterling H.S.     |                  |         | 19:17 | 7:43  |
| 88    | 81       | Anna Larimer         | Salem H.S.        |                  |         | 19:20 | 7:44  |
| 89    |          | Jaci Boss            | Dixon             |                  |         | 19:20 | 7:44  |
| 90    |          | Amanda Bouvet        | Lanphier          |                  |         | 19:22 | 7:45  |
| 91    | 82       | Lindsay Panek        | Nazareth Academy  |                  |         | 19:25 | 7:46  |
| 92    | 83       | Krista Wiedenhoef    | Geneseo           |                  |         | 19:27 | 7:47  |
| 93    | 84       | Krista Gardner       | Sterling H.S.     |                  |         | 19:29 | 7:48  |
| 94    | 85       | Layla Salazar        | Sterling H.S.     |                  |         | 19:33 | 7:50  |
| 95    | 86       | Eliane Shin          | Maine East H.S.   |                  |         | 19:37 | 7:51  |
| 96    | 87       | Mary Terronez        | Geneseo           |                  |         | 19:38 | 7:52  |
| 97    |          | Jackie Carroll       | Pontiac Twp. H.S. |                  |         | 19:40 | 7:52  |
| 98    | 88       | Anna Carey           | Hinsdale Central  |                  |         | 19:40 | 7:52  |
| 99    | 89       | Birdie Cassidy       | Peoria Notre Dame |                  |         | 19:46 | 7:55  |
| 100   |          | Amanda Ragon         | East Peoria       |                  |         | 19:47 | 7:55  |
| 101   | 90       | Libby Burch          | Centennial        |                  |         | 19:48 | 7:56  |
| 102   | 91       | Meghan Hawkins       | Salem H.S.        |                  |         | 19:49 | 7:56  |
| 103   |          | Emily Melick         | Olympia           |                  |         | 19:54 | 7:58  |
| 104   |          | Ashley McElwee       | St Joseph-Ogden   |                  |         | 19:58 | 8:00  |
| 105   |          | Becky Prokop         | Pontiac Twp. H.S. |                  |         | 20:00 | 8:00  |
| 106   |          | Kristin Nolen        | Mt Zion H.S.      |                  |         | 20:08 | 8:04  |
| 107   |          | Amanda York          | Moline            |                  |         | 20:19 | 8:08  |
| 108   |          | Melissa Vargas       | Elmwood Park      |                  |         | 20:20 | 8:08  |
| 109   |          | Mary Knoblauch       | Pontiac Twp. H.S. |                  |         | 20:22 | 8:09  |
| 110   |          | Natalie Bencini      | Dixon             |                  |         | 20:23 | 8:09  |
| 111   | 92       | Jolene Wattek        | Salem H.S.        |                  |         | 20:24 | 8:10  |
| 112   | 93       | Jackie Ishqya        | Maine East H.S.   |                  |         | 20:31 | 8:13  |
| 113   |          | Lindsey Levan        | Dixon             |                  |         | 20:33 | 8:13  |
| 114   |          | Lindsay Runyon       | Pontiac Twp. H.S. |                  |         | 20:53 | 8:21  |
| 115   |          | Kim Dixon            | Regina Dominican  |                  |         | 20:59 | 8:24  |
| 116   | 94       | Allison Blunk        | Pleasant Valley   |                  |         | 21:21 | 8:33  |
| 117   | 95       | Sarah Joyce          | Nazareth Academy  |                  |         | 21:22 | 8:33  |
| 118   |          | Angie Tackett        | Olympia           |                  |         | 21:22 | 8:33  |
| 119   | 96       | Carlissa Tate        | Sterling H.S.     |                  |         | 21:32 | 8:37  |
| 120   |          | Rachel Volk          | Lanphier          |                  |         | 21:38 | 8:39  |

NOTRE DAME INVITATIONAL  
CROSS COUNTRY - September 19, 1998

| Place | Team Plc | Name              | School           | Girls Fresh/Soph | 9:00 AM | Time  | Pace |
|-------|----------|-------------------|------------------|------------------|---------|-------|------|
| 121   |          | Melissa Co        | Regina Dominican |                  |         | 21:43 | 8:42 |
| 122   | 97       | Dawn Wills        | Sterling H.S.    |                  |         | 21:46 | 8:43 |
| 123   |          | Maria Marro       | Regina Dominican |                  |         | 21:47 | 8:43 |
| 124   | 98       | Rachna Patel      | Maine East H.S.  |                  |         | 21:51 | 8:45 |
| 125   | 99       | Anna Kuish        | Maine East H.S.  |                  |         | 22:02 | 8:49 |
| 126   | 100      | Kelli Miller      | Pleasant Valley  |                  |         | 22:11 | 8:53 |
| 127   |          | Sara Forrer       | East Peoria      |                  |         | 22:49 | 9:08 |
| 128   |          | Erin Calandriello | Regina Dominican |                  |         | 22:51 | 9:09 |
| 129   |          | Beth Birky        | Olympia          |                  |         | 22:54 | 9:10 |
| 130   | 101      | Joyce Park        | Maine East H.S.  |                  |         | 22:57 | 9:11 |
| 131   | 102      | Carolyn Kras      | Nazareth Academy |                  |         | 23:23 | 9:21 |
| 132   | 103      | Katie Kerke       | Nazareth Academy |                  |         | 23:30 | 9:24 |
| 133   |          | Amanda Menson     | East Peoria      |                  |         | 23:44 | 9:30 |

NOTRE DAME INVITATIONAL  
CROSS COUNTRY - September 19, 1998

|       |          | Boys Junior Varsity 10:30 AM |                      |       |      |
|-------|----------|------------------------------|----------------------|-------|------|
| Place | Team Plc | Name                         | School               | Time  | Pace |
| 1     | 1        | Bob Pawlowski-Lang           | Downers Grove North  | 16:31 | 5:31 |
| 2     | 2        | Brian Saetre                 | Palatine             | 16:40 | 5:34 |
| 3     | 3        | Daniel Pokin                 | Downers Grove North  | 16:58 | 5:40 |
| 4     | 4        | Justin Bennett               | Schaumburg           | 17:00 | 5:40 |
| 5     | 5        | Sean Rafferty                | Schaumburg           | 17:02 | 5:41 |
| 6     | 6        | Carlos Aguilar               | Lake Park H.S.       | 17:04 | 5:42 |
| 7     | 7        | Scott Gregersen              | Palatine             | 17:05 | 5:42 |
| 8     | 8        | David Larson                 | Lyons Township       | 17:06 | 5:42 |
| 9     |          | Marc Grigas                  | Carl Sandburg H.S.   | 17:09 | 5:43 |
| 10    | 9        | Preston Tillstrom            | Schaumburg           | 17:10 | 5:44 |
| 11    | 10       | Jason Macklis                | Schaumburg           | 17:13 | 5:45 |
| 12    |          | Joel Matthiesen              | O.P.R.F.H.S.         | 17:14 | 5:45 |
| 13    | 11       | Philip LePeau                | Downers Grove North  | 17:19 | 5:47 |
| 14    | 12       | Marc Bozych                  | Downers Grove North  | 17:20 | 5:47 |
| 15    | 13       | Chris Durkin                 | Downers Grove North  | 17:22 | 5:48 |
| 16    | 14       | David Micevic                | Downers Grove North  | 17:25 | 5:49 |
| 17    | 15       | Mike Elwood                  | Lyons Township       | 17:26 | 5:49 |
| 18    | 16       | Brian Battle                 | Lyons Township       | 17:29 | 5:50 |
| 19    | 17       | Chris Pusinelli              | Lyons Township       | 17:34 | 5:52 |
| 20    |          | Den Sitinsako                | O.P.R.F.H.S.         | 17:39 | 5:53 |
| 21    | 18       | Timothy Long                 | Downers Grove North  | 17:40 | 5:54 |
| 22    |          | Gregory Dubs                 | Downers Grove North  | 17:44 | 5:55 |
| 23    | 19       | Adam Beagley                 | Lake Park H.S.       | 17:46 | 5:56 |
| 24    | 20       | Jim Adamczyk                 | Lyons Township       | 17:47 | 5:56 |
| 25    |          | Will Robinson                | Pontiac Twp. H.S.    | 17:48 | 5:56 |
| 26    | 21       | Adam Sitton                  | Chatham Glenwood     | 17:49 | 5:57 |
| 27    |          | Christopher Wolf             | Downers Grove North  | 17:52 | 5:58 |
| 28    |          | Scott Ensign                 | Downers Grove North  | 17:53 | 5:58 |
| 29    | 22       | Josh Fleming                 | Geneseo              | 17:56 | 5:59 |
| 30    |          | Gerardo Borjon               | Berwyn (Morton)      | 17:56 | 5:59 |
| 31    | 23       | John Knowles                 | Lyons Township       | 17:57 | 5:59 |
| 32    | 24       | John Green                   | Chatham Glenwood     | 17:59 | 6:00 |
| 33    |          | Jay Lavieri                  | Carl Sandburg H.S.   | 18:01 | 6:01 |
| 34    | 25       | Bobby Ristau                 | Geneseo              | 18:02 | 6:01 |
| 35    |          | William Chlulmsky            | Downers Grove North  | 18:06 | 6:02 |
| 36    | 26       | Conor Kain                   | Salem H.S.           | 18:07 | 6:03 |
| 37    | 27       | Rich Luers                   | Chatham Glenwood     | 18:08 | 6:03 |
| 38    |          | Andy Hubner                  | Stephen Decatur      | 18:10 | 6:04 |
| 39    | 28       | Eric Geschuk                 | Lake Park H.S.       | 18:10 | 6:04 |
| 40    | 29       | Aaron King                   | Schaumburg           | 18:11 | 6:04 |
| 41    | 30       | Adam McClelland              | Salem H.S.           | 18:12 | 6:04 |
| 42    | 31       | Ben Hofmann                  | Lyons Township       | 18:20 | 6:07 |
| 43    |          | Paul Kim                     | Conant               | 18:20 | 6:07 |
| 44    | 32       | Justin Collins               | Olympia              | 18:23 | 6:08 |
| 45    |          | Tom Mathis                   | St Joseph-Ogden      | 18:25 | 6:09 |
| 46    |          | Brian Liedtke                | Downers Grove North  | 18:26 | 6:09 |
| 47    | 33       | Matt Travis                  | Geneseo              | 18:30 | 6:10 |
| 48    |          | Brian Ahsell                 | Liberty              | 18:30 | 6:10 |
| 49    | 34       | Aaron Tietz                  | Decatur Eisenhower   | 18:34 | 6:12 |
| 50    |          | Gerald Hlinsky               | Downers Grove North  | 18:34 | 6:12 |
| 51    |          | Brett Obert                  | Liberty              | 18:35 | 6:12 |
| 52    | 35       | Joseph Baumgartner           | Palatine             | 18:35 | 6:12 |
| 53    |          | David Dompke                 | Conant               | 18:35 | 6:12 |
| 54    | 36       | Josh Watson                  | Sacred Heart/Griffin | 18:36 | 6:12 |
| 55    | 37       | Billy Moylan                 | Pleasant Valley      | 18:37 | 6:13 |
| 56    |          | Steven Racay                 | Downers Grove North  | 18:37 | 6:13 |
| 57    |          | Keith Voogd                  | Downers Grove North  | 18:37 | 6:13 |
| 58    | 38       | Aaron Mahaffey               | Olympia              | 18:37 | 6:13 |
| 59    | 39       | Micah Mulvany                | Salem H.S.           | 18:38 | 6:13 |
| 60    | 40       | Curt Buckles                 | Pleasant Valley      | 18:38 | 6:13 |

NOTRE DAME INVITATIONAL  
CROSS COUNTRY - September 19, 1998

| Place | Team Plc | Name                | School               | Boys Junior Varsity 10:30 AM<br>Time | Pace |
|-------|----------|---------------------|----------------------|--------------------------------------|------|
| 61    |          | Jon Mladic          | Carl Sandburg H.S.   | 18:40                                | 6:14 |
| 62    | 41       | Eric Ekle           | Chatham Glenwood     | 18:42                                | 6:14 |
| 63    |          | Bill Daum           | Glenbard South       | 18:44                                | 6:15 |
| 64    | 42       | Greg Armich         | Sacred Heart/Griffin | 18:45                                | 6:15 |
| 65    |          | Adam Jakosz         | Downers Grove North  | 18:45                                | 6:15 |
| 66    |          | Jami Tedrow         | Benton               | 18:46                                | 6:16 |
| 67    |          | Floyd Crum          | Leo H.S.             | 18:46                                | 6:16 |
| 68    | 43       | Matt Bartley        | Peoria Notre Dame    | 18:47                                | 6:16 |
| 69    |          | John Zabochnik      | Berwyn (Morton)      | 18:49                                | 6:17 |
| 70    |          | Patrick Dubs        | Downers Grove North  | 18:50                                | 6:17 |
| 71    |          | Jon Backes          | Stephen Decatur      | 18:51                                | 6:17 |
| 72    |          | A. J. Runyon        | Pontiac Twp. H.S.    | 18:52                                | 6:18 |
| 73    | 44       | David Jurgens       | Decatur Eisenhower   | 18:53                                | 6:18 |
| 74    | 45       | Andrew Petersen     | Palatine             | 18:53                                | 6:18 |
| 75    |          | Derek Tureson       | Downers Grove North  | 18:53                                | 6:18 |
| 76    | 46       | David Marincic      | Richwoods            | 18:55                                | 6:19 |
| 77    | 47       | Brian Uselding      | Glenbard North       | 18:58                                | 6:20 |
| 78    |          | Phillip Leonhardt   | Downers Grove North  | 19:00                                | 6:20 |
| 79    |          | Mark Raymond        | Glenbard South       | 19:00                                | 6:20 |
| 80    |          | Irfan Khan          | Berwyn (Morton)      | 19:03                                | 6:21 |
| 81    | 48       | Jeff Donahue        | Richwoods            | 19:04                                | 6:22 |
| 82    | 49       | Brett Rotelli       | Palatine             | 19:04                                | 6:22 |
| 83    |          | James McGlone       | Downers Grove North  | 19:04                                | 6:22 |
| 84    |          | Jeffrey Galas       | Downers Grove North  | 19:04                                | 6:22 |
| 85    |          | Joey Battaglia      | Elmwood Park         | 19:05                                | 6:22 |
| 86    | 50       | Paul Massey         | Decatur Eisenhower   | 19:06                                | 6:22 |
| 87    | 51       | Dan Riemenschneider | Lake Park H.S.       | 19:09                                | 6:23 |
| 88    | 52       | Jared Baumhardt     | Normal West          | 19:10                                | 6:24 |
| 89    |          | Doug Strock         | West Chicago H.S.    | 19:14                                | 6:25 |
| 90    | 53       | Noah Cosby          | Salem H.S.           | 19:18                                | 6:26 |
| 91    |          | Luis Vargas         | Elmwood Park         | 19:21                                | 6:27 |
| 92    | 54       | Nathan Board        | Pleasant Valley      | 19:25                                | 6:29 |
| 93    | 55       | David Zemko         | Glenbard North       | 19:27                                | 6:29 |
| 94    |          | Juan Maldonado      | Berwyn (Morton)      | 19:27                                | 6:29 |
| 95    |          | Mark Greenwald      | Downers Grove North  | 19:30                                | 6:30 |
| 96    | 56       | Bryan Mutka         | Normal Community     | 19:32                                | 6:31 |
| 97    | 57       | Josh Collins        | Olympia              | 19:32                                | 6:31 |
| 98    | 58       | Derek Miller        | Lake Park H.S.       | 19:33                                | 6:31 |
| 99    | 59       | Samit Bhandari      | Richwoods            | 19:36                                | 6:32 |
| 100   | 60       | Tom Fisher          | Pleasant Valley      | 19:37                                | 6:33 |
| 101   |          | Josh Wisely         | Benton               | 19:39                                | 6:33 |
| 102   |          | Brian Grant         | Downers Grove North  | 19:40                                | 6:34 |
| 103   |          | Philip Laures       | Downers Grove North  | 19:41                                | 6:34 |
| 104   | 61       | Espen Hoiner        | Olympia              | 19:42                                | 6:34 |
| 105   | 62       | Andy Aldridge       | Pleasant Valley      | 19:43                                | 6:35 |
| 106   | 63       | David Culver        | Palatine             | 19:43                                | 6:35 |
| 107   | 64       | Bob Rank            | Urbana               | 19:43                                | 6:35 |
| 108   | 65       | Adam Chrestenson    | Peoria Notre Dame    | 19:45                                | 6:35 |
| 109   | 66       | Simon Jacobsen      | Urbana               | 19:46                                | 6:36 |
| 110   | 67       | John Biernacki      | Palatine             | 19:48                                | 6:36 |
| 111   | 68       | Padraic O'Neill     | Peoria Notre Dame    | 19:48                                | 6:36 |
| 112   | 69       | Alex Bartley        | Normal Community     | 19:49                                | 6:37 |
| 113   | 70       | Jeff Sanders        | Normal West          | 19:50                                | 6:37 |
| 114   |          | Cory Hanna          | Moline               | 19:50                                | 6:37 |
| 115   | 71       | Verniel Phillips    | Decatur Eisenhower   | 19:52                                | 6:38 |
| 116   | 72       | Ryan King           | Pleasant Valley      | 19:53                                | 6:38 |
| 117   | 73       | John Schumate       | Pleasant Valley      | 19:55                                | 6:39 |
| 118   | 74       | Bennett Barch       | Normal West          | 19:57                                | 6:39 |
| 119   |          | Thomas Riemer       | Palatine             | 19:58                                | 6:40 |
| 120   | 75       | Steve Wood          | Richwoods            | 19:59                                | 6:40 |

NOTRE DAME INVITATIONAL  
CROSS COUNTRY - September 19, 1998

| Place | Team Plc | Name                | School              | Boys Junior Varsity 10:30 AM<br>Time | Pace |
|-------|----------|---------------------|---------------------|--------------------------------------|------|
| 121   |          | Chris Grems         | Pleasant Valley     | 20:00                                | 6:40 |
| 122   | 76       | Ed Starako          | Homewood-Flossmoor  | 20:00                                | 6:40 |
| 123   |          | Eric Grossmann      | Downers Grove North | 20:02                                | 6:41 |
| 124   | 77       | Joel Cuffey         | Urbana              | 20:05                                | 6:42 |
| 125   | 78       | Mike Skelton        | Geneseo             | 20:07                                | 6:43 |
| 126   | 79       | Troy Luster         | Olympia             | 20:09                                | 6:43 |
| 127   |          | Keith Bosco         | Downers Grove North | 20:10                                | 6:44 |
| 128   |          | Eduardo Borjon      | Downers Grove North | 20:10                                | 6:44 |
| 129   |          | Mike Griffith       | Pleasant Valley     | 20:11                                | 6:44 |
| 130   | 80       | Pete Ray            | Peoria Notre Dame   | 20:18                                | 6:46 |
| 131   | 81       | Mike Durkin         | Homewood-Flossmoor  | 20:19                                | 6:47 |
| 132   | 82       | Greg Hollich        | Glenbard North      | 20:20                                | 6:47 |
| 133   | 83       | Troy Wilson         | Salem H.S.          | 20:22                                | 6:48 |
| 134   | 84       | Scott Topper        | Highland Park       | 20:23                                | 6:48 |
| 135   | 85       | Justin Ballinger    | Normal West         | 20:24                                | 6:48 |
| 136   |          | Steven Kitowski     | Palatine            | 20:25                                | 6:49 |
| 137   | 86       | David Moss          | Richwoods           | 20:25                                | 6:49 |
| 138   | 87       | Bob LaDeur          | Glenbard North      | 20:26                                | 6:49 |
| 139   | 88       | Derek Canfield      | Oregon              | 20:27                                | 6:49 |
| 140   |          | Curt Lagrestam      | Moline              | 20:28                                | 6:50 |
| 141   |          | Manu Kothavale      | Downers Grove North | 20:30                                | 6:50 |
| 142   | 89       | Sean Turner         | Normal Community    | 20:32                                | 6:51 |
| 143   | 90       | Mike Staron         | Glenbard North      | 20:33                                | 6:51 |
| 144   |          | David Toney         | West Chicago H.S.   | 20:35                                | 6:52 |
| 145   | 91       | Will Cyrs           | Peoria Notre Dame   | 20:36                                | 6:52 |
| 146   | 92       | Walt Jatkowski      | Peoria Notre Dame   | 20:37                                | 6:53 |
| 147   | 93       | Grant Kopec         | Chatham Glenwood    | 20:37                                | 6:53 |
| 148   | 94       | Kevin Schlicksup    | Peoria Notre Dame   | 20:38                                | 6:53 |
| 149   |          | Jeff Sweetin        | Benton              | 20:41                                | 6:54 |
| 150   | 95       | Jason Berry         | Normal Community    | 20:45                                | 6:55 |
| 151   |          | Jason Kaiser        | Elmwood Park        | 20:45                                | 6:55 |
| 152   | 96       | Mark Gleason        | Geneseo             | 20:47                                | 6:56 |
| 153   |          | Ryan Shaw           | U-High (Normal)     | 20:47                                | 6:56 |
| 154   | 97       | Nathan Ruch         | Normal Community    | 20:49                                | 6:57 |
| 155   |          | Frank Radosevich    | Peoria Notre Dame   | 20:50                                | 6:57 |
| 156   | 98       | D. J. Small         | Olympia             | 20:51                                | 6:57 |
| 157   |          | Nathaniel Coffman   | Palatine            | 20:54                                | 6:58 |
| 158   |          | Nick Hoffman        | Pleasant Valley     | 20:56                                | 6:59 |
| 159   | 99       | Mike Brandess       | Highland Park       | 20:56                                | 6:59 |
| 160   |          | Josh Birky          | Danville H.S.       | 21:02                                | 7:01 |
| 161   | 100      | Erik Elgby          | Chatham Glenwood    | 21:02                                | 7:01 |
| 162   |          | Christopher Tertell | Downers Grove North | 21:03                                | 7:01 |
| 163   |          | Tony Smith          | Lanphier            | 21:05                                | 7:02 |
| 164   |          | Steven Bridges      | Downers Grove North | 21:06                                | 7:02 |
| 165   | 101      | Brett Martin        | Normal Community    | 21:07                                | 7:03 |
| 166   |          | Brett Thomas        | Pleasant Valley     | 21:09                                | 7:03 |
| 167   | 102      | Adam Amidei         | Highland Park       | 21:11                                | 7:04 |
| 168   |          | Bob Wille           | Peoria Notre Dame   | 21:12                                | 7:04 |
| 169   | 103      | Rob McGraw          | Normal Community    | 21:13                                | 7:05 |
| 170   |          | Mike Cairo          | Maine East          | 21:13                                | 7:05 |
| 171   | 104      | Mital Gandhi        | Richwoods           | 21:14                                | 7:05 |
| 172   | 105      | Luis Castro         | Glenbard North      | 21:17                                | 7:06 |
| 173   | 106      | Christopher Barber  | Richwoods           | 21:21                                | 7:07 |
| 174   |          | David Manjerrez     | U-High (Normal)     | 21:23                                | 7:08 |
| 175   |          | Jason Lamb          | Peoria Notre Dame   | 21:27                                | 7:09 |
| 176   | 107      | Kurk Wilson         | Salem H.S.          | 21:27                                | 7:09 |
| 177   | 108      | Peter Morris        | Urbana              | 21:28                                | 7:10 |
| 178   | 109      | Brad Maxwell        | Decatur Eisenhower  | 21:30                                | 7:10 |
| 179   | 110      | Nathan Ash          | Geneseo             | 21:31                                | 7:11 |
| 180   | 111      | Nate Niesen         | Homewood-Flossmoor  | 21:36                                | 7:12 |



NOTRE DAME INVITATIONAL  
CROSS COUNTRY - September 19, 1998

| Place | Team Plc | Name                | School               | Time  | Pace |
|-------|----------|---------------------|----------------------|-------|------|
| 181   |          | Bret Larson         | Pleasant Valley      | 21:36 | 7:12 |
| 182   |          | Sam Lee             | Richwoods            | 21:38 | 7:13 |
| 183   |          | Matthew Broadus     | Palatine             | 21:39 | 7:13 |
| 184   | 112      | Ryan Sitki          | Sacred Heart/Griffin | 21:42 | 7:14 |
| 185   |          | Michael Brown       | Downers Grove North  | 21:44 | 7:15 |
| 186   |          | Matt Musgrove       | Danville H.S.        | 21:44 | 7:15 |
| 187   |          | Boone Billings      | Danville H.S.        | 21:46 | 7:16 |
| 188   |          | Ben Harkins         | West Chicago H.S.    | 21:48 | 7:16 |
| 189   |          | Matt Schnitzius     | Maine East           | 21:50 | 7:17 |
| 190   |          | Thomas Lesatz       | Downers Grove North  | 21:56 | 7:19 |
| 191   | 113      | Lukas Bolliger      | Oregon               | 22:02 | 7:21 |
| 192   |          | Jeff Larson         | Normal Community     | 22:05 | 7:22 |
| 193   |          | Knute Ellingson     | Downers Grove North  | 22:05 | 7:22 |
| 194   |          | Setu Trivedi        | Richwoods            | 22:07 | 7:23 |
| 195   |          | John Dubicki        | Richwoods            | 22:09 | 7:23 |
| 196   |          | Sean Barfield       | Normal Community     | 22:11 | 7:24 |
| 197   |          | James Hooper        | Stephen Decatur      | 22:12 | 7:24 |
| 198   | 114      | Phil Mason          | Geneseo              | 22:19 | 7:27 |
| 199   | 115      | Brian Eichhorn      | Olympia              | 22:21 | 7:27 |
| 200   |          | David Kurek         | Downers Grove North  | 22:22 | 7:28 |
| 201   | 116      | Isaac Ryland        | Oregon               | 22:25 | 7:29 |
| 202   |          | Marc Elias          | Joliet Township H.S. | 22:38 | 7:33 |
| 203   |          | Nicholas Mazzarella | Downers Grove North  | 22:45 | 7:35 |
| 204   |          | Thomas Mahoney      | Peoria Notre Dame    | 22:48 | 7:36 |
| 205   |          | Brian Jordon        | Downers Grove North  | 22:50 | 7:37 |
| 206   | 117      | Ryan Henry          | Urbana               | 22:53 | 7:38 |
| 207   |          | Brian Eissfeldt     | Richwoods            | 22:56 | 7:39 |
| 208   | 118      | Andrew Whitacre     | Normal West          | 22:58 | 7:40 |
| 209   | 119      | Danny Clark         | Salem H.S.           | 23:03 | 7:41 |
| 210   |          | Gregor Kindra       | Downers Grove North  | 23:05 | 7:42 |
| 211   |          | Jason Cherry        | Geneseo              | 23:25 | 7:49 |
| 212   |          | Nathan Litwiller    | Olympia              | 23:27 | 7:49 |
| 213   |          | Colin McGee         | Peoria Notre Dame    | 23:30 | 7:50 |
| 214   |          | Charle Dimpfl       | Downers Grove North  | 23:32 | 7:51 |
| 215   |          | Joseph Monarrez     | Downers Grove North  | 23:33 | 7:51 |
| 216   |          | Bradley Sheehan     | Downers Grove North  | 23:37 | 7:53 |
| 217   |          | Mark Shekleton      | Peoria Notre Dame    | 23:40 | 7:53 |
| 218   |          | Drew Gochenaur      | Downers Grove North  | 23:44 | 7:55 |
| 219   |          | Chaz Sollars        | Normal Community     | 23:52 | 7:58 |
| 220   |          | Jacob Hassan        | Normal Community     | 24:01 | 8:01 |
| 221   |          | Andy Czachowski     | Pleasant Valley      | 24:03 | 8:01 |
| 222   | 120      | Derek Zentgraf      | Sacred Heart/Griffin | 24:05 | 8:02 |
| 223   |          | Larry Franklin      | Lanphier             | 24:09 | 8:03 |
| 224   |          | Chris Doktor        | Richwoods            | 24:13 | 8:05 |
| 225   | 121      | Eric Phelps         | Homewood-Flossmoor   | 24:20 | 8:07 |
| 226   |          | Raphael Pryor       | Leo H.S.             | 24:29 | 8:10 |
| 227   |          | Josh Twellman       | Normal Community     | 24:29 | 8:10 |
| 228   | 122      | Jared Head          | Oregon               | 24:30 | 8:10 |
| 229   |          | Jonathan Counce     | Richwoods            | 24:33 | 8:11 |
| 230   |          | Ryan Haubenstein    | Moline               | 24:36 | 8:12 |
| 231   |          | Greg Sill           | Moline               | 24:37 | 8:13 |
| 232   | 123      | Steve Micklus       | Sacred Heart/Griffin | 24:39 | 8:13 |
| 233   |          | Michael Jenkins     | Downers Grove North  | 24:40 | 8:14 |
| 234   |          | Anil Taneja         | Richwoods            | 24:45 | 8:15 |
| 235   |          | Matthew Davis       | Richwoods            | 24:49 | 8:17 |
| 236   | 124      | Matt Belardinelli   | Glenbard North       | 24:52 | 8:18 |
| 237   | 125      | Chris Frey          | Highland Park        | 24:55 | 8:19 |
| 238   |          | Jon Hunley          | MacArthur            | 25:00 | 8:20 |
| 239   |          | Adam Kuban          | Geneseo              | 25:01 | 8:21 |
| 240   |          | Dan Barron          | Maine East           | 25:02 | 8:21 |

NOTRE DAME INVITATIONAL  
CROSS COUNTRY - September 19, 1998

|       |          | Boys Junior Varsity 10:30 AM |                     |       |       |
|-------|----------|------------------------------|---------------------|-------|-------|
| Place | Team Plc | Name                         | School              | Time  | Pace  |
| 241   |          | Chris Schramm                | Downers Grove North | 25:09 | 8:23  |
| 242   |          | Priyank Patel                | Maine East          | 25:10 | 8:24  |
| 243   |          | Nick Theisen                 | Glenbard North      | 25:12 | 8:24  |
| 244   |          | Aaraon Leupold               | U-High (Normal)     | 25:18 | 8:26  |
| 245   |          | Jeff Hodge                   | Richwoods           | 25:22 | 8:28  |
| 246   |          | Cory Clubb                   | Richwoods           | 25:23 | 8:28  |
| 247   | 126      | Nathan Jacobs                | Highland Park       | 25:49 | 8:37  |
| 248   | 127      | Chris Sadoun                 | Normal West         | 25:56 | 8:39  |
| 249   |          | Tim Anderson                 | Richwoods           | 26:22 | 8:48  |
| 250   | 128      | Matt Krauss                  | Highland Park       | 26:46 | 8:56  |
| 251   | 129      | Jeff Steele                  | Oregon              | 27:09 | 9:03  |
| 252   |          | Rhett Silzer                 | Richwoods           | 30:14 | 10:05 |
| 253   |          | Gregory Mayyou               | Downers Grove North | 34:22 | 11:28 |
| 254   | 130      | Justin McMillan              | Homewood-Flossmoor  | 43:29 | 14:30 |

NOTRE DAME INVITATIONAL  
CROSS COUNTRY - September 19, 1998

| Team  |     |                   |                      | Boys Fr/So - 11:00AM |      |
|-------|-----|-------------------|----------------------|----------------------|------|
| Place | Plc | Name              | School Name          | Time                 | Pace |
| 1     | 1   | Emanuel Wilburn   | East St Louis Senior | 16:11                | 5:24 |
| 2     | 2   | Micah Vandenend   | Glenbard South       | 16:14                | 5:25 |
| 3     | 3   | Mike Wood         | Marist H.S.          | 16:15                | 5:25 |
| 4     | 4   | Matt Helton       | Salem H.S.           | 16:42                | 5:34 |
| 5     | 5   | Bob Albertson     | Glenbard South       | 16:46                | 5:36 |
| 6     | 6   | Adam West         | Downers Grove North  | 16:50                | 5:37 |
| 7     | 7   | Tim Davies        | Moline               | 16:51                | 5:37 |
| 8     | 8   | Andrew Teague     | Glenbard South       | 16:52                | 5:38 |
| 9     | 9   | Jeff Rambole      | Danville H.S.        | 16:54                | 5:38 |
| 10    | 10  | Scott Gustafson   | Downers Grove North  | 16:58                | 5:40 |
| 11    | 11  | Alex Beecher      | Pleasant Valley      | 16:59                | 5:40 |
| 12    | 12  | Brent Clawson     | Moline               | 17:00                | 5:40 |
| 13    | 13  | Jordan Yearwood   | Mt Vernon Twp H.S.   | 17:01                | 5:41 |
| 14    | 14  | Horacio Castaneda | Moline               | 17:09                | 5:43 |
| 15    | 15  | Dan Lynch         | Mt Vernon Twp H.S.   | 17:12                | 5:44 |
| 16    | 16  | Dan Weakley       | Carl Sandburg H.S.   | 17:12                | 5:44 |
| 17    | 17  | Adam Solomon      | Springfield High     | 17:12                | 5:44 |
| 18    | 18  | Bill Bean         | Geneseo              | 17:13                | 5:45 |
| 19    | 19  | Rob Gillespie     | Springfield High     | 17:14                | 5:45 |
| 20    | 20  | Eric Buhot        | Downers Grove North  | 17:22                | 5:48 |
| 21    | 21  | Matt Vitaliano    | Marist H.S.          | 17:23                | 5:48 |
| 22    | 22  | Brendan Lehan     | Normal Community     | 17:24                | 5:48 |
| 23    | 23  | Joe Williams      | Olympia              | 17:24                | 5:48 |
| 24    |     | Julius White      | O.P.R.F.H.S.         | 17:26                | 5:49 |
| 25    | 24  | Mark Spychalski   | Carl Sandburg H.S.   | 17:27                | 5:49 |
| 26    | 25  | Nate Hoffman      | Oregon               | 17:28                | 5:50 |
| 27    | 26  | Ryan Wilson       | Salem H.S.           | 17:29                | 5:50 |
| 28    | 27  | Craig Rohr        | Mt Vernon Twp H.S.   | 17:31                | 5:51 |
| 29    | 28  | Daniel Wilson     | Downers Grove North  | 17:32                | 5:51 |
| 30    | 29  | Ryan Boyll        | Normal West          | 17:33                | 5:51 |
| 31    | 30  | Rick Ardisana     | Conant               | 17:35                | 5:52 |
| 32    | 31  | Whitney Burns     | Leo H.S.             | 17:35                | 5:52 |
| 33    | 32  | Eric Baker        | Mt Vernon Twp H.S.   | 17:36                | 5:52 |
| 34    | 33  | Dave Miklos       | Carl Sandburg H.S.   | 17:38                | 5:53 |
| 35    | 34  | Thomas Neisler    | Olympia              | 17:38                | 5:53 |
| 36    | 35  | Stephen Barger    | Mt Zion H.S.         | 17:39                | 5:53 |
| 37    | 36  | Josh Katcher      | Pleasant Valley      | 17:39                | 5:53 |
| 38    | 37  | Carlos Villalobos | Berwyn (Morton)      | 17:40                | 5:54 |
| 39    | 38  | Matthew Ricci     | Palatine             | 17:40                | 5:54 |
| 40    | 39  | Eric Himmel       | Homewood-Flossmoor   | 17:41                | 5:54 |
| 41    | 40  | Ahmad Rashid      | Glenbard South       | 17:41                | 5:54 |
| 42    | 41  | James Milner      | Palatine             | 17:42                | 5:54 |
| 43    | 42  | Jeff Decker       | Moline               | 17:43                | 5:55 |
| 44    | 43  | Jeff Hamper       | Downers Grove North  | 17:44                | 5:55 |
| 45    | 44  | Jacob Shaver      | U-High (Normal)      | 17:45                | 5:55 |
| 46    | 45  | Kevin Bucci       | Glenbard North       | 17:45                | 5:55 |
| 47    | 46  | Bobby Dinardi     | Pontiac Twp. H.S.    | 17:46                | 5:56 |
| 48    | 47  | Andrew Doyle      | Pleasant Valley      | 17:46                | 5:56 |
| 49    | 48  | Joe Slewoski      | Carl Sandburg H.S.   | 17:47                | 5:56 |
| 50    | 49  | Dan Eller         | Conant               | 17:47                | 5:56 |
| 51    | 50  | Ying Wu           | Normal West          | 17:49                | 5:57 |
| 52    | 51  | Rob Kline         | Pleasant Valley      | 17:49                | 5:57 |
| 53    | 52  | Tony Patella      | Glenbard North       | 17:49                | 5:57 |
| 54    | 53  | Nate Tindall      | Pleasant Valley      | 17:51                | 5:57 |
| 55    | 54  | Chris Farley      | Marist H.S.          | 17:51                | 5:57 |
| 56    | 55  | David LePeau      | Downers Grove North  | 17:51                | 5:57 |
| 57    | 56  | Ross Cover        | Peoria Notre Dame    | 17:52                | 5:58 |
| 58    | 57  | Chris Cichosz     | Glenbard North       | 17:54                | 5:58 |
| 59    | 58  | Sean Brand        | Olympia              | 17:56                | 5:59 |
| 60    | 59  | Mike Amraen       | Marist H.S.          | 17:57                | 5:59 |

NOTRE DAME INVITATIONAL  
CROSS COUNTRY - September 19, 1998

| Place | Team Plc | Name                | School Name          | Boys Fr/So - 11:00AM<br>Time | Pace |
|-------|----------|---------------------|----------------------|------------------------------|------|
| 61    | 60       | Corey Brown         | Conant               | 17:58                        | 6:00 |
| 62    | 61       | Kris Cunningham     | Peoria Notre Dame    | 17:59                        | 6:00 |
| 63    | 62       | Craig Damrow        | Carl Sandburg H.S.   | 17:59                        | 6:00 |
| 64    | 63       | Oscar Garcia        | Berwyn (Morton)      | 18:00                        | 6:00 |
| 65    | 64       | Aaron Barger        | Mt Zion H.S.         | 18:00                        | 6:00 |
| 66    | 65       | Roger Hsieh         | Glenbard South       | 18:01                        | 6:01 |
| 67    | 66       | Mark Pollard        | Palatine             | 18:02                        | 6:01 |
| 68    | 67       | Mat Afflerbaugh     | Oregon               | 18:02                        | 6:01 |
| 69    | 68       | Greg Clarke         | Mt Vernon Twp H.S.   | 18:03                        | 6:01 |
| 70    | 69       | Jaime Esparza       | Berwyn (Morton)      | 18:05                        | 6:02 |
| 71    | 70       | Ben Witte           | U-High (Normal)      | 18:06                        | 6:02 |
| 72    | 71       | Kyle Clark          | Mt Vernon Twp H.S.   | 18:07                        | 6:03 |
| 73    | 72       | Curtis Hughes       | East St Louis Senior | 18:10                        | 6:04 |
| 74    | 73       | Nate Kramer         | Moline               | 18:11                        | 6:04 |
| 75    | 74       | Jason Perdue        | Oregon               | 18:12                        | 6:04 |
| 76    | 75       | Ed Abante           | West Chicago H.S.    | 18:12                        | 6:04 |
| 77    | 76       | Trevor Birkmeier    | Peoria Notre Dame    | 18:13                        | 6:05 |
| 78    | 77       | Jeff Wunning        | Peoria Notre Dame    | 18:14                        | 6:05 |
| 79    |          | Mike Toney          | Dixon                | 18:14                        | 6:05 |
| 80    | 78       | Brent Barrowes      | Homewood-Flossmoor   | 18:15                        | 6:05 |
| 81    | 79       | Justin Feek         | Normal Community     | 18:15                        | 6:05 |
| 82    | 80       | Matthew Pollard     | Palatine             | 18:16                        | 6:06 |
| 83    | 81       | Matt Wdowiarz       | West Chicago H.S.    | 18:16                        | 6:06 |
| 84    | 82       | Pat Ryan            | Marist H.S.          | 18:17                        | 6:06 |
| 85    | 83       | Matt Grawey         | Peoria Notre Dame    | 18:18                        | 6:06 |
| 86    | 84       | Nathan Koengestein  | Mt Vernon Twp H.S.   | 18:20                        | 6:07 |
| 87    | 85       | Brian DeLoria       | Olympia              | 18:20                        | 6:07 |
| 88    | 86       | Francis De-La-Cerna | Maine East           | 18:25                        | 6:09 |
| 89    | 87       | Michael Hargis      | Salem H.S.           | 18:26                        | 6:09 |
| 90    | 88       | Matt Englehart      | Joliet Township H.S. | 18:27                        | 6:09 |
| 91    |          | Jordan Beck         | Dixon                | 18:27                        | 6:09 |
| 92    | 89       | Matthew Studenny    | Downers Grove North  | 18:28                        | 6:10 |
| 93    | 90       | Dan Burk            | Peoria Notre Dame    | 18:28                        | 6:10 |
| 94    | 91       | Jared Betcher       | Geneseo              | 18:29                        | 6:10 |
| 95    | 92       | Jerry Palagallo     | Richwoods            | 18:29                        | 6:10 |
| 96    | 93       | Eric Seline         | Olympia              | 18:33                        | 6:11 |
| 97    | 94       | Ronald Sandifer     | Leo H.S.             | 18:34                        | 6:12 |
| 98    | 95       | Mike Harper         | Mt Zion H.S.         | 18:35                        | 6:12 |
| 99    | 96       | Steve Bernhard      | Joliet Township H.S. | 18:36                        | 6:12 |
| 100   | 97       | Jonathan Rimler     | Palatine             | 18:39                        | 6:13 |
| 101   |          | Adam Volk           | Lanphier             | 18:41                        | 6:14 |
| 102   | 98       | David Clark         | Salem H.S.           | 18:42                        | 6:14 |
| 103   | 99       | Brian Lyons         | Palatine             | 18:42                        | 6:14 |
| 104   | 100      | Scott McNeil        | Joliet Township H.S. | 18:45                        | 6:15 |
| 105   | 101      | Kyle Thompson       | Salem H.S.           | 18:46                        | 6:16 |
| 106   | 102      | Tyler Birkmeier     | Peoria Notre Dame    | 18:46                        | 6:16 |
| 107   | 103      | Eric Pradelski      | Marist H.S.          | 18:47                        | 6:16 |
| 108   | 104      | Tim Spagnoli        | Oswego H.S.          | 18:48                        | 6:16 |
| 109   | 105      | Jeff Bertrand       | Pontiac Twp. H.S.    | 18:50                        | 6:17 |
| 110   | 106      | Kabari Hendricks    | Joliet Township H.S. | 18:50                        | 6:17 |
| 111   | 107      | Erik Smith          | Oregon               | 18:50                        | 6:17 |
| 112   | 108      | Scott Davis         | Joliet Township H.S. | 18:51                        | 6:17 |
| 113   | 109      | Sean O'Grady        | Oswego H.S.          | 18:51                        | 6:17 |
| 114   | 110      | Mike Holm           | Champaign Centennial | 18:52                        | 6:18 |
| 115   | 111      | Justin Toohye       | Oswego H.S.          | 18:54                        | 6:18 |
| 116   |          | Patrick Burke       | NorthRidge Prep      | 18:55                        | 6:19 |
| 117   | 112      | Michael Chermak     | Palatine             | 18:55                        | 6:19 |
| 118   | 113      | Kyle Hempel         | West Chicago H.S.    | 18:55                        | 6:19 |
| 119   | 114      | Adam Cobb           | Richwoods            | 18:57                        | 6:19 |
| 120   | 115      | Justin Henke        | Salem H.S.           | 18:58                        | 6:20 |

NOTRE DAME INVITATIONAL  
CROSS COUNTRY - September 19, 1998

| Place | Team Plc | Name               | School Name           | Boys Fr/So - 11:00AM<br>Time | Pace |
|-------|----------|--------------------|-----------------------|------------------------------|------|
| 121   | 116      | Blake Bennett      | Springfield High      | 19:00                        | 6:20 |
| 122   | 117      | Tim DeLoriea       | Olympia               | 19:00                        | 6:20 |
| 123   | 118      | Ben Stearns        | Champaign Centennial  | 19:01                        | 6:21 |
| 124   | 119      | Craig DiScala      | Springfield High      | 19:02                        | 6:21 |
| 125   | 120      | Josh Tippitt       | Salem H.S.            | 19:02                        | 6:21 |
| 126   | 121      | Ron Westbrook      | Homewood-Flossmoor    | 19:03                        | 6:21 |
| 127   | 122      | Sal Galati         | Maine East            | 19:04                        | 6:22 |
| 128   | 123      | Brett Wendle       | Richwoods             | 19:05                        | 6:22 |
| 129   | 124      | Mike Barnett       | Moline                | 19:05                        | 6:22 |
| 130   | 125      | Mike Sunstrom      | Geneseo               | 19:07                        | 6:23 |
| 131   | 126      | Matt Lamb          | Danville H.S.         | 19:07                        | 6:23 |
| 132   | 127      | Kevin Ryan         | Glenbard North        | 19:08                        | 6:23 |
| 133   | 128      | Richard Bloomquist | Highland Park         | 19:09                        | 6:23 |
| 134   | 129      | Harold Visser      | West Chicago H.S.     | 19:09                        | 6:23 |
| 135   | 130      | Carl Glass         | Richwoods             | 19:10                        | 6:24 |
| 136   | 131      | Bryce Olsen        | Decatur Eisenhower    | 19:13                        | 6:25 |
| 137   | 132      | Ben Leaf           | Moline                | 19:13                        | 6:25 |
| 138   | 133      | Ronald Hawkins     | Leo H.S.              | 19:17                        | 6:26 |
| 139   | 134      | Ben Diehl          | Oregon                | 19:18                        | 6:26 |
| 140   | 135      | Bill Olander       | Conant                | 19:20                        | 6:27 |
| 141   | 136      | Jonas Jeppeson     | Olympia               | 19:21                        | 6:27 |
| 142   | 137      | Luis Gonzalez      | Berwyn (Morton)       | 19:22                        | 6:28 |
| 143   | 138      | Brad Spinsby       | Pleasant Valley       | 19:22                        | 6:28 |
| 144   |          | Brandon Hughs      | Springfield Southeast | 19:22                        | 6:28 |
| 145   | 139      | Daniel Schier      | Conant                | 19:24                        | 6:28 |
| 146   | 140      | Josh Franks        | Geneseo               | 19:24                        | 6:28 |
| 147   | 141      | Nathan Patterson   | Pontiac Twp. H.S.     | 19:28                        | 6:30 |
| 148   | 142      | Zane Burgstahler   | Decatur Eisenhower    | 19:30                        | 6:30 |
| 149   | 143      | Dan Jones          | Glenbard North        | 19:35                        | 6:32 |
| 150   | 144      | Adam Kagy          | Normal West           | 19:36                        | 6:32 |
| 151   | 145      | Andy Tate          | Oregon                | 19:36                        | 6:32 |
| 152   | 146      | Matt Kaufmann      | Glenbard North        | 19:36                        | 6:32 |
| 153   | 147      | Nick Hussong       | Richwoods             | 19:37                        | 6:33 |
| 154   | 148      | Nathan Henderson   | Danville H.S.         | 19:38                        | 6:33 |
| 155   | 149      | Lukus Parr         | Danville H.S.         | 19:41                        | 6:34 |
| 156   | 150      | Mike Bohnsak       | Marist H.S.           | 19:46                        | 6:36 |
| 157   | 151      | Kris Lange         | Oswego H.S.           | 19:48                        | 6:36 |
| 158   | 152      | Andy Grawe         | Quincy High           | 19:52                        | 6:38 |
| 159   | 153      | Paul Weber         | Normal Community      | 19:53                        | 6:38 |
| 160   | 154      | Ryan Robertson     | Quincy High           | 19:53                        | 6:38 |
| 161   | 155      | Ross Robarts       | Joliet Township H.S.  | 19:57                        | 6:39 |
| 162   | 156      | Josh Dawson        | Normal West           | 19:59                        | 6:40 |
| 163   | 157      | Pat Schwartz       | Glenbard North        | 20:00                        | 6:40 |
| 164   | 158      | Scott Rains        | Carl Sandburg H.S.    | 20:00                        | 6:40 |
| 165   | 159      | Jeremy Heaton      | Geneseo               | 20:01                        | 6:41 |
| 166   | 160      | Brandon Sandavol   | Geneseo               | 20:02                        | 6:41 |
| 167   | 161      | Josh Leichtenberg  | Normal West           | 20:04                        | 6:42 |
| 168   |          | Christian Mendoza  | NorthRidge Prep       | 20:05                        | 6:42 |
| 169   | 162      | Nick Idle          | Decatur Eisenhower    | 20:07                        | 6:43 |
| 170   | 163      | Brian Jung         | Maine East            | 20:08                        | 6:43 |
| 171   |          | Clark Miller       | Lanphier              | 20:10                        | 6:44 |
| 172   | 164      | Steven Jones       | Leo H.S.              | 20:16                        | 6:46 |
| 173   |          | Justin Kamp        | Springfield Southeast | 20:17                        | 6:46 |
| 174   | 165      | Luke Aupperle      | Pontiac Twp. H.S.     | 20:17                        | 6:46 |
| 175   | 166      | Nathan Rygh        | Oswego H.S.           | 20:19                        | 6:47 |
| 176   | 167      | Patrick Mahoney    | Champaign Centennial  | 20:21                        | 6:47 |
| 177   | 168      | Scott Halloran     | Pontiac Twp. H.S.     | 20:24                        | 6:48 |
| 178   | 169      | Joe Dorsey         | Champaign Centennial  | 20:27                        | 6:49 |
| 179   | 170      | Allen Wair         | East St Louis Senior  | 20:27                        | 6:49 |
| 180   | 171      | Ryan Ericksen      | Conant                | 20:33                        | 6:51 |

NOTRE DAME INVITATIONAL  
CROSS COUNTRY - September 19, 1998

| Place | Team Plc | Name              | School Name           | Boys Fr/So | - 11:00AM | Time  | Pace |
|-------|----------|-------------------|-----------------------|------------|-----------|-------|------|
| 181   | 172      | Javier Antonino   | West Chicago H.S.     |            |           | 20:43 | 6:55 |
| 182   | 173      | Santosh Kuravilla | Glenbard South        |            |           | 20:44 | 6:55 |
| 183   | 174      | Jason Ng          | Maine East            |            |           | 20:44 | 6:55 |
| 184   | 175      | Kenneth Woodhouse | East St Louis Senior  |            |           | 20:56 | 6:59 |
| 185   | 176      | Robert Beal       | Mt Zion H.S.          |            |           | 21:02 | 7:01 |
| 186   | 177      | Chris Johnson     | U-High (Normal)       |            |           | 21:03 | 7:01 |
| 187   | 178      | Nick Hatfield     | Champaign Centennial  |            |           | 21:05 | 7:02 |
| 188   | 179      | John Peach        | Oswego H.S.           |            |           | 21:07 | 7:03 |
| 189   | 180      | Tim Ehrenfeld     | Homewood-Flossmoor    |            |           | 21:08 | 7:03 |
| 190   | 181      | Aaron Morrison    | Springfield High      |            |           | 21:12 | 7:04 |
| 191   | 182      | Nathan Eble       | Normal West           |            |           | 21:13 | 7:05 |
| 192   | 183      | Sergio Estrada    | Berwyn (Morton)       |            |           | 21:13 | 7:05 |
| 193   | 184      | Adam Blum         | Highland Park         |            |           | 21:13 | 7:05 |
| 194   | 185      | Dan Marquez       | Maine East            |            |           | 21:14 | 7:05 |
| 195   | 186      | Chris Nichol      | Nazareth              |            |           | 21:14 | 7:05 |
| 196   | 187      | Adam King         | Decatur Eisenhower    |            |           | 21:14 | 7:05 |
| 197   | 188      | Rene Delatorre    | Danville H.S.         |            |           | 21:19 | 7:07 |
| 198   | 189      | Jeremy Zitting    | Normal West           |            |           | 21:19 | 7:07 |
| 199   | 190      | Charley Danner    | Normal Community      |            |           | 21:25 | 7:09 |
| 200   | 191      | Geoffrey Peng     | Normal Community      |            |           | 21:28 | 7:10 |
| 201   | 192      | Micah Roberts     | Decatur Eisenhower    |            |           | 21:34 | 7:12 |
| 202   | 193      | Jimmy Schultz     | Richwoods             |            |           | 21:35 | 7:12 |
| 203   | 194      | Billy Reardon     | Quincy High           |            |           | 21:44 | 7:15 |
| 204   | 195      | Dan Phillips      | U-High (Normal)       |            |           | 21:46 | 7:16 |
| 205   | 196      | Andrew Mullen     | Richwoods             |            |           | 21:47 | 7:16 |
| 206   | 197      | Kevin Thomas      | Nazareth              |            |           | 21:48 | 7:16 |
| 207   | 198      | Matt Mackinson    | Pontiac Twp. H.S.     |            |           | 21:53 | 7:18 |
| 208   | 199      | Sam Mutz          | Joliet Township H.S.  |            |           | 22:03 | 7:21 |
| 209   |          | Daniel Pittman    | Springfield Southeast |            |           | 22:04 | 7:22 |
| 210   | 200      | Marcus Anderson   | Leo H.S.              |            |           | 22:05 | 7:22 |
| 211   | 201      | Doug Borst        | U-High (Normal)       |            |           | 22:11 | 7:24 |
| 212   | 202      | Kevin O'Toole     | Nazareth              |            |           | 22:12 | 7:24 |
| 213   | 203      | Jason Frisby      | Decatur Eisenhower    |            |           | 22:13 | 7:25 |
| 214   | 204      | Kevin Flagg       | Leo H.S.              |            |           | 22:14 | 7:25 |
| 215   |          | Brian Simmons     | East Peoria           |            |           | 22:15 | 7:25 |
| 216   | 205      | Jeremy Nesemeier  | Oregon                |            |           | 22:19 | 7:27 |
| 217   | 206      | Tyler New         | Champaign Centennial  |            |           | 22:25 | 7:29 |
| 218   | 207      | Daniel Cohen      | Highland Park         |            |           | 22:34 | 7:32 |
| 219   | 208      | Cory Cowgill      | Quincy High           |            |           | 22:35 | 7:32 |
| 220   | 209      | Jack Kahoutek     | Normal Community      |            |           | 22:36 | 7:32 |
| 221   | 210      | John Walcher      | Springfield High      |            |           | 22:38 | 7:33 |
| 222   | 211      | Mark Dirasquale   | Nazareth              |            |           | 22:44 | 7:35 |
| 223   | 212      | Johnny Taylor Jr  | East St Louis Senior  |            |           | 22:52 | 7:38 |
| 224   | 213      | Sean Sherrie      | Champaign Centennial  |            |           | 23:02 | 7:41 |
| 225   | 214      | Mike Gossett      | Oswego H.S.           |            |           | 23:10 | 7:44 |
| 226   |          | Tyler Hall        | Sacred Heart/Griffin  |            |           | 23:22 | 7:48 |
| 227   | 215      | Jack Frew         | Homewood-Flossmoor    |            |           | 23:53 | 7:58 |
| 228   | 216      | Rama Ghanta       | Springfield High      |            |           | 23:53 | 7:58 |
| 229   | 217      | Casey Kline       | Quincy High           |            |           | 23:55 | 7:59 |
| 230   | 218      | Kyle Bruhn        | Highland Park         |            |           | 24:08 | 8:03 |
| 231   |          | Justin Crombie    | Dixon                 |            |           | 24:17 | 8:06 |
| 232   | 219      | Eric Kappa        | Nazareth              |            |           | 24:31 | 8:11 |
| 233   | 220      | Kevin Sweeney     | Nazareth              |            |           | 24:48 | 8:16 |
| 234   |          | Jesey Nicholson   | Dixon                 |            |           | 25:08 | 8:23 |
| 235   | 221      | George Daniel     | Leo H.S.              |            |           | 26:10 | 8:44 |
| 236   | 222      | Terry Mullin      | Homewood-Flossmoor    |            |           | 26:19 | 8:47 |
| 237   | 223      | Paul Turnstall    | Homewood-Flossmoor    |            |           | 26:19 | 8:47 |
| 238   | 224      | Brad Bateman      | Mt Zion H.S.          |            |           | 26:27 | 8:49 |
| 239   | 225      | Sam Barron        | Highland Park         |            |           | 26:46 | 8:56 |
| 240   | 226      | Jeff Bandur       | Nazareth              |            |           | 27:17 | 9:06 |

NOTRE DAME INVITATIONAL  
 CROSS COUNTRY - September 19, 1998  
 Boys Fr/So Team Results 11:00AM

|                        |  |    |     |     |     |       |       |   |     |
|------------------------|--|----|-----|-----|-----|-------|-------|---|-----|
| 1. Downers Grove North | 6  | 10 | 20  | 28  | 43  | (55)  | (89)  | = | 107 |
|                        | West, Gustafson, Buhot, Wilson,<br>Hamper, LePeau, Studenny        |    |     |     |     |       |       |   |     |
| 2. Glenbard South      | 2  | 5  | 8   | 40  | 65  | (173) |       | = | 120 |
|                        | Vandenend, Albertson, Teague, Rashid,<br>Hsieh, Kuravilla          |    |     |     |     |       |       |   |     |
| 3. Moline              | 7  | 12 | 14  | 42  | 73  | (124) | (132) | = | 148 |
|                        | Davies, Clawson, Castaneda, Decker,<br>Kramer, Barnett, Leaf       |    |     |     |     |       |       |   |     |
| 4. Mt Vernon Twp H.S.  | 13   | 15 | 27  | 32  | 68  | (71)  | (84)  | = | 155 |
|                        | Yearwood, Lynch, Rohr, Baker,<br>Clarke, Clark, Koengestein        |    |     |     |     |       |       |   |     |
| 5. Carl Sandburg H.S.  | 16   | 24 | 33  | 48  | 62  | (158) |       | = | 183 |
|                        | Weakley, Spsychalski, Miklos, Slewoski,<br>Damrow, Rains           |    |     |     |     |       |       |   |     |
| 6. Pleasant Valley     | 11   | 36 | 47  | 51  | 53  | (138) |       | = | 198 |
|                        | Beecher, Katcher, Doyle, Kline,<br>Tindall, Spinsby                |    |     |     |     |       |       |   |     |
| 7. Marist H.S.         | 3  | 21 | 54  | 59  | 82  | (103) | (150) | = | 219 |
|                        | Wood, Vitaliano, Farley, Amraen,<br>Ryan, Pradelski, Bohnsak       |    |     |     |     |       |       |   |     |
| 8. Olympia             | 23   | 34 | 58  | 85  | 93  | (117) | (136) | = | 293 |
|                        | Williams, Neisler, Brand, DeLoriea,<br>Seline, DeLoriea, Jeppeson  |    |     |     |     |       |       |   |     |
| 9. Salem H.S.          | 4  | 26 | 87  | 98  | 101 | (115) | (120) | = | 316 |
|                        | Helton, Wilson, Hargis, Clark,<br>Thompson, Henke, Tippitt         |    |     |     |     |       |       |   |     |
| 10. Palatine           | 38   | 41 | 66  | 80  | 97  | (99)  | (112) | = | 322 |
|                        | Ricci, Milner, Pollard, Pollard,<br>Rimler, Lyons, Chermak         |    |     |     |     |       |       |   |     |
| 11. Peoria Notre Dame  | 56   | 61 | 76  | 77  | 83  | (90)  | (102) | = | 353 |
|                        | Cover, Cunningham, Birkmeier, Wunning,<br>Grawey, Burk, Birkmeier  |    |     |     |     |       |       |   |     |
| 12. Oregon             | 25   | 67 | 74  | 107 | 134 | (145) | (205) | = | 407 |
|                        | Hoffman, Afflerbaugh, Perdue, Smith,<br>Diehl, Tate, Nesemeier     |    |     |     |     |       |       |   |     |
| 13. Conant             | 30   | 49 | 60  | 135 | 139 | (171) |       | = | 413 |
|                        | Ardisana, Eller, Brown, Olander,<br>Schier, Ericksen               |    |     |     |     |       |       |   |     |
| 14. Glenbard North     | 45   | 52 | 57  | 127 | 143 | (146) | (157) | = | 424 |
|                        | Bucci, Patella, Cichosz, Ryan,<br>Jones, Kaufmann, Schwartz        |    |     |     |     |       |       |   |     |
| 15. Springfield High   | 17   | 19 | 116 | 119 | 181 | (210) | (216) | = | 452 |
|                        | Solomon, Gillespie, Bennett, DiScala,<br>Morrison, Walcher, Ghanta |    |     |     |     |       |       |   |     |
| 16. Berwyn (Morton)    | 37   | 63 | 69  | 137 | 183 |       |       | = | 489 |
|                        | Villalobos, Garcia, Esparza, Gonzalez,                             |    |     |     |     |       |       |   |     |

## Estrada

17. Joliet Township H.S.  
88 96 100 106 108 (155)(199) = 498  
Englehart, Bernhard, McNeil, Hendricks,  
Davis, Robarts, Mutz
18. Geneseo  
18 91 125 140 159 (160) = 533  
Bean, Betcher, Sunstrom, Franks,  
Heaton, Sandavol
19. Normal West  
29 50 144 156 161 (182)(189) = 540  
Boyll, Wu, Kagy, Dawson,  
Leichtenberg, Eble, Zitting
20. West Chicago H.S.  
75 81 113 129 172 = 570  
Abante, Wdowiarz, Hempel, Visser,  
Antonino
21. Mt Zion H.S.  
35 64 95 176 224 = 594  
Barger, Barger, Harper, Beal,  
Bateman
22. Richwoods  
92 114 123 130 147 (193)(196) = 606  
Palagallo, Cobb, Wendle, Glass,  
Hussong, Schultz, Mullen
23. Danville H.S.  
9 126 148 149 188 = 620  
Rambole, Lamb, Henderson, Parr,  
Delatorre
24. Leo H.S.  
31 94 133 164 200 (204)(221) = 622  
Burns, Sandifer, Hawkins, Jones,  
Anderson, Flagg, Daniel
25. Pontiac Twp. H.S.  
46 105 141 165 168 (198) = 625  
Dinardi, Bertrand, Patterson, Aupperle,  
Halloran, Mackinson
26. East St Louis Senior  
1 72 170 175 212 = 630  
Wilburn, Hughes, Wair, Woodhouse,  
Taylor Jr
27. Homewood-Flossmoor  
39 78 121 180 215 (222)(223) = 633  
Himmel, Barrowes, Westbrooks, Ehrenfeld,  
Frew, Mullin, Turnstall
28. Normal Community  
22 79 153 190 191 (209) = 635  
Lehan, Feek, Weber, Danner,  
Peng, Kahoutek
29. Oswego H.S.  
104 109 111 151 166 (179)(214) = 641  
Spagnoli, O'Grady, Toohye, Lange,  
Rygh, Peach, Gossett
30. U-High (Normal)  
44 70 177 195 201 = 687  
Shaver, Witte, Johnson, Phillips,  
Borst
31. Maine East  
86 122 163 174 185 = 730  
De-La-Cerna, Galati, Jung, Ng,  
Marquez
32. Champaign Centennial  
110 118 167 169 178 (206)(213) = 742  
Holm, Stearns, Mahoney, Dorsey,  
Hatfield, New, Sherrie
33. Decatur Eisenhower



# SJO AT B-H INVITE

| SJO AT B-H INV     |        |        |        |        |         |         |           |           |           |
|--------------------|--------|--------|--------|--------|---------|---------|-----------|-----------|-----------|
| 80'S, SUNNY, HUMID |        |        |        |        |         |         |           |           |           |
| 19-SEP-98          |        |        |        |        |         |         |           |           |           |
| NAME               | MILE   | 2 MILE | SPLIT  | 3 MILE | SPLIT   | AVERAGE | POINTS    | OLD TOTAL | NEW TOTAL |
| HUTCHCRAFT         | 5:54   | 12:27  | 6:33   | 18:43  | 6:16    | 6:14    | 8         | 23 1/2    | 31 1/2    |
| VAUGHN             | 6:05   | 12:31  | 6:26   | 19:12  | 6:41    | 6:24    | 8         | 10 1/2    | 18 1/2    |
| JONES              | 5:57   | 12:46  | 6:49   | 19:48  | 7:02    | 6:36    | 6         | 25 1/2    | 31 1/2    |
| YOUNG              | 6:14   | 13:05  | 6:51   | 19:55  | 6:50    | 6:38    | 6         | 25 1/2    | 31 1/2    |
| RETZ               | 6:15   | 13:06  | 6:51   | 20:07  | 7:01    | 6:42    | 4         | 21 1/2    | 25 1/2    |
| HUFF               | 6:12   | 13:13  | 7:01   | 20:17  | 7:04    | 6:45    | 4         | 14 1/2    | 18 1/2    |
| TOP 5 SPLIT = 1:24 |        |        |        |        |         |         |           |           |           |
| TOP 6 SPLIT = 1:34 |        |        |        |        |         |         |           |           |           |
| MILE               | 2 MILE | SPLIT  | 3 MILE | SPLIT  | AVERAGE | POINTS  | OLD TOTAL | NEW TOTAL |           |
| RASCH              |        |        | 20:40  |        | 6:53    | 4       | 8         | 12        |           |
| KUCHENBROD         |        |        | 20:59  |        | 6:59    | 4       | 15        | 19        |           |
| HEDIN              |        |        | 21:18  |        | 7:06    | 3.5     | 14        | 17 1/2    |           |
| CAGLE              |        |        | 22:19  |        | 7:26    | 3       | 12        | 15        |           |
| ANDREWS            |        |        | 23:16  |        | 7:45    | 1.5     | 7 1/2     | 9         |           |
| JENKINS            |        |        | 24:52  |        | 7:45    | 0       | 4         | 4         |           |
| TOP 5 SPLIT = 2:36 |        |        |        |        |         |         |           |           |           |
| TOP 6 SPLIT = 4:12 |        |        |        |        |         |         |           |           |           |

| PTS.             | NAME              | 1 MILE     | SPLIT | 2 MILE                   | SPLIT     | 3 MILE | SPL |
|------------------|-------------------|------------|-------|--------------------------|-----------|--------|-----|
| ④                | TRASCH <b>DK</b>  | 8          |       |                          |           | 20:40  | ✓   |
| ②                | KUCHENBROD        | 12         |       |                          |           | 20:59  | ✓   |
| ③ <sup>1/2</sup> | HEDIN comb        | 15         |       |                          |           | 21:18  | ✓   |
| ③                | CAGLE             | 17         | 17:00 |                          |           | 22:19  | ✓   |
| ① <sup>1/2</sup> | ANDREWS           | 20         |       |                          |           | 23:16  | ✓   |
| ①                | JENKINS           | 25         |       |                          |           | 24:52  | ✓   |
|                  | <del>BOSLEY</del> |            |       | 1-S = 2:36<br>1-B = 4:12 |           |        | ✓   |
| PTS. ↓           |                   |            |       |                          |           |        | ✓   |
| ⑥                | JONES 31          | 6:57       |       |                          |           | 19:48  | ✓   |
| ⑥                | YOUNG 33 ✓        | 8:14       |       | 13:05                    |           | 19:55  | ✓   |
| ④                | RETZ 37 ✓         | 9:5        |       | 13:05                    |           | 20:07  | ✓   |
| ⑧                | VAUGHN 41 ✓       |            |       | 12:31                    |           | 20:02  | ✓   |
| ⑧                | HUTCHCRAFT 47 ✓   |            |       | 7:27                     | <b>OK</b> | 19:55  | ✓   |
| ④                | HUFF 40           |            |       |                          |           | 20:17  | ✓   |
|                  |                   | 1-S = 1:24 |       |                          | 19:57     |        | ✓   |
|                  |                   | 1-B = 1:34 |       |                          | 18:43     | 20     | ✓   |
|                  |                   |            |       |                          | 24        |        | ✓   |
|                  |                   |            |       |                          | 1         |        | ✓   |

# Boys Varsity

## BISMARCK-HENNING INVITATIONAL

1 2 3 4 5 6 7

PLACE

|                      | 1  | 2  | 3                | 4  | 5  | 6                | 7  |  |     |     |
|----------------------|----|----|------------------|----|----|------------------|----|--|-----|-----|
| BISMARCK-HENNING     |    |    |                  |    |    |                  |    |  |     |     |
| ARCOLA               |    |    |                  |    |    |                  |    |  |     |     |
| SCHLARMAN            |    |    |                  |    |    |                  |    |  |     |     |
| GEORGETOWN-RIDGEFARM |    |    |                  |    |    |                  |    |  |     |     |
| HOOPSTON-EAST LYNN   | 1  | 42 | 47               |    |    |                  |    |  |     |     |
| OAKWOOD              | 2  | 5  | 8                | 10 | 26 | <del>20</del> 27 | 45 |  | 123 | 1   |
| PBL                  | 15 | 17 | 32               | 43 | 36 | 52               | 49 |  | 244 | 8   |
| ST. JOSEPH-OGDEN     | 14 | 21 | 31               | 33 | 37 | 40               |    |  | 176 | 6.5 |
| SEEGER               | 13 | 28 | 30               | 44 | 50 | 54               |    |  | 219 | 7   |
| UNITY                | 4  | 7  | 19               | 25 | 29 | <del>30</del> 41 | 46 |  | 171 | 4   |
| ARMSTRONG            | 3  | 18 | 20               | 24 | 48 | 55               |    |  | 168 | 3   |
| SALT FORK            | 12 |    |                  |    |    |                  |    |  |     |     |
| CHRISMAN             | 16 | 23 | 34               | 39 | 53 |                  |    |  | 165 | 2   |
| Momence              | 6  | 9  | <del>10</del> 11 | 22 | 35 | 38               | 51 |  | 172 | 5   |

# BHHS INVITATIONAL

VAR BOYS

F-S BOYS

VAR. GIRLS

OPEN

| NAME              | SCHOOL    | TIME     | NAME               | SCHOOL    | TIME  |
|-------------------|-----------|----------|--------------------|-----------|-------|
| 1 John Shaffer    | Hoop Area | 16 25 40 | Aaron Huff         | SJO       | 17    |
| 2 Cory Vandenberg | Oak       | 17 26 41 | Charlie Deakin     | Unity     | 18    |
| 3 Ryan Andrews    | AP        | 31 42    | Chris Barrick      | Hoop Area | 36    |
| 1 Andy Mahe       | Unity     | 39 43    | Josh Burgess       | PBL       | 47    |
| Rob Hargrave      | Oak       | 52 44    | Dustin Stonebraker | Seegar    | 48    |
| 2 Richard McCurry | Momence   | 18 08 45 | Steve Drollinger   | Oak       | 51    |
| 7 James Thompson  | Unity     | 18 46    | Tom Dawlee         | Unity     | 21 02 |
| Jason Wills       | Oak       | 24 47    | Justin Brey        | Hoop Area | 12    |
| Peter Anaya       | Momence   | 26 48    | Sebastian Bischert | AP        | 14    |
| 2 John Leahy      | Oak       | 27 49    | Bill Wheeler       | PBL       | 21    |
| 1 Come Finnegan   | Momence   | 30 50    | Collan Booth       | Seegar    | 23    |
| 2 Joe Shirley     | Salt Fork | 36 51    | Demetrius Triplett | Momence   | 34    |
| 3 Brandon White   | Seegar    | 37 52    | Craig Boone        | PBL       | 35    |
| 4 Orin Hutchcraft | SJO       | 43 53    | Lane Good          | Chris.    | 23 17 |
| 5 Justin Brown    | PBL       | 54 54    | Chris Moore-Walker | Seegar    | 25 14 |
| 0 Chad Bell       | Chrisman  | 19 00 55 | Eric Moss          | AP        | 30 05 |
| 7 Mitch Brehm     | PBL       | 01 56    |                    |           |       |
| 8 Brandon Hied    | AP        | 05 57    |                    |           |       |
| 7 Tim Hausman     | Unity     | 05 58    |                    |           |       |
| 0 Preston Grey    | AP        | 07 59    |                    |           |       |
| 1 Aaron Vaughn    | SJO       | 12 60    |                    |           |       |
| 2 Anthony Riley   | Momence   | 14 61    |                    |           |       |
| 3 Austin Cantrell | Chrisman  | 15 62    |                    |           |       |
| 4 Travis White    | AP        | 18 63    |                    |           |       |
| 5 Ryan Laker      | Unity     | 21 64    |                    |           |       |
| 6 J.T. Voorhees   | Oak       | 24 65    |                    |           |       |
| 7 Mike Phillips   | Oak       | 29 66    |                    |           |       |
| 8 Richard Walker  | Seegar    | 32 67    |                    |           |       |
| 7 Ray Hauser      | Unity     | 38 68    |                    |           |       |
| 0 David Barnett   | Seegar    | 44 69    |                    |           |       |
| Doran Jones       | SJO       | 48 70    |                    |           |       |
| 2 Joe Burgess     | PBL       | 52 71    |                    |           |       |
| 3 Kyle Young      | SJO       | 55 72    |                    |           |       |
| 1 Jake Romoser    | Chris.    | 55 73    |                    |           |       |
| 5 David Latty     | Momence   | 56 74    |                    |           |       |
| 0 Greg Niewold    | PBL       | 20 03 75 |                    |           |       |
| 7 Jason Retz      | SJO       | 07 76    |                    |           |       |
| 2 Josh Zelhart    | Momence   | 12 77    |                    |           |       |
| 7 Levi Rogers     | Chris.    | 13 78    |                    |           |       |

BISMARCK-HENNING INVITATIONAL

|                      | 1  | 2  | 3  | 4  | 5  | 6  | 7 |  |  |     | PLACE |
|----------------------|----|----|----|----|----|----|---|--|--|-----|-------|
| BISMARCK-HENNING     | 2  | 16 | 27 |    |    |    |   |  |  |     |       |
| ARCOLA               |    |    |    |    |    |    |   |  |  |     |       |
| SCHLARMAN            | 10 |    |    |    |    |    |   |  |  |     |       |
| GEORGETOWN-RIDGEFARM | 3  | 5  | 7  |    |    |    |   |  |  |     |       |
| HOOPSTON-EAST LYNN   | 1  | 11 | 23 |    |    |    |   |  |  |     |       |
| OAKWOOD              | 6  | 13 | 24 |    |    |    |   |  |  |     |       |
| PBL                  |    |    |    |    |    |    |   |  |  |     |       |
| ST. JOSEPH-OGDEN     | 8  | 12 | 15 | 20 | 25 | 28 |   |  |  | 108 | 1     |
| SEEGER               |    |    |    |    |    |    |   |  |  |     |       |
| UNITY                | 18 | 19 | 21 | 29 |    |    |   |  |  |     |       |
| ARMSTRONG            |    |    |    |    |    |    |   |  |  |     |       |
| SALT FORK            | 17 |    |    |    |    |    |   |  |  |     |       |
| CHRISMAN             | 22 |    |    |    |    |    |   |  |  |     |       |
| Momence              | 4  | 9  | 14 | 26 | 30 | 31 |   |  |  | 114 | 2     |

# BHHS INVITATIONAL

VAR BOYS

F-S BOYS

VAR. GIRLS

OPEN

| NAME           | SCHOOL    | TIME  | NAME | SCHOOL | TIME |
|----------------|-----------|-------|------|--------|------|
| Dustin Smith   | Hoop Area | 17 44 |      |        | 40   |
| Jason Stewart  | Bismarck  | 18 15 |      |        | 41   |
| Tommy Winn     | GRF       | 19 09 |      |        | 42   |
| Nick Wyatt     | Morrice   | 19    |      |        | 43   |
| Scott Maquet   | GRF       | 20 00 |      |        | 44   |
| Marcus Grove   | Oakland   | 06    |      |        | 45   |
| Jacob Ellis    | GRF       | 12    |      |        | 46   |
| John Rosch     | SJO       | 40    |      |        | 47   |
| John Henry     | Morrice   | 49    |      |        | 48   |
| Brian Hughes   | Schubert  | 50    |      |        | 49   |
| Thomas Long    | Hoop Area | 58    |      |        | 50   |
| Joe Kuchenbrod | SJO       | 59    |      |        | 51   |
| Eric Powell    | Oak       | 21 01 |      |        | 52   |
| Ed Rakaukas    | Morrice   | 16    |      |        | 53   |
| Craig Hedin    | SJO       | 18    |      |        | 54   |
| Dana King      | Bismarck  | 31    |      |        | 55   |
| Josh Lührsen   | Salt Fork | 35    |      |        | 56   |
| Chris Kamradt  | Unity     | 50    |      |        | 57   |
| Chris Chestnut | Unity     | 57    |      |        | 58   |
| Brandon Cagle  | SJO       | 22 19 |      |        | 59   |
| Josh Kocher    | Unity     | 20    |      |        | 60   |
| Braden Hernaly | Hoop Area | 33    |      |        | 61   |
| Luke Beals     | Chrisman  | 48    |      |        | 62   |
| T.J. Stewart   | Oak       | 23 13 |      |        | 63   |
| Reid Andrew    | SJO       | 16    |      |        | 64   |
| Josh Blagg     | Morrice   | 20    |      |        | 65   |
| T.J. Pierson   | Bis.      | 42    |      |        | 66   |
| Nathan Jenkins | SJO       | 24 52 |      |        | 67   |
| Guthrie Hood   | Unity     | 25 17 |      |        | 68   |
| Derrick Draine | Morrice   | 28 14 |      |        | 69   |
| Lewis Ashley   | Morrice   | 50    |      |        | 70   |
|                |           |       |      |        | 71   |
|                |           |       |      |        | 72   |
|                |           |       |      |        | 73   |
|                |           |       |      |        | 74   |
|                |           |       |      |        | 75   |
|                |           |       |      |        | 76   |
|                |           |       |      |        | 77   |
|                |           |       |      |        | 78   |

# BHHS INVITATIONAL

VAR BOYS

F-S BOYS

VAR. GIRLS

OPEN

| NAME                 | SCHOOL  | TIME     | NAME | SCHOOL | TIME |
|----------------------|---------|----------|------|--------|------|
| Anne Jacobson        | Unity   | 15 17 40 |      |        |      |
| Ashley Harrison      | Seegar  | 16 29 41 |      |        |      |
| Jadce Lambert        | Oak     | 33 42    |      |        |      |
| Sarah Hoerbert       | PBL     | 34 43    |      |        |      |
| Ebony Howard         | Momence | 43 44    |      |        |      |
| Stacey Kelly         | Oak     | 52 45    |      |        |      |
| Jenifer Clinton      | Unity   | 17 06 46 |      |        |      |
| Destiny Lamb         | Momence | 33 47    |      |        |      |
| Dachelle Chamberlain | Momence | 44 48    |      |        |      |
| Mallozy Hausman      | Oak     | 47 49    |      |        |      |
| Natalie Laroe        | PBL     | 18 02 50 |      |        |      |
| Alyssa Wielgat       | Momence | 41 51    |      |        |      |
| Jessica Knoblauch    | Momence | 49 52    |      |        |      |
| Beth Richter         | Oak     | 19 42 53 |      |        |      |
| Odell Stewart        | Momence | 46 54    |      |        |      |
| Britany Linett       | Oak     | 20 28 55 |      |        |      |
| Flexia Drainie       | Momence | 21 19 56 |      |        |      |
| Alicia Evans         | Oak     | 31 57    |      |        |      |
|                      |         |          |      |        | 58   |
|                      |         |          |      |        | 59   |
|                      |         |          |      |        | 60   |
|                      |         |          |      |        | 61   |
|                      |         |          |      |        | 62   |
|                      |         |          |      |        | 63   |
|                      |         |          |      |        | 64   |
|                      |         |          |      |        | 65   |
|                      |         |          |      |        | 66   |
|                      |         |          |      |        | 67   |
|                      |         |          |      |        | 68   |
|                      |         |          |      |        | 69   |
|                      |         |          |      |        | 70   |
|                      |         |          |      |        | 71   |
|                      |         |          |      |        | 72   |
|                      |         |          |      |        | 73   |
|                      |         |          |      |        | 74   |
|                      |         |          |      |        | 75   |
|                      |         |          |      |        | 76   |
|                      |         |          |      |        | 77   |
|                      |         |          |      |        | 78   |

# Girls Varsity

## BISMARCK-HENNING INVITATIONAL

1 2 3 4 5 6 7

PLACE

|                      | 1  | 2  | 3  | 4  | 5  | 6  | 7  |  |     |   |
|----------------------|----|----|----|----|----|----|----|--|-----|---|
| BISMARCK-HENNING     | 18 | 41 | 52 |    |    |    |    |  |     |   |
| ARCOLA               |    |    |    |    |    |    |    |  |     |   |
| SCHLARMAN            |    |    |    |    |    |    |    |  |     |   |
| GEORGETOWN-RIDGEFARM | 3  | 24 | 30 | 49 | 59 |    |    |  | 165 | 6 |
| HOOPSTON-EAST LYNN   | 6  | 10 | 23 | 60 |    |    |    |  |     |   |
| OAKWOOD              | 11 | 25 | 31 | 38 | 39 | 47 | 55 |  | 144 | 5 |
| PBL                  | 12 | 17 | 29 | 35 | 36 | 40 | 48 |  | 129 | 4 |
| ST. JOSEPH-OGDEN     |    |    |    |    |    |    |    |  |     |   |
| SEEGER               | 4  | 8  | 14 | 20 | 26 | 34 | 46 |  | 72  | 2 |
| UNITY                | 1  | 2  | 9  | 13 | 16 | 21 | 32 |  | 41  | 1 |
| ARMSTRONG            | 51 | 53 | 56 | 58 | 62 |    |    |  | 280 | 9 |
| -SALT FORK           | 5  | 7  | 15 | 22 | 42 | 61 |    |  | 91  | 3 |
| CHRISMAN             | 19 | 27 | 50 | 54 | 57 |    |    |  | 207 | 8 |
| Monence              | 28 | 33 | 37 | 43 | 44 | 45 |    |  | 185 | 7 |



# BHHS INVITATIONAL

VAR BOYS

F-S BOYS

VAR. GIRLS

OPEN

| NAME                  | SCHOOL    | TIME     | NAME             | SCHOOL    | TIME  |
|-----------------------|-----------|----------|------------------|-----------|-------|
| 1 Hannah Meharry      | Unity     | 13 08 40 | Monica Harber    | PBL       | 43    |
| 2 Stacy Billman       | Unity     | 13 41    | Kristin Light    | Bismarck  | 47    |
| 3 Leann Lomax         | GRF       | 28 42    | Megan Howe       | SaltFork  | 50    |
| 4 Nicole Mullins      | Seegar    | 34 43    | Krista Hickey    | Monroe    | 56    |
| 5 Kala Maddox         | SaltFork  | 38 44    | Katy Norman      | Monroe    | 16 04 |
| 6 Laura Layden        | Hoop Area | 48 45    | Marquita McCurry | Monroe    | 07    |
| 7 Haley Lucas         | SaltFork  | 52 46    | Megan Morgan     | Seegar    | 08    |
| 8 Kenzi Miller        | Seegar    | 57 47    | Brandi Boen      | Oakwood   | 11    |
| 9 Kim Boise           | Unity     | 59 48    | Hannah Dieberich | PBL       | 17    |
| 10 Ingrid Barracks    | Hoop Area | 14 04 49 | Courtney Pollman | GRF       | 18    |
| 11 Staci Fisher       | Oakwood   | 05 50    | Kristin Chandler | Chrisman  | 19    |
| 12 Ashley Luening     | PBL       | 09 51    | Meghan Mulvaney  | AP        | 20    |
| 13 Melanie Cain       | Unity     | 16 52    | Stacey Gustafson | Bismarck  | 25    |
| 14 Abigail Fellure    | Seegar    | 17 53    | Lisa Garwood     | AP        | 42    |
| 15 Beth O'Shaughnessy | SaltFork  | 21 54    | Laura Rogers     | Chrisman  | 45    |
| 16 Jenifer Hill       | Unity     | 23 55    | Jessica Fuls     | Oakwood   | 17 15 |
| 17 Amanda Tribby      | PBL       | 29 56    | Jessie Jones     | AP        | 55    |
| 18 Laura Metzner      | Bismarck  | 31 57    | Emily Bonwell    | Chrisman  | 18 06 |
| 19 Shelby Taylor      | Chrisman  | 40 58    | Monique Buford   | AP        | 31    |
| 20 Jeni Harrison      | Seegar    | 41 59    | Sarah Ellis      | GRF       | 55    |
| 21 Nicole Billman     | Unity     | 43 60    | Rachael Leigh    | Hoop Area | 19 10 |
| 22 Beth Burke         | SaltFork  | 44 61    | Amanda Owens     | SaltFork  | 59    |
| 23 Maria Hanson       | Hoop Area | 46 62    | Dusti Barker     | AP        | 23 44 |
| 24 Jessie Tutwiler    | GRF       | 50 63    |                  |           |       |
| 25 Natalie Gaglia     | Oakwood   | 51 64    |                  |           |       |
| 26 Katharyn Turner    | Seegar    | 52 65    |                  |           |       |
| 27 Lauren Young       | Chrisman  | 15 14 66 |                  |           |       |
| 28 Jill Reising       | Monroe    | 14 67    |                  |           |       |
| 29 Erica Anda         | PBL       | 16 68    |                  |           |       |
| 30 Dauna Crowder      | GRF       | 17 69    |                  |           |       |
| 31 Jana Wells         | Oakwood   | 22 70    |                  |           |       |
| 32 Jessi Beard        | Unity     | 24 71    |                  |           |       |
| 33 Katie Nelson       | Monroe    | 29 72    |                  |           |       |
| 34 Ashley Brown       | Seegar    | 29 73    |                  |           |       |
| 35 Sarah Pacey        | PBL       | 31 74    |                  |           |       |
| 36 Natalie Carter     | PBL       | 35 75    |                  |           |       |
| 37 Devery Williams    | Monroe    | 38 76    |                  |           |       |
| 38 Juli Fourez        | Oakwood   | 39 77    |                  |           |       |
| 39 Jena Wells         | Oakwood   | 40 78    |                  |           |       |

# SJO AT SPARTAN CLASSIC

SJO AT SPARTAN CLASSIC  
80'S, SUNNY, HUMID, WINDY  
26-SEP-98

| NAME                 | MILE | 2 MILE | SPLIT | 2.95               | SPLIT | AVERAGE | POINTS | OLD TOTAL | NEW TOTAL | 3 MI PROJ.    |  |
|----------------------|------|--------|-------|--------------------|-------|---------|--------|-----------|-----------|---------------|--|
| HALE                 | 5:07 | 10:25  | 5:18  | 15:28              | 5:03  | 5:14    | 31     | 93        | 124       | 15:43         |  |
| FORSHIER             | 5:05 | 10:23  | 5:18  | 15:30              | 5:07  | 5:15    | 31     | 94        | 125       | 15:45         |  |
| MARRIOTT             | 5:05 | 10:28  | 5:23  | 15:31              | 5:03  | 5:15    | 31     | 94        | 125       | 15:46         |  |
| HART                 | 5:05 | 10:32  | 5:27  | 15:42              | 5:10  | 5:19    | 31     | 93        | 124       | 15:57         |  |
| HOUCHENS             | 5:16 | 10:48  | 5:32  | 16:07              | 5:19  | 5:27    | 31     | 57        | 88        | 16:23         |  |
| MCDANNALD,M          | 5:12 | 11:09  | 5:57  | 16:46              | 5:37  | 5:41    | 31     | 76        | 107       | 17:03         |  |
| MCDANNALD,D          | 5:12 | 11:28  | 6:16  | 17:26              | 5:58  | 5:54    | 31     | 76 1/2    | 107 1/2   | 17:43         |  |
| TOP 5 SPLIT = 39 SEC |      |        |       | TOP 7 SPLIT = 1:58 |       |         |        |           |           |               |  |
| TOP 4 SPLIT = 14 SEC |      |        |       | 5-6 SPLIT = 39 SEC |       |         |        |           |           |               |  |
| 4-5 SPLIT = 25 SEC   |      |        |       | 6-7 SPLIT = 40 SEC |       |         |        |           |           |               |  |
| NAME                 | MILE | 1.96   | SPLIT |                    |       | AVERAGE | POINTS | OLD TOTAL | NEW TOTAL | 2.1 PROJECTED |  |
| LEGERNES             | 6:04 | 12:12  | 6:08  |                    |       | 6:13    | 31     | 77        | 108       | 13:04         |  |
| KARY                 | 6:03 | 12:18  | 6:15  |                    |       | 6:16    | 31     | 73        | 104       | 13:10         |  |
| INGRAM               | 6:16 | 12:33  | 6:17  |                    |       | 6:24    | 31     | 74        | 105       | 13:26         |  |
| FRANZEN              | 6:11 | 12:43  | 6:32  |                    |       | 6:29    | 31     | 73        | 104       | 13:37         |  |
| ROBERTS              | 6:06 | 12:54  | 6:48  |                    |       | 6:34    | 31     | 48        | 79        | 13:49         |  |
| CHANDLER             | 6:22 | 13:06  | 6:44  |                    |       | 6:41    | 31     | 77        | 108       | 14:02         |  |
| WINN                 | 6:44 | 13:21  | 6:37  |                    |       | 6:48    | 31     | 52        | 83        | 14:18         |  |
| TOP 5 SPLIT = 42 SEC |      |        |       | TOP 7 SPLIT = 1:09 |       |         |        |           |           |               |  |

1998 GIRLS SPARTAN CLASSIC  
 DATE: 9-26-98

TEAM SCORES - SJO CLASSIC GIRLS

|     |                        |     |
|-----|------------------------|-----|
| 1>  | ST. JOSEPH OGDEN HS    | 65  |
| 2>  | UNI HIGH - URBANA      | 99  |
| 3>  | TOLONO UNITY HS        | 115 |
| 4>  | MAHOMET-SEYMOUR HS     | 152 |
| 5>  | ST. TERESA HS          | 188 |
| 6>  | TEUTOPOLIS HS          | 193 |
| 7>  | MIDWEST CENTRAL HS     | 205 |
| 8>  | SULLIVAN HIGH SCHOOL   | 236 |
| 9>  | SHELBYVILLE HS         | 242 |
| 10> | SALT FORK              | 247 |
| 11> | MONTICELLO HIGH SCHOOL | 251 |
| 12> | PAXTON-BUCKLEY-LODA HS | 253 |
| 13> | NEOGA HIGH SCHOOL      | 312 |
| 14> | TRI-VALLEY HS          | 379 |
| 15> | COWDEN-HERRICK HS      | 380 |
| 16> | OAKWOOD HIGH SCHOOL    | 391 |
| 17> | CENTRAL A & M HS       | 392 |
| 18> | VILLA GROVE HS         | 493 |
| 19> | CHRISMAN HIGH SCHOOL   | 495 |
| 20> | CUMBERLAND HS          | 527 |
| 21> | ST. ANTHONY HS         | 528 |

|            |    |            |    |
|------------|----|------------|----|
| 31-0:13'03 | 69 | 1-0:14'21  | 77 |
| 32-0:13'04 | 48 | 2-0:14'22  | 73 |
| 33-0:13'04 | 97 | 3-0:14'23  | 40 |
| 34-0:13'05 | 48 | 4-0:14'24  | 29 |
| 35-0:13'05 | 86 | 5-0:14'25  | 91 |
| 36-0:13'06 | 46 | 6-0:14'27  | 10 |
| 37-0:13'15 | 42 | 7-0:14'28  | 07 |
| 38-0:13'17 | 29 | 8-0:14'29  | 08 |
| 39-0:13'18 | 99 | 9-0:14'30  | 04 |
| 40-0:13'20 | 08 | 10-0:14'33 | 23 |
| 41-0:13'20 | 92 | 11-0:14'35 | 51 |
| 42-0:13'21 | 36 | 12-0:14'37 | 69 |
| 43-0:13'21 | 94 | 13-0:14'40 | 26 |
| 44-0:13'22 | 43 | 14-0:14'41 | 67 |
| 45-0:13'23 | 11 | 15-0:14'43 | 70 |
| 46-0:13'23 | 78 | 16-0:14'45 | 78 |
| 47-0:13'24 | 62 | 17-0:14'46 | 89 |
| 48-0:13'28 | 18 | 18-0:14'47 | 82 |
| 49-0:13'29 | 01 | 19-0:14'48 | 97 |
| 50-0:13'30 | 07 | 20-0:14'52 | 61 |
| 51-0:13'31 | 62 | 21-0:14'53 | 60 |
| 52-0:13'32 | 41 | 22-0:14'54 | 45 |
| 53-0:13'32 | 90 | 23-0:14'56 | 72 |
| 54-0:13'33 | 45 | 24-0:14'57 | 42 |
| 55-0:13'34 | 04 | 25-0:14'58 | 59 |
| 56-0:13'34 | 47 | 26-0:15'00 | 94 |
| 57-0:13'34 | 88 | 27-0:15'03 | 77 |
| 58-0:13'35 | 63 | 28-0:15'04 | 51 |
| 59-0:13'39 | 21 | 29-0:15'05 | 05 |
| 60-0:13'40 | 63 | 30-0:15'05 | 58 |
| 61-0:13'41 | 91 | 31-0:15'06 | 71 |
| 62-0:13'42 | 71 | 32-0:15'07 | 24 |
| 63-0:13'43 | 35 | 33-0:15'19 | 63 |
| 64-0:13'43 | 96 | 34-0:15'25 | 16 |
| 65-0:13'44 | 64 | 35-0:15'25 | 96 |
| 66-0:13'45 | 30 | 36-0:15'26 | 90 |
| 67-0:13'45 | 82 | 37-0:15'27 | 92 |
| 68-0:13'46 | 29 | 38-0:15'28 | 97 |
| 69-0:13'46 | 70 | 39-0:15'35 | 12 |
| 70-0:13'47 | 24 | 40-0:15'37 | 99 |
| 71-0:13'47 | 70 | 41-0:15'39 | 77 |
| 72-0:13'50 | 07 | 42-0:15'40 | 70 |
| 73-0:13'50 | 95 | 43-0:15'48 | 98 |
| 74-0:13'52 | 50 | 44-0:15'50 | 12 |
| 75-0:13'53 | 38 | 45-0:15'57 | 59 |
| 76-0:13'54 | 10 | 46-0:16'03 | 82 |
| 77-0:13'55 | 04 | 47-0:16'04 | 69 |
| 78-0:13'56 | 42 | 48-0:16'05 | 46 |
| 79-0:13'57 | 36 | 49-0:16'14 | 33 |
| 80-0:13'58 | 59 | 50-0:16'14 | 87 |
| 81-0:13'59 | 68 | 51-0:16'15 | 38 |
| 82-0:14'00 | 70 | 52-0:16'16 | 63 |
| 83-0:14'01 | 64 | 53-0:16'23 | 54 |
| 84-0:14'02 | 25 | 54-0:16'24 | 25 |
| 85-0:14'03 | 04 | 55-0:16'27 | 87 |
| 86-0:14'04 | 61 | 56-0:16'28 | 99 |
| 87-0:14'05 | 84 | 57-0:16'33 | 86 |
| 88-0:14'06 | 66 | 58-0:16'39 | 67 |
| 89-0:14'07 | 09 | 59-0:16'46 | 41 |
| 90-0:14'07 | 57 | 60-0:16'54 | 37 |
| 91-0:14'09 | 19 | 61-0:16'59 | 21 |
| 92-0:14'10 | 15 | 62-0:17'00 | 99 |
| 93-0:14'13 | 55 | 63-0:17'06 | 63 |
| 94-0:14'14 | 64 | 64-0:17'09 | 76 |
| 95-0:14'16 | 30 | 65-0:17'51 | 50 |
| 96-0:14'17 | 32 | 66-0:18'15 | 40 |
| 97-0:14'18 | 17 | 67-0:18'40 | 67 |
| 98-0:14'18 | 60 | 68-0:18'41 | 50 |
| 99-0:14'19 | 08 | 69-0:18'42 | 11 |
| 00-0:14'19 | 95 | 70-0:18'42 | 24 |

2002 9 26  
 START 10:02  
 SPLIT

|            |    |
|------------|----|
| 1-0:12'03  | 68 |
| 2-0:12'04  | 58 |
| 3-0:12'10  | 06 |
| 4-0:12'10  | 89 |
| 5-0:12'11  | 53 |
| 6-0:12'12  | 57 |
| 7-0:12'15  | 19 |
| 8-0:12'17  | 44 |
| 9-0:12'18  | 08 |
| 10-0:12'20 | 79 |
| 11-0:12'21 | 75 |
| 12-0:12'24 | 11 |
| 13-0:12'29 | 06 |
| 14-0:12'30 | 90 |
| 15-0:12'33 | 58 |
| 16-0:12'38 | 83 |
| 17-0:12'42 | 25 |
| 18-0:12'43 | 54 |
| 19-0:12'45 | 43 |
| 20-0:12'46 | 08 |
| 21-0:12'47 | 25 |
| 22-0:12'47 | 96 |
| 23-0:12'49 | 19 |
| 24-0:12'54 | 10 |
| 25-0:12'55 | 50 |
| 26-0:12'57 | 10 |
| 27-0:12'57 | 95 |
| 28-0:12'59 | 13 |
| 29-0:12'59 | 98 |
| 30-0:13'01 | 02 |

1998 GIRLS SPARTAN CLASSIC: 9-26-98

WEATHER CONDITIONS: SUNNY & HOT  
 LENGTH OF COURSE: 1.96  
 COURSE RECORD: 11:18.9 MINUTES

FINAL RESULTS - SJO CLASSIC GIRLS

| PLACE | NUMBER | NAME                     | SCHOOL                       | TEAM PLACEMENT | TIME     |
|-------|--------|--------------------------|------------------------------|----------------|----------|
| 1>    | #00139 | H. MEHARRY - SO.....     | TOLONO UNITY HS.....         | 1              | 12:03.68 |
| 2>    | #00142 | S. BILLMAN - FR.....     | TOLONO UNITY HS.....         | 2              | 12:04.58 |
| 3>    | #00158 | J. CRANSTON - FR.....    | JNI HIGH - URBANA.....       | 3              | 12:10.06 |
| 4>    | #00125 | K. MCCARTHY - SR.....    | ST. TERESA HS.....           | 4              | 12:10.89 |
| 5>    | #00062 | A. GUENGERICH - FR.....  | MIDWEST CENTRAL HS.....      | 5              | 12:11.53 |
| 6>    | #00119 | L. LEGERNES - SR.....    | ST. JOSEPH OGDEN HS.....     | 6              | 12:12.57 |
| 7>    | #00126 | A. PAPA - JR.....        | ST. TERESA HS.....           | 7              | 12:15.19 |
| 8>    | #00055 | M. SCOTT - FR.....       | MAHOMET-SEYMOUR HS.....      | 8              | 12:17.44 |
| 9>    | #00123 | J. KARY - FR.....        | ST. JOSEPH OGDEN HS.....     | 9              | 12:18.08 |
| 10>   | #00056 | A. TELTHORST - SR.....   | MAHOMET-SEYMOUR HS.....      | 10             | 12:29.79 |
| 11>   | #00039 | *J. HALL - SR.....       | DELAVAN/TREMONT HS.....      | ---            | 0:00.00  |
| 12>   | #00159 | A. ZODHIATES - FR.....   | JNI HIGH - URBANA.....       | 11             | 0:00.00  |
| 13>   | #00104 | A. SELBY - JR.....       | SHELBYVILLE HS.....          | 12             | 0:00.00  |
| 14>   | #00132 | M. DETERS - JR.....      | TEUTOPOLIS HS.....           | 13             | 0:00.00  |
| 15>   | #00120 | S. INGRAM - SR.....      | ST. JOSEPH OGDEN HS.....     | 14             | 0:00.00  |
| 16>   | #00153 | *T. STEVENS - SO.....    | TUSCOLA HIGH SCHOOL.....     | ---            | 0:00.00  |
| 17>   | #00043 | *L. LOMAX - JR.....      | GEORGETOWN-RIDGEFARM HS..... | ---            | 0:00.00  |
| 18>   | #00118 | K. FRANZEN - SO.....     | ST. JOSEPH OGDEN HS.....     | 15             | 0:00.00  |
| 19>   | #00098 | H. LUCAS - JR.....       | SALT FORK.....               | 16             | 0:00.00  |
| 20>   | #00058 | C. PHILBROOK - FR.....   | MAHOMET-SEYMOUR HS.....      | 17             | 0:00.00  |
| 21>   | #00157 | M. WEI - JR.....         | JNI HIGH - URBANA.....       | 18             | 0:00.00  |
| 22>   | #00181 | C. ZIMMERMAN - SR.....   | SULLIVAN HIGH SCHOOL.....    | 19             | 0:00.00  |
| 23>   | #00069 | C. GIBSON - SR.....      | MONTICELLO HIGH SCHOOL... 20 | 0:00.00        |          |
| 24>   | #00117 | A. ROBERTS - SO.....     | ST. JOSEPH OGDEN HS.....     | 21             | 0:00.00  |
| 25>   | #00090 | A. LUENING - FR.....     | PAXTON-BUCKLEY-LODA HS... 22 | 0:00.00        |          |
| 26>   | #00083 | S. FISHER - FR.....      | OAKWOOD HIGH SCHOOL.....     | 23             | 0:00.00  |
| 27>   | #00160 | J. LU - SR.....          | JNI HIGH - URBANA.....       | 24             | 0:00.00  |
| 28>   | #00099 | K. MADDOX - JR.....      | SALT FORK.....               | 25             | 0:00.00  |
| 29>   | #00133 | J. DASENBROCK - SR.....  | TEUTOPOLIS HS.....           | 26             | 0:00.00  |
| 30>   | #00141 | M. CAIN - SO.....        | TOLONO UNITY HS.....         | 27             | 0:00.00  |
| 31>   | #00050 | *L. LAYDEN - FR.....     | HOOPESTON AREA HS.....       | ---            | 0:00.00  |
| 32>   | #00063 | H. ROGERS - FR.....      | MIDWEST CENTRAL HS.....      | 28             | 0:00.00  |
| 33>   | #00081 | M. HARTKE - FR.....      | NEOGA HIGH SCHOOL.....       | 29             | 0:00.00  |
| 34>   | #00057 | J. SCHROEDER - FR.....   | MAHOMET-SEYMOUR HS.....      | 30             | 0:00.00  |
| 35>   | #00091 | A. TRIBBY - JR.....      | PAXTON-BUCKLEY-LODA HS... 31 | 0:00.00        |          |
| 36>   | #00121 | *K. CHANDLER - SO.....   | ST. JOSEPH OGDEN HS.....     | 32             | 0:00.00  |
| 37>   | #00070 | A. MCLEESE - JR.....     | MONTICELLO HIGH SCHOOL... 33 | 0:00.00        |          |
| 38>   | #00105 | E. SKINNER - JR.....     | SHELBYVILLE HS.....          | 34             | 0:00.00  |
| 39>   | #00064 | S. TIMM - FR.....        | MIDWEST CENTRAL HS.....      | 35             | 0:00.00  |
| 40>   | #00051 | *I. BARRACKS - SR.....   | HOOPESTON AREA HS.....       | ---            | 0:00.00  |
| 41>   | #00065 | S. BRITZ - JR.....       | MIDWEST CENTRAL HS.....      | 36             | 0:00.00  |
| 42>   | #00122 | *A. WINN - FR.....       | ST. JOSEPH OGDEN HS.....     | 37             | 0:00.00  |
| 43>   | #00144 | J. HILL - FR.....        | TOLONO UNITY HS.....         | 38             | 0:00.00  |
| 44>   | #00076 | B. MORRIS - JR.....      | NEOGA HIGH SCHOOL.....       | 39             | 0:00.00  |
| 45>   | #00010 | *A. BLUMENSTEIN - SR.... | BREESE CENTRAL HS.....       | ---            | 0:00.00  |
| 46>   | #00100 | B. O'SHAUGHNESSY - FR..  | SALT FORK.....               | 40             | 0:00.00  |
| 47>   | #00006 | *L. METZEN - SR.....     | BISMARCK-HENNING HS.....     | ---            | 0:00.00  |
| 48>   | #00130 | D. GOGERTY - FR.....     | ST. TERESA HS.....           | 41             | 0:00.00  |
| 49>   | #00134 | T. MEYER - SR.....       | TEUTOPOLIS HS.....           | 42             | 0:00.00  |
| 50>   | #00163 | R. MILLER - FR.....      | JNI HIGH - URBANA.....       | 43             | 0:00.00  |

(MORE ON NEXT PAGE...)

|      |        |                          |                             |     |         |
|------|--------|--------------------------|-----------------------------|-----|---------|
| 51>  | #00135 | L. GRUEL - FR.....       | TEUTOPOLIS HS.....          | 44  | 0:00.00 |
| 52>  | #00049 | *A. LUKEN - JR.....      | HARTSBURG-EMDEN HS.....     | --- | 0:00.00 |
| 53>  | #00024 | *S. MCNEELY - JR.....    | COVINGTON HIGH SCHOOL....   | --- | 0:00.00 |
| 54>  | #00041 | *M. KOONCE - JR.....     | DELAVAN/TREMONT HS.....     | --- | 0:00.00 |
| 55>  | #00166 | M. XANDERS - JR.....     | VILLA GROVE HS.....         | 45  | 0:00.00 |
| 56>  | #00177 | J. PALMER - JR.....      | SULLIVAN HIGH SCHOOL.....   | 46  | 0:00.00 |
| 57>  | #00145 | N. BILLMAN - FR.....     | TOLONO UNITY HS.....        | 47  | 0:00.00 |
| 58>  | #00175 | B. COBB - SR.....        | SULLIVAN HIGH SCHOOL.....   | 48  | 0:00.00 |
| 59>  | #00071 | N. ALBAUGH - SO.....     | MONTICELLO HIGH SCHOOL...   | 49  | 0:00.00 |
| 60>  | #00106 | K. HARRIS - SO.....      | SHELBYVILLE HS.....         | 50  | 0:00.00 |
| 61>  | #00128 | C. COBB - JR.....        | ST. TERESA HS.....          | 51  | 0:00.00 |
| 62>  | #00154 | *E. HALL - SO.....       | TUSCOLA HIGH SCHOOL.....    | --- | 0:00.00 |
| 63>  | #00025 | D. NAVARRO - SO.....     | COWDEN-HERRICK HS.....      | 52  | 0:00.00 |
| 64>  | #00093 | E. ANDA - FR.....        | PAXTON-BUCKLEY-LODA HS...   | 53  | 0:00.00 |
| 65>  | #00016 | K. FORLINES - FR.....    | CENTRAL A & M HS.....       | 54  | 0:00.00 |
| 66>  | #00040 | *M. LOWRY - SR.....      | DELAVAN/TREMONT HS.....     | --- | 0:00.00 |
| 67>  | #00017 | S. TAYLOR - SO.....      | CHRISMAN HIGH SCHOOL.....   | 55  | 0:00.00 |
| 68>  | #00155 | *J. SUTHERLAND - JR..... | TUSCOLA HIGH SCHOOL.....    | --- | 0:00.00 |
| 69>  | #00178 | C. PETERS - JR.....      | SULLIVAN HIGH SCHOOL.....   | 56  | 0:00.00 |
| 70>  | #00107 | R. SMITH - SO.....       | SHELBYVILLE HS.....         | 57  | 0:00.00 |
| 71>  | #00032 | T. DITTAMORE - SR.....   | CUMBERLAND HS.....          | 58  | 0:00.00 |
| 72>  | #00044 | *D. CROWDER - SR.....    | GEORGETOWN-RIDGEFARM HS.--- | --- | 0:00.00 |
| 73>  | #00052 | *M. HANSON - SO.....     | HOOPESTON AREA HS.....      | --- | 0:00.00 |
| 74>  | #00147 | J. TYRREL - SR.....      | TRI-VALLEY HS.....          | 59  | 0:00.00 |
| 75>  | #00097 | B. BURKE - SO.....       | SALT FORK.....              | 60  | 0:00.00 |
| 76>  | #00092 | N. CARTER - JR.....      | PAXTON-BUCKLEY-LODA HS...   | 61  | 0:00.00 |
| 77>  | #00164 | J. MARLATT - SR.....     | VILLA GROVE HS.....         | 62  | 0:00.00 |
| 78>  | #00011 | B. FRANKE - SR.....      | CENTRAL A & M HS.....       | 63  | 0:00.00 |
| 79>  | #00026 | S. JONES - SO.....       | COWDEN-HERRICK HS.....      | 64  | 0:00.00 |
| 80>  | #00084 | N. GOGLIA - JR.....      | OAKWOOD HIGH SCHOOL.....    | 65  | 0:00.00 |
| 81>  | #00146 | R. BAUER - SR.....       | TRI-VALLEY HS.....          | 66  | 0:00.00 |
| 82>  | #00176 | E. FEELER - SO.....      | SULLIVAN HIGH SCHOOL.....   | 67  | 0:00.00 |
| 83>  | #00136 | K. ROEDL - FR.....       | TEUTOPOLIS HS.....          | 68  | 0:00.00 |
| 84>  | #00137 | *B. WILLENBORG - FR..... | TEUTOPOLIS HS.....          | 69  | 0:00.00 |
| 85>  | #00013 | A. MINOTT - SO.....      | CENTRAL A & M HS.....       | 70  | 0:00.00 |
| 86>  | #00023 | *C. LANDIS - JR.....     | COVINGTON HIGH SCHOOL....   | --- | 0:00.00 |
| 87>  | #00161 | *A. ZODHIATES - JR.....  | UNI HIGH - URBANA.....      | 71  | 0:00.00 |
| 88>  | #00027 | W. BANNING - JR.....     | COWDEN-HERRICK HS.....      | 72  | 0:00.00 |
| 89>  | #00080 | D. DETERS - FR.....      | NEOGA HIGH SCHOOL.....      | 73  | 0:00.00 |
| 90>  | #00173 | *T. GOEPPINGER - SR..... | WARRENSBURG-LATHAM HS....   | --- | 0:00.00 |
| 91>  | #00072 | P. BAKER - SO.....       | MONTICELLO HIGH SCHOOL...   | 74  | 0:00.00 |
| 92>  | #00073 | A. DAWSON - JR.....      | MONTICELLO HIGH SCHOOL...   | 75  | 0:00.00 |
| 93>  | #00074 | *K. MELVIN - SO.....     | MONTICELLO HIGH SCHOOL...   | 76  | 0:00.00 |
| 94>  | #00148 | K. STENGER - SR.....     | TRI-VALLEY HS.....          | 77  | 0:00.00 |
| 95>  | #00082 | B. FEARDAY - FR.....     | NEOGA HIGH SCHOOL.....      | 78  | 0:00.00 |
| 96>  | #00019 | L. YOUNG - FR.....       | CHRISMAN HIGH SCHOOL.....   | 79  | 0:00.00 |
| 97>  | #00116 | L. STUCKY - FR.....      | ST. ANTHONY HS.....         | 80  | 0:00.00 |
| 98>  | #00075 | *K. PANKAU - JR.....     | MONTICELLO HIGH SCHOOL...   | 81  | 0:00.00 |
| 99>  | #00007 | *K. LIGHT - JR.....      | BISMARCK-HENNING HS.....    | --- | 0:00.00 |
| 100> | #00143 | *J. BEARD - FR.....      | TOLONO UNITY HS.....        | 82  | 0:00.00 |
| 101> | #00149 | J. KING - JR.....        | TRI-VALLEY HS.....          | 83  | 0:00.00 |
| 102> | #00162 | *H. JASSIM - SR.....     | UNI HIGH - URBANA.....      | 84  | 0:00.00 |
| 103> | #00127 | K. CLIFFORD - JR.....    | ST. TERESA HS.....          | 85  | 0:00.00 |
| 104> | #00094 | S. PACEY - JR.....       | PAXTON-BUCKLEY-LODA HS...   | 86  | 0:00.00 |
| 105> | #00061 | J. HOLMES - FR.....      | MAHOMET-SEYMOUR HS.....     | 87  | 0:00.00 |
| 106> | #00110 | T. DUST - SR.....        | ST. ANTHONY HS.....         | 88  | 0:00.00 |
| 107> | #00108 | C. FURR - FR.....        | SHELBYVILLE HS.....         | 89  | 0:00.00 |

(MORE ON NEXT PAGE...)

|      |        |                          |                             |     |         |
|------|--------|--------------------------|-----------------------------|-----|---------|
| 108> | #00028 | S. BANNING - JR.....     | COWDEN-HERRICK HS.....      | 90  | 0:00.00 |
| 109> | #00096 | *M. HARBER - JR.....     | PAXTON-BUCKLEY-LODA HS...   | 91  | 0:00.00 |
| 110> | #00045 | *J. TUTWILER - SO.....   | GEORGETOWN-RIDGEFARM HS.--- |     | 0:00.00 |
| 111> | #00059 | *R. SINOW - JR.....      | MAHOMET-SEYMOUR HS.....     | 92  | 0:00.00 |
| 112> | #00077 | D. CATHER - SR.....      | NEOGA HIGH SCHOOL.....      | 93  | 0:00.00 |
| 113> | #00042 | *A. SIDES - JR.....      | DELAVAN/TREMONT HS.....     | --- | 0:00.00 |
| 114> | #00152 | C. PAGE - SO.....        | TRI-VALLEY HS.....          | 94  | 0:00.00 |
| 115> | #00033 | M. HAGA - SR.....        | CUMBERLAND HS.....          | 95  | 0:00.00 |
| 116> | #00085 | B. WENDELL - JR.....     | OAKWOOD HIGH SCHOOL.....    | 96  | 0:00.00 |
| 117> | #00087 | J. WELLS - JR.....       | OAKWOOD HIGH SCHOOL.....    | 97  | 0:00.00 |
| 118> | #00014 | B. WILHOUR - SO.....     | CENTRAL A & M HS.....       | 98  | 0:00.00 |
| 119> | #00078 | *J. FEARDAY - SR.....    | NEOGA HIGH SCHOOL.....      | 99  | 0:00.00 |
| 120> | #00060 | *K. MCDONALD - FR.....   | MAHOMET-SEYMOUR HS.....     | 100 | 0:00.00 |
| 121> | #00068 | J. NASH - JR.....        | MIDWEST CENTRAL HS.....     | 101 | 0:00.00 |
| 122> | #00029 | R. BOEHM - FR.....       | COWDEN-HERRICK HS.....      | 102 | 0:00.00 |
| 123> | #00001 | *L. GARWOOD - SO.....    | ARMSTRONG HIGH SCHOOL...    | --- | 0:00.00 |
| 124> | #00129 | *K. STEILING - SO.....   | ST. TERESA HS.....          | 103 | 0:00.00 |
| 125> | #00138 | *T. WALK - JR.....       | TEUTOPOLIS HS.....          | 104 | 0:00.00 |
| 126> | #00180 | *M. STEWARD - SR.....    | SULLIVAN HIGH SCHOOL....    | 105 | 0:00.00 |
| 127> | #00101 | M. HOWE - SO.....        | SALT FORK.....              | 106 | 0:00.00 |
| 128> | #00012 | C. BUSHMAN - SR.....     | CENTRAL A & M HS.....       | 107 | 0:00.00 |
| 129> | #00179 | *J. POUND - SR.....      | SULLIVAN HIGH SCHOOL....    | 108 | 0:00.00 |
| 130> | #00067 | *K. KRESAL - JR.....     | MIDWEST CENTRAL HS.....     | 109 | 0:00.00 |
| 131> | #00088 | J. WELLS - JR.....       | OAKWOOD HIGH SCHOOL....     | 110 | 0:00.00 |
| 132> | #00002 | *M. MULVANEY - SO.....   | ARMSTRONG HIGH SCHOOL...    | --- | 0:00.00 |
| 133> | #00008 | *S. GUSTAFSON - JR.....  | BISMARCK-HENNING HS.....    | --- | 0:00.00 |
| 134> | #00009 | *K. MECUM - SO.....      | BLUE RIDGE HIGH SCHOOL...   | --- | 0:00.00 |
| 135> | #00095 | *S. HOERBERT - SO.....   | PAXTON-BUCKLEY-LODA HS..    | 111 | 0:00.00 |
| 136> | #00171 | *E. MINNICK - SO.....    | WARRENSBURG-LATHAM HS...--- |     | 0:00.00 |
| 137> | #00037 | M. DETERS - FR.....      | CUMBERLAND HS.....          | 112 | 0:00.00 |
| 138> | #00030 | *K. TUCKER - SR.....     | COWDEN-HERRICK HS.....      | 113 | 0:00.00 |
| 139> | #00022 | *D. DARWACTOR - JR.....  | COVINGTON HIGH SCHOOL...    | --- | 0:00.00 |
| 140> | #00021 | L. ROGERS - SR.....      | CHRISMAN HIGH SCHOOL....    | 114 | 0:00.00 |
| 141> | #00086 | *B. BOEN - SR.....       | OAKWOOD HIGH SCHOOL....     | 115 | 0:00.00 |
| 142> | #00172 | *M. SIMMS - SO.....      | WARRENSBURG-LATHAM HS...--- |     | 0:00.00 |
| 143> | #00115 | N. DUST - JR.....        | ST. ANTHONY HS.....         | 116 | 0:00.00 |
| 144> | #00066 | *M. REYNOLDS - SR.....   | MIDWEST CENTRAL HS.....     | 117 | 0:00.00 |
| 145> | #00112 | K. NIEMERG - JR.....     | ST. ANTHONY HS.....         | 118 | 0:00.00 |
| 146> | #00151 | *K. GREENE - SO.....     | TRI-VALLEY HS.....          | 119 | 0:00.00 |
| 147> | #00003 | *J. JONES - SR.....      | ARMSTRONG HIGH SCHOOL...    | --- | 0:00.00 |
| 148> | #00031 | *B. BANNING - SR.....    | COWDEN-HERRICK HS.....      | 120 | 0:00.00 |
| 149> | #00079 | *A. MODGLIN - SR.....    | NEOGA HIGH SCHOOL.....      | 121 | 0:00.00 |
| 150> | #00018 | K. CHANDLER - FR.....    | CHRISMAN HIGH SCHOOL....    | 122 | 0:00.00 |
| 151> | #00165 | K. MOONEY - SR.....      | VILLA GROVE HS.....         | 123 | 0:00.00 |
| 152> | #00131 | *J. OWENS - FO.....      | ST. TERESA HS.....          | 124 | 0:00.00 |
| 153> | #00020 | E. BONWELL - SO.....     | CHRISMAN HIGH SCHOOL....    | 125 | 0:00.00 |
| 154> | #00114 | K. MERKEL - JR.....      | ST. ANTHONY HS.....         | 126 | 0:00.00 |
| 155> | #00089 | *R. PRIDEMORE - SR.....  | OAKWOOD HIGH SCHOOL....     | 127 | 0:00.00 |
| 156> | #00150 | *S. SHEPPELMAN - SR..... | TRI-VALLEY HS.....          | 128 | 0:00.00 |
| 157> | #00034 | M. LAUE - SR.....        | CUMBERLAND HS.....          | 129 | 0:00.00 |
| 158> | #00054 | *R. LEIGH - FR.....      | HOOPESTON AREA HS.....      | --- | 0:00.00 |
| 159> | #00113 | *J. OVERBECK - JR.....   | ST. ANTHONY HS.....         | 130 | 0:00.00 |
| 160> | #00174 | *S. FITZJARRALD - JR.... | WARRENSBURG-LATHAM HS...--- |     | 0:00.00 |
| 161> | #00005 | *M. BUFORD - SR.....     | ARMSTRONG HIGH SCHOOL...    | --- | 0:00.00 |
| 162> | #00047 | *S. ELLIS - FR.....      | GEORGETOWN-RIDGEFARM HS.--- |     | 0:00.00 |
| 163> | #00168 | M. LITTLE - JR.....      | VILLA GROVE HS.....         | 131 | 0:00.00 |
| 164> | #00169 | M. WILLIAMSON - SR.....  | VILLA GROVE HS.....         | 132 | 0:00.00 |
| 165> | #00038 | A. DETERS - JR.....      | CUMBERLAND HS.....          | 133 | 0:00.00 |

(MORE ON NEXT PAGE...)

|      |        |   |     |         |
|------|--------|---|-----|---------|
| 166> | #00111 | *H. MITCHELL - JR.....ST. ANTHONY HS..... | 134 | 0:00.00 |
| 167> | #00170 | *A. APGAR - SO.....VILLA GROVE HS.....    | 135 | 0:00.00 |
| 168> | #00109 | *R. EVERSELE - SO.....SHELBYVILLE HS..... | 136 | 0:00.00 |
| 169> | #00167 | *B. TENNYSON - SO.....VILLA GROVE HS..... | 137 | 0:00.00 |

\*-INELIGIBLE TO SCORE AND DOES NOT COUNT TOWARDS TEAM TOTALS

MILE

| NAME                  | 1 MILE          | SPLIT | 2 MILE           | SPLIT | 3 MILE                  | SPL. AV     |
|-----------------------|-----------------|-------|------------------|-------|-------------------------|-------------|
| 31 P15<br>ROBERTS (5) | 6:04            |       | 12:54            |       | +1:20                   | ✓           |
| KARU (2)              | 6:03            |       | 12:18            |       | 12:18<br>12:18<br>12:18 | ✓           |
| CHANDLER (6)          | 6:33            |       | 13:06            |       | -5                      | ✓           |
| LEGERNES (7)          | 6:04            |       | 12:12            |       | -8<br>13:21             | ✓           |
| FRANZEN (4)           | 6:12            |       | 12:43            |       | +46                     | ✓           |
| INGRAM (3)            | 6:16            |       | 12:33            |       |                         | ✓           |
| WINN (7)              | 6:35            |       | 13:21            |       |                         | ✓           |
|                       | 1-5 = 42 SEC    |       |                  |       |                         |             |
|                       | 1-7 = 1:00      |       |                  |       |                         |             |
| P15                   |                 |       |                  |       |                         | 70%<br>MILE |
| 31<br>FORSHER (2)     | 1:05            |       | 10:25            |       | 15:30                   | -17         |
| MARZLOTT (3)          | 1:05            |       | <del>10:28</del> |       | 15:31                   | -21         |
| HART (4)              | 1:05            |       | 10:32            |       | 15:40                   | -6          |
| HALE (1)              | 5:07            |       | 10:25            |       | 15:35                   | +34         |
| MCDANNALS (D)         | 1:12            |       | 11:28            |       | 16:40                   | +1:18       |
| HOUGHENS (5)          | 1:10            |       | 10:48            |       | 16:00                   | -22         |
| MCDANNALS (M)         | 1:12            |       | 11:09            |       | 16:20                   | +29         |
|                       | 1-11 = 1:11 SEC |       | 1-5 = 25 SEC     |       |                         |             |
|                       | 1-5 = 59 SEC    |       | 1-11 = 1:07 SEC  |       |                         |             |
|                       | 1-7 = 1:00      |       | 1-11 = 40 SEC    |       |                         |             |





1998 SPARTAN CLASSIC - BOYS  
 DATE: 9/26/98

TEAM SCORES - SPARTAN CLASSIC BOYS

|     |                         |          |
|-----|-------------------------|----------|
| 1>  | ST. JOSEPH OGDEN HS     | .....42  |
| 2>  | SHELBYVILLE HIGH SCHOOL | .136     |
| 3>  | MAHOMET-SEYMOUR HS      | .....162 |
| 4>  | OAKWOOD HIGH SCHOOL     | .....167 |
| 5>  | DELAVAN HIGH SCHOOL     | .....167 |
| 6>  | UNI HIGH - URBANA       | .....179 |
| 7>  | ARMSTRONG HIGH SCHOOL   | ...190   |
| 8>  | BREESE CENTRAL HS       | .....194 |
| 9>  | MIDWEST CENTRAL HS      | .....222 |
| 10> | TOLONO UNITY HS         | .....250 |
| 11> | CUMBERLAND HIGH SCHOOL  | ..290    |
| 12> | ST. ANTHONY HS          | .....308 |
| 13> | TUSCOLA HIGH SCHOOL     | .....334 |
| 14> | COWDEN-HERRICK HS       | .....337 |
| 15> | PAXTON-BUCKLEY-LODA HS  | ..357    |
| 16> | TRI-VALLEY HIGH SCHOOL  | ..365    |
| 17> | HOOPESTON AREA HS       | .....370 |
| 18> | CHRISMAN HIGH SCHOOL    | ....426  |
| 19> | TREMONT HIGH SCHOOL     | .....434 |
| 20> | VILLA GROVE HIGH SCHOOL | .552     |

|            |    |            |    |
|------------|----|------------|----|
| 40-0:17'11 | 95 | 00-0:18'46 | 32 |
| 41-0:17'13 | 33 | 1-0:18'47  | 16 |
| 42-0:17'15 | 31 | 2-0:18'49  | 01 |
| 43-0:17'15 | 63 | 3-0:18'50  | 11 |
| 44-0:17'16 | 33 | 4-0:18'56  | 78 |
| 45-0:17'17 | 01 | 5-0:18'59  | 43 |
| 46-0:17'17 | 62 | 6-0:19'00  | 02 |
| 47-0:17'20 | 30 | 7-0:19'00  | 89 |
| 48-0:17'23 | 19 | 8-0:19'02  | 55 |
| 49-0:17'25 | 23 | 9-0:19'03  | 97 |
| 50-0:17'25 | 92 | 10-0:19'04 | 30 |
| 51-0:17'26 | 37 | 11-0:19'04 | 86 |
| 52-0:17'26 | 90 | 12-0:19'07 | 39 |
| 53-0:17'30 | 08 | 13-0:19'13 | 98 |
| 54-0:17'31 | 33 | 14-0:19'16 | 05 |
| 55-0:17'31 | 79 | 15-0:19'19 | 85 |
| 56-0:17'32 | 19 | 16-0:19'21 | 36 |
| 57-0:17'32 | 67 | 17-0:19'24 | 95 |
| 58-0:17'34 | 54 | 18-0:19'30 | 57 |
| 59-0:17'35 | 66 | 19-0:19'31 | 84 |
| 60-0:17'37 | 14 | 20-0:19'32 | 96 |
| 61-0:17'41 | 37 | 21-0:19'34 | 52 |
| 62-0:17'43 | 40 | 22-0:19'35 | 93 |
| 63-0:17'43 | 86 | 23-0:19'39 | 16 |
| 64-0:17'44 | 35 | 24-0:19'40 | 90 |
| 65-0:17'45 | 96 | 25-0:19'41 | 83 |
| 66-0:17'46 | 51 | 26-0:19'42 | 95 |
| 67-0:17'47 | 36 | 27-0:19'43 | 26 |
| 68-0:17'47 | 67 | 28-0:19'45 | 85 |
| 69-0:17'48 | 12 | 29-0:19'48 | 69 |
| 70-0:17'49 | 53 | 30-0:19'55 | 35 |
| 71-0:17'52 | 11 | 31-0:20'00 | 31 |
| 72-0:17'57 | 01 | 32-0:20'01 | 18 |
| 73-0:17'57 | 75 | 33-0:20'04 | 20 |
| 74-0:17'59 | 21 | 34-0:20'08 | 24 |
| 75-0:18'02 | 49 | 35-0:20'10 | 76 |
| 76-0:18'03 | 33 | 36-0:20'12 | 24 |
| 77-0:18'04 | 89 | 37-0:20'33 | 20 |
| 78-0:18'05 | 48 | 38-0:20'38 | 83 |
| 79-0:18'05 | 97 | 39-0:20'40 | 57 |
| 80-0:18'07 | 04 | 40-0:20'46 | 98 |
| 81-0:18'08 | 15 | 41-0:20'52 | 51 |
| 82-0:18'09 | 84 | 42-0:20'58 | 36 |
| 83-0:18'10 | 62 | 43-0:21'00 | 90 |
| 84-0:18'11 | 60 | 44-0:21'08 | 14 |
| 85-0:18'12 | 09 | 45-0:21'08 | 86 |
| 86-0:18'12 | 86 | 46-0:21'14 | 43 |
| 87-0:18'14 | 89 | 47-0:21'15 | 08 |
| 88-0:18'15 | 82 | 48-0:21'34 | 99 |
| 89-0:18'17 | 32 | 49-0:21'48 | 98 |
| 90-0:18'20 | 26 | 50-0:21'52 | 96 |
| 91-0:18'21 | 47 | 51-0:21'53 | 77 |
| 92-0:18'24 | 42 | 52-0:21'54 | 24 |
| 93-0:18'25 | 68 | 53-0:22'00 | 10 |
| 94-0:18'36 | 30 | 54-0:22'06 | 98 |
| 95-0:18'37 | 05 | 55-0:22'09 | 02 |
| 96-0:18'38 | 31 | 56-0:22'35 | 08 |
| 97-0:18'39 | 28 | 57-0:22'53 | 57 |
| 98-0:18'40 | 27 | 58-0:23'07 | 98 |
| 99-0:18'44 | 01 | 59-0:23'16 | 19 |
|            |    | 60-0:23'52 | 95 |
|            |    | 61-0:24'50 | 24 |
|            |    | 62-0:24'51 | 18 |
|            |    | 63-0:26'38 | 70 |
|            |    | 64-0:28'18 | 78 |
|            |    | 65-0:28'27 | 94 |

|            |      |    |
|------------|------|----|
| 1998       | 9    | 28 |
| START      | 0:17 |    |
| SPLIT      |      |    |
| 1-0:14'51  | 47   |    |
| 2-0:15'17  | 46   |    |
| 3-0:15'24  | 13   |    |
| 4-0:15'28  | 63   |    |
| 5-0:15'30  | 39   |    |
| 6-0:15'30  | 87   |    |
| 7-0:15'31  | 28   |    |
| 8-0:15'31  | 90   |    |
| 9-0:15'36  | 58   |    |
| 10-0:15'42 | 77   |    |
| 11-0:15'52 | 95   |    |
| 12-0:15'56 | 93   |    |
| 13-0:16'02 | 09   |    |
| 14-0:16'05 | 56   |    |
| 15-0:16'06 | 98   |    |
| 16-0:16'09 | 85   |    |
| 17-0:16'18 | 30   |    |
| 18-0:16'19 | 24   |    |
| 19-0:16'21 | 23   |    |
| 20-0:16'22 | 78   |    |
| 21-0:16'23 | 99   |    |
| 22-0:16'24 | 79   |    |
| 23-0:16'26 | 09   |    |
| 24-0:16'27 | 65   |    |
| 25-0:16'30 | 98   |    |
| 26-0:16'32 | 29   |    |
| 27-0:16'35 | 39   |    |
| 28-0:16'41 | 20   |    |
| 29-0:16'46 | 72   |    |
| 30-0:16'48 | 69   |    |
| 31-0:16'52 | 27   |    |
| 32-0:16'53 | 50   |    |
| 33-0:16'55 | 82   |    |
| 34-0:16'56 | 82   |    |
| 35-0:17'01 | 27   |    |
| 36-0:17'02 | 74   |    |
| 37-0:17'06 | 50   |    |
| 38-0:17'08 | 85   |    |
| 39-0:17'09 | 63   |    |

1998 SPARTAN CLASSIC - BOYS: 9/26/98

WEATHER CONDITIONS: SUNNY & HOT  
 LENGTH OF COURSE: 2.95 MILES  
 COURSE RECORD: 14:27.5 MINUTES

FINAL RESULTS - SPARTAN CLASSIC BOYS

| PLACE | NUMBER | NAME                    | SCHOOL                       | TEAM PLACEMENT | TIME    |
|-------|--------|-------------------------|------------------------------|----------------|---------|
| 1>    | #00063 | J. SHAFFER - SR.....    | HOOPESTON AREA HS.....       | 1              | 0:00.00 |
| 2>    | #00155 | R. HANNERS - SR.....    | TUSCOLA HIGH SCHOOL.....     | 2              | 0:00.00 |
| 3>    | #00069 | J. MOCK - SR.....       | MAHOMET-SEYMOUR HS.....      | 3              | 0:00.00 |
| 4>    | #00128 | M. HALE - SR.....       | ST. JOSEPH OGDEN HS.....     | 4              | 0:00.00 |
| 5>    | #00111 | M. MILLER - SR.....     | SHELBYVILLE HIGH SCHOOL..    | 5              | 0:00.00 |
| 6>    | #00125 | R. FORSHIER - JR.....   | ST. JOSEPH OGDEN HS.....     | 6              | 0:00.00 |
| 7>    | #00127 | J. MARRIOTT - SR.....   | ST. JOSEPH OGDEN HS.....     | 7              | 0:00.00 |
| 8>    | #00162 | J. HELFRICH - SR.....   | JNI HIGH - URBANA.....       | 8              | 0:00.00 |
| 9>    | #00051 | A. HENDRICK - SR.....   | DELAVAN HIGH SCHOOL.....     | 9              | 0:00.00 |
| 10>   | #00126 | B. HART - SR.....       | ST. JOSEPH OGDEN HS.....     | 10             | 0:00.00 |
| 11>   | #00001 | R. ANDREWS - JR.....    | ARMSTRONG HIGH SCHOOL....    | 11             | 0:00.00 |
| 12>   | #00112 | J. GALVIN - JR.....     | SHELBYVILLE HIGH SCHOOL..    | 12             | 0:00.00 |
| 13>   | #00094 | C. VANDENBERG - SR..... | OAKWOOD HIGH SCHOOL.....     | 13             | 0:00.00 |
| 14>   | #00070 | J. JOHNSON - FR.....    | MAHOMET-SEYMOUR HS.....      | 14             | 0:00.00 |
| 15>   | #00130 | N. HOUCHENS - SR.....   | ST. JOSEPH OGDEN HS.....     | 15             | 0:00.00 |
| 16>   | #00011 | *T. HANNAH - JR.....    | BLUE RIDGE HIGH SCHOOL...--- |                | 0:00.00 |
| 17>   | #00148 | R. EPPERSON - JR.....   | TRI-VALLEY HIGH SCHOOL... 16 |                | 0:00.00 |
| 18>   | #00096 | R. HARGROVE - SO.....   | OAKWOOD HIGH SCHOOL.....     | 17             | 0:00.00 |
| 19>   | #00013 | N. HUEGEN - SR.....     | BREESE CENTRAL HS.....       | 18             | 0:00.00 |
| 20>   | #00052 | J. CAMP - SR.....       | DELAVAN HIGH SCHOOL.....     | 19             | 0:00.00 |
| 21>   | #00124 | M. WIEDMAN - SO.....    | ST. ANTHONY HS.....          | 20             | 0:00.00 |
| 22>   | #00074 | K. EMKES - SO.....      | MAHOMET-SEYMOUR HS.....      | 21             | 0:00.00 |
| 23>   | #00114 | S. LUTHY - SR.....      | SHELBYVILLE HIGH SCHOOL..    | 22             | 0:00.00 |
| 24>   | #00053 | A. WRIGHT - JR.....     | DELAVAN HIGH SCHOOL.....     | 23             | 0:00.00 |
| 25>   | #00015 | J. CASTILLO - SO.....   | BREESE CENTRAL HS.....       | 24             | 0:00.00 |
| 26>   | #00163 | N. MATHEWS - SR.....    | JNI HIGH - URBANA.....       | 25             | 0:00.00 |
| 27>   | #00134 | A. MOHR - SR.....       | TOLONO UNITY HS.....         | 26             | 0:00.00 |
| 28>   | #00064 | D. SMITH - SO.....      | HOOPESTON AREA HS.....       | 27             | 0:00.00 |
| 29>   | #00131 | *M. MCDANNALD - SR..... | ST. JOSEPH OGDEN HS.....     | 28             | 0:00.00 |
| 30>   | #00002 | A. HIRD - JR.....       | ARMSTRONG HIGH SCHOOL....    | 29             | 0:00.00 |
| 31>   | #00008 | *J. STEWART - SO.....   | BISMARCK-HENNING HS.....---  |                | 0:00.00 |
| 32>   | #00014 | H. CASTILLO - SR.....   | BREESE CENTRAL HS.....       | 30             | 0:00.00 |
| 33>   | #00097 | J. WILLS - JR.....      | OAKWOOD HIGH SCHOOL.....     | 31             | 0:00.00 |
| 34>   | #00076 | R. FLORES - JR.....     | MIDWEST CENTRAL HS.....      | 32             | 0:00.00 |
| 35>   | #00095 | J. LEAHY - SR.....      | OAKWOOD HIGH SCHOOL.....     | 33             | 0:00.00 |
| 36>   | #00045 | D. CISNEY - SR.....     | CUMBERLAND HIGH SCHOOL... 34 |                | 0:00.00 |
| 37>   | #00037 | J. RICHARDS - JR.....   | COWDEN-HERRICK HS.....       | 35             | 0:00.00 |
| 38>   | #00054 | J. VANDYKE - SO.....    | DELAVAN HIGH SCHOOL.....     | 36             | 0:00.00 |
| 39>   | #00118 | M. GOLDSTIEN - JR.....  | ST. ANTHONY HS.....          | 37             | 0:00.00 |
| 40>   | #00109 | *J. SHIRLEY - JR.....   | SALT FORK HS.....---         |                | 0:00.00 |
| 41>   | #00135 | J. THOMPSON - SR.....   | TOLONO UNITY HS.....         | 38             | 0:00.00 |
| 42>   | #00077 | J. WOIWODE - SO.....    | MIDWEST CENTRAL HS.....      | 39             | 0:00.00 |
| 43>   | #00078 | A. WOIWODE - SO.....    | MIDWEST CENTRAL HS.....      | 40             | 0:00.00 |
| 44>   | #00046 | J. BLADE - SR.....      | CUMBERLAND HIGH SCHOOL... 41 |                | 0:00.00 |
| 45>   | #00165 | H. GAHVARI - SR.....    | JNI HIGH - URBANA.....       | 42             | 0:00.00 |
| 46>   | #00003 | B. HIRD - SO.....       | ARMSTRONG HIGH SCHOOL....    | 43             | 0:00.00 |
| 47>   | #00004 | P. GREY - SR.....       | ARMSTRONG HIGH SCHOOL....    | 44             | 0:00.00 |
| 48>   | #00164 | C. TERRY - JR.....      | JNI HIGH - URBANA.....       | 45             | 0:00.00 |
| 49>   | #00117 | C. BOEHM - SR.....      | SHELBYVILLE HIGH SCHOOL..    | 46             | 0:00.00 |
| 50>   | #00044 | J. FINNEY - JR.....     | CUMBERLAND HIGH SCHOOL... 47 |                | 0:00.00 |

(MORE ON NEXT PAGE...)

|      |        |                         |                              |         |         |
|------|--------|-------------------------|------------------------------|---------|---------|
| 51>  | #00129 | *D. MCDANNALD - SO..... | ST. JOSEPH OGDEN HS.....     | 48      | 0:00.00 |
| 52>  | #00038 | A. TUCKER - SO.....     | COWDEN-HERRICK HS.....       | 49      | 0:00.00 |
| 53>  | #00138 | T. HAUSMAN - SO.....    | TOLONO UNITY HS.....         | 50      | 0:00.00 |
| 54>  | #00116 | M. PIERSON - JR.....    | SHELBYVILLE HIGH SCHOOL..    | 51      | 0:00.00 |
| 55>  | #00106 | T. GLAZIK - JR.....     | PAXTON-BUCKLEY-LODA HS...    | 52      | 0:00.00 |
| 56>  | #00025 | A. CANTRELL - FR.....   | CHRISMAN HIGH SCHOOL.....    | 53      | 0:00.00 |
| 57>  | #00080 | R. SHEFF - JR.....      | MIDWEST CENTRAL HS.....      | 54      | 0:00.00 |
| 58>  | #00141 | N. PETRO - SO.....      | TREMONT HIGH SCHOOL.....     | 55      | 0:00.00 |
| 59>  | #00032 | *A. ADAMS - FR.....     | COVINGTON HIGH SCHOOL...---  | ---     | 0:00.00 |
| 60>  | #00071 | K. LOGUE - FR.....      | MAHOMET-SEYMOUR HS.....      | 56      | 0:00.00 |
| 61>  | #00081 | G. WOOD - JR.....       | MIDWEST CENTRAL HS.....      | 57      | 0:00.00 |
| 62>  | #00017 | J. GOLDSBOROUGH - JR... | BREESE CENTRAL HS.....       | 58      | 0:00.00 |
| 63>  | #00166 | G. REEVES - SO.....     | JUNI HIGH - URBANA.....      | 59      | 0:00.00 |
| 64>  | #00167 | *E. WRIGHT - JR.....    | JUNI HIGH - URBANA.....      | 60      | 0:00.00 |
| 65>  | #00102 | M. BREHM - SR.....      | PAXTON-BUCKLEY-LODA HS...    | 61      | 0:00.00 |
| 66>  | #00122 | S. MAHON - SO.....      | ST. ANTHONY HS.....          | 62      | 0:00.00 |
| 67>  | #00005 | T. WHITE - JR.....      | ARMSTRONG HIGH SCHOOL....    | 63      | 0:00.00 |
| 68>  | #00016 | T. DETMER - JR.....     | BREESE CENTRAL HS.....       | 64      | 0:00.00 |
| 69>  | #00178 | *C. PARKS - JR.....     | SULLIVAN HIGH SCHOOL...---   | ---     | 0:00.00 |
| 70>  | #00083 | *B. BEZY - JR.....      | MONTICELLO HIGH SCHOOL...--- | ---     | 0:00.00 |
| 71>  | #00115 | *J. HOOD - JR.....      | SHELBYVILLE HIGH SCHOOL..    | 65      | 0:00.00 |
| 72>  | #00120 | M. BIERMAN - JR.....    | ST. ANTHONY HS.....          | 66      | 0:00.00 |
| 73>  | #00136 | J. WOODCOCK - SO.....   | TOLONO UNITY HS.....         | 67      | 0:00.00 |
| 74>  | #00075 | L. O'SULLIVAN - FR..... | MAHOMET-SEYMOUR HS.....      | 68      | 0:00.00 |
| 75>  | #00137 | R. LAKER - SO.....      | TOLONO UNITY HS.....         | 69      | 0:00.00 |
| 76>  | #00177 | *B. EDWARDS - SO.....   | SULLIVAN HIGH SCHOOL...---   | ---     | 0:00.00 |
| 77>  | #00039 | W. SHELLNBARGER - SO..  | COWDEN-HERRICK HS.....       | 70      | 0:00.00 |
| 78>  | #00103 | J. BURGESS - SR.....    | PAXTON-BUCKLEY-LODA HS...    | 71      | 0:00.00 |
| 79>  | #00159 | T. REINHART - FR.....   | TUSCOLA HIGH SCHOOL.....     | 72      | 0:00.00 |
| 80>  | #00098 | M. PHILLIPS - JR.....   | OAKWOOD HIGH SCHOOL.....     | 73      | 0:00.00 |
| 81>  | #00105 | J. BROWN - SR.....      | PAXTON-BUCKLEY-LODA HS...    | 74      | 0:00.00 |
| 82>  | #00143 | A. DRIGGS - SO.....     | TREMONT HIGH SCHOOL.....     | 75      | 0:00.00 |
| 83>  | #00058 | *T. WINN - SO.....      | GEORGETOWN-RIDGEFARM HS.---  | ---     | 0:00.00 |
| 84>  | #00113 | *D. POWERS - JR.....    | SHELBYVILLE HIGH SCHOOL..    | 76      | 0:00.00 |
| 85>  | #00133 | *J. MEYER - SO.....     | TEUTOPOLIS HIGH SCHOOL...--- | ---     | 0:00.00 |
| 86>  | #00157 | S. GROVES - SR.....     | TUSCOLA HIGH SCHOOL.....     | 77      | 0:00.00 |
| 87>  | #00047 | D. HENDERSON - SO.....  | CUMBERLAND HIGH SCHOOL... 78 | 0:00.00 |         |
| 88>  | #00172 | M. WISDOM - JR.....     | VILLA GROVE HIGH SCHOOL.. 79 | 0:00.00 |         |
| 89>  | #00093 | *P. SUDKAMP - SO.....   | NEOGA HIGH SCHOOL.....---    | ---     | 0:00.00 |
| 90>  | #00059 | *J. ELLIS - SO.....     | GEORGETOWN-RIDGEFARM HS.---  | ---     | 0:00.00 |
| 91>  | #00055 | D. LOWRY - SO.....      | DELAVAN HIGH SCHOOL..... 80  | 0:00.00 |         |
| 92>  | #00149 | J.P. SWIGART - JR.....  | TRI-VALLEY HIGH SCHOOL... 81 | 0:00.00 |         |
| 93>  | #00079 | *C. SEVERNS - JR.....   | MIDWEST CENTRAL HS..... 82   | 0:00.00 |         |
| 94>  | #00012 | *A. COFFIN - FR.....    | BLUE RIDGE HIGH SCHOOL...--- | ---     | 0:00.00 |
| 95>  | #00089 | *B. STRADER - SR.....   | NEOGA HIGH SCHOOL.....---    | ---     | 0:00.00 |
| 96>  | #00158 | J. KOCHER - JR.....     | TUSCOLA HIGH SCHOOL..... 83  | 0:00.00 |         |
| 97>  | #00027 | L. ROGERS - JR.....     | CHRISMAN HIGH SCHOOL..... 84 | 0:00.00 |         |
| 98>  | #00142 | B. MOORE - SR.....      | TREMONT HIGH SCHOOL..... 85  | 0:00.00 |         |
| 99>  | #00152 | B. NEWMAN - FR.....     | TRI-VALLEY HIGH SCHOOL... 86 | 0:00.00 |         |
| 100> | #00099 | *M. GROVE - FR.....     | OAKWOOD HIGH SCHOOL..... 87  | 0:00.00 |         |
| 101> | #00150 | J. SIGLER - SR.....     | TRI-VALLEY HIGH SCHOOL... 88 | 0:00.00 |         |
| 102> | #00132 | *F. NIEMERG - JR.....   | TEUTOPOLIS HIGH SCHOOL...--- | ---     | 0:00.00 |
| 103> | #00026 | C. BELL - SR.....       | CHRISMAN HIGH SCHOOL..... 89 | 0:00.00 |         |
| 104> | #00048 | A. DETERS - SO.....     | CUMBERLAND HIGH SCHOOL... 90 | 0:00.00 |         |
| 105> | #00041 | M. GORDON - JR.....     | COWDEN-HERRICK HS..... 91    | 0:00.00 |         |
| 106> | #00040 | J. CROUCH - FR.....     | COWDEN-HERRICK HS..... 92    | 0:00.00 |         |
| 107> | #00056 | *B. TOMM - FR.....      | DELAVAN HIGH SCHOOL..... 93  | 0:00.00 |         |

(MORE ON NEXT PAGE...)

|      |        |                          |                              |         |
|------|--------|--------------------------|------------------------------|---------|
| 108> | #00153 | J. WHITE - FR.....       | TRI-VALLEY HIGH SCHOOL... 94 | 0:00.00 |
| 109> | #00049 | *A. LAMOREAUX - JR.....  | CUMBERLAND HIGH SCHOOL... 95 | 0:00.00 |
| 110> | #00030 | L. GOOD - FR.....        | CHRISMAN HIGH SCHOOL..... 96 | 0:00.00 |
| 111> | #00050 | *J.P. KING - JR.....     | CUMBERLAND HIGH SCHOOL... 97 | 0:00.00 |
| 112> | #00151 | *A. SMITH - JR.....      | TRI-VALLEY HIGH SCHOOL... 98 | 0:00.00 |
| 113> | #00101 | J. BURGESS - JR.....     | PAXTON-BUCKLEY-LODA HS... 99 | 0:00.00 |
| 114> | #00160 | R. KLEISS - FR.....      | TUSCOLA HIGH SCHOOL.....100  | 0:00.00 |
| 115> | #00144 | M. KOCH - FR.....        | TREMONT HIGH SCHOOL.....101  | 0:00.00 |
| 116> | #00104 | *G. NIEWOLD - SO.....    | PAXTON-BUCKLEY-LODA HS..102  | 0:00.00 |
| 117> | #00066 | J. BRAY - JR.....        | HOOPESTON AREA HS.....103    | 0:00.00 |
| 118> | #00028 | J. ROMOSER - JR.....     | CHRISMAN HIGH SCHOOL...104   | 0:00.00 |
| 119> | #00173 | J. ELAM - SO.....        | VILLA GROVE HIGH SCHOOL.105  | 0:00.00 |
| 120> | #00168 | *B. LUNG - JR.....       | JNI HIGH - URBANA.....106    | 0:00.00 |
| 121> | #00100 | *K.C. ELLIOTT - SR.....  | OAKWOOD HIGH SCHOOL.....107  | 0:00.00 |
| 122> | #00043 | *C. POPE - FR.....       | COWDEN-HERRICK HS.....108    | 0:00.00 |
| 123> | #00154 | *M. WHITSETT - SR.....   | TRI-VALLEY HIGH SCHOOL...109 | 0:00.00 |
| 124> | #00086 | *C. GREENWOLD - SO.....  | MONTICELLO HIGH SCHOOL...--- | 0:00.00 |
| 125> | #00035 | *J. TAYLOR - JR.....     | COVINGTON HIGH SCHOOL...---  | 0:00.00 |
| 126> | #00006 | *S. BISCHERT - JR.....   | ARMSTRONG HIGH SCHOOL...110  | 0:00.00 |
| 127> | #00170 | D. MCHUGH - SR.....      | VILLA GROVE HIGH SCHOOL.111  | 0:00.00 |
| 128> | #00042 | *S. RICHARDS - JR.....   | COWDEN-HERRICK HS.....112    | 0:00.00 |
| 129> | #00065 | C. BARRICK - JR.....     | HOOPESTON AREA HS.....113    | 0:00.00 |
| 130> | #00061 | *S. MAQUET - FR.....     | GEORGETOWN-RIDGEFARM HS.---  | 0:00.00 |
| 131> | #00161 | *C. ANDERSON - FR.....   | TUSCOLA HIGH SCHOOL.....114  | 0:00.00 |
| 132> | #00139 | *C. DEAKIN - JR.....     | TOLONO UNITY HS.....115      | 0:00.00 |
| 133> | #00085 | *B. ALEXANDER - SO.....  | MONTICELLO HIGH SCHOOL...--- | 0:00.00 |
| 134> | #00018 | *B. BERGER - SO.....     | BREESE CENTRAL HS.....116    | 0:00.00 |
| 135> | #00156 | *W. LUCAS - SR.....      | TUSCOLA HIGH SCHOOL.....117  | 0:00.00 |
| 136> | #00146 | D. DILLON - SO.....      | TREMONT HIGH SCHOOL.....118  | 0:00.00 |
| 137> | #00031 | *R. LORENZEN - FR.....   | CHRISMAN HIGH SCHOOL...119   | 0:00.00 |
| 138> | #00029 | *L. BEALS - SO.....      | CHRISMAN HIGH SCHOOL...120   | 0:00.00 |
| 139> | #00021 | *K. WAGGONER - SR.....   | CENTRAL A&M HIGH SCHOOL.---  | 0:00.00 |
| 140> | #00107 | *B. WHEELER - FR.....    | PAXTON-BUCKLEY-LODA HS..121  | 0:00.00 |
| 141> | #00009 | *D. KING - SO.....       | BISMARCK-HENNING HS.....---  | 0:00.00 |
| 142> | #00140 | *C. KOMRADT - SO.....    | TOLONO UNITY HS.....122      | 0:00.00 |
| 143> | #00108 | *J. LUHRSEN - FR.....    | SALT FORK HS.....---         | 0:00.00 |
| 144> | #00123 | J. WORTMAN - SO.....     | ST. ANTHONY HS.....123       | 0:00.00 |
| 145> | #00171 | B. MIKEWORTH - JR.....   | VILLA GROVE HIGH SCHOOL.124  | 0:00.00 |
| 146> | #00057 | *M. ALLEN - FR.....      | DELANVAN HIGH SCHOOL.....125 | 0:00.00 |
| 147> | #00067 | T. LONG - SO.....        | HOOPESTON AREA HS.....126    | 0:00.00 |
| 148> | #00072 | *B. JACOBI - JR.....     | MAHOMET-SEYMOUR HS.....127   | 0:00.00 |
| 149> | #00082 | *C. VANDELINGER - FR.... | MIDWEST CENTRAL HS.....128   | 0:00.00 |
| 150> | #00119 | *D. JACKSON - SR.....    | ST. ANTHONY HS.....129       | 0:00.00 |
| 151> | #00145 | *D. JOHNSON - FR.....    | TREMONT HIGH SCHOOL.....130  | 0:00.00 |
| 152> | #00007 | *E. MOSS - JR.....       | ARMSTRONG HIGH SCHOOL...131  | 0:00.00 |
| 153> | #00068 | *B. HENADY - FR.....     | HOOPESTON AREA HS.....132    | 0:00.00 |
| 154> | #00092 | *J. BRADEN - FR.....     | NEOGA HIGH SCHOOL.....---    | 0:00.00 |
| 155> | #00034 | *T. MILLER - SO.....     | COVINGTON HIGH SCHOOL...---  | 0:00.00 |
| 156> | #00169 | N. CARSWELL - SR.....    | VILLA GROVE HIGH SCHOOL.133  | 0:00.00 |
| 157> | #00174 | *R. MCADAM - SO.....     | WARRENSBURG-LATHAM HS.---    | 0:00.00 |
| 158> | #00147 | *T. LYNN - FR.....       | TREMONT HIGH SCHOOL.....134  | 0:00.00 |
| 159> | #00110 | *B. HUGHES - JR.....     | SCHLARMAN HIGH SCHOOL...---  | 0:00.00 |
| 160> | #00010 | *C. RANDOLPH - JR.....   | BISMARCK-HENNING HS.....---  | 0:00.00 |
| 161> | #00121 | *D. GOLDSTIEN - FR.....  | ST. ANTHONY HS.....135       | 0:00.00 |
| 162> | #00033 | *Z. COLE - SO.....       | COVINGTON HIGH SCHOOL...---  | 0:00.00 |
| 163> | #00180 | *T.J. PEARSON.....       | BISMARCK-HENNING HS.....---  | 0:00.00 |
| 164> | #00175 | *B. FINKE - SO.....      | WARRENSBURG-LATHAM HS.---    | 0:00.00 |

\*-INELIGIBLE TO SCORE AND DOES NOT COUNT TOWARDS TEAM TOTALS

# SJO VS. HOOPESTON AREA

| SJO VS HOOPESTON AREA @ KICKAPOO (3.0/2.5) |        |        |        |        |         |         |           |           |           |
|--|--------|--------|--------|--------|---------|---------|-----------|-----------|-----------|
| 80'S, SUNNY, HUMID                         |        |        |        |        |         |         |           |           |           |
| 29-SEP-98                                  |        |        |        |        |         |         |           |           |           |
| NAME                                       | MILE   | 2 MILE | SPLIT  | 3 MILE | SPLIT   | AVERAGE | POINTS    | OLD TOTAL | NEW TOTAL |
| FORSHIER                                   | 5:33   | 11:31  | 5:58   | 17:17  | 5:46    | 5:45    | 1         | 125       | 126       |
| HART                                       | 5:33   | 11:31  | 5:58   | 17:17  | 5:46    | 5:45    | 1         | 124       | 125       |
| HALE                                       | 5:33   | 11:31  | 5:58   | 17:17  | 5:46    | 5:45    | 1         | 125       | 126       |
| MCDANNALD,M                                | 5:33   | 11:31  | 5:58   | 17:29  | 5:58    | 5:49    | 1         | 107       | 108       |
| MCDANNALD,D                                | 5:33   | 11:33  | 6:00   | 17:30  | 5:57    | 5:50    | 1         | 107.5     | 108.5     |
| MARRIOTT                                   | 5:33   | 11:31  | 5:58   | 17:33  | 6:02    | 5:51    | 1         | 125       | 126       |
| HOUCHENS                                   | 5:34   | 11:33  | 5:59   | 17:33  | 6:00    | 5:51    | 1         | 88        | 89        |
| MATHIS                                     | 5:46   | 12:16  | 6:30   | 18:56  | 6:40    | 6:18    | 1         |           |           |
| JONES                                      | 5:47   | 12:25  | 6:38   | 19:05  | 6:40    | 6:21    | 1         | 31.5      | 32.5      |
| HUTCHCRAFT                                 | 5:52   | 12:37  | 6:45   | 19:20  | 6:43    | 6:26    | 1         | 31.5      | 32.5      |
| YOUNG                                      | 6:05   | 12:59  | 6:54   | 19:41  | 6:42    | 6:33    | 1         | 31.5      | 32.5      |
| VAUGHN                                     | 5:56   | 13:03  | 7:07   | 20:07  | 7:04    | 6:42    | 1         | 18.5      | 19.5      |
| HUFF                                       | 6:20   | 13:20  | 7:00   | 20:22  | 7:02    | 6:47    | 1         | 18.5      | 19.5      |
| KUCHENBROD                                 | 6:28   | 13:33  | 7:05   | 20:28  | 6:55    | 6:49    | 1         | 19        | 20        |
| CAGLE                                      | 6:40   | 13:57  | 7:17   | 21:13  | 7:16    | 7:04    | 1         | 15        | 16        |
| HEDIN                                      | 6:40   | 13:57  | 7:17   | 21:17  | 7:20    | 7:05    | 1         | 17.5      | 18.5      |
| RASCH                                      | 6:25   | 13:58  | 7:33   | 21:47  | 7:49    | 7:15    | 1         | 12        | 13        |
| ANDREWS                                    | 7:55   | 15:46  | 7:51   | 22:50  | 7:04    | 7:36    | 0         | 9         | 9         |
| JENKINS                                    | 7:27   | 15:19  | 7:52   | 23:10  | 7:51    | 7:43    | 0         | 4         | 4         |
| BOSLEY                                     | 7:27   | 15:19  | 7:52   | 23:24  | 8:05    | 7:48    | 0         |           |           |
| TOP 5 SPLIT = 13 SEC                       |        |        |        |        |         |         |           |           |           |
| TOP 7 SPLIT = 16 SEC                       |        |        |        |        |         |         |           |           |           |
| MILE                                       | 2 MILE | SPLIT  | 2.5 MI | SPLIT  | AVERAGE | POINTS  | OLD TOTAL | NEW TOTAL |           |
| KARY                                       | 6:31   | 13:25  | 6:54   | 16:37  | 3:12    | 6:38    | 1         | 104       | 105       |
| ROBERTS                                    | 6:31   | 13:21  | 6:50   | 16:39  | 3:18    | 6:39    | 1         | 79        | 80        |
| CHANDLER                                   | 6:30   | 13:38  | 7:08   | 16:44  | 3:06    | 6:41    | 1         | 108       | 109       |
| FRANZEN                                    | 6:35   | 13:42  | 7:07   | 16:59  | 3:17    | 6:47    | 1         | 104       | 105       |
| INGRAM                                     | 6:35   | 13:42  | 7:07   | 17:04  | 3:22    | 6:49    | 1         | 105       | 106       |
| WINN                                       | 7:10   | 14:40  | 7:30   | 17:53  | 3:13    | 7:09    | 1         | 83        | 84        |
| LEGERNES                                   | 6:35   | 14:08  | 7:33   | 18:00  | 3:52    | 7:12    | 1         | 108       | 109       |
| ANDERS                                     | 6:43   | 14:27  | 7:44   | 18:21  | 3:54    | 7:20    | 1         |           |           |
| BARBEE                                     | 7:10   | 14:54  | 7:44   | 18:44  | 3:50    | 7:29    | 1         |           |           |
| MCELWEE                                    | 8:07   | 17:20  | 9:13   | 22:14  | 4:54    | 8:53    | 0         |           |           |
| TOP 5 SPLIT = 27 SEC                       |        |        |        |        |         |         |           |           |           |
| TOP 7 SPLIT = 1:23                         |        |        |        |        |         |         |           |           |           |

# Athletic Score Book Co.

## CROSS COUNTRY SCORE SHEET

Meet 5 JO vs HOOPESTON Team BOYS Course KICKAPOO (3.0)  
 Weather & Course Condition \_\_\_\_\_ Course Record \_\_\_\_\_  
 Date 29-SEP-98 Your School Record on Course \_\_\_\_\_

TIME:

| Min. | Min. | Min. | Min. | Min. | Min. | Min. | Min. |
|------|------|------|------|------|------|------|------|
| 00   | 00   | 00   | 00   | 00   | 00   | 00   | 00   |
| 1    | 1    | 1    | 1    | 1    | 1    | 1    | 1    |
| 2    | 2    | 2    | 2    | 2    | 2    | 2    | 2    |
| 3    |      |      |      |      |      |      | 3    |
| 4    |      |      |      |      |      |      | 4    |
| 5    |      |      |      |      |      |      | 5    |
| 6    |      |      |      |      |      |      | 6    |
| 7    |      |      |      |      |      |      | 7    |
| 8    |      |      |      |      |      |      | 8    |
| 9    |      |      |      |      |      |      | 9    |
| 10   |      |      |      |      |      |      | 10   |
| 11   |      |      |      |      |      |      | 11   |
| 12   |      |      |      |      |      |      | 12   |
| 13   |      |      |      |      |      |      | 13   |
| 14   |      |      |      |      |      |      | 14   |
| 15   |      |      |      |      |      |      | 15   |
| 16   |      |      |      |      |      |      | 16   |
| 17   |      |      |      |      |      |      | 17   |
| 18   |      |      |      |      |      |      | 18   |
| 19   |      |      |      |      |      |      | 19   |
| 20   |      |      |      |      |      |      | 20   |
| 21   |      |      |      |      |      |      | 21   |
| 22   |      |      |      |      |      |      | 22   |
| 23   |      |      |      |      |      |      | 23   |
| 24   |      |      |      |      |      |      | 24   |
| 25   |      |      |      |      |      |      | 25   |
| 26   |      |      |      |      |      |      | 26   |
| 27   |      |      |      |      |      |      | 27   |
| 28   |      |      |      |      |      |      | 28   |
| 29   |      |      |      |      |      |      | 29   |
| 30   |      |      |      |      |      |      | 30   |
| 31   |      |      |      |      |      |      | 31   |
| 32   |      |      |      |      |      |      | 32   |
| 33   |      |      |      |      |      |      | 33   |
| 34   |      |      |      |      |      |      | 34   |
| 35   |      |      |      |      |      |      | 35   |
| 36   |      |      |      |      |      |      | 36   |
| 37   |      |      |      |      |      |      | 37   |
| 38   |      |      |      |      |      |      | 38   |
| 39   | 39   | 39   | 39   | 39   | 39   | 39   | 39   |
| 40   | 40   | 40   | 40   | 40   | 40   | 40   | 40   |
| 41   | 41   | 41   | 41   | 41   | 41   | 41   | 41   |
| 42   | 42   | 42   | 42   | 42   | 42   | 42   | 42   |
| 43   | 43   | 43   | 43   | 43   | 43   | 43   | 43   |
| 44   | 44   | 44   | 44   | 44   | 44   | 44   | 44   |
| 45   | 45   | 45   | 45   | 45   | 45   | 45   | 45   |
| 46   | 46   | 46   | 46   | 46   | 46   | 46   | 46   |
| 47   | 47   | 47   | 47   | 47   | 47   | 47   | 47   |
| 48   | 48   | 48   | 48   | 48   | 48   | 48   | 48   |
| 49   | 49   | 49   | 49   | 49   | 49   | 49   | 49   |
| 50   | 50   | 50   | 50   | 50   | 50   | 50   | 50   |
| 51   | 51   | 51   | 51   | 51   | 51   | 51   | 51   |
| 52   | 52   | 52   | 52   | 52   | 52   | 52   | 52   |
| 53   | 53   | 53   | 53   | 53   | 53   | 53   | 53   |
| 54   | 54   | 54   | 54   | 54   | 54   | 54   | 54   |
| 55   | 55   | 55   | 55   | 55   | 55   | 55   | 55   |
| 56   | 56   | 56   | 56   | 56   | 56   | 56   | 56   |
| 57   | 57   | 57   | 57   | 57   | 57   | 57   | 57   |
| 58   | 58   | 58   | 58   | 58   | 58   | 58   | 58   |
| 59   | 59   | 59   | 59   | 59   | 59   | 59   | 59   |

| Place | Time  | Name           | School |
|-------|-------|----------------|--------|
| 1     | 16:11 | SHAFER, JOHN   | H      |
| 2     | 17:17 | FORSHER, ROB   | S      |
| 3     | 17    | HART, BRAD     | S      |
| 4     | 17    | HALE, MATT     | S      |
| 5     | 29    | McDANNALD, M   | S      |
| 6     | 30    | McDANNALD, D   | S      |
| 7     | 33    | MARRIOTT, JOHN | S      |
| 8     | 33    | HOUCHENS, NATE | S      |
| 9     | 18:18 | SMITH, DUSTIN  | H      |
| 10    | 56    | MATHIS, TOM    | S      |
| 11    | 19:05 | JONES          | S      |
| 12    | 19:20 | HUTCHCRAFT     | S      |
| 13    | 41    | HOUNG          | S      |
| 14    | 20:07 | VAUGHN         | S      |
| 15    | 09    | BARZICK        | H      |
| 16    | 14    | BRAL           | H      |
| 17    | 22    | HUFF           | S      |
| 18    | 28    | KUCHENBROD     | S      |
| 19    | 21:13 | CABLE          | S      |
| 20    | 17    | HEDIN          | S      |
| 21    | 47    | RASCH          | S      |
| 22    | 22:45 | HENADU         | H      |
| 23    | 50    | ANDREWS        | S      |
| 24    | 52    | LONG           | H      |
| 25    | 23:10 | JENKINS        | S      |
| 26    | 23:24 | BOSLEY         | S      |
| 27    |       |                |        |
| 28    |       |                |        |
| 29    |       |                |        |
| 30    |       |                |        |
| 31    |       |                |        |
| 32    |       |                |        |
| 33    |       |                |        |
| 34    |       |                |        |
| 35    |       |                |        |
| 36    |       |                |        |

| Score Box |    |    |    |
|-----------|----|----|----|
| 5         | 50 | HA |    |
| 1         | 2  | 1  |    |
| 2         | 3  | 9  |    |
| 3         | 4  | 10 |    |
| 4         | 5  | 11 | 31 |
| 5         | 6  | 12 | 2  |
| 6         | 7  |    |    |
| 7         | 8  |    |    |
| 8         |    |    |    |
| 9         |    |    |    |
| 10        | 20 | 43 |    |

# Athletic Score Book Co.

## CROSS COUNTRY SCORE SHEET

Meet S-30 vs HOOPESTON Team GIRLS Course KICKAPOO (2.5)

Weather & Course Condition \_\_\_\_\_ Course Record \_\_\_\_\_  
 Date 21-SEP-78 Your School Record on Course \_\_\_\_\_

TIME:

| Min. | Min. | Min. | Min. | Min. | Min. | Min. | Min. |
|------|------|------|------|------|------|------|------|
| 00   | 00   | 00   | 00   | 00   | 00   | 00   | 00   |
| 1    | 1    | 1    | 1    | 1    | 1    | 1    | 1    |
| 2    | 2    | 2    | 2    | 2    | 2    | 2    | 2    |
| 3    | 3    | 3    | 3    | 3    | 3    | 3    | 3    |
| 4    | 4    |      |      |      |      |      | 4    |
| 5    | 5    |      |      |      |      |      | 5    |
| 6    | 6    |      |      |      |      |      | 6    |
| 7    | 7    |      |      |      |      |      | 7    |
| 8    | 8    |      |      |      |      |      | 8    |
| 9    | 9    |      |      |      |      |      | 9    |
| 10   | 10   |      |      |      |      |      | 10   |
| 11   | 11   |      |      |      |      |      | 11   |
| 12   | 12   |      |      |      |      |      | 12   |
| 13   | 13   |      |      |      |      |      | 13   |
| 14   | 14   |      |      |      |      |      | 14   |
| 15   | 15   |      |      |      |      |      | 15   |
| 16   | 16   |      |      |      |      |      | 16   |
| 17   | 17   |      |      |      |      |      | 17   |
| 18   | 18   |      |      |      |      |      | 18   |
| 19   | 19   |      |      |      |      |      | 19   |
| 20   | 20   |      |      |      |      |      | 20   |
| 21   | 21   |      |      |      |      |      | 21   |
| 22   | 22   |      |      |      |      |      | 22   |
| 23   | 23   |      |      |      |      |      | 23   |
| 24   | 24   |      |      |      |      |      | 24   |
| 25   | 25   |      |      |      |      |      | 25   |
| 26   | 26   |      |      |      |      |      | 26   |
| 27   | 27   |      |      |      |      |      | 27   |
| 28   | 28   |      |      |      |      |      | 28   |
| 29   | 29   |      |      |      |      |      | 29   |
| 30   | 30   | 30   | 30   | 30   | 30   | 30   | 30   |
| 31   | 31   | 31   | 31   | 31   | 31   | 31   | 31   |
| 32   | 32   | 32   | 32   | 32   | 32   | 32   | 32   |
| 33   | 33   | 33   | 33   | 33   | 33   | 33   | 33   |
| 34   | 34   | 34   | 34   | 34   | 34   | 34   | 34   |
| 35   | 35   | 35   | 35   | 35   | 35   | 35   | 35   |
| 36   | 36   | 36   | 36   | 36   | 36   | 36   | 36   |
| 37   | 37   | 37   | 37   | 37   | 37   | 37   | 37   |
| 38   | 38   | 38   | 38   | 38   | 38   | 38   | 38   |
| 39   | 39   | 39   | 39   | 39   | 39   | 39   | 39   |
| 40   | 40   | 40   | 40   | 40   | 40   | 40   | 40   |
| 41   | 41   | 41   | 41   | 41   | 41   | 41   | 41   |
| 42   | 42   | 42   | 42   | 42   | 42   | 42   | 42   |
| 43   | 43   | 43   | 43   | 43   | 43   | 43   | 43   |
| 44   | 44   | 44   | 44   | 44   | 44   | 44   | 44   |
| 45   | 45   | 45   | 45   | 45   | 45   | 45   | 45   |
| 46   | 46   | 46   | 46   | 46   | 46   | 46   | 46   |
| 47   | 47   | 47   | 47   | 47   | 47   | 47   | 47   |
| 48   | 48   | 48   | 48   | 48   | 48   | 48   | 48   |
| 49   | 49   | 49   | 49   | 49   | 49   | 49   | 49   |
| 50   | 50   | 50   | 50   | 50   | 50   | 50   | 50   |
| 51   | 51   | 51   | 51   | 51   | 51   | 51   | 51   |
| 52   | 52   | 52   | 52   | 52   | 52   | 52   | 52   |
| 53   | 53   | 53   | 53   | 53   | 53   | 53   | 53   |
| 54   | 54   | 54   | 54   | 54   | 54   | 54   | 54   |
| 55   | 55   | 55   | 55   | 55   | 55   | 55   | 55   |
| 56   | 56   | 56   | 56   | 56   | 56   | 56   | 56   |
| 57   | 57   | 57   | 57   | 57   | 57   | 57   | 57   |
| 58   | 58   | 58   | 58   | 58   | 58   | 58   | 58   |
| 59   | 59   | 59   | 59   | 59   | 59   | 59   | 59   |

| Place | Time  | Name              | School |
|-------|-------|-------------------|--------|
| 1     | 16:37 | KARY, JILL        | S      |
| 2     | 39    | ROBERTS, AMY      | S      |
| 3     | 44    | CHANDLER, KRISTIN | S      |
| 4     | 59    | FRANZEN, KARA     | S      |
| 5     | 17:04 | INGRAM, SARA      | S      |
| 6     | 20    | LAYDEN            | H      |
| 7     | 53    | WINN, AMBER       | S      |
| 8     | 18:00 | LEGERNES, LAURA   | S      |
| 9     | 17    | BARRACKS          | H      |
| 10    | 21    | ANDERS, MYRTLE    | S      |
| 11    | 44    | BARBEE            | S      |
| 12    | 19:03 | HANSON            | H      |
| 13    | 23:14 | McELWEE           | S      |
| 14    |       |                   |        |
| 15    |       |                   |        |
| 16    |       |                   |        |
| 17    |       |                   |        |
| 18    |       |                   |        |
| 19    |       |                   |        |
| 20    |       |                   |        |
| 21    |       |                   |        |
| 22    |       |                   |        |
| 23    |       |                   |        |
| 24    |       |                   |        |
| 25    |       |                   |        |
| 26    |       |                   |        |
| 27    |       |                   |        |
| 28    |       |                   |        |
| 29    |       |                   |        |
| 30    |       |                   |        |
| 31    |       |                   |        |
| 32    |       |                   |        |
| 33    |       |                   |        |
| 34    |       |                   |        |
| 35    |       |                   |        |
| 36    |       |                   |        |
| 37    |       |                   |        |
| 38    |       |                   |        |
| 39    |       |                   |        |
| 40    |       |                   |        |
| 41    |       |                   |        |
| 42    |       |                   |        |
| 43    |       |                   |        |
| 44    |       |                   |        |
| 45    |       |                   |        |
| 46    |       |                   |        |
| 47    |       |                   |        |
| 48    |       |                   |        |
| 49    |       |                   |        |
| 50    |       |                   |        |
| 51    |       |                   |        |
| 52    |       |                   |        |
| 53    |       |                   |        |
| 54    |       |                   |        |
| 55    |       |                   |        |
| 56    |       |                   |        |
| 57    |       |                   |        |
| 58    |       |                   |        |
| 59    |       |                   |        |

| Score Box |        |      |     |
|-----------|--------|------|-----|
| 1         | S      | 30   | H/A |
| 2         | NO     | TEAM |     |
| 3         | SCORES |      |     |
| 4         |        |      |     |
| 5         |        |      |     |
| 6         |        |      |     |
| 7         |        |      |     |
| 8         |        |      |     |
| 9         |        |      |     |
| 10        |        |      |     |

|    |  |  |  |
|----|--|--|--|
| 37 |  |  |  |
| 38 |  |  |  |
| 39 |  |  |  |
| 40 |  |  |  |
| 41 |  |  |  |
| 42 |  |  |  |
| 43 |  |  |  |
| 44 |  |  |  |
| 45 |  |  |  |
| 46 |  |  |  |
| 47 |  |  |  |
| 48 |  |  |  |
| 49 |  |  |  |
| 50 |  |  |  |
| 51 |  |  |  |
| 52 |  |  |  |
| 53 |  |  |  |



| NAME   | 1 MILE | SPLIT | 2 MILE  | SPLIT | 3 MILE | SPL<br>AV    |
|--------|--------|-------|---------|-------|--------|--------------|
| Matt   | 5      | 33    | 11      | 31    |        |              |
| Rob    | 5      | 33    | 5:58 11 | 31    | 17:17  | 5:46<br>5:43 |
| John   | 5      | 33    |         |       |        |              |
| Mike   | 5      | 33    |         |       |        |              |
| Nick   | 5      | 34    |         | 31    |        |              |
| Ben    | 5      | 33    |         |       | 17:17  |              |
| Doug   | 5      | 33    |         |       |        |              |
| Tom    | 5      | 46    |         | 16    |        |              |
| Dan    | 5      | 41    |         | 16    |        |              |
| Steve  | 5      | 32    |         | 31    |        |              |
| Kyle   | 6      | 05    |         |       |        |              |
| James  | 5      | 30    |         |       |        |              |
| Walt   | 6      | 20    |         | 13    | 20     |              |
| Scott  | 6      | 25    |         | 13    | 20     |              |
| Bill   | 5      | 40    |         |       |        |              |
| Eric   | 6      | 40    |         | 13    |        |              |
| Reid   | 7      | 55    |         | 14    | 46     |              |
| Nathan | 7      | 29    |         |       |        |              |
| Ray    | 7      | 29    |         |       |        |              |
| Vol    | 6      | 28    |         | 13    | 23     |              |



# SJO VS. GEORGETOWN-RIDGEFARM/DANVILLE-SCHLARMAN/ ROSSVILLE-ALVIN-ARMSTRONG-POTOMAC/MARION (IN)

| SJO VS GRF/D-S/RAAP/MARION AT FOREST GLENN (3.03/2.53) |        |        |        |         |         |         |           |           |           |
|--|--------|--------|--------|---------|---------|---------|-----------|-----------|-----------|
| 60'S, OVERCAST, STEADY RAIN                            |        |        |        |         |         |         |           |           |           |
| 6-OCT-98   |        |        |        |         |         |         |           |           |           |
| NAME   | MILE   | 2 MILE | SPLIT  | 3.03 M  | MISPLIT | AVERAGE | POINTS    | OLD TOTAL | NEW TOTAL |
| HALE   | 5:37   | 10:57  | 5:20   | 16:26   | 5:29    | 5:25    | 4         | 126       | 130       |
| FORSHER  | 5:25   | 11:00  | 5:35   | 16:44   | 5:44    | 5:31    | 4         | 126       | 130       |
| HART   | 5:37   | 11:00  | 5:23   | 16:52   | 5:52    | 5:34    | 4         | 125       | 129       |
| MCDANNALD,D  | 5:36   | 11:31  | 5:55   | 17:28   | 5:57    | 5:45    | 4         | 108.5     | 112.5     |
| MARRIOTT   | 5:36   | 11:40  | 6:04   | 17:58   | 6:18    | 5:55    | 4         | 126       | 130       |
| HOUCHENS   | 5:36   | 11:40  | 6:04   | 17:58   | 6:18    | 5:55    | 4         | 89        | 93        |
| MCDANNALD,M  | 5:30   | 11:40  | 6:10   | 17:59   | 6:19    | 5:56    | 4         | 108       | 112       |
| HUTCHCRAFT   | 5:51   | 12:30  | 6:39   | 18:46   | 6:16    | 6:11    | 4         | 32.5      | 36.5      |
| MATHIS   | ?      | ?      | ?      | 18:47   | ?       | 6:11    | 4         | 47        | 51        |
| YOUNG  | 6:20   | 13:00  | 6:40   | 19:32   | 6:32    | 6:26    | 4         | 32.5      | 36.5      |
| HUFF   | 6:12   | 13:01  | 6:49   | 19:57   | 6:56    | 6:35    | 3         | 19.5      | 22.5      |
| VAUGHN   | 6:36   | 13:40  | 7:04   | 20:13   | 6:33    | 6:40    | 3         | 19.5      | 22.5      |
| RASCH  | 6:36   | 13:40  | 7:04   | 20:34   | 6:54    | 6:47    | 3         | 13        | 16        |
| JONES  | 6:36   | 13:40  | 7:04   | 20:38   | 6:58    | 6:48    | 3         | 32.5      | 35.5      |
| KUCHENBROD   | 6:36   | 13:43  | 7:07   | 20:51   | 7:08    | 6:52    | 2         | 20        | 22        |
| HEDIN  | 6:36   | 14:00  | 7:24   | 21:14   | 7:14    | 7:00    | 2         | 18.5      | 20.5      |
| CAGLE  | 7:15   | 14:45  | 7:30   | 22:10   | 7:25    | 7:18    | 1         | 16        | 17        |
| ANDREWS  | 7:24   | 15:04  | 7:40   | 22:28   | 7:24    | 7:24    | 1         | 9         | 10        |
| BOSLEY   | 7:24   | 15:04  | 7:40   | 22:36   | 7:32    | 7:27    | 1         | 3         | 4         |
| JENKINS  | 7:24   | 15:07  | 7:43   | 22:42   | 7:35    | 7:29    | 1         | 4         | 5         |
| TOP 5 SPLIT = 1:32                                     |        |        |        |         |         |         |           |           |           |
| TOP 7 SPLIT = 1:33                                     |        |        |        |         |         |         |           |           |           |
| MILE   | 2 MILE | SPLIT  | 2.53 M | MISPLIT | AVERAGE | POINTS  | OLD TOTAL | NEW TOTAL |           |
| ROBERTS  | 6:16   | 13:04  | 6:48   | 16:48   | 3:44    | 6:38    | 3         | 80        | 83        |
| CHANDLER   | 7:07   | 14:42  | 7:35   | 18:05   | 3:23    | 7:08    | 3         | 109       | 112       |
| KARY   | 7:07   | 14:42  | 7:35   | 18:06   | 3:24    | 7:09    | 3         | 105       | 108       |
| LEGERNES   | 7:07   | 14:42  | 7:35   | 18:06   | 3:24    | 7:09    | 3         | 109       | 112       |
| INGRAM   | 7:07   | 14:42  | 7:35   | 18:07   | 3:25    | 7:09    | 3         | 106       | 109       |
| FRANZEN  | 7:07   | 14:42  | 7:35   | 18:12   | 3:30    | 7:11    | 3         | 105       | 108       |
| WINN   | 7:15   | 14:50  | 7:35   | 18:28   | 3:38    | 7:17    | 3         | 84        | 87        |
| BARBEE   | 7:15   | 14:51  | 7:36   | 18:34   | 3:43    | 7:20    | 3         | 32        | 35        |
| MCELWEE  | 7:43   | 16:01  | 8:18   | 20:15   | 4:14    | 8:00    | 3         | 19.5      | 22.5      |
| TOP 5 SPLIT = 1:19                                     |        |        |        |         |         |         |           |           |           |
| TOP 7 SPLIT = 1:40                                     |        |        |        |         |         |         |           |           |           |



| DATE | SCH TIME |       | NAME     | SCH TIME | NAME |
|------|----------|-------|----------|----------|------|
|      | SCH      | TIME  |          |          |      |
|      | SJO      | 16:58 | Roberts  | 30       |      |
|      | SJO      | 18:05 | Chandler | 31       |      |
|      | SJO      | :06   | Kang     | 32       |      |
|      | SJO      | :06   | Legeman  | 33       |      |
|      | SJO      | :07   | Engman   | 34       |      |
|      | SB       | :12   | Ernszen  | 35       |      |
|      | SJO      | :28   | Wilk     | 36       |      |
|      | SJO      | :28   | Barber   | 37       |      |
|      | GR       | 19:02 | Cramer   | 38       |      |
|      | GR       | :36   | Tutwiler | 39       |      |
|      | GR       | :59   | Pollman  | 40       |      |
|      | SJO      | 20:15 | McElwee  | 41       |      |
|      | A        | :48   | Mulvaney | 42       |      |
|      | A        | :54   | Ganwood  | 43       |      |
|      | NH       | 21:02 | Webb     | 44       |      |
|      | A        | :03   | Jones    | 45       |      |
|      | GR       | :39   | Ellis    | 46       |      |
|      | NH       | 23:03 | Olsen    | 47       |      |
|      | NH       | 24:11 | Gold     | 48       |      |
|      | NH       | 25:02 |          | 49       |      |
|      | NH       | :35   | King     | 50       |      |
|      | NH       | 26:09 |          | 51       |      |
|      | NH       | 27:07 | Carahan  | 52       |      |
|      |          |       |          | 53       |      |
|      |          |       |          | 54       |      |
|      |          |       |          | 55       |      |
|      |          |       |          | 56       |      |
|      |          |       |          | 57       |      |
|      |          |       |          | 58       |      |

| SCHOOL       | 1 | 2 | 3  | 4  | 5  | 6 | 7 | TOTAL |
|--------------|---|---|----|----|----|---|---|-------|
| SJO          | 1 | 2 | 3  | 4  | 5  | 6 | 7 | (15)  |
| Nausthorizon | 8 | 9 | 10 | 11 | 12 |   |   | (50)  |

RECORD

OT Ryan Andrews 16:38  
♀ Jamaica Melson 18:07

NH. GREF SJO RAPA  
COURSE 3.03 + 2.53

DATE 10/6/98

| SCH. | TIME | NAME             | SCH. | TIME | NAME   |
|------|------|------------------|------|------|--------|
| 1    | SJO  | Amy Roberts      | 30   |      |        |
| 2    | "    | Kurtin Chandler  | 31   |      |        |
| 3    | "    | Jill Kany        | 32   |      | SJO NH |
| 4    | "    | Larry Lagares    | 33   |      | 1 8    |
| 5    | "    | Sara Iversen     | 34   |      | 2 9    |
| 6    | "    | Kara Franzer     | 35   |      | 3 10   |
| 7    | "    | Andee Wind       | 36   |      | 4 11   |
| 8    | SJO  | Shanna Burbee    | 37   |      | 5 12   |
| 9    | GR   | Dawn Crowder     | 38   |      | 6 13   |
| 10   | GR   | Jessie Tuttle    | 39   |      | 7 14   |
| 11   | GR   | Gout ney Billman | 40   |      | 8 15   |
| 12   | SJO  | McEweel          | 41   |      |        |
| 13   | A    | Mulvany          | 42   |      |        |
| 14   | A    | Carwood          | 43   |      |        |
| 15   | NH   | Beth Welb        | 44   |      |        |
| 16   | A    | Jones            | 45   |      |        |
| 17   | GR   | Sara Ellis       | 46   |      |        |
| 18   | NH   | Olson            | 47   |      |        |
| 19   | NH   | Gold             | 48   |      |        |
| 20   | NH   |                  | 49   |      |        |
| 21   | NH   | King             | 50   |      |        |
| 22   | NH   | DINAA            | 51   |      |        |
| 23   | NH   | Carroll          | 52   |      |        |
| 24   |      |                  | 53   |      |        |
| 25   |      |                  | 54   |      |        |
| 26   |      |                  | 55   |      |        |
| 27   |      |                  | 56   |      |        |
| 28   |      |                  | 57   |      |        |
| 29   |      |                  | 58   |      |        |

*[Handwritten signature]*

| SCH. | TIME      | NAME              | SCH. | TIME     | NAME           |
|------|-----------|-------------------|------|----------|----------------|
| 1    | SSO 16:26 | Matt Hale         | 30   | NH 55    | Smiro          |
| 2    | A 28      | Dylan Andrews     | 31   | NH 55    | Lovela         |
| 3    | SSO 44    | Ralph Forshier    | 32   | Sch 2201 | Hughes         |
| 4    | SSO 52    | Brad Hart         | 33   | S 10     | Cayle          |
| 5    | SSO 1728  | Doug Mc Donald    | 34   | S 28     | Andrews        |
| 6    | SSO 58    | John Mannitt      | 35   | S 36     | Bosely         |
| 7    | SSO 58    | Nate Touchens     | 36   | S 42     | Jenkins        |
| 8    | SSO 59    | Mike McDonald     | 37   | OK 2342  | Cramer         |
| 9    | A 18:29   | Aaron Hird        | 38   | A 2452   | Moss           |
| 10   | A 41      | Brandon Hird      | 39   | NH 2521  | Dyer           |
| 11   | S 40      | Orin Hetherington | 40   | NH 2555  | Van Ark        |
| 12   | S 47      | Tom Mathis        | 41   | Sch 2656 | Byers          |
| 13   | A 47      | Preston Gray      | 42   | NH 2740  | Wright         |
| 14   | OK 1903   | Winn              | 43   | NH 2741  | Bradley        |
| 15   | OK 08     | Sillis            | 44   | NH 2741  | Hamilton       |
| 16   | NH 12     | Deago Garcia      | 45   |          |                |
| 17   | S 32      | Young             | 46   |          | SSO NH Arm     |
| 18   | A 41      | Travis White      | 47   |          | 1 12 2         |
| 19   | S 57 A    | Huff              | 48   |          | 3 14 9         |
| 20   | OK 2005   | Magnet            | 49   |          | 4 15 10        |
| 21   | S 13      | A Vaughn          | 50   |          | 5 16 11        |
| 22   | S 34      | Rasch             | 51   |          | 6 17 13        |
| 23   | NH 36     | March             | 52   |          | (19) (74) (45) |
| 24   | NH 37     | See               | 53   |          |                |
| 25   | S 38      | Jones             | 54   |          |                |
| 26   | NH 2050   | Beise             | 55   |          |                |
| 27   | S 51      | Kachnerod         | 56   |          |                |
| 28   | A 2109    | Bisshort          | 57   |          |                |
| 29   | S 14      | Hedin             | 58   |          |                |

| NAME     | 1 MILE | SPLIT | 2 MILE | SPLIT | 3 MILE | SPI<br>AV |
|----------|--------|-------|--------|-------|--------|-----------|
| ROBERTS  | 6:16   |       | 13:04  |       |        | /         |
| VARY     | 7:07   |       | 15:42  |       |        | /         |
| LEGERNES |        |       |        |       |        | /         |
| INGRAM   |        |       |        |       |        | /         |
| FRANZEN  |        |       |        |       |        | /         |
| CHANDLER | ✓      |       | ✘      |       |        | /         |
| WINN     | 2:16   |       | 12:50  |       |        | /         |
| BARSH    | 2:15   |       | 12:50  |       |        | /         |
| MOELWEE  | 4:45   |       | 16:01  |       |        | /         |
|          |        |       |        |       |        | /         |
|          |        |       |        |       |        | /         |
|          |        |       |        |       |        | /         |
|          |        |       |        |       |        | /         |
|          |        |       |        |       |        | /         |
|          |        |       |        |       |        | /         |
|          |        |       |        |       |        | /         |
|          |        |       |        |       |        | /         |
|          |        |       |        |       |        | /         |
|          |        |       |        |       |        | /         |
|          |        |       |        |       |        | /         |



TARGET = 17:00 (5:00/MILE) TOM = 18:00 (6:00/MILE)

| NAME          | 1 MILE | SPLIT | 2 MILE | SPLIT | 3 MILE | SPL<br>AV |
|---------------|--------|-------|--------|-------|--------|-----------|
| HALE          | 5:00   |       | 10:00  |       |        | /         |
| HART          | 5:00   |       | 10:00  |       |        | /         |
| HOUGHENS      | 5:00   |       | 10:00  |       |        | /         |
| MARCIOTTI     | 5:00   |       | 10:00  |       |        | /         |
| MCDANNALS (M) | 5:00   |       | 10:00  |       |        | /         |
| FRESHIER      | 5:00   |       | 10:00  |       |        | /         |
| MCDANNALS (D) | 5:00   |       | 10:00  |       |        | /         |
| HUGHCRIFT     | 5:00   |       | 10:00  |       |        | /         |
| HEUNG         | 5:00   |       | 10:00  |       |        | /         |
| JONES         | 5:00   |       | 10:00  |       |        | /         |
| VAUGHN        | 5:00   |       | 10:00  |       |        | /         |
| CABLE         | 5:00   |       | 10:00  |       |        | /         |
| RASCH         | 5:00   |       | 10:00  |       |        | /         |
| HELDIN        | 5:00   |       | 10:00  |       |        | /         |
| HUFF          | 5:00   |       | 10:00  |       |        | /         |
| KOCHNER (S)   | 5:00   |       | 10:00  |       |        | /         |
| ANDREWS       | 5:00   |       | 10:00  |       |        | /         |
| JENKINS       | 5:00   |       | 10:00  |       |        | /         |
| BOSLEY        | 5:00   |       | 10:00  |       |        | /         |

## SJO AT MAHOMET INV (PARKLAND COURSE: 3.0/2.5)

60'S, SUNNY (NICE!)

10-OCT-98

| NAME        | MILE | 2 MILE | SPLIT | 3 MILE | SPLIT | AVERAGE | POINTS | OLD TOTAL | NEW TOTAL |
|-------------|------|--------|-------|--------|-------|---------|--------|-----------|-----------|
| HALE        | 4:59 | 10:32  | 5:33  | 15:44  | 5:12  | 5:14    |        | 130       |           |
| FORSHIER    | 5:01 | 10:46  | 5:45  | 16:06  | 5:20  | 5:22    |        | 130       |           |
| MARRIOTT    | 5:08 | 10:50  | 5:42  | 16:12  | 5:22  | 5:24    |        | 130       |           |
| HART        | 5:06 | 10:52  | 5:46  | 16:22  | 5:30  | 5:27    |        | 129       |           |
| MCDANNALD,M | 5:08 | 10:59  | 5:51  | 16:30  | 5:31  | 5:30    |        | 112       |           |
| MCDANNALD,D | 5:17 | 11:08  | 5:51  | 16:38  | 5:30  | 5:32    |        | 112.5     |           |
| HOUCHENS    | 5:20 | 11:15  | 5:55  | 16:54  | 5:39  | 5:38    |        | 93        |           |
| HUTCHCRAFT  | 5:42 | 11:59  | 6:17  | 17:46  | 5:47  | 5:55    |        | 36.5      |           |
| MATHIS      | 5:33 | 11:50  | 6:17  | 17:56  | 6:06  | 5:58    |        | 51        |           |
| JONES       | 5:41 | 11:59  | 6:18  | 17:57  | 5:58  | 5:59    |        | 35.5      |           |
| YOUNG       | 5:52 | 12:14  | 6:22  | 18:18  | 6:04  | 6:06    |        | 36.5      |           |
| HUFF        | 5:57 | 12:36  | 6:39  | 19:08  | 6:32  | 6:22    |        | 22.5      |           |
| VAUGHN      | 5:52 | 12:39  | 6:47  | 19:21  | 6:42  | 6:27    |        | 22.5      |           |
| RASCH       | 6:02 | 13:06  | 7:04  | 19:47  | 6:41  | 6:35    |        | 16        |           |
| KUCHENBROD  | 6:20 | 13:16  | 6:56  | 19:49  | 6:33  | 6:36    |        | 22        |           |
| HEDIN       | 6:20 | 13:26  | 7:06  | 20:19  | 6:53  | 6:46    |        | 20.5      |           |
| CAGLE       | 6:23 | 13:46  | 7:23  | 20:39  | 6:53  | 6:53    |        | 17        |           |
| ANDREWS     | 6:52 | 14:21  | 7:29  | 20:49  | 6:28  | 6:56    |        | 10        |           |
| BOSLEY      | 7:04 | 14:50  | 7:46  | 22:00  | 7:10  | 7:20    |        | 4         |           |
| JENKINS     | 7:01 | 14:52  | 7:51  | 22:03  | 7:11  | 7:21    |        | 5         |           |

TOP 5 SPLIT = 46 SEC

1-2 SPLIT = 22 SEC (40 RUNNERS AT STATE MEET)

TOP 7 SPLIT = 1:10

6-7 SPLIT = 16 SEC (30 RUNNERS AT STATE MEET)

|              | MILE | 2 MILE | SPLIT | 2.5 MI | SPLIT | AVERAGE | POINTS | OLD TOTAL | NEW TOTAL |
|--------------|------|--------|-------|--------|-------|---------|--------|-----------|-----------|
| KARY         | 6:00 | 12:40  | 6:40  | 15:47  | 3:07  | 6:18    |        | 108       |           |
| ROBERTS      | 6:00 | 12:40  | 6:40  | 15:50  | 3:10  | 6:20    |        | 83        |           |
| FRANZEN      | 6:14 | 13:09  | 6:55  | 16:17  | 3:08  | 6:30    |        | 108       |           |
| LEGERNES     | 6:14 | 13:27  | 7:13  | 16:40  | 3:13  | 6:40    |        | 112       |           |
| INGRAM       | 6:23 | 13:28  | 7:05  | 16:43  | 3:15  | 6:41    |        | 109       |           |
| CHANDLER     | 6:26 | 13:42  | 7:16  | 16:48  | 3:06  | 6:43    |        | 112       |           |
| WINN         | 6:30 | 13:37  | 7:07  | 16:50  | 3:13  | 6:44    |        | 87        |           |
| VAN UITHOVEN | 6:33 | 13:55  | 7:22  | 17:21  | 3:26  | 6:56    |        | 18        |           |
| BARBEE       | 6:34 | 14:02  | 7:28  | 17:27  | 3:25  | 6:58    |        | 35        |           |
| MCELWEE      | 7:08 | 15:01  | 7:53  | 18:45  | 3:44  | 7:30    |        | 22.5      |           |

TOP 5 SPLIT = 54 SEC

TOP 7 SPLIT = 1:03

MAHOMET-SEYMOUR INVITATIONAL

DATE: 10-10-98

-----  
 TEAM SCORES - BOYS VARSITY

|     |                        |     |
|-----|------------------------|-----|
| 1.  | ST. JOE-OGDEN          | 35  |
| 2.  | PRAIRIE CENTRAL        | 55  |
| 3.  | MAHOMET-SEYMOUR        | 128 |
| 4.  | NORMAL UNIVERSITY      | 129 |
| 5.  | CLINTON                | 172 |
| 6.  | CUMBERLAND             | 184 |
| 7.  | URBANA UNIVERSITY HIGH | 184 |
| 8.  | UNITY                  | 213 |
| 9.  | PAXTON BUCKLEY LODA    | 237 |
| 10. | TUSCOLA                | 247 |
| 11. | EFFINGHAM ST.ANTHONY   | 259 |
| 12. | URBANA                 | 306 |
| 13. | CHRISMAN-SHILOH        | 331 |
| 14. | MONTICELLO             | 333 |
| 15. | MATTOON                | 390 |

MAHOMET-SEYMOUR INVITATIONAL: 10-10-98

Weather conditions: EXCELLENT

Name of Course: PARKLAND

Length of course: 3.0

FINAL RESULTS - BOYS VARSITY

| Pos. | ##    | Name-School                             | Tm.Pos | Time  |
|------|-------|---|--------|-------|
| 1.   | #0018 | RYAN YOUNG 12-PRAIRIE CENTRAL           | 1      | 15:17 |
| 2.   | #0165 | ROBERT HANNERS 12-TUSCOLA               | 2      | 35    |
| 3.   | #0180 | MATT HALE 12-ST. JOE-OGDEN              | 3      | 44    |
| 4.   | #0020 | DAN CLARK 12-PRAIRIE CENTRAL            | 4      | 16:01 |
| 5.   | #0181 | ROB FORSHIER 11-ST. JOE-OGDEN           | 5      | 06    |
| 6.   | #0183 | JOHN MARRIOTT 12-ST. JOE-OGDEN          | 6      | 12    |
| 7.   | #0019 | BRYAN BITTNER 12-PRAIRIE CENTRAL        | 7      | 17    |
| 8.   | #0010 | JOSH MOCK 12-MAHOMET-SEYMOUR            | 8      | 19    |
| 9.   | #0100 | JEREME MAXWELL 11-CLINTON               | 9      | 20    |
| 10.  | #0182 | BRAD HART 12-ST. JOE-OGDEN              | 10     | 22    |
| 11.  | #0185 | MIKE MCDANNALD 12-ST. JOE-OGDEN         | 11     | 30    |
| 12.  | #0011 | JORDAN JOHNSON 9-MAHOMET-SEYMOUR        | 12     | 31    |
| 13.  | #0186 | DOUG MCDANNALD 10-ST. JOE-OGDEN         | 13     | 38    |
| 14.  | #0013 | KYLE EMKES 10-MAHOMET-SEYMOUR           | 14     | 40    |
| 15.  | #0008 | *TOM HANNAH 11-BLUE RIDGE               | --     | 45    |
| 16.  | #0038 | JUSTIN FILIPIAK 12-NORMAL UNIVERSITY    | 15     | 53    |
| 17.  | #0184 | NATE HOUCHENS 12-ST. JOE-OGDEN          | 16     | 54    |
| 18.  | #0126 | CHARLES TERRY 11-URBANA UNIVERSITY HIGH | 17     | 54    |
| 19.  | #0021 | MIKE EDGAR 12-PRAIRIE CENTRAL           | 18     | 57    |

| Pos. | ##    | Name-School                               | Tm.Pos | Time  |
|------|-------|---|--------|-------|
| 20.  | #0037 | SCOTT POWELL 12-NORMAL UNIVERSITY         | 19     | 58    |
| 21.  | #0101 | GREG BARTON 12-CLINTON                    | 20     | 58    |
| 22.  | #0080 | JUSTIN FINNEY 11-CUMBERLAND               | 21     | 17:01 |
| 23.  | #0039 | MATT STYCZYNSKI 11-NORMAL UNIVERSITY      | 22     | 02    |
| 24.  | #0081 | DANIEL CISNEY 12-CUMBERLAND               | 23     | 09    |
| 25.  | #0114 | JAMES THOMPSON 12-UNITY                   | 24     | 10    |
| 26.  | #0023 | PHIL LAWLESS 11-PRAIRIE CENTRAL           | 25     | 11    |
| 27.  | #0140 | *JOE SHIRLEY 11-CATLIN                    | --     | 16    |
| 28.  | #0155 | MIKE WIEDMAN 10-EFFINGHAM ST.ANTHONY      | 26     | 18    |
| 29.  | #0065 | TRAVIS GLAZIK 11-PAXTON BUCKLEY LODA      | 27     | 21    |
| 30.  | #0040 | JACOB SHAVER 9-NORMAL UNIVERSITY          | 28     | 22    |
| 31.  | #0156 | MATT GOLDSTEIN 11-EFFINGHAM ST.ANTHONY    | 29     | 23    |
| 32.  | #0061 | MITCH BREHM 12-PAXTON BUCKLEY LODA        | 30     | 24    |
| 33.  | #0113 | ANDY MOHR 12-UNITY                        | 31     | 25    |
| 34.  | #0127 | HORMOZD GAHVARI 12-URBANA UNIVERSITY HIGH | 32     | 28    |
| 35.  | #0102 | CARSON CHEATHAM 11-CLINTON                | 33     | 40    |
| 36.  | #0129 | ERIK WRIGHT 11-URBANA UNIVERSITY HIGH     | 34     | 42    |
| 37.  | #0062 | JUSTIN BROWN 12-PAXTON BUCKLEY LODA       | 35     | 45    |
| 38.  | #0189 | *ERIN HUTCHCRAFT 9-ST. JOE-OGDEN          | --     | 46    |
| 39.  | #0167 | SCOTT GROVES 12-TUSCOLA                   | 36     | 47    |
| 40.  | #0051 | PAUL PETRY 9-URBANA                       | 37     | 48    |
| 41.  | #0171 | TONY REINHART 9-TUSCOLA                   | 38     | 49    |
| 42.  | #0085 | ANDY DETERS 10-CUMBERLAND                 | 39     | 50    |
| 43.  | #0001 | BRYCE BEZY 11-MONTICELLO                  | 40     | 52    |
| 44.  | #0144 | AUSTIN CANTRELL 9-CHRISMAN-SHILOH         | 41     | 53    |
| 45.  | #0002 | STEVEN SHILEY 9-MONTICELLO                | 42     | 53    |
| 46.  | #0128 | GALEN REEVES 10-URBANA UNIVERSITY HIGH    | 43     | 54    |
| 47.  | #0012 | KYLE LOGUE 10-MAHOMET-SEYMOUR             | 44     | 55    |
| 48.  | #0187 | *TOM MATHIS 12-ST. JOE-OGDEN              | --     | 56    |
| 49.  | #0188 | *DEREN JONES 9-ST. JOE-OGDEN              | --     | 57    |
| 50.  | #0044 | JOE COX 12-NORMAL UNIVERSITY              | 45     | 57    |
| 51.  | #0082 | JOSH BLADE 12-CUMBERLAND                  | 46     | 59    |
| 52.  | #0104 | JOSHUA MAXWELL 9-CLINTON                  | 47     | 18:04 |
| 53.  | #0115 | RYAN LAKER 12-UNITY                       | 48     | 09    |
| 54.  | #0043 | JOE KRAMP 12-NORMAL UNIVERSITY            | 49     | 10    |
| 55.  | #0014 | LIAM O'SULLIVAN 9-MAHOMET-SEYMOUR         | 50     | 12    |
| 56.  | #0041 | BEN WITTE 9-NORMAL UNIVERSITY             | 51     | 16    |
| 57.  | #0191 | *KYLE YOUNG 10-ST. JOE-OGDEN              | --     | 18    |
| 58.  | #0157 | MARK BIERMAN 11-EFFINGHAM ST.ANTHONY      | 52     | 28    |
| 59.  | #0116 | RAY HANSER 10-UNITY                       | 53     | 29    |
| 60.  | #0070 | JOSH TAPP 11-MATTOON                      | 54     | 31    |
| 61.  | #0084 | DENTON NEBEL 12-CUMBERLAND                | 55     | 42    |
| 62.  | #0158 | SCOTT MAHON 10-EFFINGHAM ST.ANTHONY       | 56     | 43    |
| 63.  | #0119 | CHARLIE DEAKIN 11-UNITY                   | 57     | 44    |
| 64.  | #0150 | *TOMMY WINN 10-GEORGETOWN RIDGE FARM      | --     | 45    |
| 65.  | #0153 | *SCOTT MAQUET 9-GEORGETOWN RIDGE FARM     | --     | 46    |
| 66.  | #0045 | *CHRIS JOHNSON 10-NORMAL UNIVERSITY       | --     | 49    |
| 67.  | #0130 | BRYAN LUNG 11-URBANA UNIVERSITY HIGH      | 58     | 51    |
| 68.  | #0054 | BOB RANK 10-URBANA                        | 59     | 52    |
| 69.  | #0117 | TIM HANSMAN 10-UNITY                      | 60     | 53    |

| Pos. | ##    | Name-School                              | Tm.Pos | Time  |
|------|-------|--|--------|-------|
| 70.  | #0027 | TREVOR MORAN 9-PRAIRIE CENTRAL           | 61     | 54    |
| 71.  | #0042 | *IAASAC SIMPSON 11-NORMAL UNIVERSITY     | --     | 55    |
| 72.  | #0053 | JOEL CUFFEY 10-URBANA                    | 62     | 56    |
| 73.  | #0103 | TONY SCOTT 10-CLINTON                    | 63     | 56    |
| 74.  | #0151 | *JACOB ELLIS 10-GEORGETOWN RIDGE FARM    | --     | 19:00 |
| 75.  | #0030 | STEVE LAWLESS 11-PRAIRIE CENTRAL         | 64     | 03    |
| 76.  | #0088 | AARON LAMOREAUX 11-CUMBERLAND            | 65     | 05    |
| 77.  | #0194 | *AAREN HUFF 9-ST. JOE-OGDEN              | --     | 08    |
| 78.  | #0106 | JASON BRADD 9-CLINTON                    | 66     | 09    |
| 79.  | #0141 | *JOSH LUHRSEN 9-CATLIN                   | --     | 11    |
| 80.  | #0063 | JOE BURGESS 12-PAXTON BUCKLEY LODA       | 67     | 20    |
| 81.  | #0190 | *AAREN VAUGHN 10-ST. JOE-OGDEN           | --     | 21    |
| 82.  | #0145 | LEVI ROGERS 11-CHRISMAN-SHILOH           | 68     | 22    |
| 83.  | #0143 | CHAD BELL 12-CHRISMAN-SHILOH             | 69     | 22    |
| 84.  | #0146 | JAKE ROMOSER 11-CHRISMAN-SHILOH          | 70     | 23    |
| 85.  | #0083 | DUSTIN HENDERSON 10-CUMBERLAND           | 71     | 24    |
| 86.  | #0028 | *RON RAFFERTY 10-PRAIRIE CENTRAL         | --     | 25    |
| 87.  | #0047 | *DOUG BORST 9-NORMAL UNIVERSITY          | --     | 26    |
| 88.  | #0003 | BRIAN ALEXANDER 10-MONTICELLO            | 72     | 28    |
| 89.  | #0057 | HOLDEN WHITMARSH-URBANA                  | 73     | 30    |
| 90.  | #0121 | TOMMY DAWLER 10-UNITY                    | 74     | 31    |
| 91.  | #0055 | SIMON JACOBSON 9-URBANA                  | 75     | 32    |
| 92.  | #0132 | ZHUBIN GAHVARI 10-URBANA UNIVERSITY HIGH | 76     | 37    |
| 93.  | #0094 | *DAVID TOOTHMAN 10-CUMBERLAND            | --     | 38    |
| 94.  | #0009 | *ANDREW COFFIN 9-BLUE RIDGE              | --     | 39    |
| 95.  | #0048 | *RYAN SHAW 11-NORMAL UNIVERSITY          | --     | 41    |
| 96.  | #0131 | ADAM RAGHEB 10-URBANA UNIVERSITY HIGH    | 77     | 42    |
| 97.  | #0025 | *LUKE SLAGEL 10-PRAIRIE CENTRAL          | --     | 43    |
| 98.  | #0064 | JOSH BURGESS 11-PAXTON BUCKLEY LODA      | 78     | 46    |
| 99.  | #0193 | *JON RASCH 10-ST. JOE-OGDEN              | --     | 47    |
| 100. | #0004 | CHRISTOPHER GREENWOLD 10-MONTICELLO      | 79     | 48    |
| 101. | #0074 | CAMERON SCHILLING 9-MATTOON              | 80     | 48    |
| 102. | #0195 | *JOE KUCHENBROD 10-ST. JOE-OGDEN         | --     | 49    |
| 103. | #0087 | *DENNIS BUEKER 12-CUMBERLAND             | --     | 51    |
| 104. | #0072 | JUSTIN OWENS 10-MATTOON                  | 81     | 54    |
| 105. | #0066 | GREG NIEWOLD 10-PAXTON BUCKLEY LODA      | 82     | 55    |
| 106. | #0147 | LANE GOOD 9-CHRISMAN-SHILOH              | 83     | 56    |
| 107. | #0169 | JASON KOCHER 11-TUSCOLA                  | 84     | 59    |
| 108. | #0105 | TIM OLSON 12-CLINTON                     | 85     | 20:01 |
| 109. | #0071 | KIETH CARTER 12-MATTOON                  | 86     | 07    |
| 110. | #0174 | CHRIS ANDERSON 9-TUSCOLA                 | 87     | 08    |
| 111. | #0093 | *MICHAEL SCOTT 10-CUMBERLAND             | --     | 10    |
| 112. | #0091 | *MATT WALLACE 9-CUMBERLAND               | --     | 11    |
| 113. | #0148 | ROBERT LORENZEN 9-CHRISMAN-SHILOH        | 88     | 12    |
| 114. | #0034 | *BRANDON DOHMAN 9-PRAIRIE CENTRAL        | --     | 16    |
| 115. | #0073 | WADE ELLETT 10-MATTOON                   | 89     | 18    |
| 116. | #0196 | *GREG HEDIN 9-ST. JOE-OGDEN              | --     | 19    |
| 117. | #0046 | *DAN PHILLIPS 10-NORMAL UNIVERSITY       | --     | 21    |
| 118. | #0076 | NICK PRICE 9-MATTOON                     | 90     | 22    |
| 119. | #0120 | *CHRIS KOMRADT 10-UNITY                  | --     | 28    |

| Pos. | ##    | Name-School                               | Tm.Pos | Time  |
|------|-------|---|--------|-------|
| 120. | #0029 | *JASON MYERS 10-PRAIRIE CENTRAL           | --     | 35    |
| 121. | #0122 | *CHRIS CHESTNUT 10-UNITY                  | --     | 36    |
| 122. | #0086 | *JORDAN GENTRY 10-CUMBERLAND              | --     | 37    |
| 123. | #0060 | CRAIG BOONE 10-PAXTON BUCKLEY LODA        | 91     | 38    |
| 124. | #0198 | *BRANDON CAGLE 9-ST. JOE-OGDEN            | --     | 39    |
| 125. | #0049 | *DAVID MANJERREZ 11-NORMAL UNIVERSITY     | --     | 41    |
| 126. | #0077 | JOSH BESORE 11-MATTOON                    | 92     | 42    |
| 127. | #0032 | *JOE TRAINOR 9-PRAIRIE CENTRAL            | --     | 44    |
| 128. | #0052 | GREG ROTH 9-URBANA                        | 93     | 48    |
| 129. | #0197 | *REID ANDREWS 10-ST. JOE-OGDEN            | --     | 49    |
| 130. | #0168 | WILL LUCAS 12-TUSCOLA                     | 94     | 53    |
| 131. | #0092 | *RYAN PETERS 12-CUMBERLAND                | --     | 57    |
| 132. | #0031 | *JARED BELLOT 12-PRAIRIE CENTRAL          | --     | 58    |
| 133. | #0056 | PETER MORRIS 9-URBANA                     | 95     | 21:02 |
| 134. | #0079 | *SCOTT STONE 10-MATTOON                   | --     | 03    |
| 135. | #0078 | *ADAM ANDERSON 9-MATTOON                  | --     | 04    |
| 136. | #0026 | *DAVID OPRONDEK 12-PRAIRIE CENTRAL        | --     | 07    |
| 137. | #0161 | JOHN ROGGER 11-EFFINGHAM ST.ANTHONY       | 96     | 11    |
| 138. | #0095 | *JAROD MARKWELL 11-CUMBERLAND             | --     | 16    |
| 139. | #0133 | *MATT WOODBURY 10-URBANA UNIVERSITY HIGH  | --     | 19    |
| 140. | #0123 | *JOSH KOCHER 11-UNITY                     | --     | 21    |
| 141. | #0170 | MARK QUINN 10-TUSCOLA                     | 97     | 22    |
| 142. | #0134 | *ETHAN CHEW 9-URBANA UNIVERSITY HIGH      | --     | 42    |
| 143. | #0110 | *MATT ROBECK 10-CLINTON                   | --     | 49    |
| 144. | #0152 | *DUSTIN CRAMER 10-GEORGETOWN RIDGE FARM   | --     | 54    |
| 145. | #0050 | *AARON LEUPOLD 11-NORMAL UNIVERSITY       | --     | 58    |
| 146. | #0200 | *TONY BOSLEY 10-ST. JOE-OGDEN             | --     | 22:00 |
| 147. | #0199 | *NATHEN JENKINS 9-ST. JOE-OGDEN           | --     | 03    |
| 148. | #0163 | DOUG GOLDSTEIN 9-EFFINGHAM ST.ANTHONY     | 98     | 09    |
| 149. | #0162 | KEVIN HOENE 12-EFFINGHAM ST.ANTHONY       | 99     | 21    |
| 150. | #0006 | NATHAN ROMINE 11-MONTICELLO               | 100    | 49    |
| 151. | #0124 | *GUTHRIE HOOD 9-UNITY                     | --     | 54    |
| 152. | #0135 | *JONATHAN CLIMER 9-URBANA UNIVERSITY HIGH | --     | 59    |
| 153. | #0111 | *DERRICK HOLLINGSHEAD 9-CLINTON           | --     | 23:30 |
| 154. | #0149 | LUKE BEALS 10-CHRISMAN-SHILOH             | 101    | 39    |
| 155. | #0016 | BEN JACOBI 11-MAHOMET-SEYMOUR             | 102    | 43    |
| 156. | #0090 | *JAMIE BLADE 9-CUMBERLAND                 | --     | 47    |
| 157. | #0096 | *TYLER OWEN 10-CUMBERLAND                 | --     | 24:43 |
| 158. | #0136 | *DAVID YANG 9-URBANA UNIVERSITY HIGH      | --     | 27:56 |

\* or # = Ineligible to score

MAHOMET-SEYMOUR INVITATIONAL

DATE: 10-10-98

-----  
 TEAM SCORES - GIRLS VARSITY

|     |                        |     |
|-----|------------------------|-----|
| 1.  | ST. JOE-OGDEN          | 38  |
| 2.  | NORMAL UNIVERSITY      | 120 |
| 3.  | URBANA UNIVERSITY HIGH | 124 |
| 4.  | MAHOMET-SEYMOUR        | 135 |
| 5.  | UNITY                  | 137 |
| 6.  | MONTICELLO             | 188 |
| 7.  | MATTOON                | 193 |
| 8.  | PRAIRIE CENTRAL        | 196 |
| 9.  | CATLIN                 | 206 |
| 10. | URBANA                 | 211 |
| 11. | PAXTON BUCKLEY LODA    | 239 |
| 12. | CLINTON                | 257 |
| 13. | EFFINGHAM ST.ANTHONY   | 386 |
| 14. | CUMBERLAND             | 395 |

MAHOMET-SEYMOUR INVITATIONAL: 10-10-98

Weather conditions: EXCELLENT

Name of Course: PARKLAND

Length of course: 2.5 MILES

FINAL RESULTS - GIRLS VARSITY

| Pos. | ##    | Name-School                                  | Tm.Pos | Time  |
|------|-------|--|--------|-------|
| 1.   | #0145 | JILL KARY 9-ST. JOE-OGDEN                    | 1      | 15:47 |
| 2.   | #0144 | AMY ROBERTS 11-ST. JOE-OGDEN                 | 2      | 50    |
| 3.   | #0160 | HANNAH MEHARRY 10-UNITY                      | 3      | 16:04 |
| 4.   | #0096 | LINDSEY CAMPOS 10-NORMAL UNIVERSITY          | 4      | 05    |
| 5.   | #0065 | BROOKE JERDAN 12-MATTOON                     | 5      | 12    |
| 6.   | #0054 | MAUREEN SCOTT 9-MAHOMET-SEYMOUR              | 6      | 14    |
| 7.   | #0146 | KARA FRANZEN 11-ST. JOE-OGDEN                | 7      | 17    |
| 8.   | #0097 | EMILY RIEHL 9-NORMAL UNIVERSITY              | 8      | 22    |
| 9.   | #0173 | JOANNA CRANSTON 9-URBANA UNIVERSITY HIGH     | 9      | 26    |
| 10.  | #0185 | STACIE BEASLEY 12-URBANA                     | 10     | 31    |
| 11.  | #0174 | MELISSA WEI 11-URBANA UNIVERSITY HIGH        | 11     | 36    |
| 12.  | #0175 | ALEXANDRA ZODHIATES 9-URBANA UNIVERSITY HIGH | 12     | 37    |
| 13.  | #0147 | LAURA LEGERNES 12-ST. JOE-OGDEN              | 13     | 40    |
| 14.  | #0055 | ANGELA TELTHORST 12-MAHOMET-SEYMOUR          | 14     | 42    |
| 15.  | #0148 | SARA INGRAM 12-ST. JOE-OGDEN                 | 15     | 43    |
| 16.  | #0149 | KRISTIN CHANDLER 10-ST. JOE-OGDEN            | 16     | 48    |
| 17.  | #0152 | AMBER WINN 9-ST. JOE-OGDEN                   | 17     | 50    |
| 18.  | #0120 | ASHLEY LUENING 9-PAXTON BUCKLEY LODA         | 18     | 56    |
| 19.  | #0005 | KALA MADDOX-CATLIN                           | 19     | 59    |
| 20.  | #0125 | RACHEL SCHLATTER 10-PRAIRIE CENTRAL          | 20     | 17:04 |

| Pos. | ##    | Name-School                                | Tm.Pos | Time  |
|------|-------|--|--------|-------|
| 21.  | #0162 | KIM BOISE 10-UNITY                         | 21     | 07    |
| 22.  | #0081 | AMANDA MCLEESE 11-MONTICELLO               | 22     | 10    |
| 23.  | #0056 | COURTNEY PHILBROOK 9-MAHOMET-SEYMOUR       | 23     | 10.8  |
| 24.  | #0006 | BETH O'SHAUGHNESSY-CATLIN                  | 24     | 12    |
| 25.  | #0082 | NATALIE ALBAUGH 10-MONTICELLO              | 25     | 15    |
| 26.  | #0018 | CHRIS HOLL 9-CLINTON                       | 26     | 15.7  |
| 27.  | #0080 | CATI GIBSON 12-MONTICELLO                  | 27     | 16    |
| 28.  | #0057 | JESSICA SCHROEDER 9-MAHOMET-SEYMOUR        | 28     | 17    |
| 29.  | #0066 | MEGAN HUGHES 10-MATTOON                    | 29     | 21    |
| 30.  | #0150 | *KRISTI VAN UITHOVEN 10-ST. JOE-OGDEN      | --     | 21.8  |
| 31.  | #0154 | *SHAWNA BARBER 10-ST. JOE-OGDEN            | --     | 27    |
| 32.  | #0163 | MELANIE CAIN 10-UNITY                      | 30     | 29    |
| 33.  | #0099 | NATALIE REESER 11-NORMAL UNIVERSITY        | 31     | 30    |
| 34.  | #0017 | ABBI PINE 11-CLINTON                       | 32     | 32    |
| 35.  | #0098 | ANNIE GLEASON 10-NORMAL UNIVERSITY         | 33     | 33    |
| 36.  | #0187 | ASHLEY POWELL 11-URBANA                    | 34     | 34    |
| 37.  | #0004 | HALEY LUCAS-CATLIN                         | 35     | 36    |
| 38.  | #0126 | ABBY SMITH 10-PRAIRIE CENTRAL              | 36     | 37    |
| 39.  | #0128 | LISA KEMMER 10-PRAIRIE CENTRAL             | 37     | 40    |
| 40.  | #0127 | KAREN SCHLATTER 9-PRAIRIE CENTRAL          | 38     | 44    |
| 41.  | #0122 | AMANDA TRIBBEY 11-PAXTON BUCKLEY LODA      | 39     | 46    |
| 42.  | #0167 | ANNE JACOBSON 9-UNITY                      | 40     | 51    |
| 43.  | #0067 | JESSI WESTENHAVER 10-MATTOON               | 41     | 55    |
| 44.  | #0177 | RUTH MILLER 9-URBANA UNIVERSITY HIGH       | 42     | 57    |
| 45.  | #0165 | JENNIFER HILL 9-UNITY                      | 43     | 58    |
| 46.  | #0104 | MARIAM WEST 9-NORMAL UNIVERSITY            | 44     | 18:01 |
| 47.  | #0102 | NANCY OLIVER 10-NORMAL UNIVERSITY          | 45     | 03    |
| 48.  | #0040 | LISA STUCKEY 9-EFFINGHAM ST.ANTHONY        | 46     | 06    |
| 49.  | #0068 | NATALIE BAILEY 10-MATTOON                  | 47     | 09    |
| 50.  | #0002 | BETH BURKE-CATLIN                          | 48     | 12    |
| 51.  | #0164 | JESSI BEARD 9-UNITY                        | 49     | 15    |
| 52.  | #0176 | ARIEL ZODHIATES 11-URBANA UNIVERSITY HIGH  | 50     | 20    |
| 53.  | #0188 | SALLY NETTER 10-URBANA                     | 51     | 25    |
| 54.  | #0033 | TARA DITTAMORE 12-CUMBERLAND               | 52     | 27    |
| 55.  | #0111 | ERICA ANDA 9-PAXTON BUCKLEY LODA           | 53     | 27.7  |
| 56.  | #0179 | MEREDITH MAIN 11-URBANA UNIVERSITY HIGH    | 54     | 28    |
| 57.  | #0158 | *ERICA HALL 10-TUSCOLA                     | --     | 31    |
| 58.  | #0189 | ABBY RIFFLE 10-URBANA                      | 55     | 32    |
| 59.  | #0084 | ANNIE DAWSON 11-MONTICELLO                 | 56     | 33    |
| 60.  | #0159 | *JANEEN SUTHERLAND 11-TUSCOLA              | --     | 43    |
| 61.  | #0101 | ERIN WIESE 10-NORMAL UNIVERSITY            | 57     | 45    |
| 62.  | #0155 | *ASHLEY MCELWEE 9-ST. JOE-OGDEN            | --     | 45.8  |
| 63.  | #0108 | *ALEXIS BAIR 12-NORMAL UNIVERSITY          | --     | 49    |
| 64.  | #0083 | PHOEBE BAKER 10-MONTICELLO                 | 58     | 51    |
| 65.  | #0088 | MIRANDA BENNETT 10-MONTICELLO              | 59     | 53    |
| 66.  | #0087 | KATIE BLACKER 11-MONTICELLO                | 60     | 53.7  |
| 67.  | #0190 | LUCY PICKERING 10-URBANA                   | 61     | 55    |
| 68.  | #0019 | APRIL BRAUN 12-CLINTON                     | 62     | 55.9  |
| 69.  | #0050 | *JESSICA TUTWILER 10-GEORGETOWN RIDGE FARM | --     | 57    |
| 70.  | #0085 | *KATIE MELVIN 10-MONTICELLO                | --     | 59    |



| Pos. | ##    | Name-School                                | Tm.Pos | Time  |
|------|-------|--|--------|-------|
| 71.  | #0121 | SARAH PACEY 11-PAXTON BUCKLEY LODA         | 63     | 19:01 |
| 72.  | #0058 | RENEE SINOW 11-MAHOMET-SEYMOUR             | 64     | 02    |
| 73.  | #0132 | AMANDA GARARD 12-PRAIRIE CENTRAL           | 65     | 04    |
| 74.  | #0116 | MONICA HARBER 11-PAXTON BUCKLEY LODA       | 66     | 05    |
| 75.  | #0105 | *EMILY PENG 9-NORMAL UNIVERSITY            | --     | 07    |
| 76.  | #0169 | JESSICA JONES 9-UNITY                      | 67     | 08    |
| 77.  | #0021 | AMIE BRAUN 12-CLINTON                      | 68     | 10    |
| 78.  | #0023 | CRYSTAL THAYER 10-CLINTON                  | 69     | 10.9  |
| 79.  | #0180 | RYOKO OONO 10-URBANA UNIVERSITY HIGH       | 70     | 17    |
| 80.  | #0070 | MEGAN CONLON 10-MATTOON                    | 71     | 18    |
| 81.  | #0020 | KATY WEILAND 11-CLINTON                    | 72     | 19    |
| 82.  | #0129 | SARAH SCOTT 12-PRAIRIE CENTRAL             | 73     | 21    |
| 83.  | #0051 | *COURTNEY POLLMAN 12-GEORGETOWN RIDGE FARM | --     | 24    |
| 84.  | #0131 | LAURA KAISNER 10-PRAIRIE CENTRAL           | 74     | 28    |
| 85.  | #0114 | AMANDA GERDEN 11-PAXTON BUCKLEY LODA       | 75     | 29    |
| 86.  | #0181 | *REBECCA TABB 11-URBANA UNIVERSITY HIGH    | --     | 29.8  |
| 87.  | #0117 | BECKEY FOSTER 10-PAXTON BUCKLEY LODA       | 76     | 30    |
| 88.  | #0178 | *HANAN JASSIM 12-URBANA UNIVERSITY HIGH    | --     | 30.8  |
| 89.  | #0032 | MARIA DETERS 9-CUMBERLAND                  | 77     | 35    |
| 90.  | #0061 | RACHEL SCHILDT 9-MAHOMET-SEYMOUR           | 78     | 36    |
| 91.  | #0113 | *HANNAH DIEDERICH 10-PAXTON BUCKLEY LODA   | --     | 36.9  |
| 92.  | #0041 | TRESSIE DUST 12-EFFINGHAM ST.ANTHONY       | 79     | 37    |
| 93.  | #0003 | MEGAN HOWE-CATLIN                          | 80     | 40    |
| 94.  | #0182 | *SHAWN SIMPSON 9-URBANA UNIVERSITY HIGH    | --     | 41    |
| 95.  | #0156 | *LINDSEY SNIDER 12-TUSCOLA                 | --     | 42    |
| 96.  | #0071 | KATIE ABELL 10-MATTOON                     | 81     | 45    |
| 97.  | #0013 | *LAUREN YOUNG 9-CHRISMAN-SHILOH            | --     | 47    |
| 98.  | #0086 | *KELLI PANKAU 11-MONTICELLO                | --     | 50    |
| 99.  | #0090 | *SUSAN DIELMAN 10-MONTICELLO               | --     | 51    |
| 100. | #0060 | JORDAN HOLMES 9-MAHOMET-SEYMOUR            | 82     | 53    |
| 101. | #0059 | *KATIE MCDONALD 9-MAHOMET-SEYMOUR          | --     | 58    |
| 102. | #0022 | KERRY KOSHINSKI 12-CLINTON                 | 83     | 59    |
| 103. | #0073 | BRITTINEY MORRIS 9-MATTOON                 | 84     | 20:05 |
| 104. | #0024 | *ANNA FERGUSON 11-CLINTON                  | --     | 05.7  |
| 105. | #0062 | *CRISTIN CARPER 11-MAHOMET-SEYMOUR         | --     | 21    |
| 106. | #0133 | *KRYSTAL BITTNER 9-PRAIRIE CENTRAL         | --     | 22    |
| 107. | #0137 | *KRISTIN MILLER 9-PRAIRIE CENTRAL          | --     | 23    |
| 108. | #0134 | *JENNIFER KERRINS 9-PRAIRIE CENTRAL        | --     | 28    |
| 109. | #0118 | *SARAH HOERBERT 10-PAXTON BUCKLEY LODA     | --     | 32    |
| 110. | #0035 | MELISSA HAGA 12-CUMBERLAND                 | 85     | 39    |
| 111. | #0014 | *LAURA ROGERS 12-CHRISMAN-SHILOH           | --     | 55    |
| 112. | #0091 | *SHANNON BOLAND 11-MONTICELLO              | --     | 21:23 |
| 113. | #0044 | KATIE MERKEL 11-EFFINGHAM ST.ANTHONY       | 86     | 25    |
| 114. | #0025 | *JESSICA NEUSHWANDER 9-CLINTON             | --     | 29    |
| 115. | #0001 | *KATIE MECUM 10-BLUE RIDGE                 | --     | 30    |
| 116. | #0045 | KELLY NIEMERG 11-EFFINGHAM ST.ANTHONY      | 87     | 37    |
| 117. | #0076 | *JAMEY DUNN 12-MATTOON                     | --     | 39    |
| 118. | #0026 | *SARAH CHALIFOUX 9-CLINTON                 | --     | 47    |
| 119. | #0119 | *NATALIE LAROE 11-PAXTON BUCKLEY LODA      | --     | 48    |
| 120. | #0027 | *SHAYE MILLER 9-CLINTON                    | --     | 52    |

| Pos. | ##    | Name-School                            | Tm.Pos | Time  |
|------|-------|--|--------|-------|
| 121. | #0042 | JILL OVERBECK 11-EFFINGHAM ST.ANTHONY  | 88     | 59    |
| 122. | #0074 | *SARAH FARLEE 12-MATTOON               | --     | 22:00 |
| 123. | #0043 | NIKKI DUST 11-EFFINGHAM ST.ANTHONY     | 89     | 06    |
| 124. | #0036 | MICAH LAUE 12-CUMBERLAND               | 90     | 31    |
| 125. | #0012 | *KRISTEN CHANDLER 9-CHRISMAN-SHILOH    | --     | 32    |
| 126. | #0031 | AMY DETERS 11-CUMBERLAND               | 91     | 39    |
| 127. | #0092 | *ASHLEY BENNETT 9-MONTICELLO           | --     | 43    |
| 128. | #0077 | *SARAH POLAND 12-MATTOON               | --     | 49    |
| 129. | #0109 | *WENDY FULTON 12-NORMAL UNIVERSITY     | --     | 54    |
| 130. | #0052 | *SARAH ELLIS 9-GEORGETOWN RIDGE FARM   | --     | 23:09 |
| 131. | #0030 | *CANDACE WELCH 10-CLINTON              | --     | 22    |
| 132. | #0038 | JENNIFER MARKWELL 9-CUMBERLAND         | 92     | 40    |
| 133. | #0007 | JENA ROBERTS-CATLIN                    | 93     | 44    |
| 134. | #0046 | HOLLY MITCHELL 11-EFFINGHAM ST.ANTHONY | 94     | 24:31 |
| 135. | #0037 | ADREE LONG 10-CUMBERLAND               | 95     | 25:00 |
| 136. | #0094 | *LYDIA GADBURY 11-MONTICELLO           | --     | 26:35 |
| 137. | #0029 | *AMANDA MAYFIELD 12-CLINTON            | --     | 26:37 |
| 138. | #0039 | *AFTEN PETERS 9-CUMBERLAND             | --     | 33:01 |

\* or # = Ineligible to score

| NAME      |    | 1 MILE | SPLIT | 2 MILE | SPLIT | 3 MILE | SPLIT<br>AVG |
|-----------|----|--------|-------|--------|-------|--------|--------------|
|           | 10 | 5:06   | 5:46  | 5      | 5:30  | 16:22  | /            |
| MILITARY  | 6  | 5:08   | 5:42  | 50     | 5:22  | 16:12  | 5:24         |
| M. DANIEL |    | 5:08   | 5:51  |        | 5:31  | 16:30  | /            |
| H. H. H.  | 17 |        | 5:55  |        | 5:39  | 16:54  | /            |
| HALE      | 3  | 4:58   | 5:33  |        | 5:12  | 15:44  | 1-2 = 17     |
| M. DANIEL | 13 |        | 5:51  |        | 5:30  | 16:38  | 6-7 = 46     |
| MILITARY  | 5  | 5:01   | 5:45  |        | 5:20  | 16:06  | 1-7 = 1:10   |
|           |    | 5:33   |       |        |       | 17:56  | /            |
| JOHN      |    | 5:32   |       |        |       | 18:18  | /            |
| MILITARY  |    | 5:40   |       |        |       | 17:46  | /            |
| V. H. H.  |    | 5:52   |       |        |       | 19:21  | /            |
|           |    |        |       |        |       | 17:57  | /            |
|           |    | 5:41   |       |        |       | 19:08  | /            |
| H. H. H.  |    | 5:40   |       |        |       | 20:19  | /            |
| MILITARY  |    | 6:20   |       |        |       | 19:49  | /            |
|           |    | 5:06   |       |        |       | 19:47  | /            |
|           |    | 5:52   |       |        |       | 20:49  | /            |
|           |    | 6:10   |       |        |       | 20:39  | /            |
|           |    | 7:01   |       |        |       | 22:00  | /            |
|           |    | 7:00   |       |        |       | 22:03  | /            |



# SJO AT ICC

| SJO AT ICC (KICKAPOO - 3.0/2.5) |        |        |        |                    |         |         |           |           |            |
|---------------------------------|--------|--------|--------|--------------------|---------|---------|-----------|-----------|------------|
| 60'S, SUNNY, BREEZY, NICE       |        |        |        |                    |         |         |           |           |            |
| 13-OCT-98                       |        |        |        |                    |         |         |           |           |            |
| NAME                            | MILE   | 2 MILE | SPLIT  | 3 MILE             | SPLIT   | AVERAGE | POINTS    | OLD TOTAL | NEW TOTAL* |
| HALE                            | 5:00   | 10:27  | 5:27   | 15:45              | 5:18    | 5:15    | 6         | 130       | 136        |
| MCDANNALD,M                     | 5:12   | 10:58  | 5:46   | 16:23              | 5:25    | 5:27    | 6         | 112       | 118        |
| MARRIOTT                        | 5:12   | 10:53  | 5:41   | 16:32              | 5:39    | 5:30    | 6         | 130       | 136        |
| HART                            | 5:12   | 10:53  | 5:41   | 16:41              | 5:48    | 5:33    | 6         | 129       | 135        |
| FORSHIER                        | 5:02   | 10:53  | 5:51   | 16:44              | 5:51    | 5:34    | 6         | 130       | 136        |
| MCDANNALD,D                     | 5:16   | 11:10  | 5:54   | 16:47              | 5:37    | 5:35    | 6         | 112.5     | 118.5      |
| HOUCHENS                        | 5:19   | 11:08  | 5:49   | 17:00              | 5:52    | 5:40    | 6         | 93        | 99         |
| HUTCHCRAFT                      |        |        |        | 18:08              |         | 6:02    | 6         | 36.5      | 42.5       |
| JONES                           |        |        |        | 18:20              |         | 6:06    | 6         | 35.5      | 41.5       |
| MATHIS                          |        |        |        | 18:38              |         | 6:12    | 6         | 51        | 57         |
| YOUNG                           |        |        |        | 18:55              |         | 6:18    | 5         | 36.5      | 41.5       |
| VAUGHN                          |        |        |        | 19:16              |         | 6:25    | 4         | 22.5      | 26.5       |
| RETZ                            |        |        |        | 19:28              |         | 6:29    | 3         | 25 1/2    | 28 1/2     |
| KUCHENBROD                      |        |        |        | 19:49              |         | 6:36    | 3         | 22        | 25         |
| HUFF                            |        |        |        | 20:26              |         | 6:48    | 3         | 22.5      | 25.5       |
| CAGLE                           |        |        |        | 20:32              |         | 6:50    | 3         | 17        | 20         |
| ANDREWS                         |        |        |        | 20:42              |         | 6:54    | 3         | 10        | 13         |
| HEDIN                           |        |        |        | 20:49              |         | 6:56    | 3         | 20.5      | 23.5       |
| RASCH                           |        |        |        | 21:27              |         | 7:09    | 3         | 16        | 19         |
| JENKINS                         |        |        |        | 21:46              |         | 7:15    | 2         | 5         | 7          |
| BOSLEY                          |        |        |        | 21:53              |         | 7:17    | 2         | 4         | 6          |
| TOP 5 SPLIT = 59 SEC            |        |        |        | 1-2 SPLIT = 38 SEC |         |         |           |           |            |
| TOP 7 SPLIT = 1:15              |        |        |        |                    |         |         |           |           |            |
| MILE                            | 2 MILE | SPLIT  | 2.5 MI | SPLIT              | AVERAGE | POINTS  | OLD TOTAL | NEW TOTAL |            |
| ROBERTS                         | 5:53   | 12:29  | 6:36   | 15:40              | 3:11    | 6:16    | 5         | 83        | 88         |
| KARY                            | 5:56   | 12:33  | 6:37   | 15:49              | 3:16    | 6:19    | 5         | 108       | 113        |
| FRANZEN                         | 6:14   | 13:04  | 6:50   | 16:22              | 3:18    | 6:32    | 5         | 108       | 113        |
| WINN                            | 6:27   | 13:34  | 7:07   | 16:46              | 3:12    | 6:42    | 5         | 87        | 92         |
| INGRAM                          | 6:18   | 13:28  | 7:10   | 16:48              | 3:20    | 6:43    | 5         | 109       | 114        |
| CHANDLER                        | 6:29   | 13:51  | 7:22   | 16:50              | 2:59    | 6:44    | 5         | 112       | 117        |
| VAN UITHOVEN                    | 6:35   | 14:08  | 7:33   | 17:38              | 3:30    | 7:03    | 5         | 18        | 23         |
| ANDERS                          | 6:48   | 14:22  | 7:34   | 18:00              | 3:38    | 7:12    | 4         | 53        | 57         |
| BARBEE                          | 6:53   | 14:31  | 7:38   | 18:11              | 3:40    | 7:16    | 4         | 35        | 39         |
| MCELWEE                         | 7:02   | 14:52  | 7:50   | 18:28              | 3:36    | 7:23    | 4         | 22.5      | 26.5       |
| KLEIN                           | 7:10   | 15:21  | 8:11   | 19:18              | 3:57    | 7:43    | 4         | 35        | 39         |
| TOP 5 SPLIT = 1:08              |        |        |        |                    |         |         |           |           |            |
| TOP 7 SPLIT = 1:13              |        |        |        |                    |         |         |           |           |            |
| 2-3 SPLIT = 33 SEC              |        |        |        |                    |         |         |           |           |            |
| 3-4 SPLIT = 24 SEC              |        |        |        |                    |         |         |           |           |            |

\*DOES NOT INCLUDE MAHOMET POINTS

| NAME       |    | 1 MILE | SPLIT       | 2 MILE | SPLIT | 3 MILE         | SPLIT | AVG |
|------------|----|--------|-------------|--------|-------|----------------|-------|-----|
| MARZUOTTI  | 3  | 5:12   |             | 10:53  |       | 16:32          |       |     |
| McDANNALD  | 6  | 5:16   |             | 11:16  |       | 16:47          |       |     |
| FORSYBER   | 5  | 5:02   |             | 10:53  |       | 16:44          |       |     |
| McDANNALD  | 2  | 5:12   |             | 10:58  |       | 16:23          |       |     |
| HOUGHENS   | 7  | 5:19   |             | 11:08  |       | 17:00          |       |     |
| HARBY      | 4  | 5:12   |             | 10:53  |       | 16:41          |       |     |
| HALE       | 1  | 5:00   |             | 10:27  |       | 15:45<br>15:46 |       |     |
| MATHIS     |    |        | 1-5 = 5:12  |        |       | 18:38          |       |     |
| JONES      |    |        | 1-8 = 11:15 |        |       | 18:00          |       |     |
| YOUNG      |    |        | 1-2 = 5:12  |        |       | 18:50          |       |     |
| HUTCHCRAFT | 8  |        |             |        |       | 18:08          |       |     |
| VAUGHN     | 12 |        |             |        |       | 19:10          |       |     |
| WIFF       | 15 |        |             |        |       | 20:06          |       |     |
| HE DILL    | 18 |        |             |        |       | 21:00          |       |     |
| RASON      | 19 |        |             |        |       | 21:27          |       |     |
| KUCHENBERG | 14 |        |             |        |       | 19:09          |       |     |
| DAVIS      | 13 |        |             |        |       | 19:28          |       |     |
| CAGLE      | 6  |        |             |        |       | 20:32          |       |     |
| ANDREWS    | 17 |        |             |        |       | 20:00          |       |     |
| BOSLEY     | 21 |        |             |        |       | 21:00          |       |     |
| JENKINS    | 20 |        |             |        |       | 21:00          |       |     |



# Girls Var.

Place Name School Score w/out Ind

|     |                    |        |       |    |
|-----|--------------------|--------|-------|----|
| 1.  | Amy Roberts        | St Joe | 15:40 |    |
| 2.  | Jill Kary          | St J   | 15:49 |    |
| 3.  | Hannah McHarry     | U      | 16:12 |    |
| 4.  | Kara Franzen       | St J   | 16:22 |    |
| 5.  | Stac Billman       | U      | 16:41 |    |
| 6.  | Amber Winn         | St J   | 16:46 |    |
| 7.  | Sara Ingram        | St J   | 16:48 |    |
| 8.  | Kristin Chandler   | St J   | 16:50 |    |
| 9.  | Laura Legner       | St J   | 16:53 |    |
| 10. | Kim Boz            | U      | 16:56 |    |
| 11. | Beth Purke         | SF     | 16:59 |    |
| 12. | Staci Fisher       | Oak    | 17:00 |    |
| 13. | Beth O'Shaughnessy | S.F    | 17:29 |    |
| 14. | Melanie Cain       | Un     | 17:34 |    |
| 15. | Haley Lucas        | S-F    | 17:38 |    |
| 16. | Jennifer Hill      | U      | 17:53 |    |
| 17. | Jessie Tutwiler    | GRF    | 17:57 | 17 |
| 18. | Laura Metzner      | B.H    | 18:14 |    |
| 19. | Nicole Billman     | U      | 18:15 | 18 |
| 20. | Dawna Crowder      | GRF    | 18:33 |    |
| 21. | Anne Jacobson      | U      | 18:43 | 19 |
| 22. | Jana Wells         | Oak    | 18:52 | 20 |
| 23. | Natalie Gaglia     | Oak    | 19:04 | 21 |
| 24. | Kristin Light      | BH     | 19:09 | 22 |
| 25. | Jana Wells         | Oak    | 19:17 | 22 |
| 26. | Lindsey Dan's      | Oak    | 19:45 | 23 |
| 27. | Stacey Gustafson   | BH     | 20:03 |    |
| 28. | Juli Foures        | Oak    | 20:21 | 24 |
| 29. | Jessica Huls       | Oak    | 20:27 | 25 |
| 30. | Megan Howe         | S.F    | 20:37 | 26 |
| 31. | Sarah Ellis        | GRF    | 23:03 | -  |
| 32. | Monica Warner      | SF     | 23:16 | 27 |
| 33. | Jenn Roberts       | SF     | 23:32 | 28 |
| 34. |                    |        |       |    |
| 35. |                    |        |       |    |

1. SJO - 20
2. Unity - 48
3. Salt Fork - 92
4. Oakwood - 98

B-H  
GRF  
D-S  
No Team Score

| 1st  | 4th     | 2nd   | 3rd       | B-H | GRF | Dan-Sch |
|------|---------|-------|-----------|-----|-----|---------|
| SJO  | Oakwood | Unity | Salt Fork | B-H | GRF | Dan-Sch |
| 1. 1 | 1. 12   | 1. 3  | 1. 11     | NTS | NTS | NTS     |
| 2. 2 | 2. 20   | 2. 5  | 2. 13     |     |     |         |
| 3. 4 | 3. 21   | 3. 10 | 3. 15     |     |     |         |
| 4. 6 | 4. 22   | 4. 14 | 4. 26     |     |     |         |
| 5. 7 | 5. 23   | 5. 16 | 5. 27     |     |     |         |
| 20   | 98      | 48    | 92        |     |     |         |



# Girls JV

| Place | Name               | School | Score w/out Ind |
|-------|--------------------|--------|-----------------|
| 1     | Jessi Beard        | U      | 17'35           |
| 2     | Kristi Vridithoven | SJO    | 17'38           |
| 3     | Marellie Janders   | SJO    | 18'00           |
| 4     | Shawna Barber      | SJO    | 18'11           |
| 5     | Stephan Havelin    | U      | 18'25           |
| 6     | Ashley McElwee     | SJO    | 18'28           |
| 7     | Jessica Jones      | U      | 19'08           |
| 8     | Kelly Klein        | SJO    | 19'18           |
| 9     | Bri Hanu Wendell   | Oak    | 20'21           |
| 10    | Rachel Frieldmore  | Oak    | 21'05           |
| 11    | Mallory Houseman   | Oak    | 21'26           |
| 12    | Brandi Eger        | Oak    | 21'24           |
| 13    | Jennifer Clinton   | U      | 21'27           |
| 14    | Mandy Miller       | U      | 22'11           |
| 15    | Jackie Lambert     | Oak    | 22'27           |
| 16    | Beth Richter       | Oak    | 22'41           |
| 17    | Alicia Evans       | Oak    | 23'30           |
| 18    | Tacey Kelly        | Oak    | 24'25           |
| 19    | Brittany Coughlin  | Oak    | 24'26           |
| 20    |                    |        |                 |
| 21    |                    |        |                 |
| 22    |                    |        |                 |
| 23    |                    |        |                 |
| 24    |                    |        |                 |
| 25    |                    |        |                 |
| 26    |                    |        |                 |
| 27    |                    |        |                 |
| 28    |                    |        |                 |
| 29    |                    |        |                 |
| 30    |                    |        |                 |
| 31    |                    |        |                 |
| 32    |                    |        |                 |
| 33    |                    |        |                 |
| 34    |                    |        |                 |
| 35    |                    |        |                 |

| SJO  | Oakwood | Unity | Salt Fork | B-H | GRF | Dan-Sch |
|------|---------|-------|-----------|-----|-----|---------|
| 1. 2 | 1. 9    | 1. 1  | 1. _____  |     |     |         |
| 2. 3 | 2. 10   | 2. 5  | 2. _____  |     |     |         |
| 3. 4 | 3. 11   | 3. 7  | 3. _____  |     |     |         |
| 4. 6 | 4. 12   | 4. 13 | 4. _____  |     |     |         |
| 5. 8 | 5. 15   | 5. 14 | 5. _____  |     |     |         |
| 23   | 57      | 40    | _____     |     |     |         |

# Boys Var.

| Place | Name            | School  | Score w/out Ind |
|-------|-----------------|---------|-----------------|
| 1     | Matt Hale       | SJO     | 15'45           |
| 2     | Mike McDannold  | SH      | 16'23           |
| 3     | John Marriot    | SJO     | 16'32           |
| 4     | Rob Hargrave    | Oak     | 16'34           |
| 5     | Brad Hart       | SJO     | 16'41           |
| 6     | Rob Forshier    | SJO     | 16'44           |
| 7     | Doug McDannold  | SJO     | 16'47           |
| 8     | Cory Vandenberg | Oak     | 16'54           |
| 9     | Nate Houchens   | SJO     | 17'00           |
| 10    | Andy Mahr       | U       | 17'07           |
| 11    | Joe Shirley     | S.F     | 17'21           |
| 12    | Jason Stewart   | B.H     | 17'33           |
| 13    | James Thompson  | U       | 17'51           |
| 14    | Jason Wills     | Oak     | 18'00           |
| 15    | Ryan Laker      | U       | 18'30           |
| 16    | Ray Hauser      | U       | 18'42           |
| 17    | Tim Hauserman   | U       | 18'45           |
| 18    | Mike Phillips   | Oak     | 18'47           |
| 19    | Charles Deakin  | U       | 19'48           |
| 20    | Casey Elliot    | Oak     | 19'06           |
| 21    | Tommy Wier      | GRF     | 19'12           |
| 22    | Jacob Ellis     | GRF     | 19'15           |
| 23    | Josh Lurson     | S.F     | 19'19           |
| 24    | Tommy Dawler    | U       | 19'37           |
| 25    | Marcus Grove    | Oak     | 19'47           |
| 26    | Danny King      | B.H     | 20'11           |
| 27    | Scott Maquet    | GRF     | 20'13           |
| 28    | Steve Drolinger | Oak     | 20'50           |
| 29    | Dustin Cramer   | GRF     | 21'31           |
| 30    | Bryan Hughes    | Dan.Sch | 23'34           |
| 31    | Justin Beyers   | Dan.Sch | 23'45           |
| 32    | TJ Pearson      | B.H     | 27'27           |
| 33    |                 |         |                 |
| 34    |                 |         |                 |
| 35    |                 |         |                 |

| SJO  | Oakwood | Unity | Salt Fork | B-H | GRF | Dan-Sch |
|------|---------|-------|-----------|-----|-----|---------|
| 1. 1 | 1. 4    | 1. 10 | 1. _____  |     |     |         |
| 2. 2 | 2. 8    | 2. 11 | 2. _____  |     |     |         |
| 3. 3 | 3. 12   | 3. 13 | 3. _____  |     |     |         |
| 4. 5 | 4. 16   | 4. 14 | 4. _____  |     |     |         |
| 5. 6 | 5. 18   | 5. 15 | 5. _____  |     |     |         |
| 17   | 59      | 63    | NTS       |     |     |         |

# Boys JV

| Place | Name            | School | Score w/out Ind |
|-------|-----------------|--------|-----------------|
| 1     | Erin Hutchcraft | SJO    | 18:08           |
| 2     | Doren Jones     | SJO    | 18:20           |
| 3     | Tom Mathis      | SJO    | 18:38           |
| 4     | Kyle Young      | SJO    | 18:55           |
| 5     | Aaron Vaughn    | SJO    | 19:16           |
| 6     | Jason Retz      | SJO    | 19:28           |
| 7     | Joe Kuchendrad  | SJO    | 19:49           |
| 8     | Nathan Brown    | Oak    | 20:06           |
| 9     | Aaron Huff      | SJO    | 20:26           |
| 10    | Brandon Gage    | SJO    | 20:32           |
| 11    | Chris Kamradt   | U      | 20:33           |
| 12    | Chris Chestnut  | U      | 20:33           |
| 13    | David Andrews   | SJO    | 20:42           |
| 14    | Eric Powell     | Oak    | 20:47           |
| 15    | Garret Hedin    | SJO    | 20:49           |
| 16    | Ron Rasch       | SJO    | 21:27           |
| 17    | Josh Kocker     | U      | 21:39           |
| 18    | Nathan Jenkins  | SJO    | 21:46           |
| 19    | Tony Easley     | SJO    | 21:53           |
| 20    | Dustin Lammell  | Oak    | 22:22           |
| 21    | Adam Grimes     | Oak    | 22:31           |
| 22    | Paul Tolinger   | Oak    | 22:31           |
| 23    | William Hood    | U      | 22:47           |
| 24    |                 |        |                 |
| 25    |                 |        |                 |
| 26    |                 |        |                 |
| 27    |                 |        |                 |
| 28    |                 |        |                 |
| 29    |                 |        |                 |
| 30    |                 |        |                 |
| 31    |                 |        |                 |
| 32    |                 |        |                 |
| 33    |                 |        |                 |
| 34    |                 |        |                 |
| 35    |                 |        |                 |

| SJO  | Oakwood | Unity    | Salt Fork | B-H | GRF | Dan-Sch |
|------|---------|----------|-----------|-----|-----|---------|
| 1. 1 | 1. 9    | 1. _____ | 1. _____  |     |     |         |
| 2. 2 | 2. 14   | 2. _____ | 2. _____  |     |     |         |
| 3. 3 | 3. 20   | 3. _____ | 3. _____  |     |     |         |
| 4. 4 | 4. 21   | 4. _____ | 4. _____  |     |     |         |
| 5. 5 | 5. 22   | 5. _____ | 5. _____  |     |     |         |
| 15   | 85      |          |           |     |     |         |

# SJO AT PEORIA INVITE

| SJO AT PEORIA INV (DETWEILER--3.0/2.5) |      |        |       |        |       |         |        |           |           |
|--|------|--------|-------|--------|-------|---------|--------|-----------|-----------|
| 60'S, RAINING, MUDDY!                  |      |        |       |        |       |         |        |           |           |
| 17-OCT-98                              |      |        |       |        |       |         |        |           |           |
| NAME                                   | MILE | 2 MILE | SPLIT | 3 MILE | SPLIT | AVERAGE | POINTS | OLD TOTAL | NEW TOTAL |
| HALE                                   | 5:09 | 10:34  | 5:25  | 16:06  | 5:32  | 5:22    |        | 152       |           |
| MARRIOTT                               | 5:18 | 10:52  | 5:34  | 16:15  | 5:23  | 5:25    |        | 152       |           |
| HART                                   | 5:13 | 10:53  | 5:40  | 16:18  | 5:25  | 5:26    |        | 151       |           |
| MCDANNALD,D                            | 5:23 | 10:58  | 5:35  | 16:20  | 5:22  | 5:26    |        | 134.5     |           |
| FORSHIER                               | 5:14 | 11:00  | 5:46  | 16:39  | 5:39  | 5:33    |        | 152       |           |
| MCDANNALD,M                            | 5:18 | 11:05  | 5:47  | 16:38  | 5:48  | 5:37    |        | 134       |           |
| HOUCHENS                               | 5:23 | 11:12  | 5:49  | 17:04  | 5:52  | 5:41    |        | 114       |           |
| JONES                                  | 5:41 | 12:07  | 6:26  | 18:18  | 6:11  | 6:06    |        | 65.5      |           |
| YOUNG                                  | 5:50 | 12:20  | 6:30  | 18:32  | 6:02  | 6:07    |        | 53.5      |           |
| HUTCHCRAFT                             | 5:47 | 12:19  | 6:32  | 18:37  | 6:18  | 6:12    |        | 66.5      |           |
| RETZ                                   | 6:05 | 12:50  | 6:45  | 19:05  | 6:15  | 6:21    |        | 28.5      |           |
| VAUGHN                                 | 5:48 | 12:51  | 7:03  | 19:33  | 6:31  | 6:27    |        | 34.5      |           |
| HUFF                                   | 6:13 | 13:07  | 6:54  | 19:42  | 6:35  | 6:34    |        | 33.5      |           |
| RASCH                                  | 6:15 | 13:16  | 7:01  | 20:06  | 6:50  | 6:42    |        | 25        |           |
| ANDREWS                                | 6:34 | 13:55  | 7:21  | 20:25  | 6:30  | 6:48    |        | 16        |           |
| CAGLE                                  | 6:50 | 14:25  | 7:35  | 21:12  | 6:47  | 7:04    |        | 24        |           |
| KUCHENBROD                             | 6:38 | 14:10  | 7:32  | 21:19  | 7:09  | 7:06    |        | 31        |           |
| MATHIS                                 | 5:53 | 13:30  | 7:37  | 21:34  | 7:53  | 7:07    |        | 71        |           |
| BOSLEY                                 | 7:00 | 14:33  | 7:33  | 21:36  | 7:03  | 7:12    |        | 7         |           |
| JENKINS                                | 6:50 | 14:39  | 7:49  | 21:39  | 7:10  | 7:16    |        | 8         |           |
| TOP 5 SPLIT = 33 SEC                   |      |        |       |        |       |         |        |           |           |
| TOP 7 SPLIT = 58 SEC                   |      |        |       |        |       |         |        |           |           |
| NAME                                   | MILE | 2 MILE | SPLIT | 2.5 MI | SPLIT | AVERAGE | POINTS | OLD TOTAL | NEW TOTAL |
| ROBERTS                                | 5:49 | 12:14  | 6:25  | 15:38  | 3:19  | 6:13    |        | 105       |           |
| KARY                                   | 5:56 | 12:33  | 6:37  | 15:51  | 3:14  | 6:18    |        | 130       |           |
| FRANZEN                                | 6:16 | 13:21  | 7:05  | 16:26  | 3:25  | 6:42    |        | 130       |           |
| CHANDLER                               | 6:20 | 13:30  | 7:10  | 16:47  | 3:17  | 6:42    |        | 134       |           |
| INGRAM                                 | 6:19 | 13:31  | 7:12  | 17:04  | 3:33  | 6:49    |        | 131       |           |
| LEGERNES                               | 6:21 | 13:48  | 7:27  | 17:38  | 3:45  | 7:01    |        | 134       |           |
| WINN                                   | 6:33 | 14:03  | 7:30  | 17:46  | 3:37  | 7:04    |        | 109       |           |
| ANDERS                                 | 6:46 | 14:24  | 7:38  | 18:01  |       |         |        | 57        |           |
| BARBEE                                 | 6:45 | 14:19  | 7:34  | 18:05  |       |         |        | 56        |           |
| VAN UITHOVEN                           | 6:36 | 14:38  | 8:02  | 18:32  |       |         |        | 40        |           |
| MCELWEE                                | 7:19 | 15:35  | 8:16  | 19:33  |       |         |        | 40.5      |           |
| KLEIN                                  | 7:20 | 16:03  | 8:43  | 20:16  |       |         |        | 39        |           |
| TOP 5 SPLIT = 1:31                     |      |        |       |        |       |         |        |           |           |
| TOP 7 SPLIT = 2:07                     |      |        |       |        |       |         |        |           |           |
| 2 - 3 SPLIT = 59 SEC                   |      |        |       |        |       |         |        |           |           |

PATRIOT INVITATIONAL

DATE: 10-17-98

TEAM SCORES - BOYS VARSITY

|     |                          |     |
|-----|--------------------------|-----|
| 1.  | EUREKA                   | 63  |
| 2.  | ST. JOSEPH OGDEN         | 68  |
| 3.  | SHELBYVILLE              | 122 |
| 4.  | ROBINSON                 | 125 |
| 5.  | MACOMB                   | 200 |
| 6.  | BUREAU VALLEY            | 224 |
| 7.  | ELMWOOD/BRIMFIELD        | 291 |
| 8.  | MONMOUTH                 | 298 |
| 9.  | MIDWEST CENTRAL          | 300 |
| 10. | RUSHVILLE                | 303 |
| 11. | BISHOP MCNAMARA          | 314 |
| 12. | MOMENCE                  | 351 |
| 13. | JOY WESTMER              | 385 |
| 14. | PITTSFIELD               | 391 |
| 15. | OAKWOOD                  | 396 |
| 16. | TOLONO UNITY             | 406 |
| 17. | TUSCOLA                  | 407 |
| 18. | HERSCHER                 | 442 |
| 19. | SHERRARD                 | 497 |
| 20. | ROCKRIDGE                | 514 |
| 21. | FRANKLIN                 | 530 |
| 22. | HAVANA                   | 533 |
| 23. | GARDNER SOUTH WILMINGTON | 544 |
| 24. | HENRY MIDLAND            | 550 |
| 25. | PRINCEVILLE              | 590 |

PATRIOT INVITATIONAL: 10-17-98

WEATHER CONDITIONS: RAINY  
LENGTH OF COURSE: 3.0 MILES

FINAL RESULTS - BOYS VARSITY

| POS. | ##    | NAME-SCHOOL                          | TM. POS | TIME |
|------|-------|--------------------------------------|---------|------|
| 1.   | #0451 | MITCHELL BAKER-MACOMB                | 1       | 1538 |
| 2.   | #0151 | ROBERT HANNERS-TUSCOLA               | 2       | 1553 |
| 3.   | #0263 | DUSTIN FRANCKEY-EUREKA               | 3       | 1556 |
| 4.   | #0351 | GREG HOWARD-ROBINSON                 | 4       | 1558 |
| 5.   | #0573 | BRANDON QUEEN-MONMOUTH               | 5       | 1559 |
| 6.   | #0422 | JEROD GALVIN-SHELBYVILLE             | 6       | 1600 |
| 7.   | #0261 | RYAN CHAPMAN-EUREKA                  | 7       | 1603 |
| 8.   | #0291 | MATT HALE-ST. JOSEPH OGDEN           | 8       | 1606 |
| 9.   | #0181 | DAVID SIMMS-GARDNER SOUTH WILMINGTON | 9       | 1608 |
| 10.  | #0294 | JOHN MARRIOTT-ST. JOSEPH OGDEN       | 10      | 1615 |
| 11.  | #0191 | JONATHON ECKLIG-BUREAU VALLEY        | 11      | 1617 |
| 12.  | #0192 | RANDY BILL-BUREAU VALLEY             | 12      | 1618 |
| 13.  | #0293 | BRAD HART-ST. JOSEPH OGDEN           | 13      | 1619 |
| 14.  | #0421 | MATT MILLER-SHELBYVILLE              | 14      | 1619 |
| 15.  | #0297 | DOUG McDANNALD-ST. JOSEPH OGDEN      | 15      | 1620 |

|     |       |                                 |    |      |
|-----|-------|---------------------------------|----|------|
| 16. | #0262 | JIM TAYLOR-EUREKA               | 16 | 1623 |
| 17. | #0431 | STEVE WILSON-ELMWOOD/BRIMFIELD  | 17 | 1625 |
| 18. | #0266 | DANIEL MARTIN-EUREKA            | 18 | 1626 |
| 19. | #0267 | JON HOUSEWORTH-EUREKA           | 19 | 1627 |
| 20. | #0193 | JASON BILL-BUREAU VALLEY        | 20 | 1627 |
| 21. | #0264 | ALEX PAPLOMATAS-EUREKA          | 21 | 1636 |
| 22. | #0292 | ROB FORSHIER-ST. JOSEPH OGDEN   | 22 | 1639 |
| 23. | #0352 | CHARLEY CRAMER-ROBINSON         | 23 | 1640 |
| 24. | #0113 | ROB HARGROVE-OAKWOOD            | 24 | 1641 |
| 25. | #0491 | JOSH GILSON-HAVANA              | 25 | 1643 |
| 26. | #0355 | RUSSELL MESKIMEN-ROBINSON       | 26 | 1644 |
| 27. | #0424 | JIMM HOOD-SHELBYVILLE           | 27 | 1646 |
| 28. | #0231 | JOSH MEMENCA-BISHOP MCNAMARA    | 28 | 1647 |
| 29. | #0281 | JASON DONINI-HENRY MIDLAND      | 29 | 1649 |
| 30. | #0423 | SEAN LUTHY-SHELBYVILLE          | 30 | 1650 |
| 31. | #0252 | PRUCE KATTELMAN-PITTSFIELD      | 31 | 1652 |
| 32. | #0341 | *RYAN ESTES-KNOXVILLE           | -- | 1653 |
| 33. | #0296 | MIKE MCDANNALD-ST. JOSEPH OGDEN | 32 | 1656 |
| 34. | #0472 | CHRIS WARD-RUSHVILLE            | 33 | 1659 |
| 35. | #0471 | JUSTIN ECKMAN-RUSHVILLE         | 34 | 1703 |
| 36. | #0354 | JOSH HELTON-ROBINSON            | 35 | 1704 |
| 37. | #0295 | NATE HOUCHEM-ST. JOSEPH OGDEN   | 36 | 1707 |
| 38. | #0353 | RYAN TOMLINSON-ROBINSON         | 37 | 1709 |
| 39. | #0453 | RAPHAEL CAMPBELL-MACOMB         | 38 | 1712 |
| 40. | #0561 | SAM GRANT-HERSCHER              | 39 | 1715 |
| 41. | #0572 | LUCAS JOHNSON-MONMOUTH          | 40 | 1717 |
| 42. | #0574 | ANDY SMITH-MONMOUTH             | 41 | 1717 |
| 43. | #0251 | JUSTIN DODD-PITTSFIELD          | 42 | 1719 |
| 44. | #0141 | CONER FINNEGAN-MOMENCE          | 43 | 1721 |
| 45. | #0452 | GARRETT DAVEY-MACOMB            | 44 | 1722 |
| 46. | #0426 | MATT PIERSON-SHELBYVILLE        | 45 | 1725 |
| 47. | #0512 | GEORGE WOOD-MIDWEST CENTRAL     | 46 | 1726 |
| 48. | #0111 | CORY VANDENBERG-OAKWOOD         | 47 | 1727 |
| 49. | #0425 | CHRIS BOEHM-SHELBYVILLE         | 48 | 1728 |
| 50. | #0143 | RICHARD McCURRY-MOMENCE         | 49 | 1728 |
| 51. | #0265 | BILLY STAUDERMEIER-EUREKA       | 50 | 1729 |
| 52. | #0331 | STEVE CREWS-PRINCEVILLE         | 51 | 1729 |
| 53. | #0131 | CORY SHOOK-JOY WESTMER          | 52 | 1729 |
| 54. | #0454 | BRYAN CLAUSON-MACOMB            | 53 | 1729 |
| 55. | #0516 | JARED WOIWODE-MIDWEST CENTRAL   | 54 | 1729 |
| 56. | #0513 | ROBERT SHEFF-MIDWEST CENTRAL    | 55 | 1730 |
| 57. | #0483 | JAMES THOMPSON-TOLONO UNITY     | 56 | 1730 |
| 58. | #0211 | JOHN HARKER-ROCKRIDGE           | 57 | 1731 |
| 59. | #0432 | ADAM KIRKER-ELMWOOD/BRIMFIELD   | 58 | 1733 |
| 60. | #0132 | BRANDON HOBART-JOY WESTMER      | 59 | 1735 |
| 61. | #0362 | *KYLE SWANSON-LOWPOINT WASHBURN | -- | 1737 |
| 62. | #0232 | DAN FLYNN-BISHOP MCNAMARA       | 60 | 1740 |
| 63. | #0152 | SCOTT GROVES-TUSCOLA            | 61 | 1740 |
| 64. | #0371 | *JOE SHIRLEY-SALT FORK          | -- | 1743 |
| 65. | #0473 | DUSTIN ROBERTSON-RUSHVILLE      | 62 | 1745 |
| 66. | #0146 | PETER ANAYA-MOMENCE             | 63 | 1747 |
| 67. | #0455 | DOUG CLAUSON-MACOMB             | 64 | 1747 |
| 68. | #0514 | RODOLFO FLORES-MIDWEST CENTRAL  | 65 | 1749 |
| 69. | #0194 | RICHARD KRAFFT-BUREAU VALLEY    | 66 | 1753 |
| 70. | #0356 | STEVE McCORMICK-ROBINSON        | 67 | 1756 |
| 71. | #0433 | JOSH WAITE-ELMWOOD/BRIMFIELD    | 68 | 1757 |
| 72. | #0591 | *CORY PHILYAW-PEORIA CHRISTIAN  | -- | 1801 |
| 73. | #0161 | *STEVE TODD-AUBURN              | -- | 1801 |
| 74. | #0474 | LUCAS COOLEY-RUSHVILLE          | 69 | 1802 |
| 75. | #0484 | TIM HAUSMAN-TOLONO UNITY        | 70 | 1803 |

|      |       |  |     |      |
|------|-------|--|-----|------|
| 76.  | #0233 | SCOTT ROZWALKA-BISHOP MCNAMARA           | 71  | 1804 |
| 77.  | #0321 | MJ MARTIN-FRANKLIN                       | 72  | 1805 |
| 78.  | #0435 | MIKE FEUCHTER-ELMWOOD/BRIMFIELD          | 73  | 1806 |
| 79.  | #0212 | ERIC PRESSLEY-ROCKRIDGE                  | 74  | 1807 |
| 80.  | #0436 | JEFF WHEELER-ELMWOOD/BRIMFIELD           | 75  | 1807 |
| 81.  | #0323 | DREW GEER-FRANKLIN                       | 76  | 1811 |
| 82.  | #0235 | PAT MAHONEY-BISHOP MCNAMARA              | 77  | 1813 |
| 83.  | #0236 | BRANDON ALBRIGHT-BISHOP MCNAMARA         | 78  | 1814 |
| 84.  | #0392 | *JOEY WEDDING-BEARDSTOWN                 | --  | 1815 |
| 85.  | #0332 | HENRY HOLMES-PRINCEVILLE                 | 79  | 1815 |
| 86.  | #9999 | AARON WOIWODE-MIDWEST CENTRAL            | 80  | 1816 |
| 87.  | #0133 | DAVID SHOWALTER-JOY WESTMER              | 81  | 1817 |
| 88.  | #0137 | ZACH STENFELDT-JOY WESTMER               | 82  | 1819 |
| 89.  | #0114 | JASON WILLS-OAKWOOD                      | 83  | 1821 |
| 90.  | #0145 | ANTHONY RILET-MOMENCE                    | 84  | 1821 |
| 91.  | #0575 | EVERETT TAYLOR-MONMOUTH                  | 85  | 1822 |
| 92.  | #0153 | TONY REINGART-TUSCOLA                    | 86  | 1823 |
| 93.  | #0563 | BILL AZAGO-HERSCHER                      | 87  | 1824 |
| 94.  | #0224 | MIKE BELL-SHERRARD                       | 88  | 1825 |
| 95.  | #0485 | RAY HAUSER-TOLONO UNITY                  | 89  | 1825 |
| 96.  | #0237 | MARTY LINNEMAN-BISHOP MCNAMARA           | 90  | 1826 |
| 97.  | #0456 | MATT CURTIS-MACOMB                       | 91  | 1827 |
| 98.  | #0482 | RYAN LAKER-TOLONO UNITY                  | 92  | 1828 |
| 99.  | #0457 | BOB SCHOONOVER-MACOMB                    | 93  | 1829 |
| 100. | #0253 | TREY HARRISON-PITTSFIELD                 | 94  | 1832 |
| 101. | #0492 | ADAM HOUGHTON-HAVANA                     | 95  | 1838 |
| 102. | #0427 | DOUG POWERS-SHELBYVILLE                  | 96  | 1839 |
| 103. | #0227 | JOSH PRINE-SHERRARD                      | 97  | 1840 |
| 104. | #0223 | CONRAD JACOBSON-SHERRARD                 | 98  | 1841 |
| 105. | #0486 | CHARLIE DEAKIN-TOLONO UNITY              | 99  | 1845 |
| 106. | #0254 | JAROD DODD-PITTSFIELD                    | 100 | 1846 |
| 107. | #0562 | NATHAN DENAULT-HERSCHER                  | 101 | 1847 |
| 108. | #0282 | AARON CALDER-HENRY MIDLAND               | 102 | 1848 |
| 109. | #0234 | ELLIOTT BASS-BISHOP MCNAMARA             | 103 | 1850 |
| 110. | #0222 | BRAD MILLER-SHERRARD                     | 104 | 1851 |
| 111. | #0475 | JORDAN McCOMBS-RUSHVILLE                 | 105 | 1853 |
| 112. | #0511 | CORT SEVERNS-MIDWEST CENTRAL             | 106 | 1855 |
| 113. | #0567 | JON WELLS-HERSCHER                       | 107 | 1856 |
| 114. | #0564 | FEFF GROSSO-HERSCHER                     | 108 | 1857 |
| 115. | #0324 | JEFF TOLBERT-FRANKLIN                    | 109 | 1858 |
| 116. | #0225 | BRANDON BRIEBY-SHERRARD                  | 110 | 1900 |
| 117. | #0134 | JASON DAY-JOY WESTMER                    | 111 | 1901 |
| 118. | #0411 | *LUKE GRIFFITHS-ATHENS                   | --  | 1904 |
| 119. | #0147 | JOSH ZELHART-MOMENCE                     | 112 | 1905 |
| 120. | #0142 | DAVID LATTY-MOMENCE                      | 113 | 1907 |
| 121. | #0155 | JASON KOCHER-TUSCOLA                     | 114 | 1908 |
| 122. | #0195 | DUSTIN MARQUIS-BUREAU VALLEY             | 115 | 1910 |
| 123. | #0162 | *BRAD BAKER-AUBURN                       | --  | 1912 |
| 124. | #0434 | TODD PORTER-ELMWOOD/BRIMFIELD            | 116 | 1914 |
| 125. | #0441 | *KYLE DURYEA-FARMINGTON                  | --  | 1915 |
| 126. | #0116 | MARCUS GROVE-OAKWOOD                     | 117 | 1918 |
| 127. | #0322 | DEVIN NICHOLS-FRANKLIN                   | 118 | 1919 |
| 128. | #0476 | DUSTIN WALKER-RUSHVILLE                  | 119 | 1920 |
| 129. | #0182 | ANDY KETTLEKAMP-GARDNER SOUTH WILMINGTON | 120 | 1921 |
| 130. | #0197 | MATT SMITH-BUREAU VALLEY                 | 121 | 1923 |
| 131. | #0437 | GREG WHEELER-ELMWOOD/BRIMFIELD           | 122 | 1926 |
| 132. | #0412 | *DAVID JEWETT-ATHENS                     | --  | 1927 |
| 133. | #0493 | KURT WAGSTAFF-HAVANA                     | 123 | 1929 |
| 134. | #0256 | JORDAN GERARD-PITTSFIELD                 | 124 | 1930 |
| 135. | #0115 | MIKE PHILLIPS-OAKWOOD                    | 125 | 1931 |

|      |       |  |     |      |
|------|-------|--|-----|------|
| 136. | #9999 | *LEVI ROGERS-CHRISMAN                    | --  | 1933 |
| 137. | #0311 | *BOB NEWHALFEN-PUTNAM COUNTY             | --  | 1934 |
| 138. | #9999 | *JAKE ROMOSER-CHRISMAN                   | --  | 1937 |
| 139. | #0213 | MATT HARTMAN-ROCKRIDGE                   | 126 | 1939 |
| 140. | #0571 | JIM INGERSOLL-MONMOUTH                   | 127 | 1940 |
| 141. | #0214 | ALLAN SMITH-ROCKRIDGE                    | 128 | 1941 |
| 142. | #0391 | *RANDY THOROMAN-BEARDSTOWN               | --  | 1942 |
| 143. | #0215 | SHAWN HARDNIK-ROCKRIDGE                  | 129 | 1943 |
| 144. | #0183 | ERIC HAACKE-GARDNER SOUTH WILMINGTON     | 130 | 1944 |
| 145. | #0241 | *DERRICK CARROLL-MENDEN UNITY            | --  | 1945 |
| 146. | #0442 | *JAKE WOODCOCK-FARMINGTON                | --  | 1946 |
| 147. | #0487 | TOMMY DOWLER-TOLONO UNITY                | 131 | 1947 |
| 148. | #0283 | PETE KIRBACH-HENRY MIDLAND               | 132 | 1948 |
| 149. | #0117 | CASEY BILLIOTT-OAKWOOD                   | 133 | 1949 |
| 150. | #0135 | TYLER McWHORTER-JOY WESTMER              | 134 | 1950 |
| 151. | #9999 | JUSTIN CAVANESS-GARDNER SOUTH WILMINGTON | 135 | 1951 |
| 152. | #0494 | ROBERT HANSEN-HAVANA                     | 136 | 1952 |
| 153. | #0163 | *BRAD PIGNON-AUBURN                      | --  | 1953 |
| 154. | #0112 | STEVE DROLLINGER-OAKWOOD                 | 137 | 1955 |
| 155. | #0144 | DEMETRIUS TRIPLETT-MOMENCE               | 138 | 1956 |
| 156. | #0284 | KEVIN MAUBACH-HENRY MIDLAND              | 139 | 1957 |
| 157. | #0357 | CHARLIE LITTLEJOHN-ROBINSON              | 140 | 1958 |
| 158. | #0477 | JEFF SHELEY-RUSHVILLE                    | 141 | 2009 |
| 159. | #0226 | NEIL CHPMAN-SHERRARD                     | 142 | 2022 |
| 160. | #0333 | AARON McBRIDE-PRINCEVILLE                | 143 | 2023 |
| 161. | #0157 | WILL LUCAS-TUSCOLA                       | 144 | 2024 |
| 162. | #0156 | CHRIS ANDERSON-TUSCOLA                   | 145 | 2025 |
| 163. | #0481 | CHRIS KOMRADT-TOLONO UNITY               | 146 | 2028 |
| 164. | #0216 | BRAD CURRY-ROCKRIDGE                     | 147 | 2029 |
| 165. | #0393 | *SETH STAMBAUGH-BEARDSTOWN               | --  | 2030 |
| 166. | #0361 | *DAN KLINE-LOWPOINT WASHBURN             | --  | 2031 |
| 167. | #0286 | DAN OLTMAN-HENRY MIDLAND                 | 148 | 2032 |
| 168. | #0255 | TIM BLACKETER-PITTSFIELD                 | 149 | 2033 |
| 169. | #9999 | DAVID WAGNE-GARDNER SOUTH WILMINGTON     | 150 | 2034 |
| 170. | #0285 | ANDY ROWE-HENRY MIDLAND                  | 151 | 2045 |
| 171. | #9999 | ERIC WILT-BUREAU VALLEY                  | 152 | 2055 |
| 172. | #0136 | RICHARD FRANKS-JOY WESTMER               | 153 | 2111 |
| 173. | #0495 | ERIC JONES-HAVANA                        | 154 | 2130 |
| 174. | #0325 | DAVE CHINGMAN-FRANKLIN                   | 155 | 2139 |
| 175. | #0335 | NATE HYDE-PRINCEVILLE                    | 156 | 2140 |
| 176. | #9999 | *KEITH DEPPERMAN-FARMINGTON              | --  | 2142 |
| 177. | #9999 | JIM SCHEEL-GARDNER SOUTH WILMINGTON      | 157 | 2203 |
| 178. | #0154 | RYAN KLEISS-TUSCOLA                      | 158 | 2208 |
| 179. | #0314 | *BILL RAFFETY-PUTNAM COUNTY              | --  | 2233 |
| 180. | #0164 | *ADAM PIGNON-AUBURN                      | --  | 2234 |
| 181. | #0313 | *AJ ZIANO-PUTNAM COUNTY                  | --  | 2240 |
| 182. | #0541 | *NICK DOERR-PEORIA HEIGHTS               | --  | 2309 |
| 183. | #0217 | DUSTIN SLOAN-ROCKRIDGE                   | 159 | 2342 |
| 184. | #9999 | MATT WEISS-GARDNER SOUTH WILMINGTON      | 160 | 2349 |
| 185. | #0334 | CHRISTIAN TELLEZ-PRINCEVILLE             | 161 | 2439 |
| 186. | #0565 | MARIO BUONO-HERSCHER                     | 162 | 2451 |

# OR \* = INELIGIBLE TO SCORE



PATRIOT INVITATIONAL AT DETWILLAR PARK  
GIRLS VARSITY

TEAM SCORES

|     |                  |     |
|-----|------------------|-----|
| 1.  | ST. JOSEPH-OGDEN | 80  |
| 2.  | HERSCHER         | 133 |
| 3.  | EUREKA           | 135 |
| 4.  | PITTSFIELD       | 143 |
| 5.  | TOLONO-UNITY     | 185 |
| 6.  | MONMOUTH         | 225 |
| 7.  | SHERRARD         | 226 |
| 8.  | MACOMB           | 275 |
| 9.  | PUTNAM COUNTY    | 279 |
| 10. | ROCKRIDGE        | 297 |
| 11. | FRANKLIN         | 334 |
| 12. | ROBINSON         | 386 |
| 13. | SHELBYVILLE      | 402 |
| 14. | MANTENO          | 425 |
| 15. | JOY-WESTMER      | 438 |
| 16. | MIDWEST CENTRAL  | 447 |
| 17. | RUSHVILLE        | 461 |
| 18. | HENRY-MIDLAND    | 498 |
| 19. | HAVANA           | 665 |

FINAL RESULTS - GIRLS VARSITY

|     |                   |                   |      |
|-----|-------------------|-------------------|------|
| 1.  | MINDY PETERSON    | ROCKRIDGE         | 1515 |
| 2.  | AMY ROBERTS       | ST. JOSEPH- OGDEN | 1537 |
| 3.  | BROOKE KATTELMAN  | PITTSFIELD        | 1547 |
| 4.  | HEIDI KNAPP       | EUREKA            | 1548 |
| 5.  | ALLIE WILLIAMS    | MANTENO           | 1550 |
| 6.  | JILL KARY         | ST. JOSEPH-OGDEN  | 1551 |
| 7.  | MEG MCGARVEY      | ARCOLA            | 1600 |
| 8.  | STEPHANIE BONE    | HERSCHER          | 1604 |
| 9.  | JENNIFER HEITMAN  | SHERRARD          | 1606 |
| 10. | STEPHANIE MULLEN  | GIRARD            | 1610 |
| 11. | MEGAN KATTLEMAN   | PITTSFIELD        | 1611 |
| 12. | DEB TYGRET        | MONMOUTH          | 1614 |
| 13. | HANNAH MEHARRY    | TOLONO-UNITY      | 1631 |
| 14. | ERIN FRAKES       | ROCKRIDGE         | 1638 |
| 15. | ASHLEE CALDERONR  | SHERRARD          | 1640 |
| 16. | APRIL SELBY       | SHELBYVILLE       | 1643 |
| 17. | ANDREA GUENGERICH | MIDWEST CENTRAL   | 1645 |
| 18. | JILLIAN LOEBACH   | PUTNAM COUNTY     | 1646 |
| 19. | TOSHA STEVENS     | TUSCOLA           | 1651 |
| 20. | KARA FRANZEN      | ST. JOSEPH-OGDEN  | 1652 |
| 21. | KRISTEN CHANDLER  | ST. JOSEPH-OGDEN  | 1653 |
| 22. | BETH BOOMER       | MACOMB            | 1656 |
| 23. | HOLLI DENAULT     | HERSCHER          | 1657 |
| 24. | EMILY HUBBELL     | EUREKA            | 1658 |
| 25. | AILEY KING        | EUREKA            | 1659 |
| 26. | RACHEL SEYMOUR    | FRANKLIN          | 1700 |
| 27. | ROXANN ZIANO      | PUTNAM COUNTY     | 1701 |
| 28. | JODY KLAUS        | EUREKA            | 1702 |
| 29. | MELANIE CAIN      | TOLONO-UNITY      | 1703 |
| 30. | MELINDA LOWE      | HERSCHER          | 1705 |

|     |       |   |    |      |
|-----|-------|---|----|------|
| 31. | #0295 | SARA INGRAM-ST. JOSEPH OGDEN                  | 19 | 1708 |
| 32. | #0561 | JILL MILLER-HERSCHER                          | 20 | 1709 |
| 33. | #0253 | *CATIE BORROWMAN-PITTSFIELD                   | -- | 1711 |
| 34. | #0374 | *BETH O'SHAUGHNESSY-SALTFORK                  | -- | 1712 |
| 35. | #0572 | MEREDITH CLARK-MONMOUTH                       | 21 | 1714 |
| 36. | #0321 | *JESSICA RAABE-FRANKLIN                       | -- | 1715 |
| 37. | #0485 | *JESSI BEARD-TOLONO UNITY                     | -- | 1717 |
| 38. | #0281 | *JULIE YOUNG-HENRY MIDLAND                    | -- | 1718 |
| 39. | #0331 | *KELSEY SMIT-PRINCEVILLE                      | -- | 1719 |
| 40. | #0566 | LINDSAY DEMERS-HERSCHER                       | 22 | 1720 |
| 41. | #0351 | *KELLY JARED-ROBINSON                         | -- | 1721 |
| 42. | #0431 | *TERRI STALTER-ELMWOOD/BRIMFIELD              | -- | 1723 |
| 43. | #0255 | *SHAYLON SIEPKER-PITTSFIELD                   | -- | 1725 |
| 44. | #0223 | LINDSAY JACOBSON-SHERRARD                     | 23 | 1727 |
| 45. | #0182 | *ANNE WALLGAST-GARDNER SOUTH WILMINGTON       | -- | 1730 |
| 46. | #0294 | LAURA LEGERNES-ST. JOSEPH OGDEN               | 24 | 1736 |
| 47. | #0486 | *FENNIFER HILL-TOLONO UNITY                   | -- | 1739 |
| 48. | #0573 | ERIN MANN-MONMOUTH                            | 25 | 1741 |
| 49. | #0551 | *JENNIFER HAINLINE-SCIOTA NORTHWESTERN        | -- | 1742 |
| 50. | #0451 | *CINDY EVANS-MACOMB                           | -- | 1743 |
| 51. | #0297 | AMBER WINN-ST. JOSEPH OGDEN                   | 26 | 1744 |
| 52. | #0576 | JAIME SCHOLZ-MONMOUTH                         | 27 | 1745 |
| 53. | #0254 | *KATE LEGEMANN-PITTSFIELD                     | -- | 1751 |
| 54. | #0264 | SERENA ZOBRIST-EUREKA                         | 28 | 1755 |
| 55. | #0353 | *JESSICA ELDER-ROBINSON                       | -- | 1756 |
| 56. | #0471 | LINSEY ICENOGLA-RUSHVILLE                     | 29 | 1757 |
| 57. | #0312 | *MICHELLE HARRISON-PUTNAM COUNTY              | -- | 1758 |
| 58. | #0323 | *DENISE LADAGE-FRANKLIN                       | -- | 1759 |
| 59. | #0487 | *STEPHANIE HOVELN-TOLONO UNITY                | -- | 1800 |
| 60. | #0454 | *BOOMER-MACOMB                                | -- | 1801 |
| 61. | #0224 | HEATHER MILLER-SHERRARD                       | 30 | 1802 |
| 62. | #0131 | LINSEY PALMER-JOY WESTMER                     | 31 | 1804 |
| 63. | #0262 | BECKY STUDEBAKER-EUREKA                       | 32 | 1806 |
| 64. | #0422 | *ELLY SKINNER-SHELBYVILLE                     | -- | 1807 |
| 65. | #0324 | *BRIDGETT BENJAMIN-FRANKLIN                   | -- | 1808 |
| 66. | #0563 | JESSIE LOWE-HERSCHER                          | 33 | 1809 |
| 67. | #0575 | CHRISTINA RILEY-MONMOUTH                      | 34 | 1810 |
| 68. | #0263 | SARAH STOLLER-EUREKA                          | 35 | 1815 |
| 69. | #0231 | *PEGGY BALDWIN-BISHOP McNAMARAR               | -- | 1817 |
| 70. | #0352 | *NICKI STONE-ROBINSON                         | -- | 1818 |
| 71. | #0452 | *SUSAN FULKERSON-MACOMB                       | -- | 1820 |
| 72. | #0455 | *MEGAN WILLIAMS-MACOMB                        | -- | 1822 |
| 73. | #0132 | KRISTI LONE-JOY WESTMER                       | 36 | 1824 |
| 74. | #0432 | *SARAH SHOOP-ELMWOOD/BRIMFIELD                | -- | 1825 |
| 75. | #0482 | *ANN JACOBSON-TOLONO UNITY                    | -- | 1826 |
| 76. | #0181 | *TIFFANY CHRISTENSEN-GARDNER SOUTH WILMINGTON | -- | 1827 |
| 77. | #0515 | HOLLY ROGERS-MIDWEST CENTRAL                  | 37 | 1830 |
| 78. | #0574 | CLARE MOHRMAN-MONMOUTH                        | 38 | 1831 |
| 79. | #0472 | ANNE HANEY-RUSHVILLE                          | 39 | 1832 |
| 80. | #0213 | LORI WIDDEL-ROCKRIDGE                         | 40 | 1833 |
| 81. | #0282 | *CARLA KIMBLE-HENRY MIDLAND                   | -- | 1836 |
| 82. | #0314 | *AMY MICKLOS-PUTNAM COUNTY                    | -- | 1837 |
| 83. | #0424 | *RACHEL SMITH-SHELBYVILLE                     | -- | 1838 |
| 84. | #0564 | NICKY LIVESEY-HERSCHER                        | 41 | 1841 |
| 85. | #0152 | *ERICA HALL-TUSCOLA                           | -- | 1844 |
| 86. | #0135 | JULIA LUXMORE-JOY WESTMER                     | 42 | 1846 |
| 87. | #0523 | KATIE GORMAN-MANTENO                          | 43 | 1848 |
| 88. | #0153 | *JANEEN SUTHERLAND-TUSCOLA                    | -- | 1850 |
| 89. | #0332 | *MELISSA CREWS-PRINCEVILLE                    | -- | 1851 |
| 90. | #0142 | *DEVERY WILLIAMS-MOMENCE                      | -- | 1853 |

|      |       |                                      |    |      |
|------|-------|--------------------------------------|----|------|
| 91.  | #0256 | *SYDNEY GUTHRIE-PITTSFIELD           | -- | 1902 |
| 92.  | #0425 | *COURTNEY FURR-SHELBYVILLE           | -- | 1903 |
| 93.  | #0141 | *KRISTA HICKEY-MOMENCE               | -- | 1906 |
| 94.  | #0214 | ERIN PARCHERT-ROCKRIDGE              | 44 | 1908 |
| 95.  | #0317 | *DEBBIE NOVOTNEY-PUTNAM COUNTY       | -- | 1909 |
| 96.  | #0473 | BRITTANY HEINZ-RUSHVILLE             | 45 | 1912 |
| 97.  | #0227 | ERIN NEULEIB-SHERRARD                | 46 | 1913 |
| 98.  | #0512 | SARA BRITZ-MIDWEST CENTRAL           | 47 | 1914 |
| 99.  | #0434 | *TIFFANY FRENCH-ELMWOOD/BRIMFIELD    | -- | 1915 |
| 100. | #0172 | *DAWNA CROWDER-GEORGETOWN RIDGE FARM | -- | 1916 |
| 101. | #0522 | AMANDA KROLL-MANTENO                 | 48 | 1919 |
| 102. | #0225 | TRACEY MUELLER-SHERRARD              | 49 | 1920 |
| 103. | #0232 | *SARA BOKNARI-BISHOP McNAMARAR       | -- | 1921 |
| 104. | #0283 | *DIANA TOMLIN-HENRY MIDLAND          | -- | 1922 |
| 105. | #0133 | LINDSAY CHILDS-JOY WESTMER           | 50 | 1923 |
| 106. | #0354 | *MORGAN SCHUTTE-ROBINSON             | -- | 1925 |
| 107. | #0525 | COURTNEY ROSSERT-MANTENO             | 51 | 1926 |
| 108. | #0215 | TRACY HARDNIK-ROCKRIDGE              | 52 | 1928 |
| 109. | #0226 | LYNDER BIRELTY-SHERRARD              | 53 | 1932 |
| 110. | #0475 | AMBER PEAK-RUSHVILLE                 | 54 | 1937 |
| 111. | #0441 | *SELANA WOODCOCK-FARMINGTON          | -- | 1938 |
| 112. | #0134 | RANDI SEDAM-JOY WESTMER              | 55 | 1939 |
| 113. | #0493 | *BROOKE SARFF-HAVANA                 | -- | 1940 |
| 114. | #0355 | *SUSAN SUTTON-ROBINSON               | -- | 1944 |
| 115. | #0393 | *LAURA JOHNSON-BEARDSTOWN            | -- | 1950 |
| 116. | #0357 | *AMBER HOKE-ROBINSON                 | -- | 1956 |
| 117. | #0435 | *ERIN McCOY-ELMWOOD/BRIMFIELD        | -- | 2004 |
| 118. | #0136 | HANNAH BORUFF-JOY WESTMER            | 56 | 2008 |
| 119. | #0492 | *RACHEL WAGSTAFF-HAVANA              | -- | 2011 |
| 120. | #0474 | RACHAEL SHELEY-RUSHVILLE             | 57 | 2013 |
| 121. | #0571 | NINA ARORA-MONMOUTH                  | 58 | 2014 |
| 122. | #0216 | RACHEL MURRIN-ROCKRIDGE              | 59 | 2017 |
| 123. | #0514 | KANDACE KRESAL-MIDWEST CENTRAL       | 60 | 2019 |
| 124. | #0541 | *ANGIE TROE-PEORIA HEIGHTS           | -- | 2029 |
| 125. | #0526 | KRISTI PIEPENBRINK-MANTENO           | 61 | 2030 |
| 126. | #9999 | *LAURA ROGERS-HHH                    | -- | 2035 |
| 127. | #0524 | CASEY NUGENT-MANTENO                 | 62 | 2047 |
| 128. | #0217 | JAMIE BUSH-ROCKRIDGE                 | 63 | 2049 |
| 129. | #0476 | JENINE SEAL-RUSHVILLE                | 64 | 2051 |
| 130. | #0154 | *LINDSEY SNIDER-TUSCOLA              | -- | 2053 |
| 131. | #0394 | *ANDREA RANKIN-BEARDSTOWN            | -- | 2054 |
| 132. | #0517 | MICHELLE REYNOLDS-MIDWEST CENTRAL    | 65 | 2059 |
| 133. | #0137 | MARCY DIXON-JOY WESTMER              | 66 | 2101 |
| 134. | #0284 | *NATALIE WITKO-HENRY MIDLAND         | -- | 2105 |
| 135. | #0233 | *ALLISON ALBRIGHT-BISHOP McNAMARAR   | -- | 2107 |
| 136. | #0513 | JAIME NASH-MIDWEST CENTRAL           | 67 | 2118 |
| 137. | #0442 | *WENDY EWALT-FARMINGTON              | -- | 2123 |
| 138. | #0316 | *MARY SHAFER-PUTNAM COUNTY           | -- | 2127 |
| 139. | #0494 | *SARAH FRIEND-HAVANA                 | -- | 2131 |
| 140. | #0511 | KATIE DIERKER-MIDWEST CENTRAL        | 68 | 2139 |
| 141. | #0285 | *BRENDA READ-HENRY MIDLAND           | -- | 2142 |
| 142. | #0457 | *BRITTNEY RING-MACOMB                | -- | 2201 |
| 143. | #0477 | BETH VAUGHN-RUSHVILLE                | 69 | 2201 |
| 144. | #0527 | LINDSEY WILLIAMS-MANTENO             | 70 | 2228 |
| 145. | #0542 | *MEGHAN McGLAUGHLIN-PEORIA HEIGHTS   | -- | 2254 |
| 146. | #0495 | *GRETCHEN GERDES-HAVANA              | -- | 2304 |
| 147. | #0423 | *KATIE HARRIS-SHELBYVILLE            | -- | 2332 |
| 148. | #0496 | *KATIE SARNES-HAVANA                 | -- | 2422 |
| 149. | #0325 | *MORGAN REYNOLDS-FRANKLIN            | -- | 2452 |
| 150. | #0497 | *BETHANY ATTERBERRY-HAVANA           | -- | 2611 |

1998 PATRIOT INVITATIONAL  
GIRLS JR. VARSITY RESULTS

|     |                      |                          |      |
|-----|----------------------|--------------------------|------|
| 1.  | BETH BURKE           | SALT FORK                | 1800 |
| 2.  | MYRTLE ANDERS        | ST. JOSEPH-OGDEN         | 1801 |
| 3.  | SHAWHA BARBEE        | ST. JOSEPH-OGDEN         | 1805 |
| 4.  | HEATHER PFEIFER      | EUREKA                   | 1830 |
| 5.  | KRISTI VAN UITHOVEN  | ST. JOSEPH-OGDEN         | 1832 |
| 6.  | KATY NORMAN          | MOMENCE                  | 1859 |
| 7.  | SARAH VANSYOC        | EUREKA                   | 1901 |
| 8.  | KATIE NELSON         | MOMENCE                  | 1906 |
| 9.  | JENNIFER DAMPTZ      | HERSCHER                 | 1918 |
| 10. | ANDREA HUNT          | EUREKA                   | 1921 |
| 11. | KATIE COTTER         | HERSCHER                 | 1926 |
| 12. | ASHLEY MIEWEE        | ST. JOSEPH-OGDEN         | 1933 |
| 13. | MARQUITA McCURRY     | MOMENCE                  | 1938 |
| 14. | JESSICA JONES        | TOLONO-UNITY             | 1958 |
| 15. | KRISTI SCHMIDT       | HERSCHER                 | 2006 |
| 16. | SHELBY TAYLOR        | CHRISMAN                 | 2013 |
| 17. | KELLY KLEIN          | ST. JOSEPH-OGDEN         | 2016 |
| 18. | JESSICA TUTWILER     | GEORGETOWN-RIDGEFARM     | 2017 |
| 19. | ADRIENNE WAPINSKI    | HERSCHER                 | 2018 |
| 20. | ASHLEY BORN          | PRINCEVILLE              | 2043 |
| 21. | DACHELLE CHANBERLAIN | MOMENCE                  | 2055 |
| 22. | MARCY HUTCHISON      | ELMWOOD-BRIMFIELD        | 2106 |
| 23. | MEGAN HOWE           | SALT FORK                | 2107 |
| 24. | BETH NORMAN          | MOMENCE                  | 2107 |
| 25. | ERICA VERMILLION     | BEARDSTOWN               | 2122 |
| 26. | STACY HENDRIX        | HERSCHER                 | 2124 |
| 27. | JENNIFER BRESNAHAN   | MONMOUTH                 | 2128 |
| 28. | LINDSEY HARPER       | MONMOUTH                 | 2131 |
| 29. | EBONY HOWARD         | MOMENCE                  | 2132 |
| 30. | ELEXIAS DRAINE       | MOMENCE                  | 2139 |
| 31. | CASEY HEIMAN         | GARDNER SOUTH WILMINGTON | 2139 |
| 32. | JENNA D'AMICO        | GARDNER SOUTH WILMINGTON | 2143 |
| 33. | BRITTNEY FOULK       | ATHENS                   | 2152 |
| 34. | ANDREA ADOLPHSON     | JOY-WESTMER              | 2156 |
| 35. | DESTINY LAMB         | MOMENCE                  | 2210 |
| 36. | JENNIFER CLINTON     | TOLONO-UNITY             | 2216 |
| 37. | ALYSSA WIELGAT       | MOMENCE                  | 2222 |
| 38. | ALEXIS SMITH         | MONMOUTH                 | 2223 |
| 39. | JACKEE BRAHMAN       | ELMWOOD-BRIMFIELD        | 2230 |
| 40. | HEATHER WILSON       | ATHENS                   | 2230 |
| 41. | MELISSA WILKINS      | ELMWOOD-BRIMFIELD        | 2231 |
| 42. | VIRGINIA HOFMAN      | ROCKRIDGE                | 2232 |
| 43. | KARISSA CAMPBELL     | PUTNAM COUNTY            | 2238 |
| 44. |                      |                          | 2247 |
| 45. | BETH BARRETT         | ELMWOOD-BRIMFIELD        | 2249 |
| 46. | WHITNEY PALMER       | JOY-WESTMER              | 2250 |
| 47. | TIFFANI LACEY        | BEARDSTOWN               | 2251 |
| 48. | PENNY WILKINS        | ELMWOOD-BRIMFIELD        | 2327 |
| 49. | JESSICA KNOBLAUCH    | MOMENCE                  | 2336 |
| 50. | AMBER RUDSELL        | ROCKRIDGE                | 2340 |
| 51. | KRISTEN CHANDLER     | CHRISMAN                 | 2341 |
| 52. | LORI PIGNON          | AUBURN                   | 2347 |
| 53. | SARAH VAUGHN         | RUSHVILLE                | 2348 |
| 54. | ROXANNE RINEHART     | MOMENCE                  | 2351 |

1998 PATRIOT INVITATIONAL  
GIRLS JR. VARSITY RESULTS

|     |                   |           |      |
|-----|-------------------|-----------|------|
| 55. | THERSA BOLT       | ROCKRIDGE | 2353 |
| 56. | MICHELLE PRESSLEY | ROCKRIDGE | 2358 |
| 57. | EMILY BROCKEBUSCH | AUBURN    | 2445 |
| 58. | JENNIFER LUCAS    | ROCKRIDGE | 2522 |
| 59. | CARA STEVENSON    | ROCKRIDGE | 2603 |
| 60. | TRISHA MCGREER    | ROCKRIDGE | 2630 |
| 61. | MONICA WARMEN     | SALT FORK | 2658 |
| 62. | JENA ROBERTS      | SALT FORK | 2659 |

1998 PATRIOT INVITATIONAL  
BOYS JR. VARSITY RESULTS

|     |                   |                      |      |
|-----|-------------------|----------------------|------|
| 1.  | BRANDON CLARKE    | EUREKA               | 1745 |
| 2.  | JASON ROYER       | EUREKA               | 1749 |
| 3.  | BRIAN ARMSTRONG   | EUREKA               | 1812 |
| 4.  | DERON JONES       | ST. JOSEPH-OGDEN     | 1819 |
| 5.  | AUSTIN CANTRELL   | CHRISMAN             | 1822 |
| 6.  | KYLE YOUNG        | ST. JOSEPH-OGDEN     | 1823 |
| 7.  | JOSE MORENO       | EUREKA               | 1824 |
| 8.  | ORIN HUTCHCRAFT   | ST. JOSEPH-OGDEN     | 1827 |
| 9.  | ROSS MASSERY      | ROBINSON             | 1839 |
| 10. | TRAVIS HEIMKANP   | SHELBYVILLE          | 1846 |
| 11. | DOM SMITH         | SPRINGFIELD-LUTHERAN | 1849 |
| 12. | SEAN WORSFIELD    | EUREKA               | 1850 |
| 13. | KALEB CULVER      | ROBINSON             | 1855 |
| 14. | ADAM RANGLES      | BISHOP McNAMARA      | 1902 |
| 15. | JASON RETZ        | ST. JOSEPH-OGDEN     | 1905 |
| 16. | JESSE LESKO       | MACOMB               | 1911 |
| 17. | DEREK WALDSCHMITT | LOW POINT-WASHBURN   | 1915 |
| 18. | AARON VAUGHN      | ST. JOSEPH-OGDEN     | 1923 |
| 19. | LANE GOOD         | CHRISMAN             | 1924 |
| 20. | JOSH LUHRSEN      | SALT FORK            | 1926 |
| 21. | ISACC GRISHIM     | EUREKA               | 1936 |
| 22. | JASON HUBER       | SHELBYVILLE          | 1938 |
| 23. | BEN HAUTELL       | EUREKA               | 1939 |
| 24. | AARON HUFF        | ST. JOSEPH-OGDEN     | 1943 |
| 25. | BROCK EASTMAN     | EUREKA               | 1950 |
| 26. | BEN ANGELO        | BISHOP McNAMARA      | 1951 |
| 27. | RYAN DAWSON       | ROBINSON             | 2002 |
| 28. | NICK DANNEBERGER  | SHELBYVILLE          | 2003 |
| 29. | ADAM WAPINSKI     | HERSCHER             | 2004 |
| 30. | ROB GROSSO        | HERSCHER             | 2005 |
| 31. | DREW PARSONS      | BISHOP McNAMARA      | 2006 |
| 32. | JOHN RASCH        | ST. JOSEPH-OGDEN     | 2006 |
| 33. | BILL DUNN         | JOY-WESTMER          | 2011 |
| 34. | PATRICK IRWIN     | MONMOUTH             | 2013 |
| 35. | DOUG LANOUE       | MANTENO              | 2016 |
| 36. | ED RAKAUKAS       | MOMENCE              | 2020 |
| 37. | JOHN HENRY        | MOMENCE              | 2021 |
| 38. | CHARLIE WORTH     | BISHOP McNAMARA      | 2024 |
| 39. | REID ANDREWS      | ST. JOSEPH-OGDEN     | 2025 |
| 40. | TOM WINN          | GEORGETOWN-RIDGEFARM | 2031 |
| 41. | SCOTT MAQUET      | GEORGETOWN-RIDGEFARM | 2032 |
| 42. | JASON WOMACK      | SPRINGFIELD LUTHERAN | 2040 |
| 43. | MATTHEW RICKEY    | MONMOUTH             | 2052 |
| 44. | SAM BENNINGHOFF   | RUSHVILLE            | 2057 |
| 45. | JAMES COFFMAN     | MACOMB               | 2100 |
| 46. | NICK NELSON       | MIDWEST CENTRAL      | 2107 |
| 47. | JUSTRY PETRY      | HENRY-MIDLAND        | 2109 |
| 48. | MIKE KING         | HERSCHER             | 2111 |
| 49. | BRANDON CAGLE     | ST. JOSEPH-OGDEN     | 2112 |
| 50. | JOSEPH SLOAN      | HENRY-MIDLAND        | 2113 |
| 51. | JACOB ZULZ        | LOW POINT-WASHBURN   | 2113 |
| 52. | JOE KUCHENBROD    | ST. JOSEPH-OGDEN     | 2119 |
| 53. | TOM MATHIS        | ST. JOSEPH-OGDEN     | 2124 |
| 54. | DERRIC DRAINE     | MOMENCE              | 2132 |

1998 PATRIOT INVITATIONAL  
BOYA JR. VARSITY RESULTS

|     |                    |                      |      |
|-----|--------------------|----------------------|------|
| 55. | KYLE GENNICKS      | ATHENS               | 2134 |
| 56. | TONY BOSLEY        | ST. JOSEPH-OGDEN     | 2136 |
| 57. | CHRIS CHESTNUT     | TOLONO-UNITY         | 2142 |
| 58. | NICK SMITH         | EUREKA               | 2143 |
| 59. | NICK FOGLEMAN      | SPRINGFIELD LUTHERAN | 2149 |
| 60. | NATHAN JENKINS     | ST. JOSEPH-OGDEN     | 2150 |
| 61. | RICK WILHOGT       | MOMENCE              | 2151 |
| 62. | JASON GRAVES       | MANTENO              | 2154 |
| 63. | DAVID SAYERS       | RUSHVILLE            | 2158 |
| 64. | MATT MOHRMAN       | MONMOUTH             | 2200 |
| 65. | KEVIN KETZLER      | SPRINGFIELD LUTHERAN | 2207 |
| 66. | JOSH KOCHER        | TOLONO-UNITY         | 2214 |
| 67. | JOSH BLAGG         | MOMENCE              | 2216 |
| 68. | MATT FUHR          | GEORGETOWN-RIDGEFARM | 2217 |
| 69. | BRANDON PEACOCK    | RUSHVILLE            | 2220 |
| 70. | MIKE JONES         | PEORIA-HEIGHTS       | 2221 |
| 71. | ROBERT LORENZEN    | CHRISMAN             | 2223 |
| 72. | CRAIG DIEKENDERFER | LOW POINT-WASHBURN   | 2233 |
| 73. | JOE MILLER         | EUREKA               | 2242 |
| 74. | DAN NOFFKE         | HERSCHER             | 2244 |
| 75. | LOWIS MALIONGAS    | RUSHVILLE            | 2245 |
| 76. | GHAS VANDELINDER   | MIDWEST CENTRAL      | 2247 |
| 77. | SEAN WHITE         | SPRINGFIELD LUTHERAN | 2249 |
| 78. | GREG HEDIN         | ST. JOSEPH-OGDEN     | 2255 |
| 79. | MARK QUINN         | TUSCOLA              | 2312 |
| 80. | MICHEAL HANNANT    | RUSHVILLE            | 2330 |
| 81. | JOEL McCOMBS       | RUSHVILLE            | 2336 |
| 82. | DARREN MORRIS      | PEORIA-HEIGHTS       | 2337 |
| 83. | GUTHRIE HOOD       | TOLONO-UNITY         | 2349 |
| 84. | ADAM STRONER       | MANTENO              | 2403 |
| 85. | DUSTIN CRAMER      | GEORGETOWN-RIDGEFARM | 2409 |
| 86. | TIM SCHAFER        | MANTENO              | 2459 |
| 87. | MIKE MATTILA       | ROCKRIDGE            | 2508 |
| 88. | IAN MUNK           | PEORIA HEIGHTS       | 2534 |
| 89. | RYAN SROLASINSKI   | MANTENO              | 2628 |
| 90. | MATT KING          | PEORIA-HEIGHTS       | 2708 |

116

| NAME          |    | 1 MILE | SPLIT | 2 MILE | SPLIT | 3 MILE | SPLIT | AVG |
|---------------|----|--------|-------|--------|-------|--------|-------|-----|
| HALE          |    | 5:27   |       | 10:34  | 5:07  | 15:56  |       |     |
| FORSYTH       |    | 5:14   |       | 10:23  | 5:09  | 15:44  |       |     |
| MALESCOTT     |    | 5:29   |       | 10:57  | 5:28  | 16:15  |       | 21  |
| HART          |    | 5:15   |       | 10:27  | 5:12  | 15:18  |       |     |
| MCDONNALS (M) |    | 5:20   |       | 10:35  | 5:15  | 15:33  |       |     |
| HUGHES        |    | 5:23   |       | 10:42  | 5:19  | 15:44  |       |     |
| MCDONNALS (D) |    | 5:23   |       | 10:52  | 5:29  | 16:11  |       | 22  |
| NICHOLS       | 10 | 5:27   |       | 10:44  | 5:17  | 15:51  |       |     |
| MANNING       | 18 | 5:28   |       | 10:50  | 5:22  | 16:00  |       |     |
| JONES         | 8  | 5:24   |       | 10:41  | 5:17  | 15:47  |       |     |
| YOUNG         | 9  | 5:50   |       | 11:20  | 5:30  | 16:52  |       |     |
| VAUGHN        | 2  | 5:48   |       | 11:01  | 5:13  | 16:11  |       |     |
| REED          | 11 | 6:05   |       | 11:56  | 5:51  | 17:46  |       |     |
| KUSCHNER      | 17 | 5:38   |       | 10:50  | 5:12  | 16:10  |       |     |
| HUNT          | 12 | 6:10   |       | 12:07  | 5:57  | 17:45  |       |     |
| CAGAN         | 16 | 5:50   |       | 10:58  | 5:08  | 16:12  |       |     |
| APPLEBY       | 15 | 5:34   |       | 10:55  | 5:21  | 16:25  |       |     |
| HOBBS         | 21 | 5:51   |       | 10:50  | 5:00  | 16:00  |       |     |
| BASE          | 14 | 5:50   |       | 11:00  | 5:10  | 16:10  |       |     |
| JENNINGS      | 20 | 5:50   |       | 10:50  | 5:00  | 16:00  |       |     |
| BOSLEY        | 19 | 7:00   |       | 14:33  | 7:33  | 21:56  |       |     |



32  
31

NAME 16 1 MILE SPLIT 2 MILE SPLIT 3 MILE SPLIT AVG

ROBERTS

5:49

12:14

15:32

KARY

5:56

12:33

15:41

FRANZEN

6:16

13:21

16:49

LEGERNES

6:21

48'

17:33

INGRAM

6:19

31

16:04

CHANDLER

6:20

30

15:47

WINN

6:33

14:03

VAN UTHOVEN

6:36

14:38

ANDERS

6:36

14:34

BARBEE

6:45

14:12

18:04

KLEIN

7:20

16:08

MC ELWEE

7:19

15:35

# SJO AT REGIONAL

| SJO AT REGIONAL (KICKAPOO - 3.0/2.5)  |      |        |       |        |       |                      |        |           |            |
|---------------------------------------|------|--------|-------|--------|-------|----------------------|--------|-----------|------------|
| 60'S, SUNNY, PERFECT                  |      |        |       |        |       |                      |        |           |            |
| 24-OCT-98                             |      |        |       |        |       |                      |        |           |            |
| NAME                                  | MILE | 2 MILE | SPLIT | 3 MILE | SPLIT | AVERAGE              | POINTS | OLD TOTAL | NEW TOTAL  |
| HALE                                  | 4:56 | 10:23  | 5:27  | 15:31  | 5:08  | 5:10                 | 9      | 188       | 197        |
| HART                                  | 5:06 | 10:44  | 5:38  | 16:19  | 5:35  | 5:26                 | 9      | 187       | 196        |
| HOUCHENS                              | 5:21 | 10:47  | 5:26  | 16:21  | 5:34  | 5:27                 | 9      | 148       | 157        |
| MARRIOTT                              | 5:15 | 11:03  | 5:48  | 16:52  | 5:49  | 5:37                 | 9      | 188       | 197        |
| MCDANNALD,D                           | 5:28 | 11:18  | 5:50  | 17:04  | 5:46  | 5:41                 | 9      | 170.5     | 179.5      |
| MCDANNALD,M                           | 5:14 | 11:28  | 6:14  | 17:28  | 6:00  | 5:49                 | 9      | 164       | 173        |
| MATHIS                                | 6:20 | 12:50  | 6:30  | 20:05  | 7:15  | 6:41                 | 9      | 78        | 87         |
| <i>WE ARE "RESTING" DURING MILE 2</i> |      |        |       |        |       |                      |        |           |            |
| TOP 5 SPLIT = 1:33 SEC (OUCH)         |      |        |       |        |       | 1 - 2 SPLIT = 48 SEC |        |           |            |
| TOP 7 SPLIT = 4:34                    |      |        |       |        |       | 3 - 4 SPLIT = 31 SEC |        |           |            |
| NAME                                  | MILE | 2 MILE | SPLIT | 2.5 MI | SPLIT | AVERAGE              | POINTS | OLD TOTAL | NEW TOTAL* |
| KARY                                  | 5:52 | 12:34  | 6:42  | 15:46  | 3:12  | 6:18                 | 9      | 130       | 139        |
| ROBERTS                               | 5:58 | 12:56  | 6:58  | 16:15  | 3:19  | 6:30                 | 9      | 105       | 114        |
| LEGERNES                              | 6:15 | 13:20  | 7:05  | 16:34  | 3:14  | 6:37                 | 9      | 134       | 143        |
| FRANZEN                               | 6:17 | 13:25  | 7:08  | 16:42  | 3:17  | 6:40                 | 9      | 130       | 139        |
| WINN                                  | 6:31 | 13:50  | 7:19  | 17:09  | 3:19  | 6:51                 | 9      | 109       | 118        |
| CHANDLER                              | 6:40 | 14:09  | 7:29  | 17:25  | 3:16  | 6:58                 | 9      | 134       | 143        |
| INGRAM                                | 6:37 | 14:13  | 7:36  | 17:46  | 3:33  | 7:06                 | 7      | 131       | 138        |
| TOP 5 SPLIT = 1:23                    |      |        |       |        |       |                      |        |           |            |
| TOP 7 SPLIT = 2:00                    |      |        |       |        |       |                      |        |           |            |
| *DOES NOT INCLUDE PEORIA PTS.         |      |        |       |        |       |                      |        |           |            |

| NAME                  | 1 MILE | SPLIT | 2 MILE | SPLIT | 3 MILE   | SPLIT<br>AVG |
|-----------------------|--------|-------|--------|-------|----------|--------------|
| ROBERTS               | 5:58   |       | 12:56  |       |          |              |
| KARU                  | 5:52   |       | 12:34  |       |          |              |
| FRANZEN               | 6:17   |       | 13:25  |       |          |              |
| CHANDLER              | 6:50   |       | 14:04  |       |          |              |
| INGRAM                | 6:31   |       | 14:13  |       |          |              |
| LEGERNES              | 6:15   |       | 13:20  |       |          |              |
| WINN                  | 6:31   |       | 13:50  |       |          |              |
|                       |        |       |        |       |          |              |
|                       |        |       |        |       |          |              |
|                       |        |       |        |       |          |              |
| HALE                  | 4:56   |       | 10:23  |       |          |              |
| MARZUOTTI             | 5:49   | 5:15  | 11:03  |       |          |              |
| HART                  | 5:06   |       | 10:44  |       |          |              |
| McDANNALD (D)         | 5:50   |       | 11:18  |       | 78<br>5' |              |
| McDANNALD (M)         | 5:54   | 5:14  | 11:28  |       |          |              |
| HOUGHENS              | 5:21   |       | 10:47  |       |          |              |
| MATHIS                |        |       | 12:50  |       |          |              |
|                       |        |       |        |       |          |              |
| <del>XXXXXXXXXX</del> |        |       |        |       |          |              |
|                       |        |       |        |       |          |              |

# Athletic Score Book Co.

## CROSS COUNTRY SCORE SHEET

①

Meet SJO REGIONAL Team GIRLS Course KICKAPOO  
 Weather & Course Condition \_\_\_\_\_ Course Record ROBERTS 15:40  
 Date 24-DEC-98 Your School Record on Course \_\_\_\_\_

| Dist. | Mile | Time | Mile | Min | Place | TEAM PLACE | Name             | School | P  | T  | N            | S   |
|-------|------|------|------|-----|-------|------------|------------------|--------|----|----|--------------|-----|
|       |      |      |      |     |       |            |                  |        |    |    |              |     |
| 1     |      |      |      | 00  | 1     | 1          | J. Kary          | SJO    | 37 | X  | C. Pollman   | GR  |
| 2     |      |      |      | 01  | 2     | 2          | A. Roberts       | STD    | 38 | 30 | J. Wells     | O   |
| 3     |      |      |      | 02  | 3     | 3          | S. Billman       | U      | 39 | 31 | M. Harber    | PBL |
| 4     |      |      |      | 03  | 4     | 4          | A. Zadhates      | UI     | 40 | 32 | J. Wells     | O   |
| 5     |      |      |      | 04  | 5     | 5          | L. Legernes      | STD    | 41 | 33 | J. Fourez    | O   |
| 6     |      |      |      | 05  | 6     | 6          | H. Meharry       | U      | 42 | 34 | L. Davis     | O   |
| 7     |      |      |      | 06  | 7     | 7          | M. Wei           | UI     | 43 | 35 | N. Goglia    | O   |
| 8     |      |      |      | 07  | 8     | X          | L. LoMax         | GR     | 44 | X  | M. Howe      | SF  |
| 9     |      |      |      | 08  | 9     | 8          | K. Franzen       | STD    | 45 | X  | M. Mulvaney  | Ann |
| 10    |      |      |      | 09  | 10    | 9          | A. Luening       | PBL    | 46 | 36 | Gertis       | PBL |
| 11    |      |      |      | 10  | 11    | 10         | L. Layden        | H      | 47 | 37 | B. Foster    | PBL |
| 12    |      |      |      | 11  | 12    | 11         | J. Cranston      | UF     | 48 | X  | S. Gustafson | BH  |
| 13    |      |      |      | 12  | 13    | 12         | J. Lu            | UF     | 49 | X  | L. Garwood   | Ann |
| 14    |      |      |      | 13  | 14    | 13         | J. Beard         | U      | 50 | 38 | M. Selg      | H   |
| 15    |      |      |      | 14  | 15    | 14         | S. Fisher        | O      | 51 | X  | J. Jones     | Ann |
| 16    |      |      |      | 15  | 16    | 15         | A. Winn          | SJO    | 52 | 39 | H. Diedrich  | PBL |
| 17    |      |      |      | 16  | 17    | 16         | K. Boise         | U      | 53 | 40 | R. Leigh     | H   |
| 18    |      |      |      | 17  | 18    | 17         | I. Barracks      | H      | 54 | X  | M. Warner    | SF  |
| 19    |      |      |      | 18  | 19    | 18         | K. Chandler      | SJO    | 55 |    |              |     |
| 20    |      |      |      | 19  | 20    | X          | B. O'Shaughnessy | SF     | 56 |    |              |     |
| 21    |      |      |      | 20  | 21    | 19         | M. Cain          | U      | 57 |    |              |     |
| 22    |      |      |      | 21  | 22    | 20         | R. Miller        | UF     | 58 |    |              |     |
| 23    |      |      |      | 22  | 23    | 21         | S. Ingram        | SJO    | 59 |    |              |     |
| 24    |      |      |      | 23  | 24    | X          | B. Burke         | SF     | 60 |    |              |     |
| 25    |      |      |      | 24  | 25    | X          | L. Metzen        | BH     | 61 |    |              |     |
| 26    |      |      |      | 25  | 26    | X          | J. Tutwiler      | GR     | 62 |    |              |     |
| 27    |      |      |      | 26  | 27    | 22         | J. Hill          | U      | 63 |    |              |     |
| 28    |      |      |      | 27  | 28    | 23         | N. Billman       | U      | 64 |    |              |     |
| 29    |      |      |      | 28  | 29    | X          | D. Crowder       | GR     | 65 |    |              |     |
| 30    |      |      |      | 29  | 30    | 24         | E. Anda          | PBL    | 66 |    |              |     |
| 31    |      |      |      | 30  | 31    | 25         | A. Tribbey       | PBL    | 67 |    |              |     |
| 32    |      |      |      | 31  | 32    | 26         | A. Zadhates      | UI     | 68 |    |              |     |
| 33    |      |      |      | 32  | 33    | 27         | M. Hanson        | H      | 69 |    |              |     |
| 34    |      |      |      | 33  | 34    | 28         | H. Jassim        | UI     | 70 |    |              |     |
| 35    |      |      |      | 34  | 35    | 29         | B. Wendel        | O      | 71 |    |              |     |
| 36    |      |      |      | 35  | 36    | X          | K. Light         | BH     | 72 |    |              |     |

## 1998 GIRLS' REGIONAL SCORE SHEET

| SCHOOL                           | RUNNERS |    |    |    |    |    |    | SCORE | PLACE |
|----------------------------------|---------|----|----|----|----|----|----|-------|-------|
|                                  | 1       | 2  | 3  | 4  | 5  | 6  | 7  |       |       |
| <del>ARMSTRONG (COOP)</del>      |         |    |    |    |    |    |    |       |       |
| <del>BISMARCK-HENNING</del>      |         |    |    |    |    |    |    |       |       |
| <del>DANVILLE (SOHLARMAN)</del>  |         |    |    |    |    |    |    |       |       |
| FITHIAN (OAKWOOD)                | 14      | 29 | 30 | 32 | 33 | 34 | 35 | 138   | 6     |
| <del>GEORGETOWN R.F.</del>       |         |    |    |    |    |    |    |       |       |
| HOOPESTON AREA                   | 10      | 17 | 27 | 38 | 40 |    |    | 132 ✓ | 5     |
| PAXTON-B.-L.                     | 9       | 24 | 25 | 31 | 36 | 37 | 39 | 125 ✓ | 4     |
| <del>SIDELL (JAMAICA COOP)</del> |         |    |    |    |    |    |    |       |       |
| ST. JOSEPH-OGDEN                 | 1       | 2  | 5  | 8  | 15 | 18 | 21 | 31 ✓  | 1     |
| TOLONO (UNITY)                   | 3       | 6  | 13 | 16 | 19 | 22 | 23 | 57 ✓  | 3     |
| URBANA (UNIVERSITY)              | 4       | 7  | 11 | 12 | 20 | 26 | 28 | 54    | 2     |


### SECTIONAL QUALIFIERS

TEAMS

INDIVIDUALS

- 31 1. St Joseph - Ogden
- 54 2. University High
- 57 3. Unity
- 125 4. PBL
- 132 5. Hoopeston Area

- 1. Loma y, Lee Ann GPF
- 2. Fisher, Stacie Oakwood
- 3. O'Shaughnessy, Beth Salt Fork
- 4. Burke, Beth Salt Fork
- 5. Metzen, Laura, B-H



# Athletic Score Book Co.

## CROSS COUNTRY SCORE SHEET

Meet SJD REGIONAL

Vr

Team BOYS

Course KICKAPOO

Course Record 15:31 ALLEN

Your School Record on Course

0  
1  
2  
3  
4  
5  
6  
7  
8  
9  
10  
11  
12  
13  
14  
15  
16  
17  
18  
19  
20  
21  
22  
23  
24  
25  
26  
27  
28  
29  
30  
31  
32  
33  
34  
35  
36  
37  
38  
39  
40  
41  
42  
43  
44  
45  
46  
47  
48  
49  
50  
51  
52  
53  
54  
55  
56  
57  
58  
59

1948 10 25

START 11:50

SPLIT

| In. | Min. | Sec. | Place | TEAM PLACE | Name          | School | P  | T  | N             | S   |
|-----|------|------|-------|------------|---------------|--------|----|----|---------------|-----|
| 0   | 00   | 00   |       |            |               |        |    |    |               |     |
| 1   | 1    | 1    | 1     |            | M. Hale       | SJO    | 37 | 33 | R. Laker      | U   |
| 2   | 2    | 2    | 2     |            | J. Shaffer    | H      | 38 | 34 | M. Grove      | O   |
| 3   | 3    | 3    | 3     |            | J. Helfrich   | UI     | 39 | 35 | T. White      | Arm |
| 4   | 4    | 4    | 4     |            | B. Hart       | SJO    | 40 | 36 | J. Leahy      | O   |
| 5   | 5    | 5    | 5     |            | N. Huchens    | SJO    | 41 | 37 | C. Elliott    | O   |
| 6   | 6    | 6    | 6     |            | R. Andrews    | Arm    | 42 | 38 | C. Deaken     | U   |
| 7   | 7    | 7    | 7     |            | R. Harayove   | O      | 43 | X  | J. Ellis      | GR  |
| 8   | 8    | 8    | 8     |            | C. Vandenberg | O      | 44 | 39 | C. Barrick    | H   |
| 9   | 9    | 9    | 9     |            | J. Marriott   | SJO    | 45 | 40 | J. Woodcock   | U   |
| 10  | 10   | 10   | 10    |            | N. Matthews   | UI     | 46 | 41 | S. Bischert   | Arm |
| 11  | 11   | 11   | 11    |            | D. McDonald   | SJO    | 47 | 42 | T. Mathis     | SJO |
| 12  | 12   | 12   | 12    |            | T. Glazik     | PBL    | 48 | 43 | T. Long       | H   |
| 13  | 13   | 13   | 13    |            | H. Gohvari    | UI     | 49 | 44 | C. Boone      | PBL |
| 14  | 14   | 14   | 14    |            | J. Stewart    | BH     | 50 | X  | S. Maquet     | GR  |
| 15  | 15   | 15   | 15    |            | M. Brehm      | PBL    | 51 | X  | D. King       | BH  |
| 16  | 16   | 16   | 16    |            | M. McDonald   | SJO    | 52 | 45 | J. Burgess    | PBL |
| 17  | 17   | 17   | 17    |            | C. Terry      | UI     | 53 | 46 | B. Henady     | H   |
| 18  | 18   | 18   | 18    |            | G. Reeves     | UI     | 54 | X  | D. Cramer     | GR  |
| 19  | 19   | 19   | 19    |            | E. Wright     | UI     | 55 | 47 | E. MOSS       | Arm |
| 20  | 20   | 20   | 20    |            | J. Thompson   | U      | 56 | X  | T. J. Pearson | BH  |
| 21  | 21   | 21   | 21    |            | A. Hurd       | Arm    | 57 | 48 | G. Niewold    | PBL |
| 22  | 22   | 22   | 22    |            | J. Shirley    | SF     | 58 |    |               |     |
| 23  | 23   | 23   | 23    |            | P. Grey       | Arm    | 59 |    |               |     |
| 24  | 24   | 24   | 24    |            | J. Wills      | D      | 60 |    |               |     |
| 25  | 25   | 25   | 25    |            | D. Smith      | H      | 61 |    |               |     |
| 26  | 26   | 26   | 26    |            | T. Hausman    | U      | 62 |    |               |     |
| 27  | 27   | 27   | 27    |            | J. Brown      | PBL    | 63 |    |               |     |
| 28  | 28   | 28   | 28    |            | M. Phillips   | O      | 64 |    |               |     |
| 29  | 29   | 29   | 29    |            | B. Hird       | Arm    | 65 |    |               |     |
| 30  | 30   | 30   | 30    |            | A. Mohn       | U      | 66 |    |               |     |
| 31  | 31   | 31   | 31    |            | J. Burgess    | PBL    | 67 |    |               |     |
| 32  | 32   | 32   | 32    |            | R. Hauser     | U      | 68 |    |               |     |
| 33  | 33   | 33   | 33    |            | B. Lung       | UI     | 69 |    |               |     |
| 34  | 34   | 34   | 34    |            | J. Luhyren    | SF     | 70 |    |               |     |
| 35  | 35   | 35   | 35    |            | T. Winn       | GR     | 71 |    |               |     |
| 36  | 36   | 36   | 36    |            | J. Bray       | H      | 72 |    |               |     |

## 1998 BOYS' REGIONAL SCORE SHEET

| SCHOOL                           | RUNNERS |    |    |    |    |    |    | SCORE | PLACE |
|----------------------------------|---------|----|----|----|----|----|----|-------|-------|
|                                  | 1       | 2  | 3  | 4  | 5  | 6  | 7  |       |       |
| ARMSTRONG (COOP)                 | 6       | 20 | 21 | 27 | 35 | 41 | 47 | 109 ✓ | 4     |
| <del>BISMARCK HENNING</del>      |         |    |    |    |    |    |    | —     | —     |
| DANVILLE (SCHLARMAN)             |         |    |    |    |    |    |    |       |       |
| FITHIAN (OAKWOOD)                | 7       | 8  | 22 | 26 | 34 | 36 | 37 | 97 ✓  | 3     |
| <del>GEORGETOWN R.F.</del>       |         |    |    |    |    |    |    | —     | —     |
| HOOPESTON AREA                   | 2       | 23 | 32 | 39 | 43 | 46 |    | 139   | 7     |
| PAXTON-B.-L.                     | 12      | 14 | 25 | 29 | 44 | 45 | 48 | 124   | 5     |
| <del>SIDELL (JAMAICA COOP)</del> |         |    |    |    |    |    |    | —     | —     |
| ST. JOSEPH-OGDEN                 | 1       | 4  | 5  | 9  | 11 | 15 | 42 | 30 ✓  | 1     |
| TOLONO (UNITY)                   | 19      | 24 | 28 | 30 | 33 | 38 | 40 | 134   | 6     |
| URBANA (UNIVERSITY)              | 3       | 10 | 13 | 16 | 17 | 18 | 31 | 59 ✓  | 2     |

### SECTIONAL QUALIFIERS

TEAMS

1. St Joseph-Ogden
2. Uni High Urbana
3. Oakwood
4. Armstrong
5. PBL

INDIVIDUALS

1. Shatter, John H-EL
2. Steward, Jason B-H
3. Thompson, James Unit ✓
4. Shirley, Joe Salt Fork
5. Smith, Justin H EL

Jerry Newlands

Scott Mangors

# SJO AT FS RANTOUL INVITE

| SJO AT RANTOUL (BROOKHILL - 3.0) |      |        |       |        |       |         |        |           |                      |
|----------------------------------|------|--------|-------|--------|-------|---------|--------|-----------|----------------------|
| 70'S, SUNNY, NICE!               |      |        |       |        |       |         |        |           |                      |
| 26-OCT-98                        |      |        |       |        |       |         |        |           |                      |
| NAME                             | MILE | 2 MILE | SPLIT | 3 MILE | SPLIT | AVERAGE | POINTS | OLD TOTAL | NEW TOTAL            |
| HUTCHCRAFT                       | 5:25 | 11:45  | 6:20  | 17:56  | 6:11  | 5:58    | 5      | 92.5      | 97 1/2               |
| VAUGHN                           | 5:44 | 12:15  | 6:31  | 18:57  | 6:42  | 6:19    | 5      | 52.5      | 57 1/2               |
| HUFF                             | 5:56 | 12:38  | 6:42  | 19:21  | 6:43  | 6:27    | 4 1/2  | 47.5      | 52                   |
| RETZ                             | 5:48 | 12:51  | 7:03  | 19:33  | 6:42  | 6:31    | 4 1/2  | 49.5      | 54                   |
| JONES                            | 5:37 | 12:23  | 6:46  | 19:38  | 7:15  | 6:32    | 4 1/2  | 91.5      | <del>91</del> 96     |
| CAGLE                            | 6:07 | 12:57  | 6:50  | 19:53  | 6:56  | 6:37    | 3 1/2  | 31        | <del>90</del> 34 1/2 |
| KUCHENBROD                       | 6:10 | 13:07  | 6:57  | 20:01  | 6:54  | 6:40    | 3 1/2  | 38        | <del>37</del> 41 1/2 |
| RASCH                            | 5:59 | 13:00  | 7:01  | 20:05  | 7:05  | 6:41    | 3      | 37        | <del>40</del> 40     |
| ANDREWS                          | 6:28 | 13:33  | 7:05  | 20:21  | 6:48  | 6:47    | 2 1/2  | 28        | <del>40</del> 30 1/2 |
| JENKINS                          | 6:30 | 13:57  | 7:27  | 21:29  | 7:32  | 7:09    | 1 1/2  | 11        | 11 1/2               |
| HEDIN                            | 6:15 | 13:26  | 7:11  | 22:12  | 8:46  | 7:24    | 1 1/2  | 28.5      | 29                   |
| TOP 5 SPLIT = 1:42               |      |        |       |        |       |         |        |           |                      |
| TOP 7 SPLIT = 2:05               |      |        |       |        |       |         |        |           |                      |



| NAME             | 1 MILE       | SPLIT | 2 MILE     | SPLIT | 3 MILE  | SPLIT<br>AVG |
|------------------|--------------|-------|------------|-------|---------|--------------|
| HUTCHCRAFT       | 5:25         | 1     | 11:45      | 1     | 17:50 ✓ | 1            |
| JONES            | 3:57         | 2     | 12:23      | 3     | 19:38   | 5            |
| <del>HOBBS</del> |              |       |            |       |         |              |
| VAUGHN           | 3:54         | 3     | 12:15      | 2     | 18:57 ✓ | 3            |
| REIZ             | 3:57         | 4     | 12:51      | 5     | 19:23   | 4            |
| KUCHENBIZOD      | 6:12         | 5     | 13:07      | 8     | 20:01   | 7            |
| HUFF             | 5:22         | 3     | 10:38      | 4     | 14:21   | 3            |
| CABLE            | 5:21         | 7     | 12:34      | 6     | 19:12 ✓ | 6            |
| ANDREWS          | 6:20-30      | ?     | 13:32      | 10    | 20:22 ✓ | 10           |
| HERDIN           | 6:16         | 9     | 13:25      | 9     | 21:11   | 9            |
| RASCH            | 5:21         | 6     | 13:00      | 7     | 20:00   | 6            |
| JUNCHAS          | 6:20         | 10    | 13:51      | 10    | 21:22   | 10           |
| <del>RASCH</del> |              |       |            |       |         |              |
|                  | 1-5 = 1:42   |       | 1-2 = 1:00 |       |         |              |
|                  | 1-7 = 2:01.5 |       | 8          | 26    | 19      | 20:16        |
| 4 III            |              |       | 18         |       |         | 17:04        |
| 3 86 NW          |              |       | 21         | 50    |         | 20:5         |
| 2 74 CNT         |              |       | 29         |       |         | 0            |
| 1 57 DAN         |              |       | 34         | 54    |         | 0            |
|                  |              |       |            | 25    |         | 0            |
|                  |              |       |            |       |         | 11:3         |
|                  |              |       | 4:100      |       |         |              |
|                  |              |       | 4:30       |       |         |              |

3 TROOPIES  
6 WEEDLES

THURSDAY

# RANTOUL F-S INVITATIONAL 1998

(32 nd Annual)

|                        |         |       |                       |         |       |
|------------------------|---------|-------|-----------------------|---------|-------|
| 1. Jeff Rambole        | Dan     | 16:47 | 39. Brandon Cagle     | St. Joe | 19:53 |
| 2. Ryan Boyll          | NW      | 17:21 | 40. Mark Carter       | PBL     | 19:59 |
| 3. Ying Wu             | NW      | 17:24 | 41. Joe Kuchenbrod    | St. Joe | 20:01 |
| 4. Nate Swartzendruber | Centen  | 17:30 | 42. Peter Morris      | Urb     | 20:04 |
| 5. Adam Petry-Cooper   | Centen  | 17:31 | 43. Joe Dorsey        | Centen  | 20:05 |
| 6. Brandon Lehan       | NC      | 17:43 | 44. Jon Rasch         | St. Joe | 20:05 |
| 7. Steve Fink          | Ran     | 17:51 | 45. Nick Hatfield     | Centen  | 20:07 |
| 8. Orin Hutchcraft     | St. Joe | 17:56 | 46. Craig Boone       | PBL     | 20:09 |
| 9. Ty Harmeson         | Dan     | 17:56 | 47. Boone Billings    | Dan     | 20:10 |
| 10. Nathan Henderson   | Dan     | 18:02 | 48. David Howard      | NC      | 20:15 |
| 11. Paul Petry         | Urb     | 18:10 | 49. Paul Weber        | Bloom   | 20:18 |
| 12. Justin Feek        | NC      | 18:28 | 50. Cameron Schilling | Mat     | 20:18 |
| 13. Ben Stearns        | Centen  | 18:30 | 51. Josh Dawson       | NW      | 20:21 |
| 14. Rene Delatore      | Dan     | 18:35 | 52. Reid Andrews      | St. Joe | 20:21 |
| 15. Mike Holm          | Centen  | 18:37 | 53. Scott Stone       | Mat     | 20:26 |
| 16. Adam Kagy          | NW      | 18:37 | 54. Charley Danner    | NC      | 20:32 |
| 17. Danny Kirby        | Centr   | 18:50 | 55. Greg Roth         | Urb     | 20:34 |
| 18. Aaron Vaughn       | St. Joe | 18:57 | 56. Nick Changnon     | Centr   | 20:39 |
| 19. Paul Dixon         | Centr   | 18:59 | 57. Josh Birky        | Dan     | 20:39 |
| 20. Wade Ellett        | Mat     | 19:03 | 58. Jeremy Rippey     | Bloom   | 20:47 |
| 21. Joe Graham         | Ran     | 19:19 | 59. Justin Flick      | Bloom   | 21:01 |
| 22. Kevin Yarger       | NC      | 19:19 | 60. Jeremy Zitting    | NW      | 21:05 |
| 23. Lucas Parr         | Dan     | 19:20 | 61. Adam Anderson     | Mat     | 21:07 |
| 24. Aaron Huff         | St. Joe | 19:21 | 62. Nick Price        | Mat     | 21:09 |
| 25. Paul Coffey        | Urb     | 19:22 | 63. Patrick Hatch     | Centr   | 21:10 |
| 26. Justin Owens       | Mat     | 19:24 | 64. Brendon Sullivan  | Bloom   | 21:25 |
| 27. Greg Niewold       | PBL     | 19:26 | 65. Nathan Jenkins    | St. Joe | 21:29 |
| 28. Bob Rank           | Urb     | 19:32 | 66. Geoffrey Peng     | NC      | 21:34 |
| 29. Jason Retz         | St. Joe | 19:33 | 67. Sean Barfield     | NC      | 21:40 |
| 30. Josh Leichtenberg  | NW      | 19:33 | 68. Sean Sherrie      | Centen  | 21:41 |
| 31. Scotty Henderson   | Ran     | 19:33 | 69. Josh Twellman     | NC      | 21:48 |
| 32. Colin Cain         | Centr   | 19:38 | 70. Matt Musgrove     | Dan     | 21:53 |
| 33. Mike Egner         | Centr   | 19:38 | 71. Greg Hedin        | St. Joe | 22:12 |
| 34. Doron Jones        | St. Joe | 19:38 | 72. Mike Wilson       | Bloom   | 22:46 |
| 35. Simon Jacobson     | Urb     | 19:39 | 73. Ray Millen        | NW      | 22:58 |
| 36. Nathan Woodham     | Bloom   | 19:40 | 74. Zac Spencer       | Ran     | 23:16 |
| 37. Nathan Eble        | NW      | 19:40 | 75. Kekura Kargbo     | Ran     | 24:24 |
| 38. Patrick Murphy     | Centen  | 19:48 | 76. Ryan Grumish      | Centr   | 26:05 |















|                  |     |
|------------------|-----|
| 1. Danville      | 57  |
| 2. Centennial    | 74  |
| 3. Normal West   | 86  |
| 4. St. Joe-Ogden | 111 |
| 5. Normal Comm   | 131 |
| 6. Urbana        | 135 |
| 7. Central       | 151 |
| 8. Rantoul       | 185 |

|                 |          |
|-----------------|----------|
| 9. Mattoon      | 199      |
| 10. Bloomington | 266      |
| PBL             | No Score |

# SJO AT SECTIONAL

| SJO AT SECTIONAL (ROBINSON - 2.98/2.50)       |      |        |       |        |                        |         |        |           |           |
|---|------|--------|-------|--------|------------------------|---------|--------|-----------|-----------|
| 50'S, OVERCAST, ROLLING HILLS                 |      |        |       |        |                        |         |        |           |           |
| 31-OCT-98                                     |      |        |       |        |                        |         |        |           |           |
| NAME  | MILE | 2 MILE | SPLIT | 3 MILE | SPLIT                  | AVERAGE | POINTS | OLD TOTAL | NEW TOTAL |
| HALE  | 4:56 | 10:17  | 5:21  | 15:23  | 5:06                   | 5:09    | 35     | 197       | 232       |
| FORSHIER                                      | 4:57 | 10:30  | 5:33  | 15:49  | 5:19                   | 5:18    | 35     | 187       | 222       |
| HOUCHENS                                      | 5:11 | 10:52  | 5:41  | 15:59  | 5:07                   | 5:21    | 35     | 157       | 192       |
| HART  | 5:05 | 10:39  | 5:34  | 16:03  | 5:24                   | 5:23    | 35     | 196       | 231       |
| MARRIOTT                                      | 5:17 | 10:44  | 5:27  | 16:16  | 5:32                   | 5:27    | 35     | 197       | 232       |
| MCDANNALD,M                                   | 5:17 | 10:58  | 5:41  | 16:25  | 5:27                   | 5:30    | 30     | 173       | 203       |
| MCDANNALD,D                                   | 5:33 | 11:40  | 6:07  | 17:25  | 5:45                   | 5:50    | 19     | 179.5     | 198.5     |
| <b>WE ARE RESTING DURING THE SECOND MILE!</b> |      |        |       |        |                        |         |        |           |           |
| TOP 5 SPLIT = 53 SEC                          |      |        |       |        | 1-2 SPLIT = 26 SECONDS |         |        |           |           |
| TOP 7 SPLIT = 2:02                            |      |        |       |        | 1-4 SPLIT = 40 SEC     |         |        |           |           |
| NAME  | MILE | 2 MILE | SPLIT | 2.5 MI | SPLIT                  | AVERAGE | PTS*   | OLD TOTAL | NEW TOTAL |
| ROBERTS                                       | 5:52 | 11:55  | 6:03  | 15:07  | 3:12                   | 6:02    | 32+33  | 114       | 179       |
| FRANZEN                                       | 6:02 | 12:17  | 6:15  | 15:24  | 3:07                   | 6:09    | 30+32  | 139       | 201       |
| KARY  | 5:59 | 12:07  | 6:08  | 15:25  | 3:18                   | 6:10    | 32+32  | 139       | 203       |
| LEGERNES                                      | 6:08 | 12:37  | 6:29  | 15:54  | 3:17                   | 6:21    | 29+31  | 143       | 203       |
| INGRAM  | 6:17 | 12:58  | 6:41  | 16:16  | 3:18                   | 6:30    | 30+28  | 138       | 196       |
| WINN  | 6:21 | 13:00  | 6:39  | 16:17  | 3:17                   | 6:30    | 28+28  | 118       | 174       |
| CHANDLER                                      | 6:23 | 13:16  | 6:53  | 16:31  | 3:15                   | 6:36    | 30+27  | 143       | 200       |
| TOP 5 SPLIT = 1:09                            |      |        |       |        | 3-4 SPLIT = 30 SEC     |         |        |           |           |
| TOP 7 SPLIT = 1:24                            |      |        |       |        |                        |         |        |           |           |
| *INCLUDES PEORIA PTS.                         |      |        |       |        |                        |         |        |           |           |

327-8538

| NAME   | 1 MILE | SPLIT                            | 2 MILE   | SPLIT | 3 MILE | SPLIT<br>AVG |
|--|--------|----------------------------------|----------|-------|--------|--------------|
| 197<br>HALE 1<br>152+  | 4:56   | 5:21                             | 10:11    | 5:06  | 15:23  |              |
| FURSHIER 2<br>196  | 4:51   | 5:32                             | 10:10    | 5:14  | 15:49  |              |
| HAZT 4   | 5:02   | 5:34                             | 10:11    | 5:24  | 16:03  |              |
| 197<br>MARRIOTT 5  | 5:17   | 5:27                             | 10:44    | 5:32  | 16:16  | 5:25         |
| 191<br>HEUCHENS           | 5:11   | 5:41                             | 10:52    | 5:07  | 16:59  |              |
| 173<br>McDANNAID (M)   | 5:11   | 5:41                             | 10:53    | 5:27  | 16:57  |              |
| 179.5<br>McDANNAID (D)<br> | 5:25   | 5:07                             | 11:16    | 5:45  | 17:07  |              |
|  |        | 1-2=26 1-5=53<br>1-4=40 1-7=2:02 |          |       |        |              |
| 114<br>ROBERTS  32      |        |                                  |          |       |        |              |
| 137<br>KARY  32         |        | 6:03                             |          | 3:13  | 15:07  |              |
| 139<br>KARY  32         |        | 6:08                             |          | 3:18  | 15:25  |              |
| 143<br>LEGERNES  29     |        | 6:29                             |          | 3:17  | 15:54  |              |
| 139<br>FRANZEN  30      |        | 6:15                             |          | 3:07  | 15:24  |              |
| 138<br>INGRAM  28       |        | 6:31                             |          | 3:18  | 16:10  |              |
| 118<br>WINN  28         |        | 6:39                             |          | 3:17  | 16:17  |              |
| 143<br>CHANDLER  30     |        | 6:53                             |          | 3:15  | 16:31  |              |
| 25<br>                  |        |                                  |          |       |        |              |
|  |        |                                  | 1-5=1:09 |       | 3-1=30 |              |
| 16<br>                  |        |                                  | 1-7=1:24 |       |        |              |
| 13<br>                  |        |                                  |          |       |        |              |
| 22<br>                  | SHAWNA | 25                               |          |       |        |              |

## ROBINSON IHSA SECTIONAL AT RHS

10/31/98

## SCORES

|                           |     |                         |     |
|---------------------------|-----|-------------------------|-----|
| 1. Olympia High School    | 50  | 11. Shelbyville         | 279 |
| 2. St. Joseph - Ogden     | 79  | 12. Monticello          | 303 |
| 3. Olney                  | 125 | 13. Delavan High School | 306 |
| 4. Tolono Unity           | 135 | 14. Paxton-Buckley-Loda | 371 |
| 5. Urbana University      | 167 | 15. Neoga               | 377 |
| 6. University High School | 182 | 16. Sullivan            | 380 |
| 7. St. Teresa High School | 223 | 17. Mt. Carmel          | 449 |
| 8. Teutopolis             | 237 | 18. Cowden-Herrick      | 464 |
| 9. Rochester High School  | 254 | 19. Flora               | 544 |
| 10. Robinson              | 273 |                         |     |

## WOMEN'S 2 1/2 MILE RUN

## RECORDS

## INDIVIDUAL RESULTS

| FIN | NAME               | TEAM                   | NUM | RESULTS | PTS |
|-----|--------------------|------------------------|-----|---------|-----|
| 1.  | Janelle Birky      | Olympia High School    | 067 | 14:43.0 | 1   |
| 2.  | Jessica Hall       | Delavan High School    | 014 | 14:44.6 | 2   |
| 3.  | Lindsey Campos     | University High School | 141 | 14:56.5 | 3   |
| 4.  | April Selby        | Shelbyville            | 099 | 15:04.1 | 4   |
| 5.  | Amy Roberts        | St. Joseph - Ogden     | 114 | 15:07.1 | 5   |
| 6.  | Hannah Meharry     | Tolono Unity           | 137 | 15:08.4 | 6   |
| 7.  | Meg McGarvey       | Arcola                 | 001 | 15:14.5 | -   |
| 8.  | Gena Rawlins       | Olympia High School    | 072 | 15:17.9 | 7   |
| 9.  | Emily Riehl        | University High School | 145 | 15:18.1 | 8   |
| 10. | Jackie Requarth    | Rochester High School  | 090 | 15:18.5 | 9   |
| 11. | Kara Franzen       | St. Joseph - Ogden     | 110 | 15:24.6 | 10  |
| 12. | Jill Kary          | St. Joseph - Ogden     | 112 | 15:25.2 | 11  |
| 13. | Mikelle McClain    | Olympia High School    | 069 | 15:28.7 | 12  |
| 14. | Keri McCarthy      | St. Teresa High School | 106 | 15:29.5 | 13  |
| 15. | Andrea Guengerich  | Manito Midwest Central | 035 | 15:30.6 | -   |
| 16. | Penny Simons       | Olympia High School    | 073 | 15:33.2 | 14  |
| 17. | Melissa Wei        | Urbana University      | 151 | 15:34.0 | 15  |
| 18. | Nikki Leingang     | Olympia High School    | 068 | 15:37.2 | 16  |
| 19. | Kim Brokhof        | Olney                  | 061 | 15:38.9 | 17  |
| 20. | Stacy Billman      | Tolono Unity           | 133 | 15:41.1 | 18  |
| 21. | Ashley Luening     | Paxton-Buckley-Loda    | 079 | 15:45.6 | 19  |
| 22. | Alexandra Zodiates | Urbana University      | 152 | 15:47.1 | 20  |
| 23. | Laura Legernes     | St. Joseph - Ogden     | 113 | 15:54.8 | 21  |
| 24. | Chris Holl         | Clinton                | 003 | 15:55.9 | -   |
| 25. | Alyson Nelson      | Olympia High School    | 071 | 15:59.1 | P   |
| 26. | Laura Layden       | Hoopeston Area         | 029 | 16:01.9 | -   |
| 27. | Tosha Stevens      | Tuscola Atwood-Hammond | 139 | 16:02.7 | -   |
| 28. | Joanna Cranston    | Urbana University      | 147 | 16:03.3 | 23  |
| 29. | Natalie Kocher     | Olney                  | 065 | 16:03.9 | 24  |
| 30. | Lindsey S. Leaf    | Olney                  | 066 | 16:04.5 | 25  |
| 31. | Jessi Beard        | Tolono Unity           | 131 | 16:04.9 | 26  |
| 32. | Jody Dasenbrock    | Teutopolis             | 124 | 16:05.5 | 27  |
| 33. | Ashley Jones       | Olney                  | 063 | 16:09.1 | 28  |

## ROBINSON IHSA SECTIONAL AT RHS

10/31/98

## INDIVIDUAL RESULTS

| FIN | NAME              | TEAM                        | NUM | RESULTS | PTS |
|-----|-------------------|-----------------------------|-----|---------|-----|
| 34. | Meredith Deters   | Teutopolis                  | 125 | 16:11.1 | 29  |
| 35. | Diedre Gogerty    | St. Teresa High School      | 105 | 16:13.9 | 30  |
| 36. | Leeann Lomax      | Georgetown (Ridge Farm)     | 025 | 16:14.3 | -   |
| 37. | Krista Fleming    | Olney                       | 062 | 16:15.4 | 31  |
| 38. | Stacie Fisher     | Oakwood                     | 059 | 16:15.4 | -   |
| 39. | Sara Ingram       | St. Joseph - Ogden          | 111 | 16:16.0 | 32  |
| 40. | Amber Winn        | St. Joseph - Ogden          | 115 | 16:17.8 | P   |
| 41. | Rebecca Schnorf   | Rochester High School       | 091 | 16:18.7 | 34  |
| 42. | Melanie Cain      | Tolono Unity                | 135 | 16:19.3 | 35  |
| 43. | Jessica Elder     | Robinson                    | 081 | 16:20.4 | 36  |
| 44. | Jing Lu           | Urbana University           | 149 | 16:23.1 | 37  |
| 45. | Jennifer Berry    | Olney                       | 060 | 16:24.6 | P   |
| 46. | Kelly Jared       | Robinson                    | 082 | 16:25.9 | 39  |
| 47. | Katie Harris      | Shelbyville                 | 098 | 16:26.2 | 40  |
| 48. | Natalie V. King   | Olney                       | 064 | 16:26.5 | P   |
| 49. | Annie Gleason     | University High School      | 142 | 16:27.0 | 42  |
| 50. | Mary McKenna      | Illini Central (Mason City) | 026 | 16:29.5 | -   |
| 51. | Cati Gibson       | Monticello                  | 040 | 16:30.0 | 43  |
| 52. | Molly Hartke      | Neoga                       | 056 | 16:30.5 | 44  |
| 53. | Kristin Chandler  | St. Joseph - Ogden          | 109 | 16:31.1 | P   |
| 54. | Amanda McLeese    | Monticello                  | 041 | 16:31.5 | 46  |
| 55. | Claire Zimmerman  | Sullivan                    | 123 | 16:31.9 | 47  |
| 56. | Sally Timm        | Manito Midwest Central      | 036 | 16:32.8 | -   |
| 57. | Ingrid Barracks   | Hoopeston Area              | 027 | 16:33.4 | -   |
| 58. | Alicia Papa       | St. Teresa High School      | 107 | 16:34.0 | 48  |
| 59. | Kelli Clifford    | St. Teresa High School      | 102 | 16:35.9 | 49  |
| 60. | Beth O'Shangnerry | Salt Fork Jamaica           | 095 | 16:37.4 | -   |
| 61. | Abbi Pine         | Clinton                     | 004 | 16:38.1 | -   |
| 62. | Jennifer Hill     | Tolono Unity                | 136 | 16:39.0 | 50  |
| 63. | Lindsay Shimer    | Robinson                    | 085 | 16:40.1 | 51  |
| 64. | Nicki Stone       | Robinson                    | 086 | 16:41.7 | 52  |
| 65. | Natalie Albaugh   | Monticello                  | 037 | 16:43.2 | 53  |
| 66. | Tracy Meyer       | Teutopolis                  | 128 | 16:43.8 | 54  |
| 67. | Sarah Tice        | Mt. Carmel                  | 051 | 16:45.1 | 55  |
| 68. | Rachel Spiegel    | Rochester High School       | 092 | 16:46.1 | 56  |
| 69. | Renea Owens       | Rochester High School       | 089 | 16:47.1 | 57  |
| 70. | Kim Boise         | Tolono Unity                | 134 | 16:48.5 | P   |
| 71. | Natalie Reeser    | University High School      | 144 | 16:49.1 | 59  |
| 72. | Katy Roedl        | Teutopolis                  | 129 | 16:50.6 | 60  |
| 73. | Brooke Morris     | Neoga                       | 057 | 16:52.5 | 61  |
| 74. | Chelsey Peters    | Sullivan                    | 120 | 16:54.1 | 62  |
| 75. | Amanda Tribbey    | Paxton-Buckley-Loda         | 080 | 16:54.5 | 63  |
| 76. | Margaret Lowry    | Delavan High School         | 016 | 16:54.8 | 64  |
| 77. | Amanda Sides      | Delavan High School         | 017 | 16:55.6 | 65  |
| 78. | Mary Koonce       | Delavan High School         | 015 | 16:57.5 | 66  |
| 79. | Brenda Willenborg | Teutopolis                  | 130 | 16:59.0 | 67  |
| 80. | Lynna Crumrin     | Hutsonville                 | 032 | 17:00.8 | -   |
| 81. | Lindsay Gruel     | Teutopolis                  | 126 | 17:02.1 | P   |
| 82. | Elly Skinner      | Shelbyville                 | 100 | 17:07.2 | 69  |
| 83. | Mieiam West       | University High School      | 146 | 17:08.6 | 70  |
| 84. | Trisha Meyer      | Flora                       | 023 | 17:09.8 | 71  |
| 85. | Ruth Miller       | Urbana University           | 150 | 17:11.8 | 72  |
| 86. | Ariel Zodhiates   | Urbana University           | 153 | 17:14.7 | P   |

## ROBINSON IHSA SECTIONAL AT RHS

10/31/98

## INDIVIDUAL RESULTS

| FIN  | NAME               | TEAM                   | NUM | RESULTS | PTS |
|------|--------------------|------------------------|-----|---------|-----|
| 87.  | Stephanie Baumgart | Mt. Carmel             | 045 | 17:16.8 | 74  |
| 88.  | Whitney Banning    | Cowden-Herrick         | 006 | 17:17.9 | 75  |
| 89.  | Lisa Stuckey       | St. Anthony            | 116 | 17:18.5 | -   |
| 90.  | Laura Metzen       | Bismarck-Henning       | 002 | 17:23.8 | -   |
| 91.  | Katie Melvin       | Monticello             | 042 | 17:24.5 | 76  |
| 92.  | Hanan Jassim       | Urbana University      | 148 | 17:30.2 | P   |
| 93.  | Dawnya Navarro     | Cowden-Herrick         | 009 | 17:32.7 | 78  |
| 94.  | Nicole Billman     | Tolono Unity           | 132 | 17:33.5 | P   |
| 95.  | Courtney Furr      | Shelbyville            | 097 | 17:35.4 | 80  |
| 96.  | Nancy Oliver       | University High School | 143 | 17:36.4 | P   |
| 97.  | Erica Anda         | Paxton-Buckley-Loda    | 074 | 17:36.8 | 82  |
| 98.  | Caroline Cobb      | St. Teresa High School | 103 | 17:37.1 | 83  |
| 99.  | Brittany Cobb      | Sullivan               | 117 | 17:37.5 | 84  |
| 100. | Katie Blacker      | Monticello             | 038 | 17:41.3 | 85  |
| 101. | Rachel Smith       | Shelbyville            | 101 | 17:41.9 | 86  |
| 102. | Denise Cather      | Neoga                  | 052 | 17:43.3 | 87  |
| 103. | Rachel Boehm       | Cowden-Herrick         | 007 | 17:46.0 | 88  |
| 104. | Tara Dittamore     | Cumberland             | 012 | 17:46.9 | -   |
| 105. | Danette Deters     | Neoga                  | 053 | 17:48.2 | 89  |
| 106. | Erica Hall         | Tuscola Atwood-Hammond | 138 | 17:49.3 | -   |
| 107. | Alexis Bair        | University High School | 140 | 17:49.9 | P   |
| 108. | Stephanie Racop    | Lawrenceville          | 034 | 17:51.0 | -   |
| 109. | Jackie Hille       | Teutopolis             | 127 | 17:52.0 | P   |
| 110. | Kelli Pankau       | Monticello             | 043 | 17:52.9 | P   |
| 111. | Beth Burke         | Salt Fork Jamaica      | 094 | 17:53.9 | -   |
| 112. | Jamie Palmer       | Sullivan               | 119 | 17:56.2 | 93  |
| 113. | Emily Feeler       | Sullivan               | 118 | 17:58.4 | 94  |
| 114. | Stephanie O'Neal   | Lawrenceville          | 033 | 17:59.9 | -   |
| 115. | Jessica Malone     | Robinson               | 083 | 18:01.5 | 95  |
| 116. | Jodi Fearday       | Neoga                  | 055 | 18:03.1 | 96  |
| 117. | Annie Dawson       | Monticello             | 039 | 18:06.4 | P   |
| 118. | Laurie Conavay     | Rochester High School  | 088 | 18:07.3 | 98  |
| 119. | Sabrina Blythe     | Mt. Carmel             | 046 | 18:09.0 | 99  |
| 120. | Susan Sutton       | Robinson               | 087 | 18:09.7 | P   |
| 121. | Emily Sudkamp      | Neoga                  | 058 | 18:12.3 | P   |
| 122. | Amanda Gerdes      | Paxton-Buckley-Loda    | 077 | 18:13.0 | 102 |
| 123. | Emily Nelick       | Olympia High School    | 070 | 18:14.0 | P   |
| 124. | Christin Eden      | St. Teresa High School | 104 | 18:17.2 | P   |
| 125. | Monica Harber      | Paxton-Buckley-Loda    | 078 | 18:22.3 | 105 |
| 126. | Jen Atkins         | Fairfield              | 018 | 18:27.2 | -   |
| 127. | Elizabeth Tice     | Mt. Carmel             | 050 | 18:28.8 | 106 |
| 128. | Danielle Washburn  | St. Teresa High School | 108 | 18:32.8 | P   |
| 129. | Donna Kresch       | Flora                  | 020 | 18:34.2 | 108 |
| 130. | Jessica Carson     | Delavan High School    | 013 | 18:36.3 | 109 |
| 131. | Samantha Banning   | Cowden-Herrick         | 005 | 18:37.2 | 110 |
| 132. | Sarah Pacey        | Paxton-Buckley-Loda    | 075 | 18:38.4 | P   |
| 133. | Natalie Carter     | Paxton-Buckley-Loda    | 076 | 18:43.0 | P   |
| 134. | Kara Tucker        | Cowden-Herrick         | 011 | 18:45.0 | 113 |
| 135. | Lena Singer        | Sullivan               | 121 | 18:47.3 | P   |
| 136. | Leah Higginson     | Mt. Carmel             | 048 | 18:48.3 | 115 |
| 137. | Caroline Wilson    | Rochester High School  | 093 | 18:49.2 | P   |
| 138. | Beth Fearday       | Neoga                  | 054 | 18:53.1 | P   |
| 139. | Jamie Richards     | Cowden-Herrick         | 010 | 18:54.7 | P   |

## ROBINSON IHSA SECTIONAL AT RHS

10/31/98

## INDIVIDUAL RESULTS

| FIN  | NAME             | TEAM                  | NUM | RESULTS | PTS |
|------|------------------|-----------------------|-----|---------|-----|
| 140. | Morgan Schutte   | Robinson              | 084 | 18:56.4 | P   |
| 141. | Mary Mayberry    | Flora                 | 022 | 18:58.2 | 120 |
| 142. | Kim Hamilton     | Flora                 | 019 | 19:26.7 | 121 |
| 143. | Melissa Steward  | Sullivan              | 122 | 19:50.9 | P   |
| 144. | Lauren Waters    | Rochester High School | 154 | 19:56.3 | P   |
| 145. | Tammy Myers      | Flora                 | 024 | 20:28.8 | 124 |
| 146. | Michaela Selg    | Hoopeston Area        | 031 | 21:31.8 | -   |
| 147. | Rachael Leigh    | Hoopeston Area        | 030 | 22:11.6 | -   |
| 148. | Rebecca Eversole | Shelbyville           | 096 | 22:12.5 | P   |
| 149. | Sara Jones       | Cowden-Herrick        | 008 | NF      | -   |
| 150. | Jennifer Lusk    | Flora                 | 021 | NF      | -   |



## ROBINSON IHSA SECTIONAL

AT RHS

10/31/98

## TEAM RESULTS

| TEAM                   | NAME                | FIN | RESULTS | PTS |
|------------------------|---------------------|-----|---------|-----|
| 1. Olympia High School | Janelle Birky       | 1   | 14:43   | 1   |
|                        | Gena Rawlins        | 8   | 15:17   | 7   |
|                        | Mikelle McClain     | 13  | 15:28   | 12  |
|                        | Penny Simons        | 16  | 15:33   | 14  |
|                        | Nikki Leingang      | 18  | 15:37   | 16  |
|                        | Alyson Nelson       | 25  | 15:59   |     |
|                        | Emily Nelick        | 123 | 18:14   |     |
|                        | ** TEAM TOTAL **    |     | 1:16:38 | 50  |
| 2. St. Joseph - Ogden  | Amy Roberts         | 5   | 15:07   | 5   |
|                        | Kara Franzen        | 11  | 15:24   | 10  |
|                        | Jill Kary           | 12  | 15:25   | 11  |
|                        | Laura Legernes      | 23  | 15:54   | 21  |
|                        | Sara Ingram         | 39  | 16:16   | 32  |
|                        | Amber Winn          | 40  | 16:17   |     |
|                        | Kristin Chandler    | 53  | 16:31   |     |
|                        | ** TEAM TOTAL **    |     | 1:18:06 | 79  |
| 3. Olney               | Kim Brokhof         | 19  | 15:38   | 17  |
|                        | Natalie Kocher      | 29  | 16:03   | 24  |
|                        | Lindsey S. Leaf     | 30  | 16:04   | 25  |
|                        | Ashley Jones        | 33  | 16:09   | 28  |
|                        | Krista Fleming      | 37  | 16:15   | 31  |
|                        | Jennifer Berry      | 45  | 16:24   |     |
|                        | Natalie V. King     | 48  | 16:26   |     |
|                        | ** TEAM TOTAL **    |     | 1:20:09 | 125 |
| 4. Tolono Unity        | Hannah Meharry      | 6   | 15:08   | 6   |
|                        | Stacy Billman       | 20  | 15:41   | 18  |
|                        | Jessi Beard         | 31  | 16:04   | 26  |
|                        | Melanie Cain        | 42  | 16:19   | 35  |
|                        | Jennifer Hill       | 62  | 16:39   | 50  |
|                        | Kim Boise           | 70  | 16:48   |     |
|                        | Nicole Billman      | 94  | 17:33   |     |
|                        | ** TEAM TOTAL **    |     | 1:19:51 | 135 |
| 5. Urbana University   | Melissa Wei         | 17  | 15:34   | 15  |
|                        | Alexandra Zodhiates | 22  | 15:47   | 20  |
|                        | Joanna Cranston     | 28  | 16:03   | 23  |
|                        | Jing Lu             | 44  | 16:23   | 37  |
|                        | Ruth Miller         | 85  | 17:11   | 72  |
|                        | Ariel Zodhiates     | 86  | 17:14   |     |
|                        | Hanan Jassim        | 92  | 17:30   |     |
|                        | ** TEAM TOTAL **    |     | 1:20:58 | 167 |

## ROBINSON IHSA SECTIONAL

AT RHS

10/31/98

## TEAM RESULTS

| TEAM                      | NAME              | FIN | RESULTS | PTS |
|---------------------------|-------------------|-----|---------|-----|
| 6. University High School | Lindsey Campos    | 3   | 14:56   | 3   |
|                           | Emily Riehl       | 9   | 15:18   | 8   |
|                           | Annie Gleason     | 49  | 16:27   | 42  |
|                           | Natalie Reeser    | 71  | 16:49   | 59  |
|                           | Mieiam West       | 83  | 17:08   | 70  |
|                           | Nancy Oliver      | 96  | 17:36   |     |
|                           | Alexis Bair       | 107 | 17:49   |     |
|                           | ** TEAM TOTAL **  |     | 1:20:38 | 182 |
| 7. St. Teresa High School | Keri McCarthy     | 14  | 15:29   | 13  |
|                           | Diedre Gogerty    | 35  | 16:13   | 30  |
|                           | Alicia Papa       | 58  | 16:34   | 48  |
|                           | Kelli Clifford    | 59  | 16:35   | 49  |
|                           | Caroline Cobb     | 98  | 17:37   | 83  |
|                           | Christin Eden     | 124 | 18:17   |     |
|                           | Danielle Washburn | 128 | 18:32   |     |
|                           | ** TEAM TOTAL **  |     | 1:22:28 | 223 |
| 8. Teutopolis             | Jody Dasenbrock   | 32  | 16:05   | 27  |
|                           | Meredith Deters   | 34  | 16:11   | 29  |
|                           | Tracy Meyer       | 66  | 16:43   | 54  |
|                           | Katy Roedl        | 72  | 16:50   | 60  |
|                           | Brenda Willenborg | 79  | 16:59   | 67  |
|                           | Lindsay Gruel     | 81  | 17:02   |     |
|                           | Jackie Hille      | 109 | 17:52   |     |
|                           | ** TEAM TOTAL **  |     | 1:22:48 | 237 |
| 9. Rochester High School  | Jackie Requarth   | 10  | 15:18   | 9   |
|                           | Rebecca Schnorf   | 41  | 16:18   | 34  |
|                           | Rachel Spiegel    | 68  | 16:46   | 56  |
|                           | Renea Owens       | 69  | 16:47   | 57  |
|                           | Laurie Conavay    | 118 | 18:07   | 98  |
|                           | Caroline Wilson   | 137 | 18:49   |     |
|                           | Lauren Waters     | 144 | 19:56   |     |
|                           | ** TEAM TOTAL **  |     | 1:23:16 | 254 |
| 10. Robinson              | Jessica Elder     | 43  | 16:20   | 36  |
|                           | Kelly Jared       | 46  | 16:25   | 39  |
|                           | Lindsay Shimer    | 63  | 16:40   | 51  |
|                           | Nicki Stone       | 64  | 16:41   | 52  |
|                           | Jessica Malone    | 115 | 18:01   | 95  |
|                           | Susan Sutton      | 120 | 18:09   |     |
|                           | Morgan Schutte    | 140 | 18:56   |     |
|                           | ** TEAM TOTAL **  |     | 1:24:07 | 273 |

## ROBINSON IHSA SECTIONAL

AT RHS

10/31/98

## TEAM RESULTS

| TEAM                    | NAME             | FIN     | RESULTS | PTS |
|-------------------------|------------------|---------|---------|-----|
| 11. Shelbyville         | April Selby      | 4       | 15:04   | 4   |
|                         | Katie Harris     | 47      | 16:26   | 40  |
|                         | Elly Skinner     | 82      | 17:07   | 69  |
|                         | Courtney Furr    | 95      | 17:35   | 80  |
|                         | Rachel Smith     | 101     | 17:41   | 86  |
|                         | Rebecca Eversole | 148     | 22:12   |     |
|                         | ** TEAM TOTAL ** |         | 1:23:53 | 279 |
| 12. Monticello          | Cati Gibson      | 51      | 16:30   | 43  |
|                         | Amanda McLeese   | 54      | 16:31   | 46  |
|                         | Natalie Albaugh  | 65      | 16:43   | 53  |
|                         | Katie Melvin     | 91      | 17:24   | 76  |
|                         | Katie Blacker    | 100     | 17:41   | 85  |
|                         | Kelli Pankau     | 110     | 17:52   |     |
|                         | Annie Dawson     | 117     | 18:06   |     |
| ** TEAM TOTAL **        |                  | 1:24:49 | 303     |     |
| 13. Delavan High School | Jessica Hall     | 2       | 14:44   | 2   |
|                         | Margaret Lowry   | 76      | 16:54   | 64  |
|                         | Amanda Sides     | 77      | 16:55   | 65  |
|                         | Mary Koonce      | 78      | 16:57   | 66  |
|                         | Jessica Carson   | 130     | 18:36   | 109 |
|                         | ** TEAM TOTAL ** |         | 1:24:06 | 306 |
| 14. Paxton-Buckley-Loda | Ashley Luening   | 21      | 15:45   | 19  |
|                         | Amanda Tribbey   | 75      | 16:54   | 63  |
|                         | Erica Anda       | 97      | 17:36   | 82  |
|                         | Amanda Gerdes    | 122     | 18:13   | 102 |
|                         | Monica Harber    | 125     | 18:22   | 105 |
|                         | Sarah Pacey      | 132     | 18:38   |     |
|                         | Natalie Carter   | 133     | 18:43   |     |
| ** TEAM TOTAL **        |                  | 1:26:50 | 371     |     |
| 15. Neoga               | Molly Hartke     | 52      | 16:30   | 44  |
|                         | Brooke Morris    | 73      | 16:52   | 61  |
|                         | Denise Cather    | 102     | 17:43   | 87  |
|                         | Danette Deters   | 105     | 17:48   | 89  |
|                         | Jodi Fearday     | 116     | 18:03   | 96  |
|                         | Emily Sudkamp    | 121     | 18:12   |     |
|                         | Beth Fearday     | 138     | 18:53   |     |
| ** TEAM TOTAL **        |                  | 1:26:56 | 377     |     |
| 16. Sullivan            | Claire Zimmerman | 55      | 16:31   | 47  |
|                         | Chelsey Peters   | 74      | 16:54   | 62  |
|                         | Brittany Cobb    | 99      | 17:37   | 84  |
|                         | Jamie Palmer     | 112     | 17:56   | 93  |
|                         | Emily Feeler     | 113     | 17:58   | 94  |
|                         | Lena Singer      | 135     | 18:47   |     |
|                         | Melissa Steward  | 143     | 19:50   |     |
| ** TEAM TOTAL **        |                  | 1:26:56 | 380     |     |

## ROBINSON IHSA SECTIONAL

AT RHS

10/31/98

## TEAM RESULTS

| TEAM               | NAME               | FIN | RESULTS | PTS     |
|--------------------|--------------------|-----|---------|---------|
| 17. Mt. Carmel     | Sarah Tice         | 67  | 16:45   | 55      |
|                    | Stephanie Baumgart | 87  | 17:16   | 74      |
|                    | Sabrina Blythe     | 119 | 18:09   | 99      |
|                    | Elizabeth Tice     | 127 | 18:28   | 106     |
|                    | Leah Higginson     | 136 | 18:48   | 115     |
|                    | ** TEAM TOTAL **   |     |         | 1:29:26 |
| 18. Cowden-Herrick | Whitney Banning    | 88  | 17:17   | 75      |
|                    | Dawnya Navarro     | 93  | 17:32   | 78      |
|                    | Rachel Boehm       | 103 | 17:46   | 88      |
|                    | Samantha Banning   | 131 | 18:37   | 110     |
|                    | Kara Tucker        | 134 | 18:45   | 113     |
|                    | Jamie Richards     | 139 | 18:54   |         |
|                    | Sara Jones         | 149 | 00 00   |         |
| ** TEAM TOTAL **   |                    |     | 1:29:57 | 464     |
| 19. Flora          | Trisha Meyer       | 84  | 17:09   | 71      |
|                    | Donna Kresch       | 129 | 18:34   | 108     |
|                    | Mary Mayberry      | 141 | 18:58   | 120     |
|                    | Kim Hamilton       | 142 | 19:26   | 121     |
|                    | Tammy Myers        | 145 | 20:28   | 124     |
|                    | Jennifer Lusk      | 150 | 00 00   |         |
| ** TEAM TOTAL **   |                    |     | 1:34:35 | 544     |
| Oakwood            | Stacie Fisher      | 38  | 16:15   |         |
|                    | ** TEAM TOTAL **   |     | 16:15   |         |
| Clinton            | Chris Holl         | 24  | 15:55   |         |
|                    | Abbi Pine          | 61  | 16:38   |         |
|                    | ** TEAM TOTAL **   |     | 32:33   |         |
| Arcola             | Meg McGarvey       | 7   | 15:14   |         |
|                    | ** TEAM TOTAL **   |     | 15:14   |         |
| Cumberland         | Tara Dittamore     | 104 | 17:46   |         |
|                    | ** TEAM TOTAL **   |     | 17:46   |         |
| Salt Fork Jamaica  | Beth O'Shangnerry  | 60  | 16:37   |         |
|                    | Beth Burke         | 111 | 17:53   |         |
|                    | ** TEAM TOTAL **   |     | 34:30   |         |

## ROBINSON IHSA SECTIONAL

AT RHS

10/31/98

## TEAM RESULTS

| TEAM                        | NAME              | FIN | RESULTS | PTS |
|-----------------------------|-------------------|-----|---------|-----|
| Fairfield                   | Jen Atkins        | 126 | 18:27   |     |
|                             | ** TEAM TOTAL **  |     | 18:27   |     |
| Bismarck-Henning            | Laura Metzen      | 90  | 17:23   |     |
|                             | ** TEAM TOTAL **  |     | 17:23   |     |
| Georgetown (Ridge Farm)     | Leeann Lomax      | 36  | 16:14   |     |
|                             | ** TEAM TOTAL **  |     | 16:14   |     |
| St. Anthony                 | Lisa Stuckey      | 89  | 17:18   |     |
|                             | ** TEAM TOTAL **  |     | 17:18   |     |
| Hoopeston Area              | Laura Layden      | 26  | 16:01   |     |
|                             | Ingrid Barracks   | 57  | 16:33   |     |
|                             | Michaela Selg     | 146 | 21:31   |     |
|                             | Rachael Leigh     | 147 | 22:11   |     |
|                             | ** TEAM TOTAL **  |     | 1:16:16 |     |
| Hutsonville                 | Lynna Crumrin     | 80  | 17:00   |     |
|                             | ** TEAM TOTAL **  |     | 17:00   |     |
| Illini Central (Mason City) | Mary McKenna      | 50  | 16:29   |     |
|                             | ** TEAM TOTAL **  |     | 16:29   |     |
| Tuscola Atwood-Hammond      | Tosha Stevens     | 27  | 16:02   |     |
|                             | Erica Hall        | 106 | 17:49   |     |
|                             | ** TEAM TOTAL **  |     | 33:51   |     |
| Lawrenceville               | Stephanie Racop   | 108 | 17:51   |     |
|                             | Stephanie O'Neal  | 114 | 17:59   |     |
|                             | ** TEAM TOTAL **  |     | 35:50   |     |
| Manito Midwest Central      | Andrea Guengerich | 15  | 15:30   |     |
|                             | Sally Timm        | 56  | 16:32   |     |
|                             | ** TEAM TOTAL **  |     | 32:02   |     |

## ROBINSON IHSA SECTIONAL AT RHS

10/31/98

## SCORES

|                           |     |                            |     |
|---------------------------|-----|----------------------------|-----|
| 1. St. Joseph - Ogden     | 59  | 11. Armstrong (Coop)       | 274 |
| 2. Robinson               | 100 | 12. Manito Midwest Central | 281 |
| 3. Shelbyville            | 114 | 13. Tuscola Atwood-Hammond | 283 |
| 4. Olympia High School    | 151 | 14. Oakwood                | 300 |
| 5. Delavan High School    | 198 | 15. Clinton                | 347 |
| 6. Urbana University      | 200 | 16. Paxton-Buckley-Loda    | 422 |
| 7. University High School | 251 | 17. Newton                 | 423 |
| 8. Olney                  | 252 | 18. Mt. Zion               | 433 |
| 9. Cumberland             | 271 | 19. Cowden-Herrick         | 445 |
| 10. Fairfield             | 272 | 20. St. Anthony            | 466 |

## MEN'S 3 MILE RUN

## RECORDS

## INDIVIDUAL RESULTS

| FIN | NAME             | TEAM                     | NUM | RESULTS | PTS |
|-----|------------------|--------------------------|-----|---------|-----|
| 1.  | Robert Hanners   | Tuscola Atwood-Hammond   | 139 | 15:22.9 | 1   |
| 2.  | Matt Hale        | St. Joseph - Ogden       | 120 | 15:23.9 | 2   |
| 3.  | Adam Hendrick    | Delavan High School      | 035 | 15:33.0 | 3   |
| 4.  | Nate Atkins      | Fairfield                | 041 | 15:37.9 | 4   |
| 5.  | Matt Miller      | Shelbyville              | 116 | 15:39.3 | 5   |
| 6.  | John Shaffer     | Hoopeston Area           | 049 | 15:40.0 | -   |
| 7.  | Herod Galvin     | Shelbyville              | 113 | 15:41.5 | 6   |
| 8.  | Greg Howard      | Robinson                 | 106 | 15:46.9 | 7   |
| 9.  | Rob Forshier     | St. Joseph - Ogden       | 119 | 15:49.9 | 8   |
| 10. | Jeff Helfrich    | Urbana University        | 152 | 15:50.8 | 9   |
| 11. | Ryan Andrews     | Armstrong (Coop)         | 001 | 15:52.1 | 10  |
| 12. | Rob Hargrove     | Oakwood                  | 080 | 15:55.7 | 11  |
| 13. | Scott Powell     | University High School   | 147 | 15:58.3 | 12  |
| 14. | Nate Houchens    | St. Joseph - Ogden       | 122 | 15:59.4 | 13  |
| 15. | Jereme Maxwell   | Clinton                  | 015 | 16:00.4 | 14  |
| 16. | Brad Hart        | St. Joseph - Ogden       | 121 | 16:03.2 | 15  |
| 17. | Russell Meskimen | Robinson                 | 109 | 16:04.2 | 16  |
| 18. | Kyle Wurmnest    | Olympia High School      | 096 | 16:06.5 | 17  |
| 19. | Joey Camp        | Delavan High School      | 034 | 16:15.0 | 18  |
| 20. | Michael Wiedman  | St. Anthony              | 131 | 16:15.9 | 19  |
| 21. | Jim Hood         | Shelbyville              | 114 | 16:16.4 | 20  |
| 22. | John Marriott    | St. Joseph - Ogden       | 123 | 16:16.6 | 21  |
| 23. | Ryan Tomlinson   | Robinson                 | 110 | 16:16.9 | 22  |
| 24. | Thomas Hannah    | Blue Ridge (Farmer City) | 009 | 16:17.5 | -   |
| 25. | Eric Gilhouse    | Olympia High School      | 091 | 16:17.9 | 23  |
| 26. | Andy Dean        | Olney                    | 085 | 16:18.4 | 24  |
| 27. | Josh Helton      | Robinson                 | 105 | 16:20.8 | 25  |
| 28. | Mike McDannald   | St. Joseph - Ogden       | 125 | 16:25.1 | P   |
| 29. | Justin Finney    | Cumberland               | 029 | 16:26.2 | 27  |
| 30. | Sean Luthy       | Shelbyville              | 115 | 16:27.1 | 28  |
| 31. | Ross Moore       | Fairfield                | 046 | 16:27.7 | 29  |
| 32. | Charley Cramer   | Robinson                 | 104 | 16:28.1 | 30  |
| 33. | Andy P. Kocher   | Olney                    | 088 | 16:29.4 | 31  |

## ROBINSON IHSA SECTIONAL AT RHS

10/31/98

## INDIVIDUAL RESULTS

| FIN | NAME               | TEAM                        | NUM | RESULTS | PTS |
|-----|--------------------|-----------------------------|-----|---------|-----|
| 34. | Nate Mathews       | Urbana University           | 154 | 16:31.6 | 32  |
| 35. | David Dare         | Olympia High School         | 090 | 16:34.1 | 33  |
| 36. | Cory Vandenberg    | Oakwood                     | 083 | 16:35.9 | 34  |
| 37. | Matt Melick        | Olympia High School         | 092 | 16:37.5 | 35  |
| 38. | Daniel Cisney      | Cumberland                  | 027 | 16:40.5 | 36  |
| 39. | Rodolfo Flores     | Manito Midwest Central      | 054 | 16:41.1 | 37  |
| 40. | Travis Glazik      | Paxton-Buckley-Loda         | 102 | 16:41.8 | 38  |
| 41. | Ben Eagleson       | Olney                       | 086 | 16:42.3 | 39  |
| 42. | Rob Epperson       | Tri Valley (Downs)          | 135 | 16:43.0 | -   |
| 43. | Aaron Wright       | Delavan High School         | 039 | 16:44.0 | 40  |
| 44. | Justin Richards    | Cowden-Herrick              | 022 | 16:46.3 | 41  |
| 45. | Jacob Shaver       | University High School      | 148 | 16:47.9 | 42  |
| 46. | David Tackett      | Olympia High School         | 093 | 16:49.2 | 43  |
| 47. | Darrell Fickas     | Fairfield                   | 042 | 16:51.5 | 44  |
| 48. | Joe Williams       | Olympia High School         | 095 | 16:52.1 | P   |
| 49. | Matt Styczynski    | University High School      | 150 | 16:52.6 | 46  |
| 50. | James Thompson     | Tolono Unity                | 134 | 16:53.4 | -   |
| 51. | Bryce Bezy         | Monticello                  | 061 | 16:54.1 | -   |
| 52. | Dustin Smith       | Hoopeston Area              | 050 | 16:54.7 | -   |
| 53. | Colby Geiser       | Tri Valley (Downs)          | 136 | 16:55.2 | -   |
| 54. | George Wood        | Manito Midwest Central      | 060 | 16:55.9 | 47  |
| 55. | Jared Woivode      | Manito Midwest Central      | 059 | 16:56.2 | 48  |
| 56. | Robert Sheff       | Manito Midwest Central      | 057 | 16:56.8 | 49  |
| 57. | Matt Rubsam        | Newton                      | 075 | 16:57.2 | 50  |
| 58. | Josh Burgess       | Paxton-Buckley-Loda         | 101 | 16:57.7 | 51  |
| 59. | Jason Stewart      | Bismarck-Henning            | 008 | 16:58.0 | -   |
| 60. | Erik Wright        | Urbana University           | 157 | 16:58.4 | 52  |
| 61. | Joe Shirley        | Salt Fork Jamaica           | 111 | 16:58.9 | -   |
| 62. | Gabe Hankins       | Illini Central (Mason City) | 053 | 16:59.5 | -   |
| 63. | Charles Terry      | Urbana University           | 156 | 17:00.2 | 53  |
| 64. | Hormozd Gahvari    | Urbana University           | 151 | 17:00.8 | 54  |
| 65. | Chris Boehm        | Shelbyville                 | 112 | 17:01.4 | 55  |
| 66. | Aaron Hird         | Armstrong (Coop)            | 004 | 17:01.9 | 56  |
| 67. | Brandon Kroll      | Central A & M               | 010 | 17:02.5 | -   |
| 68. | Scott Groves       | Tuscola Atwood-Hammond      | 138 | 17:03.1 | 57  |
| 69. | James VanDyke      | Delavan High School         | 038 | 17:03.6 | 58  |
| 70. | Galen Reeves       | Urbana University           | 155 | 17:03.9 | P   |
| 71. | Preston Grey       | Armstrong (Coop)            | 003 | 17:04.4 | 60  |
| 72. | Mark Shannan       | Mt. Zion                    | 068 | 17:07.4 | 61  |
| 73. | Brian McDaniel     | Tuscola Atwood-Hammond      | 140 | 17:07.8 | 62  |
| 74. | Matt Pierson       | Shelbyville                 | 117 | 17:08.4 | P   |
| 75. | Carson Cheatham    | Clinton                     | 014 | 17:09.3 | 64  |
| 76. | J.D. Wyman         | Hutsonville                 | 051 | 17:10.8 | -   |
| 77. | Brandon Hurd       | Armstrong (Coop)            | 005 | 17:11.4 | 65  |
| 78. | Aaron Barger       | Mt. Zion                    | 062 | 17:11.9 | 66  |
| 79. | Brandon Grimsley   | Illini Central (Mason City) | 052 | 17:13.6 | -   |
| 80. | Dustin Henderson   | Cumberland                  | 030 | 17:14.0 | 67  |
| 81. | David Toothman     | Cumberland                  | 032 | 17:14.4 | 68  |
| 82. | Nathaniel Eagleson | Olney                       | 158 | 17:17.1 | 69  |
| 83. | Justin Filipiak    | University High School      | 145 | 17:18.9 | 70  |
| 84. | Nick Dhom          | Newton                      | 072 | 17:19.7 | 71  |
| 85. | Alan Tucker        | Cowden-Herrick              | 025 | 17:20.6 | 72  |
| 86. | Josh Blade         | Cumberland                  | 026 | 17:21.6 | 73  |

## ROBINSON IHSA SECTIONAL AT RHS

10/31/98

## INDIVIDUAL RESULTS

| FIN  | NAME               | TEAM                   | NUM | RESULTS | PTS |
|------|--------------------|------------------------|-----|---------|-----|
| 87.  | Andy Deters        | Cumberland             | 028 | 17:22.7 | P   |
| 88.  | Doug McDannald     | St. Joseph - Ogden     | 124 | 17:25.6 | P   |
| 89.  | Chad Bell          | Chrisman               | 011 | 17:26.7 | -   |
| 90.  | Jason Kocher       | Tuscola Atwood-Hammond | 141 | 17:28.3 | 76  |
| 91.  | Mike Phillips      | Oakwood                | 082 | 17:29.1 | 77  |
| 92.  | Greg Barton        | Clinton                | 012 | 17:29.7 | 78  |
| 93.  | Doug Lowry         | Delavan High School    | 036 | 17:30.8 | 79  |
| 94.  | Charlie Littlejohn | Robinson               | 107 | 17:31.6 | P   |
| 95.  | Joe Cox            | University High School | 144 | 17:32.5 | 81  |
| 96.  | Stephen Barger     | Mt. Zion               | 063 | 17:33.9 | 82  |
| 97.  | Travis White       | Armstrong (Coop)       | 007 | 17:35.9 | 83  |
| 98.  | Matt Goldstein     | St. Anthony            | 127 | 17:36.9 | 84  |
| 99.  | Arturo Hernandez   | Flora                  | 048 | 17:37.7 | -   |
| 100. | Iaasac Simpson     | University High School | 149 | 17:38.7 | P   |
| 101. | Jason Wills        | Oakwood                | 084 | 17:40.4 | 86  |
| 102. | Jake Meyer         | Teutopolis             | 133 | 17:42.1 | -   |
| 103. | Tony Reinhart      | Tuscola Atwood-Hammond | 143 | 17:43.2 | 87  |
| 104. | Ross Massey        | Robinson               | 108 | 17:47.5 | P   |
| 105. | Jeremy A. Volk     | Olney                  | 089 | 17:48.4 | 89  |
| 106. | Neisler Thomas     | Olympia High School    | 094 | 17:49.1 | P   |
| 107. | Jeremy Pruemer     | Dieterich              | 040 | 17:50.7 | -   |
| 108. | Nick Judge         | Olney                  | 087 | 17:51.5 | P   |
| 109. | John Leahy         | Oakwood                | 081 | 17:52.6 | 92  |
| 110. | Alan Zwilling      | Newton                 | 077 | 17:53.9 | 93  |
| 111. | Joshua Maxwell     | Clinton                | 016 | 17:54.6 | 94  |
| 112. | Justin VanGundy    | Newton                 | 076 | 17:55.4 | 95  |
| 113. | Jeff Morris        | Fairfield              | 047 | 17:56.1 | 96  |
| 114. | Tony Scott         | Clinton                | 018 | 17:56.9 | 97  |
| 115. | Mike Harper        | Mt. Zion               | 066 | 17:59.2 | 98  |
| 116. | Isaac Klaus        | Mt. Carmel             | 069 | 18:01.2 | -   |
| 117. | Joey Walk          | Neoga                  | 070 | 18:02.1 | -   |
| 118. | Adams Marks        | Fairfield              | 045 | 18:03.5 | 99  |
| 119. | Cort Severns       | Manito Midwest Central | 056 | 18:04.6 | 100 |
| 120. | Denton Nebel       | Cumberland             | 031 | 18:05.5 | P   |
| 121. | Ted Johnson        | Fairfield              | 043 | 18:07.6 | P   |
| 122. | Mitch Brehm        | Paxton-Buckley-Loda    | 098 | 18:09.0 | 103 |
| 123. | Matt Gordon        | Cowden-Herrick         | 020 | 18:10.4 | 104 |
| 124. | Aaron Woiwode      | Manito Midwest Central | 058 | 18:13.0 | P   |
| 125. | Casey Elliott      | Oakwood                | 078 | 18:14.2 | P   |
| 126. | Wess Shallenbarger | Cowden-Herrick         | 024 | 18:20.3 | 107 |
| 127. | Marcus Grove       | Oakwood                | 079 | 18:21.5 | P   |
| 128. | Joe Kramp          | University High School | 146 | 18:22.5 | P   |
| 129. | Mark Carter        | Paxton-Buckley-Loda    | 099 | 18:26.9 | 110 |
| 130. | Bryan Lung         | Urbana University      | 153 | 18:29.7 | P   |
| 131. | Chris Anderson     | Tuscola Atwood-Hammond | 137 | 18:33.9 | P   |
| 132. | Jason Bradd        | Clinton                | 013 | 18:38.4 | P   |
| 133. | Adam Burtch        | Newton                 | 071 | 18:40.5 | 114 |
| 134. | Scott Mahon        | St. Anthony            | 129 | 18:42.5 | 115 |
| 135. | Bryan Tomm         | Delavan High School    | 037 | 18:44.5 | P   |
| 136. | Mark Bierman       | St. Anthony            | 126 | 19:01.7 | 117 |
| 137. | Tim Olson          | Clinton                | 017 | 19:02.7 | P   |
| 138. | Will Lucas         | Tuscola Atwood-Hammond | 142 | 19:06.8 | P   |
| 139. | Greg Niewold       | Paxton-Buckley-Loda    | 103 | 19:08.1 | 120 |



## ROBINSON IHSA SECTIONAL AT RHS

10/31/98

## INDIVIDUAL RESULTS

| FIN  | NAME               | TEAM                   | NUM | RESULTS | PTS |
|------|--------------------|------------------------|-----|---------|-----|
| 140. | Justin Crouch      | Cowden-Herrick         | 019 | 19:13.0 | 121 |
| 141. | Joe Burgess        | Paxton-Buckley-Loda    | 100 | 19:14.1 | P   |
| 142. | Aaron Dodson       | Newton                 | 073 | 19:15.0 | P   |
| 143. | Eric Moss          | Armstrong (Coop)       | 006 | 19:40.6 | P   |
| 144. | Stuart Richards    | Cowden-Herrick         | 023 | 19:46.0 | P   |
| 145. | Robert Beal        | Mt. Zion               | 065 | 19:48.8 | 126 |
| 146. | Chris Pope         | Cowden-Herrick         | 021 | 19:49.9 | P   |
| 147. | Nick Nelson        | Manito Midwest Central | 055 | 19:55.4 | P   |
| 148. | Anthony Simpson    | Fairfield              | 044 | 19:58.3 | P   |
| 149. | Sebastian Bischert | Armstrong (Coop)       | 002 | 20:01.1 | P   |
| 150. | Doug Goldstein     | St. Anthony            | 130 | 20:26.8 | 131 |
| 151. | Craig Boone        | Paxton-Buckley-Loda    | 097 | 20:27.3 | P   |
| 152. | Matt Allen         | Delavan High School    | 033 | 20:38.4 | P   |
| 153. | Chuck McDonald     | Newton                 | 074 | 21:16.0 | P   |
| 154. | Kevin Hoene        | St. Anthony            | 128 | 21:24.2 | P   |
| 155. | Joe Bartholomew    | Mt. Zion               | 064 | NF      | -   |
| 156. | Dan Holmes         | Mt. Zion               | 067 | NF      | -   |
| 157. | Lucas Kramer       | Shelbyville            | 118 | NF      | -   |

## ROBINSON IHSA SECTIONAL

AT RHS

10/31/98

## TEAM RESULTS

| TEAM                   | NAME               | FIN | RESULTS | PTS |
|------------------------|--------------------|-----|---------|-----|
| 1. St. Joseph - Ogden  | Matt Hale          | 2   | 15:23   | 2   |
|                        | Rob Forshier       | 9   | 15:49   | 8   |
|                        | Nate Houchens      | 14  | 15:59   | 13  |
|                        | Brad Hart          | 16  | 16:03   | 15  |
|                        | John Marriott      | 22  | 16:16   | 21  |
|                        | Mike McDannald     | 28  | 16:25   |     |
|                        | Doug McDannald     | 88  | 17:25   |     |
|                        | ** TEAM TOTAL **   |     | 1:19:30 | 59  |
| 2. Robinson            | Greg Howard        | 8   | 15:46   | 7   |
|                        | Russell Meskimen   | 17  | 16:04   | 16  |
|                        | Ryan Tomlinson     | 23  | 16:16   | 22  |
|                        | Josh Helton        | 27  | 16:20   | 25  |
|                        | Charley Cramer     | 32  | 16:28   | 30  |
|                        | Charlie Littlejohn | 94  | 17:31   |     |
|                        | Ross Massey        | 104 | 17:47   |     |
|                        | ** TEAM TOTAL **   |     | 1:20:54 | 100 |
| 3. Shelbyville         | Matt Miller        | 5   | 15:39   | 5   |
|                        | Herod Galvin       | 7   | 15:41   | 6   |
|                        | Jim Hood           | 21  | 16:16   | 20  |
|                        | Sean Luthy         | 30  | 16:27   | 28  |
|                        | Chris Boehm        | 65  | 17:01   | 55  |
|                        | Matt Pierson       | 74  | 17:08   |     |
|                        | Lucas Kramer       | 157 | 00 00   |     |
|                        | ** TEAM TOTAL **   |     | 1:21:04 | 114 |
| 4. Olympia High School | Kyle Wurmnest      | 18  | 16:06   | 17  |
|                        | Eric Gilhouse      | 25  | 16:17   | 23  |
|                        | David Dare         | 35  | 16:34   | 33  |
|                        | Matt Melick        | 37  | 16:37   | 35  |
|                        | David Tackett      | 46  | 16:49   | 43  |
|                        | Joe Williams       | 48  | 16:52   |     |
|                        | Neisler Thomas     | 106 | 17:49   |     |
|                        | ** TEAM TOTAL **   |     | 1:22:23 | 151 |
| 5. Delavan High School | Adam Hendrick      | 3   | 15:33   | 3   |
|                        | Joey Camp          | 19  | 16:15   | 18  |
|                        | Aaron Wright       | 43  | 16:44   | 40  |
|                        | James VanDyke      | 69  | 17:03   | 58  |
|                        | Doug Lowry         | 93  | 17:30   | 79  |
|                        | Bryan Tomm         | 135 | 18:44   |     |
|                        | Matt Allen         | 152 | 20:38   |     |
|                        | ** TEAM TOTAL **   |     | 1:23:05 | 198 |

## ROBINSON IHSA SECTIONAL

AT RHS

10/31/98

## TEAM RESULTS

| TEAM                      | NAME               | FIN | RESULTS | PTS |
|---------------------------|--------------------|-----|---------|-----|
| 6. Urbana University      | Jeff Helfrich      | 10  | 15:50   | 9   |
|                           | Nate Mathews       | 34  | 16:31   | 32  |
|                           | Erik Wright        | 60  | 16:58   | 52  |
|                           | Charles Terry      | 63  | 17:00   | 53  |
|                           | Hormozd Gahvari    | 64  | 17:00   | 54  |
|                           | Galen Reeves       | 70  | 17:03   |     |
|                           | Bryan Lung         | 130 | 18:29   |     |
|                           | ** TEAM TOTAL **   |     | 1:23:19 | 200 |
| 7. University High School | Scott Powell       | 13  | 15:58   | 12  |
|                           | Jacob Shaver       | 45  | 16:47   | 42  |
|                           | Matt Styczynski    | 49  | 16:52   | 46  |
|                           | Justin Filipiak    | 83  | 17:18   | 70  |
|                           | Joe Cox            | 95  | 17:32   | 81  |
|                           | Iaasac Simpson     | 100 | 17:38   |     |
|                           | Joe Kramp          | 128 | 18:22   |     |
|                           | ** TEAM TOTAL **   |     | 1:24:27 | 251 |
| 8. Olney                  | Andy Dean          | 26  | 16:18   | 24  |
|                           | Andy P. Kocher     | 33  | 16:29   | 31  |
|                           | Ben Eagleson       | 41  | 16:42   | 39  |
|                           | Nathaniel Eagleson | 82  | 17:17   | 69  |
|                           | Jeremy A. Volk     | 105 | 17:48   | 89  |
|                           | Nick Judge         | 108 | 17:51   |     |
|                           | ** TEAM TOTAL **   |     | 1:24:34 | 252 |
| 9. Cumberland             | Justin Finney      | 29  | 16:26   | 27  |
|                           | Daniel Cisney      | 38  | 16:40   | 36  |
|                           | Dustin Henderson   | 80  | 17:14   | 67  |
|                           | David Toothman     | 81  | 17:14   | 68  |
|                           | Josh Blade         | 86  | 17:21   | 73  |
|                           | Andy Deters        | 87  | 17:22   |     |
|                           | Denton Nebel       | 120 | 18:05   |     |
|                           | ** TEAM TOTAL **   |     | 1:24:55 | 271 |
| 10. Fairfield             | Nate Atkins        | 4   | 15:37   | 4   |
|                           | Ross Moore         | 31  | 16:27   | 29  |
|                           | Darrell Fickas     | 47  | 16:51   | 44  |
|                           | Jeff Morris        | 113 | 17:56   | 96  |
|                           | Adams Marks        | 118 | 18:03   | 99  |
|                           | Ted Johnson        | 121 | 18:07   |     |
|                           | Anthony Simpson    | 148 | 19:58   |     |
|                           | ** TEAM TOTAL **   |     | 1:24:54 | 272 |

ROBINSON IHSA SECTIONAL

AT RHS

10/31/98

## TEAM RESULTS

| TEAM                       | NAME               | FIN | RESULTS | PTS |
|----------------------------|--------------------|-----|---------|-----|
| 11. Armstrong (Coop)       | Ryan Andrews       | 11  | 15:52   | 10  |
|                            | Aaron Hird         | 66  | 17:01   | 56  |
|                            | Preston Grey       | 71  | 17:04   | 60  |
|                            | Brandon Hurd       | 77  | 17:11   | 65  |
|                            | Travis White       | 97  | 17:35   | 83  |
|                            | Eric Moss          | 143 | 19:40   |     |
|                            | Sebastian Bischert | 149 | 20:01   |     |
|                            | ** TEAM TOTAL **   |     | 1:24:43 | 274 |
| 12. Manito Midwest Central | Rodolfo Flores     | 39  | 16:41   | 37  |
|                            | George Wood        | 54  | 16:55   | 47  |
|                            | Jared Woiwode      | 55  | 16:56   | 48  |
|                            | Robert Sheff       | 56  | 16:56   | 49  |
|                            | Cort Severns       | 119 | 18:04   | 100 |
|                            | Aaron Woiwode      | 124 | 18:13   |     |
|                            | Nick Nelson        | 147 | 19:55   |     |
|                            | ** TEAM TOTAL **   |     | 1:25:32 | 281 |
| 13. Tuscola Atwood-Hammond | Robert Hanners     | 1   | 15:22   | 1   |
|                            | Scott Groves       | 68  | 17:03   | 57  |
|                            | Brian McDaniel     | 73  | 17:07   | 62  |
|                            | Jason Kocher       | 90  | 17:28   | 76  |
|                            | Tony Reinhart      | 103 | 17:43   | 87  |
|                            | Chris Anderson     | 131 | 18:33   |     |
|                            | Will Lucas         | 138 | 19:06   |     |
|                            | ** TEAM TOTAL **   |     | 1:24:43 | 283 |
| 14. Oakwood                | Rob Hargrove       | 12  | 15:55   | 11  |
|                            | Cory Vandenberg    | 36  | 16:35   | 34  |
|                            | Mike Phillips      | 91  | 17:29   | 77  |
|                            | Jason Wills        | 101 | 17:40   | 86  |
|                            | John Leahy         | 109 | 17:52   | 92  |
|                            | Casey Elliott      | 125 | 18:14   |     |
|                            | Marcus Grove       | 127 | 18:21   |     |
|                            | ** TEAM TOTAL **   |     | 1:25:31 | 300 |
| 15. Clinton                | Jereme Maxwell     | 15  | 16:00   | 14  |
|                            | Carson Cheatham    | 75  | 17:09   | 64  |
|                            | Greg Barton        | 92  | 17:29   | 78  |
|                            | Joshua Maxwell     | 111 | 17:54   | 94  |
|                            | Tony Scott         | 114 | 17:56   | 97  |
|                            | Jason Bradd        | 132 | 18:38   |     |
|                            | Tim Olson          | 137 | 19:02   |     |
|                            | ** TEAM TOTAL **   |     | 1:26:28 | 347 |

## ROBINSON IHSA SECTIONAL

AT RHS

10/31/98

## TEAM RESULTS

| TEAM                    | NAME               | FIN | RESULTS | PTS |
|-------------------------|--------------------|-----|---------|-----|
| 16. Paxton-Buckley-Loda | Travis Glazik      | 40  | 16:41   | 38  |
|                         | Josh Burgess       | 58  | 16:57   | 51  |
|                         | Mitch Brehm        | 122 | 18:09   | 103 |
|                         | Mark Carter        | 129 | 18:26   | 110 |
|                         | Greg Niewold       | 139 | 19:08   | 120 |
|                         | Joe Burgess        | 141 | 19:14   |     |
|                         | Craig Boone        | 151 | 20:27   |     |
|                         | ** TEAM TOTAL **   |     | 1:29:21 | 422 |
| 17. Newton              | Matt Rubsam        | 57  | 16:57   | 50  |
|                         | Nick Dhom          | 84  | 17:19   | 71  |
|                         | Alan Zwilling      | 110 | 17:53   | 93  |
|                         | Justin VanGundy    | 112 | 17:55   | 95  |
|                         | Adam Burtch        | 133 | 18:40   | 114 |
|                         | Aaron Dodson       | 142 | 19:15   |     |
|                         | Chuck McDonald     | 153 | 21:16   |     |
|                         | ** TEAM TOTAL **   |     | 1:28:44 | 423 |
| 18. Mt. Zion            | Mark Shannan       | 72  | 17:07   | 61  |
|                         | Aaron Barger       | 78  | 17:11   | 66  |
|                         | Stephen Barger     | 96  | 17:33   | 82  |
|                         | Mike Harper        | 115 | 17:59   | 98  |
|                         | Robert Beal        | 145 | 19:48   | 126 |
|                         | Joe Bartholomew    | 155 | 00 00   |     |
|                         | Dan Holmes         | 156 | 00 00   |     |
|                         | ** TEAM TOTAL **   |     | 1:29:38 | 433 |
| 19. Cowden-Herrick      | Justin Richards    | 44  | 16:46   | 41  |
|                         | Alan Tucker        | 85  | 17:20   | 72  |
|                         | Matt Gordon        | 123 | 18:10   | 104 |
|                         | Wess Shallenbarger | 126 | 18:20   | 107 |
|                         | Justin Crouch      | 140 | 19:13   | 121 |
|                         | Stuart Richards    | 144 | 19:46   |     |
|                         | Chris Pope         | 146 | 19:49   |     |
|                         | ** TEAM TOTAL **   |     | 1:29:49 | 445 |
| 20. St. Anthony         | Michael Wiedman    | 20  | 16:15   | 19  |
|                         | Matt Goldstein     | 98  | 17:36   | 84  |
|                         | Scott Mahon        | 134 | 18:42   | 115 |
|                         | Mark Bierman       | 136 | 19:01   | 117 |
|                         | Doug Goldstein     | 150 | 20:26   | 131 |
|                         | Kevin Hoene        | 154 | 21:24   |     |
|                         | ** TEAM TOTAL **   |     | 1:32:00 | 466 |

## ROBINSON IHSA SECTIONAL

AT RHS

10/31/98

## TEAM RESULTS

| TEAM                         | NAME             | FIN | RESULTS | PTS |
|------------------------------|------------------|-----|---------|-----|
| 21. Bismarck-Henning         | Jason Stewart    | 59  | 16:58   |     |
|                              | ** TEAM TOTAL ** |     | 16:58   |     |
| 22. Mt. Carmel               | Isaac Klaus      | 116 | 18:01   |     |
|                              | ** TEAM TOTAL ** |     | 18:01   |     |
| 23. Neoga                    | Joey Walk        | 117 | 18:02   |     |
|                              | ** TEAM TOTAL ** |     | 18:02   |     |
| 24. Blue Ridge (Farmer City) | Thomas Hannah    | 24  | 16:17   |     |
|                              | ** TEAM TOTAL ** |     | 16:17   |     |
| 25. Central A & M            | Brandon Kroll    | 67  | 17:02   |     |
|                              | ** TEAM TOTAL ** |     | 17:02   |     |
| 26. Dieterich                | Jeremy Pruemer   | 107 | 17:50   |     |
|                              | ** TEAM TOTAL ** |     | 17:50   |     |
| 27. Chrisman                 | Chad Bell        | 89  | 17:26   |     |
|                              | ** TEAM TOTAL ** |     | 17:26   |     |
| 28. Flora                    | Arturo Hernandez | 99  | 17:37   |     |
|                              | ** TEAM TOTAL ** |     | 17:37   |     |
| Salt Fork Jamaica            | Joe Shirley      | 61  | 16:58   |     |
|                              | ** TEAM TOTAL ** |     | 16:58   |     |
| Hoopeston Area               | John Shaffer     | 6   | 15:40   |     |
|                              | Dustin Smith     | 52  | 16:54   |     |
|                              | ** TEAM TOTAL ** |     | 32:34   |     |
| Hutsonville                  | J.D. Wyman       | 76  | 17:10   |     |
|                              | ** TEAM TOTAL ** |     | 17:10   |     |
| Illini Central (Mason City)  | Gabe Hankins     | 62  | 16:59   |     |
|                              | Brandon Grimsley | 79  | 17:13   |     |
|                              | ** TEAM TOTAL ** |     | 34:12   |     |

## ROBINSON IHSA SECTIONAL

AT RHS

10/31/98

## TEAM RESULTS

| TEAM               | NAME             | FIN | RESULTS | PTS |
|--------------------|------------------|-----|---------|-----|
| Teutopolis         | Jake Meyer       | 102 | 17:42   |     |
|                    | ** TEAM TOTAL ** |     | 17:42   |     |
| Tolono Unity       | James Thompson   | 50  | 16:53   |     |
|                    | ** TEAM TOTAL ** |     | 16:53   |     |
| Tri Valley (Downs) | Rob Epperson     | 42  | 16:43   |     |
|                    | Colby Geiser     | 53  | 16:55   |     |
|                    | ** TEAM TOTAL ** |     | 33:38   |     |
| Monticello         | Bryce Bezy       | 51  | 16:54   |     |
|                    | ** TEAM TOTAL ** |     | 16:54   |     |

# SJO AT STATE

| SJO AT STATE (DETWEILLER-3.0/2.5) |        |        |        |        |         |         |           |           |           |
|-----------------------------------|--------|--------|--------|--------|---------|---------|-----------|-----------|-----------|
| 40, SUNNY, NO WIND, DRY           |        |        |        |        |         |         |           |           |           |
| 7-NOV-98                          |        |        |        |        |         |         |           |           |           |
| NAME                              | MILE   | 2 MILE | SPLIT  | 3 MILE | SPLIT   | AVERAGE | POINTS    | OLD TOTAL | NEW TOTAL |
| HOUCHENS                          | 5:07   | 10:36  | 5:29   | 15:59  | 5:23    | 5:19    |           |           |           |
| FORSHIER                          | 5:01   | 10:46  | 5:45   | 16:19  | 5:33    | 5:26    |           |           |           |
| HART                              | 5:06   | 10:44  | 5:38   | 16:21  | 5:37    | 5:27    |           |           |           |
| MCDANNALD,M                       | 5:11   | 11:01  | 5:50   | 16:39  | 5:38    | 5:33    |           |           |           |
| MARRIOTT                          | 5:16   | 11:01  | 5:45   | 16:48  | 5:47    | 5:36    |           |           |           |
| MCDANNALD,D                       | 5:28   | 11:24  | 5:56   | 17:03  | 5:39    | 5:41    |           |           |           |
| MATHIS                            | 5:48   | 12:43  | 6:55   | 19:40  | 6:57    | 6:33    |           |           |           |
| 1-5 SPLIT = 49 SEC                |        |        |        |        |         |         |           |           |           |
| 1-7 SPLIT = 3:21                  |        |        |        |        |         |         |           |           |           |
| MILE                              | 2 MILE | SPLIT  | 2.5 MI | SPLIT  | AVERAGE | POINTS  | OLD TOTAL | NEW TOTAL |           |
| ROBERTS                           | 5:55   | 12:25  | 6:30   | 15:43  | 3:18    | 6:17    |           |           |           |
| KARY                              | 5:58   | 12:33  | 6:35   | 15:59  | 3:26    | 6:23    |           |           |           |
| FRANZEN                           | 6:05   | 12:53  | 6:48   | 16:21  | 3:28    | 6:32    |           |           |           |
| CHANDLER                          | 6:27   | 13:34  | 7:07   | 16:54  | 3:20    | 6:45    |           |           |           |
| LEGERNES                          | 6:22   | 13:31  | 7:09   | 17:00  | 3:29    | 6:48    |           |           |           |
| WINN                              | 6:25   | 13:32  | 7:07   | 17:03  | 3:31    | 6:49    |           |           |           |
| INGRAM                            | 6:24   | 13:43  | 7:19   | 17:19  | 3:36    | 6:55    |           |           |           |
| 1-5 SPLIT = 1:17                  |        |        |        |        |         |         |           |           |           |
| 1-7 SPLIT = 1:38                  |        |        |        |        |         |         |           |           |           |



| NAME                 | 1 MILE | SPLIT        | 2 MILE | SPLIT | 3 MILE | SPLIT AVG |
|----------------------|--------|--------------|--------|-------|--------|-----------|
| FORSHIERZ 15:59      | 5:01   |              | 10:46  | 5:35  | 16:19  | 5:33      |
| HOUCHENS 16:36       | 5:07   |              | 10:36  | 5:29  | 15:59  | 5:23      |
| WATZ 16:18           | 5:06   |              | 10:44  | 5:38  | 16:22  | 5:18      |
| MARSHALL 16:21       | 5:16   |              | 11:01  | 5:45  | 16:42  | 5:46      |
| M. LINDA D (M) 17:46 | 5:11   |              | 11:01  | 5:50  | 16:39  | 5:38      |
| M. LINDA D (D) 17:19 | 5:28   |              | 11:24  | 5:56  | 17:03  | 5:39      |
| MALINS               | 5:48   |              | 12:17  | 6:55  | 19:59  | 6:36      |
|                      |        | 1-5 = 49 SEC |        |       |        |           |
|                      |        | 1-7 = 200    |        |       |        |           |
| ROSEN                | 5:25   |              | 11:20  |       | 15:43  |           |
| KARY                 | 5:36   |              | 12:32  |       | 15:59  |           |
| FRANCO               | 6:05   |              | 12:55  |       | 16:00  |           |
| LESEKISS             | 6:22   |              | 13:31  |       | 17:00  |           |
| MARAM                | 6:24   |              | 13:40  |       | 17:19  |           |
| WILSON               | 6:25   |              | 13:35  |       | 17:03  |           |
| CHAMBER              | 6:27   |              | 13:34  |       | 16:54  |           |
|                      |        | 1-5 = 1:17   |        |       |        |           |
|                      |        | 1-7 = 1:38   |        |       |        |           |

| ILLINOIS HIGH SCHOOL ASSOCIATION   |                                      | Girls Class A    |  |
|------------------------------------|--------------------------------------|------------------|--|
| State Cross Country Championships  |                                      | November 7, 1998 |  |
| Peoria, Illinois                   |                                      |                  |  |
| Team                               | Score                                |                  |  |
| 1. Woodstock (Marian)              | 1 14 17 24 35 (63) (65) = 91         |                  |  |
| 2. Sandwich                        | 4 15 20 26 40 (74) (100) = 105       |                  |  |
| 3. Pittsfield                      | 7 8 49 54 58 (129) (138) = 176       |                  |  |
| 4. Petersburg (PORTA)              | 6 13 18 53 101 (119) = 191           |                  |  |
| 5. Stanford (Olympia)              | 3 38 45 55 66 (109) (139) = 207      |                  |  |
| 6. Rock Island (Alleman)           | 36 39 41 42 51 (91) (98) = 209       |                  |  |
| 7. St. Joseph (S.J.-Ogden)         | 16 23 34 67 73 (79) (92) = 213       |                  |  |
| 8. Herscher                        | 12 19 21 78 83 (90) (110) = 213      |                  |  |
| 9. Eureka                          | 9 44 47 56 57 (102) (131) = 213      |                  |  |
| 10. Winnebago                      | 10 31 59 62 71 (84) (133) = 233      |                  |  |
| 11. Wheaton (St. Francis)          | 33 37 43 69 77 (89) (95) = 259       |                  |  |
| 12. Olney (East Richland)          | 22 46 61 76 81 (82) (88) = 286       |                  |  |
| 13. Sherrard                       | 2 28 48 87 121 (126) (128) = 286     |                  |  |
| 14. Chicago (University)           | 5 25 72 93 97 (106) (112) = 292      |                  |  |
| 15. West Chicago (Wheaton Academy) | 11 32 50 96 116 (124) (130) = 305    |                  |  |
| 16. Tolono (Unity)                 | 27 29 86 107 108 (111) (132) = 357   |                  |  |
| 17. Breese (Mater Dei)             | 30 60 70 99 118 (125) (135) = 377    |                  |  |
| 18. Urbana (University)            | 52 64 68 94 123 (127) (136) = 401    |                  |  |
| 19. McLeansboro                    | 75 85 104 113 117 (120) (134) = 494  |                  |  |
| 20. Freeburg                       | 80 103 105 114 115 (122) (137) = 517 |                  |  |

| ILLINOIS HIGH SCHOOL ASSOCIATION                       |      |                     |                                  |       |      |
|--|------|---------------------|----------------------------------|-------|------|
| Girls A - Cross Country Championships November 7, 1998 |      |                     |                                  |       |      |
| PLACE  | TmPl | NAME                | CL SCHOOL                        | TIME  | PACE |
| 1  |      | Mindy Peterson      | So Taylor Ridge (Rockridge)      | 15:00 | 6:00 |
| 2  | 1    | Catie LaBracke      | Jr Woodstock (Marian)            | 15:02 | 6:01 |
| 3  |      | Jessica Hall        | Sr Delavan                       | 15:09 | 6:04 |
| 4  | 2    | Jennifer Heitman    | Sr Sherrard                      | 15:26 | 6:11 |
| 5  | 3    | Janelle Birky       | Sr Stanford (Olympia)            | 15:27 | 6:11 |
| 6  |      | Leslie McCue        | Fr Braidwood (Reed-Custer)       | 15:27 | 6:11 |
| 7  | 4    | Kristen Curtin      | Jr Sandwich                      | 15:32 | 6:13 |
| 8  | 5    | Leah Drew           | Sr Chicago (University)          | 15:33 | 6:13 |
| 9  |      | Joy Braun           | So Melrose Park (Walther Luthera | 15:33 | 6:14 |
| 10   | 6    | Leigh Vickroy       | Sr Petersburg (PORTA)            | 15:34 | 6:14 |
| 11   | 7    | Brooke Kattelman    | Jr Pittsfield                    | 15:36 | 6:15 |
| 12   | 8    | Megan Kattelman     | Jr Pittsfield                    | 15:36 | 6:15 |
| 13   | 9    | Heidi Knapp         | Sr Eureka                        | 15:37 | 6:15 |
| 14   | 10   | Missy Stevens       | Fr Winnebago                     | 15:37 | 6:15 |
| 15   | 11   | Rebecca Mouw        | Sr West Chicago (Wheaton Academy | 15:38 | 6:15 |
| 16   | 12   | Stephanie Bone      | Jr Herscher                      | 15:38 | 6:16 |
| 17   | 13   | Emily Zimmerman     | So Petersburg (PORTA)            | 15:39 | 6:16 |
| 18   | 14   | Tiffany LaFontaine  | Jr Woodstock (Marian)            | 15:40 | 6:16 |
| 19   | 15   | Adrien Ricci        | Sr Sandwich                      | 15:41 | 6:17 |
| 20   |      | Tracy Fleischhacker | So Chicago (Luther North)        | 15:42 | 6:17 |
| 21   | 16   | Amy Roberts         | Jr St. Joseph (S.J.-Ogden)       | 15:43 | 6:18 |
| 22   | 17   | Brooke Lada         | So Woodstock (Marian)            | 15:44 | 6:18 |
| 23   |      | Brandy Obert        | Jr Liberty                       | 15:45 | 6:18 |
| 24   |      | Meg McGarvey        | Jr Arcola                        | 15:46 | 6:19 |
| 25   |      | Kaci Pilcher        | Jr Harrisburg                    | 15:47 | 6:19 |
| 26   | 18   | Tam Hart            | Sr Petersburg (PORTA)            | 15:48 | 6:20 |
| 27   |      | Stephanie Mullen    | Sr Girard                        | 15:50 | 6:20 |
| 28   | 19   | Holli Denault       | So Herscher                      | 15:51 | 6:21 |
| 29   | 20   | Jenna Craig         | So Sandwich                      | 15:53 | 6:21 |
| 30   | 21   | Jill Miller         | Sr Herscher                      | 15:54 | 6:22 |
| 31   | 22   | Kim Brokhof         | So Olney (East Richland)         | 15:58 | 6:23 |
| 32   | 23   | Jill Kary           | Fr St. Joseph (S.J. Ogden)       | 15:59 | 6:24 |
| 33   |      | Lindsey Campos      | So Normal (University)           | 16:01 | 6:25 |
| 34   | 24   | Rachel Sierminski   | Jr Woodstock (Marian)            | 16:04 | 6:26 |
| 35   | 25   | Anna Bloom          | Jr Chicago (University)          | 16:04 | 6:26 |
| 36   | 26   | Allison Friedrich   | Sr Sandwich                      | 16:09 | 6:28 |
| 37   | 27   | Hannah Meharry      | So Tolono (Unity)                | 16:12 | 6:29 |
| 38   | 28   | Ashlee Calderone    | So Sherrard                      | 16:15 | 6:30 |
| 39   | 29   | Stacy Billman       | Fr Tolono (Unity)                | 16:16 | 6:31 |
| 40   | 30   | Mindy Kuhl          | Jr Breese (Mater Dei)            | 16:18 | 6:31 |
| 41   | 31   | Jessica Elsen       | So Winnebago                     | 16:19 | 6:32 |
| 42   | 32   | Kristin Williams    | Jr West Chicago (Wheaton Academy | 16:19 | 6:32 |
| 43   |      | Brandy Jones        | Sr Piasa (Southwestern)          | 16:20 | 6:32 |
| 44   |      | Jackie Requarth     | So Rochester                     | 16:20 | 6:32 |
| 45   | 33   | Jenny Gadzinski     | So Wheaton (St. Francis)         | 16:21 | 6:33 |
| 46   |      | Emily Riehl         | Fr Normal (University)           | 16:21 | 6:33 |
| 47   | 34   | Kara Franzen        | Jr St. Joseph (S.J.-Ogden)       | 16:21 | 6:33 |
| 48   |      | Stephanie Ware      | Fr Byron                         | 16:22 | 6:33 |
| 49   | 35   | Brynne Salomone     | Jr Woodstock (Marian)            | 16:24 | 6:34 |
| 50   | 36   | Katrina Hird        | Sr Rock Island (Alleman)         | 16:26 | 6:35 |
| 51   | 37   | Ashley LaLonde      | So Wheaton (St. Francis)         | 16:27 | 6:35 |
| 52   | 38   | Gena Rawlins        | So Stanford (Olympia)            | 16:27 | 6:35 |
| 53   | 39   | Jaimee Layer        | So Rock Island (Alleman)         | 16:28 | 6:35 |
| 54   | 40   | Kim Karnoscak       | So Sandwich                      | 16:28 | 6:36 |
| 55   |      | Allie Williams      | Sr Manteno                       | 16:29 | 6:36 |
| 56   |      | Emily Nelson        | Fr Oregon                        | 16:30 | 6:36 |
| 57   | 41   | Aaron Shemek        | Sr Rock Island (Alleman)         | 16:30 | 6:36 |
| 58   | 42   | Natalie Circello    | Jr Rock Island (Alleman)         | 16:31 | 6:36 |
| 59   |      | Jillian Loebach     | Sr Granville (Putnam County)     | 16:31 | 6:37 |
| 60   | 43   | Shannon Cullerton   | Fr Wheaton (St. Francis)         | 16:32 | 6:37 |

## ILLINOIS HIGH SCHOOL ASSOCIATION

Girls A - Cross Country Championships November 7, 1998

| PLACE | Time | NAME                | CL | SCHOOL                         | TIME  | PACE |
|-------|------|---------------------|----|--------------------------------|-------|------|
| 61    | 44   | Emily Hubbell       | Fr | Eureka                         | 16:34 | 6:38 |
| 62    | 45   | Penny Simons        | Sr | Stanford (Olympia)             | 16:35 | 6:38 |
| 63    |      | Caroline Kirkland   | Fr | Harvard                        | 16:35 | 6:38 |
| 64    | 46   | Natalie Kocher      | Jr | Olney (East Richland)          | 16:36 | 6:39 |
| 65    | 47   | Jody Klaus          | Fr | Eureka                         | 16:36 | 6:39 |
| 66    | 48   | Heather Miller      | So | Sherrard                       | 16:37 | 6:39 |
| 67    | 49   | Catie Borrowman     | Sr | Pittsfield                     | 16:37 | 6:39 |
| 68    | 50   | Jamie Mow           | So | West Chicago (Wheaton Academy) | 16:38 | 6:39 |
| 69    |      | Megan Pieper        | Fr | Harvard                        | 16:39 | 6:40 |
| 70    | 51   | Mindy Smith         | Jr | Rock Island (Alleman)          | 16:40 | 6:40 |
| 71    | 52   | Melissa Wei         | Jr | Urbana (University)            | 16:40 | 6:40 |
| 72    | 53   | Lindsay West        | Sr | Petersburg (PORTA)             | 16:41 | 6:41 |
| 73    | 54   | Shaylon Siepker     | Sr | Pittsfield                     | 16:41 | 6:41 |
| 74    |      | Lindsay Zieller     | Fr | Metropolis (Massac County)     | 16:42 | 6:41 |
| 75    | 55   | Nikki Leingang      | So | Stanford (Olympia)             | 16:43 | 6:41 |
| 76    | 56   | Serena Zobrist      | So | Eureka                         | 16:44 | 6:42 |
| 77    |      | Jessica Raabe       | So | Franklin                       | 16:44 | 6:42 |
| 78    | 57   | Ailey King          | Fr | Eureka                         | 16:45 | 6:42 |
| 79    |      | Rebekah Brunner     | Fr | Aurora (A. Christian)          | 16:45 | 6:42 |
| 80    | 58   | Kate Lagemann       | So | Pittsfield                     | 16:47 | 6:43 |
| 81    | 59   | Lynnae Melin        | Sr | Winnebago                      | 16:47 | 6:43 |
| 82    | 60   | Nellie Waddell      | Jr | Breese (Mater Dei)             | 16:48 | 6:44 |
| 83    |      | Erin Frakes         | Jr | Taylor Ridge (Rockridge)       | 16:50 | 6:44 |
| 84    | 61   | Ashley Jones        | Jr | Olney (East Richland)          | 16:50 | 6:44 |
| 85    | 62   | Anna Mullvain       | Sr | Winnebago                      | 16:50 | 6:44 |
| 86    | 63   | Annie Nawrocki      | Fr | Woodstock (Marian)             | 16:52 | 6:45 |
| 87    | 64   | Joanna Cranston     | Fr | Urbana (University)            | 16:53 | 6:45 |
| 88    | 65   | Laura Guderyahn     | Jr | Woodstock (Marian)             | 16:53 | 6:46 |
| 89    | 66   | Mikelle McClain     | Sr | Stanford (Olympia)             | 16:54 | 6:46 |
| 90    | 67   | Kristin Chandler    | So | St. Joseph (S.J.-Ogden)        | 16:54 | 6:46 |
| 91    | 68   | Alexandra Zoghiates | Fr | Urbana (University)            | 16:55 | 6:46 |
| 92    |      | Emily McDonald      | Jr | Chicago (F.W. Parker)          | 16:56 | 6:47 |
| 93    |      | April Selby         | Jr | Shelbyville                    | 16:57 | 6:47 |
| 94    | 69   | Sarah Benton        | Sr | Wheaton (St. Francis)          | 16:58 | 6:47 |
| 95    | 70   | Emily Lammers       | Sr | Breese (Mater Dei)             | 16:59 | 6:48 |
| 96    | 71   | Krystal Laurence    | So | Winnebago                      | 16:59 | 6:48 |
| 97    | 72   | Katie Sklarsky      | Sr | Chicago (University)           | 17:00 | 6:48 |
| 98    | 73   | Laura Legernas      | Sr | St. Joseph (S.J.-Ogden)        | 17:00 | 6:48 |
| 99    | 74   | Stephanie Seidelman | Sr | Sandwich                       | 17:01 | 6:49 |
| 100   | 75   | Hillary Phillips    | Sr | McLeansboro                    | 17:01 | 6:49 |
| 101   | 76   | Lindsey Leaf        | Fr | Olney (East Richland)          | 17:01 | 6:49 |
| 102   | 77   | Katie Rutkowski     | Sr | Wheaton (St. Francis)          | 17:02 | 6:49 |
| 103   | 78   | Melinda Lowe        | Fr | Herscher                       | 17:02 | 6:49 |
| 104   | 79   | Amber Winn          | Fr | St. Joseph (S.J.-Ogden)        | 17:03 | 6:49 |
| 105   | 80   | Alison Louthan      | Jr | Froeburg                       | 17:03 | 6:50 |
| 106   | 81   | Krista Fleming      | Jr | Olney (East Richland)          | 17:04 | 6:50 |
| 107   | 82   | Natalie King        | Fr | Olney (East Richland)          | 17:04 | 6:50 |
| 108   | 83   | Jessie Lowe         | Jr | Herscher                       | 17:05 | 6:50 |
| 109   | 84   | Jessica Stevens     | Sr | Winnebago                      | 17:06 | 6:51 |
| 110   | 85   | Sarah Barrow        | So | McLeansboro                    | 17:07 | 6:51 |
| 111   | 86   | Jessi Beard         | Fr | Tolono (Unity)                 | 17:08 | 6:51 |
| 112   | 87   | Lindsay Jacobson    | Sr | Sherrard                       | 17:08 | 6:52 |
| 113   | 88   | Jennifer Berry      | So | Olney (East Richland)          | 17:12 | 6:53 |
| 114   | 89   | Lisa Carroll        | Jr | Wheaton (St. Francis)          | 17:13 | 6:53 |
| 115   | 90   | Jennifer Dampz      | Jr | Herscher                       | 17:13 | 6:54 |
| 116   | 91   | Julie Haronik       | Jr | Rock Island (Alleman)          | 17:14 | 6:54 |
| 117   |      | Amanda Emmert       | Sr | Orion                          | 17:18 | 6:55 |
| 118   | 92   | Sara Ingram         | Sr | St. Joseph (S.J. Ogden)        | 17:19 | 6:56 |
| 119   | 93   | Jessica Sklarsky    | Fr | Chicago (University)           | 17:20 | 6:56 |
| 120   |      | Lea Brock           | So | Benton                         | 17:21 | 6:57 |

| ILLINOIS HIGH SCHOOL ASSOCIATION  |                                 | Boys Class A     |  |
|-----------------------------------|---------------------------------|------------------|--|
| State Cross Country Championships |                                 | November 7, 1998 |  |
| Peoria, Illinois                  |                                 |                  |  |
| Team Score                        |                                 |                  |  |
| 1. Eureka                         | 11 12 13 14 23 (27) (82) =      | 73               |  |
| 2. Westmont                       | 3 15 38 39 57 (72) (94) =       | 152              |  |
| 3. Fairbury (Prairie Central)     | 1 24 26 36 71 (142) (147) =     | 158              |  |
| 4. Robinson                       | 18 21 33 42 54 (122) (138) =    | 168              |  |
| 5. Woodstock (Marian)             | 4 8 34 56 86 (97) (137) =       | 188              |  |
| 6. Winnebago                      | 29 31 43 44 93 (101) (152) =    | 240              |  |
| 7. Liberty                        | 9 25 67 70 78 (114) (133) =     | 249              |  |
| 8. Shelbyville                    | 10 20 40 83 103 (113) (117) =   | 256              |  |
| 9. Maple Park (Kaneland)          | 30 41 47 66 91 (111) (119) =    | 275              |  |
| 10. St. Joseph (S.J.-Ogden)       | 22 48 49 73 84 (98) (151) =     | 276              |  |
| 11. Wheaton (St. Francis)         | 28 32 68 69 88 (112) (127) =    | 285              |  |
| 12. Aurora (Central Catholic)     | 16 50 61 64 105 (106) (110) =   | 296              |  |
| 13. Benton                        | 19 51 63 87 96 (126) (132) =    | 316              |  |
| 14. Macomb                        | 2 60 80 89 92 (118) (123) =     | 323              |  |
| 15. Dunlap                        | 7 52 74 81 115 (130) (145) =    | 329              |  |
| 16. Delavan                       | 5 46 65 100 116 (141) (153) =   | 332              |  |
| 17. Manlius (Bureau Valley)       | 6 35 37 124 146 (149) (154) =   | 348              |  |
| 18. Breese (Mater Dei)            | 17 59 79 99 125 (128) (136) =   | 379              |  |
| 19. Stanford (Olympia)            | 55 75 90 95 102 (109) (140) =   | 417              |  |
| 20. Rushville                     | 45 53 77 108 134 (135) (150) =  | 417              |  |
| 21. Wood River (East Alton-W.R.)  | 62 76 104 107 120 (143) (144) = | 469              |  |
| 22. Harrisburg                    | 58 85 121 129 131 (139) (148) = | 524              |  |

| ILLINOIS HIGH SCHOOL ASSOCIATION                      |      |                  |    |                               |       |      |
|---|------|------------------|----|-------------------------------|-------|------|
| Boys A - Cross Country Championships November 7, 1998 |      |                  |    |                               |       |      |
| PLACE   | Time | NAME             | CL | SCHOOL                        | TIME  | PACE |
| 1   | 1    | Ryan Young       | Sr | Fairbury (Prairie Central)    | 15:00 | 5:00 |
| 2   | 2    | Mitchell Baker   | Jr | Macomb                        | 15:13 | 5:05 |
| 3   |      | Robert Hanners   | Sr | Tuscola                       | 15:15 | 5:05 |
| 4   | 3    | Tommy Morrison   | Sr | Westmont                      | 15:21 | 5:07 |
| 5   |      | Phil Zielke      | Sr | Melrose Park (Walther Luthera | 15:22 | 5:08 |
| 6   |      | David Simms      | Jr | Gardner (C. South Wilmington) | 15:26 | 5:09 |
| 7   | 4    | Matt Widhalm     | Sr | Woodstock (Marian)            | 15:26 | 5:09 |
| 8   | 5    | Adam Hendrick    | Sr | Delavan                       | 15:28 | 5:10 |
| 9   |      | John Shaffer     | Sr | Hoopeston (H. Area)           | 15:30 | 5:10 |
| 10  |      | Nate Atkins      | Sr | Fairfield                     | 15:33 | 5:11 |
| 11  | 6    | Jonathan Eckberg | Sr | Manlius (Bureau Valley)       | 15:34 | 5:12 |
| 12  |      | Aaron Heaton     | Sr | Prophetstown                  | 15:34 | 5:12 |
| 13  |      | Damien Zimmerman | Jr | Petersburg (PORTA)            | 15:35 | 5:12 |
| 14  |      | Steve Wilson     | So | Elmwood                       | 15:36 | 5:12 |
| 15  |      | Tyler Yount      | So | Hillsboro                     | 15:36 | 5:12 |
| 16  | 7    | Matt Baum        | Sr | Dunlap                        | 15:37 | 5:13 |
| 17  |      | Jeff Helfrich    | Sr | Urbana (University)           | 15:37 | 5:13 |
| 18  |      | Steve Coughlin   | Jr | Melrose Park (Walther Luthera | 15:38 | 5:13 |
| 19  |      | Cory Shook       | Jr | Joy (Westmer)                 | 15:38 | 5:13 |
| 20  | 8    | Harold Vogt      | Sr | Woodstock (Marian)            | 15:39 | 5:13 |
| 21  | 9    | Darren Funk      | Jr | Liberty                       | 15:40 | 5:14 |
| 22  |      | Brandon Queen    | Sr | Monmouth (H.S.)               | 15:41 | 5:14 |
| 23  | 10   | Jerod Galvin     | Jr | Shelbyville                   | 15:41 | 5:14 |
| 24  |      | Andrew Norton    | Sr | Sparta                        | 15:43 | 5:15 |
| 25  | 11   | Ryan Chapman     | Jr | Eureka                        | 15:45 | 5:15 |
| 26  | 12   | Dustin Frankey   | Jr | Eureka                        | 15:46 | 5:16 |
| 27  |      | Tyler Krauss     | Jr | Freeburg                      | 15:47 | 5:16 |
| 28  |      | Darren Pierce    | Jr | Freeburg                      | 15:48 | 5:16 |
| 29  | 13   | Jim Taylor       | Sr | Eureka                        | 15:49 | 5:17 |
| 30  | 14   | Alex Paplomatas  | Sr | Eureka                        | 15:49 | 5:17 |
| 31  | 15   | Chris Mannos     | Jr | Westmont                      | 15:51 | 5:17 |
| 32  |      | Mike Kaiser      | Jr | Trenton (Wesclin)             | 15:52 | 5:18 |
| 33  | 16   | Jeff Cintron     | Sr | Aurora (Central Catholic)     | 15:53 | 5:18 |
| 34  | 17   | Derek Weh        | Jr | Breese (Mater Dei)            | 15:54 | 5:18 |
| 35  | 18   | Greg Howard      | Jr | Robinson                      | 15:55 | 5:19 |
| 36  | 19   | Daniel Nalley    | Jr | Benton                        | 15:55 | 5:19 |
| 37  | 20   | Matt Miller      | Sr | Shelbyville                   | 15:56 | 5:19 |
| 38  |      | Scott Powell     | Sr | Normal (University)           | 15:57 | 5:19 |
| 39  | 21   | Ryan Tomlinson   | Jr | Robinson                      | 15:58 | 5:20 |
| 40  | 22   | Nate Houchens    | Sr | St. Joseph (S.J.-Oyden)       | 15:59 | 5:20 |
| 41  | 23   | Daniel Martin    | Fr | Eureka                        | 15:59 | 5:20 |
| 42  |      | Dan Shriver      | Jr | Poplar Grove (North Boone)    | 16:00 | 5:20 |
| 43  | 24   | Bryan Bittner    | Sr | Fairbury (Prairie Central)    | 16:00 | 5:20 |
| 44  |      | Ryan Andrews     | Jr | Armstrong                     | 16:01 | 5:21 |
| 45  | 25   | Jason Obert      | Fr | Liberty                       | 16:02 | 5:21 |
| 46  | 26   | Mike Edgar       | Sr | Fairbury (Prairie Central)    | 16:03 | 5:21 |
| 47  | 27   | Jon Houseworth   | Fr | Eureka                        | 16:03 | 5:21 |
| 48  | 28   | Dean Accardi     | Sr | Wheaton (St. Francis)         | 16:04 | 5:21 |
| 49  | 29   | Nick Rezich      | Sr | Winnebago                     | 16:04 | 5:22 |
| 50  | 30   | Henry Norris     | So | Maple Park (Kaneland)         | 16:04 | 5:22 |
| 51  | 31   | Rich Glenn       | Sr | Winnebago                     | 16:04 | 5:22 |
| 52  | 32   | Bryan Moore      | Jr | Wheaton (St. Francis)         | 16:05 | 5:22 |
| 53  | 33   | Russell Meskimen | So | Robinson                      | 16:06 | 5:22 |
| 54  | 34   | Keith Petersen   | So | Woodstock (Marian)            | 16:07 | 5:23 |
| 55  |      | Rob Hargrove     | So | Fithian (Oakwood)             | 16:07 | 5:23 |
| 56  | 35   | Randy Bill       | Jr | Manlius (Bureau Valley)       | 16:08 | 5:23 |
| 57  | 36   | Dan Clark        | Sr | Fairbury (Prairie Central)    | 16:10 | 5:24 |
| 58  |      | Earl Ali         | So | Burlington (Central)          | 16:10 | 5:24 |
| 59  |      | Michael Ordaz    | So | Chillicothe (Illinois Valley  | 16:11 | 5:24 |
| 60  | 37   | Jason Bill       | Fr | Manlius (Bureau Valley)       | 16:13 | 5:25 |

## ILLINOIS HIGH SCHOOL ASSOCIATION

## Boys A - Cross Country Championships November 7, 1998

| PLACE | Time | NAME              | CL | SCHOOL                       | TIME  | PACE |
|-------|------|-------------------|----|------------------------------|-------|------|
| 61    | 38   | Jason Sherrier    | Jr | Westmont                     | 16:14 | 5:25 |
| 62    | 39   | Doug Barnacle     | Sr | Westmont                     | 16:14 | 5:25 |
| 63    |      | David Diaz        | Jr | West Frankfort (Frankfort)   | 16:15 | 5:25 |
| 64    | 40   | Jim Hood          | Jr | Shelbyville                  | 16:15 | 5:25 |
| 65    | 41   | Neil Hutton       | Sr | Maple Park (Kaneland)        | 16:15 | 5:25 |
| 66    | 42   | Josh Helton       | So | Robinson                     | 16:15 | 5:25 |
| 67    | 43   | Bob Davidson      | Jr | Winnebago                    | 16:16 | 5:26 |
| 68    | 44   | Matt Farb         | Sr | Winnebago                    | 16:16 | 5:26 |
| 69    | 45   | Chris Ward        | Sr | Rushville                    | 16:18 | 5:26 |
| 70    | 46   | Joey Camp         | Sr | Delavan                      | 16:18 | 5:26 |
| 71    | 47   | Chris Clark       | So | Maple Park (Kaneland)        | 16:19 | 5:27 |
| 72    | 48   | Rob Forshier      | Sr | St. Joseph (S.J.-Ogden)      | 16:19 | 5:27 |
| 73    |      | Tom Sheeny        | Jr | Chicago (Luther North)       | 16:19 | 5:27 |
| 74    |      | Shawn Lucas       | Fr | Elgin (St. Edward)           | 16:20 | 5:27 |
| 75    | 49   | Brad Hart         | Sr | St. Joseph (S.J.-Ogden)      | 16:21 | 5:27 |
| 76    | 50   | Carlos Esparza    | Jr | Aurora (Central Catholic)    | 16:22 | 5:28 |
| 77    | 51   | Ryan Galloway     | Sr | Benton                       | 16:23 | 5:28 |
| 78    | 52   | David Stephens    | Sr | Dunlap                       | 16:23 | 5:28 |
| 79    | 53   | Justin Eckman     | Sr | Rushville                    | 16:24 | 5:28 |
| 80    | 54   | Charley Cramer    | Jr | Robinson                     | 16:25 | 5:29 |
| 81    |      | Joel Bourque      | Sr | Kewanee (H.S.)               | 16:26 | 5:29 |
| 82    | 55   | Kyle Wurmest      | Jr | Stanford (Olympia)           | 16:26 | 5:29 |
| 83    | 56   | Bill Evans        | So | Woodstock (Marian)           | 16:26 | 5:29 |
| 84    | 57   | Terry Widriechner | Sr | Westmont                     | 16:27 | 5:29 |
| 85    | 58   | Duston Hearn      | So | Harrisburg                   | 16:27 | 5:29 |
| 86    | 59   | Phil Gall         | Sr | Breese (Mater Dei)           | 16:27 | 5:29 |
| 87    | 60   | Raphael Campbell  | Sr | Macomb                       | 16:28 | 5:30 |
| 88    | 61   | Manuel Barraza    | So | Aurora (Central Catholic)    | 16:28 | 5:30 |
| 89    | 62   | Kerry Studnicki   | Sr | Wood River (East Alton-W.R.) | 16:29 | 5:30 |
| 90    | 63   | Brett Smith       | Jr | Benton                       | 16:29 | 5:30 |
| 91    |      | Peter Ladwein     | Jr | Niles (Northridge Prep)      | 16:30 | 5:30 |
| 92    | 64   | Mike Closson      | So | Aurora (Central Catholic)    | 16:30 | 5:30 |
| 93    | 65   | Aaron Wright      | Jr | Delavan                      | 16:31 | 5:31 |
| 94    | 66   | Conor Gibbons     | Jr | Maple Park (Kaneland)        | 16:34 | 5:32 |
| 95    | 67   | Brandon Schmidt   | So | Liberty                      | 16:34 | 5:32 |
| 96    | 68   | Pat Quinn         | Fr | Wheaton (St. Francis)        | 16:35 | 5:32 |
| 97    | 69   | Owen Connelly     | Fr | Wheaton (St. Francis)        | 16:35 | 5:32 |
| 98    | 70   | Nolan Cramsey     | So | Liberty                      | 16:36 | 5:32 |
| 99    | 71   | Phil Lawless      | Jr | Fairbury (Prairie Central)   | 16:36 | 5:32 |
| 100   | 72   | Gene Jagger       | Sr | Westmont                     | 16:38 | 5:33 |
| 101   | 73   | Mike McDannald    | Sr | St. Joseph (S.J.-Ogden)      | 16:39 | 5:33 |
| 102   | 74   | Scott Hoffman     | So | Dunlap                       | 16:39 | 5:33 |
| 103   | 75   | David Dare        | Sr | Stanford (Olympia)           | 16:40 | 5:34 |
| 104   | 76   | Noah Herrin       | So | Wood River (East Alton-W.R.) | 16:41 | 5:34 |
| 105   | 77   | Dustin Robertson  | Sr | Rushville                    | 16:42 | 5:34 |
| 106   | 78   | Justin Huber      | Sr | Liberty                      | 16:43 | 5:35 |
| 107   | 79   | Jon Gall          | Sr | Breese (Mater Dei)           | 16:44 | 5:35 |
| 108   | 80   | Garrett Davey     | Jr | Macomb                       | 16:44 | 5:35 |
| 109   | 81   | Jeff Coffin       | So | Dunlap                       | 16:45 | 5:35 |
| 110   | 82   | Brandon Armstrong | Sr | Eureka                       | 16:45 | 5:35 |
| 111   | 83   | Sean Luthy        | Sr | Shelbyville                  | 16:47 | 5:36 |
| 112   | 84   | John Marriott     | Sr | St. Joseph (S.J.-Ogden)      | 16:48 | 5:36 |
| 113   | 85   | Jeff Rann         | So | Harrisburg                   | 16:50 | 5:37 |
| 114   | 86   | Doug Meyer        | Fr | Woodstock (Marian)           | 16:53 | 5:38 |
| 115   | 87   | Preston Gollither | Sr | Benton                       | 16:56 | 5:39 |
| 116   | 88   | Brad Davis        | Sr | Wheaton (St. Francis)        | 16:56 | 5:39 |
| 117   | 89   | Doug Clauson      | Sr | Macomb                       | 16:57 | 5:39 |
| 118   | 90   | Matt Melick       | Sr | Stanford (Olympia)           | 16:57 | 5:39 |
| 119   | 91   | Scott Peterson    | Sr | Maple Park (Kaneland)        | 16:58 | 5:40 |
| 120   | 92   | Bryan Clauson     | Fr | Macomb                       | 16:59 | 5:40 |

| ILLINOIS HIGH SCHOOL ASSOCIATION                      |      |                    |    |                              |       |      |
|---|------|--------------------|----|------------------------------|-------|------|
| Boys A - Cross Country Championships November 7, 1998 |      |                    |    |                              |       |      |
| PLACE   | TmPl | NAME               | CL | SCHOOL                       | TIME  | PACE |
| 121   | 93   | Dan Erb            | Jr | Winnebago                    | 17:00 | 5:40 |
| 122   | 94   | Dan Finn           | Sr | Westmont                     | 17:01 | 5:41 |
| 123   | 95   | Joe Williams       | So | Stanford (Olympia)           | 17:01 | 5:41 |
| 124   | 96   | Travis Redden      | Fr | Benton                       | 17:02 | 5:41 |
| 125   | 97   | George Standish    | Sr | Woodstock (Marian)           | 17:02 | 5:41 |
| 126   | 98   | Doug McDannald     | So | St. Joseph (S.J.-Ogden)      | 17:03 | 5:41 |
| 127   | 99   | Kyle Varel         | Jr | Breese (Mater Dei)           | 17:04 | 5:42 |
| 128   | 100  | James Van Dyke     | So | Delavan                      | 17:05 | 5:42 |
| 129   | 101  | Ben Melin          | Fr | Winnebago                    | 17:06 | 5:42 |
| 130   | 102  | Eric Gilhouse      | Sr | Stanford (Olympia)           | 17:08 | 5:43 |
| 131   | 103  | Matt Pierson       | Jr | Shelbyville                  | 17:09 | 5:43 |
| 132   | 104  | Tyler Lang         | So | Wood River (East Alton-W.R.) | 17:10 | 5:44 |
| 133   | 105  | Sean Cook          | Fr | Aurora (Central Catholic)    | 17:10 | 5:44 |
| 134   | 106  | Mark Chillell      | Sr | Aurora (Central Catholic)    | 17:11 | 5:44 |
| 135   | 107  | Josh Weigler       | Sr | Wood River (East Alton-W.R.) | 17:12 | 5:44 |
| 136   | 108  | Lucas Cooley       | Jr | Rushville                    | 17:13 | 5:45 |
| 137   | 109  | David Tackett      | Jr | Stanford (Olympia)           | 17:13 | 5:45 |
| 138   | 110  | Alex Steele        | Jr | Aurora (Central Catholic)    | 17:14 | 5:45 |
| 139   | 111  | Al Griffin         | Jr | Maple Park (Kaneland)        | 17:14 | 5:45 |
| 140   | 112  | James Thomas       | Sr | Wheaton (St. Francis)        | 17:15 | 5:45 |
| 141   | 113  | Chris Boehm        | Sr | Shelbyville                  | 17:16 | 5:46 |
| 142   | 114  | Ryan Craft         | So | Liberty                      | 17:16 | 5:46 |
| 143   | 115  | Kyle Schmitt       | Sr | Dunlap                       | 17:21 | 5:47 |
| 144   | 116  | Doug Lowry         | So | Delavan                      | 17:24 | 5:48 |
| 145   | 117  | Doug Powers        | Jr | Shelbyville                  | 17:25 | 5:49 |
| 146   | 118  | Bob Schnoonover    | Jr | Macomb                       | 17:26 | 5:49 |
| 147   | 119  | Jonathan Hockert   | Fr | Maple Park (Kaneland)        | 17:27 | 5:49 |
| 148   | 120  | Ed Shaidnagle      | Sr | Wood River (East Alton-W.R.) | 17:29 | 5:50 |
| 149   | 121  | Robert Cockrum     | So | Harrisburg                   | 17:32 | 5:51 |
| 150   | 122  | Charlie Littlejohn | Sr | Robinson                     | 17:33 | 5:51 |
| 151   | 123  | Matt Curtis        | Sr | Macomb                       | 17:35 | 5:52 |
| 152   | 124  | Richard Krafft     | Fr | Manlius (Bureau Valley)      | 17:35 | 5:52 |
| 153   | 125  | Scott Gobke        | Sr | Breese (Mater Dei)           | 17:37 | 5:53 |
| 154   | 126  | Jamie Tedrow       | Jr | Benton                       | 17:39 | 5:53 |
| 155   | 127  | Matt Leahy         | Sr | Wheaton (St. Francis)        | 17:40 | 5:54 |
| 156   | 128  | Derek Huelsmann    | Sr | Breese (Mater Dei)           | 17:43 | 5:55 |
| 157   | 129  | Chris Herren       | Fr | Harrisburg                   | 17:44 | 5:55 |
| 158   | 130  | Jason Clark        | Sr | Dunlap                       | 17:44 | 5:55 |
| 159   | 131  | Darren Ferrell     | Sr | Harrisburg                   | 17:46 | 5:56 |
| 160   | 132  | Gwain Piper        | Sr | Benton                       | 17:47 | 5:56 |
| 161   | 133  | Brian Ahsell       | Jr | Liberty                      | 17:50 | 5:57 |
| 162   | 134  | Jordan McCombs     | So | Rushville                    | 17:55 | 5:59 |
| 163   | 135  | Dustin Walker      | Sr | Rushville                    | 17:57 | 5:59 |
| 164   | 136  | Travis Schrage     | Jr | Breese (Mater Dei)           | 18:13 | 6:05 |
| 165   | 137  | Joe Schultz        | Fr | Woodstock (Marian)           | 18:15 | 6:05 |
| 166   | 138  | Kaleb Culver       | Sr | Robinson                     | 18:15 | 6:05 |
| 167   | 139  | Simon Mueller      | Jr | Harrisburg                   | 18:19 | 6:07 |
| 168   | 140  | Thomas Neislor     | Fr | Stanford (Olympia)           | 18:20 | 6:07 |
| 169   | 141  | Bryan Tomm         | Fr | Delavan                      | 18:21 | 6:07 |
| 170   | 142  | Scott McGuire      | Fr | Fairbury (Prairie Central)   | 18:22 | 6:08 |
| 171   | 143  | Isaac Sever        | So | Wood River (East Alton-W.R.) | 18:29 | 6:10 |
| 172   | 144  | Eric Ottwell       | Sr | Wood River (East Alton-W.R.) | 18:31 | 6:11 |
| 173   | 145  | Adam Hitchell      |    | Dunlap                       | 18:37 | 6:13 |
| 174   | 146  | Dustin Marquis     | Fr | Manlius (Bureau Valley)      | 18:41 | 6:14 |
| 175   | 147  | Steve Lawless      | Jr | Fairbury (Prairie Central)   | 18:45 | 6:15 |
| 176   | 148  | Brett Lane         | Sr | Harrisburg                   | 19:13 | 6:25 |
| 177   | 149  | Matt Smith         | Fr | Manlius (Bureau Valley)      | 19:16 | 6:26 |
| 178   | 150  | Jeffrey Shelley    | Jr | Rushville                    | 19:24 | 6:28 |
| 179   | 151  | Tom Mathis         | Sr | St. Joseph (S.J.-Ogden)      | 19:40 | 6:34 |
| 180   | 152  | Dan Robbel         | Jr | Winnebago                    | 19:50 | 6:37 |



ILLINOIS HIGH SCHOOL ASSOCIATION

Boys A - Cross Country Championships November 7, 1998

| PLACE | Time | NAME       | CL SCHOOL                  | TIME  | PACE |
|-------|------|------------|----------------------------|-------|------|
| 181   | 153  | Matt Allen | Fr Delavan                 | 19:56 | 6:39 |
| 182   | 154  | Eric Wilt  | So Manlius (Bureau Valley) | 20:03 | 6:41 |

| ILLINOIS HIGH SCHOOL ASSOCIATION                       |      |                     |    |                                |       |      |
|--|------|---------------------|----|--------------------------------|-------|------|
| Girls A - Cross Country Championships November 7, 1998 |      |                     |    |                                |       |      |
| PLACE  | Time | NAME                | CL | SCHOOL                         | TIME  | PACE |
| 121  | 94   | Ruth Miller         | Fr | Urbana (University)            | 17:22 | 6:57 |
| 122  | 95   | Lara Barouski       | Sr | Wheaton (St. Francis)          | 17:24 | 6:58 |
| 123  | 96   | Brooke Kuhnhausen   | Sr | West Chicago (Wheaton Academy) | 17:25 | 6:58 |
| 124  | 97   | Lena Clement        | Sr | Chicago (University)           | 17:26 | 6:59 |
| 125  | 98   | Megan McGinnis      | Fr | Rock Island (Alleman)          | 17:29 | 7:00 |
| 126  | 99   | Alicia Meyer        | So | Breese (Mater Dei)             | 17:30 | 7:00 |
| 127  | 100  | Vicky Klinger       | Fr | Sandwich                       | 17:30 | 7:00 |
| 128  | 101  | Ashleigh Brauer     | So | Petersburg (PORTA)             | 17:31 | 7:01 |
| 129  | 102  | Sarah Stoller       | Jr | Eureka                         | 17:32 | 7:01 |
| 130  | 103  | Amanda Uhl          | Jr | Freeburg                       | 17:32 | 7:01 |
| 131  | 104  | Heather Brashier    | Sr | McLeansboro                    | 17:34 | 7:02 |
| 132  | 105  | Megan Calcaterra    | So | Freeburg                       | 17:35 | 7:02 |
| 133  | 106  | Shelly Carr         | Fr | Chicago (University)           | 17:38 | 7:03 |
| 134  | 107  | Jennifer Hill       | Fr | Tolono (Unity)                 | 17:40 | 7:04 |
| 135  | 108  | Melanie Cain        | So | Tolono (Unity)                 | 17:42 | 7:05 |
| 136  | 109  | Alyson Nelson       | Jr | Stanford (Olympia)             | 17:46 | 7:07 |
| 137  | 110  | Lindsay Demers      | Fr | Herscher                       | 17:47 | 7:07 |
| 138  | 111  | Kim Boise           | So | Tolono (Unity)                 | 17:48 | 7:08 |
| 139  | 112  | Shannon Gregory     | Jr | Chicago (University)           | 17:50 | 7:08 |
| 140  | 113  | Terri Belangee      | So | McLeansboro                    | 17:56 | 7:11 |
| 141  | 114  | Barb Bennett        | Jr | Freeburg                       | 17:57 | 7:11 |
| 142  | 115  | Lauren Sandheinrich | So | Freeburg                       | 18:07 | 7:15 |
| 143  | 116  | Kiki Persson        | Jr | West Chicago (Wheaton Academy) | 18:09 | 7:16 |
| 144  | 117  | Rachel Hutcheson    | Sr | McLeansboro                    | 18:10 | 7:16 |
| 145  | 118  | Julie Henss         | So | Breese (Mater Dei)             | 18:13 | 7:17 |
| 146  | 119  | Suzanne Harrison    | So | Petersburg (PORTA)             | 18:14 | 7:18 |
| 147  | 120  | Lauren Hood         | Sr | McLeansboro                    | 18:15 | 7:18 |
| 148  | 121  | Lyndee Hirely       | Jr | Sherrard                       | 18:17 | 7:19 |
| 149  | 122  | Jessica Kreher      | Jr | Freeburg                       | 18:18 | 7:20 |
| 150  | 123  | Ariel Zoghiates     | Jr | Urbana (University)            | 18:19 | 7:20 |
| 151  | 124  | Kristen Engeseth    | Jr | West Chicago (Wheaton Academy) | 18:20 | 7:20 |
| 152  | 125  | Donna Haake         | Jr | Breese (Mater Dei)             | 18:25 | 7:22 |
| 153  | 126  | Tracey Mueller      | Fr | Sherrard                       | 18:26 | 7:23 |
| 154  | 127  | Hanan Jassim        | Sr | Urbana (University)            | 18:27 | 7:23 |
| 155  | 128  | Erin Neuleib        | Jr | Sherrard                       | 18:28 | 7:23 |
| 156  | 129  | Sydney Guthrie      | Jr | Pittsfield                     | 18:30 | 7:24 |
| 157  | 130  | Kerri Protasewich   | Jr | West Chicago (Wheaton Academy) | 18:31 | 7:25 |
| 158  | 131  | Becky Studebaker    | Sr | Eureka                         | 18:33 | 7:26 |
| 159  | 132  | Nicole Billman      | Fr | Tolono (Unity)                 | 18:42 | 7:29 |
| 160  | 133  | Jessica Stocker     | Fr | Winnebago                      | 18:42 | 7:29 |
| 161  | 134  | Amanda Birkner      | Fr | McLeansboro                    | 18:44 | 7:30 |
| 162  | 135  | Amber Bedard        | Jr | Breese (Mater Dei)             | 18:51 | 7:33 |
| 163  | 136  | Rebecca Tabb        | Jr | Urbana (University)            | 19:11 | 7:41 |
| 164  | 137  | Samantha Goodwin    | Sr | Freeburg                       | 19:32 | 7:49 |
| 165  | 138  | Abby Barton         | So | Pittsfield                     | 19:49 | 7:56 |
| 166  | 139  | Emily Nelick        | So | Stanford (Olympia)             | 19:58 | 8:00 |