

SJO'S ALL TIME TOP 20 KICKAPOO COURSE (3.0 MILES)

	1. BRIAN ALLEN	15:31	1992	
	2. JON JAMISON	15:47	1995	
	3. RICK WALDEN	15:54	1991	
	4. MATT HALE	15:58	1997	(-1)
5	6. NICK SMITH	16:17	1991	ROB FERGUSON 16:03 1997 (-100!)
6	4. ADAM MARRIOTT	16:17	1996	
8	6. JOEL KARY	16:25	1991	
9	7. COREY PLOTNER	16:26	1994	
10	8. MELVIN GOODMAN	16:29	1990	
	11. BRAD HART	16:31	1997	(-15)
12	9. TIM MIES	16:39	1991	
	10. MATT HALE	16:41	1996	
	13. MIKE MCDANNALD	16:41	1997	(-24)
14	11. ANDY INGRAM	16:42	1991	
	15. DOUG MCDANNALD	16:43	1997	(?)
16	12. SCOTT WEIDNER	16:44	1992	(-20)
18	17. NATE HOUGHENS	16:45	1997	
19	13. FRANK ROBERTS	16:50	1989	JOHN WARD 16:48 1997
20	14. JIM MCDANNALD	16:57	1994	
17	15. DYLAN MADDOX	16:59	1992	
16	16. JOSH HALE	17:01	1995	
17	17. MIKE MCDANNALD	17:05	17:07	1996 1997
20	18. NATE HOUGHENS	17:09	1996	
	ROB FERGUSON	17:13	1997	
	19. BRAD HART	17:23	1996	
	20. CORY HINRICHS	17:27	1992	

SJO'S ALL TIME TOP 20

KICKAPOO COURSE (2.0 MILES)

N.G.
FAX
351-5374

1.	AMY ROBERTS	12:06	1997	(-8)
2.	MARLA MCKINNEY	12:08	1991	
3.	ERIN FULLER	12:13	1991	
	AMY ROBERTS	12:14	1997	
4.	ASHLEY WRIGHT	12:26	1990	
4.	BETH RUDNICKE	12:26	1992	
6.	JESSICA NICHOLS	12:30	1992	
8)	7. NICOLE GOODMAN	12:38	1995	KARA FRANZEN 12:42 1997 (-18)
9)	10. ERIN FULLER	12:53	1991 (-5)	LAURA LEGERNES 12:52 1997 (-20)
	6. AMY ROBERTS	12:38	1996	
	11. MARCY MILLER	13:03	1997	(-11)
	12. SARAH BOBSIN	13:06	1994	
	9. KARA FRANZEN	13:13	1996	
	11. ERIN FULLER	13:15	1991	
	10. MARCY MILLER	13:14	1995	
	13. JODIE RING	13:29	1994	
	13. MICHELLE FLETCHER	13:29	1997	(-11)
	15. MICHELLE NIX	13:34	1995	
	16. KRISTIN CHANDLER	13:37	1997	(-20)
	17. DANIELLE STRACK	13:37	1989	
	18. SARA INGRAM	13:42	1997	(-22)
	14. LAURA LEGERNES	13:40	1995	
	19. KELLY KLEIN	13:49	1997	(-2)
	14. MICHELLE FLETCHER	13:40	1996	
	17. KRISTIN CHANDLER	13:41	1997	
	20. LIZ FISCUS	13:50	1991	
	20. AMY REW	13:50	1994	
	20. KELLY KLEIN	13:51	1996	
	19. SARA INGRAM	14:05	1996	
	19. SARA INGRAM	14:05	1996	
	20. JILL HOWDYSELL	14:13	1992	

SJO'S ALL TIME TOP 20 KICKAPOO COURSE (2.0 MILES)

1. AMY ROBERTS	12:06	1997	(-8)
2. MARLA MCKINNEY	12:08	1991	2x ALL STAR
3. ERIN FULLER	12:13	1991	ALL STAR
4. ASHLEY WRIGHT	12:26	1990	3x ALL STAR
4. BETH RUDNICKE	12:26	1992	
6. JESSICA NICHOLS	12:30	1992	ALL STAR
7. NICOLE GOODMAN	12:38	1995	
8. KARA FRANZEN	12:42	1997	(-18)
9. LAURA LEGERNES	12:52	1997	(-38)
10. KRISTI VAN UITHOVEN	12:53	1997	(-5)
11. MARCY MILLER	13:03	1997	(-11)
12. SARAH BOBSIN	13:06	1994	
13. JODIE RING	13:29	1994	
13. MICHELLE FLETCHER	13:29	1997	(-11)
15. MICHELLE NIX	13:34	1995	
16. KRISTIN CHANDLER	13:35	1997	
17. DANIELLE STRACK	13:37	1989	
18. SARA INGRAM	13:42	1997	(-22)
19. KELLY KLEIN	13:49	1997	(-2)
20. LIZ FISCUS	13:50	1991	
20. AMY REW	13:50	1994	

SJO'S ALL TIME TOP 20 KICKAPOO COURSE (3.0 MILES)

1. BRIAN ALLEN	15:31	1992	2x ALL STAR 10/12
2. JON JAMISON	15:47	1995	2x ALL STAR 10/12
3. RICK WALDEN	15:54	1991	2x ALL STAR 10/12
4. MATT HALE	15:58	1997	(-1)
5. ROB FORSHIER	16:03	1997	(-100 - 1000)
6. NICK SMITH	16:17	1991	ALL STAR 10/12
6. ADAM MARRIOTT	16:17	1996	2x ALL STAR 10/12
8. JOEL KARY	16:25	1991	2x ALL STAR 10/12
9. COREY PLOTNER	16:26	1994	
10. MELVIN GOODMAN	16:29	1990	ALL STAR 10/12
11. BRAD HART	16:31	1997	(-15)
12. TIM MIES	16:39	1991	ALL STAR 10/12
13. MIKE MCDANNALD	16:41	1997	(-20)
14. ANDY INGRAM	16:42	1991	
15. DOUG MCDANNALD	16:43	1997	(?)
16. SCOTT WEIDNER	16:44	1992	
17. NATE HOUCHEMS	16:45	1997	(20)
18. JOHN MARRIOTT	16:48	1997	
19. FRANK ROBERTS	16:50	1989	
20. JIM MCDANNALD	16:57	1994	

SJO VS. ALUMNI

SJO VS ALUMNI AT WRIGHTS' POND (2.0)									
70'S, SUNNY, NICE!									
30-AUG-97									
NAME	MILE	2 MILE	SPLIT	3 MILE	SPLIT	AVERAGE	POINTS	OLD TOTAL	NEW TOTAL
HALE	5:10	10:31	5:21			5:15			
FORSHIER	5:10	10:33	5:23			5:16			
MARRIOTT	5:10	10:38	5:28			5:19			
MCDANNALD,M	5:13	10:48	5:35			5:24			
MCDANNALD,D	5:12	10:57	5:45			5:28			
HART	5:19	11:03	5:44			5:31			
HOUCHENS	5:23	11:18	5:55			5:39			
YOUNG	6:00	12:23	6:23			6:11			
FARMER	?	12:24	?			6:12			
MATHIS	6:00	12:26	6:26			6:13			
IDEUS	6:13	13:03	6:50			6:31			
KUCHENBROD	6:46	14:12	7:26			7:06			
RASCH	6:56	14:50	7:54			7:25			
FELKNER	7:50	16:19	8:29			8:09			
BOSLEY	7:59	16:33	8:34			8:16			
TOP 5 SPLIT = 26 SEC									
TOP 7 SPLIT = 47 SEC									
FRANZEN	6:10	12:30	6:20			6:15			
ROBERTS	6:09	12:35	6:26			6:17			
CHANDLER	6:29	13:24	6:55			6:42			
VAN UITHOVEN	6:30	13:27	6:57			6:43			
MILLER	6:26	13:33	7:07			6:46			
INGRAM	6:40	13:54	7:14			6:57			
LEGERNES	6:50	14:06	7:16			7:03			
FLETCHER	6:55	14:17	7:22			7:08			
SULLIVAN	6:55	14:31	7:36			7:15			
KLEIN	7:02	14:38	7:36			7:19			
BARBEE	7:31	15:12	7:41			7:36			
YEAZEL	7:31	15:14	7:43			7:37			
BROWN	7:17	15:24	8:07			7:42			
STEARNS	8:00	16:36	8:36			8:18			
KING	8:31	17:46	9:15			8:53			
PALMER	10:07	21:59	11:52			10:59			
TOP 5 SPLIT = 1:03									
TOP 7 SPLIT = 1:36									

Athletic Score Book Co.

CROSS COUNTRY SCORE SHEET

Meet VARSTY Vs ALUMNI Team GIRLS Course WRIGHT'S
 Weather & Course Condition SUNNY AND NICE Course Record _____
 Date 30-AUG-97 Your School Record on Course _____

TIME:

Mrs. Min. Min. Min. Min. Min. Min. Min.

00	00	00	00	00	00	00	00	00
1	1	1	1	1	1	1	1	1
2	2	2	2	2	2	2	2	2
3	3	3	3	3	3	3	3	3
4	4	4	4	4	4	4	4	4
5	5	5	5	5	5	5	5	5
6	6	6	6	6	6	6	6	6
7	7	7	7	7	7	7	7	7
8	8	8	8	8	8	8	8	8
9	9	9	9	9	9	9	9	9
10	10	10	10	10	10	10	10	10
11	11	11	11	11	11	11	11	11
12	12	12	12	12	12	12	12	12
13	13	13	13	13	13	13	13	13
14	14	14	14	14	14	14	14	14
15	15	15	15	15	15	15	15	15
16	16	16	16	16	16	16	16	16
17	17	17	17	17	17	17	17	17
18	18	18	18	18	18	18	18	18
19	19	19	19	19	19	19	19	19
20	20	20	20	20	20	20	20	20
21	21	21	21	21	21	21	21	21
22	22	22	22	22	22	22	22	22
23	23	23	23	23	23	23	23	23
24	24	24	24	24	24	24	24	24
25	25	25	25	25	25	25	25	25
26	26	26	26	26	26	26	26	26
27	27	27	27	27	27	27	27	27
28	28	28	28	28	28	28	28	28
29	29	29	29	29	29	29	29	29
30	30	30	30	30	30	30	30	30
31	31	31	31	31	31	31	31	31
32	32	32	32	32	32	32	32	32
33	33	33	33	33	33	33	33	33
34	34	34	34	34	34	34	34	34
35	35	35	35	35	35	35	35	35
36	36	36	36	36	36	36	36	36
37	37	37	37	37	37	37	37	37
38	38	38	38	38	38	38	38	38
39	39	39	39	39	39	39	39	39
40	40	40	40	40	40	40	40	40
41	41	41	41	41	41	41	41	41
42	42	42	42	42	42	42	42	42
43	43	43	43	43	43	43	43	43
44	44	44	44	44	44	44	44	44
45	45	45	45	45	45	45	45	45
46	46	46	46	46	46	46	46	46
47	47	47	47	47	47	47	47	47
48	48	48	48	48	48	48	48	48
49	49	49	49	49	49	49	49	49
50	50	50	50	50	50	50	50	50
51	51	51	51	51	51	51	51	51
52	52	52	52	52	52	52	52	52
53	53	53	53	53	53	53	53	53
54	54	54	54	54	54	54	54	54
55	55	55	55	55	55	55	55	55
56	56	56	56	56	56	56	56	56
57	57	57	57	57	57	57	57	57
58	58	58	58	58	58	58	58	58
59	59	59	59	59	59	59	59	59

Place	Time	Name	School
1	12:30	FRANZEN	V
2	12:35	ROBERTS	V
3	13:24	CHANDLER	V
4	13:27	VANUHOVEN	V
5	13:33	MILLER	V
6	13:34	INGRAM	V
7	14:06	LEGERNES	V
8	14:17	FLETCHER	V
9	14:31	SULLIVAN	V
10	14:34	PROPST	A
11	14:38	KLEIN	V
12	15:12	GARBEE	V
13	15:14	YEHEEL	V
14	15:24	BROWN	V
15	16:08	NICHOLS	A
16	16:36	STEARNS	V
17	17:24	XXXXXXXXXX	G
18	17:25	XXXXXXXXXX	G
19	17:46	KING	V
20	18:43	HWDYSELL	A
21	18:43	MARRIOTT	A
22	18:56	SUITS	A
23	21:07	PALMER	V
24			41
25			42
26			43
27			44
28			45
29			46
30			47
31			48
32			49
33			50
34			51
35			52
36			53

Score Box			
V	A		
1	8		
2	7		
3	10		
4	11		
5	12		
6			
7	7		
8	15	50	
9			
10			

Athletic Score Book Co.

CROSS COUNTRY SCORE SHEET

Meet VARSDITY vs ALUMNI Team BOYS Course WRIGHT'S
 Weather & Course Condition SUNNY - 70'S - NICE! Course Record _____
 Date 30-AUG-97 Your School Record on Course _____

TIME:

Min.	Min.	Min.	Min.	Min.	Min.	Min.	Min.
00	00	00	00	00	00	00	00
1	1	1	1	1	1	1	1
2	2	2	2	2	2	2	2
3	3	3	3	3	3	3	3
4	4	4	4	4	4	4	4
5	5	5	5	5	5	5	5
6	6	6	6	6	6	6	6
7	7	7	7	7	7	7	7
8	8	8	8	8	8	8	8
9	9	9	9	9	9	9	9
10	10	10	10	10	10	10	10
11	11	11	11	11	11	11	11
12	12	12	12	12	12	12	12
13	13	13	13	13	13	13	13
14	14	14	14	14	14	14	14
15	15	15	15	15	15	15	15
16	16	16	16	16	16	16	16
17	17	17	17	17	17	17	17
18	18	18	18	18	18	18	18
19	19	19	19	19	19	19	19
20	20	20	20	20	20	20	20
21	21	21	21	21	21	21	21
22	22	22	22	22	22	22	22
23	23	23	23	23	23	23	23
24	24	24	24	24	24	24	24
25	25	25	25	25	25	25	25
26	26	26	26	26	26	26	26
27	27	27	27	27	27	27	27
28	28	28	28	28	28	28	28
29	29	29	29	29	29	29	29
30	30	30	30	30	30	30	30
31	31	31	31	31	31	31	31
32	32	32	32	32	32	32	32
33	33	33	33	33	33	33	33
34	34	34	34	34	34	34	34
35	35	35	35	35	35	35	35
36	36	36	36	36	36	36	36
37	37	37	37	37	37	37	37
38	38	38	38	38	38	38	38
39	39	39	39	39	39	39	39
40	40	40	40	40	40	40	40
41	41	41	41	41	41	41	41
42	42	42	42	42	42	42	42
43	43	43	43	43	43	43	43
44	44	44	44	44	44	44	44
45	45	45	45	45	45	45	45
46	46	46	46	46	46	46	46
47	47	47	47	47	47	47	47
48	48	48	48	48	48	48	48
49	49	49	49	49	49	49	49
50	50	50	50	50	50	50	50
51	51	51	51	51	51	51	51
52	52	52	52	52	52	52	52
53	53	53	53	53	53	53	53
54	54	54	54	54	54	54	54
55	55	55	55	55	55	55	55
56	56	56	56	56	56	56	56
57	57	57	57	57	57	57	57
58	58	58	58	58	58	58	58
59	59	59	59	59	59	59	59

Place	Time	Name	School
1	10:03	JAMISON (J)	A
2	10:31	HALE	V
3	10:33	FORSHIER	V
4	10:38	MARRIOTT (J)	V
5	10:48	McDANNAID (M)	V
6	10:54	MARRIOTT (A)	A
7	10:57	McDANNAID (D)	V
8	11:03	HART	V
9	11:18	HOUCHEMS	V
10	12:23	YOUNG	V
11	12:24	FARMER	V
12	12:26	MATHIS	V
13	12:47	RUDNICKE	A
14	12:59	JAMISON (C)	A
15	13:03	IDEUS	V
16	13:47	BUSS	A
17	14:12	KUCHENBROD	V
18	14:50	RASCH	V
19	15:55	FLETCHER (A)	A
20	16:19	FELKNER	V 37
21	16:33	BOSLEY	V 38
22	16:55	M. ELWEE	A 39
23			40
24			41
25			42
26			43
27			44
28			45
29			46
30			47
31			48
32			49
33			50
34			51
35			52
36			53

		V		A	
		Score Box			
1		2	1		
2		3	6		
3		4	10	17	
4		5	11	23	
5		7	12		
6	8	21	40		
7					
8					
9					
10					

30-AUG-97

VARS VS. ALUMNI

NAME	1 MILE	SPLIT	2 MILE	SPLIT	3 MILE	SPLIT	AVG
HALE	5	10					
FORSYER	5	10					
HART	5	10					
HARTZOTT	5	10					
MCDANNALD (M)	5	10					
MCDANNALD (D)	5	10					
HOUCHENS	5	10					
FARMER	5	10					
MATHIS	6	00					
IDEUS	6	10					
YOUNG	6	20					
KUHNLE	6	40					
RASCH	6	30					
ANDERSON							
FELMANN	7	50					
JOHNSON							

SJO VS. CENTENNIAL, SCHLARMAN, OAKWOOD, TUSCOLA

SJO VS CENT, D-S, OAKWOOD, TUSCOLA AT KICKAPOO (3.0/2.0)									
70'S, SUNNY (NICE!)									
4-SEP-97									
NAME	MILE	2 MILE	SPLIT	3 MILE	SPLIT	AVERAGE	POINTS	OLD TOTAL	NEW TOTAL
HALE	5:15	10:41	5:26	15:59	5:18	5:19	4	0	4
HART	5:24	11:06	5:42	16:46	5:40	5:35	4	0	4
MARRIOTT	5:20	11:06	5:46	16:48	5:42	5:36	4	0	4
MCDANNALD,M	5:25	11:18	5:53	17:05	5:47	5:41	4	0	4
FORSHIER	5:19	11:17	5:58	17:13	5:56	5:44	4	0	4
HOUCHENS	5:38	11:33	5:59	17:33	6:00	5:51	4	0	4
MCDANNALD,D	5:33	11:35	6:02	17:37	6:02	5:52	4	0	4
FARMER	6:03	12:44	6:35	19:29	6:45	6:29	2	0	2
MATHIS	6:25	13:25	7:00	20:14	6:49	6:44	1	0	1
YOUNG	6:33	13:31	6:58	20:19	6:48	6:46	1	0	1
IDEUS	6:25	13:27	7:02	20:30	7:03	6:50	1	0	1
KUCHENBROD	6:37	13:46	7:09	20:55	7:09	6:58	1	0	1
RASCH	6:47	14:31	7:44	22:26	7:55	7:28	0	0	0
ANDREWS	8:08	16:40	8:32	25:07	8:27	8:22	0	0	0
FELKNER	8:34	17:18	8:44	25:46	8:28	8:35	0	0	0
BOSLEY	8:23	17:18	8:55	25:53	8:35	8:38	0	0	0
JOHNSTON	8:34	17:47	9:13	27:09	9:22	9:03	0	0	0
TOP 5 SPLIT = 1:14						(1-2 SPLIT = 47 SEC)			
TOP 7 SPLIT = 1:38									
ROBERTS	6:00	12:14	6:14			6:07	4	0	4
FRANZEN	6:19	13:01	6:42			6:30	4	0	4
VAN UITHOVEN	6:25	13:13	6:48			6:36	4	0	4
LEGERNES	6:32	13:30	6:58			6:45	3	0	3
MILLER	6:27	13:33	7:06			6:46	3	0	3
CHANDLER	6:35	13:41	7:06			6:50	3	0	3
FLETCHER	6:35	13:42	7:07			6:51	3	0	3
INGRAM	6:37	14:04	7:27			7:02	3	0	3
SULLIVAN	6:44	14:21	7:37			7:10	3	0	3
KLEIN	6:50	14:23	7:33			7:11	3	0	3
BROWN	7:18	14:56	7:38			7:28	2	0	2
YEAZEL	7:16	15:18	8:02			7:39	1	0	1
BARBEE	7:16	15:21	8:05			7:40	1	0	1
STEARNS	7:30	15:25	7:55			7:42	1	0	1
KING	8:07	16:44	8:37			8:22	1	0	1
VANOUS	7:43	18:27	10:44			9:13	0	0	0
PALMER	10:25	21:48	11:45			10:54	0	0	0
TOP 5 SPLIT = 1:19						(1-2 SPLIT = 47 SEC)			
TOP 7 SPLIT = 1:28									

SJO ONE HOUR RUN

NAME	PLEDGE PER LAP	ADDRESS	PHONE #
ROBERTS	6:00		
FRANZEN	6:19		
CHANDLER	6:35		
ALMATHNER	6:25		
INDEE	6:27		
INGRAM	6:37		
LEONARD	6:32		
WETZEL	6:35		
SILVER	6:44		
KLEIN	6:50		
	7:18		
	7:30		
NEASE	7:16		
SARGE	7:16		
KING	8:07		
JANCO	7:43		
TAMER	10:03		

4-501-77
SJO ONE HOUR RUN

NAME	PLEDGE PER LAP	ADDRESS	PHONE #
HALE	1 15	10 41	
FRESHIER	1 14	11 17	
MARGRETT	5 30	11 06	
MCDANNALD, AL	5 35	11 35	
MELANWASE, D	5 33	11 35	
HART	5 24	11 30	
MORRIS	5 26	11 23	
YOUNG	6 25	11 30	
FAIRMOR	6 03	11 30	
MATHIS	6 00	12 25	
LEWIS	6 28	12 27	
WILLIAMS	6 30	13 50	
RASCH	8 47	14 31	
FISHER	8 30	17 12	
TERRY	8 25	17 30	
WINSTEAD	8 30	17 47	
ANDREWS	8 08	2 10	

Athletic Score Book Co.

CROSS COUNTRY SCORE SHEET

Meet SJO VS. CENT vs. OAK vs. TUS vs. DS Team GALS Course KICKAPOO (2.0)

Weather & Course Condition _____ Course Record _____
 Date 4-SEP-97 Your School Record on Course MARLA MCKINNEY, 12:08 (1991)

TIME: Min. Min. Min. Min. Min. Min. Min. Min. Min.

Place	Time	Name	School
1	12:14	ROBERTS	SJO
2	:41	BROEREN	C
3	:50	RUDOLPHI, A	C
4	:54	KENYON	C
5	13:01	STEVENS	T
6	:01	FRANZEN	SJO
7	:13	VANUITHOVEN	SJO
8	:16	NEWELL	C
9	:23	RUDOLPHI, M	C
10	:30	LEGERNES	SJO
11	:33	MILLER	SJO
12	:37	FERGUSON	C
13	:41	CHANDLER	SJO
14	:42	FLETCHER	SJO
15	:49	ARD	T
16	:59	SLACK	C
17	14:00	ROSS	C
18	:04	INGRAM	SJO
19	:17	REINHART	T
20	:21	SULLIVAN	SJO
21	:22	KARLSTROM	C
22	:23	KLEIN	SJO
23	:35	WETZEL	T
24	:55	O'NEIL	DS
25	:56	BROWN	SJO
26	:59	HEDRINGTON	C
27	15:13	MATTLIN	T
28	:16	DAVIDSON	T
29	:18	YEAZEL	SJO
30	:21	BARBEE	SJO
31	:25	STEARNS	SJO
32	:34	GOGLAN	O
33	:38	TWEDT	O
34	16:05	MIRELL	C
35	:27	MURPHY	C
36	:41	HULLS	O

	SJO	CEN	TUS	OAK
1	1		5	21
2	2		4	23
3	3		3	24
4	4		2	25
5	5		1	26
6	6			27
7	7			28
8	8			29
9	9			30
10	10			31

37	16:44	KING	SJO
38	:50	WELLS	O
39	:57	SNIDER	T
40	17:11	STRZESAK	C
41	:31	THOMPSON	C
42	:32	LIGGETT	O
43	:46	EVANS	O
44	:59	BOEN	O
45	18:10	DALBEY	O
46	:15	RICHTER	O
47	:27	VANDUS	S
48	21:48	PALMER	SJO
49			
50			
51			
52			
53			
54			
55			
56			
57			
58			
59			

SJO CEN
Score Box

Athletic Score Book Co.

CROSS COUNTRY SCORE SHEET

Meet SJO VS. CENT vs. BAN VS. TUS VS. PS Team G-VHS Course KICKAPOO (3.0)

Weather & Course Condition _____ Course Record _____

Date 4-SEP-97 Your School Record on Course BRIAN ALLEN, 15:31 (1992)

TIME: Min. Min. Min. Min. Min. Min. Min. Min.

Place	Time	Name	School
1	15:59	HALE	S
2	59	HANNERS	T
3	16:19	KILLE	D
4	40	WELLS	O
5	46	HART	S
6	48	MARRIOTT	S
7	17:05	McDANNAID	M
8	11	WUEBELTZ	O
9	13	FORSYER	S
10	33	HOUGHENS	S
11	34	STARZMER	C
12	37	McDANNAID	G
13	46	McDANIEL	T
14	18:09	RASO	C
15	12	MAHANNAN	C
16	13	HAR GROVE	D
17	20	KRETZ	C
18	35	GOODWIN	D
19	52	GRAVES	T
20	19:03	WILLS	O
21	05	HELEN	T
22	06	KOCKER	T
23	10	VORRHEES	O
24	14	ANDERSON	T
25	21	VANDENBERG	D
26	29	FARMER	S
27	47	STARMER	O
28	54	GOODWIN	C
29	54	CUNNINGHAM	O
30	20:00	TRULLOCK	C
31	14	MATHIS	S
32	19	TRUGLIA	D
33	19	HAUNZ	S
34	24	HANSEN	C
35	29	QUINN	T
36	30	IDRUS	S

DS	SS	CC	T	T
DS	SS	CC	T	T
3	1	14	2	4
18	5	15	13	8
28	6	17	19	11
31	7	27	21	16
33	9	29	22	20
6	(10)			
7	(12)			
8				
(113)	(28)	(102)	(77)	(51)
10				

54 EVANS
 55 WELLS
 56 ANDREWS
 57 FELKNER
 58 BOSLEY
 59 JOHNSTON

0
 6
 S
 S
 S
 S

35
 46
 53
 27:09

37	55	CUNNINGHAM	O
38	55	KUCHENBROD	S
39	21:00	HULLS	O
40	21:00	BROWN	O
41	21	MERUS	D
42	26	MAHANNAN	C
43	44	LEAHY	O
44	54	LUCAS	T
45	22:26	RASCH	S
46	41	HUGHES	D
47	23:17	LAKE	O
48	22	SAXTON	C
49	29	ELLIOTT	O
50	40	ELLEGOOD	O
51	58	PRIMES	O
52	24:04	REEVES	T
53	30	LIGGETT	D

SJO AT COWCHIP CLASSIC

SJO AT COWCHIP									
80'S, SUNNY, NICE									
6-SEP-97									
NAME	MILE	2 MILE	SPLIT	2.8 MI	SPLIT	AVERAGE	POINTS	OLD TOTAL	NEW TOTAL
HALE	5:04	10:14	5:10	15:07	4:53	5:23	16	4	20
MARRIOTT	5:06	10:30	5:24	15:31	5:01	5:32	16	4	20
FORSHER	5:07	10:25	5:18	15:33	5:08	5:33	16	4	20
HART	5:09	10:29	5:20	15:34	5:05	5:33	16	4	20
MCDANNALD,M	5:16	10:45	5:29	15:43	4:58	5:36	16	4	20
HOUCHENS	5:18	10:42	5:59	16:04	5:22	5:44	16	4	20
MCDANNALD,D	5:19	10:59	5:40	16:17	5:18	5:48	16	4	20
FARMER	5:59	12:08	6:09	17:38	5:30	6:17	6	2	8
YOUNG	6:04	12:09	6:05	17:50	5:41	6:22	5	1	6
MATHIS	6:05	12:21	6:16	18:02	5:41	6:26	5	1	6
IDEUS	6:17	12:41	6:24	18:40	5:59	6:40	4	1	5
RASCH	6:26	13:23	6:57	20:01	6:38	7:08	1	0	1
KUCHENBROD	6:56	14:11	7:15	21:02	6:51	7:30	1	1	2
FELKNER	7:05	14:39	7:34	21:47	7:08	7:46	1	0	1
ANDREWS	8:10	16:18	8:08	23:32	7:14	8:24	1	0	1
BOSLEY	8:04	16:19	8:15	24:03	7:44	8:35	0	0	0
JOHNSTON	8:05	16:19	8:14	25:04	8:45	8:57	0	0	0
TOP 5 SPLIT = 36 SEC 1-2 SPLIT = 24 SEC									
TOP 7 SPLIT = 1:10									
1.85 M									
ROBERTS	5:55	11:33	5:38			6:14	16	4	20
FRANZEN	6:01	11:42	5:41			6:19	16	4	20
VAN UITHOVEN	6:15	11:59	5:44			6:28	16	4	20
CHANDLER	6:23	12:20	5:57			6:40	16	3	19
MILLER	6:20	12:21	6:01			6:40	16	3	19
LEGERNES	6:20	12:28	6:08			6:44	16	3	19
FLETCHER	6:35	12:43	6:08			6:52	16	3	19
INGRAM	6:30	12:50	6:20			6:56	15	3	18
BARBEE	6:58	13:24	6:26			7:14	13	1	14
SULLIVAN	6:39	13:25	6:46			7:15	13	3	16
BROWN	6:57	13:35	6:38			7:20	12	2	14
KLEIN	6:50	13:52	7:02			7:29	8	3	11
YEAZEL	7:08	14:00	6:52			7:34	7	1	8
STEARNS	7:31	14:27	6:56			7:48	6	1	7
KING	7:50	15:10	7:20			8:11	4	1	5
VANOUS	7:46	15:57	8:11			8:37	3	0	3
PALMER	10:05	20:18	10:13			10:58	0	0	0
TOP 5 SPLIT = 48 SEC 1-2 SPLIT = 9 SEC									
TOP 7 SPLIT = 1:10									

1-5-48 Sec
 1-7-48

NAME	1 MILE	SPLIT	2 MILE	SPLIT	3 MILE	SPLIT AVG
INGRAM	6:30			12:50	8	
LEBERNES	6:20			12:28	6	
CHANDLER	6:23			12:20	2	
VAN WITHOVEN	6:15			11:59	2	
MILLER	6:20			12:21	5	
FRANZEN	6:01			11:15	2	
ROBERTS	5:55			11:33	1	
FLETCHER	6:35		2	12:43	7	
SULLIVAN	6:39		10	13:25	10	
KLEIN	6:50		14	13:50	2	
BROWN	6:57		11	13:10		
BARBEE	6:58		9	13:24	7	
YEAZEL	7:08		15	14:15	2	
STEARNS	7:31		20	14:47	14	
KING	7:50		32	15:20	11	
VANOUS	7:46		38	16:00	12	
PALMER	10:05		50	20:15	17	
THI S						
1 2						
2 1						
2 1						
4 1						
1 3						
2 1						
? 2						

6.42

15:32 16:07

16:45

NAME	1 MILE	SPLIT	2 MILE	SPLIT	3 MILE	15.0 SPLIT	AVG
NATE	5:18		10:42		16:05		/
BRAD	5:09		10:29		15:34		/
JOHN	5:06		10:30	5:24	15:31	1:00	5:10
							/
							/
							/
TH	SS						/
2	1						/
2	1						/
2	1						/
2	1						/
4	1						/
	2						/
FARMER	5:48						/
YOUNG	6:05						/
MARTIN	6:06						/
DEUS	6:17						/
ED BERNARD	6:56						/
RASCH	6:29						/
ANDREWS	8:10						/
FELKNER	7:05						/
BOSLEY	8:03						/
JOHNSTON	8:04						/

CHRISMAN INV.

VARSIY 7 RACES

RACE NUMBER 1st Runners

	Runners Name	Class	School	Time
1.	Lindsay Newlin	12	GRF	11:21 ✓
2.	Amy Roberts	10	St Joe	:33
3.	Meredith Deters	-	T-Town	:57
4.	Nannah Meharry	9	Unity	12:01
5.	Rachel Schlatter	9	P.C.	:04
6.	Crysta Hildebrand	12	T.H.	:05
7.	Sarah Bosch	12	m-s	:10
8.	Bethi Burke	9	SF	:17
9.	Kathryn Traub	12	Mont	:18
10.	Cassie Bowman	11	Cum	13:03
11.	T. Dust	11	St Ant	:18
12.	Carter	-	PBL	:19
13.	Lu	11	Uni	:20
14.	Darn	12	New	:22
15.	Taylor	9	Chr	:42
16.	Xanders	10	V.G	14:28
17.	Jared	11	Rob	:45
18.	Gaglia	10	Oak	15:16
19.				
20.				
21.				
22.				
23.				
24.				
25.				

CHRISMAN INV.

VARSITY 7 RACES

RACE NUMBER 2nd Runned.

Runners Name	Class	School	Time
1. <u>Kara Franzen</u>	<u>10</u>	<u>St Joe</u>	<u>11:42</u>
2. <u>Lacey Acree</u>	<u>12</u>	<u>T.H.</u>	<u>12:02</u>
3. <u>NiKky Brucker</u>	<u>11</u>	<u>GRF</u>	<u>✓ :06</u>
4. <u>Angela Telhorst</u>	<u>11</u>	<u>M-S</u>	<u>:30</u>
5. <u>Kim Boise</u>	<u>9</u>	<u>Unity</u>	<u>:37</u>
6. <u>Kim Myers</u>	<u>12</u>	<u>S-F</u>	<u>:51</u>
7. <u>Tracy Meyer</u>	<u>11</u>	<u>BT-Town</u>	<u>13:18</u>
8. <u>Madeline Brown</u>	<u>11</u>	<u>Mont</u>	<u>:29</u>
9. <u>Sarah Scott</u>	<u>11</u>	<u>P.C</u>	<u>:38</u>
10. <u>Jennifer Marlatt</u>	<u>10</u>	<u>V.G.</u>	<u>:52</u>
11. <u>Twedt</u>	<u>10</u>	<u>Oak</u>	<u>:57</u>
12. <u>McGee</u>	<u>10</u>	<u>Che</u>	<u>14:06</u>
13. <u>Brothers</u>	<u>12</u>	<u>Uni</u>	<u>:08</u>
14. <u>Nelson</u>	<u>10</u>	<u>Cumb</u>	<u>:14</u>
15. <u>White</u>	<u>10</u>	<u>St Ant</u>	<u>15:22</u>
16. <u>Harber</u>	<u>-</u>	<u>PBL</u>	<u>:38</u>
17.			
18. <u>Neely</u>	<u>DN.F.</u>	<u>Rob.</u>	
19.			
20.			
21.			
22.			
23.			
24.			
25.			

CHRISMAN INV.

VARSIITY 7 RACES

RACE NUMBER 3rd Runners

	Runners Name	Class	School	Time
1.	Lori Davis	10	T.H.	12:12
2.	Naley Lucas	10	S.F.	:14
3.	Marcy Miller	12	St J	:21
4.	Lee Ann Lomax	10	GRF	:49
5.	Shamra Melton	9	M-5	:59
6.	Nicki Stone	11	Rob	13:06
7.	Caetlin Gibson	11	Mont	:07
8.	Melanie Cain	9	Unity	:10
9.	Wendy Dotterer	10	Pr. C.	:19
10.	Jody Dasenbrock	-	T-Town	:22
11.	Och's	11	Newton	:38
12.	Wei	10	Uni	:41
13.	Fourez	12	Oak	14:10
14.	Carnes	10	Che	:23
15.	Overbeck	10	St Ant	:40
16.	Haga	11	Cumb	:42
17.	Diedrick	-	PBL	15:32
18.				
19.				
20.				
21.				
22.				
23.				
24.				
25.				

VARSIY 7 RACES

~~BOYS~~ GIRLS

RACE NUMBER #4 Runners

Runners Name	Class	School	Time
1. Kristi Van hoven	9	St Joe	11:59
2. Sarah McElmuny	12	M-S	12:28
3. Kala Maddox	10	SF	:33
4. Kara Abel	12	T.H	:39
5. Dawna Crowder	11	GRF	13:25
6. Jackie Hille	-	T-Town	:50
7. Heather Wright	12	Rob	14:02
8. Katie Kocher	10	New	:09
9. Amber Clarkston	12	Che	:10
10. Rebecca Tabb	10	Uni	:21
11. J. Bahler	12	PC	:33
12. M. Mynicks	12	Mont	:37
13. M. Caldwell	10	St. Ant	:51
14. S. Huls	11	Oak	15:22
15. A. Long	9	Cumb	:25
16. R. Foster		PBL	16:14
17.		KG	
18.			
19.			
20.			
21.			
22.			
23.			
24.			
25.			

CHRISMAN INV.

VARSIITY 7 RACES

RACE NUMBER 5TH Runned.

Runners Name	Class	School	Time
1. <u>Kristin Chandler</u>	<u>9</u>	<u>St Joe</u>	<u>12:20</u>
2. <u>Rachel Seger</u>	<u>12</u>	<u>T. H.</u>	<u>:43</u>
3. <u>Candice Maddox</u>	<u>12</u>	<u>S-F</u>	<u>13:16</u>
4. <u>Christine Severin</u>	<u>9</u>	<u>Mont</u>	<u>:21</u>
5. <u>Ariel Zodhiates</u>	<u>10</u>	<u>UNIF.</u>	<u>:28</u>
6. <u>Abby Schlatter</u>	<u>12</u>	<u>Prairie C.</u>	<u>:41</u>
7. <u>Colleen Campion</u>	<u>12</u>	<u>M-S</u>	<u>:42</u>
8. <u>Melissa Horein</u>	<u>12</u>	<u>V G</u>	<u>:43</u>
9. <u>Liz Benton</u>	<u>10</u>	<u>New</u>	<u>:50</u>
10. <u>Amber Hoke</u>	<u>9</u>	<u>Rob.</u>	<u>:59</u>
11. <u>T. Waik</u>		<u>T-Town</u>	<u>14:03</u>
12. <u>J. Tutwiler</u>	<u>9</u>	<u>GRF</u>	<u>:27</u>
13. <u>B. Carnes</u>	<u>12</u>	<u>Chr</u>	<u>:44</u>
14. <u>J. Wells</u>	<u>10</u>	<u>Oak</u>	<u>15:11</u>
15. <u>K. Merkel</u>	<u>10</u>	<u>Rob St Anth</u>	<u>16:36</u>
16. <u>M. Lane</u>	<u>11</u>	<u>Cumb</u>	<u>17:10</u>
17. <u>S. Strzesak</u>	<u>9</u>	<u>PBL</u>	<u>:33</u>
18. <u>F. Alex</u>		<u>St Joe</u>	
19.			
20.			
21.			
22.			
23.			
24.			
25.			

CHRISMAN INV.

VARSITY 7 RACES

RACE NUMBER 6th Runner

	Runners Name	Class	School	Time
1.	Laura Legernes	11	St Joe	12:28
2.	Ceci DeShong	11	T.H.	:46
3.	Jenny Ifft	12	Prair. C.	13:26
4.	Meredith Main	10	Um	:44
5.	Cristen Carper	10	M-S	:52
6.	C. Michl	11	Newton	14:16
7.	N. Albaugh	9	Mant.	:25
8.	K Pruemmer		T-Town	:37
9.	T Gasset	10	Salt-F	:40
10.	S. Sutton	10	Rob	:52
11.	L. Rogers	11	Chr	15:02
12.	A. Evans	11	Oak	:49
13.	N. LaRoe		PBL	:51
14.	K. Niemerg	10	St. Anth.	17:00
15.	K. Pruitt	9	Cumb Village	:21
16.	A. Apgar	9	Villa Grove	:50
17.				
18.				
19.				
20.				
21.				
22.				
23.				
24.				
25.				

CHRISMAN INV.

VARSITY 7 RACES

RACE NUMBER

7th Runners

	Runners Name	Class	School	Time
1.	Emily Nelson	9	T.H. South	12:16
2.	Sarah Ingram	11	St. Joe	12:50
3.	Hether Thomas	11	Monticello	13:43
4.	Tory De Pew	4	University	:49
5.	Kari Heady	10	Newton	:59
6.	Anna Smith	10	Prairie C.	14:00
7.	Renee Sinow	10	m-5	:12
8.	Tammy Mikeworth	10	Robinson	:18
9.	Emily Bonwell	9	Chrisman	:30
10.	Sarah Koedl		T-Town	15:14
11.	Audrey Cler	10	Ulla Grove	:57
12.	Josie McCabe		PBL	16:05
13.	Brandi Boen	11	Oakwood	:10
14.	Monica Warner	9	Salt Fork	:51
15.	Holly Mitchell	10	St. Anthony	19:00
16.				
17.				
18.				
19.				
20.				
21.				
22.				
23.				
24.				
25.				

VARSIITY 7 RACES

Boys

RACE NUMBER #1 Runners.

Runners Name	Class	School	Time
1. Kyle O'Brien	12	Sch	14:46
2. Ryan Young	11	P.C	:47
3. Josh Mock	11	Mah	15:03
4. Matt Hale	11	St Joe	:07
5. Nathan Stuhlmocker	11	Oak T.H	:43
6. Bryan Wells	12	F.H. Oak	:46
7. Jeff Helfrich	11	Oak Uni.	:48
8. Trevor Hinkle	12	Uni New	16:00
9. Chad Bell	11	New Che	:27
10. Chad Bell Travis Glazieff		Chad PBL	:43
11. Glazieff Cisney	11	PBL Cum	:50
12. Cisney Stephens	12	Cum Rob	17:04
13. Mohr.	11 2	Rob Unity	:06
14. Thompson	12	Unity Cow	:42
15. Rund	11	V.G.	:45
16. Winn	9	G.R.F	18:01
17.			
18.			
19.			
20.			
21.			
22.			
23.			
24.			
25.			

VARSIY 7 RACES

Boys

RACE NUMBER #2 Runners

Runners Name	Class	School	Time
1. Adam Reynolds	12	Uni	15:28
2. John Marriott	11	St Joe	:31
3. Bryan Bittner	11	P.C	:41
4. Ryan Jakowczyk	10	T.H	:52
5. Charley Cramer	10	Rob	16:00
6. Matt Goldstein	10	St Ant	:25
7. Josh Burgess	-	PBL	:28
8. Caleb Stormer	12	Oak	:29
9. Justin Finney	10	Cum	:32
10. Ryan Pittman	12	M-S	:39
11. Rubsam	11	New	17:12
12. Clausen	12	CHR	:36
13. Dunaway	12	Cow	18:42
14. Mike worth	10	V.G.	19:27
15. Ellis	9	GRF	20:12
16.			
17.			
18.			
19.			
20.			
21.			
22.			
23.			
24.			
25.			

VARSIY 7 RACES

Boys

RACE NUMBER # 3 Runner

Runners Name	Class	School	Time
1. Bob Forshier	10	St Joe	15:33
2. Greg Howard	10	Rob	140
3. Jeremiah Wheeler	12	Oak	142
4. Dan Clark	11	P.C	153
5. Randy Lambertus	12	T.H.	16:08
6. Paul Herideen	12	Uni	123
7. Joshua Helton	9	Alt	130
8. Jared Woodcock	9	Unity	134
9. Mark Bierman	10	St. Ant	147
10. Nick Dham	11	New	157
11. Clements	12	M-S	17:02
12. Harris	12	Cum	114
13. Komoser	10	Che	119
14. Richards	10	Cow	150
15. Marquis	-	PBL	18:09
16. Cramer	9	GRF	20:05
17. Happ	9	V.G	22:36
18.			
19.			
20.			
21.			
22.			
23.			
24.			
25.			

CHRISMAN INV.

VARSITY 7 RACES

BOYS

RACE NUMBER

4th Runner

	Runners Name	Class	School	Time
1.	Brad Hart	11	St Joe	15:34
2.	Vic Hildebrand	11	T.H.	:51
3.	Brad Neilwagen	12	Rob	16:22
4.	Charles Terry	10	Uni	:36
5.	James Thompson	11	Unity	:44
6.	Jason Wills	10	Cak	:55
7.	Nick Hatch	12	M-S	:59
8.	Daniel Huddleston	12	Cum	17:10
9.	Tony Butler	12	CHR	:13
10.	Mike Edgar	11	P.C.	:22
11.	M. Wiedman	9	St Ant	:28
12.	B. Goodwin	10	Sch	:40
13.	J. Brown	-	PBL	:58
14.	D. Stuckemyer	12	Cow	18:21
15.	A. Burtch	11	New	19:10
16.	N. Carswell	11	V.G.	23:49
17.				
18.				
19.				
20.				
21.				
22.				
23.				
24.				
25.				

VARSIITY 7 RACES

Boys.

RACE NUMBER #5 Runners

	Runners Name	Class	School	Time
1.	Mike McDannald	11	St Joe	15:43
2.	Noah Gambill	10	T.H	:57
3.	Ryan Tomlinson	10	Rob	16:09
4.	Rob Hargrove	9	Oak	:59
5.	Ryan McCall	10	St Ant	17:00
6.	Aaron Woolever	12	Cum	:16
7.	Nate Mathews	11	Uni	:18
8.	Adam Randinelli	11	P.C.	:27
9.	Alan Tucker	9	Cow	:28
10.	Andy Burwell	12	Unity	:35
11.	J. Burgess		PBL	:43
12.	L. Rogers	10	Chr	18:15
13.	A. Wolf	11	New	:41
14.	C. Fagan	12	M-S	:44
15.	A. Trogtia	9	Sch	19:15
16.	F. Alexander	10	V.G	23:45
17.				
18.				
19.				
20.				
21.				
22.				
23.				
24.				
25.				

VARSIY 7 RACES

Boys

RACE NUMBER

#6 Runners

	Runners Name	Class	School	Time
1.	Nate Mouchens	11	St Joe	16:04
2.	Andy Callahan	10	T.H.	:24.
3.	Andrew Bryant	12	Rob	:55.
4.	Kyle Emkes	9	M-S.	17:07.
5.	John Tellier	12	S-F	:09.
6.	Seth Humrichous	9	Chr	:19.
7.	Erik Wright	10	Uni	:20.
8.	Josh Blade	11	Cumb	:33.
9.	J.T. Vorhees	11	Oak	:37
10.	Luke Yeazel	10	Unity	:39
11.	K. Schachmann	11	New	18:44.
12.	M. Gordon	10	Cow	:48
13.	N. Schaeffe	12	St. Ant.	19:48
14.	C. Aberle	11	P.C.	19:58 20:06
15.	M. Brehm		PBL	20:06
16.	B. Hughes	9	Sch	20:19
17.	J. Elam	9	V.G.	21:14
18.				
19.				
20.				
21.				
22.				
23.				
24.				
25.				

VARSIY 7 RACES *Boys.*

RACE NUMBER # 7 Runners.

	Runners Name	Class	School	Time
1.	<u>Doug Mc Dannald</u>	<u>9</u>	<u>St Joe.</u>	<u>16:17</u>
2.	<u>Brent Boyd</u>	<u>10</u>	<u>T.H. South.</u>	<u>17:00</u>
3.	<u>Joe Shirley</u>	<u>10</u>	<u>Salt Fork</u>	<u>:13</u>
4.	<u>Cory Vandenberg</u>	<u>11</u>	<u>Oakwood</u>	<u>:26</u>
5.	<u>Normozd Gahvari</u>	<u>11</u>	<u>Uni</u>	<u>:29</u>
6.	<u>Russell Meskimen</u>	<u>9</u>	<u>Robinson.</u>	<u>:44</u>
7.	<u>Jeremee Eckhoff</u>	<u>10</u>	<u>Mahomet</u>	<u>:49</u>
8.	<u>Ryan Laker</u>	<u>11</u>	<u>Unity</u>	<u>:57</u>
9.	<u>Gabe Edwards</u>	<u>12</u>	<u>Cumberland</u>	<u>:59</u>
10.	<u>Jim Merlie</u>	<u>12</u>	<u>Sch.</u>	<u>19:17</u>
11.	<u>Shannon Fraily</u>	<u>9</u>	<u>Chrisman</u>	<u>:26</u>
12.	<u>Jake Jones</u>		<u>PBL</u>	<u>:32</u>
13.	<u>Derick Fischer</u>	<u>11</u>	<u>Newton</u>	<u>:48</u>
14.	<u>Stuart Richards</u>	<u>10</u>	<u>Cowden</u>	<u>20:22</u>
15.	<u>David Oprondek</u>	<u>11</u>	<u>Prairie C</u>	<u>:45</u>
16.	<u>Tim Kalvig</u>	<u>9</u>	<u>Villa Grove</u>	<u>23:00</u>
17.	<u>James Wortman</u>	<u>9</u>	<u>St. Anth.</u>	<u>24:35</u>
18.				
19.				
20.				
21.				
22.				
23.				
24.				
25.				

CHRISMAN H.S.

Girls open.

Place	Runner	Class	Sch	Time	Place	Runner	Class	Sch	Time
1	Holly M Kay	11	T.H	12:29	41.	Bonwell	12	Chris	16:23
2	Michelle Fletcher	12	SJ	:43	42	Koritz	12	Uni	:30
3	Mercedes Stringer	9	T.H.	:56	43	Richter	9	Oak	17:12
4	Trish Bahr	9	T.H.	:57	44	Liggett	9	Oak	:28
5	Vivianne Montgrain	10	T.H.	13:12	45	Cler	10	VG	:30
6	Abby Smith	9	PC	13:19	46	Huntee	12	Bis	:34
7	Lita Clark	12	T.H	:22	47	Pratt	10	Unity	18:02
8	Rhonda Sheldrake	-	PBL	:23	48	Ellison	11	Unity	:31
9	Shawna Barbee	9	StJ	:24	49	Loeh	12	VG	19:59
10	Holly Sullivan	10	StJ	:25	50	Palmer	10	SJ	20:18
11	Brown	12	StJ	:35	51				
12	Metzen	9	Bis	:44	52				
13	Jassim	11	Uni	:45	53				
14	Klein	11	StJ	:52	54				
15	Yeazel	9	StJ	14:00	55				
16	Navarro	9	Cow	:04	56				
17	O'Neill	12	Sch	:05	57				
18	Craig	12	M-S	:24	58				
19	Garard	11	PC	:26	59				
20	Strains	11	StJ	:27	60				
21	Lecompte	10	Uni	:28	61				
22	Banning	11	Cow	:33	62				
23	Skorupa	12	Uni	:45	63				
24	Crouch	12	Cow	:49	64				
25	Banning	10	Cow	:50	65				
26	Gordon	12	Cow	:51	66				
27	Light	10	Bis	:58	67				
28	Parkaw	10	Mon	15:05	68				
29	Ballew	10	Rob	:06	69				
30	Blacker	10	Mon	:07	70				
31	Bennett	9	Mon	:08	71				
32	King	12	StJo	:10	72				
33	Gustafson	10	Bis	:11	73				
34	Conlin	12	Rob	:38	74				
35	Baland	10	Mon	:45	75				
36	Dodd		PBL	:48	76				
37	Tucker	11	Cow	:54	77				
38	Various	9	StJ	:57	78				
39	Frisz	11	T.H.	16:06	79				
40	Dalby			:14	80				

CHRISTMAN High School Boys open.

Place	Runner	Class	Sch	Time	Place	Runner	Class	Sch	Time
1	Paul Gilbert	11	TH	16:46	41.	Briggs	10	AO	:38
2	Jerome Scheidter	10	TH	:59	42	Laue	10	Cum	:40
3	Brian McKentie	10	TH	17:14	43	Decker	9	TH	:41
4	Chris Puttmann	10	TH	:19	44	Beals	9	Chris	:50
5	Jonathan Corey	9	TH	:27	45	Peters	11	Cum	:53
6	Dustin Henderson	9	Cum	:37	46	Dawson	11	Rob	:54
7	Chris Farmer	11	SJ	:38	47	Bilyew	12	TH	:55
8	Jason Reece	9	TH	:39	48	Lake	10	Oak	:56
9	Justin Strom	10	Mah	:47	49	Dodson	11	New	:57
10	Kyle Young	9	SJO	:50	50	Reynolds	9	TH	:58
11	Fearday		ITown	:56	51	Bull		PBL	:59
12	Nebel	11	Cum	18:00	52	Traylor	10	Rob	20:00
13	Mathis	11	SJO	:02	53	Rusch	9	SJO	:01
14	Hausman	9	Unity	:03	54	Deller	9	Unity	:06
15	Pounds	12	TH	:04	55	Burns	10	BH	:08
16	Wingler	9	TH	:30	56	Cunningham	10	Oak	:09
17	Klingler	12	New	:37	57	Bland	9	TH	4:16
18	Alexander	9	Mont	:39	58	Morris	9	TH	:18
19	Idcus	11	STJO	:40	59	Gentry	9	Cum	:26
20	Laurent	11	Unity	:43	60	Fearday	9	ITown	:27
21	Meyer		ITown	:45	61	Cunningham	10	Oak	:28
22	Littlejohn	11	Rob	:46	62	Hicks	11	Cow	:29
23	Hals	10	Oak	:56	63	Ambrose	12	Uni	:30
24	Daily	12	Chris	:57	64	Neiwald		PBL	:31
25	Miller	11	Rob	:58	65	Dix	11	Rob	:32
26	Stormer	10	Oak	:59	66	Ellegood	10	Oak	:33
27	Pruett	12	Cum	19:03	67	Pillenger	9	TH	:34
28	Bezy	10	Mont	:10	68	Deakin	10	Unity	:38
29	Antonini	9	BH	:13	69	Elliott	11	Oak	21:01
30	Toney	9	TH	:16	70	Kuchenbrod	9	SJO	:02
31	Culver	11	Rob	:17	71	Mathy	9	Unity	:05
32	Leahy	11	Oak	:18	72	Pope	9	Cow	:09
33	Baeker	11	Cum	:19	73	Tucker	11	Cow	:10
34	Ragheb	9	Uni	:20	74	Conner	9	Cum	:15
35	Sefranek	12	Uni	:23	75	McCormick	10	Rob	:24
36	Hassler	9	TH	:29	76	Woodbury	9	Uni	:26
37	Shallenbarger	9	Cow	:33	77	Williamson	12	Rob	:30
38	Cole	10	TH	:34	78	Grimes	10	Oak	:39
39	Martin	10	Chris	:36	79	Brown	11	Oak	:42
40	Scott	9	Cum	:37	80	Lungs	10	Uni	:43

Place	Runner	Class	Sch	Time	Place	Runner	Class	Sch	Time
81	Falkner	9	SJO	21:47	121				:
82	Madden	12	BH	:49	122				:
83	Winn	10	New	:53	123				:
84	Evans	9	Oak	:54	124				:
85	Chesnut	9	Unity	:56	125				:
86	Ferguson	11	Kow	22:16	126				:
87	Jacobi	10	Mah	:35	127				:
88	Kocher	10	Unity	:40	128				:
89	Conrad	9	Unity	:42	129				:
90	Wells	9	Oak	:54	130				:
91	Pearson	9	BH	:55	131				:
92	Kunz	11	PC	23:19	132				:
93	Gahrari	9	Uni	:20	133				:
94	Brooths	11	New	:22	134				:
95	Loggett	11	Oak	:25	135				:
96	Andrews	9	SJO	:32	136				:
97	Snipes		PBL	:38	137				:
98	Sikoriski	12	Rob	:52	138				:
99	Bosley	9	SJO	24:03	139				:
100	Jobston	9	SJO	25:04	140				:
101	David	9	TH	26:02	141				:
102	Yang	10	Uni	30:01	142				:
103				:	143				:
104				:	144				:
105				:	145				:
106				:	146				:
107				:	147				:
108				:	148				:
109				:	149				:
110				:	150				:
111				:	151				:
112				:	152				:
113				:	153				:
114				:	154				:
115				:	155				:
116				:	156				:
117				:	157				:
118				:	158				:
119				:	159				:
120				:	160				:

CHRISMAN HIGH SCHOOL

WELCOMES

RUNNERS AND FANS TO THE 16TH ANNUAL

CHRISMAN COW CHIP CLASSIC



SATURDAY, SEPTEMBER 6, 1997

9:00 A.M.

1997 CHRISMAN COW CHIP CLASSIC OFFICIALS

Meet Director	Mitch Beals, X-C Coach
Asst. Meet Director	Dave Chandler
Athletic Director	Terry Furnish
Starter	Don Hackler
Timers	Mike Wyatt Ken Brooks
Scorers	Dave Chandler Nanette Beals Shelley Good Charlee Wyatt
Crowd Control	Jerry Cockcroft, Principal Roger Beals
Chute Supervisor	Jeff Beals
Chute Workers	CHS Cheerleaders & Students
Water Distributors	Paige Brooks & Family
Awards Presentation	Terry Furnish, A.D.
Concessions	CHS Athletic Booster Club
T-Shirts/Sweatshirts	CHS Cheerleaders

WELCOME TO THE COW CHIP CLASSIC!

On behalf of Chrisman High School and the Cross Country team, we welcome all runners, coaches, officials, helpers, fans, and parents.

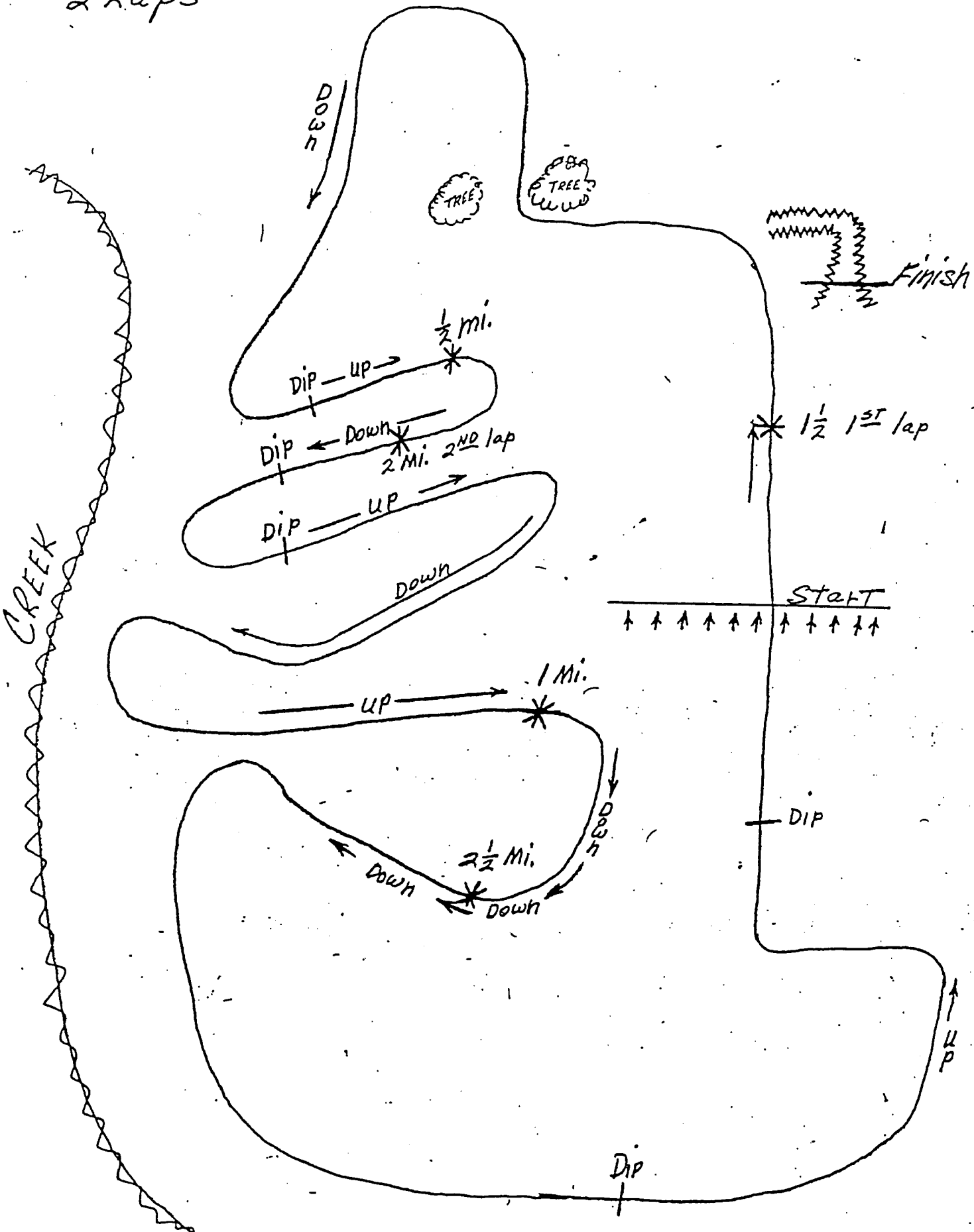
All runners will start at the starting line, located just inside the entrance gate to the pasture; and will finish in the northeast corner of the course (see enclosed maps).

We hope everyone will enjoy the meet and we welcome you to join in the awards presentation, in the Chrisman Gymnasium, immediately following the boys open race.

Good luck to all!

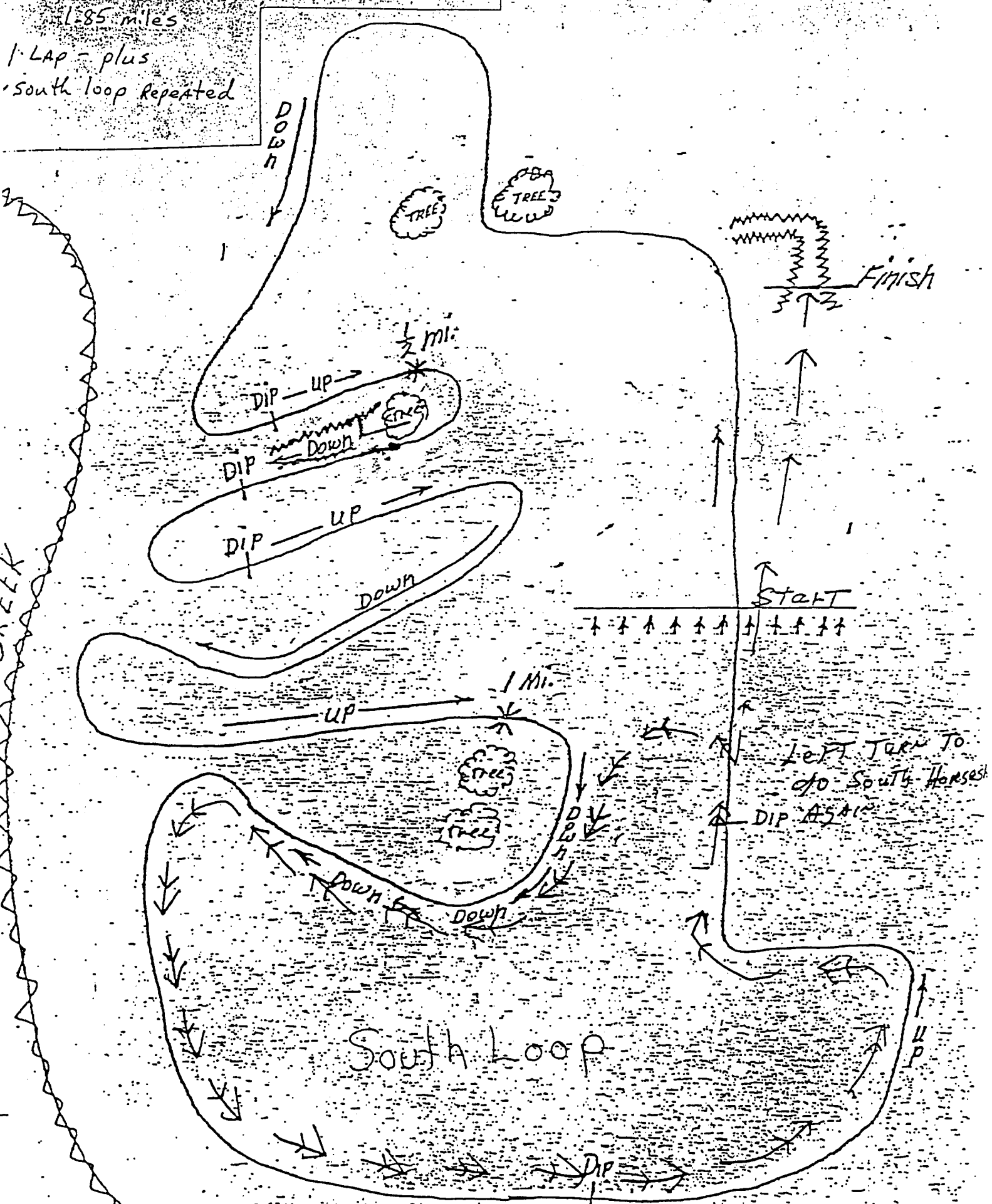
Boys Race
Chrisman 3.0 Miles
2 Laps

North ↑



Cow Chip Course
Girls Race
1.85 miles
1 Lap - plus
south loop repeated

North ↑



1997 CHRISMAN COW CHIP CLASSIC
ORDER OF EVENTS

(first race begins at 9:00 a.m.)

7 Runners - Boys and Girls

6 Runners - Boys and Girls

5 Runners - Boys and Girls

4 Runners - Boys and Girls

3 Runners - Boys and Girls

2 Runners - Boys and Girls

1 Runners - Boys and Girls

(flighted races will start approximately every 12 min.)

Girls Open Race

Boys Open Race

Awards Presentation in H.S. Gymnasium

1997 CHRISMAN COW CHIP CLASSIC
PARTICIPATING SCHOOLS

Argenta

Bismarck

Chrisman

Cowden

Cumberland

Georgetown

Mahomet

Monticello

Newton

Oakwood

Paxton-Buckley-Loda

Prairie Central

Salt Fork

Schlarman

Terre Haute South

Teutopolis

St. Anthony

St. Joe

Unity

Urbana University High

Villa Grove

BOYS PAST TEAM CHAMPIONS

<u>YEAR</u>	<u>BOYS TEAM CHAMPIONS</u>	<u>PTS</u>	<u>RUNNER-UP</u>	<u>PTS</u>
1982	Oakwood	14	St. Joe	25
1983	Urbana University	15	Chrisman	23
1984	Chrisman	17	Cumberland	18
1985	Streator Woodland	14	Cumberland	29
1986	Chrisman	18	Cumberland	29
1987	Mahomet	17	Chrisman	36
1988	Chrisman	16	Shelbyville	19
1989	Chrisman	19	St. Joe	39
1990	Georgetown	21	Chrisman	25
1991	St. Joe	9	Chrisman	27
1992	Georgetown	14	St. Joe	15
1993	St. Joe	19	Chrisman	21
1994	Terre Haute South	17	St. Joe	18
1995	University	14	Mahomet	28
1996	Terre Haute South	15	University	22

BOYS FLIGHTED INDIVIDUAL WINNERS

NO. 1 RUNNER

1982	Lane Holbert	Sr.	Chrisman	15:32
1983	Brian Oakley	Jr.	Cumberland	15:30
1984	Troy Maddux	Jr.	Woodland	14:29
1985	Troy Maddux	Sr.	Woodland	14:03
1986	Scott Maddux	Jr.	Woodland	15:06
1987	Doug Light	Sr.	Cumberland	15:35
1988	Jeremy Skinner	Jr.	Shelbyville	14:54
1989	Jeremy Skinner	Sr.	Shelbyville	15:03
1990	Barry Pearman	So.	Georgetown	15:14
1991	Barry Pearman	Jr.	Georgetown	15:07
1992	John Jess	Sr.	Arthur	14:40
1993	Jason McKinney	Sr.	Georgetown	15:12
1994	Rob Waltz	Sr.	Chrisman	15:00
1995	Jon Jamison	Sr.	St. Joe	14:48
1996	Ryan Young	So.	Prairie Central	15:02

Boys Flighted Individual Winners, cont'd.

NO. 2 RUNNER

1982	Neil Mathis	Jr.	Mahomet	16:07
1983	Neil Mathis	Sr.	Mahomet	16:02
1984	Karl Welke	Sr.	Mahomet	15:28
1985	Scott Maddux	So.	Woodland	15:43
1986	Ed Simpson	Sr.	Woodland	16:10
1987	Jeff Trask	So.	Oakwood	16:09
1988	Chris Hammond	Sr.	Shelbyville	15:44
1989	Brian Easter	Sr.	Mahomet	15:56
1990	Dusty Michaels	Jr.	Chrisman	16:03
1991	Rich Walden	Jr.	St. Joe	15:21
1992	Brian Allen	Sr.	St. Joe	15:02
1993	Chad Veenstra	So.	Robinson	16:03
1994	Ryan Hendrix	Sr.	T.H. South	15:26
1995	Damian Marshall	Sr.	University	15:13
1996	Adam Reynolds	Jr.	University	15:41

NO. 3 RUNNER

1982	Chris Perry		Mahomet	16:24
1983	Herburt Schonken		University	16:24
1984	Zack Ettelbrick	Sr.	Cumberland	16:07
1985	Ed Simpson	Jr.	Woodland	15:55
1986	J. D. Nimrick	Sr.	Georgetown	16:26
1987	Jeff Jankowski	Jr.	Mahomet	16:37
1988	Lee Waltz	Sr.	Chrisman	16:02
1989	Dusty Michaels	So.	Chrisman	16:15
1990	Donnie Griffith	Sr.	Chrisman	16:25
1991	Nick Smith	Sr.	St. Joe	15:46
1992	Jason McKinny	Jr.	Georgetown	15:16
1993	Brian Deaton	Jr.	Argenta	15:59
1994	Corey Plotner	Sr.	St. Joe	15:20
1995	Chad Avery	Sr.	Mahomet	15:34
1996	Andrew Medendorp	Sr.	University	15:34

Boys Flighted Individual Winners, cont'd.

NO. 4 RUNNER

1982	Don Downs		Oakwood	16:51
1983	Peter Vanes		University	17:07
1984	Tom Leslie	Sr.	University	16:07
1985	Eric Russon	Sr.	Woodland	16:17
1986	Mike Schingal	Sr.	Westville	17:00
1987	Dan Nielsen	Fr.	Mahomet	16:05
1988	Brian Spicer	Jr.	Chrisman	16:10
1989	Brian Spicer	Sr.	Chrisman	16:38
1990	Nate Buss	Jr.	St. Joe	17:12
1991	Andy Ingram	Sr.	St. Joe	16:19
1992	Scott Weidner	Jr.	St. Joe	16:02
1993	Scott Dewitt	Fr.	Mahomet	16:05
1994	David Tingley	Jr.	Chrisman	15:53
1995	Chris Gorsk	Sr.	University	16:01
1996	Josh Mock	So.	Mahomet	15:37

NO. 5 RUNNER

1982	Van Lewsader		Oakwood	17:05
1983	Rich Williams		University	16:54
1984	Brian Paul	So.	Cumberland	16:29
1985	Tim Rackley	Sr.	Paxton	17:16
1986	Ken Bland	Jr.	Chrisman	16:56
1987	Lee Waltz	Jr.	Chrisman	16:11
1988	Bill Harvey	Jr.	Chrisman	16:12
1989	Donnie Griffith	Jr.	Chrisman	16:51
1990	Ron Jacobs	So.	Shelbyville	17:31
1991	Joel Kary	So.	St. Joe	16:08
1992	John Rice	Sr.	Georgetown	16:00
1993	Adam Marriott	Fr.	St. Joe	16:14
1994	Ben Rogers	Fr.	Chrisman	15:45
1995	Adam Reynolds	So.	University	15:40
1996	Jesse Saveig	Sr.	Mahomet	15:54

Boys Flighted Individual Winners, cont'd.

NO. 6 RUNNER

1982	Kevin Calhoun		Oakwood	17:17
1983	Mike Blossom		University	17:23
1984	Steve Redman	Sr.	Chrisman	17:24
1985	Layne Sutherland	Jr.	Cumberland	17:35
1986	Marc Holbert	Fr.	Chrisman	17:20
1987	Jason Lasater	Fr.	Mahomet	17:09
1988	Chad Beals	Fr.	Chrisman	15:52
1989	William Huffaker	So.	Chrisman	17:03
1990	Chris Poe	Sr.	St. Anthony	17:13
1991	Melvin Goodman	Sr.	St. Joe	15:50
1992	Jimmy McDannald	So.	St. Joe	16:11
1993	Scott Mangers	Jr.	St. Joe	16:45
1994	Ryan Isaacs	So.	T.H. South	16:12
1995	Andrew Medendore	Jr.	University	16:16
1996	Nathan Stuhlmacher	So.	T.H. South	16:20

NO. 7 RUNNER

1982	Tim Lee		Oakwood	17:24
1983	Tracy Jones		University	18:03
1984	David Johnson	Jr.	University	17:01
1985	Craig Hadden	Sr.	Paxton	17:19
1986	Brent Hadden	Fr.	Paxton	17:18
1987	Brian Easter	So.	Mahomet	17:03
1988	Dusty Michaels	Fr.	Chrisman	16:41
1989	Rick Walden	Fr.	St. Joe	17:14
1990	Jamie Pasquale	Fr.	Georgetown	17:42
1991	Tim Mies	Sr.	St. Joe	16:31
1992	David Tingley	Fr.	Chrisman	16:48
1993	Jon Jamison	So.	St. Joe	16:24
1994	Matt Butrum	Sr.	T.H. South	16:35
1995	Jesse Schweig	Jr.	Mahomet	16:19
1996	Joshua Campbell	Sr.	T.H. South	16:27

GIRLS TEAM PAST CHAMPIONS

<u>YEAR</u>	<u>GIRLS TEAM CHAMPIONS</u>	<u>PTS</u>	<u>RUNNER-UP</u>	<u>PTS</u>
1993	Mahomet	27	Paxton	57
1994	Mahomet	35	University	41
1985	Mahomet	54	University	61
1986	Mahomet	30	University	54
1987	University	55	Unity	69
1988	Chrisman	53	Unity	60
1989	Chrisman	42	Unity	52
1990	St. Joe	51	Unity	73
1991	University	58	Unity	101
1992	Argenta	47	Unity	90
1993	Terre Haute South	47	University	84
1994*	Terre Haute South	8	Mahomet	18
1995	St. Joe	17	Monticello	27
1996	St. Joe	11	Mahomet	23

*1994 was the 1st year girls ran in flights

GIRLS TOP SEVEN TIMES

(each year)

1983	1) Leanna McClure	So.	Paxton	12:20
	2) Terri Stewart		Unity	12:43
	3) Karen Welke	Fr.	Mahomet	12:49
	4) Mary Seal	Fr.	Mahomet	13:02
	5) Beth Schriefer		Mahomet	13:08
	6) Pam Beals	Fr.	Chrisman	13:15
	7) Cyd Vest		Mahomet	13:18
1984	1) Ella Schoenberg	Sr.	University	12:15
	2) Connie Bierman	Jr.	T-Town	12:19
	3) Karen Welke	So.	Mahomet	12:29
	4) Leanna McClure	Jr.	Paxton	12:33
	5) Pam Beals	So.	Chrisman	12:44
	6) Melissa Cox	So.	Mahomet	12:50
	7) Jane Schumacher	Sr.	T-Town	12:58
1985	1) Lora Tylka	Jr.	Cumberland	12:30
	2) Karen Welke	Jr.	Mahomet	12:31
	3) Kim Clausing	Jr.	University	12:36
	4) Connie Bierman	Sr.	T-Town	12:42
	5) Amanda Young	So.	University	12:47
	6) Mary Seal	Jr.	Mahomet	12:48
	7) Leanna McClure	Sr.	Paxton	12:55

Girls Top Seven Times, cont'd.

1986	1) Karen Welke	Sr.	Mahomet	12:29
	2) Mary Seal	Sr.	Mahomet	12:50
	3) Kathy Morris	Fr.	Chrisman	12:58
	4) Lora Tylka	Sr.	Cumberland	13:00
	5) Melissa Cox	Sr.	Mahomet	13:06
	6) Karen Morris	Fr.	Chrisman	13:07
	7) Kathlean Liu		University	13:12
1987	1) Ashley Wright	Fr.	St. Joe	12:41
	2) Laura Batsie	Jr.	Mahomet	13:05
	3) Jessica Mills	Fr.	Georgetown	13:06
	4) Karen Morris	So.	Chrisman	13:19
	5) Tamar Shapiro	Jr.	University	13:22
	6) Sue Meyer	Sr.	Paxton	13:34
	7) Jennifer Johnson	Jr.	Cumberland	13:44
1988	1) Ashley Wright	So.	St. Joe	12:12
	2) Brooke Roberts	Jr.	Shelbyville	12:33
	3) Karen Morris	Jr.	Chrisman	12:34
	4) Tyson Huang	So.	University	12:39
	5) Kathy Morris	Jr.	Chrisman	12:46
	6) Laura Batsie	Sr.	Mahomet	12:49
	7) Jennifer Johnson	Sr.	Cumberland	13:02
1989	1) Brooke Roberts	Sr.	Shelbyville	12:13
	2) Karen Morris	Sr.	Chrisman	12:38
	3) Kathy Morris	Sr.	Chrisman	12:44
	4) Sonja O'Neil	Sr.	Unity	12:51
	5) Courtney Porter	Sr.	Chrisman	12:57
	6) Marla McKinney	So.	St. Joe	13:05
	7) Ashley Wright	Jr.	St. Joe	13:10
1990	1) Karen Bloch	So.	Argenta	12:17
	2) Karen Wamsley	Sr.	Unity	12:33
	3) Ashley Wright	Sr.	St. Joe	12:43
	4) Marla McKinney	Jr.	St. Joe	12:57
	5) Beth Rudnicke	So.	St. Joe	13:13
	6) Tyson Huang	Sr.	University	13:21
	7) Jessica Mills	Sr.	Georgetown	13:43
1991	1) Karen Bloch	Jr.	Argenta	11:59
	2) Karla Godwin	Jr.	Herscher	12:15
	3) Jenny Kohl	Sr.	Herscher	12:38
	4) Laurel Herendeen	So.	University	12:41
	5) Amy Parker	Sr.	University	12:50
	6) Marla McKinney	Sr.	St. Joe	12:55
	7) Erin Fuller	Sr.	St. Joe	12:56

Girls Top Seven Times, cont'd.

1992	1) Laurel Herendeen	Jr.	University	12:07
	2) Sarah Elliff	Jr.	Argenta	12:20
	3) Beth Rudnicke	Sr.	St. Joe	12:26
	4) Karen Bloch	Sr.	Argenta	12:48
	5) Paula Riordan	Jr.	Herscher	12:53
	6) Maria Herren	Fr.	Argenta	12:54
	7) Karla Godwin	Sr.	Herscher	12:55
1993	1) Sheila Morris	So.	Maroa	12:30
	2) Maria Herber	So.	Argenta	12:36
	3) Angi Decker	Sr.	T. H. South	12:39
	4) Alicia Mitchell	So.	T. H. South	12:49
	5) Sarah Elliff	Sr.	Argenta	12:56
	6) Jenna Abel	Fr.	T. H. South	13:06
	7) Laurel Herendeen	Sr.	University	13:11

GIRLS FLIGHTED INDIVIDUAL WINNERS

(1994 was the 1st year for girls flighted races)

NO. 1 RUNNER

1994	Alicia Mitchell	Jr.	T. H. South	11:21
1995	Nikki Brucker	Fr.	Georgetown	11:12
1996	Lindsay Newlin	Jr.	Georgetown	11:44

NO. 2 RUNNER

1994	Gretchen Ridge	Sr.	T. H. South	11:45
1995	Lindsay Newlin	So.	Georgetown	12:06
1996	Sarah Bobsin	Jr.	Mahomet	12:25

NO. 3 RUNNER

1994	Jenna Abel	So.	T. H. South	11:54
1995	Marcy Miller	So.	St. Joe	12:44
1996	Kala Maddox	Fr.	Saltfork	12:23

NO. 4 RUNNER

1994	Jamie Leverich	Jr.	Mahomet	12:35
1995	Jessica Nichols	Sr.	St. Joe	12:31
1996	Laura Legarnes	So.	St. Joe	12:42

NO. 5 RUNNER

1994	Julie Gillespie	Fr.	T. H. South	12:21
1995	Michelle Nix	Fr.	St. Joe	12:51
1996	Lori Davis	Fr.	T. H. South	12:25

NO. 6 RUNNER

1994	Colleen DeShong	Jr.	T. H. South	12:43
1995	Carly Brown	So.	St. Joe	13:09
1996	Carly Brown	Jr.	St. Joe	13:03

NO. 7 RUNNER

1994	Kara Abel	Fr.	T. H. South	12:48
1995	Emily Geissal	So.	Monticello	13:12
1996	Kara Frahzen	Fr.	St. Joe	12:40

CHRISMAN COW CHIP CLASSIC RECORD HOLDERS
THRU 1996

BOYS JV OPEN - 3 MILES

J. D. Maddox (Jr.) St. Joe 16:25 1991

RACE BOYS VARSITY - 3 MILES

#1	Troy Madduz (Sr.)	Woodland	14:03	1985
#2	Brian Allen (Sr.)	St. Joe	15:02	1992
#3	Jason McKinny (Jr.)	Georgetown	15:16	1992
#4	Josh Mock (So.)	Mahomet	15:37	1996
#5	Adam Reynolds (So.)	University	15:40	1995
#6	Melvin Goodman (Sr.)	St. Joe	15:50	1991
#7	Jesse Schweig (Jr.)	Mahomet	16:19	1995

BOYS VARSITY TEAM SCORE RECORD

St. Joe 9 points 1991

GIRLS JV OPEN - 1.85 MILES

Lacey Acree (Fr. T. H. South 12:38 1994

RACE GIRLS VARSITY - 1.85 MILES

#1	Nikki Brucker (Fr.)	Georgetown	11:12	1995
#2	Gretchen Ridge (Sr.)	T. H. South	11:45	1994
#3	Jenna Abel (So.)	T. H. South	11:54	1994
#4	Jessica Nichols (Sr.)	St. Joe	12:31	1995
#5	Julie Gillespie (Fr.)	T. H. South	12:21	1994
#6	Colleen DeShong (Jr.)	T. H. South	12:43	1994
#7	Kara Franzen (Fr.)	St. Joe	12:40	1996

GIRLS VARSITY TEAM SCORE RECORD

Terre Haute South 8 points 1994

SJO VS. CHRISMAN/DANVILLE-SCHLARMAN

SJO VS CHRISMAN/D-S AT KICKAPOO (3.0/2.0)										
70'S, OVERCAST, HUMID										
9-SEP-97										
NAME	MILE	2 MILE	SPLIT	3 MILE	SPLIT	AVERAGE	POINTS	OLD TOTAL	NEW TOTAL	
HALE	5:25	10:52	5:27	16:19	5:27	5:26	2	20	22	
HART	5:28	11:23	5:55	17:29	6:06	5:49	2	20	22	
MARRIOTT	5:25	11:31	6:06	17:42	6:11	5:54	2	20	22	
FORSHIER	5:47	11:59	6:12	17:47	5:48	5:55	2	20	22	
HOUCHENS	5:47	11:59	6:12	17:53	5:54	5:57	2	20	22	
MCDANNALD,D	5:47	11:59	6:12	18:00	6:01	6:00	2	20	22	
MCDANNALD,M	5:47	12:03	6:16	18:36	6:33	6:12	2	20	22	
MATHIS	6:16	13:09	6:53	19:32	6:23	6:30	1	6	7	
YOUNG	6:40	13:49	7:09	20:40	6:51	6:53	1	6	7	
FARMER	6:53	14:01	7:08	21:06	7:05	7:02	1	8	9	
KUCHENBROD	5:47	13:57	8:10	21:08	7:11	7:02	1	2	3	
RASCH	6:40	14:08	7:28	21:19	7:11	7:06	0	1	1	
FELKNER	7:48	16:38	8:50	25:05	8:27	8:22	0	1	1	
BOSLEY	7:48	16:38	8:50	25:06	8:28	8:22	0	0	0	
ANDREWS	8:41	18:34	9:53	28:12	9:38	9:24	0	1	1	
TOP 5 SPLIT = 1:34										
TOP 7 SPLIT = 2:17										
ROBERTS	6:00	12:18	6:18			6:09	1	20	21	
VAN UITHOVEN	6:26	12:58	6:32			6:29	1	20	21	
FRANZEN	6:26	13:00	6:34			6:30	1	20	21	
MILLER	6:30	13:26	6:56			6:43	1	19	20	
CHANDLER	6:33	13:35	7:02			6:47	1	19	20	
LEGERNES	6:30	13:52	7:22			6:56	1	19	20	
FLETCHER	6:39	14:02	7:23			7:01	1	19	20	
KLEIN	6:39	14:12	7:33			7:06	1	11	12	
INGRAM	6:39	14:31	7:52			7:15	1	18	19	
SULLIVAN	6:53	14:45	7:52			7:22	1	16	17	
BROWN	7:17	14:52	7:35			7:26	1	14	15	
BARBEE	7:21	14:54	7:33			7:27	1	14	15	
YEAZEL	7:21	15:08	7:47			7:34	1	8	9	
STEARNS	7:30	15:23	7:53			7:41	1	7	8	
KING	8:19	17:14	8:55			8:37	0	5	5	
VANOUS	???	18:10	?			9:05	0	3	3	
PALMER	10:55	23:05	12:10			11:32	0	0	0	
TOP 5 SPLIT = 1:17										
TOP 7 SPLIT = 1:44										

Athletic Score Book Co.

CROSS COUNTRY SCORE SHEET

Meet SJO VS. D-S vs. CHRISMAN Team GIRLS Course KICKAPOO (2.0)
 Weather & Course Condition _____ Course Record _____
 Date 9-SEP-97 Your School Record on Course 12:08 (M. M. KINNEY, 1991)

Min.	Min.	Min.	Min.	Min.	Min.	Min.	Min.	Min.
00	00	00	00	00	00	00	00	00
1	1	1	1	1	1	1	1	1
2	2	2	2	2	2	2	2	2
3	3	3	3	3	3	3	3	3
4	4	4	4	4	4	4	4	4
5	5	5	5	5	5	5	5	5
6	6	6	6	6	6	6	6	6
7	7	7	7	7	7	7	7	7
8	8	8	8	8	8	8	8	8
9	9	9	9	9	9	9	9	9
10	10	10	10	10	10	10	10	10
11	11	11	11	11	11	11	11	11
12	12	12	12	12	12	12	12	12
13	13	13	13	13	13	13	13	13
14	14	14	14	14	14	14	14	14
15	15	15	15	15	15	15	15	15
16	16	16	16	16	16	16	16	16
17	17	17	17	17	17	17	17	17
18	18	18	18	18	18	18	18	18
19	19	19	19	19	19	19	19	19
20	20	20	20	20	20	20	20	20
21	21	21	21	21	21	21	21	21
22	22	22	22	22	22	22	22	22
23	23	23	23	23	23	23	23	23
24	24	24	24	24	24	24	24	24
25	25	25	25	25	25	25	25	25
26	26	26	26	26	26	26	26	26
27	27	27	27	27	27	27	27	27
28	28	28	28	28	28	28	28	28
29	29	29	29	29	29	29	29	29
30	30	30	30	30	30	30	30	30
31	31	31	31	31	31	31	31	31
32	32	32	32	32	32	32	32	32
33	33	33	33	33	33	33	33	33
34	34	34	34	34	34	34	34	34
35	35	35	35	35	35	35	35	35
36	36	36	36	36	36	36	36	36
37	37	37	37	37	37	37	37	37
38	38	38	38	38	38	38	38	38
39	39	39	39	39	39	39	39	39
40	40	40	40	40	40	40	40	40
41	41	41	41	41	41	41	41	41
42	42	42	42	42	42	42	42	42
43	43	43	43	43	43	43	43	43
44	44	44	44	44	44	44	44	44
45	45	45	45	45	45	45	45	45
46	46	46	46	46	46	46	46	46
47	47	47	47	47	47	47	47	47
48	48	48	48	48	48	48	48	48
49	49	49	49	49	49	49	49	49
50	50	50	50	50	50	50	50	50
51	51	51	51	51	51	51	51	51
52	52	52	52	52	52	52	52	52
53	53	53	53	53	53	53	53	53
54	54	54	54	54	54	54	54	54
55	55	55	55	55	55	55	55	55
56	56	56	56	56	56	56	56	56
57	57	57	57	57	57	57	57	57
58	58	58	58	58	58	58	58	58
59	59	59	59	59	59	59	59	59

Place	Time	Name	School
1	12:18	Roberts	SJO
2	12:58	Van Dithoven	SJO
3	13:00	Franzen	SJO
4	26	Miller	SJO
5	35	Chandler	SJO
6	52	Klein Legernes	SJO
7	14:02	Fletcher	SJO
8	12	Klein	SJO
9	31	Ingram	SJO
10	45	Sullivan	SJO
11	52	Brown	SJO
12	54	Barbee	SJO
13	15:08	Taylor	CHS
14	08	Yeazel	SJO
15	23	Stearns	SJO
16	36	Clarkston	CHS
17	50	B. Carnes	CHS
18	54	Mcgee	CHS
19	16:05	Carnes	CHS
20	21	Rogers	CHS
21	44	Bonwell	CHS
22	17:14	King	SJO
23	18:10	Vanous	SJO
24	23:05	Palmer	SJO
25			
26			
27			
28			
29			
30			
31			
32			
33			
34			
35			
36			

Score Box			
SJO	CHS	D S	
1	8		
2	9		
3	10		
4	11		
5	12		
6	13		
7	14		
8			
9	15	50	
10			

37			
38			
39			
40			
41			
42			
43			
44			
45			
46			
47			
48			
49			
50			
51			
52			
53			

Athletic Score Book Co.

CROSS COUNTRY SCORE SHEET

Meet SJD VS. D-S v. CHRISMAN Team BOYS Course KICKAPOO (3.0)
 Weather & Course Condition _____ Course Record _____
 Date 9-SEP-97 Your School Record on Course 15:31 (B. ALLEN, 1992)

20
23

TIME!
 Min. Min. Min. Min. Min. Min. Min. Min. Min.

Place	Time	Name	School
1	16:16	O'BRIEN	D
2	16:19	HALE	S
3	17:13	BELL	C
4	17:29	HART	S
5	17:42	MARRIOTT	S
6	17:47	FITZSHIER	S
7	17:53	HODCHENS	S
8	18:00	MCDANNALD ^(D)	S
9	18:36	MCDANNALD ^(M)	S
10	18:58	GOODWIN	D
11		CLAWSEN	C
12		ROMOSE	C
13		HUMRICHES	C
14	19:28	BUTLER	C
15	19:30	FRAJLE	C
16	19:32	MATHIS	S
17	20:40	YOUNG	S
18	20:50	TRIGLIA	D
19	21:08	HUGHES	D
20	21:06	FARMER	S
21	21:08	KUCHENBROD	S
22		MARTIN	C
23		MERLIE	D
24	21:19	RASCH	S
25		BLERS	D
26		BEALS	C
27	25:05	FELKNER	S
28	25:06	BOSLEY	S
29	28:12	ANDREWS	S
30			
31			
32			
33			
34			
35			
36			

Score Box			
SJD	CHS	D S	SJD
1	2	1	2
2	9	9	3
3	10	10	4
4	11	11	5
5	12	12	6
6			7
7			8
8	19	44	43
9			
10			

Place	Time	Name	School	Score
37			D S	13
38			CHS	23
39				36
40				
41				
42				
43				
44				
45				
46				
47				
48				
49				
50				
51				
52				
53				
54				
55				
56				
57				
58				
59				

NAME	1 MILE	SPLIT	2 MILE	SPLIT	3 MILE	SPLIT AVG
ROBERTS	6	00	12	17		
FRANZEN	6	20				
VAN UETHOVEN	6	26				
CHANDLER	6	23				
MILLER	6	30				
LEGERNES	6	30				
INGRAM	6	37				
FLETCHER	6	37				
SULLIVAN	6	53				
KLEIN	6	37				
BROWN	7	7				
BARBEE	7	21				
YEAZEL	7	1				
STEARNS	7	30				
KING	8	19				
VANONGS						
PALMER	10	55				

SJO AT PBL INVITE

SJO AT PBL INV									
70'S, SUNNY									
13-SEP-97									
NAME	MILE	2 MILE	SPLIT	3 MILE	SPLIT	AVERAGE	POINTS	OLD TOTAL	NEW TOTAL
HALE	5:08	10:32	5:24	15:51	5:19	5:17	15	22	37
MARRIOTT	5:18	10:57	5:39	16:31	5:34	5:30	14	22	36
HART	5:18	10:58	5:40	16:35	5:37	5:31	15	22	37
HOUCHEMS	5:25	11:09	5:44	16:56	5:47	5:38	15	22	37
MCDANNALD,M	5:23	11:12	5:49	17:05	5:53	5:41	15	22	37
MATHIS	5:50	12:20	6:30	18:55	6:35	6:18	10	7	17
TOP 5 SPLIT = 1:14			1-5 SPLIT @ MILE = 17 SEC (TOO MUCH)						
TOP 6 SPLIT = 2:04									
			2.51						
FORSHIER	5:16	11:03	5:47	13:49	2:46	5:30	7.5	22	29.5
MCDANNALD,D	5:31	11:49	6:18	14:43	2:54	5:51	7.5	22	29.5
YOUNG	5:58	12:42	6:44	15:44	3:02	6:16	7.5	7	14.5
RASCH	6:17	13:48	7:31	17:23	3:35	6:55	4	1	5
KUCHENBROD	6:44	14:19	7:35	17:48	3:29	7:05	2.5	3	5.5
FELKNER	7:28	16:26	8:58	20:32	4:06	8:10	0.5	1	1.5
ANDREWS	8:07	17:19	9:12	21:10	3:51	8:25	0.5	1	1.5
TOP 5 SPLIT = 3:59									
TOP 6 SPLIT = 6:45									
JOHNSTON	7:32	15:22	7:50			7:41	1.5	0	1.5
BOSLEY	7:33	15:33	8:00			7:46	1.5	0	1.5
ROBERTS	5:52	12:22	6:30			6:11	18	21	39
FRANZEN	6:08	12:44	6:36			6:22	18	21	39
CHANDLER	6:14	12:56	6:42			6:28	18	20	38
VAN UITHOVEN	6:19	13:08	6:49			6:34	18	21	39
MILLER	6:15	13:12	6:57			6:36	18	20	38
LEGERNES	6:18	13:12	6:54			6:36	18	20	38
FLETCHER	6:34	13:37	7:03			6:48	18	20	38
BARBEE	6:51	13:56	7:05			6:58	18	15	33
SULLIVAN	6:42	14:11	7:29			7:05	17	17	34
KLEIN	6:53	14:38	7:45			7:19	15	12	27
BROWN	7:02	14:59	7:57			7:29	14	15	29
YEAZEL	7:14	15:09	7:55			7:34	14	9	23
VANOUS	7:29	15:37	8:08			7:48	12	3	15
STEARNS	7:28	15:41	8:13			7:50	12	8	20
KING	7:55	16:28	8:33			8:14	6	5	11
PALMER	# # #	21:29	11:24			10:44	0	0	0
TOP 5 SPLIT = 50 SEC									
TOP 7 SPLIT = 1:15									

1-5
1-7-115



SEE
AV

NAME		1 MILE	SPLIT	2 MILE	SPLIT	3 MILE	
R	18	5:52		12:22		1	/
F	19	6:08		12:44		2	/
TAN	19	6:19		13:08		4	/
H	18	6:14		12:52		3	/
M	18	6:15		13:02		5	/
E	18	6:22		13:12		6	/
F	18	6:34		13:27		7	/
S	17	6:42		13:31		9	/
K	18	6:53		13:41		10	/
L	18	6:51		13:36		8	/
	14	7:14		15:09		15	/
	14	7:02		14:59		11	/
	12	7:28		15:41		4	/
	6	7:55		17:28		15	/
	12	7:29		15:37		13	/
P	0	10:05		21:29		16	/
							/
							/
AK	2						/
KE	5						/
RC	9						/
KV	11						/
MM	13						/
LL	14						/
MF	25						/

HOLY
EDW

PBL CROSS COUNTRY INVITATIONAL

DATE: 9-13-97

TEAM SCORES - VARSITY GIRLS

1.	ST. JOE OGDON	30
2.	HERSCHER	77
3.	TUSCOLA-ATWOOD HAMMOND	95
4.	SALT FORK	95
5.	REED-CUSTER	171
6.	MANTENO	192
7.	CHRISMAN	199
8.	BISHOP McNAMARA	201
9.	PAXTON-BUCKLEY-LODA	209
10.	OAKWOOD	235
11.	MOMENCE	240

PBL CROSS COUNTRY INVITATIONAL: 9-13-97

WEATHER CONDITIONS: SUNNY

LENGTH OF COURSE: 2

FINAL RESULTS - VARSITY GIRLS

POS.	##	NAME-SCHOOL	TM. POS	TIME
1.	#0061	*LINDSAY NEWLIN-GEORGETOWN RIDGE FARM	--	
2.	#0131	AMY RUBERTS-ST. JOE OGDON	1	
3.	#0011	JAMIE ZULLO-BISHOP McNAMARA	2	
4.	#0171	TASHA STEVENS-TUSCOLA-ATWOOD HAMMOND	3	
5.	#0134	KARA FRANZEN-ST. JOE OGDON	4	
6.	#0071	JILL MILLER-HERSCHER	5	
7.	#0161	*HANNAH McHARRY-UNITY OF TOLONO	--	
8.	#0091	ALLIE WILLIAMS-MANTENO	6	
9.	#0132	KRISTIN CHANDLER-ST. JOE OGDON	7	
10.	#0062	*NIKKY BRUCKER-GEORGETOWN RIDGE FARM	--	
11.	#0133	KRISTI VANUITHOVEN-ST. JOE OGDON	8	
12.	#0092	NICOLE FETHERING-MANTENO	9	
13.	#0135	MARCY MILLER-ST. JOE OGDON	10	
14.	#0137	LAURA LEGERNES-ST. JOE OGDON	11	
15.	#0172	CANDY ARD-TUSCOLA-ATWOOD HAMMOND	12	
16.	#0076	BETH DAVIS-HERSCHER	13	
17.	#0145	BETH BURKE-SALT FORK	14	
18.	#0162	*KIM BOISE-UNITY OF TOLONO	--	
19.	#0051	*LINDSAY SCHULTZ-GARDNER	--	
20.	#0144	HALEY LUCAS-SALT FORK	15	
21.	#0063	*LEEANN LOMAX-GEORGETOWN RIDGE FARM	--	
22.	#0073	HEATHER LOWE-HERSCHER	16	
23.	#0143	KALA MADDOX-SALT FORK	17	
24.	#0075	HOLLI DENAULT-HERSCHER	18	
25.	#0136	MICHELLE FLETCHER-ST. JOE OGDON	19	
26.	#0141	KIM MYERS-SALT FORK	20	
27.	#0174	STEPHANIE REINHART-TUSCOLA-ATWOOD HAMMOND	21	
28.	#0121	RYANE VICE-REED-CUSTER	22	
29.	#0173	BECKY WETZEL-TUSCOLA-ATWOOD HAMMOND	23	

30.	#0201	SHELBY TAYLOR-CHRISMAN	24
31.	#0074	JENNIFER DAMPTZ-HERSCHER	25
32.	#0072	STEPHANIE BONE-HERSCHER	26
33.	#0197	AMANDA TRIBBY-PAXTON-BUCKLEY-LODA	27
34.	#0163	*MELANIE CAIN-UNITY OF TOLONO	--
35.	#0101	JEANNA MENDRALA-MOMENCE	28
36.	#0142	CANDI MADDOX-SALT FORK	29
37.	#0014	DALENA McCURDY-BISHOP McNAMARA	30
38.	#0032	*STEPH GAINES-BLUE RIDGE	--
39.	#0191	NATALIE CARTER-PAXTON-BUCKLEY-LODA	31
40.	#0124	TAMMY O'DONOVAN-REED-CUSTER	32
41.	#0021	*LAURA METZEN-BISMARCK-HENNING	--
42.	#0113	KELLY TWEDT-OAKWOOD	33
43.	#0122	RACHEL SHARPER-REED-CUSTER	34
44.	#0081	*BROOKE BROWN-HOOPESTON AREA	--
45.	#0203	MEREDITH McGEE-CHRISMAN	35
46.	#0175	CHRISSY MATTLIN-TUSCOLA-ATWOOD HAMMOND	36
47.	#0126	STEPH AMES-REED-CUSTER	37
48.	#0103	JILL REISING-MOMENCE	38
49.	#0111	JAMI FOUREZ-OAKWOOD	39
50.	#0176	MADALYN DAVIDSON-TUSCOLA-ATWOOD HAMMOND	40
51.	#0077	KRISTI SCHMIDT-HERSCHER	41
52.	#0117	NATALIE GOGLIA-OAKWOOD	42
53.	#0196	SARAH PACEY-PAXTON-BUCKLEY-LODA	43
54.	#0016	SARA BOKHARI-BISHOP McNAMARA	44
55.	#0052	*ANNE WOLLGAST-GARDNER	--
56.	#0202	AMBER CLARKSTON-CHRISMAN	45
57.	#0125	FELICIA BOOKWALTER-REED-CUSTER	46
58.	#0206	BOBBI CARNES-CHRISMAN	47
59.	#0082	*MARIA HANSON-HOOPESTON AREA	--
60.	#0205	CASEY CARNES-CHRISMAN	48
61.	#0123	LEANN SHARPER-REED-CUSTER	49
62.	#0192	HANNAH DIEDRICH-PAXTON-BUCKLEY-LODA	50
63.	#0054	*RACHEL LANDSTROM-GARDNER	--
64.	#0207	LAURA ROGERS-CHRISMAN	51
65.	#0093	CASEY NUGENT-MANTENO	52
66.	#0066	*JESSICA TUTWILER-GEORGETOWN RIDGE FARM	--
67.	#0022	*KRISTIN LIGHT-BISMARCK-HENNING	--
68.	#0102	KRISTA HICKEY-MOMENCE	53
69.	#0127	RIANN MESSENGER-REED-CUSTER	54
70.	#0083	*NICHOLE CORNELL-HOOPESTON AREA	--
71.	#0023	*STACEY GUSTAFSON-BISMARCK-HENNING	--
72.	#0015	TRICIA WALKER-BISHOP McNAMARA	55
73.	#0094	COURTNEY RUSSENT-MANTENO	56
74.	#0204	EMILY BONWELL-CHRISMAN	57
75.	#0193	MONICA HARBER-PAXTON-BUCKLEY-LODA	58
76.	#0114	JENA WELLS-OAKWOOD	59
77.	#0211	*JESSICA OHRT-GRANT PARK	--
78.	#0105	DEVREY WILLIAMS-MOMENCE	60
79.	#0104	JULIA CULLUM-MOMENCE	61
80.	#0116	SHANNON HULS-OAKWOOD	62
81.	#0106	TINA PENA-MOMENCE	63
82.	#0194	REBEKAH FOSTER-PAXTON-BUCKLEY-LODA	64
83.	#0184	*AUDREY CLER-VILLA GROVE	--
84.	#0107	DESTINY LAMB-MOMENCE	65
85.	#0115	BRANDI BOEN-OAKWOOD	66
86.	#0034	*KATIE MECUM-BLUE RIDGE	--
87.	#0055	*ERIN BRESNAHAN-GARDNER	--
88.	#0177	LINDSEY SNIDER-TUSCOLA-ATWOOD HAMMOND	67
89.	#0112	BRITANY LIGGETT-OAKWOOD	68

90.	#0095	RACHEL MCCORMICK-MANTENO	69
91.	#0017	ERICA KRITENBRINK-BISHOP McNAMARA	70
92.	#0195	NATALIE LAROE-PAXTON-BUCKLEY-LODA	71
93.	#0096	SARAH VIALI-MANTENO	72
94.	#0013	LIZ FLAGEOLE-BISHOP McNAMARA	73

OR * = INELIGIBLE TO SCORE

Girls Times

1-0:12'11 51
2-0:12'22 30
3-0:12'41 20
4-0:12'41 74
5-0:12'44 16
6-0:12'49 07
7-0:12'51 59
8-0:12'52 83
9-0:12'56 30
10-0:13'07 77
11-0:13'08 42
12-0:13'11 00
13-0:13'12 12
14-0:13'12 59
15-0:13'13 06
16-0:13'15 45
17-0:13'21 42
18-0:13'21 81
19-0:13'23 00
20-0:13'24 02
21-0:13'26 28
22-0:13'32 12
23-0:13'33 33
24-0:13'35 48
25-0:13'37 02
26-0:13'50 10
27-0:13'50 61
28-0:13'52 51
29-0:13'57 21
30-0:14'00 39
31-0:14'02 66
32-0:14'09 15
33-0:14'10 64
34-0:14'11 35
35-0:14'12 04
36-0:14'21 42
37-0:14'24 16
38-0:14'27 09
39-0:14'29 99
40-0:14'31 26
41-0:14'32 24
42-0:14'32 90
43-0:14'38 41
44-0:14'45 25
45-0:14'46 70
46-0:14'47 34
47-0:14'48 38
48-0:14'52 52
49-0:14'54 76
50-0:14'56 38

51-0:14'57 02
52-0:15'12 55
53-0:15'15 78
54-0:15'16 37
55-0:15'20 02
56-0:15'20 82
57-0:15'21 17
58-0:15'26 52
59-0:15'28 14
60-0:15'29 22
61-0:15'30 42
62-0:15'33 21
63-0:15'35 24
64-0:15'39 76
65-0:15'43 32
66-0:15'44 06
67-0:15'45 03
68-0:15'46 62
69-0:15'47 29
70-0:15'53 03
71-0:15'55 21
72-0:15'56 11
73-0:16'00 14
74-0:16'02 07
75-0:16'06 05
76-0:16'07 07
77-0:16'08 81
78-0:16'12 58
79-0:16'15 70
80-0:16'17 14
81-0:16'21 90
82-0:16'31 00
83-0:16'37 67
84-0:16'42 12
85-0:16'49 37
86-0:16'54 47
87-0:16'58 98
88-0:17'00 66
89-0:17'03 03
90-0:17'20 79
91-0:17'26 19
92-0:17'31 90
93-0:18'26 55
94-0:19'04 57
95-0:20'16 02

PBL CROSS COUNTRY INVITATIONAL

DATE: 9-13-97

TEAM SCORES - BOYS FRESHMAN-SOPHOM

1. UNITY OF TOLONO	61
2. BISHOP McNAMARA	64
3. HERSCHER	70
4. CHRISMAN	86
5. ST. JOE OGDON	94
6. MOMENCE	105
7. OAKWOOD	196

PBL CROSS COUNTRY INVITATIONAL: 9-13-97

WEATHER CONDITIONS: SUNNY

LENGTH OF COURSE: 2.37

FINAL RESULTS - BOYS FRESHMAN-SOPHOM

POS.	##	NAME-SCHOOL	TM. POS	TIME
1.	#0131	ROB FORSHIER-ST. JOE OGDON	1	
2.	#0011	DAN FLYNN-BISHOP McNAMARA	2	
3.	#0051	*DAVID SIMMS-GARDNER	--	
4.	#0161	LUKE MCHARRY-UNITY OF TOLONO	3	
5.	#0162	JARED WOODCOCK-UNITY OF TOLONO	4	
6.	#0132	DOUG McDANNALD-ST. JOE OGDON	5	
7.	#0071	SAM GRANT-HERSCHER	6	
8.	#0101	PETER ANAYA-MOMENCE	7	
9.	#0017	SCOTT ROZWALKA-BISHOP McNAMARA	8	
10.	#0016	BRANDON ALBRIGHT-BISHOP McNAMARA	9	
11.	#0041	*BRYAN GOODWIN-DANVILLE SCHLARMAN	--	
12.	#0061	*TOM WINN-GEORGETOWN RIDGE FARM	--	
13.	#0081	*DUSTIN SMITH-HOOPESTON AREA	--	
14.	#0206	SETH HUNRIHOUSE-CHRISMAN	10	
15.	#0072	NATHAN DENAULT-HERSCHER	11	
16.	#0074	KEVIN BENOIT-HERSCHER	12	
17.	#0201	JAKE ROMOSOR-CHRISMAN	13	
18.	#0165	RAY HAUSER-UNITY OF TOLONO	14	
19.	#0205	SHANNON FRAILEY-CHRISMAN	15	
20.	#0102	LOUIS WAWRZYNIAK-MOMENCE	16	
21.	#0133	KYLE YOUNG-ST. JOE OGDON	17	
22.	#0073	ROB GROSSO-HERSCHER	18	
23.	#0164	TIM HAUSMAN-UNITY OF TOLONO	19	
24.	#0083	*JOEL SWARTZ-HOOPESTON AREA	--	
25.	#0052	*JIM SCHEEL-GARDNER	--	
26.	#0015	PAT MAHONEY-BISHOP McNAMARA	20	
27.	#0163	LUKE YEAZEL-UNITY OF TOLONO	21	
28.	#0121	*RAY ULRICH-REED-CUSTER	--	
29.	#0082	*JUSTIN BRAY-HOOPESTON AREA	--	
30.	#0192	*JOEL COLWELL-PAXTON-BUCKLEY-LODA	--	
31.	#0204	LEVI ROGERS-CHRISMAN	22	
32.	#0075	JON WELLS-HERSCHER	23	
33.	#0103	MARK LUMPKINS-MOMENCE	24	

34.	#0012	ANDY SUMMERS-BISHOP McNAMARA	25
35.	#0122	*D. J. SLAGER-REED-CUSTER	--
36.	#0202	JON MARTIN-CHRISMAN	26
37.	#0106	DAVID LATTY-MOMENCE	27
38.	#0063	*DUSTIN CRAMER-GEORGETOWN RIDGE FARM	--
39.	#0043	*BRYAN HUGHES-DANVILLE SCHLARMAN	--
40.	#0022	*ERIC ANTINONINI-BISMARCK-HENNING	--
41.	#0167	TOMMY DOWLER-UNITY OF TOLONO	28
42.	#0042	*AARON TROGLIA-DANVILLE SCHLARMAN	--
43.	#0062	*JACOB ELLIS-GEORGETOWN RIDGE FARM	--
44.	#0013	ELLIOTT BASS-BISHOP McNAMARA	29
45.	#0181	*BEN MIKEWORTH-VILLA GROVE	--
46.	#0115	CHRIS HULS-OAKWOOD	30
47.	#0104	JOSH ZELHART-MOMENCE	31
48.	#0014	MIKE EARNHART-BISHOP McNAMARA	32
49.	#0123	*SEAN LYMAN-REED-CUSTER	--
50.	#0021	*DUSTIN BURNS-BISMARCK-HENNING	--
51.	#0191	*DOUG BALK-PAXTON-BUCKLEY-LODA	--
52.	#0166	CHARLIE DEAKIN-UNITY OF TOLONO	33
53.	#0135	JON RASCH-ST. JOE OGDON	34
54.	#0193	*GREG NIEWOLD-PAXTON-BUCKLEY-LODA	--
55.	#0107	BRANDON THOMPSON-MOMENCE	35
56.	#0124	*TERRY KRUEGER-REED-CUSTER	--
57.	#9999	*JUSTIN BEYERS-DANVILLE SCHLARMAN	--
58.	#0076	BOB LARSON-HERSCHER	36
59.	#0134	JOE KUCHENBROD-ST. JOE OGDON	37
60.	#0105	MATT RIVARD-MOMENCE	38
61.	#0084	*THOMAS LONG-HOOPESTON AREA	--
62.	#0203	LUKE BEALS-CHRISMAN	39
63.	#0092	*DAN SCHAFER-MANTENO	--
64.	#0111	JOSH STORMER-OAKWOOD	40
65.	#0114	JEREMY EVANS-OAKWOOD	41
66.	#0182	*JACOB ELAM-VILLA GROVE	--
67.	#0116	ADAM GRIMES-OAKWOOD	42
68.	#0117	MATT ELLEGOOD-OAKWOOD	43
69.	#0113	BLAKE WELLS-OAKWOOD	44
70.	#0137	ANDREW FELKNER-ST. JOE OGDON	45
71.	#0136	REID ANDREWS-ST. JOE OGDON	46
72.	#0023	*T. J. PEARSON-BISMARCK-HENNING	--

OR * = INELIGIBLE TO SCORE

U
R
A
N
S
-
M
O
R
-
F

1-0:13'49 35
2-0:14'12 94
3-0:14'23 55
4-0:14'36 22
5-0:14'40 74
6-0:14'43 07
7-0:14'52 64
8-0:14'58 30
9-0:14'59 32
10-0:15'10 70
11-0:15'12 91
12-0:15'13 37
13-0:15'16 45
14-0:15'21 02
15-0:15'22 32
16-0:15'28 34
17-0:15'34 73
18-0:15'35 29
19-0:15'42 00
20-0:15'42 80
21-0:15'44 21
22-0:15'44 98
23-0:15'47 82
24-0:15'48 40
25-0:15'56 05
26-0:16'02 68
27-0:16'04 24
28-0:16'08 10
29-0:16'13 24
30-0:16'16 90
31-0:16'17 93
32-0:16'19 11
33-0:16'27 84
34-0:16'35 15
35-0:16'38 12
36-0:16'43 68
37-0:16'45 70
38-0:16'48 19
39-0:16'49 25
40-0:16'50 10
41-0:16'50 67
42-0:16'52 84
43-0:16'53 25
44-0:17'00 16
45-0:17'01 67
46-0:17'04 34
47-0:17'06 48
48-0:17'10 54
49-0:17'11 50
50-0:17'13 49
51-0:17'16 79
52-0:17'17 18
53-0:17'23 42
54-0:17'30 94
55-0:17'34 30
56-0:17'35 86
57-0:17'38 18
58-0:17'44 85
59-0:17'48 51
60-0:18'17 72
61-0:18'21 12
62-0:18'24 06
63-0:18'29 21
64-0:18'50 01
65-0:19'23 97
66-0:19'47 58
67-0:19'57 63
68-0:20'00 49
69-0:20'04 39
70-0:20'32 40
71-0:21'08 35
72-0:21'10 89
73-0:21'40 80

T
-
M
E
S

PBL CROSS COUNTRY INVITATIONAL
DATE: 9-13-97

TEAM SCORES - BOYS VARSITY

1. SAINT JOE-OGDEN	28
2. OAKWOOD	82✓
3. TUSCOLA-ATWOOD HAMMOND	91✓
4. MOMENCE	106✓
5. PAXTON-BUCKLEY-LODA	112✓
6. TOLONO UNITY	138✓
7. MANTENO	148✓
8. HERSCHER	161✓

PBL CROSS COUNTRY INVITATIONAL: 9-13-97

WEATHER CONDITIONS: SUNNY
LENGTH OF COURSE: 3

FINAL RESULTS - BOYS VARSITY

POS.	##	NAME-SCHOOL	TM.POS	TIME
1.	#0171	ROBERT HANNERS-TUSCOLA-ATWOOD HAMMOND	1	
2.	#0131	MATT HALE-SAINT JOE-OGDEN	2	
3.	#0081	*JOHN SHAFFER-HOOPESTON AREA	--	
4.	#0041	*KYLE O'BRIEN-DANVILLE SCHLARMAN	--	
5.	#0134	JOHN MARRIOTT-SAINT JOE-OGDEN	3	
6.	#0132	BRAD HART-SAINT JOE-OGDEN	4	
7.	#0111	RYAN WELLS-OAKWOOD	5	
8.	#0101	JASON BRADY-MOMENCE	6	
9.	#0091	BEN GERST-MANTENO	7	
10.	#0113	JEREMIAH WHEELER-OAKWOOD	8	
11.	#0133	MATT HOUCHENS-SAINT JOE-OGDEN	9	
12.	#0135	MIKE McDANNALD-SAINT JOE-OGDEN	10	
13.	#0201	*CHAD BELL-CHRISMAN	--	
14.	#0071	TOM DESCH-HERSCHER	11	
15.	#0172	BRIAN McDANIEL-TUSCOLA-ATWOOD HAMMOND	12	
16.	#0141	*JOHN TELLIER-SALT FORK	--	
17.	#0196	TRAVIS GLAZIK-PAXTON-BUCKLEY-LODA	13	
18.	#0031	*TOM HANNAH-BLUE RIDGE	--	
19.	#0161	ANDY MOHR-TOLONO UNITY	14	
20.	#0082	*BRANDON BERTSCH-HOOPESTON AREA	--	
21.	#0052	*ANDY KETTLEKAMP-GARDNER	--	
22.	#0102	CONOR FINNEGAN-MOMENCE	15	
23.	#0197	DEVIN MARQUIS-PAXTON-BUCKLEY-LODA	16	
24.	#0114	JASON WILLS-OAKWOOD	17	
25.	#0162	JAMES THOMPSON-TOLONO UNITY	18	
26.	#0093	SHAWN SCHROEDER-MANTENO	19	
27.	#0112	CALEB STORMER-OAKWOOD	20	
28.	#0103	RICHARD McCURRY-MOMENCE	21	
29.	#0195	JOSH BURGESS-PAXTON-BUCKLEY-LODA	22	
30.	#0094	BRIAN GERST-MANTENO	23	
31.	#0016	*R. J. YOUNG-BISHOP McNAMARA	--	
32.	#0072	NICK UNDERWOOD-HERSCHER	24	

33.	#0051	*DAVID WILKEY-GARDNER	--
34.	#0202	*JOEL CLAUSON-CHRISMAN	--
35.	#0175	SCOTT GROVES-TUSCOLA-ATWOOD HAMMOND	25
36.	#0203	*TONY BUTLER-CHRISMAN	--
37.	#0174	JASON KOCHER-TUSCOLA-ATWOOD HAMMOND	26
38.	#0121	*DAVID PEARSON-REED-CUSTER	--
39.	#0173	TIM HEYEN-TUSCOLA-ATWOOD HAMMOND	27
40.	#0104	ANTHONY RILEY-MOMENCE	28
41.	#0164	ANDY BURWELL-TOLONO UNITY	29
42.	#0193	JUSTIN BROWN-PAXTON-BUCKLEY-LODA	30
43.	#0191	MATT ANDERSON-PAXTON-BUCKLEY-LODA	31
44.	#0116	J. T. VOORHEES-OAKWOOD	32
45.	#0194	JOE BURGESS-PAXTON-BUCKLEY-LODA	33
46.	#0137	TOM MATHIS-SAINT JOE-OGDEN	34
47.	#0176	DOUG ANDERSON-TUSCOLA-ATWOOD HAMMOND	35
48.	#0105	RON LEE-MOMENCE	36
49.	#0115	CORY VANDENBERG-OAKWOOD	37
50.	#0163	RYAN LAKER-TOLONO UNITY	38
51.	#0165	MIKE LAURENT-TOLONO UNITY	39
52.	#0107	DREW CHILDS-MOMENCE	40
53.	#0053	*ERIC HAACKE-GARDNER	--
54.	#0074	BILL SZABO-HERSCHER	41
55.	#0075	MARIO BUONO-HERSCHER	42
56.	#0013	*SEAN SMITH-BISHOP McNAMARA	--
57.	#0012	*DAN RYCHALSKY-BISHOP McNAMARA	--
58.	#0077	JEFF GROSSO-HERSCHER	43
59.	#0076	ZAC STEPHENS-HERSCHER	44
60.	#0073	MIKE COTTER-HERSCHER	45
61.	#0192	MITCH BREHM-PAXTON-BUCKLEY-LODA	46
62.	#0106	DENIUM GOODELL-MOMENCE	47
63.	#0043	*JIM MERLIE-DANVILLE SCHLARMAN	--
64.	#0177	MARK QUINN-TUSCOLA-ATWOOD HAMMOND	48
65.	#0095	MARK HOBSON-MANTENO	49
66.	#0011	*ALEX ANGELO-BISHOP McNAMARA	--
67.	#0032	*CHAD HOWELL-BLUE RIDGE	--
68.	#0092	TOM GORMAN-MANTENO	50
69.	#0033	*BROCK HAMMITT-BLUE RIDGE	--
70.	#0034	*BRAXTON BRAGG-BLUE RIDGE	--
71.	#0021	*BILL MADDEN-BISMARCK-HENNING	--
72.	#0097	TIM SCHAFFER-MANTENO	51
73.	#0096	NATHAN VENT-MANTENO	52

OR * = INELIGIBLE TO SCORE

1-0:15'43 74
2-0:15'51 41
3-0:16'02 53
4-0:16'09 74
5-0:16'31 84
6-0:16'35 00
7-0:16'39 60
8-0:16'41 97
9-0:16'51 47
10-0:16'53 18
11-0:16'56 41
12-0:17'05 09
13-0:17'10 35
14-0:17'11 80
15-0:17'19 17
16-0:17'24 76
17-0:17'26 83
18-0:17'29 69
19-0:17'42 58
20-0:17'46 57
21-0:17'49 98
22-0:17'53 06
23-0:17'55 75
24-0:17'56 96
25-0:17'59 19
26-0:18'06 85
27-0:18'09 03
28-0:18'10 66
29-0:18'11 67
30-0:18'12 87
31-0:18'16 04
32-0:18'18 26
33-0:18'21 43
34-0:18'22 73
35-0:18'23 59
36-0:18'31 24
37-0:18'32 53
38-0:18'33 83
39-0:18'34 94
40-0:18'36 60
41-0:18'36 86
42-0:18'38 43
43-0:18'40 14
44-0:18'49 06
45-0:18'50 69
46-0:18'55 81
47-0:18'56 48
48-0:19'03 80
49-0:19'07 85
50-0:19'11 67
51-0:19'13 68
52-0:19'23 33
53-0:19'28 65
54-0:19'30 24
55-0:19'35 13
56-0:19'37 15
57-0:19'39 04
58-0:19'50 39
59-0:19'51 86
60-0:19'57 79
61-0:20'00 76
62-0:20'12 34
63-0:20'18 16
64-0:20'20 47
65-0:20'24 63
66-0:20'28 85
67-0:21'09 67
68-0:21'12 90
69-0:21'35 28
70-0:21'49 26
71-0:22'02 93
72-0:22'10 26
73-0:22'57 13
75-0:24'34 36

Boys Times

OPEN RACE ORDER OF FINISH

<u>PLACE</u>	<u>NAME</u>	<u>SCHOOL</u>
1.	Joe Pfeifer	Gardner
2.	Josh Zimmerman	Monence
3.	Marty Linneman	McNamara
4.	Ben Angelo	McNamara
5.	Will Lucas	Tuscola
6.	Casey Elliott	Oakwood
7.	Kevin Bolton	Gardner
8.	Jake Jones	PBL
9.	Nathan Brown	Oakwood
10.	Shawna Barbee	SJO
11.	John Snipes	PBL
12.	Chris Komradt	Unity
13.	Garry Eckhoff	Monence
14.	Holly Sullivan	SJO
15.	Chris Chestnut	Unity
16.	Josh Kocher	Unity
17.	Lance Daugherty	PBL
18.	Drew Parsons	McNamara
19.	Jacob Getzelken	Monence
20.	Kelly Klein	SJO
21.	Michelle Moyes	Herscher
22.	Aaron Foltz	Herscher
23.	Ed Rakuskos	Monence
24.	Carly Brown	SJO
25.	Josh Reeves	Tuscola
26.	Abby Yeazel	SJO

PLACE	NAME	SCHOOL
27	Jesse Johnston	SJO
28	Trent Defebaugh	Oakwood
29	Tony Bosley	SJO
30	Jessie Lowe	Herscher
31	Lisa Vanous	SJO
32	Jennifer Stearns	SJO
33	Roger Gipson	PBL
34	Emily Govednik	Reed-Custer
35	Ian Scheckpeper	Monence
36	Kristin King	SJO
37	Kim Kraetzer	Herscher
38	Brenda Dalbey	Oakwood
39	Stephanie Sharp	Reed-Custer
40	Joel Turrell	Monence
41	Sarah Strzesak	PBL
42	Alicea Evans	Oakwood
43	Jana Wells	Oakwood
44	Beth Richter	Oakwood
45	Candace Dodd	PBL
46	Tammy Hellings	Monence
47	Josie McCabe	PBL
48	Rhonda Sheldrake	PBL
49	Sallie Ellison	Unity
50	Jody Palmer	SJO
51	Heidi Kruck	Reed-Custer

OPEN TIMES

- 1-0: 12' 38 41
- 2-0: 13' 07 59
- 3-0: 13' 10 11
- 4-0: 13' 12 08
- 5-0: 13' 25 27
- 6-0: 13' 41 85
- 7-0: 13' 44 47
- 8-0: 13' 49 22
- 9-0: 13' 51 19
- 10-0: 13' 56 72
- 11-0: 14' 00 73
- 12-0: 14' 07 41
- 13-0: 14' 07 85
- 14-0: 14' 11 45
- 15-0: 14' 19 81
- 16-0: 14' 30 28
- 17-0: 14' 35 67
- 18-0: 14' 37 09
- 19-0: 14' 37 90
- 20-0: 14' 38 52
- 21-0: 14' 44 79
- 22-0: 14' 54 39
- 23-0: 14' 57 38
- 24-0: 14' 59 58
- 25-0: 15' 05 82
- 26-0: 15' 09 97
- 27-0: 15' 22 68
- 28-0: 15' 28 16
- 29-0: 15' 33 92
- 30-0: 15' 37 41
- 31-0: 15' 37 60
- 32-0: 15' 41 59
- 33-0: 15' 56 77
- 34-0: 15' 58 52
- 35-0: 16' 17 27
- 36-0: 16' 28 19
- 37-0: 16' 50 83
- 38-0: 16' 55 38
- 39-0: 17' 05 50
- 40-0: 17' 25 89
- 41-0: 17' 42 21
- 42-0: 17' 46 42
- 43-0: 17' 51 21
- 44-0: 17' 58 02
- 45-0: 18' 13 24
- 46-0: 18' 17 17
- 47-0: 19' 05 65
- 48-0: 19' 51 80
- 49-0: 20' 38 31
- 50-0: 21' 29 96
- 51-0: 23' 29 39
- 52-0: 23' 32 16

SJO VS. MONTICELLO

SJO VS MHS AT KICKAPOO (3.0/2.0)

80'S, SUNNY, HUMID, BREEZY

16-SEP-97

NAME	MILE	2 MILE	SPLIT	3 MILE	SPLIT	AVERAGE	POINTS	OLD TOTAL	NEW TOTAL
HALE	5:51	11:38	5:47	17:04	5:26	5:41	1		
HART	5:31	11:31	6:00	17:20	5:49	5:46	1		
FORSHIER	5:31	11:31	6:00	17:30	5:59	5:50	1		
MARRIOTT	5:51	12:02	6:11	18:08	6:06	6:02	1		
HOUCHEMS	5:51	12:02	6:11	18:09	6:07	6:03	1		
MCDANNALD,D	5:51	12:19	6:28	19:04	6:45	6:21	1		
MCDANNALD,M	5:51	12:18	6:27	19:04	6:46	6:21	1		
MATHIS	6:16	13:15	6:59	20:03	6:48	6:41	1		
KUCHENBROD	6:55	14:41	7:46	22:14	7:33	7:24	1		
JOHNSTON	7:40	16:59	9:19	26:57	9:58	8:59	0		
FELKNER	8:12	10:59	8:47	27:03	10:04	9:01	0		
BOSLEY	8:13	10:59	8:46	27:04	10:05	9:01	0		
RASCH	7:15	DNF	DNF	DNF	DNF	DNF	0		
TOP 5 SPLIT = 1:04									
TOP 7 SPLIT = 2:00									
ROBERTS	6:14	12:55	6:41			6:27	1		
FRANZEN	6:26	13:18	6:52			6:39	1		
VAN UITHOVEN	6:29	13:21	6:52			6:40	1		
LEGERNES	6:24	13:32	7:08			6:46	1		
MILLER	6:28	13:40	7:12			6:50	1		
FLETCHER	6:41	14:05	7:24			7:02	1		
BARBEE	6:52	14:16	7:24			7:08	1		
SULLIVAN	6:51	14:24	7:33			7:12	1		
KLEIN	6:59	14:55	7:56			7:27	1		
BROWN	7:24	15:16	7:52			7:38	1		
STEARNS	7:41	15:23	7:42			7:41	1		
YEAZEL	7:52	16:17	8:25			8:08	0		
KING	8:10	17:06	8:56			8:33	0		
VANOUS	8:18	18:40	10:22			9:20	0		
PALMER	11:11	23:29	12:18			11:44	0		
TOP 5 SPLIT = 45 SEC									
TOP 7 SPLIT = 1:22									

Athletic Score Book Co.

CROSS COUNTRY SCORE SHEET

30

Vs. MONTICELLO Team GVHS

Course KICKAPOO (30)

Course Condition RD'S - SUNNY - HUMID

Course Record

SEP-97

Your School Record on Course 15:31 (B. ALLEN, 1992)

TIME:

1997 9 17
START 8:44
SPLIT

Min. Min. Min. Min. Min. Min.

Place	Time	Name	School
1	17:04	HALE	S
2	20	HART	S
3	30	FORSHER	S
4	18:08	MARRIOTT	S
5	18:09	HOLCHENS	S
6	19:04	MCDANNALD	S
7	04	MCDANNALD	S
8	53	BEZY	M
9	20:03	MATHIS	S
10	21:41	ALEXANDER	M
11	22:14	KUCHENBROD	S
12	40	GREENWOLD	M
13	26:57	JOHNSTON	S
14	27:03	FELKNER	S
15	04	BOSLEY	S
16			
17			
18			
19			
20			
21			
22			
23			
24			
25			
26			
27			
28			
29			
30			
31			
32			
33			
34			
35			
36			
37			
38			
39			
40			
41			
42			
43			
44			
45			
46			
47			
48			
49			
50			
51			
52			
53			
54			
55			
56			
57			
58			
59			

Score Box

Score	Time	Other
S 50	M 43	
1	8	
2	9	
3	10	
4	11	
5	12	
6		
7		
8	15	50
9		
10		

1-0:17:04 30
2-0:17:07 40
3-0:17:30 42
4-0:18:08 50
5-0:19:09 56
6-0:19:04 46
7-0:19:04 73
8-0:19:55 54
9-0:20:03 54
10-0:21:41 31
11-0:22:14 28
12-0:22:40 87
13-0:23:57 12
14-0:27:03 88
15-0:27:04 22
16-0:28:25 76

17-0:28:25 76
18-0:28:25 76
19-0:28:25 76
20-0:28:25 76
21-0:28:25 76
22-0:28:25 76
23-0:28:25 76
24-0:28:25 76
25-0:28:25 76
26-0:28:25 76
27-0:28:25 76
28-0:28:25 76
29-0:28:25 76
30-0:28:25 76
31-0:28:25 76
32-0:28:25 76
33-0:28:25 76
34-0:28:25 76
35-0:28:25 76
36-0:28:25 76
37-0:28:25 76
38-0:28:25 76
39-0:28:25 76
40-0:28:25 76
41-0:28:25 76
42-0:28:25 76
43-0:28:25 76
44-0:28:25 76
45-0:28:25 76
46-0:28:25 76
47-0:28:25 76
48-0:28:25 76
49-0:28:25 76
50-0:28:25 76
51-0:28:25 76
52-0:28:25 76
53-0:28:25 76
54-0:28:25 76
55-0:28:25 76
56-0:28:25 76
57-0:28:25 76
58-0:28:25 76
59-0:28:25 76

37		
38		
39		
40		
41		
42		
43		
44		
45		
46		
47		
48		
49		
50		
51		
52		

Athletic Score Book Co.

CROSS COUNTRY SCORE SHEET

Meet SJD vs. MONTILELLO Team GALS Course KICKAPOO (20)
 Weather & Course Condition SUN-SUNNY-HUMID Course Record _____
 Date 16-SEP-97 Your School Record on Course 12:08 (M. MCKINNEY, 1991)

TIME: Min. Min. Min. Min. Min. Min. Min. Min. Min.

00	00	00	00	00	00	00	00	00	Place	Time	Name	School
1	1	1	1	1	1	1	1	1	1	12:55	ROBERTS	S
2	2	2	2	2	2	2	2	2	2	13:18	FRANZEN	S
3	3	3	3	3	3	3	3	3	3	21	VAN WITHOVEN	S
4	4	4	4	4	4	4	4	4	4	32	LEGERNES	S
5	5	5	5	5	5	5	5	5	5	40	MILLER	S
6	6	6	6	6	6	6	6	6	6	59	TRAMB	M
7	7	7	7	7	7	7	7	7	7	14:05	FLETCHER	S
8	8	8	8	8	8	8	8	8	8	16	BARBEE	S
9	9	9	9	9	9	9	9	9	9	24	SULLIVAN	S
10	10	10	10	10	10	10	10	10	10	25	BROWN	M
11	11	11	11	11	11	11	11	11	11	55	KLEIN	S
12	12	12	12	12	12	12	12	12	12	58	GIBSON	M
13	13	13	13	13	13	13	13	13	13	15:16	BROWN	S
14	14	14	14	14	14	14	14	14	14	22	STEARNS	S
15	15	15	15	15	15	15	15	15	15	34	ALDAUGH	M
16	16	16	16	16	16	16	16	16	16	40	SEVERIN	M
17	17	17	17	17	17	17	17	17	17	52	MYRICK	M
18	18	18	18	18	18	18	18	18	18	53	PANKAU	M
19	19	19	19	19	19	19	19	19	19	55	BLACKER	M
20	20	20	20	20	20	20	20	20	20	58	THOMAS	M
21	21	21	21	21	21	21	21	21	21	16:17	YEAZEL	S
22	22	22	22	22	22	22	22	22	22	58	BLOCK	M
23	23	23	23	23	23	23	23	23	23	17:06	KING	S
24	24	24	24	24	24	24	24	24	24	30	BOLAND	M
25	25	25	25	25	25	25	25	25	25	18:41	VANOUS	S
26	26	26	26	26	26	26	26	26	26	23:29	PALMER	S
27	27	27	27	27	27	27	27	27	27			
28	28	28	28	28	28	28	28	28	28			
29	29	29	29	29	29	29	29	29	29			
30	30	30	30	30	30	30	30	30	30			
31	31	31	31	31	31	31	31	31	31			
32	32	32	32	32	32	32	32	32	32			
33	33	33	33	33	33	33	33	33	33			
34	34	34	34	34	34	34	34	34	34			
35	35	35	35	35	35	35	35	35	35			
36	36	36	36	36	36	36	36	36	36			
37	37	37	37	37	37	37	37	37	37			
38	38	38	38	38	38	38	38	38	38			
39	39	39	39	39	39	39	39	39	39			
40	40	40	40	40	40	40	40	40	40			
41	41	41	41	41	41	41	41	41	41			
42	42	42	42	42	42	42	42	42	42			
43	43	43	43	43	43	43	43	43	43			
44	44	44	44	44	44	44	44	44	44			
45	45	45	45	45	45	45	45	45	45			
46	46	46	46	46	46	46	46	46	46			
47	47	47	47	47	47	47	47	47	47			
48	48	48	48	48	48	48	48	48	48			
49	49	49	49	49	49	49	49	49	49			
50	50	50	50	50	50	50	50	50	50			
51	51	51	51	51	51	51	51	51	51			
52	52	52	52	52	52	52	52	52	52			
53	53	53	53	53	53	53	53	53	53			
54	54	54	54	54	54	54	54	54	54			
55	55	55	55	55	55	55	55	55	55			
56	56	56	56	56	56	56	56	56	56			
57	57	57	57	57	57	57	57	57	57			
58	58	58	58	58	58	58	58	58	58			
59	59	59	59	59	59	59	59	59	59			

Score Box			
SJD	MHS		
1	6		
2	9		
3	10		
4	11		
5	12		
6	(7)		
7	(8)		
8	15	48	
9			
10			

37			
38			
39			
40			
41			
42			
43			
44			
45			
46			
47			
48			
49			
50			
51			
52			
53			
54			
55			
56			
57			
58			
59			

16-SEP-97

NAME	1 MILE	SPLIT	2 MILE	SPLIT	3 MILE	SPLIT
HALE	5:51		11:38	5:47	17:04	5:56 5:21
MARZUOTTI	5:51		12:02	6:11	18:00	6:06 5:08
HART	5:31		11:31	6:00	17:20	6:49 5:46
FRESHIER	5:31		11:31	5:59	17:30	5:59 5:01
HOUGHENS	5:51		12:02	6:11	18:51	6:16 5:08
MCDANNALD (M)	5:51		12:19	6:28	19:04	6:27 5:01
MCDANNALD (D)	5:51		12:18		19:09	6:31 5:01
FARMER	—		—		—	—
IDEUS	—		—		—	—
MATHIS	6:16		13:15	6:59	20:00	6:41 5:01
YOUNG	—		—		—	—
RASCH	7:15		—		—	—
ZUCHENBROD	6:55		14:41		20:14	5:55 5:01
FELKNER	8:12		17:59		21:00	5:59 5:01
JOHNSTON	7:40		16:59		26:06	5:59 5:01
BOSLEY	8:13		17:59		27:00	5:59 5:01
ANDREWS	—		—		—	—

SJO AT B-H INVITE

SJO AT B-H INV										
60'S, CLOUDY, BREEZY										
20-SEP-97										
NAME	MILE	2 MILE	SPLIT	3 MILE	SPLIT	AVERAGE		POINTS	OLD TOTAL	NEW TOTAL
HALE	5:16	10:55	5:39	16:19	5:24	5:26		10	38	48
HART	5:29	11:25	5:56	17:09	5:44	5:43		10	38	48
FORSHIER	5:39	11:36	5:57	17:13	5:37	5:44		10	30.5	40.5
MARRIOTT	5:32	11:26	5:54	17:17	5:51	5:45		10	38	48
HOUGHENS	5:34	11:30	5:56	17:18	5:48	5:46		10	38	48
MCDANNALD.M	5:32	11:43	6:11	17:21	5:38	5:47		10	38	48
MCDANNALD.D	5:45	11:53	6:08	17:58	6:05	5:59		8	30.5	38.5
MATHIS	6:09	13:11	7:02	20:01	6:50	6:40		0	18	18
RASCH	6:32	13:50	7:18	20:56	7:06	6:58		3.5	5	8.5
FARMER	6:31	13:49	7:18	21:14	7:25	7:04		0	9	9
KUCHENBROD	6:58	14:23	7:25	21:41	7:18	7:13		2.5	6.5	9
JOHNSTON	7:16	15:08	7:52	22:53	7:45	7:37		1.5	1.5	3
FELKNER	7:22	15:27	8:05	23:25	7:58	7:48		1.5	1.5	3
BOSLEY	7:24	15:36	8:12	23:42	8:06	7:54		1.5	1.5	3
RETZ	6:54	14:20	7:26	22:02*	(PROJECTED FROM OXYGEN POWER)			2.5	0	2.5
			TOP 5 SPLIT = 59 SEC		1-2 SPLIT = 50 SEC					
			TOP 7 SPLIT = 1:39							
	MILE	2 MILE	SPLIT			AVERAGE				
ROBERTS	6:07	12:21	6:14			6:10		10	40	50
FRANZEN	6:31	13:19	6:48			6:39		10	40	50
VAN UITHOVEN	6:36	13:23	6:47			6:41		10	40	50
LEGERNES	6:37	13:32	6:55			6:46		10	39	49
MILLER	6:33	13:38	7:05			6:49		10	39	49
FLETCHER	6:51	14:01	7:10			7:00		10	39	49
KLEIN	6:54	14:10	7:16			7:05		10	28	38
BARBEE	6:56	14:23	7:27			7:11		10	34	44
SULLIVAN	7:04	14:44	7:40			7:22		8	35	43
BROWN	7:14	14:47	7:33			7:23		8	30	38
YEAZEL	7:17	15:16	7:59			7:38		7	23	30
STEARNS	7:34	15:32	7:58			7:46		6	21	27
VANOUS	7:25	15:47	8:22			7:53		5	15	20
KING	8:19	16:56	8:37			8:28		1	11	12
PALMER	10:10	21:50	11:40			10:55		0	0	0
			TOP 5 SPLIT = 1:17		1-2 SPLIT = 58 SEC					
			TOP 7 SPLIT = 1:49							

NAME	1 MILE	SPLIT	2 MILE	SPLIT	3 MILE	SPL. BY
1 PALE	5:00	5:00	10:00	10:00	16:00	5:26
4 MARRIOTT	5:00	5:00	10:00	10:50	17:00	5:45
HARRIS	5:00	5:00	10:00	10:00	16:09	5:43
5 HUGHES	5:00	5:00	10:00	10:00	16:00	5:46
6 McLAUGHLIN M	5:00	5:00	10:00	10:00	16:00	5:47
MANNIS	6:40	6:40	13:20	13:20	20:00	6:40
FIRMER						7:04
7 THOMPSON	5:00	5:00	10:00	10:00	16:00	5:44
McDONALD D	5:00	5:00	10:00	10:00	16:00	5:59
ROBERTSON	5:00	5:00	10:00	10:00	16:00	
TRACER	5:00	5:00	10:00	10:00	16:00	
SMITH	5:00	5:00	10:00	10:00	16:00	
FRANK	5:00	5:00	10:00	10:00	16:00	
BROWN	5:00	5:00	10:00	10:00	16:00	
REIZ	5:00	5:00	10:00	10:00	16:00	

BHHS INVITATIONAL

VAR BOYS

F-S BOYS

VAR. GIRLS

OPEN

NAME	SCHOOL	TIME				NAME	SCHOOL	TIME
1	Kelly Klein	SJO	14:10		40			
2	Shalona Barber	SJO	14:23		41			
3	Holly Sullivan	SJO	14:44		42			
4	Carly Brown	SJO	14:47		43			
5	Abby Gray	SJO	15:16		44			
6	Jennifer Stearns	SJO	15:38		45			
7	Lisa Vanous	SJO	15:47		46			
8	Jeni Harrison	Seeger	16:05		47			
9	Linnea Cary	Seeger	16:25		48			
10	Jessica Ohut	G.Park	16:38		49			
11	Dina Pina	Monroe	16:45		50			
12	Kristen King	SJO	16:56		51			
13	Valerie Anderson	Seeger	17:16		52			
14	Beth Norman	Monroe	17:41		53			
15	Jessica Knoblen	Monroe	18:30		54			
16	Jackie Randall	Arm.	18:55		55			
17	Jessie McCabe	TBL	19:25		56			
18	Hillie Allison	Unity	19:35		57			
19	Jody Palmer	SJO	21:50		58			
20					59			
21					60			
22					61			
23					62			
24					63			
25					64			
26					65			
27					66			
28					67			
29					68			
30					69			
31					70			
32					71			
33					72			
34					73			
35					74			
36					75			
37					76			
38					77			
39					78			

Boys F/S

1999 BISMARCK-HENNING INVITATIONAL

	1	2	3	4	5	6	7						PLACE
BISMARCK-HENNING	22	29	34	50									
SALT FORK	4												
SCHLARMAN	7	15	24	33									
GEORGETOWN-RIDGEFARM	6	41											
HOOPSTON-EAST LYNN	5	12	27										
OAKWOOD	20	21	46	51									
PBL	9	23	25										
ST. JOSEPH-OGDEN	1	2	32	38	44	48	49						117 ②
SEEGER	16	19	30	54									
UNITY	8	14	18	26	28	39	43						94 ①
ARMSTRONG													
VILLA GROVE													
CHRISMAN	10	11	13	42									
Momence	3	17	31	35	36	37	40	45	47	52			122 ③

53

BHHS INVITATIONAL

VAR BOYS F-S BOYS VAR. GIRLS OPEN

	NAME	SCHOOL	TIME		NAME	SCHOOL	TIME
1	Rob Forshier	SJO	17:13	40	Demetris Triplett	Momence	22:13
2	Doug Mc Donald	SJO	17:58	41	Dustin Cramer	GRF	22:17
3	Rob Anaya	Momence	18:16	42	Luke Beals	Christman	22:49
4	Joe Shirley	SF	18:35	43	Chris Komrandt	Unity	22:53
5	Dustin Smith	Hoop.	18:36	44	Jesse Johnston	SJO	22:53
6	Tom Winn	GRF	18:52	45	Ed Rakauskas	Momence	23:00
7	Bryan Goodwin	Sch.	18:55	46	Adam Krimes	Oak.	23:20
8	Tim Nauman	Unity	19:01	47	Jacob Detrelman	Momence	23:23
9	Joel Colwell	PBL	19:01	63	Liquid Elkner	SJO	23:25
10	Kevi Rogers	Christman	19:06	49	Tony Basley	SJO	23:42
11	Shannon Trailey	Christman	19:07	50	J. J. Peterson	BH	23:59
12	Joel Swartz	Hoop.	19:09	51	Blake Wells	Oak.	24:43
13	Jane Bomoser	Christman	19:12	52	Clan Schmuck	Momence	25:19
14	Gray Nausier	Unity	19:15	53	Joel Jurrell	Momence	25:44
15	Garon Drogala	Sch.	19:43	54	Kyle Purple	Secyer	26:03
16	David Barnett	Secyer	19:45	55			
17	Louis Wawrzyniak	Momence	19:46	56			
18	Luke Urazal	Unity	19:47	57			
19	Brandon White	Secyer	19:55	58			
20	Josh Stormer	Oak.	19:57	59			
21	Chris Huls	Oak.	19:59	60			
22	Chris Antonini	BH	20:06	61			
23	Doug Balk	PBL	20:13	62			
24	Bryson Hughes	Sch.	20:25	63			
25	Brian Rimold	PBL	20:26	64			
26	Tom Dowler	Unity	20:37	65			
27	Justin Braep	Hoop.	20:41	66			
28	Charlie Deakin	Unity	20:45	67			
29	Dustin Burns	BH	20:48	68			
30	Phillip Morgan	Secyer	20:53	69			
31	David Catty	Momence	20:56	00	70		
32	Jon Rasch	SJO	20:56	53	71		
33	Justin Beyers	Sch.	21:14	72			
34	Matt Cress	BH	21:19	73			
35	Josh Sylhart	Momence	21:22	74			
36	Shawn Allen	Momence	21:24	75			
37	Matt Richard	Momence	21:33	76			
38	Joel Kuchenbrod	SJO	21:41	77			
39	Chris Chestnut	Unity	22:02	78			

Girls Varsity

199¹ BISMARCK-HENNING INVITATIONAL

1 2 3 4 5 6 7 PLACE

	1	2	3	4	5	6	7						
BISMARCK-HENNING	17	49	X	X	Y								
SALT FORK	5	8	12	13	20	51	58					(58)	(2)
SCHLARMAN													
GEORGETOWN-RIDGEFARM	2	7	39	X	X								
HOOPSTON-EAST LYNN	25	36	48	X	X								
OAKWOOD	27	35	40	50	53	55	56					205	(7)
PBL	16	30	44	45	46	54	57					181	(5)
ST. JOSEPH-OGDEN	1	4	6	9	10	14	30					30	(1)
SEEGER	11	21	22	23	26	31	37					103	(3)
UNITY	3	15	24	X	X								
ARMSTRONG													
VILLA GROVE													
CHRISMAN	18	28	29	33	34	38	42					142	(4)
Momence	19	32	41	43	47	52						182	(6)

BHHS INVITATIONAL

VAR BOYS F-S BOYS VAR. GIRLS OPEN

VAR BOYS				VAR. GIRLS			
NAME	SCHOOL	TIME		NAME	SCHOOL	TIME	
1	Amy Roberts	SJO	12:21	40	Jana Wells	Oak.	15:38
2	Dorothy Newlin	GRF	12:30	41	Krista Hickey	Momence	15:49
3	Nannan Meharry	Unity	13:07	42	Emily Bonwell	Chrisman	15:52
4	Kara Franzew	SJO	13:16	43	Duryn Williams	Momence	15:57
5	Beth Burke	SJO ^{SF}	13:22	44	Sarah Pacey	PBL	16:02
6	Kristi Vanlithorn	SJO	13:23	45	Monica Barber	PBL	16:04
7	Keelan Lomax	GRF	13:25	46	Candace Dodd	PBL	16:06
8	Naley Lucas	SF	13:27	47	Julia Cullum	Momence	16:11
9	Laura Legner	SJO	13:31	48	Michelle Cornell	Hoop.	16:15
10	Marcy Miller	SJO	13:38	49	Stacey Gustafson	BH	16:26
11	Nicole Mullins	Seeger	13:44	50	Brandi Boen	Oak.	16:32
12	Kim Myers	SF	13:46	51	Dakatha Bassett	SF	16:47
13	Kala Maddox	SF	13:50	52	Jammy Killings	Momence	16:51
14	Michelle Fletcher	SJO	14:01	53	Shannon Huls	Oak.	17:07
15	Kim Boise	Unity	14:11	54	Sarah Strzesak	PBL	17:15
16	Amanda Dribby	PBL	14:16	55	Alisha Evans	Oak.	17:16
17	Laura Metzger	BH	14:21	56	Britany Biggett	Oak.	17:18
18	Shelby Taylor	Chrisman	14:24	57	Ahonda Sheldrake	PBL	18:07
19	Jana Mandrella	Momence	14:25	58			
20	Candice Maddox	SF	14:27	59			
21	Kathryn Turner	Seeger	14:29	60			
22	Abigail Tellure	Seeger	14:30	61			
23	Megan Morgan	Seeger	14:30	62			
24	Melanie Cain	Unity	14:30	63			
25	Brooke Brown	Hoop.	14:46	64			
26	Billie Karson	Seeger	15:04	65			
27	Jamie Jurey	Oak.	15:16	66			
28	Laura Rogers	Chrisman	15:19	67			
29	Amber Clarkston	Chrisman	15:22	68			
30	Natalie Carter	PBL	15:24	69			
31	Amber Silver	Seeger	15:26	70			
32	Jill Reising	Momence	15:26	71			
33	Bobbi Carnes	Chrisman	15:28	72			
34	Cassey Carnes	Chrisman	15:29	73			
35	Natalie Boglia	Oak.	15:30	74			
36	Maria Hanson	Hoop.	15:30	75			
37	Jessica Edwards	Seeger	15:31	76			
38	Marydith McKee	Chrisman	15:35	77			
39	Jessica Tutwiler	GRF	15:36	78			

Boys' Varsity

1994 BISMARCK-HENNING INVITATIONAL

1 2 3 4 5 6 7

PLACE

BISMARCK-HENNING	X										
SALT FORK	17										
SCHLARMAN	1	50	X	X	X						
GEORGETOWN-RIDGEFARM	X	X									
HOOPSTON-EAST LYNN	3	15									
OAKWOOD	4	10	16	19	25	28	34				74 (2)
PBL	9	13	23	29	31	38	41				105 (3)
ST. JOSEPH-OGDEN	2	5	6	7	8	45	51				28 (1)
SEEGER	44										
UNITY	14	18	20	22	32	36	46				106 (4)
ARMSTRONG	12	27	33	37	39	43	48				148 (5)
VILLA GROVE											
CHRISMAN	11	21	30	42							
Monence	24	26	35	40	47	49					172 (6)

BHHS INVITATIONAL

VAR BOYS

F-S BOYS

VAR. GIRLS

OPEN

VAR BOYS				VAR. GIRLS			
NAME	SCHOOL	TIME		NAME	SCHOOL	TIME	
1	Kyle O'Brien	Sch.	16:18	40	Drew Childs	Monroe	19:35
2	Matt Hale	SJO	16:19	41	Matt Anderson	TBL	19:38
3	John Hopper	Hoop.	16:40	42	Scott Dailly	Chrisman	19:50
4	Ryan Wells	Oak	16:50	43	David Lozchen	Arm.	19:53
5	Brad Hart	SJO	17:09	44	Michael Pickett	Seeger	19:59
6	John Marriott	SJO	17:17	45	Dom Mathis	SJO	20:01
7	Nate Huchens	SJO	17:18	46	Ryan Baker	Unity	20:02
8	Mike McDannald	SJO	17:21	47	RON Lee	Monroe	20:27
9	Travis Black	TBL	17:22	48	Beau Acton	Arm.	20:31:11
10	Jeremiah Wheeler	Oak	17:28	49	Josh Zimmerman	Monroe	20:31:73
11	Chad Bell	Chrisman	17:34	50	Jim Morlie	Sch.	21:03
12	Ryan Andrews	Arm.	17:35	51	Chris Farmer	SJO	21:14
13	Josh Burgess	TBL	17:43	52			
14	Andrew Mohr	Unity	17:46	53			
15	Brandon Butsch	Hoop.	17:48	54			
16	Bob Langrove	Oak	17:49	55			
17	John Jellier	SF	17:51	56			
18	Kelias Murray	Unity	17:55	40	57		
19	Caleb Stormer	Oak	17:55	90	58		
20	David Woodcock	Unity	18:07	59			
21	Joel Clausen	Chrisman	18:09	47	60		
22	James Thompson	Unity	18:09	94	61		
23	Devin Marquis	PBL	18:16	62			
24	Conner Finnigan	Monroe	18:17	63			
25	Jason Wells	Oak	18:24	33	64		
26	Richard McCurry	Monroe	18:24	70	65		
27	Garrett Hurd	Arm.	18:31	66			
28	G. J. Voorhies	Oak	18:34	67			
29	Justin Brown	PBL	18:36	68			
30	Donny Butler	Chrisman	18:39	69			
31	Joe Burgess	TBL	18:43	70			
32	Pro Lee ^{Andy} Burwell	Unity	18:45	71			
33	Brandon Hird	Arm.	18:58	72			
34	Cory Vandenberg	Oak	19:00	73			
35	Anthony Riley	Monroe	19:06	74			
36	Mike Laurent	Unity	19:13	75			
37	Preston Drey	Arm.	19:21	76			
38	Rance Daugherty	TBL	19:25	77			
39	Jeremy Martin	Arm.	19:29	78			

SJO AT SPARTAN CLASSIC

SJO AT SPARTAN CLASSIC										
70'S, SUNNY, DRY (nice!)										
27-SEP-97										
NAME	MILE	2 MILE	SPLIT	2.95	SPLIT	AVERAGE	POINTS	OLD TOTAL	NEW TOTAL	3 MI PROJ.
HALE	4:54	10:06	5:12	14:54	4:48	5:03	28			15:09
FORSHIER	5:05	10:33	5:28	15:47	5:14	5:21	28			16:03
HART	5:05	10:35	5:30	15:48	5:13	5:21	28			16:04
MARRIOTT	5:05	10:34	5:29	15:52	5:18	5:22	28			16:08
MCDANNALD,D	5:16	10:51	5:35	16:08	5:17	5:28	28			16:24
MCDANNALD,M	5:11	10:53	5:42	16:17	5:24	5:31	28			16:33
HOUCHENS	5:11	10:56	5:45	16:29	5:33	5:35	28			16:45
TOP 5 SPLIT = 1:14										
TOP 7 SPLIT = 1:35 1-2 SPLIT = 53 SEC (OUCH!)										
MILE	1.96	SPLIT				AVERAGE	POINTS	OLD TOTAL	NEW TOTAL	2.1 PROJECTED
ROBERTS	5:52	11:34	5:42			5:54	28			12:23
FRANZEN	5:57	11:57	6:00			6:05	28			12:48
LEGERNES	6:06	12:20	6:14			6:17	27			13:12
VAN UITHOVEN	6:11	12:21	6:10			6:18	27			13:13
MILLER	6:06	12:24	6:18			6:19	27			13:17
FLETCHER	6:22	12:45	6:23			6:30	26			13:39
CHANDLER	6:44	13:11	6:27			6:43	25			14:07
TOP 5 SPLIT = 50 SEC 1-2 SPILT = 23 SEC (MUCH BETTER!)										
TOP 7 SPLIT = 1:37 (52 SEC @ MILE - OUCH!)										

5:03
5:30
5:29
5:34
5:33
5:40
5:49

NAME		1 MILE	SPLIT	2 MILE	SPLIT	3 MILE	SPL. BY
28							
ROBERTS	1	5:52		11:34	#4 SUPP #4 - ALL TIME		/
28							
FRANZEN	2	5:57		11:57	#7 SUPP		/
27							
VAN VITHEVEN	4	6:11		12:21			/
25							
CHANDLER	7	6:44	52 sec	13:11	1-7 1:57	11 34	/
27							
MILLER	5	6:06		12:24	1-5 50 sec	3	/
27							
LEGERNES	3	6:06		12:20			/
26							
FLETCHER	6	6:22		12:45			/
							/
							/
HALE	28. P15 10 3	4:54		10:06		#7 JR BOY 14:54	5:03 /
FORSYER	12	5:05		10:33		#18 (AHEAD OF B PERFORM) 15:47	5:35 /
MARRIOTT	15	5:05		10:34		15:52	/
HART	14	5:05		10:35		15:48	5:17 /
HOUGHANS	33 24	5:11		10:56	5:45	16:29	5:30 9 /
McDANNAID (H)	14	5:11		10:53	5:42	16:17	5:11 /
McDANNAID (D)	19	5:16		10:51		16:08	5:33 /

SPARTAN CLASSIC 1997

DATE: 9-27-97

TEAM SCORES - SPARTAN CLASSIC-GIRL

1>	ST. JOSEPH-OGDEN HIGH33
2>	SALT FORK99
3>	DELAVAN-TREMONT HIGH102
4>	MAHOMET-SEYMOUR HIGH137
5>	DECATUR-ST. TERESA170
6>	MONTICELLO HIGH181
7>	TUSCOLA-ATWOOD-HAMMOND	..184
8>	UNIVERSITY HIGH216
9>	SULLIVAN HIGH294
10>	TRI VALLEY HIGH296
11>	CHRISMAN HIGH306
12>	SHELBYVILLE HIGH350
13>	PAXTON BUCKLEY LODA HIGH	354
14>	CUMBERLAND HIGH377
15>	COWDEN-HERRICK HIGH413
16>	ST. ANTHONY HIGH421
17>	VILLA GROVE HIGH441
18>	MIDWEST CENTRAL HIGH444
19>	CENTRAL A&M HIGH451
20>	OAKWOOD HIGH523
21>	COVINGTON HIGH556

LENGTH OF COURSE: 2.0 MILES
FINAL RESULTS - SPARTAN CLASSIC-GIRL

1
8
P20

PLACE	NUMBER	NAME	SCHOOL	TEAM PLACEMENT	TIME
1	#00096	ROBERTS, AMY - SO.....	ST. JOSEPH-OGDEN HIGH....	1	
2	#00049	*NEWLIN, LINDSAY - SR...	GEORGETOWN-RIDGEFARM HIGH--		6:15
3	#00123	*MEHARRY, HANNAH - FR...	UNITY-TOLONO HIGH.....		
4	#00035	ROUNDTREE, JULIA - SR...	DECATUR-ST. TERESA.....	2	1997 9 28
5	#00042	HALL, JESSICA - JR.....	DELAVAN-TREMONT HIGH.....	3	START 0:06
6	#00097	FRANZEN, KARA - SO.....	ST. JOSEPH-OGDEN HIGH....	4	SPLIT
7	#00061	BOBSIN, SARAH - SR.....	MAHOMET-SEYMOUR HIGH.....	5	1-0:11'34 30
8	#00008	*BLUMENSTEIN, ANGIE - JR	BREESE CENTRAL HIGH.....		2-0:11'43 13
9	#00036	PAPA, ALICIA - SO.....	DECATUR-ST. TERESA.....	6	3-0:11'51 45
10	#00089	BURKE, BETH - FR.....	SALT FORK.....	7	4-0:11'51 87
11	#00101	LEGERNES, LAURA - JR...	ST. JOSEPH-OGDEN HIGH....	8	5-0:11'54 48
12	#00098	VAN UITHOVEN, KRISTI...	ST. JOSEPH-OGDEN HIGH....	9	6-0:11'57 71
13	#00117	ARD, CANDY - SR.....	TUSCOLA-ATWOOD-HAMMOND...	10	7-0:11'59 87
14	#00100	MILLER, MARCY - SR.....	ST. JOSEPH-OGDEN HIGH....	11	8-0:12'13 62
15	#00091	SELBY, APRIL - SO.....	SHELBYVILLE HIGH.....	12	9-0:12'17 14
16	#00043	LYNN, HEATHER - SR.....	DELAVAN-TREMONT HIGH.....	13	10-0:12'20 07
17	#00092	SKINNER, ELLY - SO.....	SHELBYVILLE HIGH.....	14	11-0:12'20 53
18	#00166	TRAUB, KATHRYN - SR...	MONTICELLO HIGH.....	15	12-0:12'21 00
19	#00062	TELTHORST, ANGELA - JR.	MAHOMET-SEYMOUR HIGH....	16	13-0:12'23 39
20	#00075	*MORRIS, BROOKE - JR....	NEOGA HIGH.....		14-0:12'24 30
21	#00087	LUCAS, HALEY - SO.....	SALT FORK.....	17	15-0:12'24 91
22	#00044	LOWRY, MARGARET - JR...	DELAVAN-TREMONT HIGH....	18	16-0:12'26 35
23	#00052	*LOMAX, LEEANN - SO.....	GEORGETOWN-RIDGEFARM HIGH--		17-0:12'28 40
24	#00085	MYERS, KIM - SR.....	SALT FORK.....	19	18-0:12'30 36
25	#00151	TRIBBY, AMANDA - SO....	PAXTON BUCKLEY LODA HIGH.	20	19-0:12'31 26
26	#00132	WEI, MELISSA - SO.....	UNIVERSITY HIGH.....	21	20-0:12'31 94
27	#00102	*FLETCHER, MICHELLE - SR	ST. JOSEPH-OGDEN HIGH....	22	21-0:12'34 13
28	#00119	WETZEL, BECKY - SR.....	TUSCOLA-ATWOOD-HAMMOND...	23	22-0:12'35 14
29	#00104	ZIMMERMAN, CLAIRE - JR.	SULLIVAN HIGH.....	24	23-0:12'35 75
30	#00029	BOWMAN, CASSIE - JR....	CUMBERLAND HIGH.....	25	24-0:12'38 36
31	#00124	*BOISE, KIM - FR.....	UNITY-TOLONO HIGH.....		25-0:12'40 12
32	#00086	MADDOX, KALA - SO.....	SALT FORK.....	26	26-0:12'42 91
33	#00064	MCELMURRY, SARA - SR...	MAHOMET-SEYMOUR HIGH....	27	27-0:12'45 67
34	#00120	REINHART, STEPHANIE - S	TUSCOLA-ATWOOD-HAMMOND...	28	28-0:12'46 45
35	#00167	BROWN, MADELINE - JR...	MONTICELLO HIGH.....	29	29-0:12'46 94
36	#00084	MADDOX, CANDI - SR.....	SALT FORK.....	30	30-0:12'47 47
37	#00046	CARSON, JESSICA - JR...	DELAVAN-TREMONT HIGH....	31	31-0:12'48 08
38	#00125	*CAIN, MELANIE - FR.....	UNITY-TOLONO HIGH.....		32-0:12'49 31
39	#00130	LU, JING - JR.....	UNIVERSITY HIGH.....	32	33-0:12'51 33
40	#00099	*CHANDLER, KRISTEN - FR.	ST. JOSEPH-OGDEN HIGH....	33	34-0:12'52 70
41	#00158	DUST, TRESSIE - JR.....	ST. ANTHONY HIGH.....	34	35-0:12'55 60
42	#00144	NAVARRO, DAWNYA - FR...	COWDEN-HERRICK HIGH.....	35	36-0:12'58 41
43	#00173	KING, JANIE - SO.....	TRI VALLEY HIGH.....	36	37-0:13'05 35
44	#00045	KOONCE, MARY - SO.....	DELAVAN-TREMONT HIGH....	37	38-0:13'06 10
45	#00048	*MILLER, SARAH - FR.....	DELAVAN-TREMONT HIGH....	38	39-0:13'10 98
46	#00143	XANDERS, MELISSA - SO..	VILLA GROVE HIGH.....	39	40-0:13'11 48
47	#00047	*SHAY, MEGAN - JR.....	DELAVAN-TREMONT HIGH....	40	41-0:13'12 00
48	#00111	PAGE, COURTNEY - FR....	TRI VALLEY HIGH.....	41	42-0:13'12 89
49	#00168	GEISSAL, EMILY - SR....	MONTICELLO HIGH.....	42	43-0:13'15 91
50	#00016	TAYLOR, SHELBY - FR....	CHRISMAN HIGH.....	43	44-0:13'16 67
51	#00065	CAMPION, COLLEEN - SR..	MAHOMET-SEYMOUR HIGH....	44	45-0:13'17 12
52	#00063	MELTON, SHAMRA - FR....	MAHOMET-SEYMOUR HIGH....	45	46-0:13'18 18

(MORE ON NEXT PAGE...)

53>	#00170	GIBSON, CATI - JR.....	MONTICELLO HIGH.....	46	0:00:00
54>	#00001	*METZEN, LAURA - JR.....	BISMARCK-HENNING HIGH....	---	53-0:13'27 71
55>	#00037	SMITH, JENNIFER - SR...	DECATUR-ST. TERESA.....	47	54-0:13'29 87
					55-0:13'33 05
56>	#00133	TABB, REBECCA - SO.....	UNIVERSITY HIGH.....	48	56-0:13'33 93
57>	#00171	SEVERIN, CHRISTINE - FR	MONTICELLO HIGH.....	49	57-0:13'34 56
58>	#00005	*GAINES, STEPH - SR.....	BLUE RIDGE HIGH.....	---	58-0:13'35 18
59>	#00105	PALMER, JAMIE - SO.....	SULLIVAN HIGH.....	50	59-0:13'35 59
60>	#00169	*MYRICK, MEGAN - SR.....	MONTICELLO HIGH.....	51	60-0:13'37 24
					61-0:13'39 95
61>	#00040	EDEN, CHRISTIN - SO....	DECATUR-ST. TERESA.....	52	62-0:13'44 01
62>	#00114	TYRREL, JENNIFER - JR..	TRI VALLEY HIGH.....	53	63-0:13'44 51
63>	#00019	CARNES, BOBBI - SR.....	CHRISMAN HIGH.....	54	64-0:13'45 26
64>	#00136	JASSIM, HANAN - JR.....	UNIVERSITY HIGH.....	55	65-0:13'46 48
65>	#00058	*BROWN, BROOKE - SR.....	HOPESTON AREA HIGH.....	---	66-0:13'47 20
					67-0:13'47 78
66>	#00066	*CARPER, CRISTEN - SO...	MAHOMET-SEYMOUR HIGH.....	56	68-0:13'49 02
67>	#00106	PETERS, CHELSEY - SO...	SULLIVAN HIGH.....	57	69-0:13'49 46
68>	#00172	*ALBAUGH, NATALIE - FR..	MONTICELLO HIGH.....	58	70-0:13'50 18
69>	#00121	MATTLIN, CHRISSEY - FR..	TUSCOLA-ATWOOD-HAMMOND...	59	71-0:13'50 87
70>	#00135	ZODHIATES, ARIEL - SO..	UNIVERSITY HIGH.....	60	72-0:13'51 70
					73-0:13'52 51
71>	#00152	CARTER, NATALIE - SO...	PAXTON BUCKLEY LODA HIGH.	61	74-0:13'53 32
72>	#00009	JUST, BERNADETTE - FR..	CENTRAL A&M HIGH.....	62	75-0:13'53 71
73>	#00038	CLIFFORD, KELLI - SO...	DECATUR-ST. TERESA.....	63	76-0:13'54 08
74>	#00116	DAVIDSON, MADALYN - SR.	TUSCOLA-ATWOOD-HAMMOND...	64	77-0:13'56 22
75>	#00018	MCGEE, MEREDITH - SO...	CHRISMAN HIGH.....	65	78-0:13'57 44
					79-0:13'58 52
76>	#00141	MARLATT, JENNIFER - JR.	VILLA GROVE HIGH.....	66	80-0:13'59 27
77>	#00017	CLARKSTON, AMBER - JR..	CHRISMAN HIGH.....	67	81-0:14'01 17
78>	#00131	*BROTHERS, EMILY - SR...	UNIVERSITY HIGH.....	68	82-0:14'02 76
79>	#00112	BAUER, RYANNE - JR.....	TRI VALLEY HIGH.....	69	83-0:14'04 64
80>	#00071	BRITZ, SARA - SO.....	MIDWEST CENTRAL HIGH.....	70	84-0:14'05 38
					85-0:14'05 74
81>	#00161	CALDWELL, MARILYN - SO.	ST. ANTHONY HIGH.....	71	86-0:14'06 28
82>	#00107	FEELER, EMILY - FR.....	SULLIVAN HIGH.....	72	87-0:14'09 71
83>	#00165	*KIVIMAKI, MAARIT - SR..	ARGENTA OREANA HIGH.....	---	88-0:14'11 22
84>	#00030	HAGA, MELISSA, JR.....	CUMBERLAND HIGH.....	73	89-0:14'12 11
85>	#00134	*DEPEW, TORY - JR.....	UNIVERSITY HIGH.....	74	90-0:14'12 62
					91-0:14'13 25
86>	#00093	SMITH, RACHEL - FR.....	SHELBYVILLE HIGH.....	75	92-0:14'15 01
87>	#00002	*LIGHT, KRISTIN - SO....	BISMARCK-HENNING HIGH....	---	93-0:14'15 96
88>	#00067	*SINOW, RENEE - SO.....	MAHOMET-SEYMOUR HIGH.....	76	94-0:14'16 48
89>	#00021	ROGERS, LAURA - JR.....	CHRISMAN HIGH.....	77	95-0:14'17 50
90>	#00159	OVERBECK, JILL - SO....	ST. ANTHONY HIGH.....	78	96-0:14'22 71
					97-0:14'23 30
91>	#00078	GOGLIA, NATALIE - SO...	OAKWOOD HIGH.....	79	98-0:14'24 25
92>	#00079	FOUREZ, JAMI - SR.....	OAKWOOD HIGH.....	80	99-0:14'24 85
93>	#00034	PRUITT, KIM - FR.....	CUMBERLAND HIGH.....	81	00-0:14'26 10
94>	#00068	DIERKER, KATIE - JR...	MIDWEST CENTRAL HIGH.....	82	1-0:14'26 98
95>	#00122	*HALL, ERICA - FR.....	TUSCOLA-ATWOOD-HAMMOND...	83	2-0:14'27 66
					3-0:14'28 45
96>	#00020	*CARNES, CASI - SO.....	CHRISMAN HIGH.....	84	4-0:14'30 07
97>	#00059	*CORNELL, NICHOLE - SO..	HOPESTON AREA HIGH.....	---	5-0:14'34 27
98>	#00148	BANNING, SAM - SO.....	COWDEN-HERRICK HIGH.....	85	6-0:14'35 21
99>	#00013	PHARES, HEATHER - SR...	CENTRAL A&M HIGH.....	86	7-0:14'36 68
100>	#00142	WILLIAMSON, MELISSA - JR	VILLA GROVE HIGH.....	87	8-0:14'37 38
					9-0:14'37 89
101>	#00153	PALTY - SARAH - SO....	PAXTON BUCKLEY LODA HIGH.	88	10-0:14'38 62
102>	#00145	BANNING, BRI - JR.....	COWDEN-HERRICK HIGH.....	89	0:00:00
103>	#00154	FOSTER, REBEKAH - FR...	PAXTON BUCKLEY LODA HIGH.	90	0:00:00
104>	#00109	STEWART, MELISSA - JR..	SULLIVAN HIGH.....	91	0:00:00
105>	#00069	GARMAN, LACEY - JR.....	MIDWEST CENTRAL HIGH.....	92	0:00:00
					0:00:00
106>	#00060	*HANSON, MARIA - FR.....	HOPESTON AREA HIGH.....	---	0:00:00
107>	#00146	CROUCH, JAMI - SR.....	COWDEN-HERRICK HIGH.....	93	0:00:00
108>	#00006	*MECUM, KATIE - FR.....	BLUE RIDGE HIGH.....	---	0:00:00
109>	#00011	BUSHMAN, CHRISTA - JR..	CENTRAL A&M HIGH.....	94	0:00:00
110>	#00054	*TUTWILER, JESSICA - FR.	GEORGETOWN-RIDGEFARM HIGH--	---	0:00:00

(MORE ON NEXT PAGE...)

111>	#00157	HARBER, MONICA - SO....PAXTON BUCKLEY LODA HIGH.	95	0:00.00
112>	#00033	NELSON, RACHEAL - SO...CUMBERLAND HIGH.....	96	11-0:14'39 11
113>	#00115	SHEPELMAN, SARAH - SO.TRI VALLEY HIGH.....	97	12-0:14'39 67
114>	#00023	BAKER, KENDRA - FR....COVINGTON HIGH.....	98	13-0:14'43 16
115>	#00070	REYNOLDS, MICHELLE - JRMIDWEST CENTRAL HIGH.....	99	14-0:14'44 21
				15-0:14'45 53
116>	#00015	WILLIAMS, BRIANNA - SR.CENTRAL A&M HIGH.....	100	16-0:14'46 16
117>	#00072	NASH, JAMIE - SO.....MIDWEST CENTRAL HIGH....	101	17-0:14'52 41
118>	#00003	*GUSTAFSON, STACEY - SO.BISMARCK-HENNING HIGH...---		18-0:14'53 06
119>	#00032	LONG, ADREE - FR.....CUMBERLAND HIGH.....	102	19-0:14'54 59
120>	#00039	*COBB, CAROLINE - SO....DECATUR-ST. TERESA.....	103	20-0:14'56 30
				21-0:14'58 98
121>	#00108	*HAGEN, LINDSEY - FR....SULLIVAN HIGH.....	104	22-0:15'00 04
122>	#00024	COLE, LUCY - SR.....COVINGTON HIGH.....	105	23-0:15'03 90
123>	#00113	*SKIDMORE, LINDSEY - JR.TRI VALLEY HIGH.....	106	24-0:15'05 80
124>	#00022	*BONWELL, EMILY - FR....CHRISMAN HIGH.....	107	25-0:15'06 27
125>	#00110	*CALDWELL, MEREDITH - FRTRI VALLEY HIGH.....	108	26-0:15'07 42
				27-0:15'17 01
126>	#00010	MCLAIN, CARA - FR.....CENTRAL A&M HIGH.....	109	28-0:15'20 77
127>	#00083	LIGGETT, BRITANY - FR..OAKWOOD HIGH.....	110	29-0:15'21 50
128>	#00149	TUCKER, KARA - JR.....COWDEN-HERRICK HIGH....	111	30-0:15'25 54
129>	#00025	DARWACTER, DESIREE - SOCOVINGTON HIGH.....	112	31-0:15'30 54
130>	#00175	*SNIDER, LINDSAY - SO...TUSCOLA-ATWOOD-HAMMOND...---		32-0:15'35 27
				33-0:15'35 83
131>	#00026	LIGLER, LINDSAY - SR...COVINGTON HIGH.....	113	34-0:15'39 70
132>	#00073	*KRESAL, KANDACE - SO...MIDWEST CENTRAL HIGH....	114	35-0:15'41 57
133>	#00150	*BOEHM, TONYA - SO.....COWDEN-HERRICK HIGH....	115	36-0:15'45 44
134>	#00137	APGAR, ASHLEY - FR.....VILLA GROVE HIGH.....	116	37-0:15'52 36
135>	#00156	*DODD, CANDACE - SO.....PAXTON BUCKLEY LODA HIGH	117	38-0:15'53 37
				39-0:15'54 54
136>	#00162	MERKEL, KATIE - SO.....ST. ANTHONY HIGH.....	118	40-0:15'56 04
137>	#00103	*MARLOW, BETH - SR.....SULLIVAN HIGH.....	119	41-0:15'56 99
138>	#00163	NIEMERG, KELLY - SO....ST. ANTHONY HIGH.....	120	42-0:16'04 50
139>	#00014	*TILLMAN, EBONY - SR....CENTRAL A&M HIGH.....	121	43-0:16'07 65
140>	#00155	*STRZESAK, SARAH - SR...PAXTON BUCKLEY LODA HIGH	122	44-0:16'08 47
				45-0:16'27 02
141>	#00095	GILMORE, JACQUE - FR...SHELBYVILLE HIGH.....	123	46-0:16'27 46
142>	#00004	*FERNALD, CHERYL - SR...BLUE RIDGE HIGH.....	---	47-0:16'33 06
143>	#00028	*ST. JOHN, AMY - JR....CUMBERLAND HIGH.....	124	48-0:16'48 95
144>	#00082	EVANS, ALICEA - JR.....OAKWOOD HIGH.....	125	49-0:16'58 59
145>	#00094	HEATHCOCK, SUMMER - FR.SHELBYVILLE HIGH.....	126	50-0:17'28 91
				51-0:17'42 70
146>	#00031	*LAUE, MICAH - JR.....CUMBERLAND HIGH.....	127	52-0:17'53 33
147>	#00027	TAYLOR, LASHAI - SR....COVINGTON HIGH.....	128	53-0:18'15 37
148>	#00077	BOEN, BRANDI - JR.....OAKWOOD HIGH.....	129	54-0:19'02 96
149>	#00080	*DALBY, BRENDA - SO....OAKWOOD HIGH.....	130	54-0:19'11 21
150>	#00081	*RICHTER, BETH - FR....OAKWOOD HIGH.....	131	
151>	#00164	*MITCHELL, HOLLY - SO...ST. ANTHONY HIGH.....	132	
152>	#00129	*ELLISON, SALLIE - JR...UNITY-TOLONO HIGH.....	---	
153>	#00139	CLER, REBECCA - SO....VILLA GROVE HIGH.....	133	
154>	#00140	*LOEH, COURTNEY - SR....VILLA GROVE HIGH.....	134	

*-INELIGIBLE TO SCORE AND DOES NOT COUNT TOWARDS TEAM

SPARTAN CLASSIC 1997
 DATE: 9-27-97

TEAM SCORES - SPARTAN CLASSIC-BOYS

1>	ST. JOSEPH-OGDEN HIGH	58
2>	OAKWOOD HIGH	120
3>	SHELBYVILLE HIGH	121
4>	DELAVAN-TREMONT HIGH	180
5>	UNIVERSITY HIGH	185
6>	BREESE CENTRAL HIGH	227
7>	CUMBERLAND HIGH	235
8>	PAXTON BUCKLEY LODA HIGH	239
9>	UNITY-TOLONO HIGH	248
10>	TUSCOLA-ATWOOD-HAMMOND	273
11>	HOOPESTON AREA HIGH	308
12>	CHRISMAN HIGH	315
13>	COWDEN-HERRICK HIGH	326
14>	SULLIVAN HIGH	342
15>	MIDWEST CENTRAL HIGH	359
16>	ST. ANTHONY HIGH	365
17>	TRI VALLEY HIGH	409
18>	SCHLARMAN HIGH	412
19>	MAHOMET-SEYMOUR HIGH	414
20>	VILLA GROVE HIGH	558
21>	TREMONT HIGH	575
22>	CENTRAL A&M HIGH	617

SPARTAN CLASSIC 1997: 9-27-97

LENGTH OF COURSE: 3.0 MILES
 FINAL RESULTS - SPARTAN CLASSIC-BOYS

Move time up
 1 place

PLACE	NUMBER	NAME	SCHOOL	TEAM PLACI
1>	#00101	STANDERFER, LUKE - SR.	SULLIVAN HIGH	1
2>	#00094	HALE, MATT - JR.	ST. JOSEPH-OGDEN HIGH	2
3>	#00164	O'BRIEN, KYLE - SR.	SCHLARMAN HIGH	3
4>	#00124	HANNERS, ROBERT - JR.	TUSCOLA-ATWOOD-HAMMOND	4
5>	#00051	SHAFFER, JOHN - JR.	HOOPESTON AREA HIGH	5
6>	#00087	MILLER, MATT - JR.	SHELBYVILLE HIGH	6
7>	#00078	WELLS, RYAN - SR.	OAKWOOD HIGH	7
8>	#00011	HUEGEN, NATHAN - JR.	BREESE CENTRAL HIGH	8
9>	#00041	HENDRICK, ADAM - JR.	DELAVAN-TREMONT HIGH	9
10>	#00136	HELFRICH, JEFF - JR.	UNIVERSITY HIGH	10
11>	#00097	FORSHER, ROB - SO.	ST. JOSEPH-OGDEN HIGH	11
12>	#00088	GALVIN, JEROD - SO.	SHELBYVILLE HIGH	12
13>	#00095	HART, BRAD - JR.	ST. JOSEPH-OGDEN HIGH	13
14>	#00096	MARRIOTT, JOHN - JR.	ST. JOSEPH-OGDEN HIGH	14
15>	#00079	WHEELER, JEREMIAH - SR.	OAKWOOD HIGH	15
16>	#00137	REYNOLDS, ADAM - SR.	UNIVERSITY HIGH	16
17>	#00157	GLAZIK, TRAVIS - SO.	PAXTON BUCKLEY LODA HIGH	17
18>	#00100	MCDANNALD, DOUG - FR.	ST. JOSEPH-OGDEN HIGH	18
19>	#00127	MCDANIEL, BRIAN - JR.	TUSCOLA-ATWOOD-HAMMOND	19
20>	#00158	BURGESS, JOSH - SO.	PAXTON BUCKLEY LODA HIGH	20
21>	#00009	*HANNAH, TOM - SO.	BLUE RIDGE HIGH	21
22>	#00082	HARGROVE, ROB - FR.	OAKWOOD HIGH	22
23>	#00089	LUTHY, SEAN - JR.	SHELBYVILLE HIGH	23
24>	#00099	*MCDANNALD, MIKE - JR.	ST. JOSEPH-OGDEN HIGH	24
25>	#00036	FINNEY, JUSTIN - SO.	CUMBERLAND HIGH	25
26>	#00042	LESSEN, BRYAN - SR.	DELAVAN-TREMONT HIGH	26
27>	#00138	HERENDEEN, PAUL - SR.	UNIVERSITY HIGH	27

Boys

1997	9	28
START	0:	07
SPLIT		
1-0:	14'	38 77
2-0:	14'	54 18
3-0:	14'	54 65
4-0:	15'	01 33
5-0:	15'	12 26
6-0:	15'	15 43
7-0:	15'	25 83
8-0:	15'	39 32
9-0:	15'	42 38
10-0:	15'	43 81
11-0:	15'	47 32
12-0:	15'	47 76
13-0:	15'	48 30
14-0:	15'	48 84
15-0:	15'	52 01
16-0:	15'	55 97
17-0:	16'	02 45
18-0:	16'	03 17
19-0:	16'	08 58
20-0:	16'	09 07
21-0:	16'	09 60
22-0:	16'	11 26
23-0:	16'	14 48
24-0:	16'	15 02
25-0:	16'	17 73
26-0:	16'	19 43
27-0:	16'	20 02

Top 10 (3) Sr
 Top 10 (7) Jr

So

Fr

(MORE ON NEXT PAGE...)

28>	#00012	CASTILLO, HELAMAN - JR.	BREESE CENTRAL HIGH.....	27	28-0:16'20	63
29>	#00025	BELL, CHAD - JR.....	CHRISMAN HIGH.....	28	29-0:16'24	15
30>	#00045	WRIGHT, AARON - SO.....	DELAVAN-TREMONT HIGH.....	29	30-0:16'27	68
31>	#00090	HOOD, JIM - SO.....	SHELBYVILLE HIGH.....	30	31-0:16'28	94
32>	#00098	*HOUCHENS, NATE - JR....	ST. JOSEPH-OGDEN HIGH....	31	32-0:16'29	49
33>	#00149	RUND, BEN - JR.....	VILLA GROVE HIGH.....	32	33-0:16'29	83
34>	#00150	THOMPSON, CORY - SR....	COWDEN-HERRICK HIGH.....	33	34-0:16'30	44
35>	#00052	BERTSCH, BRANDON - SR..	HOOPESTON AREA HIGH.....	34	35-0:16'32	59
					36-0:16'34	39
36>	#00081	WILLS, JASON - SO.....	OAKWOOD HIGH.....	35	37-0:16'35	14
37>	#00131	WOODCOCK, JARED - FR...	UNITY-TOLONO HIGH.....	36	38-0:16'35	77
38>	#00129	MOHR, ANDY - JR.....	UNITY-TOLONO HIGH.....	37	39-0:16'36	40
39>	#00115	EPPERSON, ROB - SO.....	TRI VALLEY HIGH.....	38	40-0:16'36	93
40>	#00085	*TELLIER, JOHN - SR.....	SALT FORK.....	---	41-0:16'37	48
					42-0:16'38	21
41>	#00035	CISNEY, DANIEL - JR....	CUMBERLAND HIGH.....	39	43-0:16'39	11
42>	#00151	DUNAWAY, JASON - SR....	COWDEN-HERRICK HIGH.....	40	44-0:16'39	51
43>	#00026	CLAUSEN, JOEL - SR.....	CHRISMAN HIGH.....	41	45-0:16'40	06
44>	#00080	STORMER, CALEB - SR....	OAKWOOD HIGH.....	42	46-0:16'40	74
45>	#00084	*VANDENBERG, CORY - JR..	OAKWOOD HIGH.....	43	47-0:16'41	63
					48-0:16'42	06
46>	#00060	CLEMENTS, RYAN - SR....	MAHOMET-SEYMOUR HIGH....	44	49-0:16'42	64
47>	#00043	CAMP, JOE - JR.....	DELAVAN-TREMONT HIGH....	45	50-0:16'43	83
48>	#00102	PARKS, COREY - SO.....	SULLIVAN HIGH.....	46	51-0:16'45	18
49>	#00170	BIERMAN, MARK - SO.....	ST. ANTHONY HIGH.....	47	52-0:16'46	14
50>	#00159	MARQUIS, DEVIN - SR....	PAXTON BUCKLEY LODA HIGH.	48	53-0:16'46	92
					54-0:16'47	70
51>	#00132	THOMPSON, JAMES - JR...	UNITY-TOLONO HIGH.....	49	55-0:16'48	63
52>	#00039	HUDDLESTUN, DANIEL - SR	CUMBERLAND HIGH.....	50	56-0:16'48	97
53>	#00091	BOEHM, CHRIS - JR.....	SHELBYVILLE HIGH.....	51	57-0:16'49	62
54>	#00071	*STRADER, BRIAN - JR....	NEOGA HIGH.....	---	58-0:16'50	21
55>	#00130	MEHARRY, LUCAS - SO....	UNITY-TOLONO HIGH.....	52	59-0:16'50	70
					60-0:16'53	39
56>	#00169	GOLDSTEIN, MATT - SO...	ST. ANTHONY HIGH.....	53	61-0:16'53	73
57>	#00066	SEVERNS, CORT - SO.....	MIDWEST CENTRAL HIGH....	54	62-0:16'54	23
58>	#00171	WIEDMAN, MIKE - FR.....	ST. ANTHONY HIGH.....	55	63-0:16'55	47
59>	#00067	WOIWODE, JARED - FR....	MIDWEST CENTRAL HIGH....	56	64-0:16'56	53
60>	#00034	BLADE, JOSH - JR.....	CUMBERLAND HIGH.....	57	65-0:16'56	87
					66-0:16'57	17
61>	#00053	SMITH, DUSTIN - FR.....	HOOPESTON AREA HIGH.....	58	67-0:16'57	70
62>	#00028	BUTLER, TONY - SR.....	CHRISMAN HIGH.....	59	68-0:17'01	22
63>	#00104	EDWARDS, CLINT - SR....	SULLIVAN HIGH.....	60	69-0:17'06	59
64>	#00013	ALBERS, CHRIS - SR.....	BREESE CENTRAL HIGH.....	61	70-0:17'07	53
65>	#00014	DETMER, TIM - SO.....	BREESE CENTRAL HIGH.....	62	71-0:17'08	35
					72-0:17'11	20
66>	#00141	WRIGHT, ERIK - SO.....	UNIVERSITY HIGH.....	63	73-0:17'11	62
67>	#00152	RICHARDS, JUSTIN - SO..	COWDEN-HERRICK HIGH.....	64	74-0:17'12	30
68>	#00037	HARRIS, DERRICK, SR....	CUMBERLAND HIGH.....	65	75-0:17'12	62
69>	#00162	ANDERSON, MATT - JR....	PAXTON BUCKLEY LODA HIGH.	66	76-0:17'13	13
70>	#00040	*NEBEL, DENTON - JR.....	CUMBERLAND HIGH.....	67	77-0:17'14	81
					78-0:17'15	33
71>	#00061	EMKES, KYLE - FR.....	MAHOMET-SEYMOUR HIGH....	68	79-0:17'15	80
72>	#00015	CASTILLO, JOSH - FR....	BREESE CENTRAL HIGH.....	69	80-0:17'16	36
73>	#00140	MATHEWS, NATE - JR....	UNIVERSITY HIGH.....	70	81-0:17'17	28
74>	#00139	*TERRY, CHARLES - SO...	UNIVERSITY HIGH.....	71	82-0:17'20	13
75>	#00044	WHEELER, ANDREW - FR...	DELAVAN-TREMONT HIGH....	72	83-0:17'21	44
					84-0:17'22	88
76>	#00120	CORUM, DAN - SO.....	TRI VALLEY HIGH.....	73	85-0:17'23	38
77>	#00133	BURWELL, ANDY - SR.....	UNITY-TOLONO HIGH.....	74	0:00.00	
78>	#00086	*SHIRLEY, JOE - SO.....	SALT FORK.....	---		
79>	#00093	*TAPP, JOSH - SO.....	SHELBYVILLE HIGH.....	75		
80>	#00126	KOCHER, JASON - SO.....	TUSCOLA-ATWOOD-HAMMOND...	76		
81>	#00165	GOODWIN, BRYAN - SO....	SCHLARMAN HIGH.....	77	0:00.00	
82>	#00064	WOOD, GEORGE - SO.....	MIDWEST CENTRAL HIGH....	78	0:00.00	
83>	#00172	MCCALL, RYAN - SO.....	ST. ANTHONY HIGH.....	79	3:00:00.00	
84>	#00038	*HENDERSON, DUSTIN - FR.	CUMBERLAND HIGH.....	80	0:00.00	
85>	#00123	GROVES, SCOTT - JR.....	TUSCOLA-ATWOOD-HAMMOND...	81	0:00.00	

(MORE ON NEXT PAGE...)

86>	#00059	HATCH, NICK - SR.....	MAHOMET-SEYMOUR HIGH.....	82	86-0:17'24	30
87>	#00092	*PIERSON, MATT - SO.....	SHELBYVILLE HIGH.....	83	87-0:17'24	92
88>	#00117	GEISER, COLBY - FR.....	TRI VALLEY HIGH.....	84	88-0:17'25	49
89>	#00176	*BEZY, BRYCE - SO.....	MONTICELLO HIGH.....	---	89-0:17'27	31
90>	#00068	WOIWODE, AARON - FR....	MIDWEST CENTRAL HIGH.....	85	90-0:17'27	93
91>	#00070	SHEFF, ROBERT - SO.....	MIDWEST CENTRAL HIGH.....	86	91-0:17'29	15
92>	#00142	*GAHVARI, HORMOZD - JR..	UNIVERSITY HIGH.....	87	92-0:17'29	68
93>	#00161	BURGESS, JOE - JR.....	PAXTON BUCKLEY LODA HIGH.	88	93-0:17'31	92
94>	#00027	RAMOSER, JAKE - SO.....	CHRISMAN HIGH.....	89	94-0:17'32	45
95>	#00048	*WINN, TOM - FR.....	GEORGETOWN-RIDGEFARM HIGH--	---	95-0:17'33	60
96>	#00167	TROGLIA, AARON - FR....	SCHLARMAN HIGH.....	90	96-0:17'34	36
97>	#00109	MOORE, BRIAN - JR.....	TREMONT HIGH.....	91	97-0:17'34	75
98>	#00047	*VANDYKE, JAMES - FR....	DELAVAN-TREMONT HIGH.....	92	98-0:17'35	39
99>	#00125	HEYEN, TIM - JR.....	TJUSCOLA-ATWOOD-HAMMOND...	93	99-0:17'38	04
100>	#00156	STUCKEMEYER, DOUG - SR.	COWDEN-HERRICK HIGH.....	94	00-0:17'39	07
101>	#00154	TUCKER, ALAN - FR.....	COWDEN-HERRICK HIGH.....	95	1-0:17'40	32
102>	#00160	*COLWELL, JOEL - FR....	PAXTON BUCKLEY LODA HIGH.	96	2-0:17'43	33
103>	#00065	*WRIGHT, MATT - JR.....	MIDWEST CENTRAL HIGH.....	97	3-0:17'47	44
104>	#00029	HUMRICHAUS, SETH - FR..	CHRISMAN HIGH.....	98	4-0:17'47	91
105>	#00055	SWARTZ, JOEL - SO.....	HOOPESTON AREA HIGH.....	99	5-0:17'48	48
106>	#00108	DOERING, BRENT - JR....	TREMONT HIGH.....	100	6-0:17'54	41
107>	#00063	FAGAN, CHRIS - SR.....	MAHOMET-SEYMOUR HIGH....	101	7-0:17'57	16
108>	#00083	*STORMER, JOSH - SO.....	OAKWOOD HIGH.....	102	8-0:18'06	71
109>	#00016	*GOLDSBOROUGH, JAKE - SO	BREESE CENTRAL HIGH.....	103	9-0:18'09	17
110>	#00163	*BREHM, MITCH - JR.....	PAXTON BUCKLEY LODA HIGH	104	10-0:18'09	65
111>	#00121	SWIGART, JP - SO.....	TRI VALLEY HIGH.....	105	11-0:18'12	78
112>	#00030	*ROGERS, LEVI - SO.....	CHRISMAN HIGH.....	106	12-0:18'13	66
113>	#00155	*SHALLENBARGER, WES - FR	COWDEN-HERRICK HIGH.....	107	13-0:18'15	59
114>	#00166	HUGHES, BRYAN - FR.....	SCHLARMAN HIGH.....	108	14-0:18'16	57
115>	#00116	HALL, TROY - FR.....	TRI VALLEY HIGH.....	109	15-0:18'20	63
116>	#00118	*SIGLER, JEFF - JR.....	TRI VALLEY HIGH.....	110	16-0:18'22	90
117>	#00148	MIKEWORTH, BEN - SO....	VILLA GROVE HIGH.....	111	17-0:18'25	02
118>	#00054	BRAY, JUSTIN - SO.....	HOOPESTON AREA HIGH.....	112	18-0:18'31	65
119>	#00119	*LOWELL, BRANDON - FR...	TRI VALLEY HIGH.....	113	19-0:18'34	35
120>	#00020	JONES, JOSH - SO.....	CENTRAL A&M HIGH.....	114	20-0:18'37	95
121>	#00105	WICKLINE, KYLE - SR....	SULLIVAN HIGH.....	115	21-0:18'38	31
122>	#00018	HOLTHAUS, DAVE - SO....	CENTRAL A&M HIGH.....	116	22-0:18'40	02
123>	#00134	*HAUSMAN, TIM - FR.....	UNITY-TOLONO HIGH.....	117	23-0:18'42	10
124>	#00073	*ICENOGLA, JON - FR.....	NEOGA HIGH.....	---	24-0:18'45	23
125>	#00111	SHIPTON, JEFF - FR.....	TREMONT HIGH.....	118	25-0:18'46	03
126>	#00058	JACOBI, BEN - SO.....	MAHOMET-SEYMOUR HIGH....	119	26-0:18'47	28
127>	#00177	*ALEXANDER, BRIAN - FR..	MONTICELLO HIGH.....	---	27-0:18'49	38
128>	#00106	TURNER, WILSON - JR....	SULLIVAN HIGH.....	120	28-0:18'50	40
129>	#00135	*LAURENT, MIKE - JR....	UNITY-TOLONO HIGH.....	121	29-0:18'51	25
130>	#00062	*ECKHOFF, JEREMEE - SO..	MAHOMET-SEYMOUR HIGH....	122	30-0:18'54	99
131>	#00021	WEBER, JOSH - JR.....	CENTRAL A&M HIGH.....	123	31-0:19'00	34
132>	#00031	*DAILY, SCOT - SR.....	CHRISMAN HIGH.....	124	32-0:19'08	38
133>	#00069	*BYERS, JOSH - JR.....	MIDWEST CENTRAL HIGH....	125	33-0:19'11	79
134>	#00107	*POPE, JAKE - SR.....	SULLIVAN HIGH.....	126	34-0:19'12	54
135>	#00024	WAGGONER, KEVIN - JR...	CENTRAL A&M HIGH.....	127	35-0:19'13	12
136>	#00112	PETRO, NATHAN - FR.....	TREMONT HIGH.....	128	36-0:19'16	61
137>	#00153	*GORDON, MATT - SO.....	COWDEN-HERRICK HIGH.....	129	37-0:19'18	51
138>	#00017	*BERGER, BRETT - FR....	BREESE CENTRAL HIGH.....	130	38-0:19'19	83
139>	#00173	SCHUETTE, NICK - SR....	ST. ANTHONY HIGH.....	131	39-0:19'28	83
140>	#00147	KALVIG, TIM - FR.....	VILLA GROVE HIGH.....	132	40-0:19'33	81
141>	#00103	*ROBINSON, JOSH - FR....	SULLIVAN HIGH.....	133	41-0:19'34	20
142>	#00010	*HOWELL, CHAD - JR.....	BLUE RIDGE HIGH.....	---	42-0:19'35	70
					0:00.00	
					0:00.00	
					0:00.00	
					0:00.00	
					0:00.00	
					0:00.00	
					0:00.00	
					0:00.00	
					0:00.00	
					0:00.00	

(MORE ON NEXT PAGE...)

143>	#00168	MERLIE, JIM - SR.....	SCHLARMAN HIGH.....	134	43-0:19'36	87
144>	#00122	*LUCAS, WILL - JR.....	TUSCOLA-ATWOOD-HAMMOND..	135	44-0:19'44	15
145>	#00128	*QUINN, MARK - FR.....	TUSCOLA-ATWOOD-HAMMOND..	136	45-0:19'51	21
146>	#00019	KNIGHT, KEVIN - SO.....	CENTRAL A&M HIGH.....	137	46-0:19'54	11
147>	#00002	*BURNS, DUSTIN - SO.....	BISMARCK-HENNING HIGH...---		47-0:20'04	27
148>	#00008	*HAMMITT, BROCK - SR....	BLUE RIDGE HIGH.....	---	48-0:20'23	84
149>	#00178	*GREENWOLD, CHRIS - FR..	MONTICELLO HIGH.....	---	49-0:20'30	47
150>	#00007	*BRAGG, BRAXTON - SO....	BLUE RIDGE HIGH.....	---	50-0:20'51	03
					51-0:20'53	37
151>	#00114	BEUTEL, GREG - FR.....	TREMONT HIGH.....	138	52-0:20'58	84
152>	#00113	*DILLON, DREW - FR.....	TREMONT HIGH.....	139	53-0:21'00	18
153>	#00003	*CRESS, MATT - SO.....	BISMARCK-HENNING HIGH...---		54-0:21'02	09
154>	#00033	*TAYLOR, JUSTIN - SO....	COVINGTON HIGH.....	---	55-0:21'04	45
155>	#00022	*JUST, NICK - JR.....	CENTRAL A&M HIGH.....	140	56-0:21'12	32
					57-0:21'22	58
156>	#00145	ELAM, JACOB - FR.....	VILLA GROVE HIGH.....	141	58-0:21'29	88
157>	#00146	HAPP, ANDY - FR.....	VILLA GROVE HIGH.....	142	59-0:21'34	85
158>	#00110	*MCMURTREY, GREG - JR..	TREMONT HIGH.....	143	60-0:21'35	36
159>	#00056	*LONG, THOMAS - FR.....	HOOPESTON AREA HIGH....	144	61-0:21'44	96
160>	#00174	*WORTMAN, JAMES - FR....	ST. ANTHONY HIGH.....	145	62-0:21'48	78
					63-0:21'58	70
161>	#00143	*ALEXANDER, FRANKLIN - S	VILLA GROVE HIGH.....	146	64-0:22'00	63
162>	#00075	*GONZALEZ, JARED - FR...	NEOGA HIGH.....	---	65-0:23'21	91
163>	#00144	*CARSWELL, NICK - JR....	VILLA GROVE HIGH.....	147	66-0:25'40	29
164>	#00175	*ROEDL, NICK - SR.....	ST. ANTHONY HIGH.....	148	67-0:25'59	69
165>	#00076	*STROHL, TIM - FR.....	NEOGA HIGH.....	---	68-0:26'35	23
					68-0:26'35	23
166>	#00004	*MADDEN, BILL - SR.....	BISMARCK-HENNING HIGH...---		68-0:26'35	23
167>	#00006	*PEARSON, TJ - FR.....	BISMARCK-HENNING HIGH...---		68-0:26'35	23

*-INELIGIBLE TO SCORE AND DOES NOT COUNT TOWARDS TEAM TOTALS

SJO VS. HOOPESTON AREA

SJO VS HOOPESTON AREA @ HOOP (2.86/2.08)									
70'S, SUNNY, WINDY									
30-SEP-97									
NAME	MILE	2 MILE	SPLIT	2.86	SPLIT	AVERAGE	POINTS	OLD TOTAL	NEW TOTAL
HALE	5:22	11:03	5:41	15:48	4:45	5:31	1	76	77
HART	5:24	11:17	5:53	16:11	4:54	5:39	1	76	77
FORSHIER	5:23	11:20	5:57	16:28	5:08	5:45	1	68 1/2	69 1/2
MCDANNALDD	5:26	11:46	6:20	16:50	5:04	5:53	1	66 1/2	67 1/2
MARRIOTT	5:29	11:46	6:17	16:50	5:04	5:53	1	76	77
HOUCHEMS	5:29	11:46	6:17	16:53	5:07	5:54	1	76	77
MCDANNALDM	5:30	11:54	6:24	17:23	5:29	6:04	1	76	77
IDEUS	6:08	13:03	6:55	18:35	5:32	6:29	1	5	6
MATHIS	5:58	13:05	7:07	18:41	5:36	6:31	1	18	19
FARMER	6:35	13:42	7:07	19:14	5:32	6:43	0	9	9
KUCHENBROD	?	13:24	?	19:14	5:50	6:43	0	9	9
YOUNG	?	13:42	?	19:34	5:52	6:50	0	14 1/2	14 1/2
RASCH	?	14:20	?	22:19	7:59	7:48	0	8 1/2	8 1/2
JOHNSTON	7:03	?	?	23:03	VALUE	8:03	0	3	3
FELKNER	7:53	16:49	8:56	23:43	6:54	8:17	0	3	3
BOSLEY	7:53	16:49	8:56	23:44	6:55	8:17	0	3	3
ANDREWS	8:17	17:49	9:32	25:47	7:58	8	0	1.5	1.5
TOP 5 SPLIT = 1:02									
TOP 7 SPLIT = 1:35									
	MILE	2.08	SPLIT			AVERAGE	POINTS	OLD TOTAL	NEW TOTAL
ROBERTS	6:04	12:48	6:44			6:09	1	78	79
VAN UITHOVEN	6:21	13:20	6:59			6:24	1	77	78
FRANZEN	6:20	13:20	7:00			6:24	1	78	79
LEGERNES	6:21	13:34	7:13			6:31	1	76	77
FLETCHER	6:23	13:45	7:22			6:36	1	75	76
CHANDLER	6:21	13:51	7:30			6:39	1	63	64
KLEIN	6:23	14:06	7:43			6:46	1	38	39
INGRAM	6:35	14:32	7:57			6:59	1	19	20
BARBEE	6:53	14:48	7:55			7:06	1	44	45
BROWN	6:54	14:52	7:58			7:08	1	38	39
SULLIVAN	6:53	15:02	8:09			7:13	1	43	44
YEAZEL	7:07	15:03	7:56			7:14	1	30	31
KING	7:53	16:40	8:47			8:00	0	12	12
VANOUS	7:57	20:19*	12:22			9:46	0	20	20
PALMER	?	22:32				10:50	0	0	0
TOP 5 SPLIT = 57 SEC									
TOP 7 SPLIT = 1:18									

*"SPECIAL" COURSE

NAME	1 MILE	SPLIT	2 MILE	SPLIT	3 MILE	SPL AV
HALE	5:22		11:03		16:44	✓
FRESHIER	5:23		11:20		16:28	✓
HART	5:24		11:17		16:11	✓
MARRIOTT	5:29		11:46	6:17	16:50	5:05 5:56
McDANNALD (D)	5:26		11:46	6:20	16:50	5:05
McDANNALD (M)	5:30		11:54			✓
HAUGHENS			11:46			✓
EIDENS	6:08	0:50	13:00	5:32	18:35	✓
FARMER	6:35	7:07	13:42	5:32	19:14	✓
MATHIS	5:58	7:07	13:05	5:30	18:41	✓
YOUNG			13:42			✓
RASCH			14:20			✓
RETZ						✓
MUCHLINBERG			13:24			✓
JOHNSTEN	7:03					✓
FELKNER	7:53		16:49			✓
BUSLEY	7:53		16:49			✓
ANDREWS	8:17		17:49			✓
			(2) 15:14			✓

NAME	1 MILE	SPLIT	2 MILE	SPLIT	3 MILE	SPLIT
ROBERTS	6:04					
FRANZEN	6:20					
LEGERNES	6:21					
VAN UITHOVEN	6:21					
MILLER						
CHANDLER	6:21					
FLETCHER	6:23					
INGRAM	6:35					
KLEIN	6:23					
BARBEE	6:53					
SULLIVAN	6:53					
BROWN	6:54					
YEZEL	7:02					
STEARNS						
VANDUS	7:57					
KING	7:53					
PALMER						

MEET RESULTS

Teams: St. Joe vs. HAHS
at Hoopeston

Division: _____

Date: 9-30-97

Course length and record: 2.9

Weather conditions: breezy & cool

ORDER OF FINISH

	Name	School	Time
1.	John Shaffer	HA	15:24
2.	Matt Hale	St.J	15:48
3.	Brad Hart	St.J	16:11
4.	Rob Foshier	St.J	16:28
5.	Brandon Bertsch	HA	16:46
6.	Doug McDannald	St.J	16:50
7.	John Marriott	St.J	16:50
8.	Nate Houchens	St.J	16:53
9.	Mike McDannald	St.J	17:23
10.	Dustin Smith	HA	17:39
11.	Mike Iddes	St.J	18:35
12.	Tom Mattes	St.J	18:41
13.	Joel Swartz	HA	18:48
14.	Justin Bray	HA	18:52
15.	Chris Farmer	St.J	19:14
16.	Joe Kuchenbrod	St.J	19:14
17.	Kyle Young	St.J	19:34
18.	Thomas Long	HA	21:31
19.	John Rasch	St.J	22:19
20.	Jesse Jonston	St.J	23:03
21.	Andrew Felkher	St.J	23:43
22.	Tony Bosley	St.J	23:44
23.	Reed Andrews	St.J	25:47

TEAMS	HA	StJ		
1	1	2		
2	5	3		
3	16	4		
4	11	6		
5	12	7		
TEAM SCORE	39	22		
6		8		
7		9		

	Name	School	Time
33.			
34.			
35.			
36.			
37.			
38.			
39.			
40.			
41.			
42.			
43.			
44.			
45.			
46.			
47.			
48.			
49.			
50.			
51.			

GIRLS

MEET RESULTS

Teams: St. Joe vs. HAHS

at Hooperton

Division: _____

Date: 9-30-97

Course length and record: 2.0

Weather conditions: ~~###~~ ~~###~~ Breezy & Cool

TEAMS				
1				
2				
3				
4				
5				
TEAM SCORE				
6				
7				

ORDER OF FINISH

	Name	School	Time
1.	Amy Roberts	St. Joe	12:48
2.	Kristi VanUithoven	St. Joe	13:20
3.	Kara Franzen	St. Joe	13:20
4.	Laura Legernes	St. Joe	13:34
5.	Michelle Fletcher	St. Joe	13:45
6.	Kristin Chandler	St. Joe	13:51
7.	Kelly Klein	St. Joe	14:06
8.	Sara Ingram	St. Joe	14:32
9.	Shawna Barbee	St. Joe	14:48
10.	Carley Brown	St. Joe	14:52
11.	Maria Hanson	HA	14:53
12.	Holly Sullivan	St. Joe	15:02
13.	Abby Yeazel	St. Joe	15:03
14.	Brooke Brown	HA	15:14
15.	Nicole Cornell	HA	15:38
16.	Kristen King	St. Joe	16:40
17.	Lisa Vanous	St. Joe	20:19
18.	Jody Palmer	St. Joe	22:32
19.			###
20.			
21.			
22.			
23.			

	Name	School	Time
33.			
34.			
35.			
36.			
37.			
38.			
39.			
40.			
41.			
42.			
43.			
44.			
45.			
46.			
47.			
48.			
49.			
50.			
51.			

SJO VS. GEORGETOWN-RIDGEFARM/DANVILLE SCHLARMAN

SJO VS GRF AT GEORGETOWN (3.0/2.0)									
80'S, PARTLY CLOUDY									
7-OCT-97									
NAME	MILE	2 MILE	SPLIT	3 MILE	SPLIT	AVERAGE	POINTS	OLD TOTAL	NEW TOTAL
HART	5:14	11:12	5:58	17:10	5:58	5:43	2	77	79
FORSHIER	5:13	11:22	6:09	17:25	6:03	5:48	2	69½	71½
MCDANNALD,D	5:35	11:48	6:13	17:44	5:56	5:54	2	67½	69½
HOUCHENS	5:48	11:51	6:03	17:47	5:56	5:55	2	77	79
MCDANNALD,M	5:48	12:23	6:35	18:43	6:20	6:14	2	77	79
MARRIOTT	5:53	12:23	6:30	18:57	6:34	6:19	2	77	79
IDEUS	5:53	12:34	6:41	19:26	6:52	6:28	2	6	8
YOUNG	6:21	13:16	6:55	19:12	5:56	6:24	2	14½	16½
MATHIS	6:15	13:24	7:09	20:25	7:01	6:48	2	19	21
KUCHENBROD	6:22	13:33	7:11	20:40	7:07	6:53	0	9	9
RETZ	7:14	15:19	8:05	23:03	7:44	7:41	0	2½	2½
FELKNER	7:28	15:36	8:08	23:31	7:55	7:50	0	3	3
BOSLEY	7:28	15:36	8:08	23:36	8:00	7:52	0	3	3
JOHNSTON	7:28	15:49	8:21	24:32	8:43	8:11	0	3	3
TOP 5 SPLIT = 1:33									
TOP 7 SPLIT = 2:16									
FRANZEN	6:46	14:00	7:14			7:00	2	79	81
VAN UITHOVEN	6:53	14:07	7:14			7:03	2	78	80
MILLER	6:55	14:18	7:23			7:09	2	76	78
LEGERNES	6:47	14:29	7:42			7:14	2	77	79
FLETCHER	7:03	14:41	7:38			7:20	2	76	78
INGRAM	7:13	14:52	7:39			7:26	2	20	22
KLEIN	7:09	14:59	7:50			7:29	2	39	41
CHANDLER	7:21	15:08	7:47			7:34	2	64	66
SULLIVAN	7:30	15:28	7:58			7:44	2	44	46
BARBEE	7:30	15:38	8:08			7:49	2	45	47
BROWN	7:46	16:11	8:25			8:05	2	39	41
YEAZEL	7:54	16:36	8:42			8:18	1	31	32
STEARNS	8:09	16:38	8:29			8:19	1	27	28
KING	8:32	17:48	9:16			8:54	0	12	12
VANOUS	8:31	19:08	10:37			9:34	0	20	20
TOP 5 SPLIT = 41 SEC									
TOP 7 SPLIT = 59 SEC									

NAME		1 MILE	SPLIT	2 MILE	SPLIT	3 MILE	SPL
① FURSHIER	2	5:13		11:22		17:25	/
② HART	1	5:14		11:12		17:10	/
⑦ MARRIOTT	6	5:53		12:23		18:57	/
⑥ MCDANNALD, M	5	5:45		12:23		18:43	1:33
③ HOUGHENS	4	5:48		11:57		17:47	/
④ MCDANNALD, D	3	5:35		11:48		17:44	/
① MATHIS	9	6:15		13:24		20:00	/
⑤ DEUS	7	5:53		12:34		19:26	2:16
⑩ HOWING	8	6:21		13:16		19:58	/
⑬ RETZ	11	7:14		15:19		23:03	/
⑮ RUCHENBERG	10	6:22		13:33		20:11	/
⑨ JOHNSON	14	7:28		15:49		24:08	8:43 8:11
⑭ BOSLE U	13	7:27		15:52		24:20	/
⑫ FELWNER	12	7:28		15:36		23:51	/

2 WK

RECORD

GRF - SJO - Sch 1.

COURSE 2.0

~~2.0~~

DATE

10/7/97

SCH	TIME	NAME	SCH	TIME	NAME
1	GR	13:11	Lindsay Newlin	30	
2	SJ	14:03	KARA FRANZEN	31	
3	GR	06	Lee Ann Lomax	32	
4	SJ	07	KRISTI VAN LITHOVEN	33	
5	GR	14:16	NIKKY BRUCKER	34	
6	SJ	18	MARCY MILLER	35	
7	SJ	:29	LAURA LEGERNES	36	
8	SJ	:41	MICHELLE FLETCHER	37	
9	SJ	:52	SARA INGRAM	38	
10	SJ	:59	KELLY KLEIN	39	
11	SJ	15:08	KRISTEN HANDLER	40	
12	SJ	:28	HOLLY SULLIVAN	41	
13	SJ	:38	SHAUNA DARCEE	42	
14	SJ	16:11	CARLY EDWIN	43	
15	GR	16:17	Jessica Tutwiler	44	
16	GR	16:31	Dawn Crowder	45	
17	SJ	36	ABBY TEAZEL	46	
18	SJ	38	JENNIFER STEARNS	47	
19	Sch	49	Ken, O'Neil	48	
20	SJ	17:48	KEISTIN KING	49	
21	SJO	11:08	LISA VANOUS	50	
22	GR	11:19	Tanya Wina	51	
23				52	
24				53	
25				54	
26				55	
27				56	
28				57	
29				58	

GR - SJO - Sch

1	2
3	4
5	6
11	7
12	8
32	27

GPF
SJO
Sch

	SCH.	TIME	NAME		SCH.	TIME	NAME
1	Sch	16:26	Kyle O'Brien	30			
2	SJB	17:10	Brad Hart	31			
3	SJO	17:25	Rob Forshier	32			
4	SJO	17:44	Doug Mc Donald	33			
5	SJO	17:47	Nate Hornchens	34			
6	SJO	18:43	Mike Mc Donald	35			
7	SJO	18:57	John Marriott	36			
8	GPF	19:16	Tom Winn	37			
9	SJO	19:26	Mike Ideus	38			
10	SJO	19:58	Kyle Young	39			
11	Sch	20:09	Bryan Hughes	40			
12	SJO	19:25	Mathis	41			
13	Sch	19:28	Jim Merlie	42			
14	GPF	20:34	Dustin Cramer	43			
15	SJO	19:40	Knechtelrod	44			
16	SJO	23:03	Petz	45			
17	SJO	19:31	Falkner	46			
18	SJO	19:32	Boskey	47			
19	SJO	21:32	Johnston	48			
20				49			
21				50			
22				51			
23				52			
24				53			
25				54			
26				55			
27				56			
28				57			
29				58			

NO
TEAM
SCORES

SJO AT MAHOMET INVITE

SJO AT MAHOMET INV (2.94/2.1)											
70'S, SUNNY											
11-OCT-97											
NAME	MILE	2 MILE	SPLIT	2.94*	SPLIT	AVERAGE	POINTS	OLD TOTAL	NEW TOTAL	3 MI PROJECT.	
FORSHIER	5:10	10:39	5:29	15:35	4:56	5:18	21	71½	92½	15:54	
HALE	5:10	10:39	5:29	15:42	5:03	5:20	21	77	98	16:01	
HART	5:13	10:43	5:30	15:51	5:08	5:23	21	79	100	16:10	
HOUCHENS	5:28	11:10	5:42	16:20	5:10	5:33	21	79	100	16:40	
MARRIOTT	5:24	11:07	5:43	16:23	5:16	5:34	21	79	100	16:43	
MCDANNALD,D	5:29	11:33	6:04	16:31	4:58	5:37	21	69½	90½	16:51	
MCDANNALD,M	5:31	11:15	5:44	17:16	6:01	5:52	17	79	96	17:37	
MATHIS	5:50	12:08	6:18	17:47	5:39	6:02	14	79	93	18:08	
IDEUS	5:50	12:09	6:19	17:56	5:47	6:05	13	8	21	18:17	
YOUNG	5:55	12:19	6:24	18:13	5:54	6:11	13	16½	29½	18:35	
KUCHENBROD	6:14	12:50	6:36	18:58	6:08	6:27	8	9	17	19:21	
RASCH	6:17	13:09	6:52	19:38	6:29	6:40	5	8½	13½	20:02	
RETZ	6:39	13:42	7:03	19:54	6:12	6:46	4	2½	6½	20:18	
JOHNSTON	7:04	14:47	7:43	21:40	6:53	7:22	1	3	4	22:06	
FELKNER	7:04	14:47	7:43	21:42	6:55	7:22	1	3	4	22:08	

TOP 5 SPLIT = 48 SEC

3-4 SPLIT = 29 SEC (60 RUNNERS AT THE STATE MEET)

TOP 7 SPLIT = 1:41

	MILE	2.1 MI	SPLIT	AVG	1000	2000	3000	POINTS	OLD TOTAL	NEW TOTAL
ROBERTS	5:54	12:59	7:05	6:10	3:30	4:02	4:06	20	79	99
FRANZEN	6:08	13:34	7:26	6:27	3:38	4:11	4:17	20	81	101
LEGERINES	6:25	13:49	7:24	6:34	3:51	4:20	4:17	19	79	98
MILLER	6:18	13:51	7:33	6:35	3:47	4:17	4:19	19	78	97
VAN UITHOVEN	6:24	13:53	7:29	6:36	3:53	4:15	4:18	19	80	99
CHANDLER	6:38	13:59	7:21	6:39	3:58	4:25	4:16	19	66	85
FLETCHER	6:27	14:03	7:36	6:41	3:53	4:20	4:22	19	78	97
INGRAM	6:37	14:35	7:58	6:56	3:55	4:30	4:34	19	22	41
KLEIN	6:41	14:52	8:11	7:04	3:56	4:38	4:45	17	41	58
SULLIVAN	6:52	15:34	8:42	7:24	3:58	4:53	4:55	13	46	59
YEAZEL	7:07	15:44	8:37	7:29	4:11	4:49	5:03	11	32	43
BROWN	7:07	15:50	8:43	7:32	4:10	4:56	5:03	11	41	52
KING	7:45	16:55	9:10	8:03	4:36	5:13	5:17	6	12	18
STEARNS	7:53	17:26	9:33	8:18	4:39	5:26	5:29	3	28	31
PALMER	9:17	21:41	12:24	10:19	5:21	6:40	7:19	0	0	0

TOP 5 SPLIT = 54 SEC

1-2 SPLIT = 35 SEC

TOP 7 SPLIT = 1:04

*ESTIMATED DISTANCE

SJO AT MAHOMET INVITE

SJO AT MAHOMET INV (2.94/2.1)										
70'S, SUNNY										
11-OCT-97										
NAME	MILE	2 MILE	SPLIT	2.94*	SPLIT	AVERAGE	POINTS	OLD TOTAL	NEW TOTAL	3 MI PROJECT.
FORSHIER	5:10	10:39	5:29	15:35	4:56	5:18				15:54
HALE	5:10	10:39	5:29	15:42	5:03	5:20				16:01
HART	5:13	10:43	5:30	15:51	5:08	5:23				16:10
HOUCHENS	5:28	11:10	5:42	16:20	5:10	5:33				16:40
MARRIOTT	5:24	11:07	5:43	16:23	5:16	5:34				16:43
MCDANNALD,D	5:29	11:33	6:04	16:31	4:58	5:37				16:51
MCDANNALD,M	5:31	11:15	5:44	17:16	6:01	5:52				17:37
MATHIS	5:50	12:08	6:18	17:47	5:39	6:02				18:08
IDEUS	5:50	12:09	6:19	17:56	5:47	6:05				18:17
YOUNG	5:55	12:19	6:24	18:13	5:54	6:11				18:35
KUCHENBROD	6:14	12:50	6:36	18:58	6:08	6:27				19:21
RASCH	6:17	13:09	6:52	19:38	6:29	6:40				20:02
RETZ	6:39	13:42	7:03	19:54	6:12	6:46				20:18
JOHNSTON	7:04	14:47	7:43	21:40	6:53	7:22				22:06
FELKNER	7:04	14:47	7:43	21:42	6:55	7:22				22:08
TOP 5 SPLIT = 48 SEC				3-4 SPLIT = 29 SEC (60 RUNNERS AT THE STATE MEET)						
TOP 7 SPLIT = 1:41										
MILE	2.1 MI	SPLIT	AVG	1000	2000	3000	POINTS	OLD TOTAL	NEW TOTAL	
ROBERTS	5:54	12:59	7:05	6:10	3:30	4:02	4:06			
FRANZEN	6:08	13:34	7:26	6:27	3:38	4:11	4:17			
LEGERNES	6:25	13:49	7:24	6:34	3:51	4:20	4:17			
MILLER	6:18	13:51	7:33	6:35	3:47	4:17	4:19			
VAN UITHOVEN	6:24	13:53	7:29	6:36	3:53	4:15	4:18			
CHANDLER	6:38	13:59	7:21	6:39	3:58	4:25	4:16			
FLETCHER	6:27	14:03	7:36	6:41	3:53	4:20	4:22			
INGRAM	6:37	14:35	7:58	6:56	3:55	4:30	4:34			
KLEIN	6:41	14:52	8:11	7:04	3:56	4:38	4:45			
SULLIVAN	6:52	15:34	8:42	7:24	3:58	4:53	4:55			
YEAZEL	7:07	15:44	8:37	7:29	4:11	4:49	5:03			
BROWN	7:07	15:50	8:43	7:32	4:10	4:56	5:03			
KING	7:45	16:55	9:10	8:03	4:36	5:13	5:17			
STEARNS	7:53	17:26	9:33	8:18	4:39	5:26	5:29			
PALMER	9:17	21:41	12:24	10:19	5:21	6:40	7:19			
TOP 5 SPLIT = 54 SEC				1-2 SPLIT = 35 SEC						
TOP 7 SPLIT = 1:04										
*ESTIMATED DISTANCE										

AT MAHOMET

23
15 35
15

NAME	1 MILE	SPLIT	2 MILE	SPLIT	3 MILE	SPL AV
HALE	5:10	1	10:39		15:42	/
FORSHER	5:10	2	10:39	5:29	15:35	456 /
HART	5:13	3	10:43		15:51	/
MARZIOTT	5:24	4	11:07	5:43	16:23	516 / 5:27
HOUGHENS	5:28	5	11:10		16:30	/
MCDANNALD, M	5:31	7	11:15		17:16	/
MCDANNALD, D	5:29	6	11:33	5:56	16:31	5:58 /
MATHIS	5:50		12:08	6:18	17:47	5:39 /
IDEUS	5:50	7	12:09	21	17:56	/
YOUNG	5:55	3	12:19	3	18:13	/
RASCH	6:17	5	13:09		19:38	/
RETZ	6:39	6	13:42		19:51	/
KUCHENBROD	6:14	4	12:50		18:58	/
FELKNER	7:04	8	14:47		21:42	/
JOHNSTON	7:04	7	14:47		21:40	/
3000 = 25 m						
3000 → 3141						
3000 = 3000						

MAHOMET-SEYMOUR INV.

DATE: 10-11-97

TEAM SCORES - BOY'S ~~VARSITY~~ OPEN

1. UNITY	48
2. CUMBERLAND	56
3. ST. JOE-OGDEN	64
4. NORMAL UNIVERSITY	95
5. URBANA UNIVERSITY	112
6. URBANA	116

MAHOMET-SEYMOUR INV.: 10-11-97

Weather conditions: EXCELLENT

Name of Course: MSHS

Length of course: 3 MILES

Course record: ?

OPEN DIVISION

FINAL RESULTS - BOY'S VARSITY

Pos.	##	Name-School	Tm.Pos	Time
1.	#0206	LUKE YEAZEL 10-UNITY	1	17.26
2.	#0110	*BRYCE BEZY 10-MONTICELLO	--	17.33
3.	#0045	JOSH BLADE' 11-CUMBERLAND	2	17.34
4.	#0209	TIM HAUSMAN 9-UNITY	3	17.36
5.	#0047	ROB OWENS 12-CUMBERLAND	4	17.37
6.	#0180	TOM MATHIS 11-ST. JOE-OGDEN	5	17.47
7.	#0179	MIKE IDEUS 11-ST. JOE-OGDEN	6	17.56
8.	#0111	*BRIAN ALEXANDER 9-MONTICELLO	--	18.03
9.	#0118	MIKE HERMES 10-NORMAL UNIVERSITY	7	18.05
10.	#0178	KYLE YOUNG 9-ST. JOE-OGDEN	8	18.13
11.	#0208	MIKE LAURENT 11-UNITY	9	18.17
12.	#0120	MATT STYCYZNSKI 10-NORMAL UNIVERSITY	10	18.21
13.	#0249	ADAM RAGHEB 9-URBANA UNIVERSITY	11	18.28
14.	#0023	*SCOT DAILY-CHRISMAN	--	18.31
15.	#0248	ANDY SEFRANEK 12-URBANA UNIVERSITY	12	18.32
16.	#0122	RON UMMEL 10-NORMAL UNIVERSITY	13	18.34
17.	#0235	RYAN HENRY 9-URBANA	14	18.39
18.	#0052	JON LAUE 10-CUMBERLAND	15	18.41
19.	#0050	RYAN PETERS 11-CUMBERLAND	16	18.43
20.	#0210	CHARLIE DEAKIN 10-UNITY	17	18.45
21.	#0211	TOMMY DOWLER 9-UNITY	18	18.46
22.	#0106	*JEREMEE ECKHOFF 10-MAHOMET-SEYMOUR	--	18.47
23.	#0054	MICHAEL SCOTT 9-CUMBERLAND	19	18.52
24.	#0181	JOE KUCHENBROD 9-ST. JOE-OGDEN	20	18.58
25.	#0229	PHILLIP SALAAM 12-URBANA	21	19.13
26.	#0228	MATTHEW SAWYER 10-URBANA	22	19.26

Pos.	##	Name-School	Tm.Pos	Time
27.	#9999	DENNIS B-CUMBERLAND	23	19.30
28.	#0055	JORDAN GENTRY 9-CUMBERLAND	24	19.34
29.	#0183	JON RASCH 9-ST. JOE-OGDEN	25	19.38
30.	#0250	BRYAN LUNG 10-URBANA UNIVERSITY	26	19.49
31.	#0182	JASON RETZ 9-ST. JOE-OGDEN	27	19.54
32.	#0251	GABE MATHY 9-URBANA UNIVERSITY	28	19.55
33.	#0231	DANIEL JACOBSON 11-URBANA	29	20.02
34.	#0053	*MATT CONNER 9-CUMBERLAND	--	20.03
35.	#0196	*WILL LUCAS 11-TUSCOLA ATWOOD HAMMOND	--	20.04
36.	#0232	MATTHEW STENSLAND 10-URBANA	30	20.06
37.	#0214	CHRIS CHESNUT 9-UNITY	31	20.11
38.	#0123	DAVID MILLIGAN 9-NORMAL UNIVERSITY	32	20.12
39.	#9999	DAVID H-NORMAL UNIVERSITY	33	20.14
40.	#0126	RYAN SHAW 10-NORMAL UNIVERSITY	34	20.23
41.	#0097	*WADE ELLETT 9-MATTOON	--	20.24
42.	#0095	*JUSTIN OWENS 9-MATTOON	--	20.26
43.	#0252	MATT WOODBURY 9-URBANA UNIVERSITY	35	20.49
44.	#0128	RYAN RAPP 9-NORMAL UNIVERSITY	36	20.54
45.	#0161	*PATRICK TRAINOR 9-PRAIRIE CENTRAL	--	20.58
46.	#0160	*JASON MYERS 9-PRAIRIE CENTRAL	--	21.04
47.	#0096	*JOSH BESORE 10-MATTOON	--	21.08
48.	#0213	JOSH KOCHER 9-UNITY	37	21.32
49.	#0028	*LUKE BEALS-CHRISMAN	--	21.35
50.	#0108	*BEN JACOBI 10-MAHOMET-SEYMOUR	--	21.37
51.	#0185	JESSE JOHNSTON 9-ST. JOE-OGDEN	38	21.40
52.	#0184	*ANDREW FELKNER 9-ST. JOE-OGDEN	--	21.42
53.	#0125	*HATHAN HILL 9-NORMAL UNIVERSITY	--	22.20
54.	#0129	*BRET SWANSON 10-NORMAL UNIVERSITY	--	22.25
55.	#0197	*JOSH REEVES 11-TUSCOLA ATWOOD HAMMOND	--	23.01

* or # = Ineligible to score

DATE: 10-11-97

TEAM SCORES - BOY'S VARSITY

1.	ST. JOE-OGDEN	53
2.	NORMAL UNIVERSITY	72
3.	URBANA UNIVERSITY	131
4.	UNITY	142
5.	PRAIRIE CENTRAL	175
6.	PAXTON BUCKLEY LODA	181
7.	CUMBERLAND	188
8.	MAHOMET-SEYMOUR	200
9.	TUSCOLA ATWOOD HAMMOND	200
10.	MATTOON	231
11.	URBANA	268
12.	CHRISMAN	274
13.	EFFINGHAM ST. ANTHONY	319
14.	CLINTON	337
15.	CENTRAL A&M	433

MAHOMET-SEYMOUR INV.: 10-11-97

FINAL RESULTS - BOY'S VARSITY

Pos.	##	Name-School	Tm.Pos	Time
1.	#0150	RYAN YOUNG 11-PRAIRIE CENTRAL	1	15.00
2.	#0190	ROBERT HANNERS 11-TUSCOLA ATWOOD HAMMOND	2	15.06
3.	#0060	*KYLE O'BRIEN 12-DANVILLE SCLARMAN	--	15.07
4.	#0100	JOSH MOCK 11-MAHOMET-SEYMOUR	3	15.27
5.	#0241	ADAM RREYNOLDS 12-URBANA UNIVERSITY	4	15.33
6.	#0172	ROB FORSHIER 10-ST. JOE-OGDEN	5	15.35
7.	#0170	MATT HALE 11-ST. JOE-OGDEN	6	15.42
8.	#0112	VINCE BARROWS 12-NORMAL UNIVERSITY	7	15.46
9.	#0151	BRYAN BITTNER 11-PRAIRIE CENTRAL	8	15.48
10.	#0240	JEFF HELFRICH 11-URBANA UNIVERSITY	9	15.50
11.	#0174	BRAD HART 11-ST. JOE-OGDEN	10	15.51
12.	#0113	BRANDON FIFER 12-NORMAL UNIVERSITY	11	16.01
13.	#0114	GABE HAMER 12-NORMAL UNIVERSITY	12	16.03
14.	#0191	BRIAN MCDANIEL 11-TUSCOLA ATWOOD HAMMOND	13	16.05
15.	#0200	ANDY MOHR 11-UNITY	14	16.13
16.	#0173	NATE HOUCHENS 11-ST. JOE-OGDEN	15	16.20
17.	#0092	JACOB BERVIG 12-MATTOON	16	16.21
18.	#0171	JOHN MARRIOTT 11-ST. JOE-OGDEN	17	16.23
19.	#0176	DOUG MCDANNALD 9-ST. JOE-OGDEN	18	16.31
20.	#0115	JUSTIN FILIPIAK 11-NORMAL UNIVERSITY	19	16.32
21.	#0136	JOSH BURGESS 10-PAXTON BUCKLEY LODA	20	16.35
22.	#0040	JUSTIN FINNEY 10-CUMBERLAND	21	16.36
23.	#0090	JOE LUCARELLI 12-MATTOON	22	16.37

Pos.	##	Name-School	Tm.Pos	Time
24.	#0165	*JOHN TELLIER 12-SALT FORK	--	16.39
25.	#0116	IAASAC SIMPSON 10-NORMAL UNIVERSITY	23	16.42
26.	#0242	PAUL HERENDEEN 12-URBANA UNIVERSITY	24	16.43
27.	#0135	TRAVIS GLAZIK 10-PAXTON BUCKLEY LODA	25	16.44
28.	#0201	LUKE MEHARRY 10-UNITY	26	16.45
29.	#0203	JARED WOODCOCK 9-UNITY	27	16.46
30.	#0103	KYLE EMKES 9-MAHOMET-SEYMOUR	28	16.47
31.	#0166	*JOE SHIRLEY 10-SALT FORK	--	16.50
32.	#0091	NICK SANDERS 12-MATTOON	29	16.51
33.	#0030	GREG BARTON 11-CLINTON	30	16.52
34.	#0153	MIKE EDGAR 11-PRAIRIE CENTRAL	31	16.54
35.	#0202	JAMES THOMPSON 11-UNITY	32	16.57
36.	#0085	*MATT BAILEY 9-MAROA-FORSYTH	--	16.59
37.	#0001	*TOM HANNAH 10-BLUE RIDGE	--	17.01
38.	#0137	DEVIN MARQUIS 12-PAXTON BUCKLEY LODA	33	17.03
39.	#0223	ABNER S. PHILLIPS 12-URBANA	34	17.03
40.	#0046	DENTON NEBEL 11-CUMBERLAND	35	17.04
41.	#0073	RYAN MCCALL 10-EFFINGHAM ST. ANTHONY	36	17.07
42.	#0041	DANIEL CISNEY 11-CUMBERLAND	37	17.08
43.	#0102	RYAN CLEMENTS 12-MAHOMET-SEYMOUR	38	17.12
44.	#0175	MIKE MCDANNALD 11-ST. JOE-OGDEN	39	17.16
45.	#0043	AARON WOOLEVER 12-CUMBERLAND	40	17.18
46.	#0070	MATT GOLDSTEIN 10-EFFINGHAM ST. ANTHONY	41	17.19
47.	#0221	JOEL MORRIS 10-URBANA	42	17.23
48.	#0205	ANDY BURWELL 12-UNITY	43	17.27
49.	#0243	CHARLES TERRY 10-URBANA UNIVERSITY	44	17.28
50.	#0020	CHAD BELL-CHRISMAN	45	17.30
51.	#0022	TONY BUTLER-CHRISMAN	46	17.32
52.	#0072	MIKE WIEDMAN 9-EFFINGHAM ST. ANTHONY	47	17.33
53.	#0021	JOEL CLAUSEN-CHRISMAN	48	17.34
54.	#0139	JOE BURGESS 11-PAXTON BUCKLEY LODA	49	17.34
55.	#0245	ERIK WRIGHT 10-URBANA UNIVERSITY	50	17.35
56.	#0192	SCOTT GROVES 11-TUSCOLA ATWOOD HAMMOND	51	17.37
57.	#0244	NATE MATHEWS 11-URBANA UNIVERSITY	52	17.41
58.	#0107	JUSTIN STROM 10-MAHOMET-SEYMOUR	53	17.42
59.	#0138	JUSTIN BROWN 11-PAXTON BUCKLEY LODA	54	17.43
60.	#0044	DERRICK HARRIS 12-CUMBERLAND	55	17.44
61.	#0154	ADAM RANDANELLI 11-PRAIRIE CENTRAL	56	17.45
62.	#0207	RAY HAUSER 9-UNITY	57	17.50
63.	#0225	STEPHEN KOHEN 12-URBANA	58	17.51
64.	#0140	MATT ANDERSON 11-PAXTON BUCKLEY LODA	59	17.53
65.	#0270	*SETH HUMRICHOU-S-FAKE	--	17.55
66.	#0247	PETER AMBROSE 12-URBANA UNIVERSITY	60	17.56
67.	#0119	JOE COX 11-NORMAL UNIVERSITY	61	17.57
68.	#0143	LANCE DAUGHERTY 11-PAXTON BUCKLEY LODA	62	18.00
69.	#0193	TIM HEYEN 11-TUSCOLA ATWOOD HAMMOND	63	18.05
70.	#0220	DAVID KOVATCH 10-URBANA	64	18.07
71.	#0031	DAVE PRIMEAUX 11-CLINTON	65	18.08
72.	#0025	LEVI ROGERS-CHRISMAN	66	18.10
73.	#0117	JOE KRAMP 11-NORMAL UNIVERSITY	67	18.13

Pos.	##	Name-School	Tm.Pos	Time
74.	#0049	DUSTIN HENDERSON 9-CUMBERLAND	68	18.16
75.	#0024	JAKE ROMOSER-CHRISMAN	69	18.18
76.	#0224	THOMAS KORDER 10-URBANA	70	18.20
77.	#0061	*BRYAN GOODWIN 10-DANVILLE SCLARMAN	--	18.24
78.	#0080	*TOM WINN 9-GEORGETOWN RIDGE FARM	--	18.28
79.	#0195	JASON KOCHER 10-TUSCOLA ATWOOD HAMMOND	71	18.32
80.	#0227	BRIAN WEBER 10-URBANA	72	18.32
81.	#0062	*BRYAN HUGHES 9-DANVILLE SCLARMAN	--	18.33
82.	#0032	CARSON CHEATHAM 10-CLINTON	73	18.39
83.	#0093	KIETH CARTER 11-MATTOON	74	18.41
84.	#0204	RYAN LAKER 11-UNITY	75	18.44
85.	#0194	DOUG ANDERSON 12-TUSCOLA ATWOOD HAMMOND	76	18.45
86.	#0042	DANIEL HUDDLESTUN 12-CUMBERLAND	77	18.46
87.	#0105	CHRIS FAGAN 12-MAHOMET-SEYMOUR	78	18.56
88.	#0141	*JOEL COLWELL 9-PAXTON BUCKLEY LODA	--	18.57
89.	#0156	JOHN ZIMMERMAN 9-PRAIRIE CENTRAL	79	19.06
90.	#0010	DAVID HOLTHAUS 10-CENTRAL A&M	80	19.10
91.	#0226	TRAVIS WENDT 12-URBANA	81	19.22
92.	#0142	*MITCH BREHM 11-PAXTON BUCKLEY LODA	--	19.23
93.	#9999	WIGGINS CA&M-CENTRAL A&M	82	19.25
94.	#0034	BRIAN CALDWELL 10-CLINTON	83	19.28
95.	#0026	SHANNON FRAILEY-CHRISMAN	84	19.32
96.	#0155	CRAIG ABERLE 11-PRAIRIE CENTRAL	85	19.38
97.	#0036	JEFF ALEXANDER 11-CLINTON	86	19.48
98.	#0011	JOSH JONES 10-CENTRAL A&M	87	19.50
99.	#0146	*DOUG BALK 10-PAXTON BUCKLEY LODA	--	19.52
100.	#0145	*GREG NIEWOLD 9-PAXTON BUCKLEY LODA	--	19.55
101.	#0198	MARK QUINN 9-TUSCOLA ATWOOD HAMMOND	88	20.01
102.	#0104	NICK HATCH 12-MAHOMET-SEYMOUR	89	20.02
103.	#0081	*DUSTIN CRAMER 9-GEORGETOWN RIDGE FARM	--	20.10
104.	#0094	CHRIS WILLIS 10-MATTOON	90	210.12
105.	#0012	JOSH WEBER 11-CENTRAL A&M	91	20.13
106.	#0260	*MATT BRIGGS 10-ARGENTA-OREANA	--	20.15
107.	#0035	CORY WINDHORN 11-CLINTON	92	20.16
108.	#0013	KEVIN KNIGHT 10-CENTRAL A&M	93	20.25
109.	#0157	AUSTIN WENGER 11-PRAIRIE CENTRAL	94	20.26
110.	#0158	*DAVID OPRONDEK 11-PRAIRIE CENTRAL	--	20.40
111.	#0016	NICK JUST 11-CENTRAL A&M	95	20.50
112.	#0033	BEAU GENTRY 12-CLINTON	96	21.47
113.	#0074	NICK SCHUETTE 12-EFFINGHAM ST. ANTHONY	97	22.33
114.	#0075	JAMES WORTMAN 9-EFFINGHAM ST. ANTHONY	98	22.47
115.	#0148	*ROGER GIBSON 12-PAXTON BUCKLEY LODA	--	23.38
116.	#0076	NICK ROEDL 12-EFFINGHAM ST. ANTHONY	99	24.04

* or # = Ineligible to score

MAHOMET-SEYMOUR INV.

DATE: 10-11-97

TEAM SCORES - GIRLS ~~VARSITY~~ OPEN

1. ST. JOE-OGDEN 21
2. MONTICELLO 36
3. MATTOON 72

MAHOMET-SEYMOUR INV.: 10-11-97

Weather conditions: EXCELLENT

Name of Course: MSHS

Length of course: 2.1 MILES

Course record: ?

OPEN DIVISION

FINAL RESULTS - GIRLS VARSITY

Pos.	##	Name-School	Tm.Pos	Time
1.	#0196	SARA INGRAM 11-ST. JOE-OGDEN	1	14.35
2.	#0200	KELLY KLEIN 11-ST. JOE-OGDEN	2	14.52
3.	#0123	CATI GIBSON 11-MONTICELLO	3	15.18
4.	#0127	HETHER THOMAS 11-MONTICELLO	4	15.20
5.	#0199	HOLLY SULLIVAN 10-ST. JOE-OGDEN	5	15.34
6.	#0144	*ERIN CUNNINGHAM 9-NORMAL UNIVERSITY	--	15.36
7.	#0202	ABBY YEAZEL 9-ST. JOE-OGDEN	6	15.44
8.	#0201	CARLY BROWN 12-ST. JOE-OGDEN	7	15.50
9.	#0145	*NANCY OLIVER 9-NORMAL UNIVERSITY	--	15.54
10.	#0121	MADLINE BROWN 11-MONTICELLO	8	16.15
11.	#0122	EMILY GEISSAL 12-MONTICELLO	9	16.37
12.	#0106	BRITTNEY MORRIS 9-MATTOON	10	16.39
13.	#0059	*ERIN MURPHY 9-DECATUR ST. TERESA	--	16.40
14.	#0259	*ANNA SKORUPA 12-URBANA UNIVERSITY	--	16.43
15.	#0204	KRISTIN KING 12-ST. JOE-OGDEN	11	16.55
16.	#0258	*CELESTE LECOMPTE 10-URBANA UNIVERSITY	--	17.01
17.	#0126	NATALIE ALBAUGH 9-MONTICELLO	12	17.05
18.	#0203	JENNIFER STEARNS 11-ST. JOE-OGDEN	13	17.26
19.	#0238	*ELIZABETH MCCLINTOCK 11-URBANA	--	17.34
20.	#0110	SARAH FARLEE 11-MATTOON	14	17.36
21.	#0109	NATASHA FRANTZ 11-MATTOON	15	17.45
22.	#0111	KRIS EPPERSON 11-MATTOON	16	17.58
23.	#0261	*LAURA KORITZ 12-URBANA UNIVERSITY	--	18.47
24.	#0240	*KELLY BROWN 12-URBANA	--	18.58
25.	#0047	*KIM PRUITT 9-CUMBERLAND	--	19.40
26.	#0112	BECKY MCHENRY 11-MATTOON	17	19.41
27.	#0206	*JODY PALMER 10-ST. JOE-OGDEN	--	21.41
28.	#0114	MARILYN BROWN 11-MATTOON	18	22.34

* or # = Ineligible to score

MAHOMET-SEYMOUR INV.

DATE: 10-11-97

TEAM SCORES - GIRLS VARSITY

1.	ST. JOE-OGDEN	47
2.	SALT FORK	122
3.	DECATUR ST. TERESA	130
4.	MAHOMET-SEYMOUR	152
5.	MONTICELLO	164
6.	MATTOON	182
7.	URBANA UNIVERSITY	185
8.	GEORGETOWN RIDGE FARM	186
9.	PRAIRIE CENTRAL	206
10.	NORMAL UNIVERSITY	241
11.	TUSCOLA ATWOOD HAMMOND	244
12.	URBANA	336
13.	CHRISMAN	361
14.	PAXTON BUCKLEY LODA	371
15.	CUMBERLAND	373
16.	CLINTON	394
17.	EFFINGHAM ST. ANTHONY	417
18.	CENTRAL A&M	476

MAHOMET-SEYMOUR INV.: 10-11-97

Weather conditions: EXCELLENT

Name of Course: MSHS

Length of course: 2.1

Course record: ?

?

FINAL RESULTS - GIRLS VARSITY

Pos.	##	Name-School	Tm.Pos	Time
1.	#0080	LINDSAY NEWLIN 12-GEORGETOWN RIDGE FARM	1	12.44
2.	#0190	AMY ROBERTS 10-ST. JOE-OGDEN	2	12.59
3.	#0100	BROOKE JERDAN 11-MATTOON	3	13.04
4.	#0140	LINDSEY CAMPOS 9-NORMAL UNIVERSITY	4	13.10
5.	#0050	JULIA ROUNDTREE 12-DECATUR ST. TERESA	5	13.12
6.	#0220	*HANNAH MEHARRY 9-UNITY	--	13.13
7.	#0090	SARAH BOBSIN 12-MAHOMET-SEYMOUR	6	13.20
8.	#0081	NIKKY BRUCKER 11-GEORGETOWN RIDGE FARM	7	13.28
9.	#0191	KARA FRANZEN 10-ST. JOE-OGDEN	8	13.34
10.	#0051	ALICIA PAPA 10-DECATUR ST. TERESA	9	13.35
11.	#0001	*MEG MCGARVEY 10-ARCOLA	--	13.42
12.	#0221	*KIM BOISE 9-UNITY	--	13.45
13.	#0184	BETH BURKE 9-SALT FORK	10	13.49
14.	#0195	LAURA LEGERNES 11-ST. JOE-OGDEN	11	13.50

Pos.	##	Name-School	Tm.Pos	Time
15.	#0194	MARCY MILLER 12-ST. JOE-OGDEN	12	13.51
16.	#0125	CHRISTINE SEVERIN 9-MONTICELLO	13	13.52
17.	#0193	KRISTI VAN UITHOVEN 9-ST. JOE-OGDEN	14	13.53
18.	#0213	CANDY ARD 12-TUSCOLA ATWOOD HAMMOND	15	13.57
19.	#0251	MELISSA WEI 10-URBANA UNIVERSITY	16	13.59
20.	#0192	KRISTEN CHANDLER 9-ST. JOE-OGDEN	17	14.00
21.	#0170	RACHEL SCHLATTER 9-PRAIRIE CENTRAL	18	14.00
22.	#0183	HALEY LUCAS 10-SALT FORK	19	14.02
23.	#0197	MICHELLE FLETCHER 12-ST. JOE-OGDEN	20	14.03
24.	#0082	LEE ANN LOMAX 10-GEORGETOWN RIDGE FARM	21	14.04
25.	#0064	KERI MCCARTHY 11-DECATUR ST. TERESA	22	14.06
26.	#0093	SARA MCELMURRY 12-MAHOMET-SEYMOUR	23	14.12
27.	#0180	KIM MEYERS 12-SALT FORK	24	14.17
28.	#0211	STEPHANIE REINHART 12-TUSCOLA ATWOOD HAMMOND	25	14.18
29.	#0124	MEGAN MYRICK 12-MONTICELLO	26	14.20
30.	#0171	ABBY SMITH 9-PRAIRIE CENTRAL	27	14.21
31.	#0250	JING LU 11-URBANA UNIVERSITY	28	14.24
32.	#0091	ANGELA TELTHORST 11-MAHOMET-SEYMOUR	29	14.26
33.	#0092	SHAMRA MELTON 9-MAHOMET-SEYMOUR	30	14.30
34.	#0132	SHANNAN BOLAND 10-MONTICELLO	31	14.31
35.	#0021	SHELBY TAYLOR-CHRISMAN	32	14.32
36.	#0182	KALA MADDOX 10-SALT FORK	33	14.35
37.	#0103	MEGAN HUGHES 9-MATTOON	34	14.41
38.	#0040	CASSIE BOWMAN 11-CUMBERLAND	35	14.44
39.	#0181	CANDI MADDOX 12-SALT FORK	36	14.45
40.	#0070	TRESSIE DUST 11-EFFINGHAM ST. ANTHONY	37	14.46
41.	#0150	AMANDA TRIBBY 10-PAXTON BUCKLEY LODA	38	14.46
42.	#0222	*MELANIE CAIN 9-UNITY	--	14.47
43.	#0141	RUBY KHAN 12-NORMAL UNIVERSITY	39	14.48
44.	#0131	MIRANDA BENNETT 9-MONTICELLO	40	14.49
45.	#0052	JENNIFER SMITH 12-DECATUR ST. TERESA	41	14.53
46.	#0231	JESSICA PETRY 10-URBANA	42	14.54
47.	#0104	JESSI WESTENHAUER 9-MATTOON	43	15.02
48.	#0030	ABBI PINE 10-CLINTON	44	15.03
49.	#0254	REBECCA TABB 10-URBANA UNIVERSITY	45	15.03
50.	#0101	KATIE WODELL 12-MATTOON	46	15.04
51.	#0255	ARIEL ZODHIATES 10-URBANA UNIVERSITY	47	15.05
52.	#0174	SARAH SCOTT 11-PRAIRIE CENTRAL	48	15.07
53.	#0252	EMILY BROTHERS 12-URBANA UNIVERSITY	49	15.08
54.	#0212	WETZEL-TUSCOLA ATWOOD HAMMOND	50	15.10
55.	#0175	ABBY SCHLATTER 12-PRAIRIE CENTRAL	51	15.11
56.	#0147	KELLY SIMONS 9-NORMAL UNIVERSITY	52	15.14
57.	#0054	KELLI CLIFFORD 10-DECATUR ST. TERESA	53	15.14
58.	#0128	KELLI PANKAU 10-MONTICELLO	54	15.17
59.	#0129	STEPHANIE BLOCK 9-MONTICELLO	55	15.18
60.	#0102	RACHEL BERVIG 10-MATTOON	56	15.19
61.	#0253	TORY DEPEW 11-URBANA UNIVERSITY	57	15.21
62.	#0256	HANAN JASSIM 11-URBANA UNIVERSITY	58	15.22
63.	#0235	SALLY NETTER 9-URBANA	59	15.27
64.	#0234	MEREDITH FHARNER 9-URBANA	60	15.28

Pos.	##	Name-School	Tm.Pos	Time
65.	#0041	SARAH GHAST 9-CUMBERLAND	61	15.31
66.	#0178	AMANDA GARARD 11-PRAIRIE CENTRAL	62	15.36
67.	#0142	NATALIE REESER 10-NORMAL UNIVERSITY	63	15.37
68.	#0095	CRISTIN CARPER 10-MAHOMET-SEYMOUR	64	15.38
69.	#0011	BERNADETTE JUST 9-CENTRAL A&M	65	15.41
70.	#0023	MEREDITH MCGEE-CHRISMAN	66	15.42
71.	#0025	CASEY CARNES-CHRISMAN	67	15.43
72.	#0084	JESSICA TUTWILER 9-GEORGETOWN RIDGE FARM	68	15.44
73.	#0152	SARAH PAREY 10-PAXTON BUCKLEY LODA	69	15.45
74.	#0071	JILL OVERBECK 10-EFFINGHAM ST. ANTHONY	70	15.47
75.	#0176	JAYNE BAHLER 12-PRAIRIE CENTRAL	71	15.47
76.	#0096	RENEE SINOW 10-MAHOMET-SEYMOUR	72	15.48
77.	#0053	CAROLINE COBB 10-DECATUR ST. TERESA	73	15.48
78.	#0107	BRIDGETTE WILLIAMS 11-MATTOON	74	15.49
79.	#0156	MONICA HARBER 10-PAXTON BUCKLEY LODA	75	15.50
80.	#0215	CHRISSY MATTLIN 9-TUSCOLA ATWOOD HAMMOND	76	15.51
81.	#0002	*MAARIT KIVIMAKI 12-ARGENTA-OREANA	--	15.51
82.	#0130	KATIE BLACKER 10-MONTICELLO	77	15.51
83.	#0216	ERICA HALL 9-TUSCOLA ATWOOD HAMMOND	78	15.52
84.	#0236	LUCY PICKERING 9-URBANA	79	15.52
85.	#0031	KATY WEILAND 10-CLINTON	80	15.53
86.	#0043	MELISSA HAGA 11-CUMBERLAND	81	15.56
87.	#0032	JENNIFER HENDRY 10-CLINTON	82	15.57
88.	#0146	ERIN WIESE 9-NORMAL UNIVERSITY	83	16.00
89.	#0056	KRISTY STAFSETH 12-DECATUR ST. TERESA	84	16.01
90.	#0148	ANNIE GLEASON 9-NORMAL UNIVERSITY	85	16.04
91.	#0105	MEGAN CONLON 9-MATTOON	86	16.05
92.	#0214	MADALYN DAVIDSON 12-TUSCOLA ATWOOD HAMMOND	87	16.09
93.	#0033	AMIE BRAUN 11-CLINTON	88	16.13
94.	#0083	DAWNA CROWDER 11-GEORGETOWN RIDGE FARM	89	16.21
95.	#0153	REBEKAH FOSTER 9-PAXTON BUCKLEY LODA	90	16.25
96.	#0042	RACHAEL NELSON 10-CUMBERLAND	91	16.30
97.	#0085	COURTNEY POLLMAN 11-GEORGETOWN RIDGE FARM	92	16.30
98.	#0073	CHRISTA WHITE 10-EFFINGHAM ST. ANTHONY	93	16.37
99.	#0015	CHRISTA BUSHMAN 11-CENTRAL A&M	94	16.40
100.	#0027	LAURA ROGERS-CHRISMAN	95	16.43
101.	#0241	ELIZABETH FRENCH 9-URBANA	96	16.49
102.	#0217	LINDSEY SNIDER 11-TUSCOLA ATWOOD HAMMOND	97	16.51
103.	#0013	HEATHER PHARES 12-CENTRAL A&M	98	16.55
104.	#0154	HANNAH DIEDRICH 9-PAXTON BUCKLEY LODA	99	17.00
105.	#0034	ANNA FERGUSON 10-CLINTON	100	17.08
106.	#0026	BOBBI CARNES-CHRISMAN	101	17.14
107.	#0024	EMILY BONWELL-CHRISMAN	102	17.14
108.	#0143	COURTNEY MAPES 12-NORMAL UNIVERSITY	103	17.18
109.	#0185	TABBY GOSSETT 10-SALT FORK	104	17.26
110.	#0045	ADREE LONG 9-CUMBERLAND	105	17.35
111.	#0158	NATALIE LAROE 10-PAXTON BUCKLEY LODA	106	17.38
112.	#0016	BRIANNA WILLIAMS 12-CENTRAL A&M	107	17.51
113.	#0074	KATIE MERKEL 10-EFFINGHAM ST. ANTHONY	108	17.52
114.	#0075	KELLY NIEMERG 10-EFFINGHAM ST. ANTHONY	109	18.05

SJO AT ICC

SJO AT ICC (KICKAPOO--3.0/2.0)										
50'S, SUNNY										
16-OCT-97										
NAME	MILE	2 MILE	SPLIT	3 MILE	SPLIT	AVERAGE	POINTS	OLD TOTAL	NEW TOTAL	
HALE	5:05	10:37	5:32	15:58	5:21	5:19	6	98	104	
FORSHIER	5:05	10:37	5:32	16:03	5:26	5:21	6	92.5	98.5	
HART	5:11	10:50	5:39	16:31	5:41	5:30	6	100	106	
MCDANNALD,M	5:19	11:03	5:44	16:41	5:38	5:33	6	96	102	
MCDANNALD,D	5:20	11:07	5:47	16:43	5:36	5:34	6	90.5	96.5	
HOUCHENS	5:18	11:04	5:46	16:45	5:41	5:35	6	100	106	
MARRIOTT	5:18	11:03	5:45	16:49	5:46	5:36	6	100	106	
IDEUS	5:55	12:23	6:28	18:31	6:08	6:10	3	21	24	
FARMER	5:55	12:15	6:20	18:35	6:20	6:11	3	9	12	
YOUNG	6:01	12:39	6:38	18:51	6:12	6:17	3	29.5	32.5	
MATHIS	5:53	12:33	6:40	19:16	6:43	6:25	3	35	38	
RASCH	6:19	13:39	7:20	20:51	7:12	6:57	3	13.5	16.5	
RETZ	6:44	14:04	7:20	21:11	7:07	7:03	3	6.5	9.5	
FELKNER	7:00	14:23	7:23	21:49	7:26	7:16	2	4	6	
BOSLEY	7:10	15:01	7:51	23:00	7:59	7:40	2	3	5	
JOHNSTON	7:18	15:11	7:53	23:06	7:55	7:42	1	4	5	
TOP 5 SPLIT = 45 SEC 2-3 SPLIT = 28 SEC (40 RUNNERS AT THE STATE MEET)										
TOP 7 SPLIT = 51 SEC										
	MILE	2 MILE	SPLIT	AVG	1000	2000	3000	POINTS	OLD TOTAL	NEW TOTAL
ROBERTS	5:54	12:06	6:12	6:03	3:33	3:57	4:00	5	99	104
FRANZEN	6:16	12:42	6:26	6:21	3:45	4:08	4:09	5	101	106
LEGERNES	6:17	12:52	6:35	6:26	3:46	4:12	4:15	5	98	103
VAN UITHOVEN	6:19	12:53	6:34	6:26	3:50	4:11	4:13	5	99	104
MILLER	6:20	13:03	6:43	6:31	3:51	4:11	4:18	5	97	102
FLETCHER	6:29	13:29	7:00	6:44	3:53	4:20	4:36	5	97	102
CHANDLER	6:39	13:37	6:58	6:48	3:58	4:27	4:35	5	85	90
INGRAM	6:32	13:42	7:10	6:51	3:51	4:33	4:31	4	41	45
KLEIN	6:38	13:49	7:11	6:54	3:54	4:32	4:40	4	58	62
SULLIVAN	6:53	14:26	7:33	7:13	4:02	4:44	4:49	4	59	63
BARBEE	6:53	14:34	7:41	7:17	4:02	4:45	5:00	4	47	51
BROWN	7:10	14:54	7:44	7:27	4:16	4:51	4:59	4	52	56
YEAZEL	7:19	15:43	8:24	7:51	4:21	5:01	5:28	3	43	46
STEARNS	7:37	15:53	8:16	7:56	4:30	5:17	5:17	3	31	34
KING	7:44	16:04	8:20	8:02	4:34	5:17	5:19	2	18	20
VANOUS	8:24	17:26	9:02	8:43	4:28	6:10	5:54	1	20	21
PALMER	?	20:55	?	10:27	5:44	7:01	7:11	0	0	0
TOP 5 SPLIT = 57 SEC 1-2 SPLIT = 36 SEC										
TOP 7 SPLIT = 1:31										

NAME	1000		2000		3000	
	1 MILE	SPLIT	2 MILE	SPLIT	3 MILE	SPLIT
ROBERTS	3:33		7:30	3:57	11:30	4:00
FRANZEN	3:45		7:53	4:08	12:02	4:09
VAN U	3:50		8:01	4:11	12:11	4:13
LEGERNES	3:46		7:58	4:12	12:13	4:15
MILLER	3:51		8:02	4:11	12:20	4:18
CHANDLER	3:58		8:25	4:27	12:20	4:35
FLETCHER	3:53		8:13	4:20	12:46	4:36
INGRAMS	3:51		8:24	4:33	12:55	4:31
KLEIN	3:54		8:26	4:32	13:06	4:40
SULLIVAN	4:02		8:42	4:44	13:35	4:49
BARBEE	4:02		9:47	4:45	13:47	5:00
BROWN	4:16		9:07	4:51	14:06	4:59
YEAZEL	4:31		9:22	5:01	14:50	5:28
STEARNS	4:32		9:47	5:17	15:01	5:19
KING	4:34		9:51	5:17	15:10	5:19
VANDON'S	4:35		10:38	6:10	16:30	5:54
PALMER	5:44		12:45	7:01	19:56	7:11
	1-5 =					
	1-5 =					

NAME		1 MILE	SPLIT	2 MILE	SPLIT	3 MILE	SPL AV
15 ROBERTS	1	5:24		12:06			/
15 FRANZEN	2	6:16		12:42			/
15 VAN W	11	6:19		12:53			/
15 LESERNES	3	6:17		12:52			/
15 MILLER	5	4:20		13:03			/
15 CHANDLER	7	6:31		13:37			/
15 FLETCHER	4	6:20		13:29			/
14 INGRAM	8	6:32		13:42			/
14 KLEIN	9	6:38		13:49			/
14 SULLIVAN	10 ✓	6:53		14:26			/
14 SARBEE	11 ✓	6:53		14:34			/
13 YEAZEL	13	7:19		15:43			/
14 BROWN	12 ✓	7:10		14:54			/
13 STEARNS	14	7:37		15:53			/
12 KING	15	7:44		16:04			/
11 VANDUS	16 ✓	8:24		17:26			/
10 PALMER	17	?		20:55			/
		1.5 = 51 500		1.2 = 36 505			/
		1.7 = 13 11					/

ILLINOI CENTRAL CROSS COUNTRY MEET 1997

Place	Team	Runner	School	TIME	Place	Team	Runner	School	TIME
1	1	Matt Hale	SJD	15:58	21	19	Andy Burrell	U	17:58
2	2	Bob Forschier	SJD	16:03	22	20	Bryan Godwin	Sch	18:33
3	3	Kyle D'Brien	Sch	16:07	23	21	Ray Hauser	U	18:34
4	4	Ryan Wells	D	16:11	24		Tom Wynn	GT-F	18:35
5	5	Bryce Hart	SJD	16:31	25	22	Lyle Vezei	U	18:45
6	6	Mike McKeown	SJD	16:41	26	23	John Leahy	D	19:08
7	7	Doug McQuinn	SJD	16:43	27		Dustin Cranley	GT-F	19:48
8	8	Demetrius Bell	D	16:43	28	24	Justin Berry	Sch	20:09
9	9	Nate Houchens	SJD	16:45	29		Matt Cress	GT-F	20:11
10	10	John Manigault	SJD	16:49	30		Dustin Burns	BH	21:06
11	11	Saleg Stormer	D	16:54	31	25	Baron Martin	Sch	21:27
12	12	Lucas McHenry	U	17:01	32	26	Sam Meryle	Sch	21:33
13	13	John Teller	Salt Fork	17:04	33	27	Ryan Hughes	Sch	21:53
14	14	Robb Hargrove	D	17:12	34		Bill Madden	BH	22:01
15	15	James Thompson	U	17:17	35		TS Pearson	GT-F	23:05
16	16	Simon Willis	D	17:22	36		Drew Ellis	GT-F	24:50
17	17	SOE Shirley	Salt Fork	17:25	37				
18	18	Cory Vandenberg	D	17:27	38				
19	19	Steve Woodcock	U	17:35	39				
20	20	Andy Mohr	U	17:49	40				

B-H
 Unity
 40
 21
 ST-S Ogden 1 2 5 6 7 9 10
 Salt Fork
 12 14 17 18 19 21 22
 ST-RF
 4 8 11 13 15 16 23
 51
 98
 3 20 24 25 26 27

Place	Team	Runner	School	Time	Place	Team	Runner	School	Time
1	1	Amy Robert	SJD	12:06	21	17	Jamie Foweez	OAK	19:44
2	2	kinsa Newlin	GTRF	12:11	22		Kristina Lighth	SH	19:48
3		Hannah McHenry	U	12:22	23	18	Dawna Crowder	GTRF	19:51
4	3	Kara Frawner	SJD	12:42	24	19	Jana Wells	OAK	15:11
5	4	Nikky Brudler	GTRF	12:49	25	20	Natalie Gaglia	OAK	15:12
6	5	Laura Keegnes	SJD	12:52	26	21	Jessica Tustiner	GTRF	15:33
7	6	Kristi Van Diveren	SJD	12:53	27		Stacey Gustafson	SH	15:56
8	7	Beth Burke	SF	12:55	28	22	Courtesy Dillman	GTRF	16:11
9		Kim Boise	U	12:55	29	23	Brit Liggett	OAK	16:44
10	8	Megrey Miller	SJD	13:03	30	24	Alicia Evans	OAK	17:18
11	9	Kim Myers	SF	13:10	31	25	Beth Richert	OAK	17:30
12	10	Haley Busch	SF	13:21	32	26	Lynna Wilks	GTRF	17:36
13	11	Lee Ann Conner	GTRF	13:25	33		Scille Ellison	U	18:03
14	12	Michelle Fletcher	SJD	13:29	34				
15		Melanie Cain	U	13:35	35				
16	13	Candi Maday	SF	13:36	36				
17	14	Kristen Chonow	SJD	13:37	37				
18	15	Kala Maddox	SF	13:41	38				
19		Laura Metheren	B-H	14:18	39				
20	16	Brit Wendell	OAK	14:25	40				

XG-H _____
 XUnity _____
 13 St. J. Ogden 1. 3 _____
 5 6 8 12 14 _____
 GT-RF 56 2 4 11 18 21 22 26
 56

13 Salt Fork 1 9 10 13 15 _____
 16 Oakwood 16 17 19 20 23 24 25
 17 Schlarman X
 18 Westville X

SJO AT PEORIA INVITE

SJO AT PEORIA INV (DETWEILER--3.0/2.1)										
60'S, SUNNY										
18-OCT-97										
NAME	MILE	2 MILE	SPLIT	3 MILE	SPLIT	AVERAGE	POINTS	OLD TOTAL	NEW TOTAL	
HALE	5:05	10:32	5:27	15:43	5:11	5:14				
FORSHIER	5:05	10:34	5:29	15:51	5:17	5:17				
HART	5:05	10:35	5:30	15:57	5:22	5:19				
HOUCHENS	5:12	10:46	5:34	16:11	5:25	5:23				
MARRIOTT	5:12	10:53	5:41	16:22	5:29	5:27				
MCDANNALD,D	5:17	11:04	5:47	16:28	5:24	5:29				
MCDANNALD,M	5:15	11:20	6:05	17:29	6:09	5:49				
FARMER	5:47	11:58	6:11	17:53	5:55	5:57				
IDEUS	5:49	12:03	6:14	18:03	6:00	6:01				
YOUNG	6:03	12:26	6:23	18:21	5:55	6:07				
MATHIS	5:47	12:08	6:21	18:21	6:13	6:07				
RETZ	6:39	13:41	7:02	20:16	6:35	6:45				
RASCH	6:15	13:20	7:05	20:20	7:00	6:46				
KUCHENBROD	6:47	14:15	7:28	21:26	7:11	7:08				
FELKNER	6:55	14:31	7:36	21:44	7:13	7:14				
BOSLEY	6:55	14:31	7:36	21:45	7:14	7:15				
JOHNSTON	7:04	15:13	8:09	22:38	7:25	7:32				
ANDREWS	7:26	15:54	8:28	23:37	7:43	7:52				
TOP 5 SPLIT = 39 SEC										
TOP 7 SPLIT = 1:35										
	MILE	2.1 MI	SPLIT	AVG	1000	2000	SPLIT	3000	SPLIT	POINTS
ROBERTS	5:51	12:45	6:54	6:04	3:30	7:21	3:51	11:30	4:09	
FRANZEN	6:05	13:03	6:58	6:12	3:39	7:40	4:01	11:44	4:04	
LEGEFNES	6:09	13:24	7:15	6:22	3:40	7:45	4:05	12:04	4:19	
VAN UITHOVEN	6:14	13:27	7:13	6:24	3:45	7:48	4:03	12:05	4:17	
MILLER	6:13	13:30	7:17	6:25	3:42	7:51	4:09	12:07	4:16	
FLETCHER	6:19	13:33	7:14	6:27	3:45	7:59	4:14	12:18	4:19	
CHANDLER	6:29	13:41	7:12	6:30	3:53	8:16	4:23	12:28	4:12	
INGRAM	6:29	14:23	7:54	6:50	3:48	8:19	4:31	12:51	4:32	
SULLIVAN	6:36	14:42	8:06	7:00	3:52	8:30	4:38	13:10	4:40	
KLEIN	6:37	14:49	8:12	7:03	3:51	8:36	4:45	13:16	4:40	
BARBEE	6:41	14:52	8:11	7:04	3:54	8:39	4:45	13:20	4:41	
BROWN	6:53	15:09	8:16	7:12	4:07	8:55	4:48	13:41	4:46	
YEAZEL	7:11	15:27	8:16	7:21	4:16	9:10	4:54	13:56	4:46	
STEARNS	7:19	15:45	8:26	7:30	4:21	9:22	5:01	14:12	4:50	
VANOUS	7:43	17:18	9:35	8:14	4:33	9:56	5:23	15:35	5:39	
PALMER	9:36	20:16	10:40	9:39	5:35	12:18	6:43	18:22	6:04	
TOP 5 SPLIT = 45 SEC 2-3 SPLIT = 21 SEC										
TOP 7 SPLIT = 56 SEC										

NAME	1000 1 MILE	2000 SPLIT	3000 2 MILE	SPLIT	3 MILE	SPL AS
ROBERTS	3:30	7:21	11:30			/
FRANZEN	3:39	7:09	11:44			/
VAN U	3:45	7:48	12:05			/
LEGERNES	3:40	7:15	12:04			/
MILLER	3:42	7:51	12:07			/
FLETCHER	3:45	7:59	12:18			/
CHANDLER	3:53	8:16	12:28			/
INGRAM	3:48	8:09	12:51			/
KLEIN	3:51	8:26	13:16			/
SULLIVAN	3:52	8:30	13:10			/
BARBEE	3:54	8:39	13:20			/
BROWN	4:07	8:55	13:41			/
YEAZEL	4:16	9:10	13:56			/
STEARNS	4:21	9:22	14:12			/
VANDUS	4:33	9:56	15:35			/
PALMER	5:35	12:16	18:22			/
	60 paces back		Big Pine Tree			/
	from 2 mile		on zig zag			/
			for Home			/

2000 M

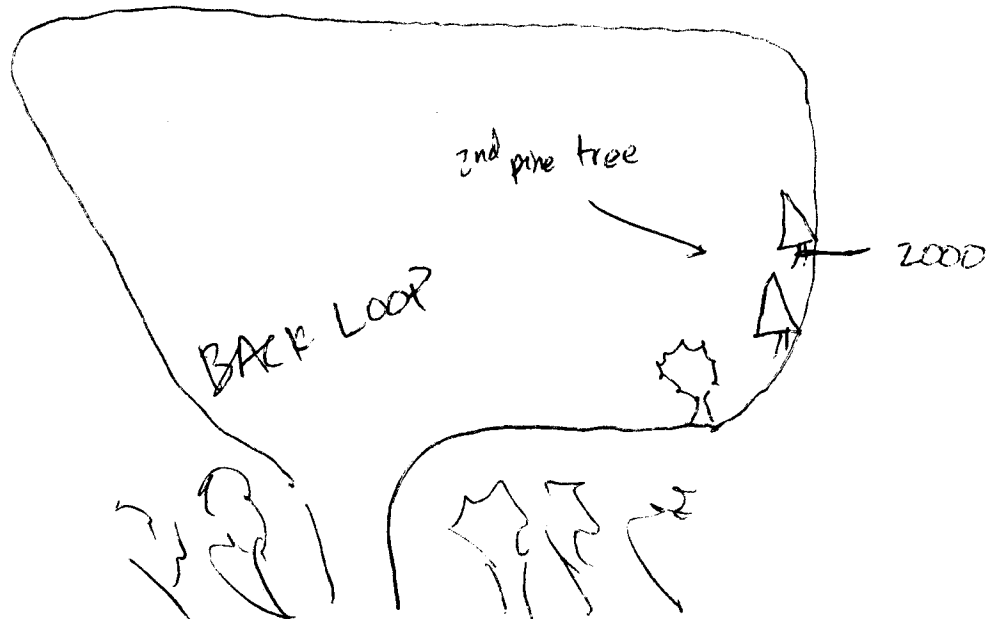
ROBERTS 7:21
 FRANZEN 7:40
 VAN U 7:48
 LEGERAKS 7:55
 MILLER 7:51
 FLETCHER 7:59

	1	2	3	4
	4:49	4:49	4:49	4:49
	3:27	3:30	3:41	3:41
	<u>7:76</u>	<u>7:79</u>		
	8:16			

1 CHANDLER 8:16
 2 INGRAM 8:19
 3 KLEIN 8:30
 3 SULLIVAN 8:30
 5 BARBEE 8:39
 6 BROWN 8:55
 7 YEAZEL 9:10
 8 STEARNS 9:22
 9 VANOUS 9:56

	5	6	7	8	9
	4:49	4:49	4:49	4:49	4:49
	3:50	4:06	4:21	4:33	5:02
			<u>8:70</u>		<u>9:56</u>

PALMER 12:18
 10
 4:49
 7:29
11:78



Patriot Invitational

DATE: 10-18-97

TEAM SCORES - Girls Varsity

1. St Joseph-Ogden	74
2. Herscher	84
3. Rushville	137
4. Monmouth	165
5. Pittsfield	168
6. Dunlap	202
7. Tuscola	211
8. Eureka	251
9. Havana	270
10. Westmer	286
11. Bishop McNamara	289
12. Robinson	296
13. Elmwood-Brimfield	342
14. Manteno	355
15. Shelbyville	403
16. Macomb	416
17. Momence	426
18. Chrisman	443
19. Gardner So Wilmington	451
20. Rockridge	474
21. Beardstown	516
22. Peoria Heights	669

Patriot Invitational: 10-18-97

WEATHER CONDITIONS: cool clear and great
 LENGTH OF COURSE: 2.1 miles

FINAL RESULTS - Girls Varsity

POS.	##	NAME-SCHOOL	TM.POS	TIME
1.	#0231	Alana Chrisman-Rushville	1	1159
2.	#0061	Heidi Knapp-Eureka	2	1210
3.	#0381	*Lindsay Newlin-Georgetown-Ridgefarm	--	1239
4.	#0261	Amy Roberts-St Joseph-Ogden	3	1245
5.	#0151	Jaime Scholz-Monmouth	4	1251
6.	#0101	Amanda Esarey-Havana	5	1255
7.	#0232	Corey Boehm-Rushville	6	1256
8.	#0221	Mindy Peterson-Rockridge	7	1258
9.	#0321	*Beth Martin-Wethersfield	--	1259
10.	#0262	Kara Franzen-St Joseph-Ogden	8	1303
11.	#0251	April Selby-Shelbyville	9	1309
12.	#0122	Holli Denault-Herscher	10	1310
13.	#0121	Jill Miller-Herscher	11	1311
14.	#0192	Magan Kattleman-Pittsfield	12	1312
15.	#0031	Val Marquis-Dunlap	13	1314
16.	#0401	Allie Williams-Manteno	14	1315
17.	#0123	Heather Lowe-Herscher	15	1316
18.	#0082	*Jessica Raabe-Franklin	--	1317
19.	#0382	*Nikky Brucker-Georgetown-Ridgefarm	--	1319

20.	#0021	Jamie Zullo-Bishop McNamara	16	1320
21.	#0331	*Stephanie Mullen-Girard	--	1321
22.	#0125	Jennifer Damptz-Herscher	17	1323
23.	#0265	Laura Legernes-St Joseph-Ogden	18	1324
24.	#0233	Lindsey Icenogle-Rushville	19	1325
25.	#0296	Tosha Stevens-Tuscola	20	1326
26.	#0263	Kristi Van Uithoven-St Joseph-Ogden	21	1327
27.	#0195	Suzanne Bagent-Pittsfield	22	1328
28.	#0193	Kate Lagemann-Pittsfield	23	1329
29.	#0266	Marcy Miller-St Joseph-Ogden	24	1330
30.	#0392	*Jennifer Heitman-Sherrard	--	1332
31.	#0267	Michelle Fletcher-St Joseph-Ogden	25	1333
32.	#0402	Nichole Fetherling-Manteno	26	1333
33.	#0152	Deb Tygrett-Monmouth	27	1334
34.	#0291	Candy Ard-Tuscola	28	1335
35.	#0371	*Annette Adams-Sparta	--	1336
36.	#0032	Paige Grimmer-Dunlap	29	1338
37.	#0081	*Grace Riedel-Franklin	--	1340
38.	#0153	Meredith Clark-Monmouth	30	1342
39.	#0124	Beth Davis-Herscher	31	1343
40.	#0194	Shaylon Siepker-Pittsfield	32	1344
41.	#0211	Kelly Jared-Robinson	33	1345
42.	#0341	*Jennifer Hainline-Sciota-Northwestern	--	1346
43.	#0102	Kristy Hellman-Havana	34	1347
44.	#0091	Lindsay Schultz-Gardner So Wilmington	35	1348
45.	#0127	Stephanie Bone-Herscher	36	1354
46.	#0372	*Marietta Lessley-Sparta	--	1355
47.	#0103	Krystle Ross-Havana	37	1356
48.	#0142	Cindy Evans-Macomb	38	1357
49.	#0052	Terri Stalter-Elmwood-Brimfield	39	1358
50.	#0062	Serena Zobrist-Eureka	40	1359
51.	#0297	Becky Wetzels-Tuscola	41	1359
52.	#0295	Stephanie Reinhart-Tuscola	42	1403
53.	#0234	Annie Haney-Rushville	43	1403
54.	#0212	Marci Neely-Robinson	44	1405
55.	#0252	Elly Skinner-Shelbyville	45	1406
56.	#0132	Lindsay Palmer-Westmer	46	1407
57.	#0034	Jenny Small-Dunlap	47	1408
58.	#0053	Sarah Shoop-Elmwood-Brimfield	48	1409
59.	#0501	Shelb Taylor-Chrisman	49	1410
60.	#0131	Whitney Palmer-Westmer	50	1416
61.	#0155	Christina Riley-Monmouth	51	1417
62.	#0391	*Ashlee Calderone-Sherrard	--	1419
63.	#0135	Julia Luxmore-Westmer	52	1422
64.	#0154	Clare Mohrman-Monmouth	53	1423
65.	#0024	Dalena Mc Curdy-Bishop McNamara	54	1425
66.	#0141	Susan Fulkerson-Macomb	55	1426
67.	#0033	Mandy Turner-Dunlap	56	1426
68.	#0036	Laura Tranel-Dunlap	57	1427
69.	#0111	*Julie Young-Henry-Midland	--	1427
70.	#0351	Jeanna Mendrala-Momence	58	1429
71.	#0051	Amber Merrick-Elmwood-Brimfield	59	1432
72.	#0083	*Leevia Hamilton-Franklin	--	1435
73.	#0213	Nicki Stone-Robinson	60	1436
74.	#0037	Bryn Dilworth-Dunlap	61	1438
75.	#0035	Angela Scott-Dunlap	62	1440
76.	#0025	Sara Bokhari-Bishop McNamara	63	1441
77.	#0144	Catherine Miller-Macomb	64	1444
78.	#0134	Lindsay Childs-Westmer	65	1446
79.	#0214	Jessica Elder-Robinson	66	1448

80.	#0066	Sarah Stoller-Eureka	67	1450
81.	#0235	Sara Paisley-Rushville	68	1450
82.	#0394	*Erin Neuleib-Sherrard	--	1451
83.	#0113	*Diana Tomlin-Henry-Midland	--	1454
84.	#0236	Brittany Heinz-Rushville	69	1457
85.	#0064	Wendy Rinckenberger-Eureka	70	1458
86.	#0012	Kristi Little-Beardstown	71	1459
87.	#0065	Jessica Zobrist-Eureka	72	1502
88.	#0393	*Lindsay Jacobson-Sherrard	--	1504
89.	#0383	*Dawna Crowder-Georgetown-Ridgefarm	--	1505
90.	#0133	Randi Sedam-Westmer	73	1506
91.	#0404	Courtney Russert-Manteno	74	1507
92.	#0023	Flora Lwin-Bishop McNamara	75	1508
93.	#0063	Becky Studabaker-Eureka	76	1509
94.	#0094	Tiffany Christensen-Gardner So Wilmington	77	1511
95.	#0237	Darcie Cox-Rushville	78	1513
96.	#0197	Abby Barton-Pittsfield	79	1514
97.	#0294	Chrissy Mattlin-Tuscola	80	1515
98.	#0022	Monica Uribe-Bishop McNamara	81	1517
99.	#0196	Sidney Gutherie-Pittsfield	82	1519
100.	#0354	Jill Reising-Momence	83	1520
101.	#0105	Jeanne Stephens-Havana	84	1521
102.	#0511	*Donna Warner-Auburn	--	1524
103.	#0292	Madalyn Davidson-Tuscola	85	1526
104.	#0355	Deury Williams-Momence	86	1527
105.	#0502	Marydith McGee-Chrisman	87	1528
106.	#0137	Marcy Dixon-Westmer	88	1529
107.	#0293	Erica Hall-Tuscola	89	1532
108.	#0352	Krista Hickey-Momence	90	1534
109.	#0157	Jenna Carson-Monmouth	91	1538
110.	#0067	Jody Erickson-Eureka	92	1540
111.	#0216	Amber Hoke-Robinson	93	1541
112.	#0136	Jenny Brown-Westmer	94	1542
113.	#0013	Laura Johnson-Beardstown	95	1546
114.	#0057	Erin McCoy-Elmwood-Brimfield	96	1548
115.	#0506	Laura Rogers-Chrisman	97	1550
116.	#0026	Tricia Walker-Bishop McNamara	98	1553
117.	#0215	Heather Wright-Robinson	99	1553
118.	#0054	Whitney Roudebush-Elmwood-Brimfield	100	1554
119.	#0253	Rachel Smith-Shelbyville	101	1556
120.	#0095	Anne Wollgast-Gardner So Wilmington	102	1558
121.	#0225	Jamie Bush-Rockridge	103	1600
122.	#0503	Casey Carmes-Chrisman	104	1603
123.	#0156	Kate Westfall-Monmouth	105	1604
124.	#0504	Bobbi Carnes-Chrisman	106	1605
125.	#0014	Abby Cooper-Beardstown	107	1610
126.	#0217	Susan Sutton-Robinson	108	1611
127.	#0353	Tammy Hellings-Momence	109	1614
128.	#0106	Alisha Kramer-Havana	110	1620
129.	#0056	Penny Wilkins-Elmwood-Brimfield	111	1623
130.	#0356	Julia Cullum-Momence	112	1630
131.	#0092	Rachel Landstrom-Gardner So Wilmington	113	1633
132.	#0505	Amber Clarkston-Chrisman	114	1635
133.	#0226	Tracy Haronik-Rockridge	115	1636
134.	#0507	Emily Bonwell-Chrisman	116	1642
135.	#0104	Rachel Wagstaff-Havana	117	1647
136.	#0015	Andrea Bankin-Beardstown	118	1652
137.	#0255	Summer Heathcock-Shelbyville	119	1653
138.	#0405	Casey Nugent-Manteno	120	1653
139.	#0403	Sarah Viall-Manteno	121	1702

140.	#0227	Jennifer Lucas-Rockridge	122	1703
141.	#0145	Brittney Ring-Macomb	123	1715
142.	#0093	Erin Bresnahan-Gardner So Wilmington	124	1723
143.	#0011	Erica Vermillion-Beardstown	125	1729
144.	#0107	Gretchen Gerdes-Havana	126	1731
145.	#0116	*Brenda Read-Henry-Midland	--	1732
146.	#0222	Amber Conroy-Rockridge	127	1735
147.	#0223	Virginia Hoffmann-Rockridge	128	1741
148.	#0254	Jacque Gilmore-Shelbyville	129	1750
149.	#0224	Trisha Conroy-Rockridge	130	1753
150.	#0312	Cassie Lively-Peoria Heights	131	1754
151.	#0384	*Tonya Winn-Georgetown-Ridgefarm	--	1800
152.	#0311	Mellisa King-Peoria Heights	132	1802
153.	#0027	Liz Flageole-Bishop McNamara	133	1813
154.	#0512	*Emily Brackebusch-Auburn	--	1814
155.	#0314	Laura Ruck-Peoria Heights	134	1843
156.	#0313	Heather Buecker-Peoria Heights	135	1853
157.	#0146	Andrea Saunders-Macomb	136	2042
158.	#0315	Meghan Mc Laughlin-Peoria Heights	137	2255
159.	#0317	Deanna White-Peoria Heights	138	2628

OR * = INELIGIBLE TO SCORE

Patriot Invitational

DATE: 10-18-97

TEAM SCORES - Boys Varsity

1.	St Joseph-Ogden	58
2.	Dunlap	119
3.	Oakwood	143
4.	Eureka	175
5.	Robinson	179
6.	Shelbyville	185
7.	Sparta	232
8.	Rushville	281
9.	Havana	302
10.	Westmer	317
11.	Tuscola	334
12.	Momence	362
13.	Bishop McNamara	363
14.	Rockridge	397
15.	Lowpoint-Washburn	407
16.	Pittsfield	410
17.	Gardner So Wilmington	424
18.	Elmwood/Brimfield	434
19.	Henry-Midland	434
20.	Chrisman	435
21.	Herscher	436
22.	Macomb	488
23.	Monmouth	494
24.	Sherrard	607

Patriot Invitational: 10-18-97

FINAL RESULTS - Boys Varsity

POS.	##	NAME-SCHOOL	TM.POS	TIME
1.	#0293	Robert Hanners-Tuscola	1	1520
2.	#0031	Matt Baum-Dunlap	2	1531
3.	#0261	Matt Hale-St Joseph-Ogden	3	1543
4.	#0151	Brandon Queen-Monmouth	4	1549
5.	#0262	Rob Forshier-St Joseph-Ogden	5	1551
6.	#0111	Jason Donini-Henry-Midland	6	1552
7.	#0171	Ryan Wells-Oakwood	7	1553
8.	#0263	Brad Hart-St Joseph-Ogden	8	1556
9.	#0032	James Grimmer-Dunlap	9	1559
10.	#0211	Greg Howard-Robinson	10	1600
11.	#0251	Matt Miller-Shelbyville	11	1602
12.	#0061	Jim Taylor-Eureka	12	1604
13.	#0033	J D Shea-Dunlap	13	1607
14.	#0101	Mark Traeger-Havana	14	1609
15.	#0296	Brian Mc Daniel-Tuscola	15	1610
16.	#0131	Chad Green-Westmer	16	1611
17.	#0266	Nate Houchens-St Joseph-Ogden	17	1611
18.	#0252	Jerod Galvin-Shelbyville	18	1612
19.	#0232	Dustin Robertson-Rushville	19	1612

20.	#0351	Jason Braddy-Momence	20	1613
21.	#0092	David Simms-Gardner So Wilmington	21	1614
22.	#0102	Josh Gills-Havana	22	1616
23.	#0231	Justin Eckman-Rushville	23	1616
24.	#0372	Andrew Norton-Sparta	24	1619
25.	#0264	John Marriott-St Joseph-Ogden	25	1621
26.	#0001	*David Dick-Athens	--	1625
27.	#0371	Matt King-Sparta	26	1626
28.	#0254	Sean Luthy-Shelbyville	27	1626
29.	#0051	Steve Wilson-Elmwood/Brimfield	28	1627
30.	#0173	Caleb Stormer-Oakwood	29	1727
31.	#0265	Doug Mc Dannald-St Joseph-Ogden	30	1628
32.	#0021	Dan Flynn-Bishop McNamara	31	1629
33.	#0161	Wes Mogler-Lowpoint-Washburn	32	1631
34.	#0174	Jason Wills-Oakwood	33	1632
35.	#0063	Brandon Clark-Eureka	34	1633
36.	#0216	Justin Massey-Robinson	35	1634
37.	#0172	Jeremiah Wheeler-Oakwood	36	1635
38.	#0212	Charley Cramer-Robinson	37	1635
39.	#0175	Rob Hargrove-Oakwood	38	1636
40.	#0034	David Stephens-Dunlap	39	1637
41.	#0064	Billy Staudamiere-Eureka	40	1637
42.	#0221	Marc Miller-Rockridge	41	1638
43.	#0132	Mike Baxa-Westmer	42	1640
44.	#0065	Brandon Armstrong-Eureka	43	1641
45.	#0217	Ryan Tomlinson-Robinson	44	1642
46.	#0163	Kyle Swanson-Lowpoint-Washburn	45	1643
47.	#0066	Ben Zobrist-Eureka	46	1645
48.	#0513	*Jimmy Bean-Auburn	--	1652
49.	#0373	Ryan Norton-Sparta	47	1653
50.	#0192	Bruce Kattelman-Pittsfield	48	1653
51.	#0142	Joe Yarbrough-Macomb	49	1654
52.	#0067	Dustin Franckey-Eureka	50	1654
53.	#0233	Chris Ward-Rushville	51	1656
54.	#0352	Conor Finnegan-Momence	52	1657
55.	#0214	Andrew Bryant-Robinson	53	1658
56.	#0103	Luke Bieneman-Havana	54	1659
57.	#0501	Chad Bell-Chrisman	55	1659
58.	#0035	Jason Clark-Dunlap	56	1700
59.	#0023	R J Young-Bishop McNamara	57	1700
60.	#9999	Steinauer-Havana	58	1700
61.	#0215	Brad Heilwagen-Robinson	59	1702
62.	#0374	Mike Wetzal-Sparta	60	1704
63.	#0062	Alex Poplamatas-Eureka	61	1705
64.	#0176	Cory Vandenberg-Oakwood	62	1705
65.	#0194	Justin Dodd-Pittsfield	63	1705
66.	#0255	Chris Boehm-Shelbyville	64	1706
67.	#0253	Jim Hood-Shelbyville	65	1706
68.	#0052	Ronnie Dray-Elmwood/Brimfield	66	1707
69.	#0112	Mike Storm-Henry-Midland	67	1708
70.	#0122	Sam Grant-Herscher	68	1710
71.	#0223	Tom Gerard-Rockridge	69	1710
72.	#0402	*Brian Gerst-Manteno	--	1712
73.	#0141	Garrett Davey-Macomb	70	1714
74.	#0121	Nick Underwood-Herscher	71	1714
75.	#0503	Tony Butler-Chrisman	72	1715
76.	#0133	Cory Shook-Westmer	73	1716
77.	#0281	*Kent Graff-Springfield Lutheran	--	1716
78.	#0123	Nathan Denault-Herscher	74	1718
79.	#0375	J R Owens-Sparta	75	1723

80.	#0094	Joe Pfeifer-Gardner So Wilmington	76	1724
81.	#0191	Jacob Herron-Pittsfield	77	1725
82.	#0091	David Wilkey-Gardner So Wilmington	78	1726
83.	#0054	Joe Almasi-Elmwood/Brimfield	79	1726
84.	#0114	Aaron Calder-Henry-Midland	80	1727
85.	#0036	Nick Rae-Dunlap	81	1727
86.	#0502	Joel Clausen-Chrisman	82	1728
87.	#0267	Mike Mc Dannald-St Joseph-Ogden	83	1729
88.	#0134	Brandon Hobart-Westmer	84	1729
89.	#0353	Richard Mc Curry-Momence	85	1730
90.	#0037	Kyle Schmitt-Dunlap	86	1731
91.	#0224	Allan Smith-Rockridge	87	1731
92.	#0234	Eric Cunningham-Rushville	88	1732
93.	#0292	Scott Groves-Tuscola	89	1734
94.	#0024	Brandon Albright-Bishop McNamara	90	1734
95.	#9999	Scott Rozwalka-Bishop McNamara	91	1736
96.	#0152	Jason Young-Monmouth	92	1737
97.	#0193	Ricky Clendenny-Pittsfield	93	1738
98.	#0401	*Ben Gerst-Manteno	--	1739
99.	#0027	Andy Summers-Bishop McNamara	94	1740
100.	#0357	Ron Lee-Momence	95	1742
101.	#0144	Raphael Campbell-Macomb	96	1745
102.	#0225	Jay Bolis-Rockridge	97	1746
103.	#0393	Brandon Breiby-Sherrard	98	1746
104.	#0124	Mario Buono-Herscher	99	1747
105.	#0236	Lucas Cooley-Rushville	100	1747
106.	#0202	*Erik Richey-Princeville	--	1747
107.	#0235	Caleb Billingsley-Rushville	101	1748
108.	#0135	David Showalter-Westmer	102	1748
109.	#0222	John Harker-Rockridge	103	1750
110.	#0294	Tim Heyen-Tuscola	104	1750
111.	#0165	Brock Heider-Lowpoint-Washburn	105	1751
112.	#0512	*Steve Todd-Auburn	--	1751
113.	#0226	Eric Pressly-Rockridge	106	1754
114.	#0164	Matt J Ulrich-Lowpoint-Washburn	107	1756
115.	#0397	Brad Miller-Sherrard	108	1757
116.	#0025	Elliott Bass-Bishop McNamara	109	1758
117.	#0355	Anthony Riley-Momence	110	1800
118.	#0354	Drew Childs-Momence	111	1803
119.	#0507	Scot Daily-Chrisman	112	1804
120.	#0257	Andy Murphy-Shelbyville	113	1905
121.	#0504	Seth Humrichous-Chrisman	114	1806
122.	#0053	Ty Davis-Elmwood/Brimfield	115	1807
123.	#0093	Andy Kettlekamp-Gardner So Wilmington	116	1809
124.	#0177	John Leahy-Oakwood	117	1810
125.	#0167	Dan Kline-Lowpoint-Washburn	118	1811
126.	#0256	Matt Pierson-Shelbyville	119	1812
127.	#0154	Lucas Johnson-Monmouth	120	1813
128.	#0227	Jeremy Mattingly-Rockridge	121	1814
129.	#0395	Kevin Domser-Sherrard	122	1816
130.	#0113	Dan Webster-Henry-Midland	123	1816
131.	#0127	Kevin Benoit-Herscher	124	1817
132.	#0295	Jason Kocher-Tuscola	125	1817
133.	#0166	Matt D Ulrich-Lowpoint-Washburn	126	1820
134.	#0391	Mike Bell-Sherrard	127	1821
135.	#0237	Dustin Walker-Rushville	128	1823
136.	#0011	*Randy Thoroman-Beardstown	--	1824
137.	#0195	Trey Harrison-Pittsfield	129	1829
138.	#0506	Levi Rogers-Chrisman	130	1831
139.	#0376	Jimmy Hesse-Sparta	131	1832

140.	#0143	Doug Clauson-Macomb	132	1833
141.	#0096	Jim Scheel-Gardner So Wilmington	133	1833
142.	#0505	Jake Romoser-Chrisman	134	1834
143.	#0095	Eric Haacke-Gardner So Wilmington	135	1838
144.	#0196	Louis Converse-Pittsfield	136	1839
145.	#0204	*Ted Park-Princeville	--	1844
146.	#0511	*Brad Baker-Auburn	--	1847
147.	#0136	Jay Peterson-Westmer	137	1847
148.	#0155	Andy Smith-Monmouth	138	1850
149.	#0197	Branden Barke-Pittsfield	139	1856
150.	#0153	Everitt Taylor-Monmouth	140	1856
151.	#0146	Jason Grindstaff-Macomb	141	1856
152.	#0125	Zac Stephens-Herscher	142	1900
153.	#0377	Casey Schwartz-Sparta	143	1908
154.	#0162	David Vierhout-Lowpoint-Washburn	144	1912
155.	#0356	Josh Zimmerman-Momence	145	1916
156.	#0055	Chris Lehmann-Elmwood/Brimfield	146	1917
157.	#0137	Bill Dunn-Westmer	147	1926
158.	#0405	*Tom Gorman-Manteno	--	1927
159.	#0097	Kevin Bolton-Gardner So Wilmington	148	1928
160.	#0147	Mark Carlson-Macomb	149	1932
161.	#0056	Greg Wheeler-Elmwood/Brimfield	150	1934
162.	#0057	Jeff Wheeler-Elmwood/Brimfield	151	1935
163.	#0394	Neil Chapman-Sherrard	152	1936
164.	#0145	Andy Lohr-Macomb	153	1949
165.	#0107	Rob Hansen-Havana	154	2001
166.	#0106	Frank Hennige-Havana	155	2005
167.	#0291	Doug Anderson-Tuscola	156	2006
168.	#0283	*Jason Womack-Springfield Lutheran	--	2015
169.	#0392	Sam Bennett-Sherrard	157	2024
170.	#0115	Karl Waldschmidt-Henry-Midland	158	2026
171.	#0396	Rhys Fullerlove-Sherrard	159	2035
172.	#0402	*Dan Schafer-Manteno	--	2042
173.	#0297	Mark Quinn-Tuscola	160	2153
174.	#0126	Aaron Foltz-Herscher	161	2239
175.	#0105	Eric Jones-Havana	162	2630

OR * = INELIGIBLE TO SCORE

Boys Junior Varsity

1. Matt Bailey	Muralforside	17:12
2. Greg Boylan	Dunlap	17:14
3. Ryan Chapman	Eureka	17:25
4. Andrew Gerber	Eureka	17:27
5. Kevin Maubach	Henry-Midland	17:28
6. Brian Zeone	Dunlap	17:29
7. Peter Anaya	Momence	17:33
8. Jose Moreno	Eureka	17:50
9. Chris Farmer	St. Joseph-Ogden	17:52
10. Russell Meskimen	Robison	17:55
11. Mike Ideus	St. Joseph-Ogden	18:02
12. Jimmy White	Franklin	18:04
13. Tom Winn	Georgetown-Ridgefarm	18:05
14. Pat Mahoney	Bishop-McNamara	18:06
15. Kyle Duryea	Farmington	18:09
16. Alex Angelo	Bishop-McNamara	18:13
17. Sean Worsfield	Eureka	18:19
18. Kyle Young	St. Joseph-Ogden	18:20
19. Jason Royer	Eureka	18:20
20. Tom Mathis	St. Joseph-Ogden	18:21
21. Louis Wawrzyniak	Momence	18:21
22. Sean Smith	Bishop-McNamara	18:23
23. Ross Massey	Robinson	18:25
24. Jeremy Kirkham	Rushville	18:29
25. Don Rychalsky	Bishop-McNamara	18:38
26. Jeffery Sheley	Rushville	18:39
27. Jordan McCombs	Ruushville	18:40
28. Ben Angelo	Bishop-McNamara	18:44
29. Mark Lumpkins	Momence	18:45
30. Joey Baird	Sparta	18:48
31. Kyle McAllister	Eureka	18:51
32. Matt Taylor	Robinson	18:53
33. Jon Martin	Chrisman	18:54
34. Eddie Ludington	Dunlap	18:56
35. Luke Griffiths	Athens	18:58
36. John Salcido	Lutheran	18:59
37. Josh Clyden	Bishop-McNamara	19:00
38. Travis Stear	Rushville	19:03
39. Mike Feuchter	Elmwood-Brimfield	19:12
40. Kaleb Culver	Robinson	19:13
41. M.J. Martin	Franklin	19:16
42. Clint Stevenson	Rockridge	19:18
43. Justin Peroy	Henry	19:23
44. David Latty	Momence	19:24

Boys Junior Varsity

45. Rob Waldo	Dunlap	19:24
46. Derek Waldschmidt	Lowpoint-Washburn	19:27
47. Will Lucas	Tuscola	19:27
48. Matt Wilkinson	Westmer	19:30
49. Troy Gates	Farmington	19:32
50. Jimmy Gibson	Sparta	19:35
51. Jake Woodcock	Farmington	19:36
52. Shawn Allen	Momence	19:39
53. Shannon Frailey	Chrisman	19:42
54. Neil Cowhig	Bishop-McNamara	19:53
55. Mike Earnhart	Bishop-McNamara	19:56
56. Zac Trøne	Rushville	19:57
57. Joe Miller	Eureka	19:57
58. Ed Rakauskas	Momence	19:57
59. Dustin Cramer	Georgetown-Ridgefarm	19:58
60. Brycen Turnbull	Athens	19:59
61. Samson Pepper	Rockridge	20:00
62. Louis Malinges	Rushville	20:06
63. Josh Zelhart	?	20:06
64. Trevor Coop	Sparta	20:06
65. Chris Korte	Dunlap	20:12
66. Chris Moody	Farmington	20:13
67. Jason Retz	St. Joseph-Ogden	20:15
68. Jon Rasch	St. Joseph-Ogden	20:19
69. Fred Wiegand	Eureka	20:24
70. Marty Linneman	Bishop-McNamara	20:24
71. Hanson Chau	Dunlap	20:28
72. Robert Frieden	Rockridge	20:35
73. Garry Eckhoff	Momence	20:38
74. Joey McLeod	Dunlap	20:42
75. Drew Parsons	Bishop-McNamara	20:46
76. Dustin Stambaugh	Rushville	20:49
77. Jeff Tolbert	Franklin	20:50
78. Nate Weeks	Rockridg	20:52
79. Mark Mallette	Athens	20:53
80. Dustin Storm	Henry-Midland	20:56
81. Daniel Grate	Rushville	21:01
82. Justin Kraus	Momence	21:07
83. Nick Doerr	Peoria Heights	21:13
84. Dustin Cramer	Athens	21:20
85. Joe Kuchenbrod	St. Joseph-Ogden	21:25
86. Lucas Beals	Chrisman	21:29
87. Scott Higgs	Dunlap	21:34
88. Tim Zajicek	Lutheran	21:35
89. Andrew Felkner	St. Joseph-Ogden	21:35

Boys Junior Varsity

90. Tony Bosley	St. Joseph-Ogden	21:43
91. Pat Lester	Sherrard	21:44
92. Michael Herrent	Rushville	21:59
93. Nick Løury	Lowpoint-Washburn	22:06
94. Ian Schmeckpeper	Momence	22:14
95. Travis Clark	Elmwood-Brimfield	22:21
96. Shawn Haronik	Rockridge	22:23
97. Ray Baer	Havana	22:30
98. Jesse Johnston	St. Joseph-Ogden	22:37
99. Ian Wright	Farmington	22:37
100. Josh Reeves	Tuscola	22:40
101. Reid Andrews	St. Joseph-Ogden	22:58
102. Devin Nichols	Franklin	23:36
103. Joel Turrell	Momence	24:20
104. Matt King	Peoria Heights	24:50

Girls Junior Varsity

1. Kristin Chandler	St. Joseph-Ogden	13:41
2. Selena Woodcock	Farmington	13:44
3. Kelsey Smit	Princeville	13:50
4. Jessie Lowe	Herscher	13:53
5. Sarah Ingram	St. Joseph-Ogden	14:23
6. Holly Sullivan	St. Joseph-Ogden	14:41
7. Shanna Barbee	St. Joseph-Ogden	14:49
8. Kelly Klein	St. Joseph-Ogden	14:51
9. Carly Brown	St. Joseph-Ogden	15:08
10. Melissa Crews	Princeville	15:16
11. Abby Yeazel	St. Joseph-Ogden	15:27
12. Kristi Schmidt	Herscher	15:31
13. Destiny Lamb	Momence	15:41
14. Carrie Buchanan	Pittsfield	15:41
15. Jennifer Stearns	St. Joseph-Ogden	15:44
16. Amber Cooper	Farmington	15:45
17. Jenny Blunnier	Eureka	15:47
18. Carolyn Lesmeister	Herscher	16:02
19. Kristen Robertson	Rushville	16:04
20. Jennifer Bresnahan	Monmouth	16:12
21. Rachel Shelly	Rushville	16:15
22. Heidi Bresnahan	Monmouth	16:20
23. Hannah Boruff	Westmer	16:36
24. Lindsey Snider	Tuscola	16:40
25. Nina Arora	Monmouth	16:44
26. Beth Norman	Momence	16:48
27. Andrea Adolphson	Westmer	16:52
28. Alyson Cooper	Farmington	16:57
29. Jenny Jones	Momence	17:01
30. Joanna Reinhardt	Westmer	17:05
31. Lisa Vanous	St. Joseph-Ogden	17:18
32. Laura Carson	Monmouth	17:24
33. Mandy Vicary	Farmington	17:38
34. Kim Kraetzer	Herscher	17:42
35. Cara Moody	Farmington	17:43
36. Jessica Knoldaugh	Momence	17:44
37. Monica Myers	Momence	17:54
38. Cara Stevenson	Rockridge	17:59
39. Jessica Ohrt	Momence	18:59
40. Katie Sarnes	Havana	19:09
41. Yen Zhao	Westmer	19:24
42. Jodi Palmer	St. Joseph-Ogden	20:15
43. Bethany Atter	Havana	20:22

SJO AT REGIONAL

SJO AT REGIONAL (HOOPESTON: 2.86/2.08)										
40'S, OVERCAST, WINDY										
25-OCT-97										
NAME	MILE	2 MILE	SPLIT	2.86	SPLIT	AVERAGE	POINTS	OLD TOTAL	NEW TOTAL	3 MI PROJECT.
HALE	5:01	10:41	5:40	15:14	4:33	5:19	10			15:58
FORSHIER	5:02	10:46	5:44	15:39	4:53	5:28	10			16:24
HART	5:02	10:51	5:49	15:43	4:52	5:29	10			16:29
HOCHENS	5:08	11:00	5:52	15:53	4:53	5:33	10			16:39
MARRIOTT	5:10	11:13	6:03	16:11	4:58	5:39	10			16:58
MCDANNALD,D	5:33	11:45	6:12	16:48	5:03	5:52	8			17:37
MCDANNALD,M	5:24	11:55	6:31	17:18	5:23	6:02	6			18:08
TOP 5 SPLIT = 57 SEC				1-7 SPLIT @ MILE = 32 SEC						
TOP 7 SPLIT = 2:04				1-2 SPLIT = 26 SEC						
NAME	MILE	2.08	SPLIT			AVERAGE	POINTS	OLD TOTAL	NEW TOTAL	2 MI PREDICTED
ROBERTS	6:04	12:34	6:30			6:02	9			12:05
FRANZEN	6:21	13:07	6:46			6:18	9			12:36
LEGERNES	6:20	13:08	6:48			6:18	9			12:37
VAN UITHOVEN	6:21	13:14	6:53			6:21	9			12:43
MILLER	6:23	13:21	6:58			6:25	9			12:50
FLETCHER	6:21	13:43	7:22			6:35	9			13:11
CHANDLER	6:23	14:21	7:58			6:53	9			13:47
TOP 5 SPLIT = 47 SEC				1-2 SPLIT = 33 SEC						
TOP 7 SPLIT = 1:47				1-7 SPLIT @ MILE = 42 SEC						

168

	NAME		1 MILE	SPLIT	2 MILE	SPLIT	3 MILE	SPLIT	AV
1	HALE	10	5:01	28 (15)	10:41	5:40	15:14	4:33	5:04
2	FORSHIER	10	5:02	50 (30)	10:46	5:44	15:24	4:53	5:13
3	HART	10	5:02	61 (37)	10:51	5:49	15:31	4:53	5:14
5	MARRIOTT	10	5:10	151 (74)	11:13	6:03	16:11	5:35	5:36
4	HOUGHENS	10	5:08	74 (47)	11:00	5:52	15:53	5:11	5:23
7	MCDANNALD (M)	6	5:24	151	11:25	6:31	17:18	5:27	5:47
6	MCDANNALD (D)	8	5:33	144	11:45	6:12	16:48	5:33	5:46
				85 104 = 2 128 10 112	57 524	1-5 = 57 SEC 1-7 = 2:04			
						1-7 GAP AIR WILE = 32 SEC			

IHSA Regional
DATE: 10-25-97

TEAM SCORES - Boys Varsity

1. St. Joseph (S.J.-Ogden)	38
2. Fithian (Oakwood)	57
3. Urbana (University)	64
4. Paxton (P-Buckley-Loda)	123
5. Hoopeston (H-Area)	131
6. Armstrong (Coop)	139
7. Chrisman (Coop)	149

IHSA Regional: 10-25-97

WEATHER CONDITIONS: Windy Cloudy 40 Deg.
LENGTH OF COURSE: 2.90 miles
COURSE RECORD: 15:02

FINAL RESULTS - Boys Varsity

POS.	##	NAME-SCHOOL	TM. POS	TIME
1.	#0091	Adam Reynolds-Urbana (University)	1	15 04
2.	#0040	*Kyle O'Brien-Danville (Schlarman)	--	15 08
3.	#0080	Matt Hale-St. Joseph (S.J.-Ogden)	2	15 14
4.	#0090	Jeff Helfrich-Urbana (University)	3	15 16
5.	#0060	John Shaffer-Hoopeston (H-Area)	4	15 21
6.	#0050	Ryan Wells-Fithian (Oakwood)	5	15 34
7.	#0081	Rob Forshier-St. Joseph (S.J.-Ogden)	6	15 39
8.	#0083	Brad Hart-St. Joseph (S.J.-Ogden)	7	15 43
9.	#0084	Nate Houchens-St. Joseph (S.J.-Ogden)	8	15 53
10.	#0010	Ryan Andrews-Armstrong (Coop)	9	15 57
11.	#0053	Jason Wills-Fithian (Oakwood)	10	16 00
12.	#0051	Jeremy Wheeler-Fithian (Oakwood)	11	16 00
13.	#0071	Josh Burgess-Paxton (P-Buckley-Loda)	12	16 02
14.	#0092	Paul Herendeen-Urbana (University)	13	16 03
15.	#0054	Rob Hargrove-Fithian (Oakwood)	14	16 05
16.	#0082	John Marriott-St. Joseph (S.J.-Ogden)	15	16 11
17.	#0072	Devin Marquis-Paxton (P-Buckley-Loda)	16	16 13
18.	#0052	Caleb Stormer-Fithian (Oakwood)	17	16 19
19.	#0061	Brandon Bertsch-Hoopeston (H-Area)	18	16 24
20.	#0070	Travis Glazik-Paxton (P-Buckley-Loda)	19	16 27
21.	#0004	*John Tellier-Sidell (Jamaica) (Coop)	--	16 29
22.	#0005	*Joe Shirley-Sidell (Jamaica) (Coop)	--	16 40
23.	#0093	Charles Terry-Urbana (University)	20	16 43
24.	#0030	Chad Bell-Chrisman (Coop)	21	16 46
25.	#0086	Doug McDannald-St. Joseph (S.J.-Ogden)	22	16 48
26.	#0062	Dustin Smith-Hoopeston (H-Area)	23	16 52
27.	#0031	Joel Clausen-Chrisman (Coop)	24	16 52
28.	#0057	John Leahy-Fithian (Oakwood)	25	16 55
29.	#0055	Cory Vandenberg-Fithian (Oakwood)	26	17 01
30.	#0096	Hormozd Gahvari-Urbana (University)	27	17 05
31.	#0011	Aaron Hird-Armstrong (Coop)	28	17 06
32.	#0095	Erik Wright-Urbana (University)	29	17 06

33.	#0041	*Bryan Goodwin-Danville (Schlarman)	--	17	07
34.	#0012	Jeremy Martin-Armstrong (Coop)	30	17	09
35.	#0033	Tony Butler-Chrisman (Coop)	31	17	11
36.	#0001	*Tom Winn-Georgetown (G-Ridgefarm)	--	17	13
37.	#0094	Nate Mathews-Urbana (University)	32	17	13
38.	#0085	Mike McDannald-St. Joseph (S.J.-Ogden)	33	17	18
39.	#0013	Preston Grey-Armstrong (Coop)	34	17	23
40.	#0073	Justin Brown-Paxton (P-Buckley-Loda)	35	17	25
41.	#0032	Jake Romoser-Chrisman (Coop)	36	17	39
42.	#0035	Seth Humrichous-Chrisman (Coop)	37	17	42
43.	#0015	David Loschen-Armstrong (Coop)	38	17	45
44.	#0014	Brandon Hird-Armstrong (Coop)	39	17	51
45.	#0034	Levi Rogers-Chrisman (Coop)	40	17	55
46.	#0074	Joe Burgess-Paxton (P-Buckley-Loda)	41	18	01
47.	#0063	Joel Swartz-Hoopeston (H-Area)	42	18	03
48.	#0037	Scot Daily-Chrisman (Coop)	43	18	19
49.	#0064	Justin Bray-Hoopeston (H-Area)	44	18	37
50.	#0002	*Dustin Cramer-Georgetown (G-Ridgefarm)	--	18	44
51.	#0022	*Matt Cress-Bismarck (B-Henning)	--	18	48
52.	#0020	*Eric Antionini-Bismarck (B-Henning)	--	18	53
53.	#0076	Mitch Brehm-Paxton (P-Buckley-Loda)	45	18	59
54.	#0075	Matt Anderson-Paxton (P-Buckley-Loda)	46	19	30
55.	#0003	*Jacob Ellis-Georgetown (G-Ridgefarm)	--	20	21
56.	#0065	Thomas Long-Hoopeston (H-Area)	47	20	37

OR * = INELIGIBLE TO SCORE

IHSA Regional Meet

DATE: 10-25-97

TEAM SCORES - Girls Varsity

1. St. Joseph (S.J.-Ogden)	26
2. Sidell (Jamaica) (Coop)	65
3. Georgetown (G-Ridgefarm)	69
4. Urbana (University)	88
5. Paxton (P-Buckley-Loda)	120
6. Chrisman (Coop)	169
7. Fithian (Oakwood)	171

IHSA Regional Meet: 10-25-97

WEATHER CONDITIONS: Cloudy Windy 49 Deg.

LENGTH OF COURSE: 2.05 miles

COURSE RECORD: 12:30

FINAL RESULTS - Girls Varsity

POS.	##	NAME-SCHOOL	TM. POS	TIME
1.	#0140	Lindsay Newlin-Georgetown (G-Ridgefarm)	1	12 31
2.	#0170	Amy Roberts-St. Joseph (S.J.-Ogden)	2	12 34
3.	#0141	Nichole Brucker-Georgetown (G-Ridgefarm)	3	12 51
4.	#0171	Kara Franzen-St. Joseph (S.J.-Ogden)	4	13 07
5.	#0175	Laura Legernes-St. Joseph (S.J.-Ogden)	5	13 08
6.	#0172	Kristi Van Uithoven-St. Joseph (S.J.-Ogden)	6	13 14
7.	#0142	Lee Ann Lomax-Georgetown (G-Ridgefarm)	7	13 19
8.	#0164	Beth Burke-Sidell (Jamaica) (Coop)	8	13 20
9.	#0174	Marcy Miller-St. Joseph (S.J.-Ogden)	9	13 21
10.	#0160	Kim Myers-Sidell (Jamaica) (Coop)	10	13 28
11.	#0181	Melissa Wei-Urbana (University)	11	13 32
12.	#0163	Haley Lucas-Sidell (Jamaica) (Coop)	12	13 41
13.	#0176	Michelle Fletcher-St. Joseph (S.J.-Ogden)	13	13 43
14.	#0150	Amanda Tribbey-Paxton (P-Buckley-Loda)	14	13 50
15.	#0161	Candi Maddox-Sidell (Jamaica) (Coop)	15	14 00
16.	#0180	Jing Lu-Urbana (University)	16	14 05
17.	#0109	*Brooke Brown-Hoopeston (H-Area)	--	14 21
18.	#0173	Kristin Chandler-St. Joseph (S.J.-Ogden)	17	14 21
19.	#0183	Rebecca Tabb-Urbana (University)	18	14 24
20.	#0105	*Kristin Light-Bismarck (B-Henning)	--	14 26
21.	#0104	*Laura Metzen-Bismarck (B-Henning)	--	14 32
22.	#0120	Shelby Taylor-Chrisman (Coop)	19	14 32
23.	#0162	Kala Maddox-Sidell (Jamaica) (Coop)	20	14 33
24.	#0185	Ariel Zodiates-Urbana (University)	21	14 34
25.	#0182	Emily Brother-Urbana (University)	22	14 35
26.	#0151	Natalie Carter-Paxton (P-Buckley-Loda)	23	14 36
27.	#0186	Hanan Jassim-Urbana (University)	24	14 41
28.	#0152	Sarah Pacey-Paxton (P-Buckley-Loda)	25	14 44
29.	#0130	Jami Fourez-Fithian (Oakwood)	26	14 45
30.	#0155	Rebekah Foster-Paxton (P-Buckley-Loda)	27	14 46
31.	#0143	Dawna Crowder-Georgetown (G-Ridgefarm)	28	14 50
32.	#0187	Meredith Main-Urbana (University)	29	14 52
33.	#0144	Jessica Tutwiler-Georgetown (G-Ridgefarm)	30	14 59

34.	#0153	Monica Harber-Paxton (P-Buckley-Loda)	31	15	03
35.	#0131	Brittany Wendell-Fithian (Oakwood)	32	15	09
36.	#0110	*Maria Hanson-Hoopeston (H-Area)	--	15	09
37.	#0145	Courtney Pollman-Georgetown (G-Ridgefarm)	33	15	16
38.	#0133	Jana Wells-Fithian (Oakwood)	34	15	21
39.	#0121	Marydith McGee-Chrisman (Coop)	35	15	21
40.	#0123	Casey Carnes-Chrisman (Coop)	36	15	25
41.	#0132	Natalie Goglia-Fithian (Oakwood)	37	15	32
42.	#0156	Hanna Diedrich-Paxton (P-Buckley-Loda)	38	15	36
43.	#0124	Amber Clarkston-Chrisman (Coop)	39	15	38
44.	#0125	Laura Rogers-Chrisman (Coop)	40	15	42
45.	#0122	Bobbi Carnes-Chrisman (Coop)	41	15	45
46.	#0111	*Nichole Cornell-Hoopeston (H-Area)	--	15	57
47.	#0135	Brittany Liggett-Fithian (Oakwood)	42	16	17
48.	#0157	Candice Dodd-Paxton (P-Buckley-Loda)	43	16	24
49.	#0106	*Stacey Gustafson-Bismarck (B-Henning)	--	16	46
50.	#0101	*Jackie Randall-Armstrong (Coop)	--	16	57
51.	#0100	*Megan Mulvaney-Armstrong (Coop)	--	16	59
52.	#0126	Emily Bonwell-Chrisman (Coop)	44	17	26
53.	#0134	Alicea Evans-Fithian (Oakwood)	45	17	49
54.	#0146	Tonya Winn-Georgetown (G-Ridgefarm)	46	17	59
55.	#0136	Beth Richter-Fithian (Oakwood)	47	18	14

OR * = INELIGIBLE TO SCORE

SJO AT RANTOUL F-S INVITE

SJO AT RANTOUL F-S INV									
40'S, SUNNY, WINDY									
27-OCT-97									
NAME	MILE	2 MILE	SPLIT	3 MILE	SPLIT	AVERAGE	POINTS	OLD TOTAL	NEW TOTAL
YOUNG	6:02	12:55	6:53	19:36	6:41	6:32			
RETZ	6:17	13:10	6:53	19:46	6:36	6:35			
KUCHENBROD	6:16	13:09	6:53	19:58	6:49	6:39			
RASCH	6:17	13:46	7:29	21:09	7:23	7:03			
FELKNER	7:05	14:59	7:54	22:24	7:25	7:28			
JOHNSTON	7:43	16:09	8:26	24:15	8:06	8:05			
ANDREWS	7:53	16:14	8:21	24:19	8:05	8:06			
BOSLEY	7:05	15:52	8:47	24:32	8:40	8:11			
		1-5 SPLIT =	2:48						
		1-7 SPLIT =	4:43						

RANTOUL F-S INVITATIONAL

1997

1. Travis Glazik	PBL	17:03	32. Brian Weber	Urb	19:49
2. Jeff Rambole	Dan	17:10	33. Wade Ellett	Matt	19:49
3. Josh Burgess	PBL	17:19	34. Ryan Henry	Urb	19:56
4. David Kovatch	Urb	17:37	35. Joe Kuchenbrod	St.Joe	19:58
5. Jay Mahannah	Centen	17:54	36. Charley Danner	NC	20:02
6. Ying Wu	NW	17:56	37. Jason Repall	Bloom	20:13
7. Scott Glaser	Bloom	18:07	38. Josh Torton	Bloom	20:37
8. Tyler Combest	Ran	18:11	39. Chris Willis	Matt	20:39
9. Nick Valeu	NC	18:13	40. Matthew Sawyer	Urb	20:49
10. Scott Hussemann	NW	18:17	41. Lukas Paar	Dan	20:52
11. Joe Graham	Ran	18:19	42. Randy Matthews	Ran	21:02
12. Zach Rawlings	Ran	18:19	43. Steve Fink	Ran	21:03
13. Justin Feek	NC	18:23	44. Rob Bross	Ran	21:04
14. Joel Morris	Urb	18:34	45. Jon Rasch	St.Joe	21:09
15. Josh Hansen	Centen	18:37	46. Aaron Saxton	Centen	21:19
16. Ryan Boyll	NW	18:43	47. Kyle Funk	Centr	21:20
17. Will Quinton	NC	18:45	48. Josh Besore	Matt	21:44
18. Sam Chiles	Bloom	19:03	49. Ross Robison	Ran	21:45
19. Tom Korder	Urb	19:06	50. Nathaniel Holloway	Urb	21:53
20. Adam Kagy	NW	19:15	51. Andrew Hammond	Ran	21:58
21. Joel Colwell	PBL	19:16	52. Matthew Stensland	Urb	22:10
22. Bret Birky	NW	19:16	53. Anthony Spencer	Urb	22:13
23. Sean O'Rourke	Bloom	19:23	54. Stephen Smith	Centen	22:15
24. Doug Balk	PBL	19:24	55. Andrew Felkner	St.Joe	22:23
25. Davie Pye	NW	19:31	56. Alex Clemens	NC	22:26
26. Kyle Young	St. Joe	19:35	57. Jesse Johnston	St.Joe	24:15
27. Matt Lamb	Dan	19:38	58. Reid Andrews	St. Joe	24:19
28. Greg Niewold	PBL	19:38	59. Tony Bosley	St.Joe	24:31
29. Andrew Whitacre	NW	19:39	60. Todd Higgerson	Centr	24:34
30. Mike Arendell	NC	19:41	61. Eric Deppa	Ran	25:34
31. Jason Retz	St. Joe	19:45	62. Danny Reid	NW	27:40

1. Normal West	61
2. PBL	66
3. Urbana	88
4. Normal Comm	89
5. Rantoul	96
6. Bloomington	105
7. St. Joseph-Ogden	159
Centennial	NS
Central	NS
Danville	NS

SJO AT SECTIONALS

SJO AT SECTIONALS (PAXTON - 3.0/2.0)									
40'S, OVERCAST, WINDY									
1-NOV-97									
NAME	MILE	2 MILE	SPLIT	3 MILE	SPLIT	AVERAGE	POINTS	OLD TOTAL	NEW TOTAL
HALE	5:12	10:50	5:38	16:23	5:33	5:27			
FORSHIER	5:06	11:04	5:58	16:51	5:47	5:37			
MARRIOTT	5:15	11:09	5:54	16:53	5:44	5:37			
HART	5:13	11:07	5:54	16:55	5:48	5:38			
HOUCHENS	5:13	11:07	5:54	17:07	6:00	5:42			
MCDANNALD,D	5:39	11:35	5:56	17:23	5:48	5:47			
MCDANNALD,M	5:35	12:02	6:27	18:28	6:26	6:09			
TOP 5 SPLIT = 44 SEC					1-2 SPLIT = 28 SECONDS				
TOP 7 SPLIT = 2:05									
NAME	MILE	2 MILE	SPLIT			AVERAGE	POINTS	OLD TOTAL	NEW TOTAL
ROBERTS	6:01	12:35	6:34			6:17			
FLETCHER	6:17	13:19	7:02			6:39			
MILLER	6:18	13:20	7:02			6:40			
VAN UITHOVEN	6:30	13:22	6:52			6:41			
FRANZEN	6:19	13:31	7:12			6:45			
CHANDLER	6:39	13:43	7:04			6:51			
LEGERNES	6:34	13:49	7:15			6:54			
TOP 5 SPLIT = 56 SEC					1-2 SPLIT = 44 SEC				
TOP 7 SPLIT = 1:14									

NAME	1 MILE	SPLIT	2 MILE	SPLIT	3 MILE	SPL AD
ROBERTS			12			/
FRANZEN			1			/
MILLER			10			/
VAN VITHOVEN			13	2		/
LEGERNES			14			/
FLETCHER	6		9			/
CHANDLER	13					/
						/
	1-5 = 56 SEC	1-2 = 114 SEC				/
	1-7 = 1214					/
						/
						/
						/
						/
						/
						/
						/
						/
						/
						/

PBL GIRLS SECTIONAL

DATE: 11-1-97

TEAM SCORES - GIRLS SECTIONAL 1997

1.	ST. JOSEPH-OGDEN	85
2.	DELAVAN-TREMONT	94
3.	DECATUR ST. TERESA	113
4.	TUSCOLA ATWOOD HAMMOND	148
5.	SALT FORK (JAMAICA COOP)	200
6.	ROBINSON	202
7.	PRAIRIE CENTRAL	207
8.	EUREKA	207
9.	GEORGETOWN-RIDGE FARM	217
10.	UNIVERSITY (URBANA)	263
11.	ROCHESTER	271
12.	U-HIGH (NORMAL)	279
13.	MONTICELLO	300
14.	TEUTOPOLIS	340
15.	PAXTON-BUCKLEY-LODA	402
16.	SULLIVAN	410
17.	CUMBERLAND	466
18.	COWDEN-HERRICK	469
19.	NEWTON	490
20.	VILLA GROVE	557

PBL GIRLS SECTIONAL: 11-1-97

WEATHER CONDITIONS: CLOUDY

LENGTH OF COURSE: 2

COURSE RECORD: KAREN BLOCK ARGENTA 11:58 1991

NONE

FINAL RESULTS - GIRLS SECTIONAL 1997

POS.	##	NAME-SCHOOL	TM.POS	TIME
1.	#0121	HEIDI KNAPP-EUREKA	1	12.06
2.	#0101	JESSICA HALL-DELAVAN-TREMONT	2	12.14
3.	#0031	LINDSAY NEWLIN-GEORGETOWN-RIDGE FARM	3	12.27
4.	#0011	AMY ROBERTS-ST. JOSEPH-OGDEN	4	12.35
5.	#0291	MEREDITH DETERS-TEUTOPOLIS	5	12.43
6.	#0201	JACKIE REQUARTH-ROCHESTER	6	12.46
7.	#0241	*KIM BOISE-TOLONO UNITY	--	12.50
8.	#0141	LINDSEY CAMPOS-U-HIGH (NORMAL)	7	12.52
9.	#0191	JULIA ROUNTREE-DECATUR ST. TERESA	8	12.56
10.	#0251	*MEG McGARVEY-ARCOLA	--	12.58
11.	#0242	*HANNAH MEHARRY-TOLONO UNITY	--	13.01
12.	#0211	CANDY ARD-TUSCOLA ATWOOD HAMMOND	9	13.02
13.	#0032	NICHOLE BRUCKER-GEORGETOWN-RIDGE FARM	10	13.02
14.	#0102	HEATHER LYNN-DELAVAN-TREMONT	11	13.03
15.	#0193	KERI McCARTHY-DECATUR ST. TERESA	12	13.06
16.	#0271	KELLY JARED-ROBINSON	13	13.07
17.	#0217	TOSHA STEVENS-TUSCOLA ATWOOD HAMMOND	14	13.12
18.	#0192	ALICIA PAPA-DECATUR ST. TERESA	15	13.17

19.	#0021	BETH BURKE-SALT FORK (JAMAICA COOP)	16	13.17
20.	#0321	*APRIL SELBY-SHELBYVILLE	--	13.18
21.	#0016	MICHELLE FLETCHER-ST. JOSEPH-OGDEN	17	13.19
22.	#0015	MARCY MILLER-ST. JOSEPH-OGDEN	18	13.20
23.	#0014	KRISTIE VanUITHOVEN-ST. JOSEPH-OGDEN	19	13.22
24.	#0106	MARGARET LOWRY-DELAVAN-TREMONT	20	13.24
25.	#0111	RACHEL SCHLATTER-PRAIRIE CENTRAL	21	13.24
26.	#0122	SERENA ZOBRIST-EUREKA	22	13.27
27.	#0041	MELISSA WEI-UNIVERSITY (URBANA)	23	13.28
28.	#0272	MARCI NEELY-ROBINSON	24	13.29
29.	#0216	BECKY WETZEL-TUSCOLA ATWOOD HAMMOND	25	13.29
30.	#0033	LEE ANN LOMAK-GEORGETOWN-RIDGE FARM	26	13.30
31.	#0012	KARA FRANZEN-ST. JOSEPH-OGDEN	27	13.31
32.	#0022	KIM MYERS-SALT FORK (JAMAICA COOP)	28	13.32
33.	#0103	SARAH MILLER-DELAVAN-TREMONT	29	13.33
34.	#0221	CLAIRE ZIMMERMAN-SULLIVAN	30	13.34
35.	#0197	JENNIFER SMITH-DECATUR ST. TERESA	31	13.36
36.	#0104	JESSICA CARSON-DELAVAN-TREMONT	32	13.36
37.	#0131	KATHRYN TRAUB-MONTICELLO	33	13.38
38.	#0115	SARACH SCOTT-PRAIRIE CENTRAL	34	13.39
39.	#0301	CASSIE BOWMAN-CUMBERLAND	35	13.39
40.	#0051	AMANDA TRIBBEY-PAXTON-BUCKLEY-LODA	36	13.40
41.	#0212	STEPHANIE REINHART-TUSCOLA ATWOOD HAMMOND	37	13.42
42.	#0017	KRISTIN CHANDLER-ST. JOSEPH-OGDEN	38	13.43
43.	#0023	HALEY LUCAS-SALT FORK (JAMAICA COOP)	39	13.43
44.	#0341	*BROOKE MORRIS-NEOGA	--	13.44
45.	#0024	CANDI MADDOX-SALT FORK (JAMAICA COOP)	40	13.44
46.	#0081	*SHELBY TAYLOR-CHRISMAN	--	13.45
47.	#0042	JING LU-UNIVERSITY (URBANA)	41	13.46
48.	#0105	MEGAN SHAY-DELAVAN-TREMONT	42	13.47
49.	#0013	LAURA LEGERNES-ST. JOSEPH-OGDEN	43	13.49
50.	#0123	SARAH STOLLER-EUREKA	44	13.50
51.	#0112	ABBY SMITH-PRAIRIE CENTRAL	45	13.51
52.	#0322	*ELLY SKINNER-SHELBYVILLE	--	13.52
53.	#0204	RACHEL SPIEGEL-ROCHESTER	46	13.54
54.	#0194	KELLI CLIFFOND-DECATUR ST. TERESA	47	13.55
55.	#0274	NICKI STONE-ROBINSON	48	13.55
56.	#0142	ERIN CUNNINGHAM-U-HIGH (NORMAL)	49	13.56
57.	#0273	JESSICA ELDER-ROBINSON	50	13.57
58.	#0132	MADELINE BROWN-MONTICELLO	51	13.59
59.	#0331	*ANGIE BLANKS-FAIRFIELD	--	14.00
60.	#0116	ANNA SMITH-PRAIRIE CENTRAL	52	14.01
61.	#0107	MARY KOONCE-DELAVAN-TREMONT	53	14.01
62.	#0203	LAURA MITZEL-ROCHESTER	54	14.02
63.	#0114	JENNY IFFT-PRAIRIE CENTRAL	55	14.05
64.	#0143	RUBY KHAN-U-HIGH (NORMAL)	56	14.11
65.	#0113	WENDY DATTERER-PRAIRIE CENTRAL	57	14.13
66.	#0292	JODY DASENBROCK-TEUTOPOLIS	58	14.14
67.	#0195	CAROLINE COBB-DECATUR ST. TERESA	59	14.16
68.	#0124	BECKY STUDABAKER-EUREKA	60	14.16
69.	#0181	*AMY LUKEN-HARTSBURG-EMDEN	--	14.18
70.	#0202	RENA OWENS-ROCHESTER	61	14.20
71.	#0134	EMILY GEISSAL-MONTICELLO	62	14.20
72.	#0213	ERICA HALL-TUSCOLA ATWOOD HAMMOND	63	14.21
73.	#0243	*MELANIE CAIN-TOLONO UNITY	--	14.22
74.	#0043	REBECCA TABB-UNIVERSITY (URBANA)	64	14.23
75.	#0044	ARIEL ZODHIATES-UNIVERSITY (URBANA)	65	14.25
76.	#0133	CATI GIBSON-MONTICELLO	66	14.26
77.	#0276	AMBER HOKE-ROBINSON	67	14.28
78.	#0222	JAMIE PALMER-SULLIVAN	68	14.28

79.	#0281	DAWNYA NAVARRO-COWDEN-HERRICK	69	14.29
80.	#0046	HANAN JASSIM-UNIVERSITY (URBANA)	70	14.30
81.	#0152	*SARA STENGER-TRI VALLEY	--	14.31
82.	#0047	TORY DEPEW-UNIVERSITY (URBANA)	71	14.33
83.	#0061	*BROOKE BROWN-HOOPESTON AREA	--	14.33
84.	#0303	MELISSA HAGN-CUMBERLAND	72	14.34
85.	#0045	EMILY BROTHERS-UNIVERSITY (URBANA)	73	14.35
86.	#0071	*KRISTIN LIGHT-BIRMARCK-HENNING	--	14.36
87.	#0311	KELLY DORN-NEWTON	74	14.38
88.	#0144	NATALIE REESER-U-HIGH (NORMAL)	75	14.40
89.	#0232	JENNIFER MARIATT-VILLA GROVE	76	14.41
90.	#0025	KALA MADDOX-SALT FORK (JAMAICA COOP)	77	14.43
91.	#0052	NATALIE CARTER-PAXTON-BUCKLEY-LODA	78	14.44
92.	#0161	*ABBY PINE-CLINTON	--	14.48
93.	#0214	CHRISSEY MATTLIN-TUSCOLA ATWOOD HAMMOND	79	14.48
94.	#0125	JENNY BLUNIER-EUREKA	80	14.49
95.	#0223	CHELSEY PETERS-SULLIVAN	81	14.50
96.	#0053	SARAH PACEY-PAXTON-BUCKLEY-LODA	82	14.51
97.	#0035	JESSICA TUTWILER-GEORGETOWN-RIDGE FARM	83	14.52
98.	#0351	*TRESSIE DUST-EFFINGHAM ST. ANTHONY	--	14.55
99.	#0171	*SARA BRITZ-MIDWEST-CENTRAL	--	14.57
100.	#0275	HEATHER WRIGHT-ROBINSON	84	14.57
101.	#0295	KARLA DRUEMER-TEUTOPOLIS	85	14.57
102.	#0282	SAMANTHA BANNING-COWDEN-HERRICK	86	14.58
103.	#0117	ABBY SCHLATTER-PRAIRIE CENTRAL	87	14.59
104.	#0136	NATALIE ALBAUGH-MONTICELLO	88	14.59
105.	#0261	*BERNADELLE JUST-MOWEAQUA CENTRAL A & M	--	15.01
106.	#0055	MONICA HARBER-PAXTON-BUCKLEY-LODA	89	15.01
107.	#0151	*JANIE KING-TRI VALLEY	--	15.02
108.	#0296	TRACY MEYR-TEUTOPOLIS	90	15.04
109.	#0215	MADALYN DAVIDSON-TUSCOLA ATWOOD HAMMOND	91	15.05
110.	#0147	ERIN WIESE-U-HIGH (NORMAL)	92	15.05
111.	#0146	NANCY OLIVER-U-HIGH (NORMAL)	93	15.06
112.	#0126	JESSICA ZOBRIST-EUREKA	94	15.06
113.	#0091	*JAMI FOUREZ-OAKWOOD FITHIAN	--	15.07
114.	#0036	COURTNEY POLLMAN-GEORGETOWN-RIDGE FARM	95	15.08
115.	#0135	CHRISTINE SEVERIN-MONTICELLO	96	15.09
116.	#0283	RENIA GORDON-COWDEN-HERRICK	97	15.10
117.	#0145	ANNIE GLEASON-U-HIGH (NORMAL)	98	15.11
118.	#0313	KAREN OCHS-NEWTON	99	15.13
119.	#0127	WENDY RINKENBERGER-EUREKA	100	15.14
120.	#0312	KARI HEADY-NEWTON	101	15.19
121.	#0294	JACKIE HILLE-TEUTOPOLIS	102	15.20
122.	#0196	CHRISTIN EDEN-DECATUR ST. TERESA	103	15.20
123.	#0206	JENNY ARBISE-ROCHESTER	104	15.21
124.	#0233	MELISSA HOREIN-VILLA GROVE	105	15.22
125.	#0314	KATIE KOCHER-NEWTON	106	15.28
126.	#0224	EMILY FEELER-SULLIVAN	107	15.30
127.	#0285	KARA TUCKER-COWDEN-HERRICK	108	15.32
128.	#0284	BRI BANNING-COWDEN-HERRICK	109	15.33
129.	#0316	LIZ BUNTON-NEWTON	110	15.35
130.	#0304	RACHAEL NELSON-CUMBERLAND	111	15.38
131.	#0286	JAMI CROUCH-COWDEN-HERRICK	112	15.39
132.	#0315	COURTNEY MICHL-NEWTON	113	15.40
133.	#0293	TAMI WALK-TEUTOPOLIS	114	15.42
134.	#0277	AMBER SUTTON-ROBINSON	115	15.44
135.	#0034	DAWNA CROWDER-GEORGETOWN-RIDGE FARM	116	15.45
136.	#0056	HANNA DIEDRICH-PAXTON-BUCKLEY-LODA	117	15.46
137.	#0057	CANDICE DODD-PAXTON-BUCKLEY-LODA	118	15.48
138.	#0137	MEGAN MYRICK-MONTICELLO	119	15.58

139.	#0054	REBEKAH FOSTER-PAXTON-BUCKLEY-LODA	120	16.01
140.	#0236	ASHLEY APGAR-VILLA GROVE	121	16.05
141.	#0302	SARAH GHAST-CUMBERLAND	122	16.06
142.	#0235	AUDREY CLER-VILLA GROVE	123	16.15
143.	#0225	MELISSA STEWARD-SULLIVAN	124	16.18
144.	#0287	TONYA BOEHM-COWDEN-HERRICK	125	16.18
145.	#0305	ANDREA LONG-CUMBERLAND	126	16.31
146.	#0297	SARA ROEDL-TEUTOPOLIS	127	16.40
147.	#0037	TONYA WINN-GEORGETOWN-RIDGE FARM	128	17.11
148.	#0226	LINDSEY HAGEN-SULLIVAN	129	17.18
149.	#0306	MICAH LAUE-CUMBERLAND	130	17.21
150.	#0227	BETH MARLOW-SULLIVAN	131	18.09
151.	#0237	COURTNEY LOEH-VILLA GROVE	132	20.00

OR * = INELIGIBLE TO SCORE

BOYS VARSITY SECTIONAL

DATE: 11-1-97

TEAM SCORES - PBL BOYS VARSITY SEC

1.	ST. JOSEPH-OGDEN	99
2.	ROBINSON	137
3.	SHELBYVILLE	147
4.	OAKWOOD FITHIAN	152
5.	UNIVERSITY (URBANA)	184
6.	PRAIRIE CENTRAL	190
7.	U-HIGH (NORMAL)	201
8.	EUREKA	206
9.	DELAVAN-TREMONT	217
10.	SULLIVAN	275
11.	TUSCOLA ATWOOD HAMMOND	312
12.	TOLONO UNITY	328
13.	NEWTON	333
14.	PAXTON-BUCKLEY-LODA	335
15.	HOOPESTON AREA	376
16.	CUMBERLAND	385
17.	MT. ZION	385
18.	COWDEN-HERRICK	405
19.	ILLINI CENTRAL	487
20.	ROCHESTER	530

BOYS VARSITY SECTIONAL: 11-1-97

WEATHER CONDITIONS: CLOUDY

LENGTH OF COURSE: 3

COURSE RECORD: GREG PUNKE SENECA 15:28 1990

NONE

FINAL RESULTS - PBL BOYS VARSITY SEC

POS.	##	NAME-SCHOOL	TM. POS	TIME
1.	#0211	LUKE STANDERFER-SULLIVAN	1	15.32
2.	#0101	RYAN YOUNG-PRAIRIE CENTRAL	2	15.39
3.	#0031	ADAM REYNOLDS-UNIVERSITY (URBANA)	3	15.58
4.	#0061	*KYLE O'BRIEN-DANVILLE SCHLARMAN	--	16.02
5.	#0241	ANDY DERKS-ROCHESTER	4	16.13
6.	#0011	JOHN SHAFFER-HOOPESTON AREA	5	16.14
7.	#0221	ROBERT HANNERS-TUSCOLA ATWOOD HAMMOND	6	16.17
8.	#0021	RYAN WELLS-OAKWOOD FITHIAN	7	16.18
9.	#0032	JEFF HELFRICH-UNIVERSITY (URBANA)	8	16.20
10.	#0121	BRANDON FIFER-U-HIGH (NORMAL)	9	16.22
11.	#0111	JIM TAYLOR-EUREKA	10	16.23
12.	#0041	MATT HALE-ST. JOSEPH-OGDEN	11	16.23
13.	#0102	BRYAN BITTNER-PRAIRIE CENTRAL	12	16.24
14.	#0341	*NATHAN ATKINS-FAIRFIELD	--	16.27
15.	#0301	MATT MILLER-SHELBYVILLE	13	16.31
16.	#0302	JEROD GALVIN-SHELBYVILLE	14	16.35
17.	#0131	ADAM HENDRICK-DELAVAN-TREMONT	15	16.42
18.	#0291	GREG HOWARD-ROBINSON	16	16.42

19.	#0071	*RYAN ANDREWS-ARMSTRONG	--	16.43
20.	#0042	ROB FORSHIER-ST. JOSEPH-OGDEN	17	16.51
21.	#0023	JEREMY WHEELER-OAKWOOD FITHIAN	18	16.53
22.	#0045	JOHN MARRIOTT-ST. JOSEPH-OGDEN	19	16.53
23.	#0043	BRAD HART-ST. JOSEPH-OGDEN	20	16.55
24.	#0132	BRYAN LESSEN-DELAVAN-TREMONT	21	16.57
25.	#0231	MARK SHANNAHAN-MT. ZION	22	16.59
26.	#0024	ROB HARGROVE-OAKWOOD FITHIAN	23	16.59
27.	#0293	JUSTIN MASSEY-ROBINSON	24	17.00
28.	#0331	TREVOR HINKLE-NEWTON	25	17.00
29.	#0222	BRIAN McDANIEL-TUSCOLA ATWOOD HAMMOND	26	17.02
30.	#0122	VINCE BARROWS-U-HIGH (NORMAL)	27	17.03
31.	#0304	SEAN LUTHY-SHELBYVILLE	28	17.03
32.	#0361	*JOSHUA HELTON-ALTAMONT	--	17.04
33.	#0103	DAN CLARK-PRAIRIE CENTRAL	29	17.05
34.	#0151	*TOM HANNAH-BLUE RIDGE	--	17.05
35.	#0351	*J. D. WYMAN-HUTSONVILLE	--	17.05
36.	#0292	CHRIS STEPHENS-ROBINSON	30	17.06
37.	#0294	CHARLEY CRAMER-ROBINSON	31	17.06
38.	#0044	NATE HOUCHEMS-ST. JOSEPH-OGDEN	32	17.07
39.	#0303	JIM HOOD-SHELBYVILLE	33	17.08
40.	#0141	GABE HANKINS-ILLINI CENTRAL	34	17.10
41.	#0053	TRAVIS GLAZIK-PAXTON-BUCKLEY-LODA	35	17.11
42.	#0296	BRAD HEILWAGEN-ROBINSON	36	17.12
43.	#0135	JOE CAMP-DELAVAN-TREMONT	37	17.14
44.	#0033	PAUL HERENDEEN-UNIVERSITY (URBANA)	38	17.15
45.	#0114	DUSTIN FRANKEY-EUREKA	39	17.16
46.	#0051	JOSH BURGESS-PAXTON-BUCKLEY-LODA	40	17.18
47.	#0295	ANDREW BRYANT-ROBINSON	41	17.18
48.	#0333	MATT RUBSAM-NEWTON	42	17.20
49.	#0123	GABE HAMER-U-HIGH (NORMAL)	43	17.20
50.	#0213	CLINT EDWARDS-SULLIVAN	44	17.21
51.	#0046	DOUG McDANNALD-ST. JOSEPH-OGDEN	45	17.23
52.	#0297	RYAN TOMLINSON-ROBINSON	46	17.28
53.	#0025	CALEB STORMER-OAKWOOD FITHIAN	47	17.28
54.	#0202	JAMES THOMPSON-TOLONO UNITY	48	17.29
55.	#0323	CODY THOMPSON-COWDEN-HERRICK	49	17.29
56.	#0203	JARED WOODCOCK-TOLONO UNITY	50	17.30
57.	#0115	BRANDON CLARK-EUREKA	51	17.31
58.	#0081	*JOHN TELLIER-SIDELL (JAMAICA)	--	17.33
59.	#0117	BEN ZOBRIST-EUREKA	52	17.35
60.	#0134	AARON WRIGHT-DELAVAN-TREMONT	53	17.35
61.	#0116	BRANDON ARMSTRONG-EUREKA	54	17.36
62.	#0124	IAASAC SIMPSON-U-HIGH (NORMAL)	55	17.36
63.	#0012	BRANDON BERTSCH-HOOPESTON AREA	56	17.37
64.	#0022	JASON WILLS-OAKWOOD FITHIAN	57	17.38
65.	#0332	NICK DOHOM-NEWTON	58	17.38
66.	#0171	*GEORGE WOOD-MIDWEST-CENTRAL	--	17.40
67.	#0305	CHRIS BOEHM-SHELBYVILLE	59	17.41
68.	#0204	LUKE MEHARRY-TOLONO UNITY	60	17.42
69.	#0112	RYAN CHAPMAN-EUREKA	61	17.44
70.	#0317	JUSTIN FINNEY-CUMBERLAND	62	17.44
71.	#0181	*MATT BAILEY-MAROA-FORSYTH	--	17.45
72.	#0082	*JOE SHIRLEY-SIDELL (JAMAICA)	--	17.47
73.	#0104	MIKE EDGER-PRAIRIE CENTRAL	63	17.48
74.	#0034	CHARLES TERRY-UNIVERSITY (URBANA)	64	17.50
75.	#0312	DANIEL CISNEY-CUMBERLAND	65	17.51
76.	#0212	ANDREW WARNSING-SULLIVAN	66	17.51
77.	#0125	JUSTIN FILIPIAK-U-HIGH (NORMAL)	67	17.52
78.	#0314	AARON WOOLEVER-CUMBERLAND	68	17.53

79.	#0054	JUSTIN BROWN-PAXTON-BUCKLEY-LODA	69	17.54
80.	#0322	JUSTIN RICHARDS-COWDEN-HERRICK	70	17.55
81.	#0036	ERIK WRIGHT-UNIVERSITY (URBANA)	71	17.55
82.	#0251	*KENT GRAFF-SPRINGFIELD LUTHERAN	--	17.55
83.	#0223	SCOTT GROVES-TUSCOLA ATWOOD HAMMOND	72	17.56
84.	#0381	*BRIAN STRADER-NEOGA	--	17.56
85.	#0232	AARON BARGER-MT. ZION	73	17.56
86.	#0035	HORMOZD GAHVARI-UNIVERSITY (URBANA)	74	17.58
87.	#0215	JOSH KERCHAVAL-SULLIVAN	75	17.59
88.	#0113	ALEX POPLAMATAS-EUREKA	76	17.59
89.	#0233	NEIL GOODWIN-MT. ZION	77	18.00
90.	#0201	ANDY MOHR-TOLONO UNITY	78	18.01
91.	#0306	MATT PIERSON-SHELBYVILLE	79	18.03
92.	#0307	ANDY MURPHY-SHELBYVILLE	80	18.03
93.	#0013	DUSTIN SMITH-HOOPESTON AREA	81	18.04
94.	#0027	CORY VANDENBERG-OAKWOOD FITHIAN	82	18.05
95.	#0321	JASON DUNAWAY-COWDEN-HERRICK	83	18.08
96.	#0105	ADAM RANDANELLI-PRAIRIE CENTRAL	84	18.09
97.	#9999	*6-ALTAMONT	--	18.12
98.	#0026	JOHN LEAHY-OAKWOOD FITHIAN	85	18.12
99.	#0052	DEVIN MARQUIS-PAXTON-BUCKLEY-LODA	86	18.13
100.	#0142	NATHAN MOEHRING-ILLINI CENTRAL	87	18.13
101.	#0271	*JEREMIAH WILLIAMS-RIVERTON	--	18.14
102.	#0037	NATE MATHEWS-UNIVERSITY (URBANA)	88	18.15
103.	#0214	COREY PARKS-SULLIVAN	89	18.15
104.	#0311	DERRICK HARRIS-CUMBERLAND	90	18.17
105.	#0191	*BRIAN ALEXANDER-MONTICELLO	--	18.18
106.	#0161	*GREG BARTON-CLINTON	--	18.23
107.	#0133	BRANDON BURRELL-DELAVAN-TREMONT	91	18.25
108.	#0261	*BENJAMIN RUND-VILLA GROVE	--	18.26
109.	#0371	*MATT GOLDSTIEN-ST. ANTHONY	--	18.26
110.	#0205	ANDY BURWELL-TOLONO UNITY	92	18.27
111.	#0047	MIKE McDANNALD-ST. JOSEPH-OGDEN	93	18.28
112.	#0137	ANDREW WHEELER-DELAVAN-TREMONT	94	18.29
113.	#0224	TIM HEYEN-TUSCOLA ATWOOD HAMMOND	95	18.31
114.	#0091	*CHAD BELL-CHRISMAN	--	18.32
115.	#0216	BEN EDWARDS-SULLIVAN	96	18.34
116.	#0136	JAMES VanDYKE-DELAVAN-TREMONT	97	18.38
117.	#0217	GREG SEELHOEFER-SULLIVAN	98	18.42
118.	#0325	WESS SHELLNBARGER-COWDEN-HERRICK	99	18.43
119.	#0316	DANIEL HUDDLESTUN-CUMBERLAND	100	18.45
120.	#0315	JOSH BLADE-CUMBERLAND	101	18.46
121.	#0334	CHAD KLINGLER-NEWTON	102	18.47
122.	#0234	STEPHEN BARGER-MT. ZION	103	18.48
123.	#0324	ALAN TUCKER-COWDEN-HERRICK	104	18.52
124.	#0281	*DAVE HOLTHAUS-MOWEAQUA CENTRAL A & M	--	18.53
125.	#0057	MATT ANDERSON-PAXTON-BUCKLEY-LODA	105	18.53
126.	#0337	ADAM WOLF-NEWTON	106	18.56
127.	#0056	MITCH BREHM-PAXTON-BUCKLEY-LODA	107	19.03
128.	#0207	RYAN LAKER-TOLONO UNITY	108	19.05
129.	#0326	DOUG STUCKEMEYER-COWDEN-HERRICK	109	19.07
130.	#0235	JAREN VINEYARD-MT. ZION	110	19.08
131.	#0126	MATT STYCZYNSKI-U-HIGH (NORMAL)	111	19.14
132.	#0014	JOEL SWARTZ-HOOPESTON AREA	112	19.18
133.	#0226	JASON KOCHER-TUSCOLA ATWOOD HAMMOND	113	19.22
134.	#0127	JOE KRAMP-U-HIGH (NORMAL)	114	19.24
135.	#0107	JOHN ZIMMERMAN-PRAIRIE CENTRAL	115	19.25
136.	#0336	ALAN ZWILLING-NEWTON	116	19.33
137.	#0236	DAN HOLMES-MT. ZION	117	19.43
138.	#0327	MATT GORDON-COWDEN-HERRICK	118	19.44

139.	#0252	*JOHN SALCIDO-SPRINGFIELD LUTHERAN	--	19.46
140.	#0055	JOE BURGESS-PAXTON-BUCKLEY-LODA	119	19.49
141.	#0146	JOSH GATTUNG-ILLINI CENTRAL	120	19.59
142.	#0144	RYAN SWAAR-ILLINI CENTRAL	121	20.02
143.	#0015	JUSTIN BRAY-HOOPESTON AREA	122	20.06
144.	#0227	WILL LUCAS-TUSCOLA ATWOOD HAMMOND	123	20.08
145.	#0335	BLAKE BEAVERS-NEWTON	124	20.15
146.	#0145	RYAN ALLEN-ILLINI CENTRAL	125	20.17
147.	#0106	CRAIG ABERLE-PRAIRIE CENTRAL	126	20.30
148.	#0225	DOUG ANDERSON-TUSCOLA ATWOOD HAMMOND	127	20.43
149.	#0237	ROBERT BEAL-MT. ZION	128	20.45
150.	#0147	DOUG BERGMAN-ILLINI CENTRAL	129	22.08
151.	#0244	JONATHAN KENNEDY-ROCHESTER	130	22.20
152.	#0242	MATT COLLINS-ROCHESTER	131	22.22
153.	#0245	ADAM CARLSON-ROCHESTER	132	22.53
154.	#0247	TOM PUTTING-ROCHESTER	133	22.58

OR * = INELIGIBLE TO SCORE

SJO AT STATE

SJO AT STATE (DETWEILLER-3.0/2.1)									
50'S, SUNNY, SLIGHT WIND, DRY									
8-NOV-97									
NAME	MILE	2 MILE	SPLIT	3 MILE	SPLIT	AVERAGE	POINTS	OLD TOTAL	NEW TOTAL
HALE	5:03	10:31	5:28	15:45	5:14	5:15			
FORSHIER	5:04	10:37	5:33	15:59	5:22	5:19			
HART	5:05	10:42	5:37	16:08	5:26	5:22			
MARRIOTT	5:08	10:49	5:41	16:21	5:32	5:27			
HOUCHENS	5:08	10:53	5:45	16:36	5:43	5:32			
MCDANNALD,D	5:25	11:24	5:59	17:09	5:45	5:43			
MCDANNALD,M	5:22	11:57	6:35	17:55	5:58	5:58			
					SJO'S	TOP 5 AVG = 16:10			
					1-5 SPLIT = 51 SEC	OREGON'S TOP 5 AVG = 16:01			
					1-7 SPLIT = 2:10	DUNLAP'S TOP 5 AVG = 16:02			
NAME	MILE	2 MILE	SPLIT	2.1 MI	SPLIT	AVERAGE	POINTS	OLD TOTAL	NEW TOTAL
ROBERTS	5:55	12:14	6:19	12:46	0:32	5:49			
FRANZEN	6:06	12:45	6:39	13:20	0:35	6:04			
FLETCHER	6:13	12:58	6:45	13:30	0:32	6:10			
MILLER	6:12	13:00	6:48	13:34	0:34	6:11			
VAN UITHOVEN	6:20	13:13	6:53	13:49	0:36	6:17			
LEGERNES	6:19	13:33	7:14	14:07	0:34	6:27			
CHANDLER	6:39	13:42	7:03	14:11	0:29	6:31			
					1-5 SPLIT = 1:03	1-2 SPLIT = 34 SEC			
					1-7 SPLIT = 1:25				

NAME	1 MILE	SPLIT	2 MILE	SPLIT	3 MILE	SPLIT
ROBERTS	5:55	1	12:14	1	12:46	12:45
FRANZEN 21	6:06	2	12:49	2	13:20	13:02
MILLER	6:12	3	12:58	3	13:34	13:30
VAN VLIETEN 25	6:20	6	13:33	6	13:49	13:77
LEGRETTES 48	6:19	5	13:13	5	14:07	13:24
FLETCHER	6:13	4	13:00	4	13:30	13:55
HANDLER	6:39	7	13:42	7	14:11	13:41
DR. STAMERS 1000	6:50	TRAINING	TAPER		11	
GELB 5:11/5					21	
					48	
					51	
					52	
					189	
				-21		
				-25		
15:26	15:26	71				
15:37	15:27	44				
	15:22	25				
16:06	16:27					
16:23	16:28					
16:31						
16:01	16:02	16:10				
AV6	AV6	AV6				

ILLINOIS HIGH SCHOOL ASSOCIATION		Boys Class A	
State Cross Country Championships		November 8, 1997	
Peoria, Illinois			
Team	Score		
1. Oregon	5 10 30 46 53 (62) (83) =	144	
2. McLeansboro	4 7 11 54 73 (112) (127) =	149	
3. Dunlap	6 12 14 55 80 (102) (117) =	167	
4. St. Joseph (S.J.-Ogden)	15 23 33 42 64 (104) (126) =	177	
5. Maple Park (Kaneland)	13 27 29 34 85 (91) (109) =	188	
6. Fithian (Oakwood)	9 37 44 49 50 (74) (86) =	189	
7. Breese (Mater Dei)	18 25 41 52 71 (97) (121) =	207	
8. Westmont	1 36 59 68 75 (96) (99) =	239	
9. Robinson	24 31 43 70 76 (95) (105) =	244	
10. Aurora (Central Catholic)	28 35 47 63 72 (90) (124) =	245	
11. Shelbyville	16 22 38 82 94 (118) (136) =	252	
12. Winnebago	2 58 61 67 93 (106) (108) =	281	
13. Kewanee (H.S.)	8 56 57 81 84 (92) (129) =	286	
14. Harrisburg	40 48 51 66 111 (130) (137) =	316	
15. Urbana (University)	3 21 88 100 114 (116) (125) =	326	
16. Joy (Westmer)	17 19 89 98 115 (139) (140) =	338	
17. Liberty	20 69 79 101 103 (110) (122) =	372	
18. Chicago (Luther North)	39 65 77 87 113 (133) (134) =	381	
19. Rushville	26 45 60 119 132 (135) (138) =	382	
20. Rock Island (Alleman)	32 78 107 120 123 (128) (131) =	460	

ILLINOIS HIGH SCHOOL ASSOCIATION

Boys A - Cross Country Championships November 8, 1997

PLACE	Time	NAME	CL	SCHOOL	TIME	PACE
1		Ryan Young	Jr	Fairbury (Prairie Central)	14:57	4:59
2	1	Kevin Bailey	Sr	Westmont	15:11	5:04
3		Luke Standerfer	Sr	Sullivan	15:15	5:05
4	2	K.C. Randall	Sr	Winnebago	15:23	5:08
5	3	Adam Reynolds	Sr	Urbana (University)	15:24	5:08
6	4	Ben Davenport	Sr	McLeansboro	15:25	5:09
7	5	Chad Zellers	Sr	Oregon	15:26	5:09
8	6	Matt Baum	Jr	Dunlap	15:26	5:09
9	7	Derek Miller	Sr	McLeansboro	15:27	5:09
10		T.J. Zimmerman	Sr	Petersburg (PORTA)	15:28	5:10
11		Robert Hanners	Jr	Tuscola	15:30	5:10
12		John Shaffer	Jr	Hoopeston (H. Area)	15:30	5:10
13	8	Joel Bourque	Jr	Kewanee (H.S.)	15:32	5:11
14		Brandon Queen	Jr	Monmouth (H.S.)	15:35	5:12
15		Damian Zimmerman	So	Petersburg (PORTA)	15:36	5:12
16	9	Ryan Wells	Sr	Fithian (Oakwood)	15:36	5:12
17	10	Jared Harvey	Sr	Oregon	15:37	5:13
18		Nathaniel Shober	Sr	Chicago (Quigley Prep)	15:37	5:13
19	11	Dirk Miller	Sr	McLeansboro	15:37	5:13
20		Steve Accardi	Sr	Wheaton (St. Francis)	15:38	5:13
21		Kyle O'Brieni	Sr	Danville (Schlarman)	15:41	5:14
22		Steve Coughlin	So	Melrose Park Walther Lutheran	15:41	5:14
23	12	James Grimmer	Sr	Dunlap	15:43	5:15
24	13	Ray Pulford	Sr	Maple Park (Kaneland)	15:43	5:15
25	14	J.D. Shea	Sr	Dunlap	15:44	5:15
26		Matt Widhelm	Jr	Woodstock (Marian)	15:44	5:15
27	15	Matt Hale	Jr	St. Joseph (S.J.-Ogden)	15:45	5:15
28	16	Matt Miller	Jr	Shelbyville	15:45	5:15
29	17	Chad Green	Sr	Joy (Westmer)	15:45	5:15
30		Mark Troeger	Sr	Havana	15:46	5:16
31	18	Keith Langenhorst	Sr	Breese (Mater Dei)	15:48	5:16
32		Nic Rivera	Sr	Rock Falls	15:49	5:17
33	19	Corey Shook	So	Joy (Westmer)	15:54	5:18
34	20	Darren Funk	So	Liberty	15:54	5:18
35	21	Jeff Helfrich	Jr	Urbana (University)	15:57	5:19
36		Brandon Fifer	Sr	Normal (University)	15:57	5:19
37	22	Jerod Galvin	So	Shelbyville	15:58	5:20
38	23	Rob Forshier	So	St. Joseph (S.J.-Ogden)	15:59	5:20
39		Andy Derks	Sr	Rochester	16:00	5:20
40	24	Greg Howard	So	Robinson	16:02	5:21
41	25	Derck Weh	So	Breese (Mater Dei)	16:04	5:22
42		James Smith		Benton	16:04	5:22
43	26	Dustin Robertson	Jr	Rushville	16:05	5:22
44	27	Jeremiah Milliman	Sr	Maple Park (Kaneland)	16:05	5:22
45	28	Brian Michalowski	Sr	Aurora (Central Catholic)	16:05	5:22
46	29	Henry Norris	Fr	Maple Park (Kaneland)	16:06	5:22
47	30	Tom Bottoms	Sr	Oregon	16:06	5:22
48	31	Charley Cramer	So	Robinson	16:07	5:23
49	32	Rob Karyl	Sr	Rock Island (Alleman)	16:08	5:23
50	33	Brad Hart	Jr	St. Joseph (S.J. Ogden)	16:08	5:23
51	34	Tim Eickhoff	Sr	Maple Park (Kaneland)	16:09	5:23
52	35	Jeff Cintron	Jr	Aurora (Central Catholic)	16:09	5:23
53		Marc Miller	Sr	Taylor Ridge (Rockridge)	16:11	5:24
54	36	Tommy Morrison	Jr	Westmont	16:12	5:24
55		Jason Klavenga	Sr	Byron	16:13	5:25
56	37	Jeremiah Wheeler	Sr	Fithian (Oakwood)	16:14	5:25
57	38	Sean Luthy	Jr	Shelbyville	16:15	5:25
58		Aaron Heaton	Jr	Prophetstown	16:15	5:25
59	39	Tom Sheey	So	Chicago (Luther North)	16:17	5:26
60	40	Brian Weiss	Jr	Harrisburg	16:19	5:27

ILLINOIS HIGH SCHOOL ASSOCIATION						
Boys A - Cross Country Championships November 8, 1997						
PLACE	TmPl	NAME	CL	SCHOOL	TIME	PACE
=====	=====	=====	==	=====	=====	=====
61	41	John Becker	Sr	Breese (Mater Dei)	16:19	5:27
62	42	John Marriott	Jr	St. Joseph (S.J.-Ogden)	16:21	5:27
63	43	Justin Massey	Sr	Robinson	16:21	5:27
64	44	Rob Hargrove	Fr	Fithian (Oakwood)	16:22	5:28
65	45	Justin Eckman	Jr	Rushville	16:23	5:28
66	46	Seth Grennan	Sr	Oregon	16:23	5:28
67		Philip Zielke	Jr	McLrosc Park Walther Lutheran	16:24	5:28
68		Sandy Craig	So	Chicago (University)	16:24	5:28
69	47	Ray Villa	Sr	Aurora (Central Catholic)	16:25	5:29
70		Josh Gilson	So	Havana	16:26	5:29
71	48	Antwan Garnett	Sr	Harrisburg	16:26	5:29
72	49	Jason Wills	So	Fithian (Oakwood)	16:27	5:29
73	50	Caleb Stormer	Sr	Fithian (Oakwood)	16:27	5:29
74		Jonathan Eckberg	Jr	Buda (Bureau Valley)	16:27	5:29
75	51	Patton Segraves	Jr	Harrisburg	16:28	5:30
76	52	Phillip Call	Jr	Breese (Mater Dei)	16:30	5:30
77	53	Dan Dietrich	Sr	Oregon	16:31	5:31
78	54	Daniel Nalley	So	McLeansboro	16:31	5:31
79	55	David Stephens	Jr	Dunlap	16:32	5:31
80	56	Jon Bourque	Sr	Kewanee (H.S.)	16:32	5:31
81	57	Chase Crabtree	Sr	Kewanee (H.S.)	16:32	5:31
82	58	Rich Glenn	Jr	Winnebago	16:33	5:31
83	59	Chris Mannos	So	Westmont	16:33	5:31
84		Jason Donini	Jr	Henry (H.-Senachwine)	16:34	5:32
85	60	Chris Ward	Jr	Rushville	16:34	5:32
86	61	Dan Erb	So	Winnebago	16:35	5:32
87	62	Lance Reinbolz	So	Oregon	16:35	5:32
88	63	Chad Felten	Sr	Aurora (Central Catholic)	16:35	5:32
89	64	Nate Houchens	Jr	St. Joseph (S.J.-Ogden)	16:36	5:32
90	65	Aaron Yarbrough	Jr	Chicago (Luther North)	16:37	5:33
91	66	Steve Owen	Sr	Harrisburg	16:37	5:33
92		Tim Gerke	Sr	Chillicothe (IVC)	16:38	5:33
93	67	Matt Farb	Jr	Winnebago	16:38	5:33
94	68	Doug Barnacle	Jr	Westmont	16:39	5:33
95	69	Justin Huber	Jr	Liberty	16:40	5:34
96	70	Chris Stephens	Sr	Robinson	16:40	5:34
97	71	Ryan Toennies	Sr	Breese (Mater Dei)	16:40	5:34
98	72	Carlos Esparza	Sr	Aurora (Central Catholic)	16:41	5:34
99	73	Sam Wilson	Sr	McLeansboro	16:41	5:34
100	74	John Leahy	Jr	Fithian (Oakwood)	16:41	5:34
101	75	Gene Jagger	Jr	Westmont	16:42	5:34
102	76	Andrew Bryant	Sr	Robinson	16:42	5:34
103	77	Joc Cunia	So	Chicago (Luther North)	16:43	5:35
104	78	Nick Hoepfner	Sr	Rock Island (Alleman)	16:43	5:35
105	79	Brandon Schmidt	Fr	Liberty	16:44	5:35
106	80	Jason Clark	Jr	Dunlap	16:44	5:35
107	81	Shaun Stoner	Sr	Kewanee (H.S.)	16:45	5:35
108	82	Chris Boehm	Jr	Shelbyville	16:46	5:36
109	83	John Weber	Jr	Oregon	16:47	5:36
110	84	Adam Talbot	Sr	Kewanee (H.S.)	16:50	5:37
111	85	Joe Reynolds	Sr	Maple Park (Kaneland)	16:51	5:37
112	86	Cory Vandenberg	Jr	Fithian (Oakwood)	16:52	5:38
113	87	Mike Suhajda	Sr	Chicago (Luther North)	16:54	5:38
114	88	Paul Herendeen	Sr	Urbana (University)	16:54	5:38
115	89	Mike Baxa	Sr	Joy (Westmer)	16:55	5:39
116	90	Jason Misenko	Sr	Aurora (Central Catholic)	16:56	5:39
117	91	Jason Morris	Sr	Maple Park (Kaneland)	16:56	5:39
118	92	Burnie Eckardt	Jr	Kewanee (H.S.)	16:57	5:39
119	93	Steve Fredrickson	Sr	Winnebago	16:57	5:39
120	94	Jim Hood	So	Shelbyville	16:58	5:40

ILLINOIS HIGH SCHOOL ASSOCIATION						
Boys A - Cross Country Championships November 8, 1997						
PLACE	Time	NAME	CL	SCHOOL	TIME	PACE
121		Levi Hollo	Jr	Litchfield	16:58	5:40
122	95	Brad Heilwagen	Sr	Robinson	16:59	5:40
123	96	Jason Sherrier	So	Westmont	17:00	5:40
124	97	Travis Schrage	So	Breese (Mater Dei)	17:01	5:41
125		Ryan Calvert		Freeburg	17:01	5:41
126	98	Brandon Hobart	Fr	Joy (Westmer)	17:03	5:41
127	99	Adam Benoist	Sr	Westmont	17:03	5:41
128	100	Charles Terry	So	Urbana (University)	17:04	5:42
129	101	Ryan Craft	Fr	Liberty	17:05	5:42
130	102	Nick Rae	Jr	Dunlap	17:06	5:42
131	103	Wes Porter	Sr	Liberty	17:08	5:43
132	104	Doug McDannald	Fr	St. Joseph (S.J.-Ogden)	17:09	5:43
133	105	Ryan Tomlinson	So	Robinson	17:10	5:44
134	106	Kevin Shaver	Sr	Winnebago	17:11	5:44
135	107	Chris McGraw	Jr	Rock Island (Alleman)	17:16	5:46
136	108	Nick Rezich	Jr	Winnebago	17:20	5:47
137	109	Jason Self	Sr	Maple Park (Kaneland)	17:20	5:47
138	110	Nolan Cramsey	Fr	Liberty	17:24	5:48
139	111	Jeff Rann	Fr	Harrisburg	17:24	5:48
140	112	Chris Hopfinger	Jr	McLeansboro	17:25	5:49
141	113	Andrew Klotzling	Jr	Chicago (Luther North)	17:25	5:49
142	114	Erik Wright	So	Urbana (University)	17:26	5:49
143	115	David Showalter	So	Joy (Westmer)	17:27	5:49
144	116	Hormozd Gahvari	Jr	Urbana (University)	17:28	5:50
145	117	Kyle Schmitt	Jr	Dunlap	17:29	5:50
146	118	Matt Pierson	Fr	Shelbyville	17:31	5:51
147	119	Eric Cunningham	So	Rushville	17:32	5:51
148	120	Rob Pilaszewski	Jr	Rock Island (Alleman)	17:33	5:51
149	121	Kyle Varel	So	Breese (Mater Dei)	17:34	5:52
150	122	Gabe Hahn	Jr	Liberty	17:36	5:52
151	123	Eric VandeVoorde	Fr	Rock Island (Alleman)	17:37	5:53
152	124	Mike Glosson	Fr	Aurora (Central Catholic)	17:39	5:53
153	125	Nate Mathews	Jr	Urbana (University)	17:47	5:56
154	126	Mike McDannald	Jr	St. Joseph (S.J.-Ogden)	17:55	5:59
155	127	Ryan Perryman	So	McLeansboro	17:55	5:59
156	128	Chris Wood	Jr	Rock Island (Alleman)	17:59	6:00
157	129	Ben Quart	Jr	Kewanee (H.S.)	17:59	6:00
158	130	Luke Hall	Jr	Harrisburg	18:02	6:01
159	131	Mike Bernas	Jr	Rock Island (Alleman)	18:02	6:01
160	132	Caleb Billingsly	So	Rushville	18:04	6:02
161	133	Andrew Pfeffer	Jr	Chicago (Luther North)	18:11	6:04
162	134	Jim Larson	Jr	Chicago (Luther North)	18:12	6:04
163	135	Dustin Walker	Jr	Rushville	18:17	6:06
164	136	Andy Murphy	Fr	Shelbyville	18:27	6:09
165	137	Jackson VanDyke	Sr	Harrisburg	18:31	6:11
166	138	Lucas Cooley	So	Rushville	18:35	6:12
167	139	Bill Dunn	So	Joy (Westmer)	18:39	6:13
168	140	Matt Wilkinson	Sr	Joy (Westmer)	18:39	6:13

ILLINOIS HIGH SCHOOL ASSOCIATION		Girls Class A	
State Cross Country Championships		November 8, 1997	
Peoria, Illinois			
Team Score			
1. Petersburg (PORTA)	4 5 10 16 37 (46) (98) =	72	
2. Sandwich	7 8 29 30 49 (54) (55) =	123	
3. Herscher	13 19 26 40 51 (60) (84) =	149	
4. Pittsfield	14 27 38 41 53 (108) =	173	
5. Rock Island (Alleman)	12 23 31 50 75 (77) (95) =	191	
6. Woodstock (Marian)	2 24 25 73 79 (94) (110) =	203	
7. Delavan	3 15 47 81 86 (97) (102) =	232	
8. St. Joseph (S.J.-Ogden)	11 42 58 62 76 (92) (100) =	249	
9. Wheaton (St. Francis)	39 43 44 68 69 (87) (105) =	263	
10. Rushville	1 20 48 89 111 (124) (136) =	269	
11. West Chicago (Wheaton Academy)	18 35 45 66 114 (121) (132) =	278	
12. Winnebago	9 33 52 96 99 (119) (122) =	289	
13. Tuscola	22 36 56 61 126 (127) (129) =	301	
14. Decatur (St. Teresa)	34 57 64 74 118 (123) (131) =	347	
15. Breese (Mater Dei)	32 65 71 80 101 (104) (116) =	349	
16. Chicago (University)	21 67 82 88 93 (109) (130) =	351	
17. Monmouth (H.S.)	17 59 70 91 128 (133) (135) =	365	
18. Granville (Putnam County)	28 63 78 107 115 (134) =	391	
19. Litchfield	6 72 90 112 117 (120) (125) =	397	
20. Sidell (Jamaica)	83 85 103 106 113 =	490	

ILLINOIS HIGH SCHOOL ASSOCIATION

Girls A - Cross Country Championships November 8, 1997

PLACE	TMPL	NAME	CL	SCHOOL	TIME	PACE
1	1	Alana Crisman	Sr	Rushville	12:14	5:50
2	2	Catie La Bracke	So	Woodstock (Marian)	12:17	5:51
3		Heidi Knapp	Jr	Eureka	12:22	5:54
4	3	Jessica Hall	Jr	Delavan	12:25	5:55
5		Lindsay Newlin	Sr	Georgetown (G.-Ridge Farm)	12:30	5:57
6	4	Stacy Sullivan	Sr	Petersburg (PORTA)	12:30	5:58
7		Jennifer Stults	Sr	Carlinville	12:31	5:58
8	5	Leigh Vickroy	Jr	Petersburg (PORTA)	12:34	5:59
9		Grace Riedel	Sr	Franklin	12:38	6:01
10	6	Kelli Stratmeyer	Fr	Litchfield	12:38	6:01
11	7	Kristen Curtin	So	Sandwich	12:39	6:02
12	8	Adrian Ricci	Jr	Sandwich	12:39	6:02
13	9	Jessica Eleen	Fr	Winnebago	12:44	6:04
14	10	Tam Hart	Jr	Petersburg (PORTA)	12:45	6:05
15	11	Amy Roberts	So	St. Joseph (S.J.-Ogden)	12:46	6:05
16	12	Jaimee Leyer	Fr	Rock Island (Alleman)	12:46	6:05
17		Beth Martin	Sr	Kewanee (Wethersfield)	12:47	6:05
18		Faye Koumelis	Jr	Lisle (Sr.)	12:47	6:06
19	13	Holli Demault	Fr	Herscher	12:48	6:06
20	14	Kate Lagemann	Fr	Pittsfield	12:49	6:06
21		Meredith Deters	So	Teutopolis	12:49	6:06
22	15	Heather Lynn	Sr	Delavan	12:50	6:07
23	16	Emily Zimmerman	Fr	Petersburg (PORTA)	12:50	6:07
24	17	Jaime Scholz	So	Monmouth (H.S.)	12:52	6:08
25		Becky Greenfield	Sr	Westmont	12:53	6:08
26		Mindy Peterson	Fr	Taylor Ridge (Rockridge)	12:53	6:08
27	18	Rebecca Mouw	Jr	West Chicago (Wheaton Academy)	12:54	6:09
28	19	Jill Miller	Jr	Herscher	12:55	6:09
29		Val Marquis	Sr	Dunlap	12:55	6:09
30		Karen Andresen	Sr	Chillicothe (IVC)	12:58	6:11
31	20	Corey Boehm	Sr	Rushville	12:59	6:11
32		Jackie Requarth	Fr	Rochester	13:00	6:11
33	21	Leah Drew	Jr	Chicago (University)	13:03	6:13
34	22	Tosha Stevens	Fr	Tuscola	13:04	6:14
35		Lindsey Campos	Fr	Normal (University)	13:04	6:14
36	23	Katrina Hird	Jr	Rock Island (Alleman)	13:05	6:14
37	24	Brooke Lada	Fr	Woodstock (Marian)	13:05	6:14
38	25	Tiffany La Fontaine	So	Woodstock (Marian)	13:06	6:14
39		Anna Dickson	So	Burlington (Central)	13:07	6:15
40	26	Stephanie Bone	So	Herscher	13:08	6:16
41	27	Megan Kattelman	So	Pittsfield	13:09	6:16
42	28	Roxann Ziano	Jr	Granville (Putnam County)	13:10	6:16
43	29	Jenna Craig	So	Sandwich	13:10	6:17
44		Alison Freidheim	So	Chicago (The Latin School)	13:11	6:17
45		Amanda Esarey	Sr	Havana	13:11	6:17
46	30	Allison Friedrich	Jr	Sandwich	13:13	6:18
47	31	Mindy Smith	So	Rock Island (Alleman)	13:14	6:18
48	32	Mindy Kuhl	So	Breese (Mater Dei)	13:15	6:19
49		Katherine Johnson Reid	So	Chicago (The Latin School)	13:15	6:19
50		Leah Rygh	So	Aurora (Central Catholic)	13:15	6:19
51	33	Lynnae Melin	Jr	Winnebago	13:16	6:19
52	34	Julia Rountree	Sr	Decatur (St. Teresa)	13:16	6:19
53		Jessica Raabe	Fr	Franklin	13:17	6:20
54	35	Abby Lytle	Jr	West Chicago (Wheaton Academy)	13:17	6:20
55	36	Stephanie Reinhart	Sr	Tuscola	13:17	6:20
56	37	Maggie Andrew	Sr	Petersburg (PORTA)	13:18	6:20
57	38	Brooke Kattelman	So	Pittsfield	13:18	6:20
58	39	Jenny Gadzinski	Fr	Wheaton (St. Francis)	13:18	6:20
59	40	Heather Lowe	Sr	Herscher	13:19	6:21
60	41	Suzanne Bagent	Sr	Pittsfield	13:19	6:21

ILLINOIS HIGH SCHOOL ASSOCIATION

Girls A - Cross Country Championships November 8, 1997

PLACE	TMPL	NAME	CL	SCHOOL	TIME	PACE
61		Kim Boise	Fr	Tolono (Unity)	13:19	6:21
62	42	Kara Franzen	So	St. Joseph (S.J. Ogden)	13:20	6:21
63		Stephanie Mullen	Jr	Girard	13:20	6:21
64	43	Sarah Benton	Jr	Wheaton (St. Francis)	13:20	6:21
65	44	Katie Rutkowski	Jr	Wheaton (St. Francis)	13:22	6:22
66	45	Kristin Williams	So	West Chicago (Wheaton Academy)	13:22	6:22
67	46	Lindsay West	Jr	Petersburg (PORTA)	13:23	6:22
68	47	Sarah Miller	Fr	Delavan	13:23	6:23
69		Jamie Zullo	Sr	Kankakee (McNamara)	13:24	6:23
70	48	Lindsey Icenogle	Jr	Rushville	13:24	6:23
71	49	Stephanie Seidelman	Jr	Sandwich	13:25	6:24
72	50	Aaron Shemek	Jr	Rock Island (Alleman)	13:26	6:24
73		Meg McGarvey	So	Arcola	13:27	6:24
74	51	Jennifer Dampz	So	Herscher	13:27	6:25
75		Annette Adams	So	Sparta	13:27	6:25
76	52	Anna Mullvain	Jr	Winnebago	13:28	6:25
77	53	Shaylon Siepker	Jr	Pittsfield	13:28	6:25
78	54	Kim Karnocak	Fr	Sandwich	13:28	6:25
79	55	Meredith Seafranski	So	Sandwich	13:29	6:25
80	56	Candy Ard	Sr	Tuscola	13:29	6:26
81	57	Keri McCarthy	Jr	Decatur (St. Teresa)	13:30	6:26
82	58	Michelle Fletcher	Sr	St. Joseph (S.J.-Ogden)	13:30	6:26
83	59	Deb Tygrett	Fr	Monmouth (H.S.)	13:31	6:26
84		Tracey Fleischhacker	Fr	Chicago (Luther North)	13:31	6:26
85		Allie Williams	Jr	Manteno	13:32	6:27
86	60	Beth Davis	Jr	Herscher	13:33	6:27
87	61	Becky Wetzel	Jr	Tuscola	13:33	6:27
88	62	Marcy Miller	Sr	St. Joseph (S.J.-Ogden)	13:34	6:28
89	63	Michelle Harrison	So	Granville (Putnam County)	13:35	6:28
90	64	Alicia Papa	So	Decatur (St. Teresa)	13:36	6:29
91	65	Emily Lammers	Jr	Breese (Mater Dei)	13:37	6:29
92	66	Brooke Kuhnhausen	Jr	West Chicago (Wheaton Academy)	13:37	6:30
93	67	Anna Bloom	So	Chicago (University)	13:41	6:31
94	68	Emily Hinds	Jr	Wheaton (St. Francis)	13:42	6:32
95		Jennifer Heitman	Jr	Sherrard	13:43	6:32
96	69	Ashley Lolande	Fr	Wheaton (St. Francis)	13:43	6:32
97	70	Meredith Clark	Fr	Monmouth (H.S.)	13:44	6:33
98	71	Nellie Waddell	So	Breese (Mater Dei)	13:44	6:33
99	72	Sarah Monke	Sr	Litchfield	13:45	6:33
100	73	Laura Guderyahn	So	Woodstock (Marian)	13:46	6:33
101	74	Jennifer Smith	Sr	Decatur (St. Teresa)	13:48	6:34
102	75	Natalie Circello	So	Rock Island (Alleman)	13:48	6:35
103	76	Kristi Van Uithoven	Fr	St. Joseph (S.J.-Ogden)	13:49	6:35
104	77	Kelly Ceurvorst	Sr	Rock Island (Alleman)	13:51	6:36
105		Brandy Obert	So	Liberty	13:51	6:36
106	78	Jillian Loebach	Jr	Granville (Putnam County)	13:52	6:36
107	79	Kathy Klos	Sr	Woodstock (Marian)	13:54	6:37
108	80	Jan Litteken	So	Breese (Mater Dei)	13:58	6:39
109	81	Margaret Lowry	Jr	Delavan	13:58	6:40
110	82	Lucy Scharbach	Sr	Chicago (University)	13:59	6:40
111	83	Beth Burke	Fr	Sidell (Jamaica)	14:00	6:40
112	84	Michelle Dahn	Sr	Herscher	14:00	6:40
113	85	Kim Myers	Sr	Sidell (Jamaica)	14:01	6:41
114	86	Jessica Carson	Jr	Delavan	14:02	6:41
115	87	Laura Both Spezio	So	Wheaton (St. Francis)	14:03	6:42
116	88	Katie Sklarsky	Jr	Chicago (University)	14:05	6:43
117	89	Anne Haney	Jr	Rushville	14:06	6:43
118	90	Nancy Boerckel	Jr	Litchfield	14:06	6:43
119	91	Christina Riley	So	Monmouth (H.S.)	14:07	6:43
120	92	Laura Legernes	Jr	St. Joseph (S.J.-Ogden)	14:07	6:44

ILLINOIS HIGH SCHOOL ASSOCIATION						
Girls A - Cross Country Championships November 8, 1997						
PLACE	Time	NAME	CL	SCHOOL	TIME	PACE
121	93	Shannon Gregory	So	Chicago (University)	14:07	6:44
122	94	Colleen Pratt	Sr	Woodstock (Marian)	14:08	6:44
123	95	April Piasecki	So	Rock Island (Alleman)	14:08	6:44
124	96	Jessica Stevens	Jr	Winnebago	14:08	6:44
125	97	Mary Koonce	So	Delavan	14:09	6:44
126	98	Amanda Honn	Jr	Petersburg (PORTA)	14:09	6:45
127	99	Krystal Laurence	Fr	Winnebago	14:11	6:45
128	100	Kristin Chandler	Fr	St. Joseph (S.J. Ogden)	14:11	6:46
129	101	Alicia Meyer	Fr	Breese (Mater Dei)	14:13	6:46
130	102	Megan Shay	Sr	Delavan	14:13	6:47
131	103	Candi Maddox	Sr	Sidell (Jamaica)	14:14	6:47
132	104	Amber Bedard	So	Breese (Mater Dei)	14:17	6:48
133	105	Brittany Missonik	So	Wheaton (St. Francis)	14:20	6:50
134	106	Haley Lucas	So	Sidell (Jamaica)	14:25	6:52
135	107	Missy Dappen	Jr	Granville (Putnam County)	14:25	6:52
136	108	Sydney Guthrie	So	Pittsfield	14:27	6:53
137	109	Lena Clement	Jr	Chicago (University)	14:28	6:53
138	110	Jenny Lada	Sr	Woodstock (Marian)	14:28	6:54
139	111	Brittany Heinz	Fr	Rushville	14:29	6:54
140	112	Heidi Johnson	So	Litchfield	14:30	6:54
141	113	Kala Maddox	So	Sidell (Jamaica)	14:30	6:55
142	114	Jamie Mouw	Fr	West Chicago (Wheaton Academy)	14:32	6:55
143	115	Amy Micklos	Jr	Granville (Putnam County)	14:32	6:56
144	116	Elena Humphrey	So	Breese (Mater Dei)	14:35	6:57
145	117	Valerie Ernst	So	Litchfield	14:36	6:57
146	118	Caroline Cobb	So	Decatur (St. Teresa)	14:36	6:57
147	119	Mariah Carollo	Sr	Winnebago	14:37	6:58
148	120	Kaci Becker	So	Litchfield	14:41	7:00
149	121	Kristen Engeseth	So	West Chicago (Wheaton Academy)	14:42	7:00
150	122	Laura Moses	Jr	Winnebago	14:48	7:03
151	123	Kelli Clifford	So	Decatur (St. Teresa)	14:48	7:03
152	124	Sara Paisley	So	Rushville	14:48	7:03
153	125	Emily Ostendorf	Jr	Litchfield	14:50	7:04
154	126	Chrissy Matlin	Fr	Tuscola	14:53	7:05
155	127	Erica Hall	Fr	Tuscola	14:55	7:06
156	128	Clare Mohrman	Jr	Monmouth (H.S.)	14:57	7:07
157	129	Madalyn Davidson	Sr	Tuscola	14:58	7:08
158	130	Katey Schein	Jr	Chicago (University)	15:03	7:10
159	131	Christin Eden	Jr	Decatur (St. Teresa)	15:07	7:12
160	132	Kiki Persson	So	West Chicago (Wheaton Academy)	15:13	7:15
161	133	Jenna Carson	So	Monmouth (H.S.)	15:42	7:29
162	134	Mary Shafer	So	Granville (Putnam County)	16:04	7:39
163	135	Amanda Louck	Sr	Monmouth (H.S.)	16:19	7:46
164	136	Darcie Cox	Jr	Rushville	16:34	7:54