

AIR SYSTEMS

AIR COMPRESSORS
NITROGEN TIRE FILLING SYSTEMS

AIR HOSE & REELS

AIR PREPARATION PRODUCTS

COUPLERS & PLUGS

DRY AIR SYSTEMS

HOSE FITTINGS



Meet the Compressors You Can Depend on for the Long Haul

Advantage Series Simplex

Loaded with the Essentials!

- Magnetic Motor Starter
- Automatic Tank Drain
- Low Oil Level Monitor
- Air Cooled Aftercooler
- (Select models)



Advantage Series Duplex

Need More Air?

- Double the Compressors
- Double the Quality
- Double the Air!



Engine Driven

Take It On The Road!

- 8–25 hp
- Gas or Diesel Driven
- Kohler & Honda Engines



Evolution

The Solution for a Quiet Compressor

- 5–15 hp
- Noise Levels as low as 67 dBA
- Powder Coated Steel Enclosure



All Advantage, R-Series, and Evolution Compressors include the Legendary Heavy Duty Two-Stage R-Series Pump

Serving Compressed Air Users
for 91 Years!!



Compressor Selection Guide

Terminology

GENERAL DEFINITIONS

Compressors are machines for compressing air or gas from an initial intake pressure to a higher discharge pressure.

Single-Stage Compressors are those in which compression from initial to final pressure is completed in a single step or stage.

Two-Stage Compressors are those in which compressions from initial to final pressure is completed in two distinct steps or stages.

Intercoolers are devices for removing the heat of compression of the air or gas between consecutive states of multistage compressors.

Load Factor is the ratio of average compressor output during a period of actual use to the continuous rated output of the machine.

Piston Displacement (PD) is determined by precisely measuring a volume of air which has been raised to a specific pressure and is expressed in conditions existing at the compressor discharge. This flow rate is generally stated in terms of actual cubic feet per minute (CFM).

ACCESSORIES

Magnetic Starters provide thermal overload protection for motors and are recommended for 3 HP and larger motors.

Aftercoolers/Dryers remove moisture from the air line as air cools from compressor.

Automatic Tank Drain automatically removes water that has accumulated in the compressor tank as air cools.

Low Oil Switch prevents the air compressor from operating when oil is low.

Sizing an Air Compressor

1. List the types of pneumatic devices/equipment to be used and how many will be used at the same time.
2. Add total of air volume (SCFM) required by pneumatic tools being used. Utilize the chart below.
3. Add additional 25% to compensate for air line leaks and pressure drops.
4. Identify the air compressor that will provide necessary SCFM. The following professional electric 2-stage compressors provide the listed.

SCFM:

HP	SCFM	HP	SCFM
5 HP	17.2 SCFM	15 HP	42 SCFM
7.5 HP	24 SCFM	25 HP	97 SCFM
10 HP	35 SCFM	30 HP	106 SCFM

5. Once the correct HP rating has been selected based on the air volume requirements, you will need to know the type of available electric service to determine the need for a single phase or three phase compressor.

EXAMPLE

Tools Being Used	SCFM
Tire Changer	5.5 SCFM
1/2" Impact Wrench	3.5 SCFM
3/4" Impact Wrench	7.5 SCFM
Hydraulic Lift	6.0 SCFM
SUBTOTAL	22.5 SCFM
	X 1.25%
TOTAL SCFM	28.125 SCFM

ANSWER

Customer will need an air compressor that produces a minimum of 28.125 SCFM @ 175 PSI. Customer will need a 10 HP compressor or two 5 HP compressors.

Compressor Selection Guide

After listing all the air operated devices to be supplied by the air compressor, determine from the chart, pressure range and volume of air required by each device. The air compressor must maintain a minimum pressure at least equal to the highest of the pressure ranges. Always use free air (CFM) and pressure (PSI) from the nameplate on device or from manufacturer. Free air figures in the table are averages and should not be considered accurate for any specific brand.

PSI	TOOL	CFM
PORTABLE TOOLS		
70-100	Air Filter Cleaner	3
70-100	Body Polisher	20
70-100	Body Sander	10
70-100	Brake Tester	4
70-100	Carbon Remover	3
90-100	Dusting Gun (Blow Gun)	3
70-100	Panel Cutter	4
70-90	Drill 1/16" - 3/8"	4
70-90	3/8" Impact Wrench	3
70-90	1/2" Impact Wrench	4
70-90	5/8" Impact Wrench	5
70-90	3/4" Impact Wrench	8
70-90	1" Impact Wrench	12
70-90	Die Grinder	5
90-100	Vertical Disc Sander	20
90-100	Small File/Saw Machine	3
90-100	Large File/Saw Machine	5
90-100	Burring Tool	5

PSI	TOOL	CFM
SPRAY GUNS		
90-100	Engine Gun	5
90-100	Paint Gun - Production	8
90-100	Paint Gun - Touch Up	4
125-150	Rim Stripper	6
125-150	Tire Changer	1
125-150	Tire Inflation Line	2
125-150	Tire Spreader	1
125-150	Vacuum Cleaner	7
HAMMERS		
90-100	Air Hammer	4
90-100	Tire Hammer	12
125-150	Pneumatic Garage Door	3
90-100	Radiator Tester	1
90-100	Spark Plug Cleaner	5
90-100	Spark Plug Tester	1
70-100	Transmission/Differential Flusher	3
70-100	Fender Hammer	9
70-100	Car Washer	9

Air Compressors

Advantage Series - Reciprocating Air Compressor

The Advantage Series is a fully packaged unit with all of the additional accessories customers need included. Advantage series compressors are typically shipped from the factory in 24 hours or less. Compressors are shipped ready to install and operate. Each new assembled unit comes with a five-year limited warranty.

Specifications and Features:

- 5 – 25 HP
- Maximum Pressure up to 175 PSIG
- 17.3 – 90.1 ACFM at 175 PSIG
- Two Stage, Splash Lubricated
- Tank Mounted, Simplex and Duplex Models
- Vertical or Horizontal Configurations
- Package comes standard with up to six pre-installed options
- Factory filled with ChampLub lubricant



Ascot No.	Mfg. No.	HP or HPD	Variants STD	Variants CA	Pump Model No.	Volts	Tank Capacity (Gal.)*	175 PSI Rating CFM Del'y	RPM	Dimensions LxWxH	Approx. Ship Weight (Lbs.)
101-00058	VR5-8	5	CASRSA01	CASRSA39	R-15B	230/1	80V	17.3	710	33x24x77	535
101-00158	VR5-8	5	CASRSA126	CASRSA128	R-15B	230/1	80V	17.3	710	33x24x77	565
101-00078	VR5-8	5	CASRSA05	CASRSA45	R-15B	208/3	80V	17.3	710	33x24x77	535
101-01012	VR5-8	5	CASRSA03	CASRSA40	R-15B	230/3	80V	17.3	710	33x24x77	535
101-11012	VR5-8	5	CASRSA148	CASRSA154	R-15B	230/3	80V	17.3	710	33x24x77	565
101-02512	HR5-8	5	CASRSA07	CASRSA46	R-15B	230/1	80H	17.3	710	66x23x49	535
101-40580	HR5-8	5	CASRSA146	CASRSA152	R-15B	230/1	80H	17.3	710	66x23x49	565
101-40581	HR5-8	5	CASRSA11	CASRSA81	R-15B	208/3	80H	17.3	710	66x23x49	535
101-40582	HR5-8	5	CASRSA09	CASRSA48	R-15B	230/3	80H	17.3	710	66x23x49	535
101-40583	HR5-8	5	CASRSA147	CASRSA153	R-15B	230/3	80H	17.3	710	66x23x49	565
101-40780	VR7F-8	7.5	CASRSA168	CASRSA167	R-15B	208/1	80V	23.1	990	33x24x77	545
101-40781	VR7F-8	7.5	CASRSA13	CASRSA42	R-15B	230/1	80V	23.1	990	33x24x77	545
101-40782	VR7F-8	7.5	CASRSA17	CASRSA53	R-15B	208/3	80V	23.1	990	33x24x77	545
101-40783	VR7F-8	7.5	CASRSA15	CASRSA44	R-15B	230/3	80V	23.1	990	33x24x77	545
101-41012	VR10-12	10	CASRSA21	CASRSA75	R-30D	208/3	120V	34.8	740	47x30x81	890
101-41112	VR10-12	10	CASRSA19	CASRSA74	R-30D	230/3	120V	34.8	740	47x30x81	890
101-42112	HR10-12	10	CASRSA25	CASRSA49	R-30D	208/3	120H	34.8	740	72x24x55	890
101-43112	HR10-12	10	CASRSA29	CASRSA64	R-30D	208/3	120H	34.8	740	72x24x55	920
101-44112	HR10-12	10	CASRSA23	CASRSA41	R-30D	230/3	120H	34.8	740	72x24x55	890
101-45112	HR10-12	10	CASRSA27	CASRSA50	R-30D	230/3	120H	34.8	740	72x24x55	920
101-41512	HRA15-12	15	CASRSA33	CASRSA59	R-40A	208/3	120H	53.7	770	74x28x62	1110
101-42512	HRA15-12	15	CASRSA31	CASRSA43	R-40A	230/3	120H	53.7	770	74x28x62	1110
101-43512	HRA15-12	25	CASRSA37	CASRSA65	R-70A	208/3	120H	90.1	770	74x27x64	1365
101-44512	HRA15-12	25	CASRSA35	CASRSA47	R-70A	230/3	120H	90.1	770	74x27x64	1365

* V: Vertical, H: Horizontal Configuration

Air Compressors

Advantage Series - Duplex Compressors

Fully Packaged Compressors: Compressors equipped with all of the desired options: Mounted Magnetic Starter, Low Oil Level Monitor, Automatic Tank Drain, Air-Cooled Aftercooler and Vibration Isolators.

Duplex Fully Packaged Compressors: Two (2) Compressors and accessories supplied in one package provides the flexibility of single operations, alternating between compressors, or duplex operations to meet high air demands. Includes Automatic Tank Drain, Vibration Isolators, Two (2) Mounted Magnetic Starters plus alternator, Low Oil Level Monitors and Air Cooled Aftercoolers.



Ascot No.	Mfg. No.	HP	Voltage/Phase	Tank Size	Tank Conf	Pump Mfg. No.	ACFM @175 PSIG	ACAC
101-51120	HR5D-12	5	230/1	120	Horiz.	R-15B	33.0	STD
101-53120	HR5D-12	5	208/3	120	Horiz.	R-15B	33.0	STD
101-54120	HR5D-12	5	230/3	120	Horiz.	R-15B	33.0	STD
101-75120	HR7D-12	7.5	230/1	120	Horiz.	R-30D	51.6	STD
101-75320	HR7D-12	7.5	208/3	120	Horiz.	R-30D	51.6	STD
101-75420	HR7D-12	7.5	230/3	120	Horiz.	R-30D	51.6	STD
101-10325	HR10D-25	10	230/3	250	Horiz	R-30D	69.6	STD

Champion Gasoline Air Compressors

- Truck Bed Mountable. Ideal for Field Service Applications
- Heavy Duty Two Stage Compressors
- V-Belt Drive with Totally Enclosed Belt Guard
- Centrifugal unloader for loadless start – prolongs motor life
- Gasketless Design
- Vibration Isolators Included on 30 gallon models
- Each new assembled unit comes with a five-year limited warranty



Ascot No.	Mfg. No.	HP or HPD	Tank Size	Tank Conf	Engine Type	ACFM @175 PSIG	RPM	Approx. Ship Weight
102-11530	HGR5-3H	11	30	Horiz.	Honda	20.1	895	409 Lbs.
102-11560	HGR5-6H	11	60	Horiz.	Honda	20.1	895	475 Lbs.
102-11880	HGR5-8H	11	80	Horiz.	Honda	20.1	895	514 Lbs.
102-13730	HGR7-3K	13	30	Horiz.	Kohler	23.2	1025	409 Lbs.
102-13760	HGR7-6K	13	60	Horiz.	Kohler	23.2	1025	475 Lbs.
102-13780	HGR7-8K	13	80	Horiz.	Kohler	23.2	1025	514 Lbs.



Air Compressors

Evolution – Quiet Enclosed Recip

- Sound levels as low as 67dBA
- 12 Gauge Steel Enclosure
- Separate compressor and motor chambers with dedicated cooling circuits provide cooler operation and long-life
- Separate Inner Base reduces vibration and noise
- Oil-Site Gauge and Filter maintenance indicator provide notification of routine maintenance
- Innovative Belt-tensioning system

Ascot No.	Mfg. No.	HP	Tank Configuration	Tank Size (Gal.)	Pump Model Number	RPM	Approx. Ship Weight
101-58000	HER5-8	5	Horiz.	80	RP-15B	734	733 Lbs.
101-78000	HER7F-8	7.5	Horiz.	80	RP-15B	990	762 Lbs.



Centurion II Reciprocating Air Compressors

- 5 - 15 hp
- Up to 175 PSIG
- 17.3 - 49 ACFM at 175 PSIG rating
- Tank mounted, vertical or horizontal configuration
- Two-stage, splash lubricated compressor pump
- Automatic start/stop operation
- Factory filled with ChampLub AC lubricant
- Mounted Magnetic Starters standard on all Centurion II models (Except for 5 HP models with 3450 RPM motors)



Ascot No.	Mfg. No.	HP	Tank Size	Pump Mfg. No.	Dimensions (LxWxH)	Shipping Weight (Lbs.)	125 PSI Rating*			175 PSI Rating*		
							RPM	CFM Displ.	CFM Del'y	RPM	CFM Displ.	CFM Del'y
101-65600	HRV5-6	**5	60	RV-15A	51.5" x 22.75" x 47.25"	445	805	23.5	19.1	734	21.4	17.3
101-65800	HRV5-8	**5	80	RV-15A	66.5" x 22.75" x 47.25"	530	805	23.5	19.1	734	21.4	17.3
101-65120	HRV5-12	**5	120	RV-15A	72.25" x 24" x 54"	760	805	23.5	19.1	734	21.4	17.3
101-65601	VRV5-6	**5	60	RV-15A	32.5" x 24.5" x 76"	450	805	23.5	19.1	734	21.4	17.3
101-65801	VRV5-8	**5	80	RV-15A	33" x 26-5/8" x 76"	530	805	23.5	19.1	734	21.4	17.3
101-65121	VRV5-12	**5	120	RV-15A	42.5" x 30" x 79"	760	805	23.5	19.1	734	21.4	17.3
101-67560	HRV7F-6	7.5	60	RV-15A	51.5" x 22.75" x 47.25"	510	990	28.7	23.9	990	28.7	23.1
101-67580	HRV7F-8	7.5	80	RV-15A	66.5" x 22.75" x 47.25"	595	990	28.7	23.9	990	28.7	23.1
101-67512	HRV7F-12	7.5	120	RV-15A	72.5" x 24" x 53-5/8"	820	990	28.7	23.9	990	28.7	23.1
101-67561	VRV7F-6	7.5	60	RV-15A	32.5" x 24.5" x 76"	515	990	28.7	23.9	990	28.7	23.1
101-67581	VRV7F-8	7.5	80	RV-15A	33" x 26-5/8" x 76"	595	990	28.7	23.9	990	28.7	23.1
101-67513	VRV7F-12	7.5	120	RV-15A	42.5" x 30" x 79"	820	990	28.7	23.9	990	28.7	23.1
101-67582	HRV7-8	7.5	80	RV-30A	66.5" x 22.75" x 48.5"	595	670	39.6	30.0	575	33.5	25.8
101-67514	HRV7-12	7.5	120	RV-30A	72.5" x 24" x 54"	820	670	39.6	30.0	575	33.5	25.8
101-67583	VRV7-8	7.5	80	RV-15A	33" x 26-5/8" x 76"	595	670	39.6	30.0	575	33.5	25.8
101-67515	VRV7-12	7.5	120	RV-30A	42.5" x 30" x 79"	820	670	39.6	30.0	575	33.5	25.8
101-61080	HRV10-8	10	80	RV-30A	66.5" x 22.75" x 47.25"	675	810	47.3	37.3	740	43.1	34.8
101-61212	HRV10-12	10	120	RV-30A	72.5" x 24" x 54"	890	810	47.3	37.3	740	43.1	34.8
101-61081	VRV10-8	10	80	RV-30A	42.5" x 30" x 66.75"	675	810	47.3	37.3	740	43.1	34.8
101-61012	VRV10-12	10	120	RV-30A	42.5" x 30" x 79.75"	910	810	47.3	37.3	740	43.1	34.8
101-61580	HRV15F-8	15	80	RV-30A	66.5" x 22.75" x 48.5"	740	1045	60.9	50.2	1045	60.9	47.0
101-61512	HRV15F-12	15	120	RV-30A	72.5" x 24" x 54"	960	1045	60.9	50.2	1045	60.9	47.0
101-61513	VRV15F-12	15	120	RV-30A	46-3/8" x 30" x 79.75"	980	1045	60.9	50.2	1045	60.9	47.0

*Units tested in accordance with CAGI/PNEUROP Acceptance Test Code PH2CPTC2

**Available with either 1750 or 3450 RPM. 3450 RPM motors come with built-in TOLP (Starter not included).

Refrigerated Dryers

Refrigerated Air Dryers

- Effective moisture removal at all flow rates
- Combination separator/filter
- Ideal for air compressors equipped with an air cooled aftercooler

Ascot No.	Mfg. No.	Flow	Voltage	In/Out Connection	Dimensions LxWxH	Approx. Ship Weight
105-00015	CRN15	15	115/1/60	3/8" OD	15x12.6x12.6	69 Lbs.
105-00025	CRN25	25	115/1/60	1/2" NPT	26x19x21	142 Lbs.
105-00035	CRN35A1	35	115 or 230/1/60	1/2" NPT	26x19x21	146 Lbs.
105-00050	CRN50A1	50	115 or 230/1/60	1/2" NPT	26x19x21	152 Lbs.
105-00075	CRN75A1	75	115 or 230/1/60	3/4" NPT	33x25x26	209 Lbs.
105-00100	CRN100A1	100	115 or 230/1/60	1" NPT	38x29x20	251 Lbs.
105-00125	CRN125A1	125	115 or 230/1/60	1" NPT	38x29x20	273 Lbs.
105-00150	CRN150A1	150	115 or 230/1/60	1" NPT	38x29x20	279 Lbs.



Call for more information on Maintenance Kits for Air Compressors and Refrigerated Dryers.

Sizing 3-in-1 High Inlet Dryer

Follow the below steps to size your dryer:

1. Use the table that identifies your inlet temperature to your dryer.
2. In the chart select the inlet pressure that will be entering your dryer.
3. Determine SCFM.

RULE of THUMB CALCULATION

Rotary Screw Air Compressor

SCFM = Compressor HP x 4.5

Reciprocating Air Compressor

SCFM = Compressor HP x 3.5

4. Select the SCFM requirement for your dryer based on the SCFM coming out of the air compressor.

EXAMPLE: WHAT SIZE DRYER SHOULD BE USED?

Customer has a 20 HP reciprocating compressor. The inlet temperature to the dryer is approximately 120°F. The pressure entering the dryer is 140 PSI.

1. Identify the table that shows 120°F (in this example it would be table 3).
2. From the same table (table 3) select the inlet pressure of dryer. In this example (140 PSI).
3. Use Rule of Thumb Calculation to determine SCFM.
 $20\text{HP} \times 3.5 = 70 \text{ SCFM}$
4. Locate 70 SCFM under 140 PSI column. Follow across to dryer part number.

ANSWER - Customer needs part number 3530.

Champion CRH Series High Inlet Temperature Refrigerated Air Dryer

TABLE 1 - 180° INLET

Mfg. No.	100 PSIG	150 PSIG	175 PSIG
CRH20	18	22	23
CRH25	23	27	29
CRH35	32	38	41
CRH50	45	54	58
CRH75	68	81	87
CRH100	91	108	116
CRH125	114	135	145

TABLE 2 - 150° INLET

Mfg. No.	100 PSIG	150 PSIG	175 PSIG
CRH20	21	25	26
CRH25	26	31	33
CRH35	37	44	47
CRH50	52	62	67
CRH75	78	93	100
CRH100	105	124	133
CRH125	131	155	167

TABLE 3 - 120° INLET

Mfg. No.	100 PSIG	140 PSIG	175 PSIG
CRH20	23	29	30
CRH25	30	35	38
CRH35	42	49	53
CRH50	59	70	75
CRH75	88	105	113
CRH100	118	140	151
CRH125	148	176	189

Industrial Air Compressors

Electric Start Gas Engine

- Aluminum head for maximum operating temperatures
- Automotive-style rings allows less than 5 ppm oil carryover
- Finned intercooler dissipates excess heat
- Two-piece connecting rod for serviceability
- Stainless steel reed valves with controlled lift for maximum efficiency
- Balance counter-weighted crankshaft for smooth, trouble-free operation
- Cast-iron cylinder, crankcase and flywheel for dependability
- American made designed, manufactured and assembled since 1920



Ascot No.	Mfg. No.	HP	Engine Brand	Low Oil Shutdown	Tank Configuration	Unit Tank Size	Gas Fuel Tank Size	Pump Model	ACFM @175 PSIG	Wt. (Lbs.)
102-21131	G211H30HCB	11	Honda	Yes	Horizontal	30	1.72 Gal.	QT-5	18.7	490
102-21130	G211K30HCD	11	Kohler	No	Horizontal	30	1.25 Gal.	QT-5	18.7	515
102-21330	G213H30HCB	13	Honda	Yes	Horizontal	30	1.72 Gal.	QT-7.5	23.6	490
102-21230	G212K30HCD	13	Kohler	No	Horizontal	30	1.25 Gal.	QT-7.5	23.6	515
102-21860	G218K60HCA	18	Kohler	Yes	Horizontal	60	6 Gal.	QT-15	37.4	900

Pro Unit

Pro Unit Standard Features:

- Two-Stage Compressor
- Splash-Lubricated
- 5 to 30HP Electric ODP Motor
- Single Phase or Three Phase
- Honda or Kohler Gas Engine
- Motor Overload Protection
- True Blue 5 Year Warranty
- Ball Valve-Style Tank Drain

Pro Unit Optional Features:

- 5 to 7.5HP Horizontal Units
- Pressure-Lubricated
- Duplex Tank Configurations
- Yanmar Diesel Engines



Ascot No.	Mfg. No.	HP	Phase	Volt	Tank Configuration	Unit Tank Size	Starter Type	Pump Model	ACFM @175 PSIG	RPM	Wt. (Lbs.)
101-24160	2V41C60VC	5	1	230	Vertical	60	Capacitor Start	QT-54	15.2	1310	475
101-08251	251CP80VCB	5	1	230	Vertical	80	Combo	QT-5	17.2	942	660
101-18251	251CS80VCB	5	1	230	Vertical	80	Magnetic	QT-5	17.2	942	680
101-25323	253DS80VCB23	5	3	230	Vertical	80	Magnetic	QT-5	17.2	942	680
101-25346	253DS80VCB46	5	3	460	Vertical	80	Magnetic	QT-5	17.2	942	680
101-08271	271CS80VCB	7.5	1	230	Vertical	80	Magnetic	QT-7.5	22.6	1026	720
101-27323	273DS80VCB23	7.5	3	230	Vertical	80	Magnetic	QT-7.5	22.6	1026	720
101-27346	273DS80VCB46	7.5	3	460	Horizontal	80	Magnetic	QT-7.5	22.6	1026	720
101-02110	P2101CS12VCB	10	1	230	Vertical	120	Magnetic	QT-10	31	859	1000
101-02112	P2101CS12HCB	10	1	230	Horizontal	120	Magnetic	QT-10	31	859	850
101-02103	P2103DS12VCB20	10	3	208	Vertical	120	Magnetic	QT-10	35	968	1000
101-12103	P2103DS12HCB20	10	3	208	Horizontal	120	Magnetic	QT-10	35	968	850
101-12230	P2103DS12VCB23	10	3	230	Vertical	120	Magnetic	QT-10	35	968	1000
101-12231	P2103DS12HCB23	10	3	230	Horizontal	120	Magnetic	QT-10	35	968	850
101-12460	P2103DS12VCB46	10	3	460	Vertical	120	Magnetic	QT-10	35	968	1000
101-12461	P2103DS12HCB46	10	3	460	Horizontal	120	Magnetic	QT-10	35	968	850
101-15320	2153DS12HCA20	15	3	208	Horizontal	120	Magnetic	QT-15	51	923	995
101-15323	2153DS12HCA23	15	3	230	Horizontal	120	Magnetic	QT-15	51	923	995
101-15346	2153DS12HCA46	15	3	460	Horizontal	120	Magnetic	QT-15	51	923	995
101-20320	2203DS12HC20	20	3	208	Horizontal	120	Magnetic	QT-30	75	687	1925
101-20323	2203DS12HC23	20	3	230	Horizontal	120	Magnetic	QT-30	75	687	1925
101-20346	2203DS12HC46	20	3	460	Horizontal	120	Magnetic	QT-30	75	687	1925
101-12232	2253DS12HC23	25	3	230	Horizontal	120	Magnetic	QT-30	92.4	833	1940
101-23246	2253DS12HC46	25	3	460	Horizontal	120	Magnetic	QT-30	92.4	833	1940
101-30346	2303DS12HC46	30	3	460	Horizontal	120	Magnetic	QT-30	105.9	958	1965

Industrial Air Compressors

Fully Loaded Max Unit

Max Unit Standard Features:

- Two-Stage Compressor
- Splash-Lubricated
- 5 to 15HP Electric ODP Motor
- Single Phase or Three Phase
- Motor Overload Protection
- Air Cooled Aftercooler
- Low Oil Level Switch
- Automatic Tank Drain

- Isolator Pads (Horizontal units)
- Dual Controls on 10 to 15HP
- True Blue 5 Year Warranty

Max Unit Optional Features:

- 5 to 7.5HP Horizontal Units
- 20 to 30HP Horizontal Units
- Pressure-Lubricated
- Duplex Tank Configurations



Ascot No.	Mfg. No.	HP	Phase	Volt	Tank Configuration	Unit Tank Size	Starter Type	Pump Model	ACFM @175 PSIG	RPM	Wt. (Lbs.)
101-51800	251C80VCBM	5	1	230	Vertical	80	Magnetic	QT-5	17.2	942	730
101-53823	253D80VCB23M	5	3	230	Vertical	80	Magnetic	QT-5	17.2	942	730
101-53846	253D80VCB46M	5	3	460	Vertical	80	Magnetic	QT-5	17.2	942	730
101-80271	271C80VCBM	7.5	1	230	Vertical	80	Magnetic	QT-7.5	22.6	1026	770
101-73823	273D80VCB23M	7.5	3	230	Vertical	80	Magnetic	QT-7.5	22.6	1026	770
101-73846	273D80VCB46M	7.5	3	460	Vertical	80	Magnetic	QT-7.5	22.6	1026	770
101-21230	2101C12VCBM	10	1	230	Vertical	120	Magnetic	QT-10	31	859	1050
101-21232	2101C12HCBM	10	1	230	Horizontal	120	Magnetic	QT-10	31	859	950
101-21208	2103D12HCB20M	10	3	208	Horizontal	120	Magnetic	QT-10	35	968	950
101-21231	2103D12HCB23M	10	3	230	Horizontal	120	Magnetic	QT-10	35	968	950
101-24621	2103D12HCB46M	10	3	460	Horizontal	120	Magnetic	QT-10	35	968	950
101-53208	2153D12HCA20M	15	3	208	Horizontal	120	Magnetic	QT-15	51	923	1050
101-53230	2153D12HCA23M	15	3	230	Horizontal	120	Magnetic	QT-15	51	923	1050
101-53460	2153D12HCA46M	15	3	460	Horizontal	120	Magnetic	QT-15	51	923	1050



Xtreme Unit

When you want the advantages of a rotary screw but the application requires a reciprocating compressor, Quincy's Xtreme is the right choice. Xtreme units come standard with motor overload protection, sound attenuating canopy for low noise operation, air-cooled aftercooler, removable front and back panel, 175 PSI working pressure and Quincy's industry leading 5-year True Blue Warranty.



Ascot No.	Mfg. No.	HP	Phase	Volt	Tank Configuration	Unit Tank Size	Starter Type	Pump Model	ACFM @175 PSIG	RPM	Wt. (Lbs.)
101-80230	251CS80HCBX	5	1	230	Horizontal	80	Magnetic	QT-5	17.2	942	980
101-80231	253DS80HCB23X	5	3	230	Horizontal	80	Magnetic	QT-5	17.2	942	980
101-80460	253DS80HCB46X	5	3	460	Horizontal	80	Magnetic	QT-5	17.2	942	980
101-80234	271CS80HCBX	7.5	1	230	Horizontal	80	Magnetic	QT-7.5	22.6	1026	1020
101-80232	273DS80HCB46X	7.5	3	230	Horizontal	80	Magnetic	QT-7.5	22.6	1026	1020
101-80461	273DS80HCB23X	7.5	3	460	Horizontal	80	Magnetic	QT-7.5	22.6	1026	1020
101-12023	2101CS12HCBX	10	1	230	Horizontal	120	Magnetic	QT-10	31	859	1185
101-12208	2103DS12HCB20X	10	3	208	Horizontal	120	Magnetic	QT-10	35	968	1185
101-12221	2103DS12HCB23X	10	3	230	Horizontal	120	Magnetic	QT-10	35	968	1185
101-12222	2103DS12HCB46X	10	3	460	Horizontal	120	Magnetic	QT-10	35	968	1185
101-20812	2153DS12HCB20X	15	3	208	Horizontal	120	Magnetic	QT-15	51	923	1320
101-23530	2153DS12HCB23X	15	3	230	Horizontal	120	Magnetic	QT-15	51	923	1320
101-23531	2153DS12HCB46X	15	3	460	Horizontal	120	Magnetic	QT-15	51	923	1320

Air Compressors

Two-Stage Gasoline Engine Driven

Ideal for fleet or field service applications with truck bed mounting design. Idle engine control and electronic ignition for easier starting. Powder coat paint finish to protect against outdoor elements. 30 gallon ASME receiver and OSHA fully enclosed belt guard for worker safety.

Ascot No.	Mfg. No.	HP	Engine	ACFM @175 PSIG	Tank
102-24125	2475F12.5G	13	Kohler	25	30 Gallon Horizontal
102-24212	2475F13.GH	13	Honda	25	30 Gallon Horizontal



Two-Stage Electric "Value Package"

Priced right and designed for the most demanding applications where a dependable air supply is required. Each package includes a two-stage cast iron compressor pump, ODP electric motor, magnetic motor starter (mounted and wired), automatic start and stop pressure switch control, mounted on an ASME rated receiver tank. Available voltages: 230/1/60 (5-7.5 HP), 200/3/60, 460/3/60. Pressure up to 175 PSIG. Oil sight glass included on 10-15 HP Packages.

Ascot No.	Mfg. No.	HP	ACFM @175 PSIG	Tank
101-23451	2340L5-V	5	14.7	60 Gallon Vertical
101-24705	2475N5-V	5	16.8	80 Gallon Vertical
101-24751	2475N7.5-V	7.5	24	80 Gallon Vertical
101-25452	2545E10-V	10	35	120 Gallon Horizontal
101-71150	7100E15-V	15	50	120 Gallon Horizontal

Two-Stage Electric "Fully Packaged"

Everything you need for a dependable air supply with minimal maintenance. Fully packaged compressors include magnetic motor starter, air cooler and electric drain valve which removes harmful moisture, plus, the added protection of a low oil level shutdown switch. Available voltages: 230/1/60 (5-7.5 HP), 200/3/60, 460/3/60.

Ascot No.	Mfg. No.	HP	ACFM @175 PSIG	Tank
101-27550	2475N5-P	5	16.8	80 Gallon Vertical
101-27551	2475N7.5-P	7.5	24	80 Gallon Vertical
101-27552	2545K10-P	10	35	120 Gallon Vertical
101-27553	2545E10-P	10	35	120 Gallon Horizontal
101-71153	7100E15-P	15	50	120 Gallon Horizontal



Ingersoll-Rand Start-Up Maintenance Kits

All the parts needed to maintain your compressor for a full year, plus the added protection of extended warranty coverage are two very distinct advantages you'll gain with the All Season Select synthetic pump lubricant and replacement air filter elements. Kits for gasoline engine driven compressors also include engine air filter, oil filter and engine oil.



Ascot No.	Mfg. No.	Compressor HP
106-24305	3230580	5 & 7.5
106-24710	32305898	10 & 15
106-30020	32305906	20, 25 & 30
106-24712	32305872	12.5 (Kohler)

Air Compressors

Rotary Screw Compressors

- Engineered for high performance, efficiency and reliability, Chicago Pneumatic's new line of QRS rotary screw air compressors meet the compressed air requirements of the most demanding shops, providing a complete compressed air installation. The compressor and dryer, when included, is tank mounted, prepiped, wired and tested. All air connections have been optimized to minimize pressure drop and reduce the potential for air leaks
- Low sound enclosure and innovative cooling fan, the CP QRS series offers the lowest noise levels available, allowing you to install it virtually anywhere in the shop
- Combined with efficient rotary screw technology and a high efficiency TEFC (Totally Enclosed Fan Cooled) motor, the QRS offers low energy consumption. Pulse free air is ideal for paint and body applications
- Simple compression concept and continuous contact cooling, the QRS rotary screw compressor can operate fully loaded- 24 hours a day/7 days a week. All reciprocating compressors are designed to cycle for intermittent operation
- Can easily be installed just about anywhere in the shop. It's integrated design provides clean, cool, dry, quality air that protects your air tools, shop equipment and body work from harmful moisture, dirt and heat. The QRS oil cooling system, A-T-L starter, TEFC motor, optional air dryer, low sound enclosure and receiver tank are all factory assembled and tested
- The CP QRS offers increased reliability, reduced maintenance and trouble-free operation. No need to worry about rings, valves, rod inserts, bushings and pistons. Extended service intervals save time and money. Convenient service panel allows easy access to all internal components
- QRS 3.0, 5.0 & 7.5 are available 1/60/220V
- All QRS are available with tri-voltage motors and starters for 3/60/208-230-460V
- QRS 20-30 are also available as base mounted



HPD Models Include Dryer



HP Model



Ascot No.	Mfg. No.	HP or HPD	CFM @Max PSI	Max Pressure (PSIG)	Horizontal Tank (gal.)	dBA Enclosed	Dimensions	Net Wt. (Lbs.) (w/o & w/ Dryer)
101-50000	QRS5.0HPD	5	16.6	150	60	62	56"x22"x50"	463/485
101-75000	QRS7.5HPD	7.5	21.2	150	60	64	56"x22"x50"	468/490
101-10000	QRS10HPD	10	37/33	125/150	120	66	73"x24"x58"	775/845
101-15000	QRS15HPD	15	52/47	125/150	120	68	73"x24"x58"	815/885
101-20000	QRS20HPD	20	84/76	125/150	120	63	53"x31"x48"	1325/1425
101-25000	QRS25HPD	25	101/92	125/150	120	66	53"x31"x48"	1400/1500
101-30000	QRS30HPD	30	119/107	125/150	120	68	53"x31"x48"	1475/1575

Nitrogen Tire Filling Systems

How Nitrogen Works and What it Does:

Studies of nitrogen tire filling show that car owners can improve gas mileage by up to 10% and extend tire life by as much as 25%! Tire filling with 95% minimum purity nitrogen helps keep tires at optimum inflation levels, which in turn delivers fuel savings and improved tread wear compared to under inflated tires. And properly inflated tires improve safety and handling as well. Nitrogen tire filling is one of the fastest growing segments in the auto service industry as more car owners seek ways to save money and improve gas mileage.



Wall Mount

Portable

Tank Mount



Nitrogen Tire Filling Systems

- Robust plastic bezel design eliminates any potential for damage from accidental contact with vehicle. Minimizes weight for easy portability
- Heavy duty Parker Hannifin (4) stage filtration provides contaminant-free compressed air. Includes carbon adsorption filter, a must have in any generator installation
- Built-in sample port for testing the purity of your nitrogen. Generators are set for 95% purity in tires, but produce purities up to 99%
- Built-in auto inflator purges and fills up to 6 tires simultaneously. Operator simply puts chucks on tires and sets pressure, then is free to do other work
- Includes nitrogen membrane produced by Cleveland, OH based Parker Hannifin, with expertise from over 10,000 nitrogen generator installations worldwide
- Includes 30 gallon storage tank with every portable generator
- Built-in counter to keep track of your nitrogen business
- Easy installation. Simply pipe in compressed air and pipe out nitrogen
- Rugged nitrogen inflated tires provide effortless portability in garage environments



Mfg. No.	TS021	TS051	TS076	TS123
Ascot No.	119-00021	119-00051	119-00076	119-00123
N2 Flow @ 97% purity, 145 PSIG, SCFM	1.39	3.28	4.9	7.89
N2 Flow @ 95% purity, 145 PSIG, SCFM	2.1	5.1	7.6	12.3
N2 Flow @ 97% purity, 101.5 PSIG, SCFM	0.98	2.3	3.43	5.5
N2 Flow @ 95% purity, 101.5 PSIG, SCFM	1.51	3.62	5.43	8.77
Compressed air pressure requirement, PSIG	100-145	100-189	100-189	100-189
Maximum compressed air pressure, PSIG	145	189	189	189
Compressed air temperature range	50°F-104°F	50° F104° F	50° F104° F	50° F104° F
Ambient temperature	68°F	68° F	68° F	68° F
Nitrogen dew point	-50°	-50°	-50°	-50°
Ambient operating temperature	33°F-110°F	33° F110° F	33° F110° F	33° F110° F
Max compressed air requirement, SCFM	5.5	13	20	31
Compressed air prefiltration	2 stage including carbon adsorption	4 stage including carbon adsorption	4 stage including carbon adsorption	4 stage including carbon adsorption
Wall mount dimensions and weight	54"H x 18"W x 11"D, 140 Lbs.	54"H x 18"W x 11"D, 140 Lbs.	54"H x 18"W x 11"D, 140 Lbs.	54"H x 18"W x 11"D, 140 Lbs.
Tank (floor) mount dimensions	56"H x 26"W x 34"D, 300 Lbs.	56"H x 26"W x 34"D, 300 Lbs.	56"H x 26"W x 34"D, 300 Lbs.	56"H x 26"W x 34"D, 300 Lbs.
Portable dimensions	60"H x 20"W x 34"D, 250 Lbs.	60"H x 20"W x 34"D, 250 Lbs.	60"H x 20"W x 34"D, 250 Lbs.	60"H x 20"W x 34"D, 250 Lbs.
Inlet/Outlet connection	1/2" NPT, 1/2" NPT	1/2" NPT, 1/2" NPT	1/2" NPT, 1/2" NPT	1/2" NPT, 1/2" NPT
Noise Level	<45 dBA	<45 dBA	<45 dBA	<45 dBA
Required Annual Maintenance	Filters	Filters & Carbon	Filters & Carbon	Filters & Carbon
Application	Motorcycles & Mini Cars	Cars & Light Trucks	Cars & Trucks	Full Vehicle Service
Annual Maintenance Kit	MKTS021	MKTS123	MKTS123	MKTS123

Nitrogen Tire Filling Systems

RTI NTF-60 Plus Nitrogen Tire Filling System

- The NEW RTI NTF-60 Plus generates nitrogen on demand and stores it on-board for quick nitrogen tire service. The exclusive RTI tire deflation and vacuum system increases speed and ensures higher nitrogen purity in tires. A purity tester quickly checks nitrogen purity. The NTF-60 provides your customers with better tire pressure, increased safety, superior handling, improved fuel economy and longer tire life! Purity tester 436050 included.
- Service Time* – <7 minutes average (per vehicle)
- Maximum Services* – 8 tires (per hour including tank refill)
- Tank Size – 60 gallon (227 L)

*Average tire size for data: 225/60/R15

Ascot No.	Mfg. No.	Nitrogen Capacity
119-00060	NTF-60 Plus	5.1CFM



RTI NTF-15 Plus Nitrogen Tire Filling System

- The NEW RTI NTF-15 Nitrogen Tire Filling System generates nitrogen on demand and stores it on-board for quick nitrogen tire service. The exclusive RTI tire deflation and vacuum system increases speed and ensures higher nitrogen purity in tires. A purity tester quickly checks nitrogen purity. The NTF-15 provides your customers with better tire pressure, increased safety, superior handling, improved fuel economy and longer tire life! Purity tester 436050 included.

Ascot No.	Mfg. No.	Nitrogen Capacity
119-00015	NTF-15	2.1CFM
119-00115	NTF-15 Plus	5.1CFM

NitroPRO® NTF-515 Nitrogen Tire Filling System

RTI's NEW NitroPRO® NTF-515 is the professional's choice for nitrogen tire inflation with more nitrogen tire fill capability and variable nitrogen purity level flexibility. Major features include:

- Application flexibility - dual setting provides either 95% or 98% N2 purity of the outlet with the twist of a wrist
- Superior productivity - automatic operation, up to six tire simultaneous fill
- Super-fast service times - about 5 minutes for four 225/60R15 tires simultaneously
- Use anywhere - battery powered fill controller provides superior unit portability
- Fill versatility - programmable control head easily accommodates variable pressure settings
- Single tire operation (deflate, vacuum & fill or simply fill) - perfect for new tire installation & top-offs
- 5.1CFM large-bore membrane - high throughput and efficiency

Ascot No.	Mfg. No.	Nitrogen Capacity
119-00215	NTF-515	5.1CFM



Nitrogen Tire Filling Systems

Green Valve Caps for Nitrogen Inflated Tires

Ascot No.	Mfg. No.	Description
468-00207	46800207	Green Plastic Nitrogen Cap
468-00307	46800307	Green Valve O-ring
468-00607	46800607	Nitrogen Sleeve
468-43607	436075	High Quality Green Stamped Chrome
468-59021	590021	Chrome Nitrogen Valve Cap (100/Box)
468-59019	590019	Aluminum Nitrogen Valve Cap (100/Box)



468-00207



468-00607



468-00307



468-43607



468-59019

Haltec Air & Nitrogen Inflation System

Ideal for:

- Fleet Operations
- Tire Service Centers
- Auto Dealerships

89TRL offers a mobile solution for single tire nitrogen inflation. The all-new nitrogen software will purge the air out of any tire size, re-inflate with nitrogen, maintaining its accuracy of .3 PSI. Designate the number of purge cycles to guarantee the purity level needed to obtain the benefits of nitrogen inflation over standard air inflation. Systems also work for standard air inflation.

Ascot No.	Mfg. No.
119-08914	89RTI4B



Parker TS018 Tiresaver Nitrogen Top-Off Inflator

- 1.6 CFM
- Digital PSIG readout
- 1/4" NPT Inlet
- Replaceable membrane cartridge
- Nitrogen replacement hose

Ascot No.	Mfg. No.
119-00018	TS018

Nitrogen Tire Filling Systems

Branick 120A Nitrogen Cylinder Inflation System

The Branick 120A is the solution for a low volume shop that only plans to service one or two vehicles a day or one that's looking to test the nitrogen market.

Features include:

- Fully automatic nitrogen delivery cart
- New plug and battery are industrial grade, built for a tough environment
- Comes standard with 4 lock-on chucks
- Pressure range up to 145 PSI

Ascot No.	Mfg. No.	Working Pressure Range
119-00120	120A	0 - 145 PSI



Branick 485 Nitrogen Inflation System

- The 485 is totally automatic and completely mobile, enabling the operator to wheel the unit directly to any vehicle
- Zero installation costs
- No electrical requirements to operate
- Industrial grade HD battery
- Efficient membrane
- Low maintenance cost
- Connect to any air-line and you're inflating tires. Plug and Play

Ascot No.	Mfg. No.	Nitrogen Capacity
119-00485	485	4.0CFM

Branick 685 Nitrogen Inflation System

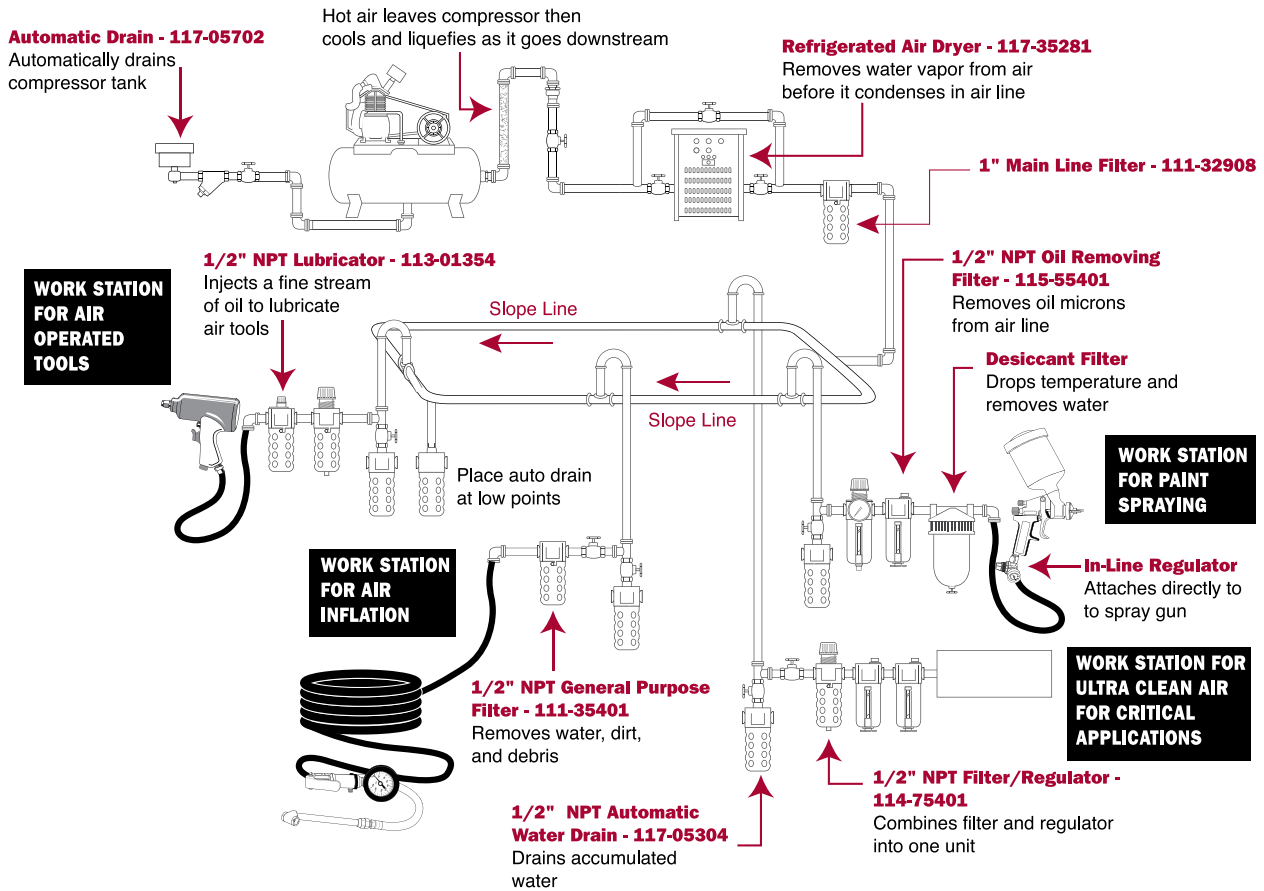
- The 685 has all the features of the Model 485 with added capacity to easily handle SUV and light truck applications
- Retractable hose reels
- Automatic and completely mobile enabling the operator to wheel the unit directly to any vehicle
- No installation costs and no electrical requirements to operate
- Equipped with an industrial grade HD battery

Ascot No.	Mfg. No.	Nitrogen Capacity
119-00685	685	8.0CFM



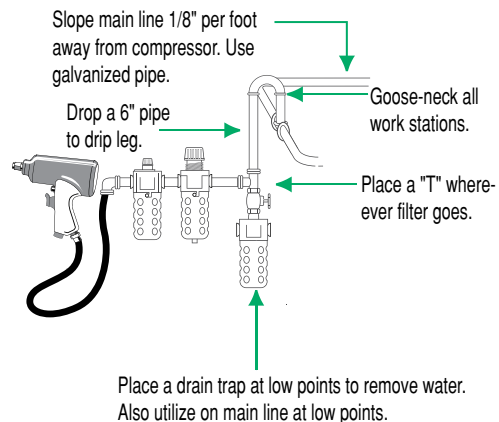
Building An Efficient Air System

Water and dirt cause more problems in compressed air lines than anything else. A typical 7.5 HP compressor brings in an average of 3 gallons of water from the atmosphere per day along with dust and dirt. It is important to eliminate water and dirt from your air system. A good filtration system will extend the life of your tools and eliminate downtime and unnecessary service calls on your equipment.



5 Important Steps to a Work Station Drop

1. Main line filter and regulator should be placed at least 20 feet from the compressor. The air will cool down, allowing much of the water vapor to condense naturally for removal by filtration.
2. Main line piping should slope down from point of origin by 1/8" per foot. Any water in the line will flow down to the lowest point for draining.
3. All line drops (work stations) should be taken from the top of the main line. This prevents water which forms in the main line from flowing into branch lines.
4. Galvanized pipe is recommended when building an air system.
5. Follow illustration when building a work station drop.



Air Preparation Accessories

Electric Automatic Compressor Drain

- Automatically drains filters, compressor tanks, drip legs, aftercoolers and receivers
- Opens and closes valve in 1 to 60 minute cycle times and 1 to 30 second blow down time
- 1/4" NPT connection
- Includes Y-strainer



Automatic Compressor Drain

- Automatically expels liquids from piping network in compressed air systems
- Use in low spots in an air system where water accumulates
- Float type drain features a protective stainless steel screen with umbrella baffle, providing large sump area for oil, sludge and dirt
- 1/2" NPT top threaded port



Ascot No.	Mfg. No.	Description
117-05702	5702S	Electric Automatic Compressor Drain

Ascot No.	Mfg. No.	Description
117-05304	T53-04W	Automatic Drain

Mini In-Line Disposable Desiccant Dryer

- Point-of-use, patented, disposable, mini in-line desiccant dryer removes water vapor, oil vapor and dirt
- Point-of-use on blow guns or spray guns as final protection for critical parts during blow off and paint spraying
- See-through housing shows desiccant bead color change from blue to pink indicating dryer needs to be replaced
- 1/4" NPT connection



In-Line Air Tool Filter

- In-line filter protects air tools from dirt and debris
- 1-9/16" length, 1/2 oz.
- 40 micron sintered bronze element
- Inlet can be attached directly to pneumatic tools
- 1/4" male x 1/4" female NPT



Ascot No.	Mfg. No.	Description	Qty.
117-00010	DFD-10	Disposable Desiccant Dryer	2

Ascot No.	Mfg. No.	Description
117-09132	9132	In-Line Air Tool Filter

Follow the steps below to determine the gallons of water accumulated by a compressed air system per 8 hours of use:

1. Determine the ambient temperature (outside temperature surrounding the dryer) and relative humidity.
2. Locate ambient temperature in first column of water factor chart.
3. Follow the row over to percent of humidity. This indicates the number of gallons accumulated by your air compressor in an 8-hour period.

EXAMPLE

25HP air compressor delivers 100 SCFM.
 Ambient Temperature = 100°F
 Relative Humidity = 60%

Water factor chart number is 31.2

COMPRESSED AIR SYSTEM ACCUMULATES 31.2 GALLONS OF WATER PER 8 HOURS OF USE.

Gallons of Water per 8 Hours @ 100 SCFM

Ambient Air Temperature	20% Humidity	30% Humidity	40% Humidity	50% Humidity	60% Humidity	70% Humidity	80% Humidity	90% Humidity	100% Humidity
120°F	18.6	27.9	37.2	46.5	55.8	65.1	74.4	83.7	93.0
110°F	14.1	21.0	27.9	35.1	42.0	48.9	55.8	63.0	69.9
100°F	10.5	15.6	20.7	26.1	31.2	36.6	41.7	46.8	52.2
90°F	7.8	11.4	15.3	19.2	23.1	26.7	30.6	34.5	38.4
80°F	5.7	8.4	11.1	13.8	16.8	19.5	22.2	24.9	27.9
70°F	3.9	6.0	7.8	9.9	12.0	13.8	15.9	18.0	19.8
60°F	2.7	4.2	5.7	6.9	8.4	9.9	11.1	12.6	14.1
50°F	2.1	3.0	3.9	4.8	6.0	6.9	7.8	8.7	9.9
40°F	1.2	2.1	2.7	3.3	3.9	4.8	5.4	6.0	6.6
30°F	.9	1.2	1.8	2.1	2.7	3.0	3.6	3.9	4.5
20°F	.6	.9	1.2	1.5	1.7	1.9	2.1	2.4	2.7
10°F	.3	.5	.7	.8	1.0	1.2	1.4	1.5	1.8

Filters, Regulators, Lubricators

Filter/Regulator Combination Units

- Combines filter and pressure regulator into one space saving unit
- Output performance equal to an individual filter and regulator
- Reduced pressure outputs of 0-125 PSIG
- Features three position non-rising knob—push to lock, pull to adjust, detach to make tamper resistant
- Available in metal bowl or polycarbonate bowl with metal bowl guard



114-75301

*NOTE: Gauge not included. Sold separately. Ascot part number indicated.



Ascot No.	Mfg. No.	Pipe Size	Adjustment Type	Max. Flow SCFM	Bowl Capacity	Bowl Type	Drain	Gauge Part No.	Operating Temperature	Max. Pressure
114-75200	B752T	1/4"	T-Handle	50	5 Oz.	Poly	Manual	117-01481*	40-125°F	150 PSIG
114-75201	B752WT	1/4"	T-Handle	50	6 Oz.	Metal	Manual	117-01481*	40-175°F	250 PSIG
114-75202	B752FW	1/4"	Knob	50	6 Oz.	Metal	Float Auto	117-01481*	40-125°F	175 PSIG
114-75203	B752Z	1/4"	Knob	50	5 Oz.	Poly	Piston Auto	117-01481*	40-125°F	150 PSIG
114-75300	B753T	3/8"	T-Handle	80	5 Oz.	Poly	Manual	117-01481*	40-125°F	150 PSIG
114-75301	B753WT	3/8"	T-Handle	80	6 Oz.	Metal	Manual	117-01481*	40-175°F	250 PSIG
114-75302	B753FW	3/8"	Knob	80	6 Oz.	Metal	Float Auto	117-01481*	40-125°F	175 PSIG
114-75303	B753Z	3/8"	Knob	80	5 Oz.	Poly	Piston Auto	117-01481*	40-125°F	150 PSIG
114-00754	B754GW	1/2"	Knob	100	6 Oz.	Metal	Manual	Included	40-175°F	250 PSIG
114-75400	B754T	1/2"	T-Handle	100	5 Oz.	Poly	Manual	117-01481*	40-125°F	150 PSIG
114-75401	B754WT	1/2"	T-Handle	100	6 Oz.	Metal	Manual	117-01481*	40-175°F	250 PSIG
114-75402	B754FW	1/2"	Knob	100	6 Oz.	Metal	Float Auto	117-01481*	40-125°F	175 PSIG
114-75403	B754Z	1/2"	Knob	100	5 Oz.	Poly	Piston Auto	117-01481*	40-125°F	150 PSIG



114-03354

Modular Units

- Units include a filter, regulator and lubricator and/or filter, regulator and oil removing filter
- Units equipped with or without OSHA safety lock-out valves
- Gauge included
- Screwdriver only tool needed to connect or disconnect units
- Insert interlocking feature allows simple installation in any location

Ascot No.	Mfg. No.	Pipe No.	Max. Flow Size	Bowl SCFM	Bowl Capacity	Type	Lockout Drain	Operating Valve	Max. Temperature
114-03352	C33352W	1/4"	100	6 Oz.	Metal	Manual	Not Included	40-175°F	250 PSIG
114-13352	VC33352W	1/4"	100	6 Oz.	Metal	Manual	Included	40-175°F	250 PSIG
114-03353	C33353W	3/8"	100	6 Oz.	Metal	Manual	Not Included	40-175°F	250 PSIG
114-13353	VC33353W	3/8"	100	6 Oz.	Metal	Manual	Included	40-175°F	250 PSIG
114-03354	C33354W	1/2"	100	6 Oz.	Metal	Manual	Not Included	40-175°F	250 PSIG
114-13354	VC33354W	1/2"	100	6 Oz.	Metal	Manual	Included	40-175°F	250 PSIG

Filters

General Purpose Filters

- Removes harmful water condensate, pipe scale, dirt and rust from your compressed air system
- Prevents corrosive damage to compressed air equipment and finished products
- Protects components and air tools from premature failure
- Installed upstream of regulators to prevent valve failure
- Also used as pre-filters to oil removing and coalescing filters to ensure high efficiency and long element life in applications such as paint spraying, instrumentation and pharmaceuticals
- Porous sintered bronze element



111-30002



111-35201



111-32908



Ascot No.	Mfg. No.	Pipe Size	Max. Flow SCFM	Bowl Capacity	Bowl Type	Operating Drain	Max. Temperature	Filter Flow	Element
111-30002	F300-02	1/4"	27	1 Oz.	Poly	Manual	40°-125°F	150 PSIG	20 micron
111-35200	F352	1/4"	48	5 Oz.	Poly	Manual	40°-125°F	150 PSIG	40 micron
111-35201	F352W	1/4"	48	6 Oz.	Metal	Manual	40°-160°F	250 PSIG	40 micron
111-35202	F352Z	1/4"	48	5 Oz.	Poly	Piston Auto	40°-125°F	150 PSIG	40 micron
111-35203	F352FW	1/4"	48	6 Oz.	Metal	Float Auto	40°-120°F	175 PSIG	40 micron
111-35300	F353	3/8"	75	5 Oz.	Poly	Manual	40°-125°F	150 PSIG	40 micron
111-35301	F353W	3/8"	75	5 Oz.	Metal	Manual	40°-160°F	250 PSIG	40 micron
111-35302	F353Z	3/8"	75	6 Oz.	Poly	Piston Auto	40°-125°F	150 PSIG	40 micron
111-35303	F353FW	3/8"	75	6 Oz.	Metal	Float Auto	40°-120°F	175 PSIG	40 micron
111-35400	F354	1/2"	100	5 Oz.	Poly	Manual	40°-125°F	150 PSIG	40 micron
111-35401	F354W	1/2"	100	6 Oz.	Metal	Manual	40°-160°F	250 PSIG	40 micron
111-35402	F354Z	1/2"	100	5 Oz.	Poly	Piston Auto	40°-125°F	150 PSIG	40 micron
111-35403	F354FW	1/2"	100	6 Oz.	Metal	Float Auto	40°-120°F	175 PSIG	40 micron
111-37600	F376W	3/4"	230	10 Oz.	Metal	Manual	40°-160°F	250 PSIG	40 micron
111-37601	F376FW	3/4"	230	10 Oz.	Metal	Float Auto	40°-120°F	175 PSIG	40 micron
111-32908	F329-08	1"	300	29 Oz.	Metal	Manual	40°-160°F	250 PSIG	40 micron



115-55301



115-57601

Coalescing/Oil Removing Filters

- Removes submicron particles, particularly oil
- Applications include paint spraying, pneumatic control instrumentation, printing and protection of air bearings
- For maximum efficiency, a pre-filter needs be to installed upstream of oil-removing filter
- Bonded end seals eliminate aerosol leakage past the element
- Inner and outer support ribs are chemical resistant and strengthen element structure
- Drain layers allow filtered elements to drop to bottom of filter with barrier to prevent reentry of drops to downstream air

Ascot No.	Mfg. No.	Pipe Size	Max. Flow SCFM	Bowl Capacity	Bowl Type	Drain	Operating Temperature	Max Pressure	Filter Element
115-55200	F552FW	1/4"	24	6 Oz.	Metal	Float Auto	40°-120°F	175 PSIG	.03 micron
115-55201	F552W	1/4"	24	6 Oz.	Metal	Manual	40°-160°F	250 PSIG	.03 micron
115-55300	F553FW	3/8"	37	6 Oz.	Metal	Float Auto	40°-120°F	175 PSIG	.03 micron
115-55301	F553W	3/8"	37	6 Oz.	Metal	Manual	40°-160°F	250 PSIG	.03 micron
115-55400	F554FW	1/2"	37	6 Oz.	Metal	Float Auto	40°-120°F	175 PSIG	.03 micron
115-55401	F554W	1/2"	37	6 Oz.	Metal	Manual	40°-160°F	250 PSIG	.03 micron
115-57601	F576W	3/4"	60	10 Oz.	Metal	Manual	40°-160°F	250 PSIG	.03 micron
115-50508	F508-08W	1"	300	29 Oz.	Metal	Manual	40°-160°F	250 PSIG	.03 micron
115-50810	F508-10W	1-1/4"	300	60 Oz.	Metal	Manual	40°-160°F	250 PSIG	.03 micron
115-50812	F508-12W	1-1/2"	400	60 Oz.	Metal	Manual	40°-160°F	250 PSIG	.03 micron

Regulators & Lubricators

Regulators

- Specialized control valve reduces upstream supply pressure level to a specified constant downstream pressure
- Regulates air pressure of the air line
- Self-relieving style units
- Available in T-handle or adjustment knob
- Adjustment knob features three position non-rising knob - push to lock, pull to adjust, detach to make tamper resistant
- Reinforced diaphragm for repeated accuracy



112-00378*



112-00352*



112-00262



Ascot No.	Mfg. No.	Pipe Size	Max. Flow SCFM	Adjustment Type	Pressure Gauge Part No.	Gauge Part	Operating Temperature	Operating Pressure
112-00162	R162	1/4"	25	Adjustment Knob	117-01681*	1/8" NPT	40°-120°F	5 to 125 PSIG
112-00262	R262**	1/4"	25	Adjustment Knob	117-01681*	1/8" NPT	40°-120°F	5 to 125 PSIG
112-00352	R352	1/4"	50	Adjustment Knob	117-01481*	(2) 1/4" NPT	40°-120°F	5 to 125 PSIG
112-00353	R353	3/8"	80	Adjustment Knob	117-01481*	(2) 1/4" NPT	40°-120°F	5 to 125 PSIG
112-00354	R354T	1/2"	100	T-Handle	117-01481*	(2) 1/4" NPT	40°-120°F	5 to 125 PSIG
112-00376	R376T	3/4"	220	T-Handle	117-01481*	(2) 1/4" NPT	40°-120°F	5 to 125 PSIG
112-00378	R378T	1"	250	T-Handle	117-01481*	(2) 1/4" NPT	40°-120°F	5 to 125 PSIG
112-03910	R3910	1-1/4"	700	T-Handle	117-01481*	(2) 1/4" NPT	40°-120°F	5 to 125 PSIG
112-03912	R3912	1-1/2"	700	T-Handle	117-01481*	(2) 1/4" NPT	40°-120°F	5 to 125 PSIG

*NOTE: Gauge not included. Sold separately. Ascot part number indicated.

Lubricators

- Injects a fine stream of oil into the air stream to automatically lubricate air operated tools and other devices
- Extends life of downstream components
- Precise control of oil feed with needle valve adjustment knob
- Adds minimal pressure drop to the air system
- Features three position non-rising knob - push to lock, pull to adjust, detach to make tamper resistant
- High air flow
- Precise visual adjustment control
- Low flow to establish drip rate
- "W" is with sight glass and metal bowl



113-00353



113-01353

Ascot No.	Mfg. No.	Pipe Size	Max. Flow SCFM	Bowl Capacity	Bowl Type	Operating Temperature	Max Pressure	Oil Delivery
113-00352	L352	1/4"	16	5 Oz.	Poly	40°-125°F	150 PSIG	2 SCFM
113-01352	L352W	1/4"	16	5 Oz.	Metal	40°-175°F	200 PSIG	2 SCFM
113-00353	L353	3/8"	82	5 Oz.	Poly	40°-125°F	150 PSIG	2 SCFM
113-01353	L353W	3/8"	82	5 Oz.	Metal	40°-175°F	200 PSIG	2 SCFM
113-00354	L354	1/2"	142	5 Oz.	Poly	40°-125°F	150 PSIG	2 SCFM
113-01354	L354W	1/2"	142	5 Oz.	Metal	40°-175°F	200 PSIG	2 SCFM
113-00376	L376W	3/4"	142	10 Oz.	Metal	40°-125°F	150 PSIG	2 SCFM

CALL FOR DETAILS ON REPLACEMENT PARTS ON ALL AIR PREPARATION PRODUCTS.

Hose Reels

High Pressure Hose Reels

- Compact design allows reels to fit into tight locations
- Corrosion resistant powder coated paint
- Extended service life due to permanently lubricated bearings and swivels
- Versatile applications include easy mounts on wall, floor, ceiling or truck
- Air/Water hose included



Ascot No.	Mfg. No.	Hose ID	Hose OD	Hose Length	Hose PSI
124-04435	44350LP	1/4"	.500	35'	300
125-04625	46250LP	3/8"	.640	25'	300
125-05450	54500LP	1/4"	.500	50'	300
125-05635	56350LP	3/8"	.640	35'	300
125-05650	56500LP	3/8"	.640	50'	300
126-05850	A58500LP	1/2"	.781	50'	300

Heavy Duty Industrial Reels

- Compact design
- Substantial support
- Air/Water (OLP), Oil (OMP) or Grease (OHP)
- All steel construction with engineered ribs/forms
- Baked-on powder coat finish provides corrosion resistance



Ascot No.	Mfg. No.	Hose ID	Hose OD	Hose Length	Hose PSI
125-07650	76500LP	3/8"	.688	50'	300
125-07670	76700LP	3/8"	.688	70'	300
126-07850	78500LP	1/2"	.844	50'	300
125-07651	76500MP	3/8"	.690	50'	2250
126-07851	78500MP	1/2"	.815	50'	2000
124-07450	74500HP	1/4"	.590	50'	5000
125-07652	76500HP	3/8"	.750	50'	4000

Nitrogen Hose Reels

- Adjustable guide arm locates to seven positions
- Oversized main shaft increases support
- Long life drive spring
- Easy to mount due to slotted mounting holes for safer and easier installation
- Air/Water hose included
- Model RT650-OLPG specifically designed for dispensing nitrogen gas



Ascot No.	Mfg. No.	Hose ID	Hose OD	Hose Length	Hose PSI
124-04500	RT450-OLP	1/4"	.500	50'	300
125-06350	RT635-OLP	3/8"	.640	35'	300
125-06500	RT650-OLP	3/8"	.640	50'	300
126-08500	RT850-OLP	1/2"	.781	50'	300
125-06501	RT650-OLPG	3/8"	.640	50'	300
126-08501	RT850-OLPG	1/2"	.781	50'	300

Side Mounted Reels/Series RT

- Main drive spring completely containerized and permanently sealed
- Stainless steel torsion spring
- Widened ratchet and latch pawl design greatly reduces wear and increases service life
- High quality brass hose crimpings
- Air/water hose included



Ascot No.	Mfg. No.	Hose ID	Hose OD	Hose Length	Hose PSI
124-45014	RT450-OLPSM	1/4"	.500	50'	300
125-65038	RT650-OLPSM	3/8"	.640	50'	300
125-83512	RT835-OLPSM	1/2"	.500	35'	300
125-85012	RT850-OLPSM	1/2"	.640	50'	300
124-65138	RT650-OMPMSM*	3/8"	.640	50'	1000

*Medium pressure for oil.

Hose Reels (Cont.)

General Industrial Air/Water

- Full flow swivel and heavy gauge steel frame
- All-bolted unitized construction with no welds to fatigue
- Hand Crank (CA) and 12VDC Electric Motor (EA) driven



Ascot No.	Mfg. No.	Hose ID	Hose OD	Hose Length	Hose PSI
126-21120	CA32112L	1/2"	.845	200'	1000
126-31120	CA33112L	3/4"	1.188	100'	1000
126-31180	CA33118L	3/4"	1.188	175'	1000
126-21121	EA32112L12D	1/2"	.845	200'	1000
126-31121	EA33112L12D	3/4"	1.188	100'	1000

Nitro-Pro Nitrogen Reel

- EZ-Coil controlled retraction for greater safety
- Special "Nitrogen green" proprietary "CPC" powder-coated finish for long lasting durability
- Factory-matched lubricated containerized spring motor for trouble free, enduring performance
- 50' of green 3/8" I.D. nitrogen hose & adjustable hose stop
- Nitrogen quality seals in the solid brass, 360-degree swivel inlet



Ascot No.	Mfg. No.	Hose ID	Hose Length	Hose PSI
127-05880	CP-0588	3/8"	50'	300

Low Pressure Hose Reels for Air and Water

- High quality epoxy powder coated steel construction
- Sturdy 1" solid steel axle with 1" self-lubricated precision bearings
- Steel base plate and support post add stiffness reducing vibration
- Multi-position guide arm adjusts to 10 different mounting positions
- 8-position locking ratchet secures hose at desired length
- Self-retracting spring return reels
- Factory balanced cartridge-style spring motor provides safe maintenance
- Solid brass NPT swivel with stainless steel stud bolts to reel
- Made in the U.S.A.



Ascot No.	Mfg. No.	Hose ID	Hose OD	Hose Length	Hose PSI
124-13500	P-LP-135	1/4"	1/2"	35'	250
124-15000	P-LP-150	1/4"	1/2"	50'	250
124-33500	P-LP-335	3/8"	21/32"	35'	250
125-35004	P-LP-350	3/8"	21/32"	50'	250
126-42500	P-LP-425	1/2"	27/32"	25'	250
126-43500	SH-N-435	1/2"	27/32"	35'	250
126-45000	SH-N-450	1/2"	27/32"	50'	250
126-52500	SH-N-525	3/4"	1-5/32"	25'	250

C-Series Low Pressure Hose Reels

- Reels ideally suited for plant maintenance, service trucks or other industrial functions
- Standard hose for air and water
- Single set screw to access spring casing
- Drive spring mechanism lubricated for life
- One piece combination latch, spring arbor, main bearing and spool support for fewer moving parts
- Brass swivel reduces corrosion potential
- Durable powder coated finish



HOSETRACT

Ascot No.	Mfg. No.	Operating Pressure	Hose ID	Hose Length	Ship Weight
125-35000	LC-350	300 PSI	3/8"	50'	54 Lbs.
125-55000	LC-550	300 PSI	1/2"	50'	60 Lbs.

Hose Reels (Cont.)

Safety Series Hose Reels

- Equipped with the EZ-COIL™ Rewind Safety System
- 80% Slower Retraction than that of conventional hose reels
- Controlled retraction reduces workplace accidents
- EZ-COIL™ requires no electricity
- 0-1 ft.-lbs. of impact at end of the recoil cycle and 0-1 ft.-lbs. "Whipping Radius"
- Auto-rewind for fast easy pay out and take up
- High-quality heavy duty steel construction
- Durable on-corrosive electrostatic powder coat finish
- Adjustable hose stop
- Sturdy double supported solid steel 1" axle
- Multi-position arm guide adjusts for wall, ceiling or floor mounting
- Available in low, medium and high pressure
- "Safe-Replace" factory balanced cartridge style spring motor
- Multi-position locking ratchet secures hose at desired length
- Made in the U.S.A.



Ascot No.	Mfg. No.	Hose ID	Hose Length	Hose PSI	Max. Temp.
125-00325	EZ-P-LP-325	3/8"	25'	300	150°F
125-00350	EZ-P-LP-350	3/8"	50'	300	150°F
126-00425	EZ-P-MP-425	1/2"	25'	2500	250°F
126-00450	EZ-MP-450	1/2"	50'	2500	250°F
126-01450	EZ-SH-450	1/2"	50'	250	150°F

Medium Pressure Hose Reels for Air, Water & Oil

- High quality epoxy powder coated steel construction
- Sturdy, double supported 1" solid steel axle with 1" self-lubricated precision bearings
- 8-position locking ratchet secures hose at desired length
- Multi-position guide arm adjusts to 10 different mounting positions
- 1/4" steel base plate and support post
- Self-retracting spring return reels
- Factory balanced cartridge-style spring motor
- Solid brass NPT swivel with stainless steel stud bolts to reel for non-corrosive, long lasting strength and performance



Ascot No.	Mfg. No.	Hose ID	Hose OD	Hose Length	Hose PSI
125-32500	P-MP-325	3/8"	5/8"	25'	3000
125-33502	P-MP-335	3/8"	5/8"	35'	3000
125-35002	MP-N-350	3/8"	5/8"	50'	3000
126-42501	P-MP-425	1/2"	3/4"	25'	2500
126-43000	P-MP-430	1/2"	3/4"	30'	2500
126-43501	MP-N-435	1/2"	3/4"	35'	2500
126-45003	MP-N-450	1/2"	3/4"	50'	2500

Cord Reels Open Style

- For indoor, non-weather-tight applications only
- All models UL listed at 115 volt 60 hz single phase; reels without cord suitable for 220 volt
- Incandescent bulb 75 watt maximum
- Cord Included

Ascot No.	Mfg. No.	Wire Size AWG	No. of Wires	Cord Length	Volts	Max Amps
Incandescent						
312-40351	L40351631	16	3	35'	115	13
312-40501	L40501631	16	3	50'	115	13
Florescent						
312-40352	L40351622	16	2	35'	115	0.3
312-40502	L40501622	16	2	50'	115	0.3
Single Outlet						
312-40353	L40351633	16	3	35'	115	13
312-40503	L40501633	16	3	50'	115	13
312-45453	L45451233	12	3	45'	115	25



Hose Reels (Cont.)

Lightweight, Durable, PVC Reels

- Lightweight, easy to handle
- Standard pivot bracket so the reel can swing from side to side
- Made of corrosion proof, tough polypropylene
- Design both protects the hose and allows easy cleaning of both hose and reel
- Hose included



Ascot No.	Mfg. No.	Hose ID	Hose PSI	Hose Length	Application
125-03650	SGA36500LP	3/8"	232	50'	Air/Water
125-03665	SGA36650LP	3/8"	232	65'	Air/Water
126-03850	SGA38500LP	1/2"	232	50'	Air/Water
126-03851	SWA38500LP	1/2"	145	50'	Water
126-03852	SHA38500LP	1/2"	232	50'	Hot Water
126-03853	SCA38500LP	1/2"	232	50'	Chemical

Hose Products

Blow Guns

- Non-restricted, full pressure performance
- Sturdy, high-tech composite material
- Light weight ergonomic design
- Variable air flow
- 1/4" Female NPT



128-72025


128-72021

128-72023

Ascot No.	Mfg. No.	Nozzle	Description
128-72021	27202OSH	Venturi	High-output, OSHA-Compliant
128-72022	27202SIL	Silent	Quiet, OSHA Compliant
128-72023	27202PRE	Standard	Standard, Non-Scratch Nozzle
128-72024	27202ECR	Air Shield	Unique Air Shield Nozzle
128-72025	27202MTL	Metal	Durable Metal Nozzle

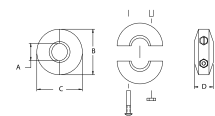
Hose Cutter

- Hand tool for straight, even, clean cut on heater, air conditioning and braided rubber or plastic hose up to 1-1/8" diameter



Ascot No.	Mfg. No.	Description
137-10010	10010	Hose Cutter
137-10011	10011	(2) High Grade Carbon Steel Replacement Blades

Hose Stops & Guards



Ascot No.	Mfg. No.	Hose Guard Fitting	Hose ID	OD
127-01310	131	237-1	1/4"	1/2"
127-01313	131-3	237-1	3/8"	21/32"
127-01314	131-4	398-1	1/2"	3/4"

Air Hoses

Heavy Duty Air Hose

- Smooth red rubber with NPT fittings
- Lightweight and flexible
- Versatile and oil resistant
- Crimped ends
- Rated at 300 PSI working pressure



Ascot No.	Mfg. No.	Hose ID	NPT	Hose Length
121-51225	512-25	1/4"	1/4"	25'
121-51250	512-50	1/4"	1/4"	50'
121-51210	512-100	1/4"	1/4"	100'
121-51255	512-500	1/4"	---	500'
121-51450	514-500	3/8"	---	500'
121-55225	552-25	3/8"	1/4"	25'
121-55250	552-50A	3/8"	1/4"	50'
121-55210	552-100A	3/8"	1/4"	100'
121-55525	555-25*	3/8"	1/4"	25'
121-55550	555-50A*	3/8"	1/4"	50'
121-55510	555-100*	3/8"	1/4"	100'
121-51525	515-25	1/2"	1/2"	25'
121-51550	515-50	1/2"	1/2"	50'
121-51510	515-100	1/2"	1/2"	100'
121-51500	515-500	1/2"	---	500'

*NOTE: Gauge not included. Sold separately. Ascot part number indicated.
 *500 ft. reels (bulk) do not have fittings.

Premium Rubber Air Hose

- Smooth cover
- 300 PSI W.P. - 1,200 PSI burst pressure
- For heavy duty service



Ascot No.	Mfg. No.	Hose ID	Hose Length	NPT	Weight
127-04425	W44RJ25VSL	1/4"	25'	1/4"	4 Lbs.
127-04450	W44RJ50VSL	1/4"	50'	1/4"	8 Lbs.
127-44100	W44RJ100VSL	1/4"	100'	1/4"	15 Lbs.
127-06425	W64RJ25VSL	3/8"	25'	1/4"	5 Lbs.
127-06450	W64RJ50VSL	3/8"	50'	1/4"	9 Lbs.
127-64100	W64RJ100VSL	3/8"	100'	1/4"	17 Lbs.
127-08425	W84RJ25VSL	1/2"	25'	1/2"	6 Lbs.
127-08450	W84RJ50VSL	1/2"	50'	1/2"	12 Lbs.
127-84100	W84RJ100VSL	1/2"	100'	1/2"	24 Lbs.

Light Weight Premium PVC Air Hose

- Smooth cover
- 300 PSI W.P. - 1,200 PSI burst pressure
- Applications: automotive, paint & body shops, construction, general industry



Ascot No.	Mfg. No.	Hose ID	Hose Length	NPT	Weight
127-04625	W46DBLJ25VSL	1/4"	25 ft.	1/4"	3 lbs.
127-04650	W46DBLJ50VSL	1/4"	50 ft.	1/4"	6 lbs.
127-46100	W46DBL100VSL	1/4"	100 ft.	1/4"	12 lbs.
127-06625	W66TBLJ25VSL	3/8"	25 ft.	1/4"	4 lbs.
127-06650	W66TBLJ50VSL	3/8"	50 ft.	1/4"	7 lbs.
127-66100	W66TBLJ100VSL	3/8"	100 ft.	1/4"	13 lbs.

Whip Hose

- Flexible neoprene hose
- Rated at 300 PSI
- Coupled 1/4" male NPT ball swivel at one end and 1/4" female NPT fitting at the other end
- Used between quick coupler and air tool to protect coupler from harmful impact
- Reduces kinking and twisting of air hose



Ascot No.	Mfg. No.	Description
127-37240	596-6	3/8" x 24" (1/4" x 1/4") Lead-In
127-37720	597-6	3/8" x 72" (1/4" x 1/4") Lead-In
127-59820	598-2	1/2" x 24" (1/2" x 3/8") Lead-In
127-59920	599-2	1/2" x 24" (1/2" x 1/2") Lead-In
127-59720	597-2	1/2" x 24" (1/2" x 1/4") Lead-In

Safe Coil Hoses


- Stretches and recoils like a telephone cord
- Full 360° swivel at each end
- Rated for working pressures up to 300 PSI



Ascot No.	Mfg. No.	Hose ID	Hose Length	NPT	Std. Pack
123-00412	4-12	1/4"	12'	1/4"	1
123-00425	4-25	1/4"	25'	1/4"	1
123-00450	4-50	1/4"	50'	1/4"	1
123-00625	6-25A	3/8"	25'	1/4"	1
123-00650	6-50A	3/8"	50'	1/4"	1

Air Line Couplers and Plugs

1/4" Lincoln Long Nose



- Brass plated couplers with hardened steel balls and stainless steel springs
- Plugs heat-treated to reduce wear on critical mating surfaces
- Interchange with Lincoln "Long Nose Series" as well as units produced by other manufacturers



131-61486


131-61548

131-61550


Ascot No.	Schrader No.	Dill No.	Amflo No.	Thread	NPT
Couplers					
131-61486	3527	N/A	C27	Male	1/4"
131-61548	3528	123	C28	Female	1/4"

Ascot No.	Schrader No.	Dill No.	Amflo No.	Thread	NPT
Adapter Plugs					
131-61550	3531	126	CP27	Male	1/4"
131-61551	3532	125	CP28	Female	1/4"

1/4" Aro Series



- Brass plated couplers with hardened steel balls and stainless steel springs
- Plugs heat-treated to reduce wear on critical mating surfaces
- Interchange with Aro 210 series as well as units produced by other manufacturers
- Maximum working pressure 300 PSI




131-61526

131-61528

Ascot No.	Schrader No.	Dill No.	Amflo No.	Thread	NPT
Couplers					
131-61526	3526	8888	C38	Female	1/4"
131-61527	3525	N/A	C37	Male	1/4"
131-08888	Dill 8888	Push- to-Connect		Female	1/4"

Ascot No.	Schrader No.	Dill No.	Amflo No.	Thread	NPT
Adapter Plugs					
131-61529	3530	8889	CP38	Female	1/4"
131-61528	3529	88891	CP37	Male	1/4"

1/4" Automotive Standard (Tru-Flate)



- Brass plated couplers with hardened steel balls and stainless steel springs
- Plugs heat-treated to reduce wear on critical mating surfaces
- Interchange with Tru-Flate 10 and 100 type series as well as units produced by other manufacturers
- Maximum working pressure 300 PSI



131-61523

131-61524

131-61539

Ascot No.	Schrader No.	Dill No.	Amflo No.	Thread	NPT
Couplers					
131-61523	3504	D-13	C2	Female	1/4"
131-61524	3503	D-12	C1	Male	1/4"

Ascot No.	Schrader No.	Dill No.	Amflo No.	Thread	NPT
Adapter Plugs					
131-61539	3507	D-3C	CP2	Female	1/4"
131-61538	3506	D-2C	CP1	Male	1/4"

Air Line Couplers and Plugs

1/4" Industrial Interchange Series

TYPE D

- Brass plated couplers with hardened steel balls and stainless steel springs
- Plugs heat-treated to reduce wear on critical mating surfaces
- Interchange with Aro, Foster, Milton as well as units produced by other manufacturers
- Maximum working pressure 300 PSI



131-61573

131-61574

131-61579

Ascot No.	Schrader No.	Dill No.	Amflo No.	Thread	NPT
Couplers					
131-61573	5142-12	102	C20	Female	1/4"
131-61574	5141-12	103	C21	Male	1/4"

Ascot No.	Schrader No.	Dill No.	Amflo No.	Thread	NPT
Adapter Plugs					
131-61579	5139-11	109	CP20	Female	1/4"
131-61578	5138-11	110	CP21	Male	1/4"

1/2" Automotive Series

TYPE F

- Brass plated couplers with hardened steel balls and stainless steel springs
- Plugs heat-treated to reduce wear on critical mating surfaces
- Maximum working pressure 300 PSI



131-61563

131-61471

131-61569

Ascot No.	Schrader No.	Dill No.	Amflo No.	Thread	NPT
Couplers					
133-61563	3512	D-17	C10	Female	1/2"
133-61564	3511	D-16	C9	Male	1/2"

Ascot No.	Schrader No.	Dill No.	Amflo No.	Thread	NPT
Adapter Plugs					
133-61569	3514	D-3F	CP10	Female	1/2"
133-61568	3513	D-2F	CP9	Male	1/2"
133-61474	3537	D-0F	CP9-03	Male	3/8"
133-01855	1855	N/A	N/A	Male	1/4"

Ascot No.	Dill No.	Description	Thread	NPT
131-61471	D-17R	Steel Coupler w/ Sleeve Ring	Female	1/2"

3/8" Automotive Series

TYPE G

- Brass plated couplers with hardened steel balls and stainless steel springs
- Plugs heat-treated to reduce wear on critical mating surfaces
- Maximum working pressure 300 PSI



131-61476

131-61478

131-61480

Ascot No.	Schrader No.	Dill No.	Amflo No.	Thread	NPT
Couplers					
132-61476	3521	D-15C	C8	Female	1/4"
132-61478	NA	N/A	C7	Male	1/4"
132-61553	3516	D-15C	C6	Female	3/8"
132-61554	3515	N/A	C5	Male	3/8"

Ascot No.	Schrader No.	Dill No.	Amflo No.	Thread	NPT
Adapter Plugs					
132-61481	3520	D-1E	CP8	Female	1/4"
132-61480	3519	D-0E	CP7	Male	1/4"
132-61559	3518	D-3E	CP6	Female	3/8"
132-61558	3517	D-2E	CP5	Male	3/8"

Air Line Couplers and Plugs (Cont.)

1/4" Retreader Series



134-61544

134-61545

134-61543

Ascot No.	Description	Schrader No.	Amflo No.
134-61544	Female 1/4" NPT Steel Plug (.302-32 Std.)	3508	CP12
134-61545	Female 1/4" NPT Brass Coupler With Sleeve	N/A	C2RB
134-61487	Female 1/4" NPT Steel Coupler	3505	C2R
134-61552	Female 1/4" NPT Plug (.482 - 26-3/4")	3510	61-552
134-61543	Male 1/4" NPT Plug (.302-32 inner & outer thread)	3533	CPI-302

Combo Coupler®

- One coupler fits 1/4" Aro Style, 1/4" Automotive Standard and 1/4" Industrial Interchange plugs



135-61260

Ascot No.	Description	Schrader No.	Mfg. No.
135-61240	1/4" Series, 1/4" NPT Female	—	C60
135-61241	1/4" Series, 1/4" NPT Male	—	C61

Parker E-Z to Connect/Disconnect Coupling

- E-Z-Mate is an exhaust type coupler designed to exhaust air pressure prior to disconnection
- Valve sleeve acts as integral shut-off valve
- Meets ISO 4414 requirements
- Built-in sleeve-lok mechanically locks the valve sleeve

Female Couplers

Ascot No.	Part No.	Body Size	Thread Size
131-02514	EZ-251-4FP	1/4"	1/4-18
131-02516	EZ-251-6T	1/4"	3/4-18
132-03716	EZ-371-6T	3/8"	3/8-18
132-03718	EZ-371-8T	3/8"	1/2-14
133-05018	EZ-501-8T	1/2"	1/2-14
133-05012	EZ-501-12T	1/2"	3/4-14
133-75112	EZ-751-12T	3/4"	3/4-14
133-75116	EZ-751-16T	3/4"	1-11-1/2

Hansen Universal Auto-Flo Couplings

- High flow coupling designed for use with compressed air
- First automatic universal coupling designed to operate with industrial, ARO 210 and Tru-Flate Interchange plugs



Ascot No.	Mfg. No.	Description
135-00023	B23AS-25F	Female 1/4" NPT Coupler
135-00123	B23AS-25M	Male 1/4" NPT Coupler

Hi-Flo/HVLP Coupler

- Designed for air tools and paint spray equipment
- Provides up to 50% more air flow than conventional couplers
- Hi-Flo couplers/plugs for use with sanders, grinders and high air usage tools
- HVLP couplers for use with paint spray guns



135-00910



135-00901

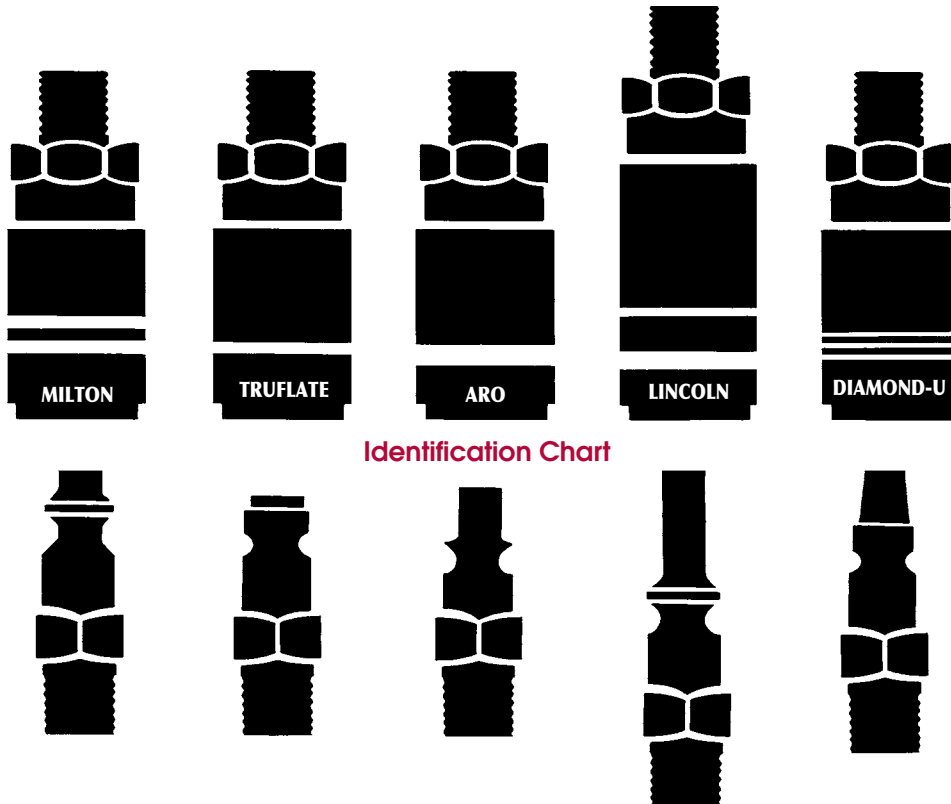
Ascot No.	Amflo No.	Description
135-00900	C90	1/4" FNPT Hi-Flo/HVLP Coupler-Brass
135-00910	C91	1/4" MNPT Hi-Flo/HVLP Coupler-Brass
135-00980	C98	1/4" FNPT Hi-Flo Coupler-Steel
135-00901	CP90	1/4" FNPT Hi-Flo Plug-Steel
135-00911	CP91	1/4" MNPT Hi-Flo Plug-Steel



Nipples

Ascot No.	Part No.	Body Size	NPT	Thread
131-17000	CP17	1/2"	1/2"	Male
131-18000	CP18	1/2"	1/2"	Female
133-17030	CP1703	1/2"	3/8"	Male

Air Line Couplers and Plugs (Cont.)



Identification Chart

Schrader	Amflo	Camel	Dill	Milton
1/4" Tru-Flate Automotive Type				
3503	C1	61-524	D-12	786
3504C-D	-	-	-	-
3504	C2	61-523	D-13	785
3505	C2R	61-487	D-13R	787
3506	CP1	61-538	D-2C	783
3507	CP2	61-539	D-3C	784
3508	CP12	-	D-6C	779
3510	CP14	61-552	D-7CR	481
3533	CP1-302	61-544	D-5C	-
1/4" "ARO" Speed Series Type				
3526	C38	61-526	8888	775
3529	CP37	61-528	8891	777
3530	CP38	61-529	8889	778
1/4" Industrial Interchange Type				
5138-11	CP21	61-578	110	727
5138-12	-	-	-	-
5139-11	CP20	61-579	109	728
5139-12	-	-	-	-
5140-12	C21-103	-	-	719
5141-12	C21	61-574	103	716
5142-12	C20	61-573	102	715
5142C-D	-	61-572	-	711
5223-11	CP21-42	-	-	736
5263-11	CP21-103	61-535	115	733
5263-12	C20-23	-	-	718

Schrader	Amflo	Camel	Dill	Milton
1/4" Lincoln Long Stem Type				
3528	C28	61-548	123	790
3531	CP27	61-550	126	791
3532	CP28	61-551	125	792
3/8" Tru-Flate Type				
3515	C5	61-554	-	1806
3516	C6	61-553	D-15	1805
3517	CP5	61-558	D-2E	1807
3518	CP6	61-559	D-3E	1808
3519	CP7	61-480	D-03	1809
3520	CP8	61-481	-	1810
3521	C8	61-476	D-15C	1803
3/8" Industrial Interchange Type				
3541	C26	61-482	117	1835
3542	CP25	61-484	122	1837
3543	CP26	61-485	121	1837
1/2" Tru-Flate Type				
3511	C9	61-564	D-16	1818
3512	C10	61-563	D-17	1815
-	C10R	61-471	D-17R	-
3513	CP9	61-568	D-2F	1817
3514	CP10	61-569	D-3F	1818
3537	CP9-03	61-474	D-0F	1819

Air Tank, Blow Gun & Hose Adapters

Air Tanks

- Patented built-in pressure by-pass valve
- Easy to read pressure gauge
- Heavy-gauge steel construction
- Maximum pressure up to 125 PSI
- Portable design with easy carrying handle
- 4 foot rubber hose
- Durable valve chuck



Ascot No.	Mfg. No.	Description	Shipping Wt.
129-01010	W-1010A	10-Gallon Air Tank	26 Lbs.

Standard Blow Gun

- Rugged construction with hang hook
- Accepts a full range of accessories



Ascot No.	Mfg. No.
128-20000	200K

Solid Brass Female Crosses

- Excellent for running several air lines from a common supply hose



Ascot No.	Mfg. No.	NPT Thread
136-00344	344X	1/4"
136-00366	366X	3/8"

Solid Brass Female Tees

- Use to run two lines from a common feed



Ascot No.	Mfg. No.	NPT Thread
136-01344	344T	1/4"
136-01366	366T	3/8"

Solid Brass Swivel

- Simple design is excellent to stop hoses from kinking or for use in pneumatic equipment applications



Ascot No.	Mfg. No.	NPT Thread
136-34490	344R90	1/4" Male/Female Swivel

Brass In-Line Swivels

- Simple design is excellent to stop hoses from kinking or for use in pneumatic equipment applications



Ascot No.	Mfg. No.	Description
136-02344	344R	1/4" Male/Female NPT
136-02366	366R	3/8" Male/Female NPT

Uniswivel

- Features a full 360° swivel to keep hose from twisting when using air operated tools and while paint spraying



Ascot No.	Mfg. No.	Description
136-03344	344U	1/4" NPTF x 1/4" NPTM

Standard Male Hose Barb Fittings

- Select fitting to match hose ID
- Fittings must be secured to hose with either a hose clamp or crimped-on ferrule



Ascot No.	Mfg. No.	NPT Thread	Hose ID
136-00403	403	1/4"	3/16"
136-00398	398	3/8" -24"	1/4"
136-00401	401	1/4"	1/4"
136-00604	604	3/8"	1/4"
136-00406	406	1/4"	3/8"
136-00606	606	3/8"	3/8"
136-00806	806	1/2"	3/8"
136-00408	408	1/4"	1/2"
136-00608	608	3/8"	1/2"
136-00808	808	1/2"	1/2"
136-00813	813	3/4"	1/2"
136-00812	812	1/2"	3/4"
136-00818	818	1"	1"

Hose Adapters

Reusable Hose Repair Fittings

- Makes air tight connection without using hose clamps
- Must closely match hose OD (outer diameter) and ID (inner diameter) accurately before ordering
- Minimum order is box of ten

Male Pipe Thread



Ascot No.	Mfg. No.	Hose OD	Hose ID	NPT
137-00418	418	1/2"	1/4"	1/4"
137-00439	439	9/16"	1/4"	1/4"
137-00419	419	19/32"	1/4"	1/4"
137-00420	420	5/8"	1/4"	1/4"
137-00520	520	5/8"	5/16"	1/4"
137-00620	620	5/8"	3/8"	1/4"
137-00621	621	21/32"	3/8"	1/4"
137-00623	623	23/32"	3/8"	1/4"
137-00624	624	21/32"	3/8"	3/8"
137-00625	625	23/32"	3/8"	3/8"
137-00828	828	7/8"	1/2"	1/2"

Female Pipe Thread



Ascot No.	Mfg. No.	Hose OD	Hose ID	NPT
137-01418	418F	1/2"	1/4"	1/4"
137-01439	439F	9/16"	1/4"	1/4"
137-01520	520F	5/8"	5/16"	1/4"
137-01621	621F	21/32"	3/8"	1/4"
137-01623	623F	23/32"	3/8"	1/4"
137-01624	624F	21/32"	3/8"	3/8"

Hose Splicers



Ascot No.	Mfg. No.	Hose OD	Hose ID
137-11520	520S	5/8"	5/16"
137-11621	621S	21/32"	3/8"
137-11623	623S	23/32"	3/8"

Male Pipe Couplings

- Solid Brass NPT



Ascot No.	Mfg. No.	Male NPT	Male NPT
137-00324	324	1/8"	1/4"
137-00344	344	1/4"	1/4"
137-00346	346	3/8"	1/4"
137-00366	366	3/8"	3/8"
137-00388	388	1/2"	1/2"
137-00389	389	3/4"	3/4"

Bushings and Adapters

- Solid Brass



Ascot No.	Mfg. No.	Male NPT	Female NPT
137-01324	324F	1/4"	1/8"
137-01342	342F	1/8"	1/4"
137-01346	346F	3/8"	1/4"
137-01348	348F	1/2"	1/4"
137-01364	364F	1/4"	3/8"
137-01368	368F	1/2"	3/8"
137-01389	389F	3/4"	1/2"

Pipe Coupling Female NPT

- Solid Brass



Ascot No.	Mfg. No.	Male NPT
137-01344	344F	1/4" x 1/4"

Standard Hose Crimper

- Provides production capability and "big tool" crimping advantages at a much lower cost
- Heavy duty ductile iron casting and hardened steel dies for long service life and positive crimping
- With five dies for crimping 1/4" single braid to 3/8" double braided hose



Ascot No.	Mfg. No.	Description
137-08550	855	Standard Hose Crimper
137-08551	855A	Same Tool As Crimper Above Except Largest Die Is Replaced By 7/16" For Crimping 3/16" Hose

Hose Fittings

Hose Crimper Replacement Dies

- Replacement dies for Hose Crimper (Ascot No. 137-08550 and Ascot No. 137-08851)

Ascot No.	Mfg. No.	Die Size
137-08561	856-1	5/8"
137-08532	856-2	37/64"
137-08563	856-3	17/32"
137-08564	856-4	31/64"
137-08565	856-5	11/16"
137-08567	856-7	7/16"
137-08568	856-8	3/4"
137-08569	856-9	13/16"
137-85610	856-10	3/8"



137-08563

Hose Crimper Kit

- Kit is complete with standard crimper ferrules, hose barbs, splicer & directions needed to make up hoses in the field
- Organized in a plastic tote
- Contents: Hose Barbs: 10; Hose Splicers: 10; Ferrules: 20; Standard Crimper: 1



Ascot No.	Mfg. No.
137-00855	855K

Oetiker 2-Ear Clamps

- Especially suited for industrial or heavy vibrating equipment
- Medium pressure clamp that is used for maintenance and OEM applications
- Rubber hose, plastic tubing, coaxial and electrical cable, rope are easily clamped
- For air, fluid, gas, steam line



Ascot No.	Mfg. No.	Nominal Size	Inches Closed-Open	MM Closed-Open	Inner Inches	Width of Ear
316-00507	507	1/4"	.197-.276"	5-7 mm	.236"	6.0 mm
316-00709	709	5/16"	.276-.354"	7-9 mm	.276"	7.0 mm
316-00911	911	7/16"	.355-.433"	9-11 mm	.276"	7.0 mm
316-01113	1113	1/2"	.433-.512"	11-13 mm	.276"	7.0 mm
316-01315	1315	9/16"	.512-.591"	13-15 mm	.295"	7.5 mm
316-01518	1518	5/8"	.591-.708"	15-18 mm	.315"	8.0 mm
316-01720	1720	3/4"	.669-.787"	17-20 mm	.335"	8.5 mm
316-01922	1922	13/16"	.748-.866"	19-22 mm	.354"	9.0 mm
316-02023	2023	7/8"	.787-.905"	20-23 mm	.354"	9.0 mm
316-02225	2225	15/16"	.866-.984"	22-25 mm	.394"	10.0 mm
316-02327	2327	1"	.905-1.063"	23-27 mm	.394"	10.0 mm

Brass Ferrules

- For use with hose barb fittings
- Use with hose crimper (Ascot No. 137-08550)
- 50 per box



137-73255

Ascot No.	Mfg. No.	Ferrule I.D.
137-73215	7321-50	.478"
137-73225	7322-50	.500"
137-73235	7323-50	.527"
137-73255	7325-50	.562"
137-73265	7326-50	.593"
137-73275	7327-50	.625"
137-73285	7328-50	.656"
137-73295	7329-50	.687"
137-73305	7330-50	.718"
137-73315	7331-50	.750"
137-73325	7332-50	.781"
137-73335	7333-50	.812"
137-73345	7334-50	.825"
137-73355	7335-50	.850"
137-39525	3952-50	.875"
137-50291	5029A-50	.900"
137-72421	7242A-50	.937"

Oetiker 2-Ear Clamp Service Kit

- Service kit contains the following sizes: (15) 5/16"; (15) 7/16"; (15) 1/2"; (15) 9/16"; (12) 5/8"; (12) 3/4"; (12) 7/8"; (12) 15/16"; (12) 1"; and (1) pair straight jaw pincers



Ascot No.	Description
316-91098	Complete Kit
316-01098	Pincer Only