

OCR10-M69401EN

# Introduction

1. 4BY2 SERIES, 6BY2 SERIES was added to Electronics Control System for 6LY3 SERIES, 6SY-STP, 8SY-STP, 4BY SERIES, 6BY SERIES, and this parts catalog was issued as a supplement version.

	Parts catalog No.	Date of issue	Remarks
First edition	000Y00R6940	Dec. , 2007	No need
1st edition(supplement)	OCR10-G69401	Mar, 2009	

2. This parts catalog dose not contain the technical data needed for maintenance service.
3. The illustrations used in this parts catalog have been simplified for clarity.
4. The contents of this parts catalog are subject to change without notice.
5. Be sure to use only Yanmar genuine parts for repairs. If imitation parts are used, it may cause engine defects.

# Contents

OCR10-M69401

Fig. No. Fig. Name

## ELECTRONICS CONTROL SYSTEM

1. CONTROL KIT(SINGLE/6LY3)
2. CONTROL KIT(PORT&STARBOARD/6LY3)
3. CONTROL KIT(CENTER/6LY3)
4. INTERFACE KIT(6LY3)
5. CONTROL KIT(SINGLE/6,8SY)
6. CONTROL KIT(PORT&STARBOARD/6,8SY)
7. CONTROL KIT(CENTER/6,8SY)
8. INTERFACE KIT(6,8SY)
9. SECOND STATION KIT(6LY3/6,8SY)
10. CONTROL KIT(6,8SY)
11. CONTROL KIT(CLASSIC/4,6BY)
12. CONTROL KIT(PORT SP/4,6BY)
13. CONTROL KIT(STARBOARD SP/4,6BY)
14. CONTROL KIT(SINGLE UL/4,6BY)
15. CONTROL KIT(PORT UL/4,6BY)
16. CONTROL KIT(STARBOARD UL/4,6BY)
17. HARNESS ASSY
18. CONTROL HEAD ASSY
19. CABLE ASSY
20. PANEL ASSY
21. DISPLAY ASSY
22. DISPLAY ASSY(DUAL)
23. INTERFACE ASSY
24. GAUGE ASSY(LCD)

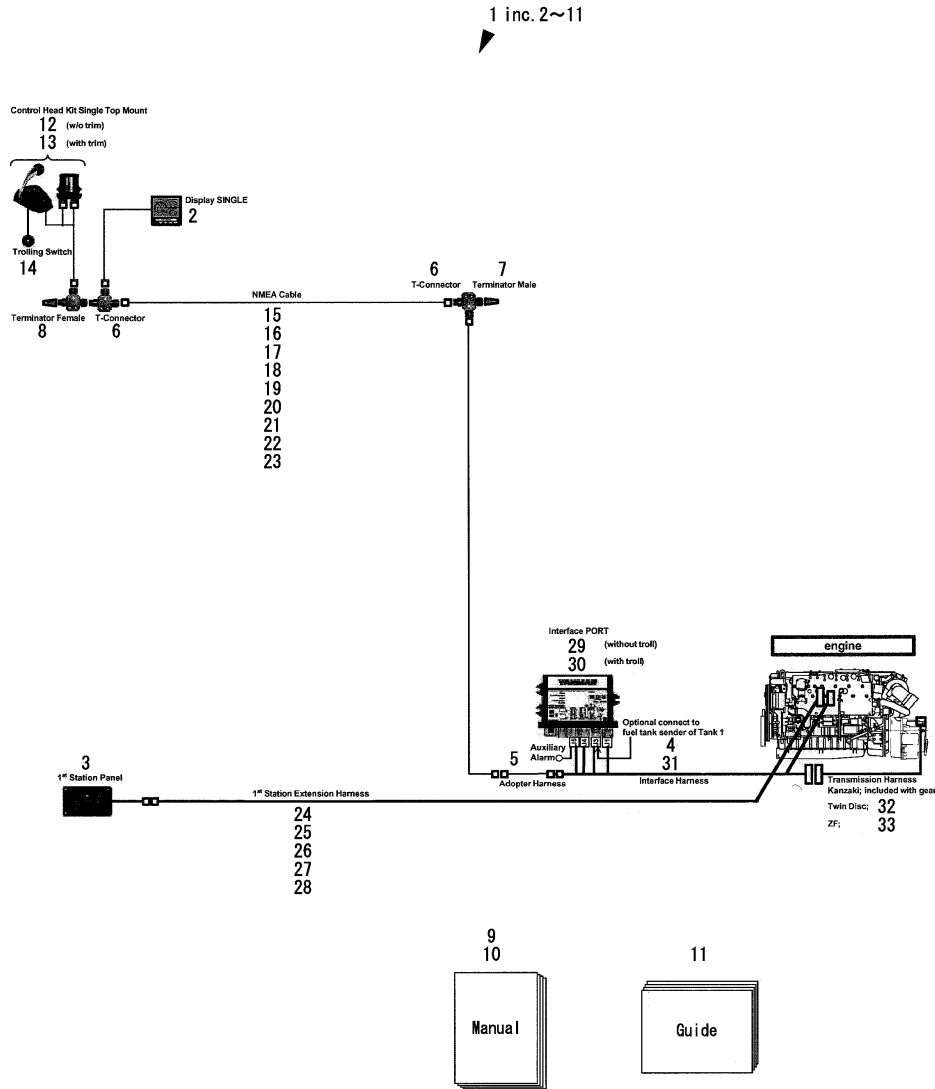
Fig. No. Fig. Name

25. GAUGE ASSY(SERIAL)
26. GAUGE ASSY(ANALOG)
27. HARNESS ASSY(GAUGE)
28. MANUAL ASSY
29. CONTROL KIT(SINGLE UL/4,6BY)
30. CONTROL KIT(PORT SP/4,6BY)
31. CONTROL KIT(STARBOARD SP/4,6BY)
32. CONTROL KIT(SINGLE UL/4,6BY)
33. CONTROL KIT(PORT UL/4,6BY)
34. CONTROL KIT(STARBOARD UL/4,6BY)

Fig.1. CONTROL KIT(SINGLE/6LY3)

(A)=6LY3 SERIES  
(B)=6SY-STP  
(C)=8SY-STP

(D)=4BY(2) SERIES  
(E)=6BY(2) SERIES  
(F)=



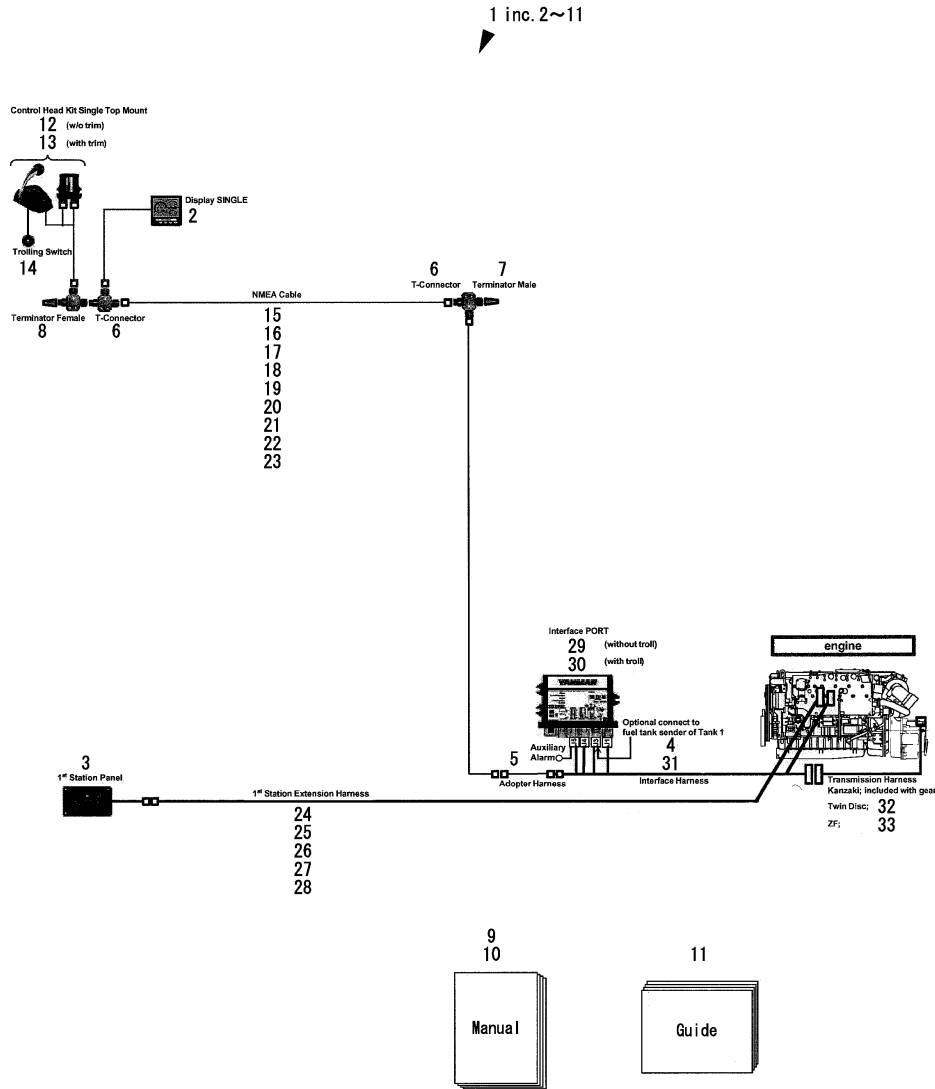
No.	Lev.	Parts No.	Description	Q'ty						I	R
				(A)	(B)	(C)	(D)	(E)	(F)		
1	1	719578-66030	CONTROL KIT, SINGLE	1							
2	2	119578-91140	DISPLAY, I5601E SE	1							
2A	3	119578-91180	COVER,I5601E	1							W 1
		(A=*2009.07)									
2B	3	119578-91190	HARNES, I5601E 4FT	1							W 1
		(A=*2009.07)									
3	2	119578-91200	PANEL, 1ST CONTROLL	1							
3A	3	163510-91110	SWITCH,LOCKING STOP	1							W 1
		(A=*2009.07)									
3B	3	163510-91120	SWITCH,ROCKER ST/SP	1							W 1
		(A=*2009.07)									
3C	3	163510-91130	INDICATOR,RED	1							W 1
		(A=*2009.07)									
4	2	119578-77570	HARENSS, I/F 10 FT	1							
5	2	119578-66760	HARNES, ADOPT NMEA	1							
6	2	119578-66721	CONNECTOR, T NMEA	1							
6-1	2	119578-66722	CONNECTOR, T NMEA	1							R
		(A=EXXXXX)									
7	2	119578-66730	TERMINATOR, MALE	1							
7-1	2	119578-66731	TERMINAL, M NMEA	1							R
		(A=EXXXXX)									
8	2	119578-66740	TERMINATOR, FEMALE	1							
8-1	2	119578-66741	TERMINAL, F NMEA	1							R
		(A=EXXXXX)									
9	2	119578-67520	MANUAL, INSTALL SE	1							
10	2	119578-67010	MANUAL, OPERATOR	1							
11	2	119578-67220	GUIDE, I5601E SINGLE	1							
12	1	719578-86330	CH KIT, STNGLE TM	1							
12A	2	119578-66040	HEAD, SINGLE CONTROL	1							W 1
		(A=*2009.07)									
12AA	3	163510-66320	BALL GRIP,CH675/6XX	1							W 1
		(A=*2009.07)									
12B	2	163510-77020	HARNES, HELM I/F	1							W 1
		(A=*2009.07)									
12C	2	163510-66300	MODULE,CH STM	1							W 1
		(A=*2009.07)									
13	1	719578-86340	CH KIT, STM TRIM	1							
13A	2	119578-66050	HEAD, SINGLE CONTROL	1							W 1
		(A=*2009.07)									
13B	2	163510-66310	MODULE,CH STM TRIM	1							W 1
		(A=*2009.07)									
13C	2	163510-77020	HARNES, HELM I/F	1							W 1
		(A=*2009.07)									
14	1	119578-66890	SWITCH, TROLLING	1							
15	1	119578-66610	NMEA CABLE, 1 FT	1							
15-1	1	119578-66611	CABLE, 0.3M NMEA	1							R
		(A=EXXXXX)									
16	1	119578-66620	NMEA CABLE, 2 FT	1							
16-1	1	119578-66621	CABLE, 0.6M NMEA	1							R
		(A=EXXXXX)									
17	1	119578-66630	NMEA CABLE, 3 FT	1							

Remarks  
(1)Not illustrated.

Fig.1. CONTROL KIT(SINGLE/6LY3)

(A)=6LY3 SERIES  
(B)=6SY-STP  
(C)=8SY-STP

(D)=4BY(2) SERIES  
(E)=6BY(2) SERIES  
(F)=



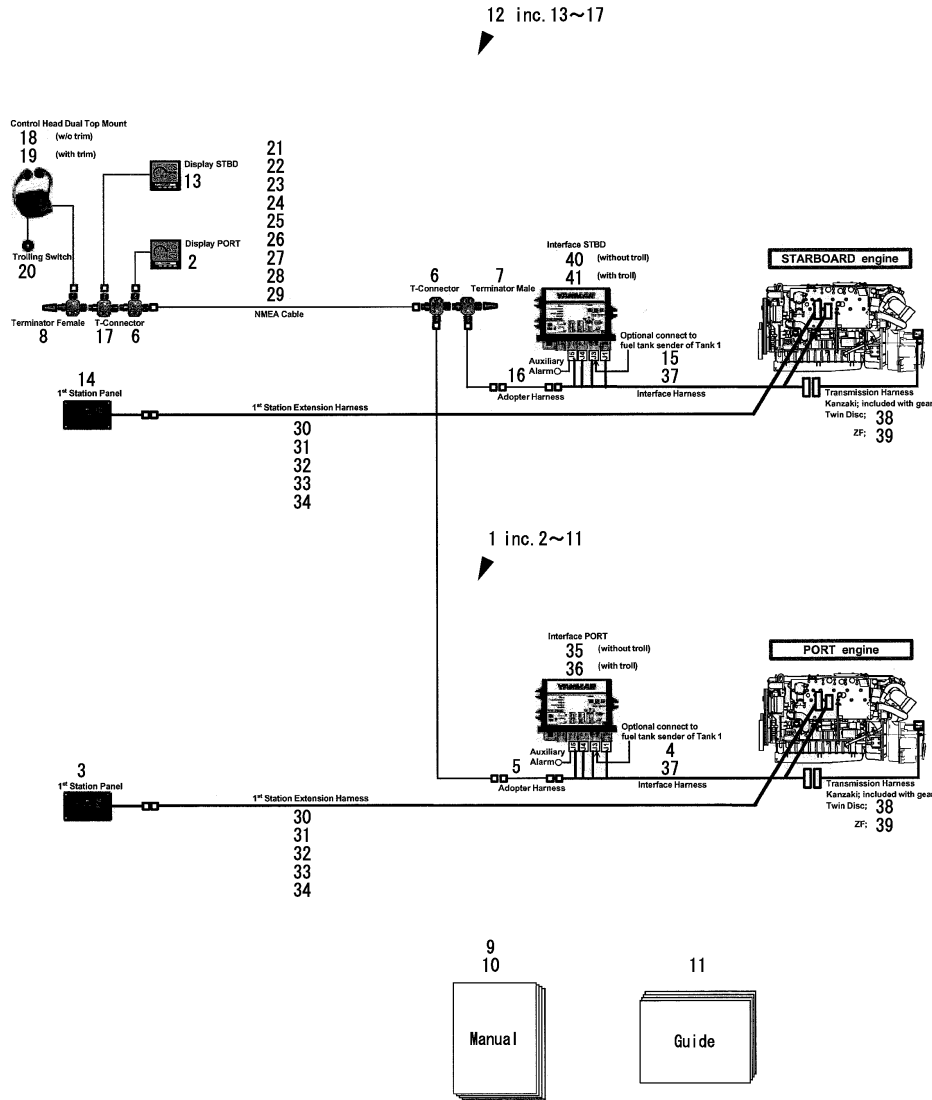
No.	Lev.	Parts No.	Description	Q'ty						I	R
				(A)	(B)	(C)	(D)	(E)	(F)		
17-1	1	119578-66631 (A=EXXXXX)	CABLE, 1.0M NMEA	1							R
18	1	119578-66640	NMEA CABLE, 6FT	1							
18-1	1	119578-66641 (A=EXXXXX)	CABLE, 2.0M NMEA	1							R
19	1	119578-66650	NMEA CABLE, 9FT	1							
19-1	1	119578-66651 (A=EXXXXX)	CABLE, 3.0M NMEA	1							R
20	1	119578-66660	NMEA CABLE, 12FT	1							
20-1	1	119578-66661 (A=EXXXXX)	CABLE, 4.0M NMEA	1							R
21	1	119578-66670	NMEA CABLE, 16FT	1							
21-1	1	119578-66671 (A=EXXXXX)	CABLE, 5.0M NMEA	1							R
22	1	119578-66680	NMEA CABLE, 20FT	1							
22-1	1	119578-66681 (A=EXXXXX)	CABLE, 6.0M NMEA	1							R
23	1	119578-66690	NMEA CABLE, 30FT	1							
23-1	1	119578-66691 (A=EXXXXX)	CABLE, 9.0M NMEA	1							R
24	1	119578-66220	HARNES, EXT1ST 14FT	1							
25	1	119578-66240	HARNES, EXT1ST 20FT	1							
26	1	119578-66260	HARNES, EXT1ST 27FT	1							
27	1	119578-66280	HARNES, EXT1ST 33FT	1							
28	1	163010-66240	HARNES, EXT 1ST 60	1							
29	1	119578-77530	INTERFACE,PORT	1							
30	1	119578-77510	INTERFACE,TROLL PORT	1							
31	1	119578-77580	I/F HARENSS, 17 FT	1							
32	1	119578-66820	HARNES, T/M TD	1							
33	1	119578-66840	HARNES, T/M ZF 6FT	1							

Remarks  
(1)Not illustrated.

Fig.2. CONTROL KIT(PORT&STARBOARD/6LY3)

(A)=6LY3 SERIES  
(B)=6SY-STP  
(C)=8SY-STP

(D)=4BY(2) SERIES  
(E)=6BY(2) SERIES  
(F)=



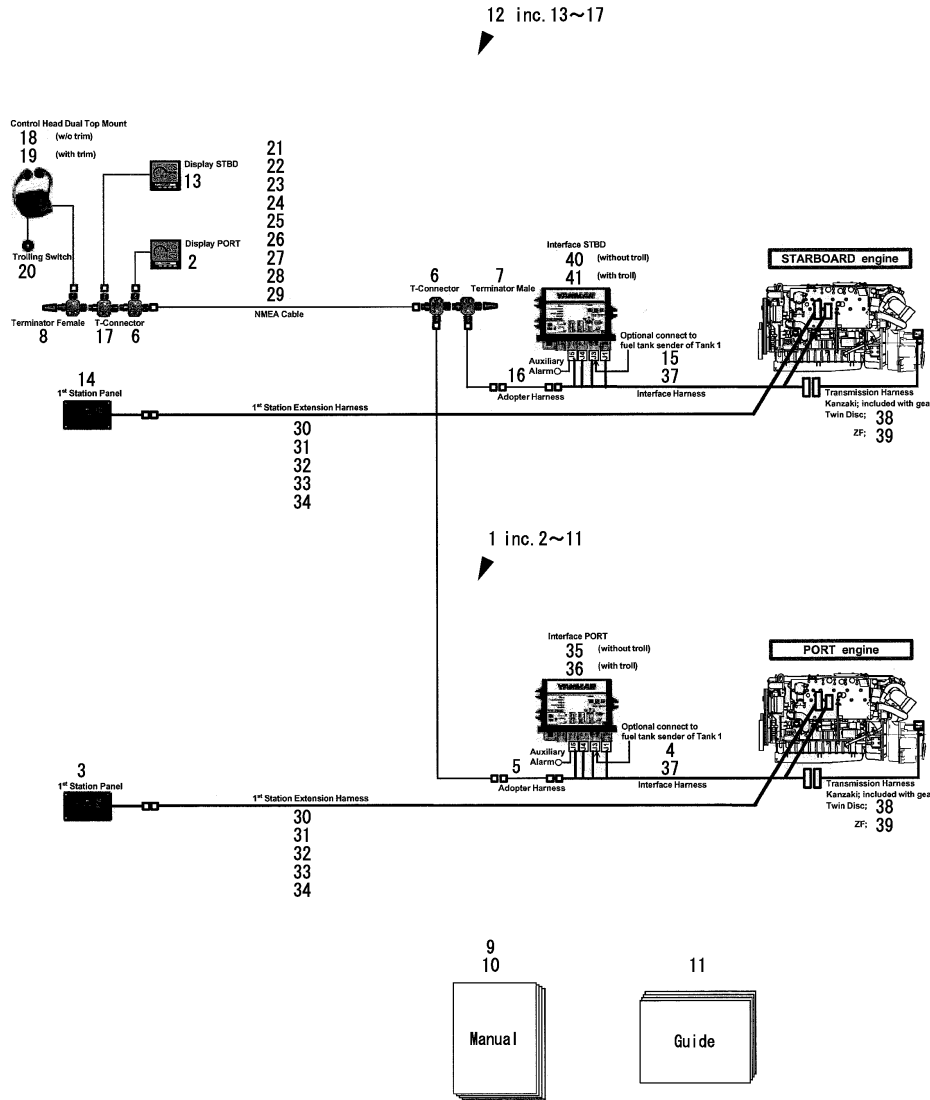
No.	Lev.	Parts No.	Description	Q'ty						I	R
				(A)	(B)	(C)	(D)	(E)	(F)		
1	1	719578-66010	CONTROL KIT, PORT	1							
2	2	119578-91150	DISPLAY, I5601E PORT	1							
2A	3	119578-91180	COVER,I5601E	1							W 1
(A=*2009.07)											
2B	3	119578-91190	HARNES, I5601E 4FT	1							W 1
(A=*2009.07)											
3	2	119578-91200	PANEL, 1ST CONTROLL	1							
3A	3	163510-91110	SWITCH,LOCKING STOP	1							W 1
(A=*2009.07)											
3B	3	163510-91120	SWITCH,ROCKER ST/SP	1							W 1
(A=*2009.07)											
3C	3	163510-91130	INDICATOR,RED	1							W 1
(A=*2009.07)											
4	2	119578-77570	HARENSS, I/F 10 FT	1							
5	2	119578-66760	HARNES, ADOPT NMEA	1							
6	2	119578-66721	CONNECTOR, T NMEA	1							
6-1	2	119578-66722	CONNECTOR, T NMEA	1							R
(A=EXXXXX)											
7	2	119578-66730	TERMINATOR, MALE	1							
7-1	2	119578-66731	TERMINAL, M NMEA	1							R
(A=EXXXXX)											
8	2	119578-66740	TERMINATOR, FEMALE	1							
8-1	2	119578-66741	TERMINAL, F NMEA	1							R
(A=EXXXXX)											
9	2	119578-67510	MANUAL, INSTALL DE	1							
10	2	119578-67010	MANUAL, OPERATOR	1							
11	2	119578-67210	GUIDE, I5601E DUAL	1							
12	1	719578-66020	CONTROL KIT, STBD	1							
13	2	119578-91160	DISPLAY, I5601E STBD	1							
13A	3	119578-91180	COVER,I5601E	1							W 1
(A=*2009.07)											
13B	3	119578-91190	HARNES, I5601E 4FT	1							W 1
(A=*2009.07)											
14	2	119578-91200	PANEL, 1ST CONTROLL	1							
14A	3	163510-91110	SWITCH,LOCKING STOP	1							W 1
(A=*2009.07)											
14B	3	163510-91120	SWITCH,ROCKER ST/SP	1							W 1
(A=*2009.07)											
14C	3	163510-91130	INDICATOR,RED	1							W 1
(A=*2009.07)											
15	2	119578-77570	HARENSS, I/F 10 FT	1							
16	2	119578-66760	HARNES, ADOPT NMEA	1							
17	2	119578-66721	CONNECTOR, T NMEA	1							
17-1	2	119578-66722	CONNECTOR, T NMEA	1							R
(A=EXXXXX)											
18	1	119578-66010	HEAD, DUAL CONTROL	1							
18A	2	163510-66320	BALL GRIP,CH675/6XX	1							W 1
(A=*2009.07)											
19	1	119578-66020	HEAD, DUAL CONTROL	1							
19A	2	163510-66320	BALL GRIP,CH675/6XX	1							W 1
(A=*2009.07)											

Remarks  
(1)Not illustrated.

Fig.2. CONTROL KIT(PORT&STARBOARD/6LY3)

(A)=6LY3 SERIES  
(B)=6SY-STP  
(C)=8SY-STP

(D)=4BY(2) SERIES  
(E)=6BY(2) SERIES  
(F)=



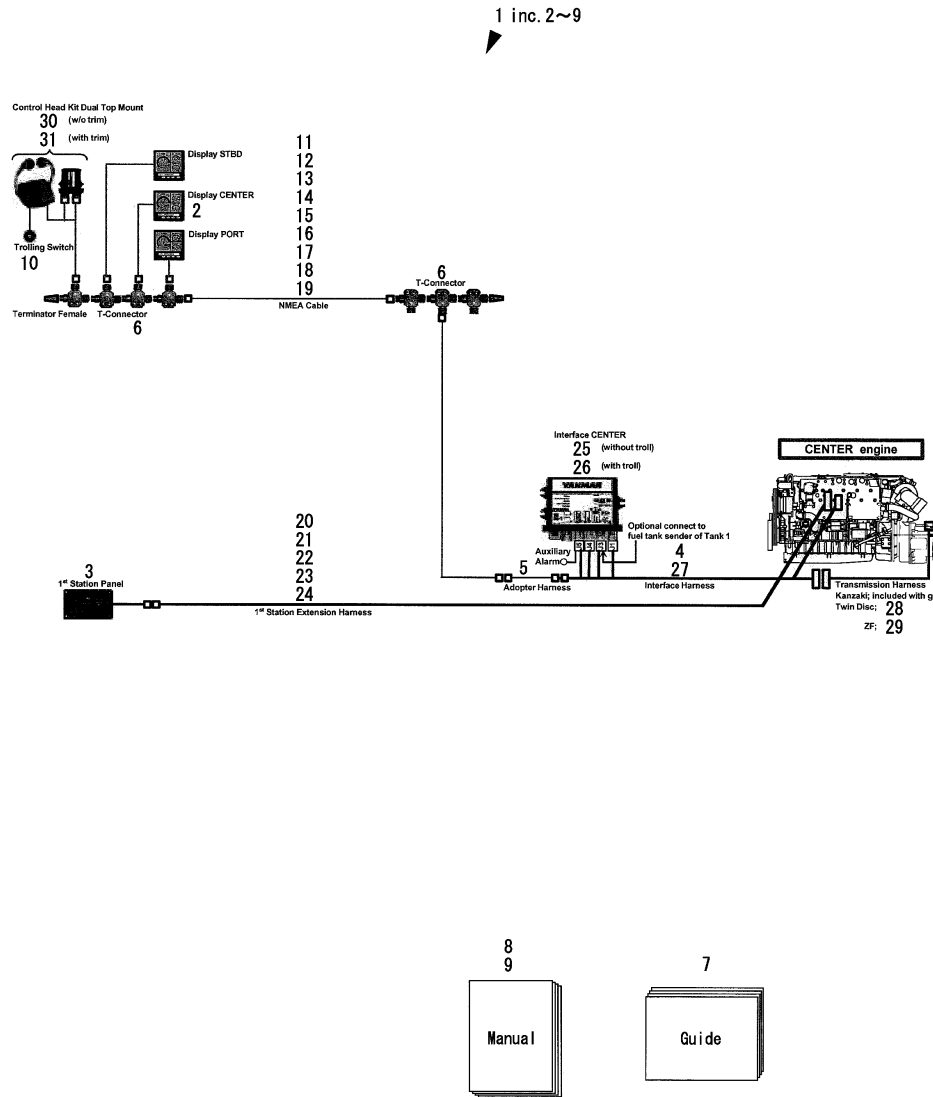
No.	Lev.	Parts No.	Description	Q'ty						I	R	
				(A)	(B)	(C)	(D)	(E)	(F)			
19B	2	163510-66330	BALL GRIP,TRIM,CH675	1							W	1
		(A=*2009.07)										
19C	2	163520-77080	HARNESS, DIODE TRIM	1							W	1
		(A=*2009.07)										
20	1	119578-66890	SWITCH, TROLLING	1								
21	1	119578-66610	NMEA CABLE, 1 FT	1								
21-1	1	119578-66611	CABLE, 0.3M NMEA	1								R
		(A=EXXXXX)										
22	1	119578-66620	NMEA CABLE, 2 FT	1								
22-1	1	119578-66621	CABLE, 0.6M NMEA	1								R
		(A=EXXXXX)										
23	1	119578-66630	NMEA CABLE, 3 FT	1								
23-1	1	119578-66631	CABLE, 1.0M NMEA	1								R
		(A=EXXXXX)										
24	1	119578-66640	NMEA CABLE, 6FT	1								
24-1	1	119578-66641	CABLE, 2.0M NMEA	1								R
		(A=EXXXXX)										
25	1	119578-66650	NMEA CABLE, 9FT	1								
25-1	1	119578-66651	CABLE, 3.0M NMEA	1								R
		(A=EXXXXX)										
26	1	119578-66660	NMEA CABLE, 12FT	1								
26-1	1	119578-66661	CABLE, 4.0M NMEA	1								R
		(A=EXXXXX)										
27	1	119578-66670	NMEA CABLE, 16FT	1								
27-1	1	119578-66671	CABLE, 5.0M NMEA	1								R
		(A=EXXXXX)										
28	1	119578-66680	NMEA CABLE, 20FT	1								
28-1	1	119578-66681	CABLE, 6.0M NMEA	1								R
		(A=EXXXXX)										
29	1	119578-66690	NMEA CABLE, 30FT	1								
29-1	1	119578-66691	CABLE, 9.0M NMEA	1								R
		(A=EXXXXX)										
30	1	119578-66220	HARNESS, EXT1ST 14FT	1								
31	1	119578-66240	HARNESS, EXT1ST 20FT	1								
32	1	119578-66260	HARNESS, EXT1ST 27FT	1								
33	1	119578-66280	HARNESS, EXT1ST 33FT	1								
34	1	163010-66240	HARNESS, EXT 1ST 60	1								
35	1	119578-77530	INTERFACE,PORT	1								
36	1	119578-77510	INTERFACE,TROLL PORT	1								
37	1	119578-77580	I/F HARENSS, 17 FT	1								
38	1	119578-66820	HARNESS, T/M TD	1								
39	1	119578-66840	HARNESS, T/M ZF 6FT	1								
40	1	119578-77540	INTERFACE, STARBOARD	1								
41	1	119578-77520	INTERFACE, W TROLL	1								

Remarks  
(1)Not illustrated.

Fig.3. CONTROL KIT(CENTER/6LY3)

(A)=6LY3 SERIES  
(B)=6SY-STP  
(C)=8SY-STP

(D)=4BY(2) SERIES  
(E)=6BY(2) SERIES  
(F)=



No.	Lev.	Parts No.	Description	(A)	(B)	(C)	Q'ty			I	R
							(D)	(E)	(F)		
1	1	719578-66040	CONTROL KIT, CENTER	1							
2	2	119578-91170	DISPLAY, I5601E CENT	1							
2A	3	119578-91180	COVER,I5601E	1						W	1
(A=*2009.07)											
2B	3	119578-91190	HARNES, I5601E 4FT	1						W	1
(A=*2009.07)											
3	2	119578-91200	PANEL, 1ST CONTROLL	1							
3A	3	163510-91110	SWITCH,LOCKING STOP	1						W	1
(A=*2009.07)											
3B	3	163510-91120	SWITCH,ROCKER ST/SP	1						W	1
(A=*2009.07)											
3C	3	163510-91130	INDICATOR,RED	1						W	1
(A=*2009.07)											
4	2	119578-77570	HARENSS, I/F 10 FT	1							
5	2	119578-66760	HARNES, ADOPT NMEA	1							
6	2	119578-66721	CONNECTOR, T NMEA	1							
6-1	2	119578-66722	CONNECTOR, T NMEA	1							R
(A=EXXXXX)											
7	2	119578-67230	GUIDE, I5601E TRIPLE	1							
8	2	119578-67010	MANUAL, OPERATOR	1							
9	2	119578-67530	MANUAL, INSTALL TE	1							
10	1	119578-66890	SWITCH, TROLLING	1							
11	1	119578-66610	NMEA CABLE, 1 FT	1							
11-1	1	119578-66611	CABLE, 0.3M NMEA	1							R
(A=EXXXXX)											
12	1	119578-66620	NMEA CABLE, 2 FT	1							
12-1	1	119578-66621	CABLE, 0.6M NMEA	1							R
(A=EXXXXX)											
13	1	119578-66630	NMEA CABLE, 3 FT	1							
13-1	1	119578-66631	CABLE, 1.0M NMEA	1							R
(A=EXXXXX)											
14	1	119578-66640	NMEA CABLE, 6FT	1							
14-1	1	119578-66641	CABLE, 2.0M NMEA	1							R
(A=EXXXXX)											
15	1	119578-66650	NMEA CABLE, 9FT	1							
15-1	1	119578-66651	CABLE, 3.0M NMEA	1							R
(A=EXXXXX)											
16	1	119578-66660	NMEA CABLE, 12FT	1							
16-1	1	119578-66661	CABLE, 4.0M NMEA	1							R
(A=EXXXXX)											
17	1	119578-66670	NMEA CABLE, 16FT	1							
17-1	1	119578-66671	CABLE, 5.0M NMEA	1							R
(A=EXXXXX)											
18	1	119578-66680	NMEA CABLE, 20FT	1							
18-1	1	119578-66681	CABLE, 6.0M NMEA	1							R
(A=EXXXXX)											
19	1	119578-66690	NMEA CABLE, 30FT	1							
19-1	1	119578-66691	CABLE, 9.0M NMEA	1							R
(A=EXXXXX)											
20	1	119578-66220	HARNES, EXT1ST 14FT	1							
21	1	119578-66240	HARNES, EXT1ST 20FT	1							

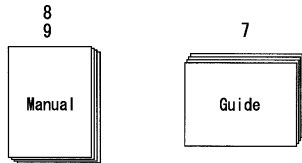
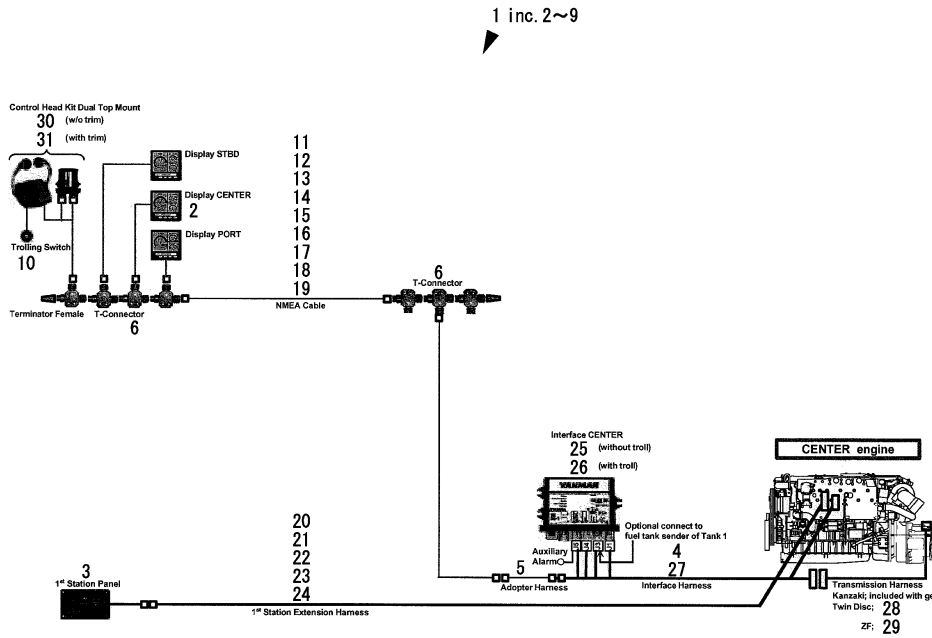
Remarks  
(1)Not illustrated.



Fig.3. CONTROL KIT(CENTER/6LY3)

(A)=6LY3 SERIES  
(B)=6SY-STP  
(C)=8SY-STP

(D)=4BY(2) SERIES  
(E)=6BY(2) SERIES  
(F)=



No.	Lev.	Parts No.	Description	Q'ty						I	R
				(A)	(B)	(C)	(D)	(E)	(F)		
22	1	119578-66260	HARNES, EXT1ST 27FT	1							
23	1	119578-66280	HARNES, EXT1ST 33FT	1							
24	1	163010-66240	HARNES, EXT 1ST 60	1							
25	1	119578-77550	INTERFACE, CENTER	1							
26	1	119578-77500	INTERFACE,CENT TROLL	1							
27	1	119578-77580	I/F HARENSS, 17 FT	1							
28	1	119578-66820	HARNES, T/M TD	1							
29	1	119578-66840	HARNES, T/M ZF 6FT	1							
30	1	719578-86350	CH KIT, DTM	1							
31	1	719578-86360	CH KIT, DTM TRIM	1							

Remarks  
(1)Not illustrated.

Fig.4. INTERFACE KIT(6LY3)

(A)=6LY3 SERIES  
(B)=6SY-STP  
(C)=8SY-STP

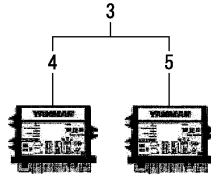
(D)=4BY(2) SERIES  
(E)=6BY(2) SERIES  
(F)=

トローリング無し  
WITHOUT TROLL

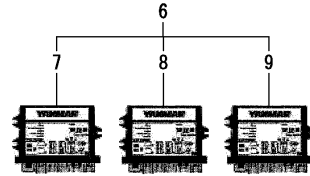
シングル  
SINGLE



デュアル  
DUAL



トリプル  
TRIPLE

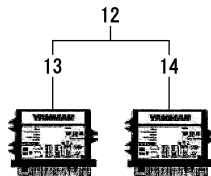


トローリング付  
WITH TROLL

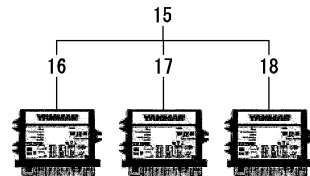
シングル  
SINGLE



デュアル  
DUAL



トリプル  
TRIPLE



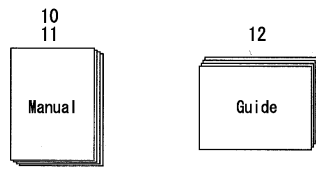
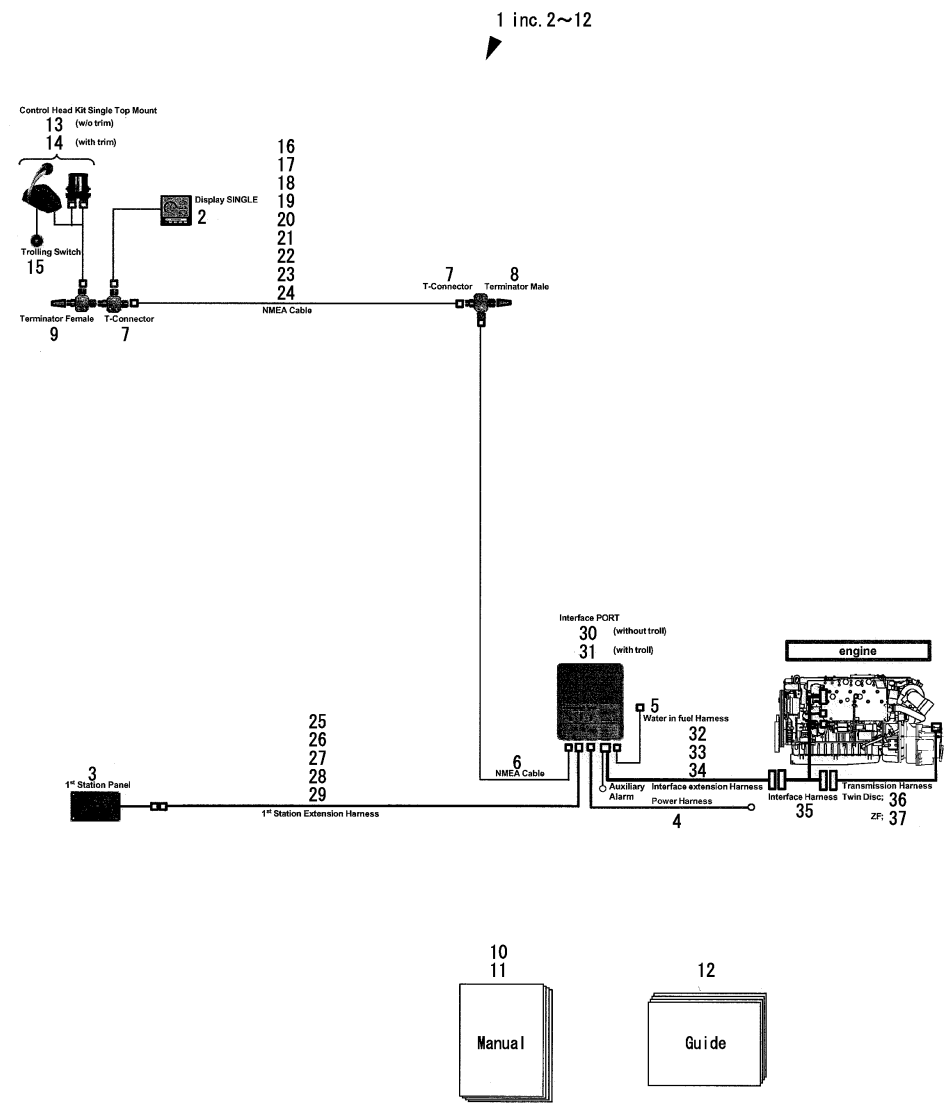
No.	Lev.	Parts No.	Description	Q'ty						I	R
				(A)	(B)	(C)	(D)	(E)	(F)		
1	1	719578-66210	I/F KIT, SINGLE ENG	1							
3	1	719578-66200	I/F KIT, DUAL ENG	1							
4	2	119578-77530	INTERFACE,PORT	1							
5	2	119578-77540	INTERFACE, STARBOARD	1							
6	1	719578-66220	I/F KIT, TRIPLE ENG	1							
7	2	119578-77530	INTERFACE,PORT	1							
8	2	119578-77550	INTERFACE, CENTER	1							
9	2	119578-77540	INTERFACE, STARBOARD	1							
10	1	719578-66110	I/F KIT, SE TROLL	1							
12	1	719578-66100	I/F KIT, DE TROLL	1							
13	2	119578-77510	INTERFACE,TROLL PORT	1							
14	2	119578-77520	INTERFACE, W TROLL	1							
15	1	719578-66120	I/F KIT, TE TROLL	1							
16	2	119578-77510	INTERFACE,TROLL PORT	1							
17	2	119578-77500	INTERFACE,CENT TROLL	1							
18	2	119578-77520	INTERFACE, W TROLL	1							

Fig.5. CONTROL KIT(SINGLE/6,8SY)

(A)=6LY3 SERIES  
(B)=6SY-STP  
(C)=8SY-STP

(D)=4BY(2) SERIES  
(E)=6BY(2) SERIES  
(F)=

No.	Lev.	Parts No.	Description	Q'ty						I	R
				(A)	(B)	(C)	(D)	(E)	(F)		
1	1	763020-66070	I/F KIT, SINGLE	1	1						
2	2	119578-91140	DISPLAY, I5601E SE	1	1						
2A	3	119578-91180	COVER,I5601E	1	1						W 1
2B	3	119578-91190	HARNESS, I5601E 4FT (B=*2009.07) (C=*2009.07)	1	1						W 1
3	2	119578-91200	PANEL, 1ST CONTROLL	1	1						
3A	3	163510-91110	SWITCH,LOCKING STOP (B=*2009.07) (C=*2009.07)	1	1						W 1
3B	3	163510-91120	SWITCH,ROCKER ST/SP (B=*2009.07) (C=*2009.07)	1	1						W 1
3C	3	163510-91130	INDICATOR,RED (B=*2009.07) (C=*2009.07)	1	1						W 1
4	2	163020-77010	HARNESS, POWER I/F	1	1						
5	2	163020-77060	HARNESS, WAT IN FUEL	1	1						
6	2	119578-66620	NMEA CABLE, 2 FT	1	1						
7	2	119578-66721	CONNECTOR, T NMEA	1	1						
7-1	2	119578-66722	CONNECTOR, T NMEA (B=EXXXXX) (C=EXXXXX)	1	1						R
8	2	119578-66730	TERMINATOR, MALE (B=EXXXXX) (C=EXXXXX)	1	1						
8-1	2	119578-66731	TERMINAL, M NMEA (B=EXXXXX) (C=EXXXXX)	1	1						R
9	2	119578-66740	TERMINATOR, FEMALE (B=EXXXXX) (C=EXXXXX)	1	1						
9-1	2	119578-66741	TERMINAL, F NMEA (B=EXXXXX) (C=EXXXXX)	1	1						R
10	2	163020-68010	MANUAL, INS SE	1	1						
11	2	163020-68030	MANUAL, OPERATOR	1	1						
12	2	119578-67220	GUIDE, I5601E SINGLE	1	1						
13	1	719578-86330	CH KIT, STNGLE TM	1	1						
13A	2	119578-66040	HEAD, SINGLE CONTROL (B=*2009.07) (C=*2009.07)	1	1						W 1
13AA	3	163510-66320	BALL GRIP,CH675/6XX (B=*2009.07) (C=*2009.07)	1	1						W 1
13B	2	163510-77020	HARNESS, HELM I/F (B=*2009.07) (C=*2009.07)	1	1						W 1
13C	2	163510-66300	MODULE,CH STM (B=*2009.07) (C=*2009.07)	1	1						W 1
14	1	719578-86340	CH KIT, STM TRIM	1	1						
14A	2	119578-66050	HEAD, SINGLE CONTROL (B=*2009.07) (C=*2009.07)	1	1						W 1
14B	2	163510-66310	MODULE,CH STM TRIM (B=*2009.07) (C=*2009.07)	1	1						W 1
14C	2	163510-77020	HARNESS, HELM I/F (B=*2009.07) (C=*2009.07)	1	1						W 1
15	1	119578-66890	SWITCH, TROLLING	1	1						
16	1	119578-66610	NMEA CABLE, 1 FT	1	1						
16-1	1	119578-66611	CABLE, 0.3M NMEA (B=EXXXXX) (C=EXXXXX)	1	1						R
17	1	119578-66620	NMEA CABLE, 2 FT	1	1						
17-1	1	119578-66621	CABLE, 0.6M NMEA (B=EXXXXX) (C=EXXXXX)	1	1						R



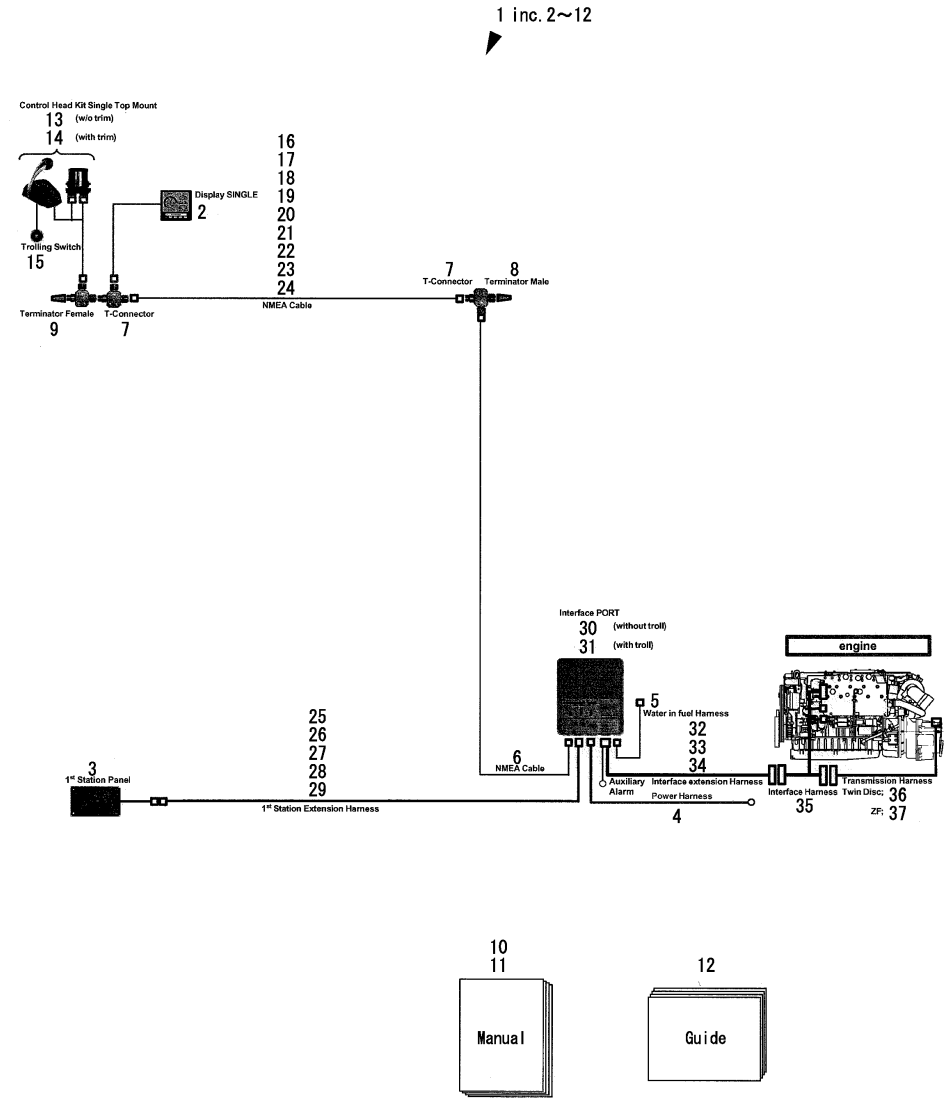
Remarks  
(1)Not illustrated.

Fig.5. CONTROL KIT(SINGLE/6,8SY)

(A)=6LY3 SERIES  
(B)=6SY-STP  
(C)=8SY-STP

(D)=4BY(2) SERIES  
(E)=6BY(2) SERIES  
(F)=

No.	Lev.	Parts No.	Description	Qty						I	R
				(A)	(B)	(C)	(D)	(E)	(F)		
18	1	119578-66630	NMEA CABLE, 3 FT		1	1					
18-1	1	119578-66631	CABLE, 1.0M NMEA (B=EXXXXX) (C=EXXXXX)		1	1					R
19	1	119578-66640	NMEA CABLE, 6FT		1	1					
19-1	1	119578-66641	CABLE, 2.0M NMEA (B=EXXXXX) (C=EXXXXX)		1	1					R
20	1	119578-66650	NMEA CABLE, 9FT		1	1					
20-1	1	119578-66651	CABLE, 3.0M NMEA (B=EXXXXX) (C=EXXXXX)		1	1					R
21	1	119578-66660	NMEA CABLE, 12FT		1	1					
21-1	1	119578-66661	CABLE, 4.0M NMEA (B=EXXXXX) (C=EXXXXX)		1	1					R
22	1	119578-66670	NMEA CABLE, 16FT		1	1					
22-1	1	119578-66671	CABLE, 5.0M NMEA (B=EXXXXX) (C=EXXXXX)		1	1					R
23	1	119578-66680	NMEA CABLE, 20FT		1	1					
23-1	1	119578-66681	CABLE, 6.0M NMEA (B=EXXXXX) (C=EXXXXX)		1	1					R
24	1	119578-66690	NMEA CABLE, 30FT		1	1					
24-1	1	119578-66691	CABLE, 9.0M NMEA (B=EXXXXX) (C=EXXXXX)		1	1					R
25	1	119578-66220	HARNESS, EXT1ST 14FT		1	1					
26	1	119578-66240	HARNESS, EXT1ST 20FT		1	1					
27	1	119578-66260	HARNESS, EXT1ST 27FT		1	1					
28	1	119578-66280	HARNESS, EXT1ST 33FT		1	1					
29	1	163010-66240	HARNESS, EXT 1ST 60		1	1					
30	1	163020-67010	INTERFACE, PORT		1	1					
31	1	163020-67040	INTERFACE, PORT TROL		1	1					
32	1	163020-77020	HARNESS,EXT I/F 12FT		1	1					
33	1	163020-77030	HARNESS,EXT I/F 18FT		1	1					
34	1	163020-77040	HARNESS,EXT I/F 25FT		1	1					
35	1	163020-77050	HARNESS, I/F MAIN		1	1					
36	1	119578-66820	HARNESS, T/M TD		1	1					
37	1	119578-66840	HARNESS, T/M ZF 6FT		1	1					

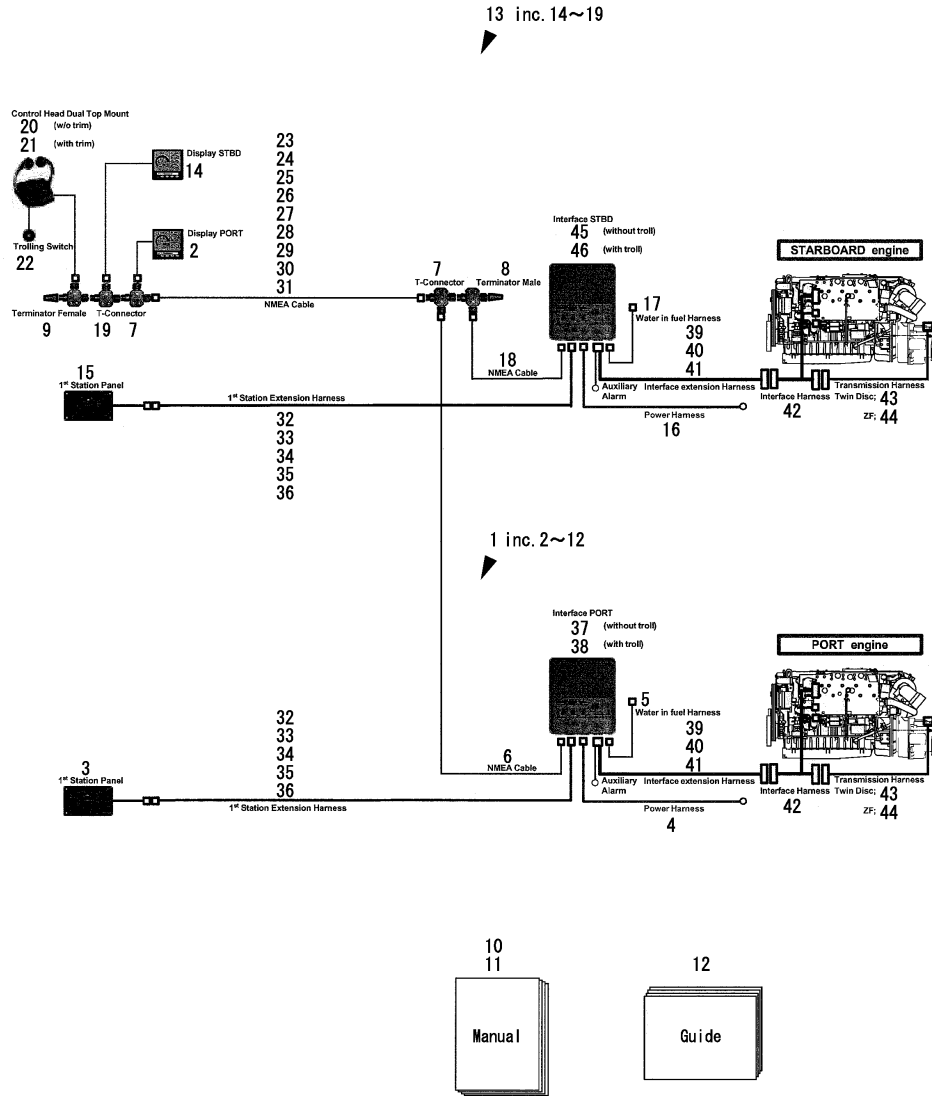


Remarks  
(1)Not illustrated.

Fig.6. CONTROL KIT(PORT&STARBOARD/6,8SY)

(A)=6LY3 SERIES  
(B)=6SY-STP  
(C)=8SY-STP

(D)=4BY(2) SERIES  
(E)=6BY(2) SERIES  
(F)=



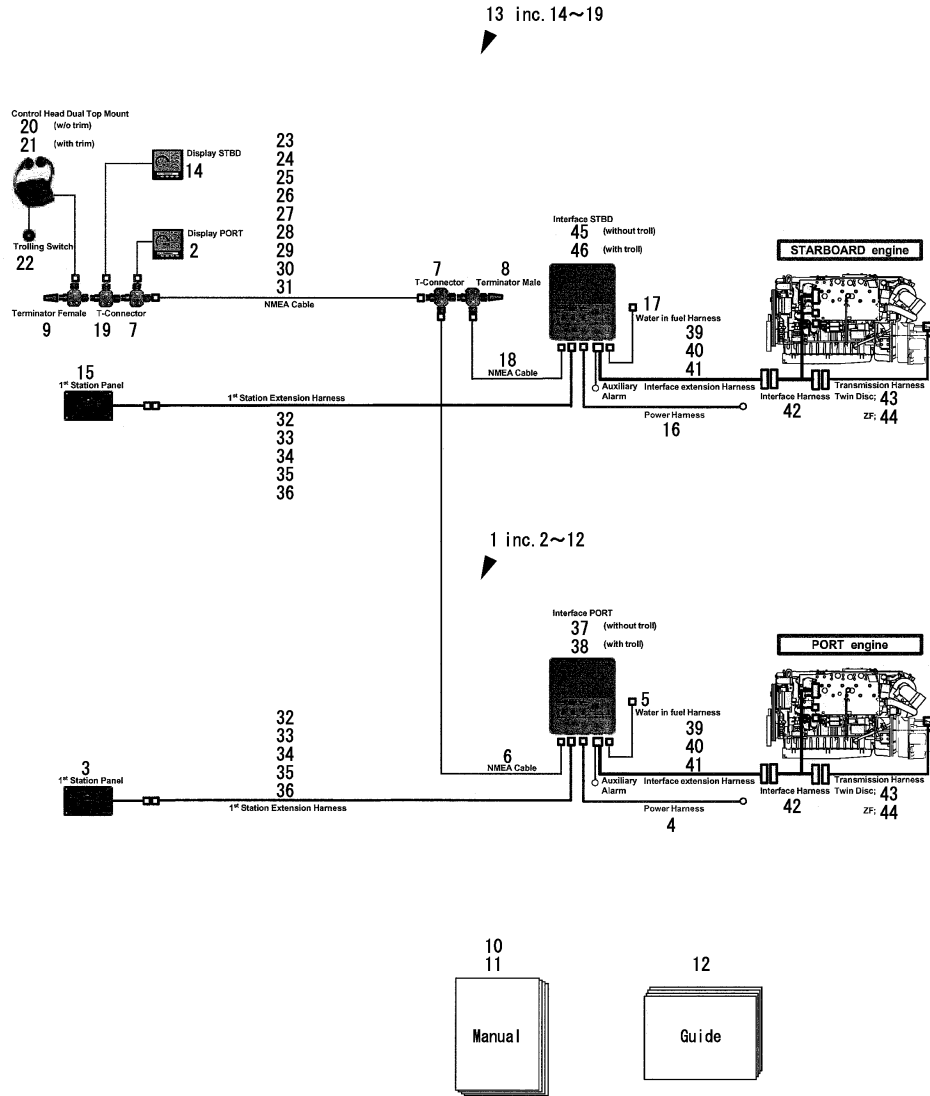
No.	Lev.	Parts No.	Description	Q'ty						I	R	
				(A)	(B)	(C)	(D)	(E)	(F)			
1	1	763020-66080	I/F KIT, PORT		1	1						
2	2	119578-91150	DISPLAY, I5601E PORT		1	1						
2A	3	119578-91180	COVER,I5601E		1	1					W	1
2B	3	119578-91190	HARNESS, I5601E 4FT		1	1					W	1
3	2	119578-91200	PANEL, 1ST CONTROLL		1	1						
3A	3	163510-91110	SWITCH,ROCKING STOP		1	1					W	1
3B	3	163510-91120	SWITCH,ROCKER ST/SP		1	1					W	1
3C	3	163510-91130	INDICATOR,RED		1	1					W	1
4	2	163020-77010	HARNESS, POWER I/F		1	1						
5	2	163020-77060	HARNESS, WAT IN FUEL		1	1						
6	2	119578-66620	NMEA CABLE, 2 FT		1	1						
7	2	119578-66721	CONNECTOR, T NMEA		1	1						
7-1	2	119578-66722	CONNECTOR, T NMEA		1	1						R
8	2	119578-66730	TERMINATOR, MALE		1	1						
8-1	2	119578-66731	TERMINAL, M NMEA		1	1						R
9	2	119578-66740	TERMINATOR, FEMALE		1	1						
9-1	2	119578-66741	TERMINAL, F NMEA		1	1						R
10	2	163020-68020	MANUAL, INS DE		1	1						
11	2	163020-68030	MANUAL, OPERATOR		1	1						
12	2	119578-67210	GUIDE, I5601E DUAL		1	1						
13	1	763020-66090	I/F KIT, STBD		1	1						
14	2	119578-91160	DISPLAY, I5601E STBD		1	1						
14A	3	119578-91180	COVER,I5601E		1	1					W	1
14B	3	119578-91190	HARNESS, I5601E 4FT		1	1					W	1
15	2	119578-91200	PANEL, 1ST CONTROLL		1	1						
15A	3	163510-91110	SWITCH,ROCKING STOP		1	1					W	1
15B	3	163510-91120	SWITCH,ROCKER ST/SP		1	1					W	1
15C	3	163510-91130	INDICATOR,RED		1	1					W	1
16	2	163020-77010	HARNESS, POWER I/F		1	1						
17	2	163020-77060	HARNESS, WAT IN FUEL		1	1						
18	2	119578-66620	NMEA CABLE, 2 FT		1	1						
19	2	119578-66721	CONNECTOR, T NMEA		1	1						
19-1	2	119578-66722	CONNECTOR, T NMEA		1	1						R
20	1	119578-66010	HEAD, DUAL CONTROL		1	1						
20A	2	163510-66320	BALL GRIP,CH675/6XX		1	1					W	1
21	1	119578-66020	HEAD, DUAL CONTROL		1	1						

Remarks  
(1)Not illustrated.

Fig.6. CONTROL KIT(PORT&STARBOARD/6,8SY)

(A)=6LY3 SERIES  
(B)=6SY-STP  
(C)=8SY-STP

(D)=4BY(2) SERIES  
(E)=6BY(2) SERIES  
(F)=



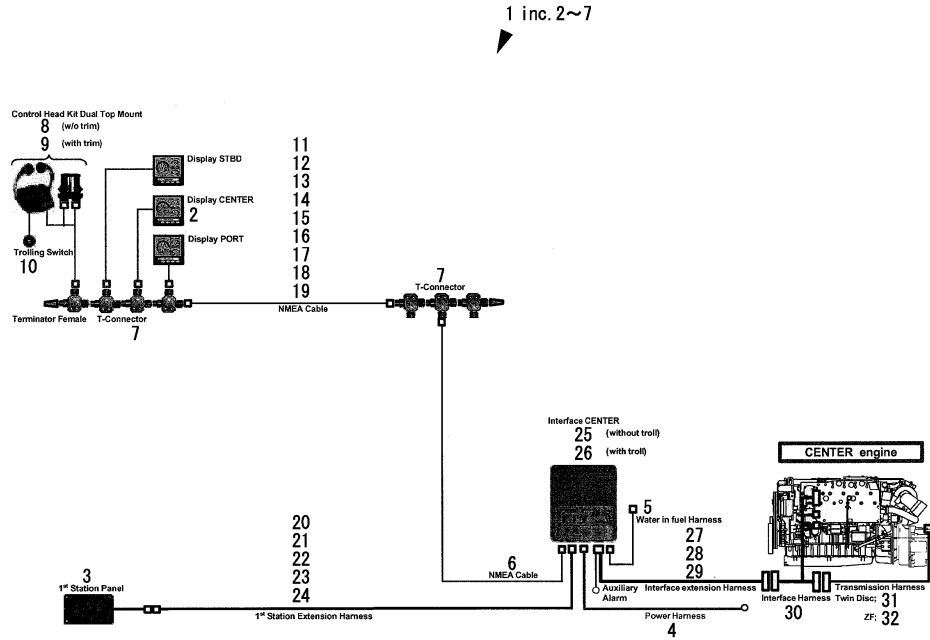
No.	Lev.	Parts No.	Description	Qty						I	R
				(A)	(B)	(C)	(D)	(E)	(F)		
21A	2	163510-66320	BALL GRIP,CH675/6XX (B="2009.07) (C="2009.07)	1	1					W	1
21B	2	163510-66330	BALL GRIP,TRIM,CH675 (B="2009.07) (C="2009.07)	1	1					W	1
21C	2	163520-77080	HARNESS, DIODE TRIM (B="2009.07) (C="2009.07)	1	1					W	1
22	1	119578-66890	SWITCH, TROLLING		1	1					
23	1	119578-66610	NMEA CABLE, 1 FT		1	1					
23-1	1	119578-66611	CABLE, 0.3M NMEA (B=EXXXXX) (C=EXXXXX)	1	1						R
24	1	119578-66620	NMEA CABLE, 2 FT		1	1					
24-1	1	119578-66621	CABLE, 0.6M NMEA (B=EXXXXX) (C=EXXXXX)	1	1						R
25	1	119578-66630	NMEA CABLE, 3 FT		1	1					
25-1	1	119578-66631	CABLE, 1.0M NMEA (B=EXXXXX) (C=EXXXXX)	1	1						R
26	1	119578-66640	NMEA CABLE, 6FT		1	1					
26-1	1	119578-66641	CABLE, 2.0M NMEA (B=EXXXXX) (C=EXXXXX)	1	1						R
27	1	119578-66650	NMEA CABLE, 9FT		1	1					
27-1	1	119578-66651	CABLE, 3.0M NMEA (B=EXXXXX) (C=EXXXXX)	1	1						R
28	1	119578-66660	NMEA CABLE, 12FT		1	1					
28-1	1	119578-66661	CABLE, 4.0M NMEA (B=EXXXXX) (C=EXXXXX)	1	1						R
29	1	119578-66670	NMEA CABLE, 16FT		1	1					
29-1	1	119578-66671	CABLE, 5.0M NMEA (B=EXXXXX) (C=EXXXXX)	1	1						R
30	1	119578-66680	NMEA CABLE, 20FT		1	1					
30-1	1	119578-66681	CABLE, 6.0M NMEA (B=EXXXXX) (C=EXXXXX)	1	1						R
31	1	119578-66690	NMEA CABLE, 30FT		1	1					
31-1	1	119578-66691	CABLE, 9.0M NMEA (B=EXXXXX) (C=EXXXXX)	1	1						R
32	1	119578-66220	HARNESS, EXT1ST 14FT		1	1					
33	1	119578-66240	HARNESS, EXT1ST 20FT		1	1					
34	1	119578-66260	HARNESS, EXT1ST 27FT		1	1					
35	1	119578-66280	HARNESS, EXT1ST 33FT		1	1					
36	1	163010-66240	HARNESS, EXT 1ST 60		1	1					
37	1	163020-67010	INTERFACE, PORT		1	1					
38	1	163020-67040	INTERFACE, PORT TROL		1	1					
39	1	163020-77020	HARNESS,EXT I/F 12FT		1	1					
40	1	163020-77030	HARNESS,EXT I/F 18FT		1	1					
41	1	163020-77040	HARNESS,EXT I/F 25FT		1	1					
42	1	163020-77050	HARNESS, I/F MAIN		1	1					
43	1	119578-66820	HARNESS, T/M TD		1	1					
44	1	119578-66840	HARNESS, T/M ZF 6FT		1	1					
45	1	163020-67020	INTERFACE, STBD		1	1					
46	1	163020-67050	INTERFACE, STBD TROL		1	1					

Remarks  
(1)Not illustrated.

Fig.7. CONTROL KIT(CENTER/6,8SY)

(A)=6LY3 SERIES  
(B)=6SY-STP  
(C)=8SY-STP

(D)=4BY(2) SERIES  
(E)=6BY(2) SERIES  
(F)=



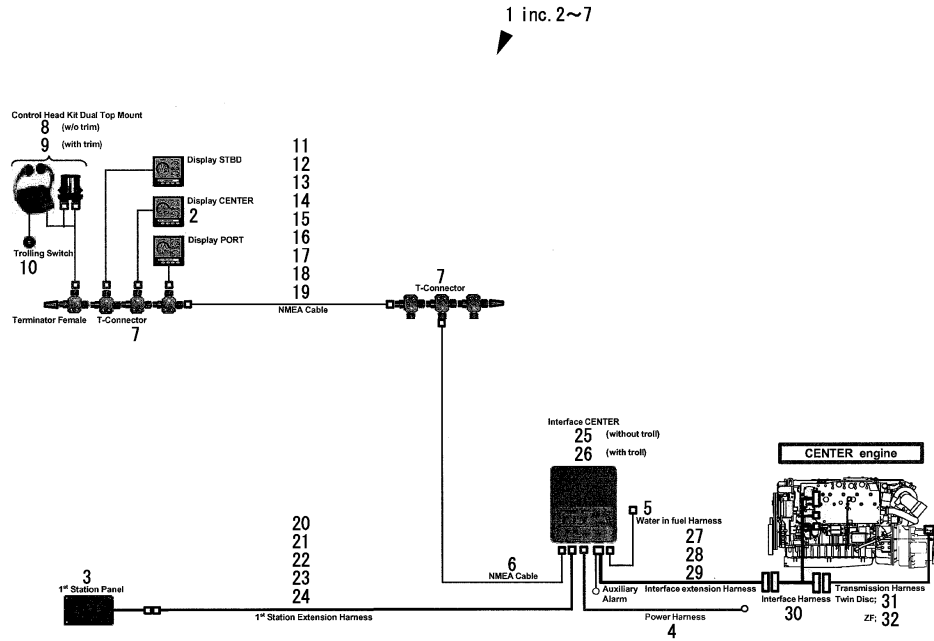
No.	Lev.	Parts No.	Description	Q'ty						I	R	
				(A)	(B)	(C)	(D)	(E)	(F)			
1	1	763020-66100	I/F KIT, CENTER		1	1						
2	2	119578-91170	DISPLAY, I5601E CENT		1	1						
2A	3	119578-91180	COVER,I5601E		1	1					W	1
2B	3	119578-91190	HARNESS, I5601E 4FT (B=*2009.07) (C=*2009.07)		1	1					W	1
3	2	119578-91200	PANEL, 1ST CONTROLL		1	1						
3A	3	163510-91110	SWITCH,LOCKING STOP (B=*2009.07) (C=*2009.07)		1	1					W	1
3B	3	163510-91120	SWITCH,ROCKER ST/SP (B=*2009.07) (C=*2009.07)		1	1					W	1
3C	3	163510-91130	INDICATOR,RED (B=*2009.07) (C=*2009.07)		1	1					W	1
4	2	163020-77010	HARNESS, POWER I/F		1	1						
5	2	163020-77060	HARNESS, WAT IN FUEL		1	1						
6	2	119578-66620	NMEA CABLE, 2 FT		1	1						
7	2	119578-66721	CONNECTOR, T NMEA		1	1						
7-1	2	119578-66722	CONNECTOR, T NMEA		1	1						R
8	1	719578-86350	CH KIT, DTM (B=EXXXXX) (C=EXXXXX)		1	1						
9	1	719578-86360	CH KIT, DTM TRIM		1	1						
10	1	119578-66890	SWITCH, TROLLING		1	1						
11	1	119578-66610	NMEA CABLE, 1 FT		1	1						
11-1	1	119578-66611	CABLE, 0.3M NMEA (B=EXXXXX) (C=EXXXXX)		1	1						R
12	1	119578-66620	NMEA CABLE, 2 FT (B=EXXXXX) (C=EXXXXX)		1	1						
12-1	1	119578-66621	CABLE, 0.6M NMEA (B=EXXXXX) (C=EXXXXX)		1	1						R
13	1	119578-66630	NMEA CABLE, 3 FT (B=EXXXXX) (C=EXXXXX)		1	1						
13-1	1	119578-66631	CABLE, 1.0M NMEA (B=EXXXXX) (C=EXXXXX)		1	1						R
14	1	119578-66640	NMEA CABLE, 6FT (B=EXXXXX) (C=EXXXXX)		1	1						
14-1	1	119578-66641	CABLE, 2.0M NMEA (B=EXXXXX) (C=EXXXXX)		1	1						R
15	1	119578-66650	NMEA CABLE, 9FT (B=EXXXXX) (C=EXXXXX)		1	1						
15-1	1	119578-66651	CABLE, 3.0M NMEA (B=EXXXXX) (C=EXXXXX)		1	1						R
16	1	119578-66660	NMEA CABLE, 12FT (B=EXXXXX) (C=EXXXXX)		1	1						
16-1	1	119578-66661	CABLE, 4.0M NMEA (B=EXXXXX) (C=EXXXXX)		1	1						R
17	1	119578-66670	NMEA CABLE, 16FT (B=EXXXXX) (C=EXXXXX)		1	1						
17-1	1	119578-66671	CABLE, 5.0M NMEA (B=EXXXXX) (C=EXXXXX)		1	1						R
18	1	119578-66680	NMEA CABLE, 20FT (B=EXXXXX) (C=EXXXXX)		1	1						
18-1	1	119578-66681	CABLE, 6.0M NMEA (B=EXXXXX) (C=EXXXXX)		1	1						R
19	1	119578-66690	NMEA CABLE, 30FT (B=EXXXXX) (C=EXXXXX)		1	1						
19-1	1	119578-66691	CABLE, 9.0M NMEA (B=EXXXXX) (C=EXXXXX)		1	1						R
20	1	119578-66220	HARNESS, EXT1ST 14FT (B=EXXXXX) (C=EXXXXX)		1	1						
21	1	119578-66240	HARNESS, EXT1ST 20FT (B=EXXXXX) (C=EXXXXX)		1	1						

Remarks  
(1)Not illustrated.

Fig.7. CONTROL KIT(CENTER/6,8SY)

(A)=6LY3 SERIES  
 (B)=6SY-STP  
 (C)=8SY-STP

(D)=4BY(2) SERIES  
 (E)=6BY(2) SERIES  
 (F)=



No.	Lev.	Parts No.	Description	Q'ty						I	R
				(A)	(B)	(C)	(D)	(E)	(F)		
22	1	119578-66260	HARNES, EXT1ST 27FT		1	1					
23	1	119578-66280	HARNES, EXT1ST 33FT		1	1					
24	1	163010-66240	HARNES, EXT 1ST 60		1	1					
25	1	163020-67030	INTERFACE, CENTER		1	1					
26	1	163020-67050	INTERFACE, STBD TROL		1	1					
27	1	163020-77020	HARNES,EXT I/F 12FT		1	1					
28	1	163020-77030	HARNES,EXT I/F 18FT		1	1					
29	1	163020-77040	HARNES,EXT I/F 25FT		1	1					
30	1	163020-77050	HARNES, I/F MAIN		1	1					
31	1	119578-66820	HARNES, T/M TD		1	1					
32	1	119578-66840	HARNES, T/M ZF 6FT		1	1					

Remarks  
 (1)Not illustrated.



Fig.8. INTERFACE KIT(6,8SY)

(A)=6LY3 SERIES  
(B)=6SY-STP  
(C)=8SY-STP

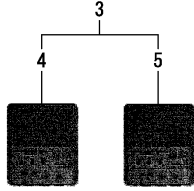
(D)=4BY(2) SERIES  
(E)=6BY(2) SERIES  
(F)=

トローリング無し  
WITHOUT TROLL

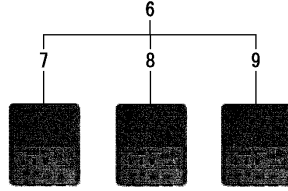
シングル  
SINGLE



デュアル  
DUAL



トリプル  
TRIPLE

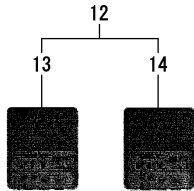


トローリング付  
WITH TROLL

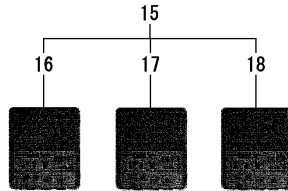
シングル  
SINGLE



デュアル  
DUAL



トリプル  
TRIPLE




No.	Lev.	Parts No.	Description	Q'ty						I	R
				(A)	(B)	(C)	(D)	(E)	(F)		
1	1	763020-66010	CONTROL KIT, SINGLE		1	1					
3	1	763020-66020	CONTROL KIT, DUAL		1	1					
4	2	163020-67010	INTERFACE, PORT		1	1					
5	2	163020-67020	INTERFACE, STBD		1	1					
6	1	763020-66030	CONTROL KIT, TRIPLE		1	1					
7	2	163020-67010	INTERFACE, PORT		1	1					
8	2	163020-67020	INTERFACE, STBD		1	1					
9	2	163020-67030	INTERFACE, CENTER		1	1					
10	1	763020-66040	CONT KIT, SE TROLL		1	1					
12	1	763020-66050	CONT KIT, DE TROLL		1	1					
13	2	163020-67040	INTERFACE, PORT TROLL		1	1					
14	2	163020-67050	INTERFACE, STBD TROLL		1	1					
15	1	763020-66060	CONT KIT, TE TROLL		1	1					
16	2	163020-67040	INTERFACE, PORT TROLL		1	1					
17	2	163020-67050	INTERFACE, STBD TROLL		1	1					
18	2	163020-67060	INTERFACE, CENT TROLL		1	1					

Fig.9. SECOND STATION KIT(6LY3/6,8SY)

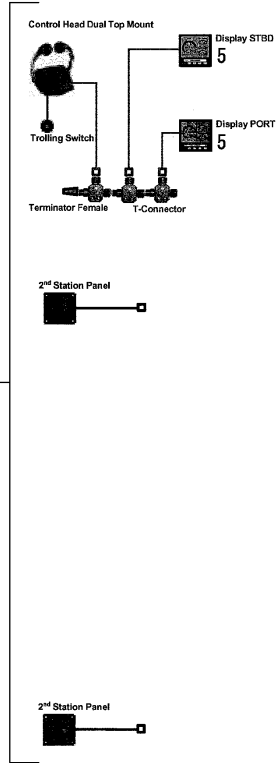
(A)=6LY3 SERIES  
(B)=6SY-STP  
(C)=8SY-STP

(D)=4BY(2) SERIES  
(E)=6BY(2) SERIES  
(F)=

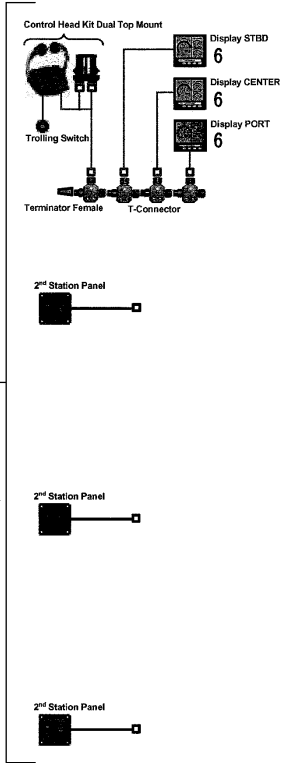
シングル  
SINGLE



デュアル  
DUAL



トリプル  
TRIPLE



No.	Lev.	Parts No.	Description	Q'ty						I	R
				(A)	(B)	(C)	(D)	(E)	(F)		
1	1	719578-66410	2ND ST KIT, SINGLE	1	1	1					
2	1	719578-66400	2ND ST KIT, DUAL	1	1	1					
3	1	719578-66420	2ND ST KIT, TRIPLE	1	1	1					
4	1	719578-66510	DISPLAY KIT, SINGLE	1	1	1					
5	1	719578-66500	DISPLAY KIT, DUAL	1	1	1					
6	1	719578-66520	DISPLAY KIT, TRIPLE	1	1	1					

Fig.10. CONTROL KIT(6,8SY)

(A)=6LY3 SERIES  
(B)=6SY-STP  
(C)=8SY-STP

(D)=4BY(2) SERIES  
(E)=6BY(2) SERIES  
(F)=

No.	Lev.	Parts No.	Description	Qty						I	R
				(A)	(B)	(C)	(D)	(E)	(F)		
1	1	763010-66010	CONTROL KIT, SINGLE		1	1					
2	2	119578-91140	DISPLAY, I5601E SE		1	1					
2A	3	119578-91180	COVER,I5601E		1	1					W
		(B=*2009.07)	(C=*2009.07)								
2B	3	119578-91190	HARNESS, I5601E 4FT		1	1					W
		(B=*2009.07)	(C=*2009.07)								
3	2	163010-66100	INTERFACE, PORT		1	1					
4	2	163010-66010	SHIFT HARNESS 25FT		1	1					
5	2	163010-66020	I1002 HARNESS 20		1	1					
6	2	163010-66030	1ST STATION PANEL		1	1					
7	2	163010-66040	I8310 ENG HARNESS 17		1	1					
8	2	163010-66050	I1002 S&T HARNESS 4		1	1					
9	2	163010-66060	I1002 HARNESS 4		1	1					
10	2	163010-66070	I8310 PANEL HARNESS		1	1					
11	2	119578-77590	HARNESS, JUMPER		1	1					
12	2	163010-66080	CAN COM HARNESS 1		1	1					
13	2	119578-66610	NMEA CABLE, 1 FT		1	1					
13-1	2	119578-66611	CABLE, 0.3M NMEA		1	1					R
		(B=EXXXXX)	(C=EXXXXX)								
14	2	119578-66721	CONNECTOR, T NMEA		1	1					
14-1	2	119578-66722	CONNECTOR, T NMEA		1	1					R
		(B=EXXXXX)	(C=EXXXXX)								
15	2	119578-66730	TERMINATOR, MALE		1	1					
15-1	2	119578-66731	TERMINAL, M NMEA		1	1					R
		(B=EXXXXX)	(C=EXXXXX)								
16	2	119578-66740	TERMINATOR, FEMALE		1	1					
16-1	2	119578-66741	TERMINAL, F NMEA		1	1					R
		(B=EXXXXX)	(C=EXXXXX)								
17	2	163010-66090	DC 24V DISTRIBUTION		1	1					
18	2	163010-66120	CONVERTER 24/12V		1	1					
19	2	163010-66130	CONNECTION LEAD		1	1					
20	2	163010-66320	MANUAL, SINGLE		1	1					
21	2	163010-66340	OPERATORS BOOK		1	1					
22	2	163010-66300	GUIDE 5501E/STM		1	1					
23	1	763010-66020	CONTROL KIT, PORT		1	1					
24	2	119578-91140	DISPLAY, I5601E SE		1	1					
24A	3	119578-91180	COVER,I5601E		1	1					W
		(B=*2009.07)	(C=*2009.07)								
24B	3	119578-91190	HARNESS, I5601E 4FT		1	1					W
		(B=*2009.07)	(C=*2009.07)								
25	2	163010-66100	INTERFACE, PORT		1	1					
26	2	163010-66010	SHIFT HARNESS 25FT		1	1					
27	2	163010-66020	I1002 HARNESS 20		1	1					
28	2	163010-66030	1ST STATION PANEL		1	1					
29	2	163010-66040	I8310 ENG HARNESS 17		1	1					
30	2	163010-66050	I1002 S&T HARNESS 4		1	1					
31	2	163010-66060	I1002 HARNESS 4		1	1					
32	2	163010-66070	I8310 PANEL HARNESS		1	1					
33	2	119578-77590	HARNESS, JUMPER		1	1					
34	2	119578-66610	NMEA CABLE, 1 FT		1	1					
34-1	2	119578-66611	CABLE, 0.3M NMEA		1	1					R

Remarks

\*This figure are not illustrated.

Fig.10. CONTROL KIT(6,8SY)

(A)=6LY3 SERIES  
(B)=6SY-STP  
(C)=8SY-STP

(D)=4BY(2) SERIES  
(E)=6BY(2) SERIES  
(F)=

No.	Lev.	Parts No.	Description	Q'ty						I	R
				(A)	(B)	(C)	(D)	(E)	(F)		
		(B=EXXXXX)	(C=EXXXXX)								
35	2	119578-66721	CONNECTOR, T NMEA		1	1					
35-1	2	119578-66722	CONNECTOR, T NMEA		1	1					R
		(B=EXXXXX)	(C=EXXXXX)								
36	2	119578-66730	TERMINATOR, MALE		1	1					
36-1	2	119578-66731	TERMINAL, M NMEA		1	1					R
		(B=EXXXXX)	(C=EXXXXX)								
37	2	119578-66740	TERMINATOR, FEMALE		1	1					
37-1	2	119578-66741	TERMINAL, F NMEA		1	1					R
		(B=EXXXXX)	(C=EXXXXX)								
38	2	163010-66080	CAN COM HARNESS 1		1	1					
39	2	163010-66090	DC 24V DISTRIBUTION		1	1					
40	2	163010-66120	CONVERTER 24/12V		1	1					
41	2	163010-66130	CONNECTION LEAD		1	1					
42	2	163010-66330	MANUAL, DUAL		1	1					
43	2	163010-66340	OPERATORS BOOK		1	1					
44	2	163010-66310	GUIDE 5501E/DTM		1	1					
45	1	763010-66030	CONTROL KIT,STARBOARD		1	1					
46	2	119578-91140	DISPLAY, I5601E SE		1	1					
46A	3	119578-91180	COVER,I5601E		1	1					W
		(B=*2009.07)	(C=*2009.07)								
46B	3	119578-91190	HARNESS, I5601E 4FT		1	1					W
		(B=*2009.07)	(C=*2009.07)								
47	2	163010-66110	INTERFACE, STARBOARD		1	1					
48	2	163010-66010	SHIFT HARNESS 25FT		1	1					
49	2	163010-66020	I1002 HARNESS 20		1	1					
50	2	163010-66030	1ST STATION PANEL		1	1					
51	2	163010-66040	I8310 ENG HARNESS 17		1	1					
52	2	163010-66050	I1002 S&T HARNESS 4		1	1					
53	2	163010-66060	I1002 HARNESS 4		1	1					
54	2	163010-66070	I8310 PANEL HARNESS		1	1					
55	2	119578-77590	HARNESS, JUMPER		1	1					
56	2	119578-66610	NMEA CABLE, 1 FT		1	1					
56-1	2	119578-66611	CABLE, 0.3M NMEA		1	1					R
		(B=EXXXXX)	(C=EXXXXX)								
57	2	119578-66721	CONNECTOR, T NMEA		1	1					
57-1	2	119578-66722	CONNECTOR, T NMEA		1	1					R
		(B=EXXXXX)	(C=EXXXXX)								
58	2	163010-66080	CAN COM HARNESS 1		1	1					
59	2	163010-66090	DC 24V DISTRIBUTION		1	1					
60	2	163010-66120	CONVERTER 24/12V		1	1					
61	2	163010-66130	CONNECTION LEAD		1	1					
62	1	763010-66100	2ND ST LCD 1E		1	1					
63	2	119578-91140	DISPLAY, I5601E SE		1	1					
63A	3	119578-91180	COVER,I5601E		1	1					W
		(B=*2009.07)	(C=*2009.07)								
63B	3	119578-91190	HARNESS, I5601E 4FT		1	1					W
		(B=*2009.07)	(C=*2009.07)								
64	2	119578-66721	CONNECTOR, T NMEA		1	1					
64-1	2	119578-66722	CONNECTOR, T NMEA		1	1					R
		(B=EXXXXX)	(C=EXXXXX)								

Remarks

\*This figure are not illustrated.

Fig.10. CONTROL KIT(6,8SY)

(A)=6LY3 SERIES  
(B)=6SY-STP  
(C)=8SY-STP

(D)=4BY(2) SERIES  
(E)=6BY(2) SERIES  
(F)=

No.	Lev.	Parts No.	Description	Qty						I	R
				(A)	(B)	(C)	(D)	(E)	(F)		
65	1	763010-66110	2ND ST LCD		1	1					
66	2	119578-91110	DISPLAY, I5501EP		1	1					
67	2	119578-91120	DISPLAY, I5501ES		1	1					
68	2	119578-66721	CONNECTOR, T NMEA		1	1					
68-1	2	119578-66722	CONNECTOR, T NMEA (B=EXXXXX) (C=EXXXXX)		1	1					R
69	1	763010-66080	2ND ST 1E		1	1					
70	2	163010-66170	2ND STATION PANEL		1	1					
71	2	119578-66410	HARNES, T EXT		1	1					
72	2	119578-67610	MANUAL, INSTALL 2ND		1	1					
73	1	763010-66090	2ND ST 2E		1	1					
74	2	163010-66170	2ND STATION PANEL		1	1					
75	2	119578-66410	HARNES, T EXT		1	1					
76	2	119578-67610	MANUAL, INSTALL 2ND		1	1					
77	1	763010-66040	1 ENG 1 STATION		1	1					
78	2	163010-67010	I6000, SINGLE		1	1					
79	1	763010-66120	CONT KIT, SE ZF TROL		1	1					
80	2	163010-67020	I6000, SINGLE TROLL		1	1					
81	2	163010-77010	HARNES, TROLL ZF 15F		1	1					
82	1	763010-66050	2 ENG 1 STATION		1	1					
83	2	163010-66140	I6000, PORT		1	1					
84	2	163010-66150	I6000, STARBOARD		1	1					
85	1	763010-66130	CONT KIT, DE ZF TROL		1	1					
86	2	163010-67030	I6000, PORT TROLL		1	1					
87	2	163010-67040	I6000, STBD TROLL		1	1					
88	2	163010-77010	HARNES, TROLL ZF 15F		1	1					
89	1	763010-66140	CH KIT, DUAL PALM		1	1					
90	2	163010-66480	CH, PALM BEACH PORT		1	1					
91	2	163010-66490	CH, PALM BEACH STBD		1	1					
92	2	163010-91010	PANEL, CP1200		1	1					
93	2	163010-77050	HARNES, CP1200		1	1					
94	2	163010-68010	MANUAL, INS PALM		1	1					
95	1	719578-66410	2ND ST KIT, SINGLE		1	1					
96	1	719578-66400	2ND ST KIT, DUAL		1	1					
97	1	719578-66420	2ND ST KIT, TRIPLE		1	1					
98	1	719578-66510	DISPLAY KIT, SINGLE		1	1					
99	1	719578-66500	DISPLAY KIT, DUAL		1	1					
100	1	719578-66520	DISPLAY KIT, TRIPLE		1	1					

Remarks

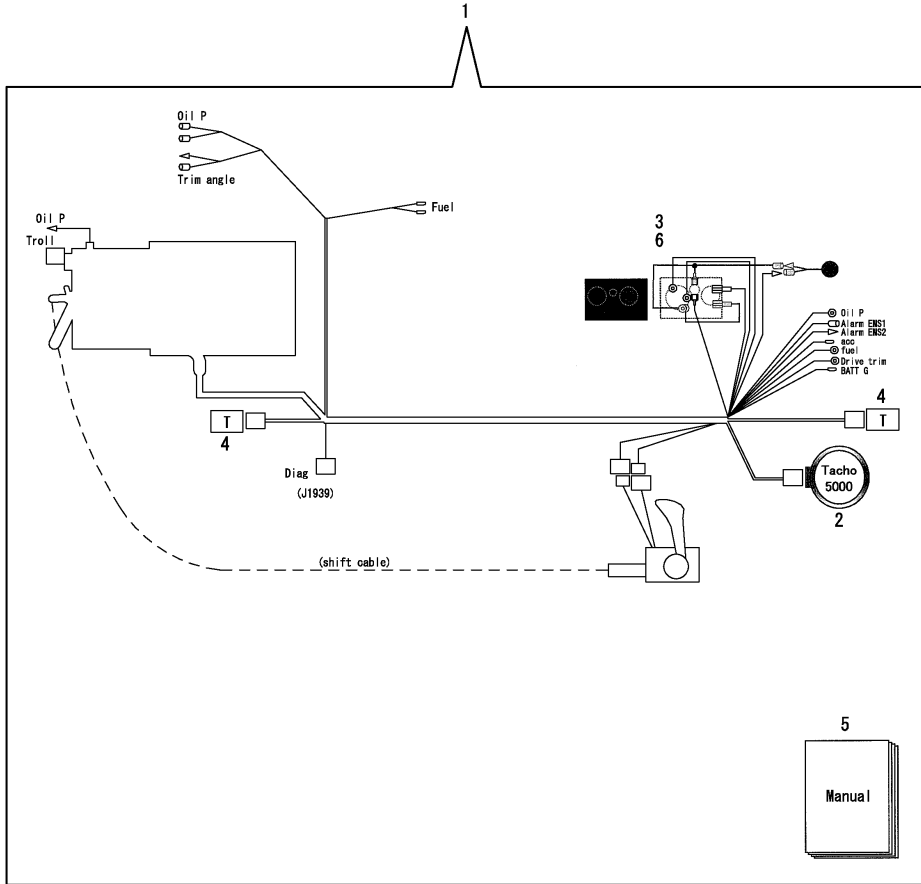
\*This figure are not illustrated.

N:Old  $\begin{matrix} \leftarrow \text{Yes} \\ \text{No} \rightarrow \end{matrix}$  New, Q:Old  $\begin{matrix} \leftarrow \text{No} \\ \text{Yes} \rightarrow \end{matrix}$  New, R:Old  $\begin{matrix} \leftarrow \text{Yes} \\ \text{Yes} \rightarrow \end{matrix}$  New, S:Old  $\begin{matrix} \leftarrow \text{No} \\ \text{No} \rightarrow \end{matrix}$  New, W:Add, Z:Discontinued, F:Interchangeable by set, K:Qty Change

(A)=6LY3 SERIES  
 (B)=6SY-STP  
 (C)=8SY-STP

(D)=4BY(2) SERIES  
 (E)=6BY(2) SERIES  
 (F)=

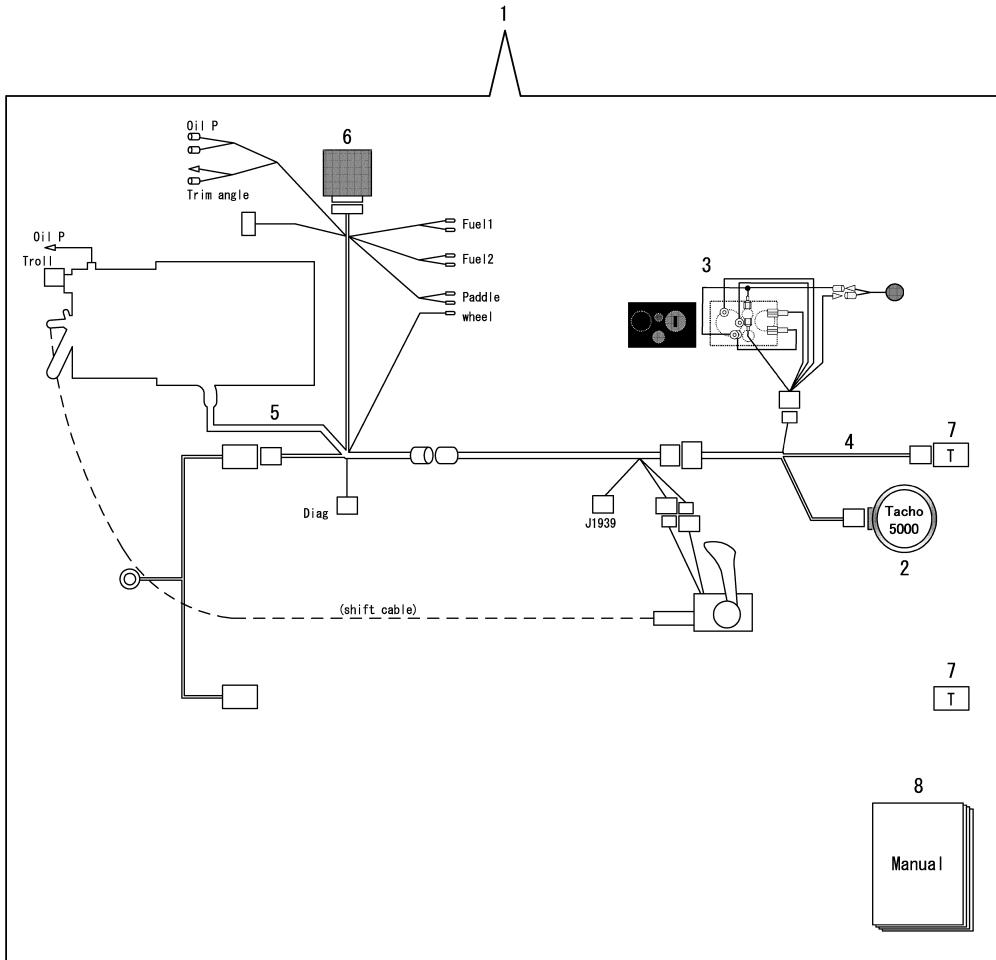
No.	Lev.	Parts No.	Description	Q'ty						I	R
				(A)	(B)	(C)	(D)	(E)	(F)		
1	1	720650-66010	CONT KIT, CLASSIC W				1	1			
1-1	1	720650-66011	CONT KIT, CLASSIC W				1	1			S
			(D=*2009.07)								
			(E=*2009.07)								
2	2	163520-91040	TACHOMETER, 5000 WC				1	1			
2-1	2	163520-91041	TACHOMETER, 5000 WC				1	1			N
			(D=*2008.09)								
			(E=*2008.09)								
3	2	163510-91020	PANEL KIT, CP19400K				1	1			Z
			(D=*2008.09)								
			(E=*2008.09)								
4	2	163510-77030	TERMINATOR, RECEPT				1	1			
4-1	2	163510-77030	TERMINATOR, RECEPT				2	2			K
			(D=*2008.09)								
			(E=*2008.09)								
5	2	120650-68110	MANUAL, OPERAT CLASS				1	1			
6	2	163510-91010	PANEL, IGN CP19400				1	1			W
			(D=*2008.09)								
			(E=*2008.09)								
6-1	2	163510-91011	PANEL, IGN CP19402				1	1			N
			(D=*2009.07)								
			(E=*2009.07)								
7	3	163510-91140	KEYSWITCH,OFF ON STA				1	1			W 1
			(D=*2009.07)								
			(E=*2009.07)								
8	3	163510-91150	INDICATOR,RED				1	1			W 1
			(D=*2009.07)								
			(E=*2009.07)								
9	3	163510-91160	SWITCH,STOP LANYD				1	1			W 1
			(D=*2009.07)								
			(E=*2009.07)								
10	3	163510-91170	ALARM,12V				1	1			W 1
			(D=*2009.07)								
			(E=*2009.07)								



Remarks  
 (1)NOT ILLUSTRATED.

(A)=6LY3 SERIES  
 (B)=6SY-STP  
 (C)=8SY-STP

(D)=4BY(2) SERIES  
 (E)=6BY(2) SERIES  
 (F)=

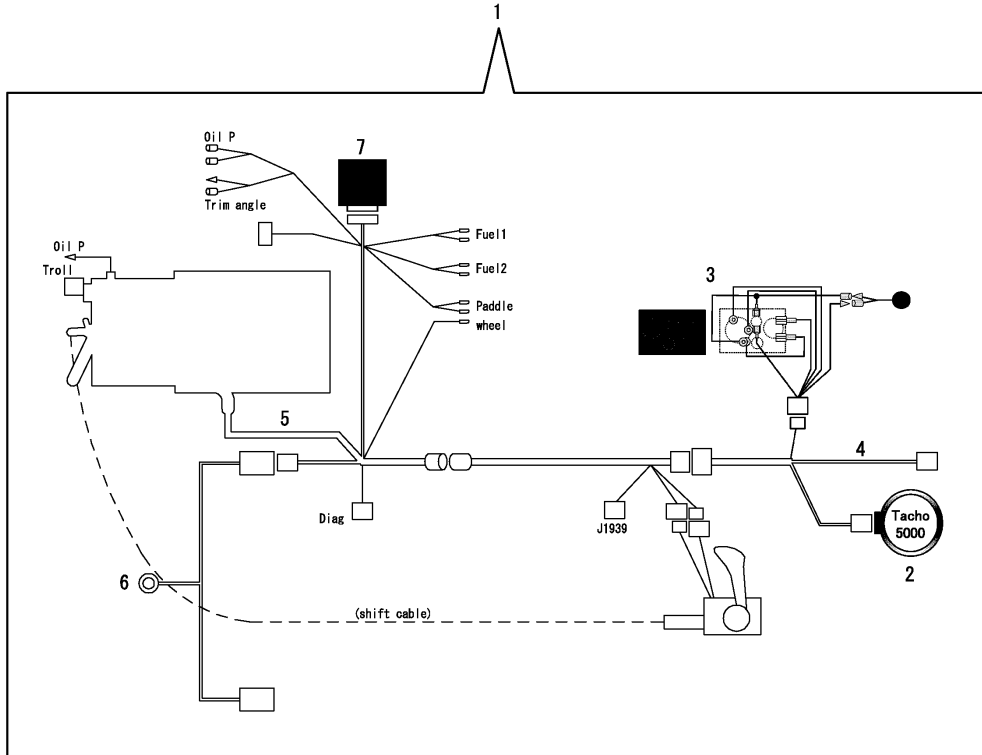


No.	Lev.	Parts No.	Description	Q'ty						I	R	
				(A)	(B)	(C)	(D)	(E)	(F)			
1	1	720650-66030	CONT KIT, PORT SP W				1	1				
2	2	163520-91040	TACHOMETER, 5000 WC				1	1				
2-1	2	163520-91041	TACHOMETER, 5000 WC				1	1				N
			(D=*2008.09.)			(E=*2008.09.)						
3	2	163510-91010	PANEL, IGN CP19400				1	1				
3-1	2	163510-91011	PANEL, IGN CP19402				1	1				N
			(D=*2009.07.)			(E=*2009.07.)						
4	2	120650-77050	HARNESS, HELM				1	1				
5	2	120650-77060	HARNESS, I/F MAIN				1	1				
6	2	120650-67010	INTERFACE, PORT				1	1				
6-1	2	120650-67050	INTERFACE, PORT				1	1				N
			(D=*2009.07.)			(E=*2009.07.)						
7	2	163510-77030	TERMINATOR, RECEP				1	1				
8	2	120650-68120	MANUAL, OPERAT SP/UL				1	1				

Fig.13. CONTROL KIT(STARBOARD SP/4,6BY)

(A)=6LY3 SERIES  
(B)=6SY-STP  
(C)=8SY-STP

(D)=4BY(2) SERIES  
(E)=6BY(2) SERIES  
(F)=



No.	Lev.	Parts No.	Description	Q'ty						I	R	
				(A)	(B)	(C)	(D)	(E)	(F)			
1	1	720650-66050	CONT KIT, STBD SP W				1	1				
2	2	163520-91040	TACHOMETER, 5000 WC				1	1				
2-1	2	163520-91041	TACHOMETER, 5000 WC				1	1			N	
				(D=*2008.09)	(E=*2008.09)							
3	2	163510-91010	PANEL, IGN CP19400				1	1				
3-1	2	163510-91011	PANEL, IGN CP19402				1	1			N	
				(D=*2009.07)	(E=*2009.07)							
4	2	120650-77050	HARNESS, HELM				1	1				
5	2	120650-77060	HARNESS, I/F MAIN				1	1				
6	2	163510-77040	HARNESS, ADOPT NMEA				1	1				
7	2	120650-67020	INTERFACE, STBD				1	1				
7-1	2	120650-67060	INTERFACE, STBD				1	1			N	
				(D=*2009.07)	(E=*2009.07)							

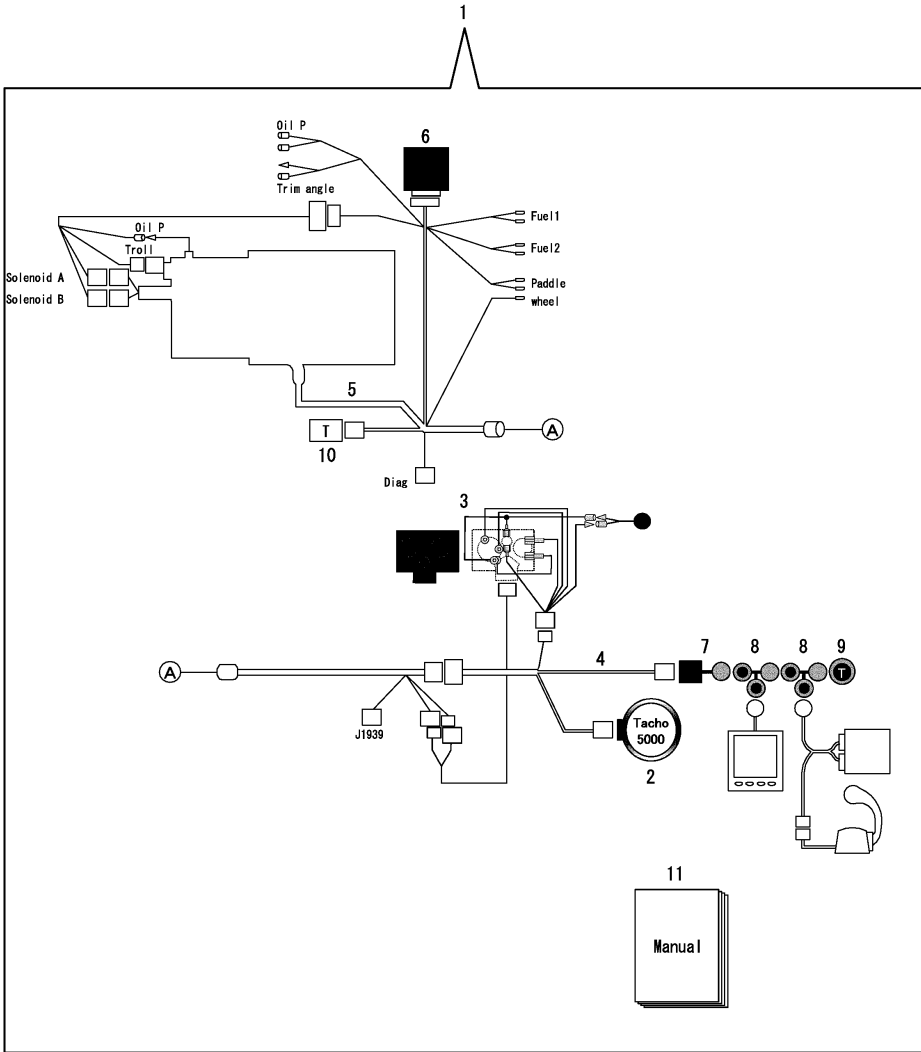


Fig.14. CONTROL KIT(SINGLE UL/4,6BY)

(A)=6LY3 SERIES  
(B)=6SY-STP  
(C)=8SY-STP

(D)=4BY(2) SERIES  
(E)=6BY(2) SERIES  
(F)=

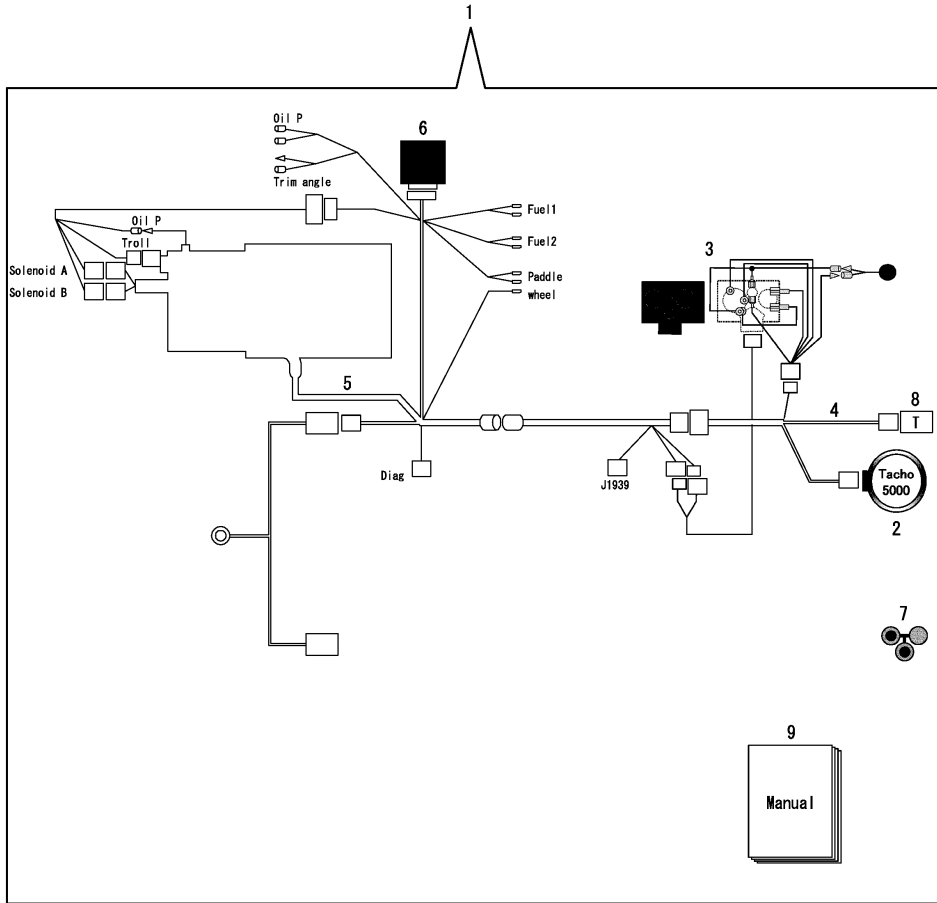
No.	Lev.	Parts No.	Description	Q'ty						I	R
				(A)	(B)	(C)	(D)	(E)	(F)		
1	1	720650-66101	CONT KIT, SINGLE UL				1	1			
2	2	163520-91040	TACHOMETER, 5000 WC				1	1			
2-1	2	163520-91041	TACHOMETER, 5000 WC				1	1		N	
3	2	720650-91010	PANEL, IGN CP19500	(D=*2008.09)	(E=*2008.09)		1	1			
3-1	2	720650-91011	PANEL, IGN CP19501				1	1		N	
3A	3	163510-91140	KEYSWITCH,OFF ON STA	(D=*2009.07)	(E=*2009.07)		1	1		W 1	
3B	3	163510-91150	INDICATOR,RED	(D=*2009.07)	(E=*2009.07)		1	1		W 1	
3C	3	163510-91160	SWITCH,STOP LANYD	(D=*2009.07)	(E=*2009.07)		1	1		W 1	
3D	3	163510-91170	ALARM,12V	(D=*2009.07)	(E=*2009.07)		1	1		W 1	
4	2	120650-77050	HARNESS, HELM				1	1			
5	2	120650-77060	HARNESS, I/F MAIN				1	1			
6	2	120650-67030	INTERFACE, PORT TROL				1	1			
6-1	2	120650-67050	INTERFACE, PORT TROL	(D=*2009.07)	(E=*2009.07)		1	1		N	
7	2	120650-77140	HARNESS, ADOPT NMEA				1	1			
8	2	119578-66721	CONNECTOR, T NMEA				1	1			
8-1	2	119578-66722	CONNECTOR, T NMEA	(D=EXXXXX)	(E=EXXXXX)		1	1		R	
9	2	119578-66740	TERMINATOR, FEMALE				1	1			
9-1	2	119578-66741	TERMINAL, F NMEA	(D=EXXXXX)	(E=EXXXXX)		1	1		R	
10	2	163510-77030	TERMINATOR, RECEPT				1	1			
11	2	120650-68130	MANUAL, OPERAT UNLIM				1	1			



Remarks  
(1)Not illustrated.

(A)=6LY3 SERIES  
 (B)=6SY-STP  
 (C)=8SY-STP

(D)=4BY(2) SERIES  
 (E)=6BY(2) SERIES  
 (F)=



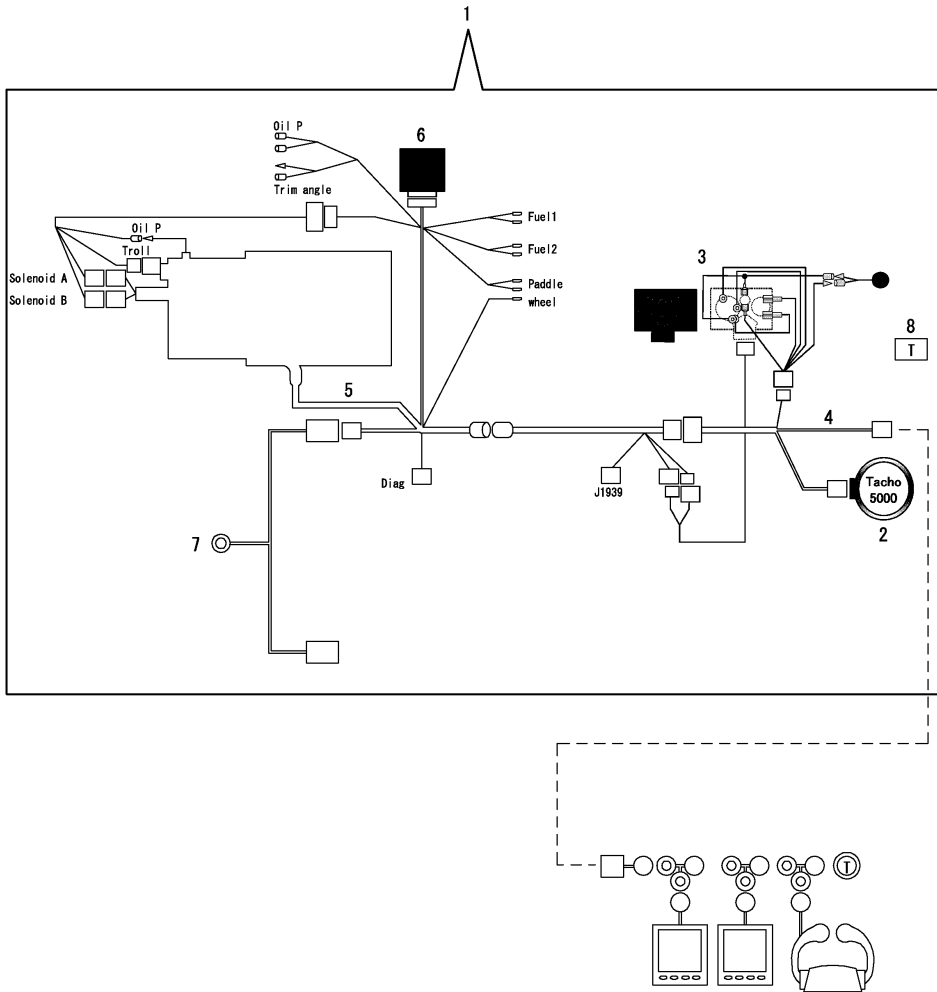
No.	Lev.	Parts No.	Description	Qty						I	R
				(A)	(B)	(C)	(D)	(E)	(F)		
1	1	720650-66111	CONT KIT, PORT UL				1	1			
1-1	1	720650-66112	CONT KIT, PORT UL				1	1			S
			(D=*2009.07.)				(E=*2009.07.)				
1A	2	119578-66740	TERMINATOR, FEMALE				1	1			W 1
1A-1	2	119578-66741	TERMINAL, F NMEA				1	1			R
			(D=*2012.02.)				(E=*2012.02.)				
1B	2	120650-77140	HARNESS, ADOPT NMEA				1	1			W 1
			(D=*2009.07.)				(E=*2009.07.)				
2	2	163520-91040	TACHOMETER, 5000 WC				1	1			N
2-1	2	163520-91041	TACHOMETER, 5000 WC				1	1			N
			(D=*2008.09.)				(E=*2008.09.)				
3	2	720650-91010	PANEL, IGN CP19500				1	1			N
3-1	2	720650-91011	PANEL, IGN CP19501				1	1			N
			(D=*2009.07.)				(E=*2009.07.)				
3A	3	163510-91140	KEYSWITCH,OFF ON STA				1	1			W 1
			(D=*2009.07.)				(E=*2009.07.)				
3B	3	163510-91150	INDICATOR,RED				1	1			W 1
			(D=*2009.07.)				(E=*2009.07.)				
3C	3	163510-91160	SWITCH,STOP LANYD				1	1			W 1
			(D=*2009.07.)				(E=*2009.07.)				
3D	3	163510-91170	ALARM,12V				1	1			W 1
			(D=*2009.07.)				(E=*2009.07.)				
4	2	120650-77050	HARNESS, HELM				1	1			
5	2	120650-77060	HARNESS, I/F MAIN				1	1			
6	2	120650-67030	INTERFACE, PORT TROL				1	1			
6-1	2	120650-67050	INTERFACE, PORT				1	1			N
			(D=*2009.07.)				(E=*2009.07.)				
7	2	119578-66721	CONNECTOR, T NMEA				1	1			
7-1	2	119578-66722	CONNECTOR, T NMEA				1	1			R
			(D=*2012.02.)				(E=*2012.02.)				
8	2	163510-77030	TERMINATOR, RECEPT				1	1			
9	2	120650-68130	MANUAL, OPERAT UNLIM				1	1			

Remarks  
 (1)Not illustrated.

Fig.16. CONTROL KIT(STARBOARD UL/4,6BY)

(A)=6LY3 SERIES  
(B)=6SY-STP  
(C)=8SY-STP

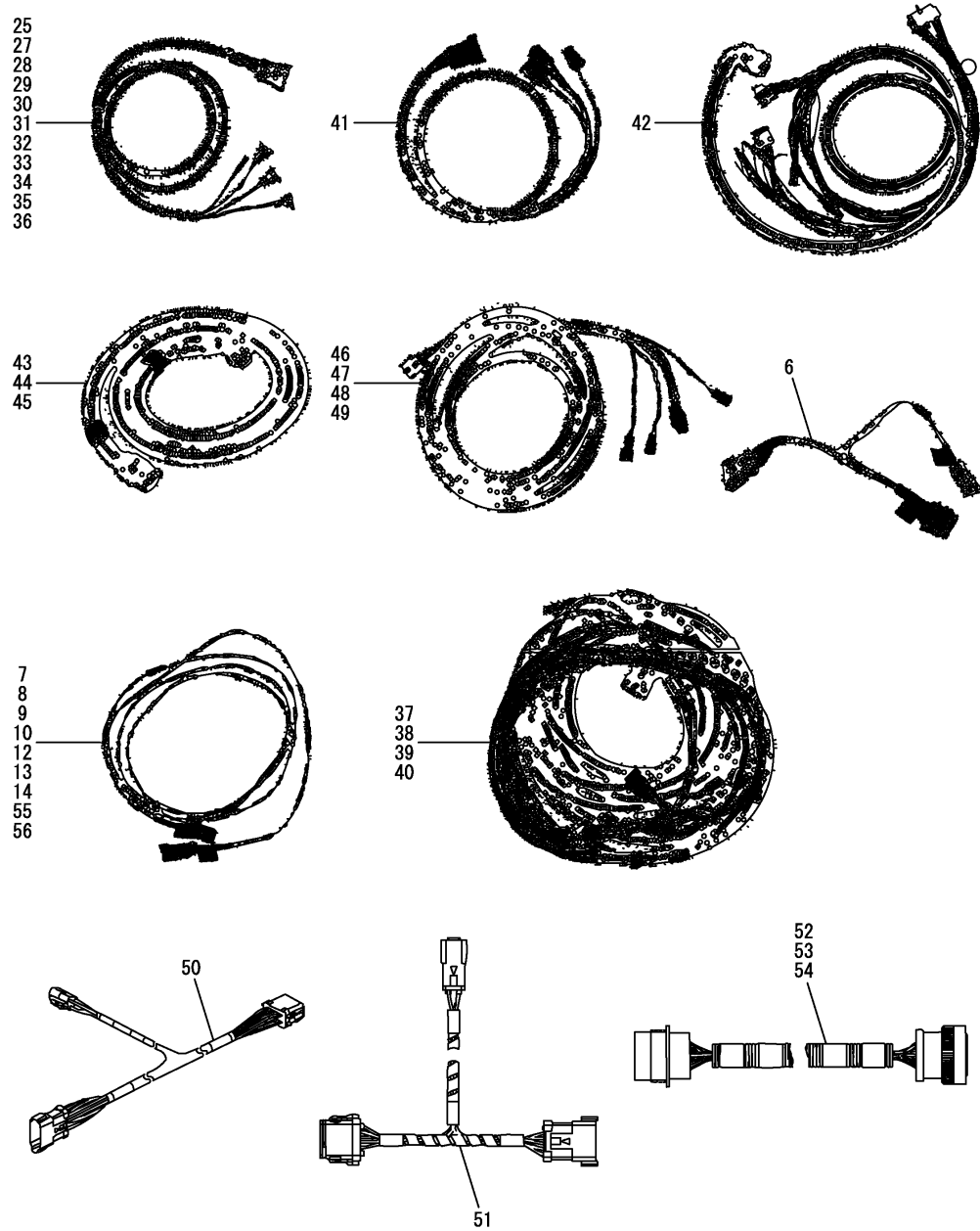
(D)=4BY(2) SERIES  
(E)=6BY(2) SERIES  
(F)=



No.	Lev.	Parts No.	Description	Q'ty						I	R
				(A)	(B)	(C)	(D)	(E)	(F)		
1	1	720650-66121	CONT KIT, STBD UL				1	1			
1-1	1	720650-66122	CONT KIT, STBD UL				1	1			S
			(D=*2009.07.)				(E=*2009.07.)				
2	2	163520-91040	TACHOMETER, 5000 WC				1	1			
2-1	2	163520-91041	TACHOMETER, 5000 WC				1	1			N
			(D=*2008.09.)				(E=*2008.09.)				
3	2	720650-91010	PANEL, IGN CP19500				1	1			
3-1	2	720650-91011	PANEL, IGN CP19501				1	1			N
			(D=*2009.07.)				(E=*2009.07.)				
3A	3	163510-91140	KEYSWITCH,OFF ON STA				1	1			W 1
			(D=*2009.07.)				(E=*2009.07.)				
3B	3	163510-91150	INDICATOR,RED				1	1			W 1
			(D=*2009.07.)				(E=*2009.07.)				
3C	3	163510-91160	SWITCH,STOP LANYD				1	1			W 1
			(D=*2009.07.)				(E=*2009.07.)				
3D	3	163510-91170	ALARM,12V				1	1			W 1
			(D=*2009.07.)				(E=*2009.07.)				
4	2	120650-77050	HARNESS, HELM				1	1			
5	2	120650-77060	HARNESS, I/F MAIN				1	1			
6	2	120650-67040	INTERFACE, STBD TROL				1	1			
6-1	2	120650-67060	INTERFACE, STBD				1	1			N
			(D=*2009.07.)				(E=*2009.07.)				
7	2	163510-77040	HARNESS, ADOPT NMEA				1	1			
8	2	163510-77030	TERMINATOR, RECEPT				1	1			

Remarks  
(1)Not illustrated.

Fig.17. HARNESS ASSY



(A)=6LY3 SERIES  
(B)=6SY-STP  
(C)=8SY-STP

(D)=4BY(2) SERIES  
(E)=6BY(2) SERIES  
(F)=

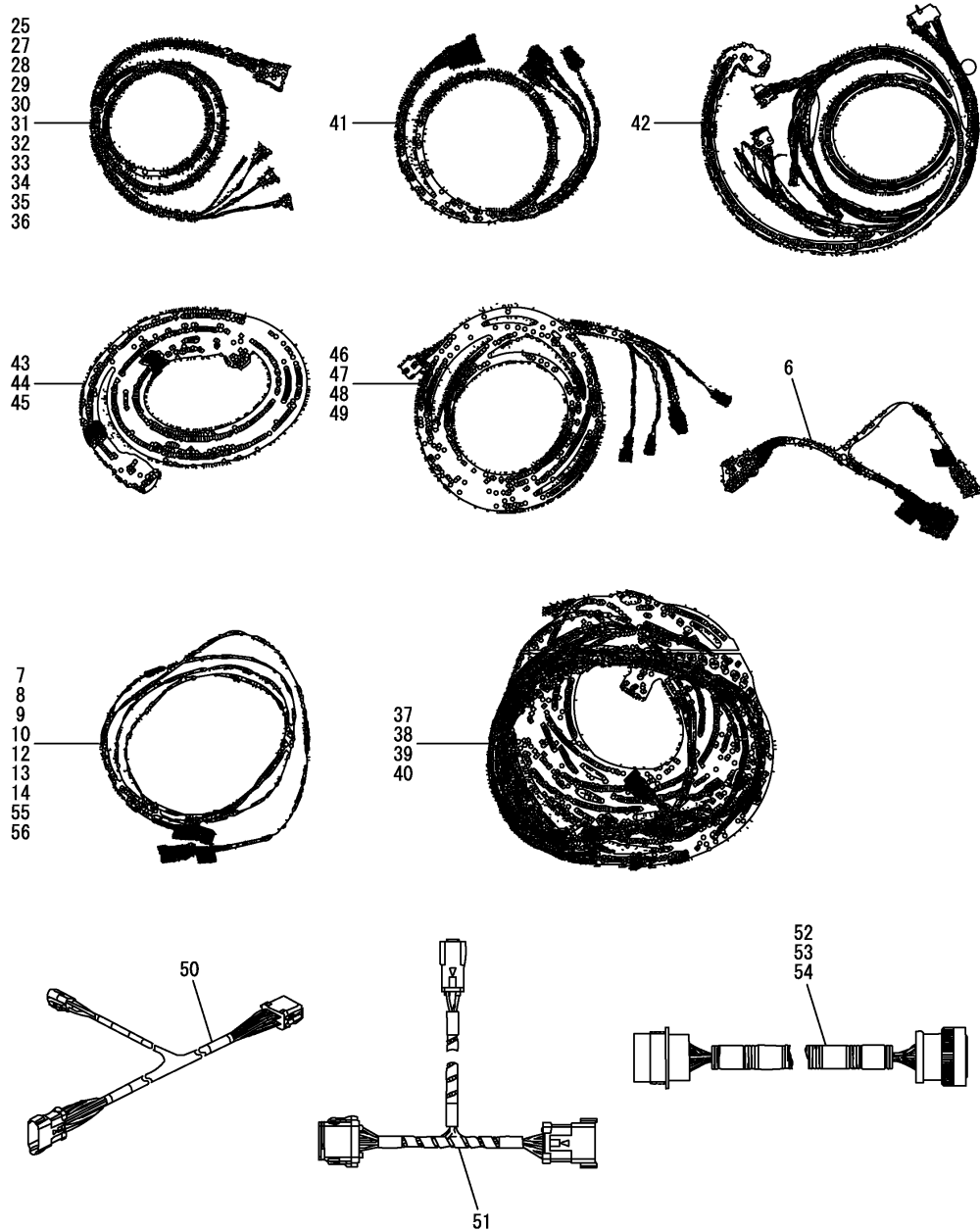
No.	Lev.	Parts No.	Description	Q'ty						I	R
				(A)	(B)	(C)	(D)	(E)	(F)		
1	1	163010-66010	SHIFT HARNESS 25FT	1	1	1	1	1		1	
2	1	163010-77010	HARNESS,TROLL ZF 15F	1	1	1	1	1		1	
3	1	163010-66020	I1002 HARNESS 20	1	1	1	1	1		1	
4	1	163010-66030	1ST STATION PANEL	1	1	1	1	1		1	
5	1	163010-66170	2ND STATION PANEL	1	1	1	1	1		1	
6	1	119578-66410	HARNESS, T EXT	1	1	1	1	1		1	
7	1	119578-66220	HARNESS, EXT1ST 14FT	1	1	1	1	1		1	
8	1	119578-66240	HARNESS, EXT1ST 20FT	1	1	1	1	1		1	
9	1	119578-66260	HARNESS, EXT1ST 27FT	1	1	1	1	1		1	
10	1	119578-66280	HARNESS, EXT1ST 33FT	1	1	1	1	1		1	
11	1	163010-66240	HARNESS, EXT 1ST 60	1	1	1	1	1		1	
12	1	119578-66310	HARNESS, EXT2ND 10FT	1	1	1	1	1		1	
13	1	119578-66340	HARNESS, EXT2ND 20FT	1	1	1	1	1		1	
14	1	119578-66360	HARNESS, EXT2ND 27FT	1	1	1	1	1		1	
15	1	163010-66250	HARNESS, EXT 2ND 60	1	1	1	1	1		1	
16	1	163010-66040	I8310 ENG HARNESS 17	1	1	1	1	1		1	
17	1	163010-66050	I1002 S&T HARNESS 4	1	1	1	1	1		1	
18	1	163010-66060	I1002 HARNESS 4	1	1	1	1	1		1	
19	1	163010-66070	I8310 PANEL HARNESS	1	1	1	1	1		1	
20	1	119578-77590	HARNESS, JUMPER	1	1	1	1	1		1	
21	1	163010-66130	CONNECTION LEAD	1	1	1	1	1		1	
22	1	163010-77050	HARNESS, CP1200	1	1	1	1	1		1	
23	1	163510-77010	HARNESS, CP1200 I/F	1	1	1	1	1		1	
24	1	163010-66370	ALARM HARNESS	1	1	1	1	1		1	
25	1	119578-66810	HARNESS, T/M ZF	1	1	1	1	1		1	
26	1	163510-77020	HARNESS, HELM I/F	1	1	1	1	1		1	
27	1	119578-66820	HARNESS, T/M TD	1	1	1	1	1		1	
28	1	119578-66840	HARNESS, T/M ZF 6FT	1	1	1	1	1		1	
29	1	119578-77570	HARENSS, I/F 10 FT	1	1	1	1	1		1	
30	1	119578-77580	I/F HARENSS, 17 FT	1	1	1	1	1		1	
31	1	163020-77010	HARNESS, POWER I/F	1	1	1	1	1		1	
32	1	163020-77020	HARNESS,EXT I/F 12FT	1	1	1	1	1		1	
33	1	163020-77030	HARNESS,EXT I/F 18FT	1	1	1	1	1		1	
34	1	163020-77040	HARNESS,EXT I/F 25FT	1	1	1	1	1		1	
35	1	163020-77050	HARNESS, I/F MAIN	1	1	1	1	1		1	
36	1	163020-77060	HARNESS, WAT IN FUEL	1	1	1	1	1		1	
37	1	120650-77010	HARNESS, MAIN 10FT	1	1	1	1	1		1	
37-1	1	120650-77011	HARNESS, MAIN 10FT	1	1	1	1	1		S	
		(A=*2009.07)	(B=*2009.07)	(C=*2009.07)	(D=*2009.07)	(E=*2009.07)					
38	1	120650-77020	HARNESS, MAIN 13FT	1	1	1	1	1		1	
38-1	1	120650-77021	HARNESS, MAIN 13FT	1	1	1	1	1		S	
		(A=*2009.07)	(B=*2009.07)	(C=*2009.07)	(D=*2009.07)	(E=*2009.07)					
39	1	120650-77030	HARNESS, MAIN 17FT	1	1	1	1	1		1	
39-1	1	120650-77031	HARNESS, MAIN 17FT	1	1	1	1	1		S	
		(A=*2009.07)	(B=*2009.07)	(C=*2009.07)	(D=*2009.07)	(E=*2009.07)					
40	1	120650-77040	HARNESS, MAIN 23FT	1	1	1	1	1		1	
40-1	1	120650-77041	HARNESS, MAIN 23FT	1	1	1	1	1		S	
		(A=*2009.07)	(B=*2009.07)	(C=*2009.07)	(D=*2009.07)	(E=*2009.07)					
41	1	120650-77050	HARNESS, HELM	1	1	1	1	1		1	
42	1	120650-77060	HARNESS, I/F MAIN	1	1	1	1	1		1	
43	1	120650-77070	HARNESS, EXT ENG 3FT	1	1	1	1	1		1	

Remarks  
(1)NOT ILLUSTRATED.

Fig.17. HARNESS ASSY

(A)=6LY3 SERIES  
(B)=6SY-STP  
(C)=8SY-STP

(D)=4BY(2) SERIES  
(E)=6BY(2) SERIES  
(F)=



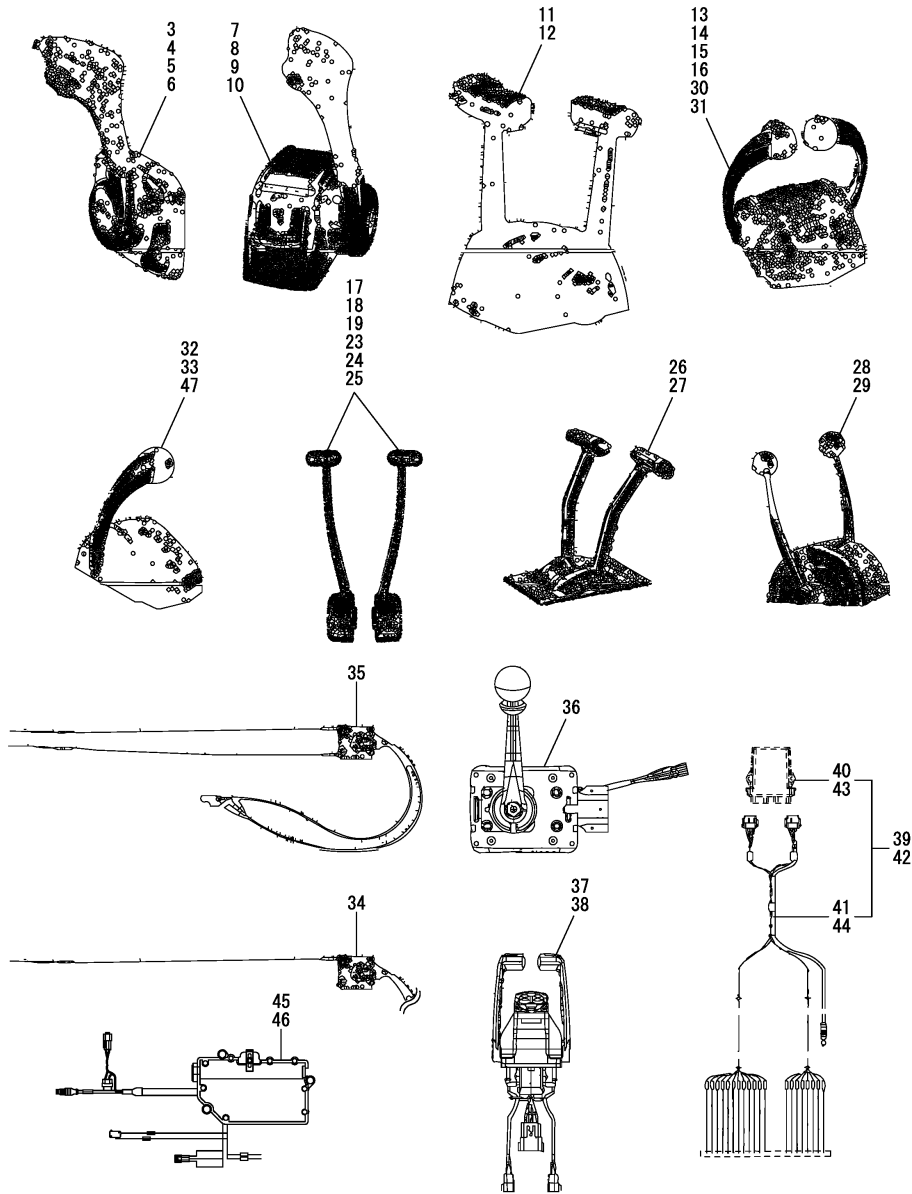
No.	Lev.	Parts No.	Description	Q'ty						I	R
				(A)	(B)	(C)	(D)	(E)	(F)		
44	1	120650-77080	HARNESS, EXT ENG 7FT	1	1	1	1	1			
45	1	120650-77090	HARNESS, EXT ENG 10F	1	1	1	1	1			
46	1	120650-77100	HARNESS,EXT MAIN 10F	1	1	1	1	1			
47	1	120650-77110	HARNESS,EXT MAIN 13F	1	1	1	1	1			
48	1	120650-77120	HARNESS,EXT MAIN 13F	1	1	1	1	1			
49	1	120650-77130	HARNESS,EXT MAIN 23F	1	1	1	1	1			
50	1	163510-77070	HARNESS, SHUTDOWN	1	1	1	1	1		W	
		(A=*2008.09)	(B=*2008.09)	(C=*2008.09)	(D=*2008.09)	(E=*2008.09)					
51	1	163510-77080	HARNESS, T 2ND STATI	1	1	1	1	1		W	
		(A=*2008.09)	(B=*2008.09)	(C=*2008.09)	(D=*2008.09)	(E=*2008.09)					
52	1	163510-77090	HARNESS,EXT ENG 3	1	1	1	1	1		W	
		(A=*2008.09)	(B=*2008.09)	(C=*2008.09)	(D=*2008.09)	(E=*2008.09)					
53	1	163510-77100	HARNESS,EXT ENG 7	1	1	1	1	1		W	
		(A=*2008.09)	(B=*2008.09)	(C=*2008.09)	(D=*2008.09)	(E=*2008.09)					
54	1	163510-77110	HARNESS,EXT ENG 10	1	1	1	1	1		W	
		(A=*2008.09)	(B=*2008.09)	(C=*2008.09)	(D=*2008.09)	(E=*2008.09)					
55	1	163510-77060	HARNESS, I/F XCIM	1	1	1	1	1		W	
		(A=*2008.01)	(B=*2008.01)	(C=*2008.01)	(D=*2008.01)	(E=*2008.01)					
56	1	163510-77050	HARNESS, EXT2ND 40FT	1	1	1	1	1		W	
		(A=*2009.07)	(B=*2009.07)	(C=*2009.07)	(D=*2009.07)	(E=*2009.07)					
57	1	163510-77130	HARNESS,ENG I8320/5	1	1	1	1	1		W 1	
		(A=*2009.07)	(B=*2009.07)	(C=*2009.07)	(D=*2009.07)	(E=*2009.07)					

Remarks  
(1)NOT ILLUSTRATED.

Fig.18. CONTROL HEAD ASSY

(A)=6LY3 SERIES  
(B)=6SY-STP  
(C)=8SY-STP

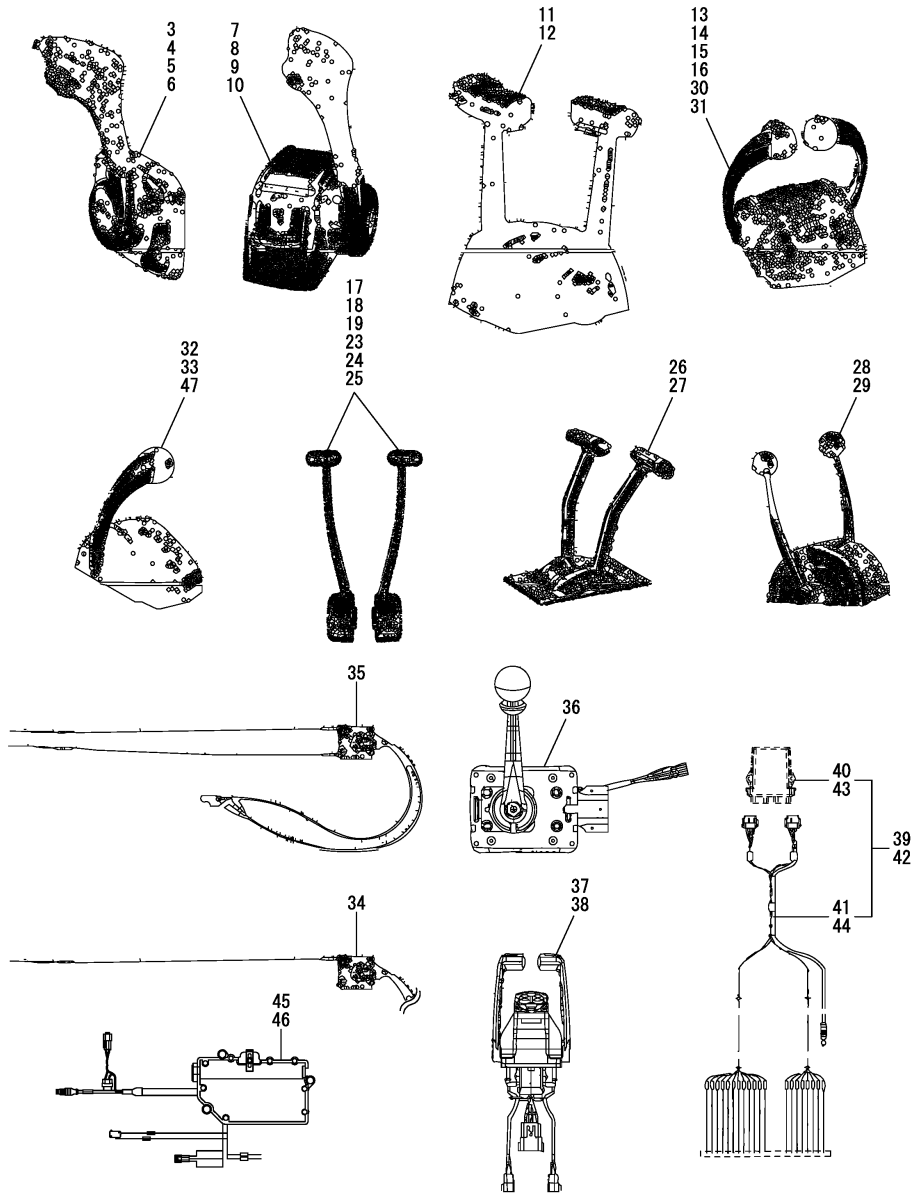
(D)=4BY(2) SERIES  
(E)=6BY(2) SERIES  
(F)=



No.	Lev.	Parts No.	Description	Q'ty						I	R
				(A)	(B)	(C)	(D)	(E)	(F)		
1	1	163510-66110	CH, DTM SL3	1	1	1	1	1			1
2	1	163510-66120	CH, DTM SL3 TRIM	1	1	1	1	1			1
3	1	163510-66010	CH, SSM BLACK	1	1	1	1	1			
4	1	163510-66020	CH, SSM CHROME	1	1	1	1	1			
5	1	163510-66030	CH, SSM TRIM BLACK	1	1	1	1	1			
6	1	163510-66040	CH, SSM TRIM CHROME	1	1	1	1	1			
7	1	163510-66050	CH, STM BLACK	1	1	1	1	1			
8	1	163510-66060	CH, STM CHROME	1	1	1	1	1			
9	1	163510-66070	CH, STM TRIM BLACK	1	1	1	1	1			
10	1	163510-66080	CH, STM TRIM CHROME	1	1	1	1	1			
11	1	163510-66090	CH, DTM BLACK	1	1	1	1	1			
12	1	163510-66100	CH, DTM TRIM BLACK	1	1	1	1	1			
13	1	119578-66010	HEAD, DUAL CONTROL	1	1	1	1	1			
13A	2	163510-66320	BALL GRIP,CH675/6XX	1	1	1	1	1			W 1
		(A=*2009.07)	(B=*2009.07)	(C=*2009.07)	(D=*2009.07)	(E=*2009.07)					
14	1	119578-66020	HEAD, DUAL CONTROL	1	1	1	1	1			
14A	2	163510-66320	BALL GRIP,CH675/6XX	1	1	1	1	1			W 1
		(A=*2009.07)	(B=*2009.07)	(C=*2009.07)	(D=*2009.07)	(E=*2009.07)					
14B	2	163510-66330	BALL GRIP,TRIM,CH675	1	1	1	1	1			W 1
		(A=*2009.07)	(B=*2009.07)	(C=*2009.07)	(D=*2009.07)	(E=*2009.07)					
14C	2	163520-77080	HARNES, DIODE TRIM	1	1	1	1	1			W 1
		(A=*2009.07)	(B=*2009.07)	(C=*2009.07)	(D=*2009.07)	(E=*2009.07)					
15	1	163510-66510	CH, DTM	1	1	1	1	1			
15A	2	163510-66320	BALL GRIP,CH675/6XX	1	1	1	1	1			W 1
		(A=*2009.07)	(B=*2009.07)	(C=*2009.07)	(D=*2009.07)	(E=*2009.07)					
16	1	163510-66520	CH, DTM TRIM	1	1	1	1	1			
16A	2	163510-66320	BALL GRIP,CH675/6XX	1	1	1	1	1			W 1
		(A=*2009.07)	(B=*2009.07)	(C=*2009.07)	(D=*2009.07)	(E=*2009.07)					
16B	2	163510-66330	BALL GRIP,TRIM,CH675	1	1	1	1	1			W 1
		(A=*2009.07)	(B=*2009.07)	(C=*2009.07)	(D=*2009.07)	(E=*2009.07)					
16C	2	163520-77080	HARNES, DIODE TRIM	1	1	1	1	1			W 1
		(A=*2009.07)	(B=*2009.07)	(C=*2009.07)	(D=*2009.07)	(E=*2009.07)					
17	1	763010-66140	CH KIT, DUAL PALM	1	1	1	1	1			
18	2	163010-66480	CH, PALM BEACH PORT	1	1	1	1	1			
19	2	163010-66490	CH, PALM BEACH STBD	1	1	1	1	1			
20	2	163010-91010	PANEL, CP1200	1	1	1	1	1			1
21	2	163010-77050	HARNES, CP1200	1	1	1	1	1			1
22	2	163010-68010	MANUAL, INS PALM	1	1	1	1	1			1
23	1	163510-66530	CH KIT, DUAL PALM	1	1	1	1	1			
23A	2	163010-66480	CH, PALM BEACH PORT	1	1	1	1	1			W 1
		(A=*2008.09)	(B=*2008.09)	(C=*2008.09)	(D=*2008.09)	(E=*2008.09)					
23B	2	163010-66490	CH, PALM BEACH STBD	1	1	1	1	1			W 1
		(A=*2008.09)	(B=*2008.09)	(C=*2008.09)	(D=*2008.09)	(E=*2008.09)					
23C	2	163010-68010	MANUAL, INS PALM	1	1	1	1	1			W 1
		(A=*2008.09)	(B=*2008.09)	(C=*2008.09)	(D=*2008.09)	(E=*2008.09)					
23D	2	163510-77010	HARNES, CP1200 I/F	1	1	1	1	1			W 1
		(A=*2008.09)	(B=*2008.09)	(C=*2008.09)	(D=*2008.09)	(E=*2008.09)					
23E	2	163010-91010	PANEL, CP1200	1	1	1	1	1			W 1
		(A=*2008.09)	(B=*2008.09)	(C=*2008.09)	(D=*2008.09)	(E=*2008.09)					
23F	2	163510-66190	MODULE,CH PB,DE	1	1	1	1	1			W 1
		(A=*2009.07)	(B=*2009.07)	(C=*2009.07)	(D=*2009.07)	(E=*2009.07)					

Remarks  
(1)NOT ILLUSTRATED.

Fig.18. CONTROL HEAD ASSY



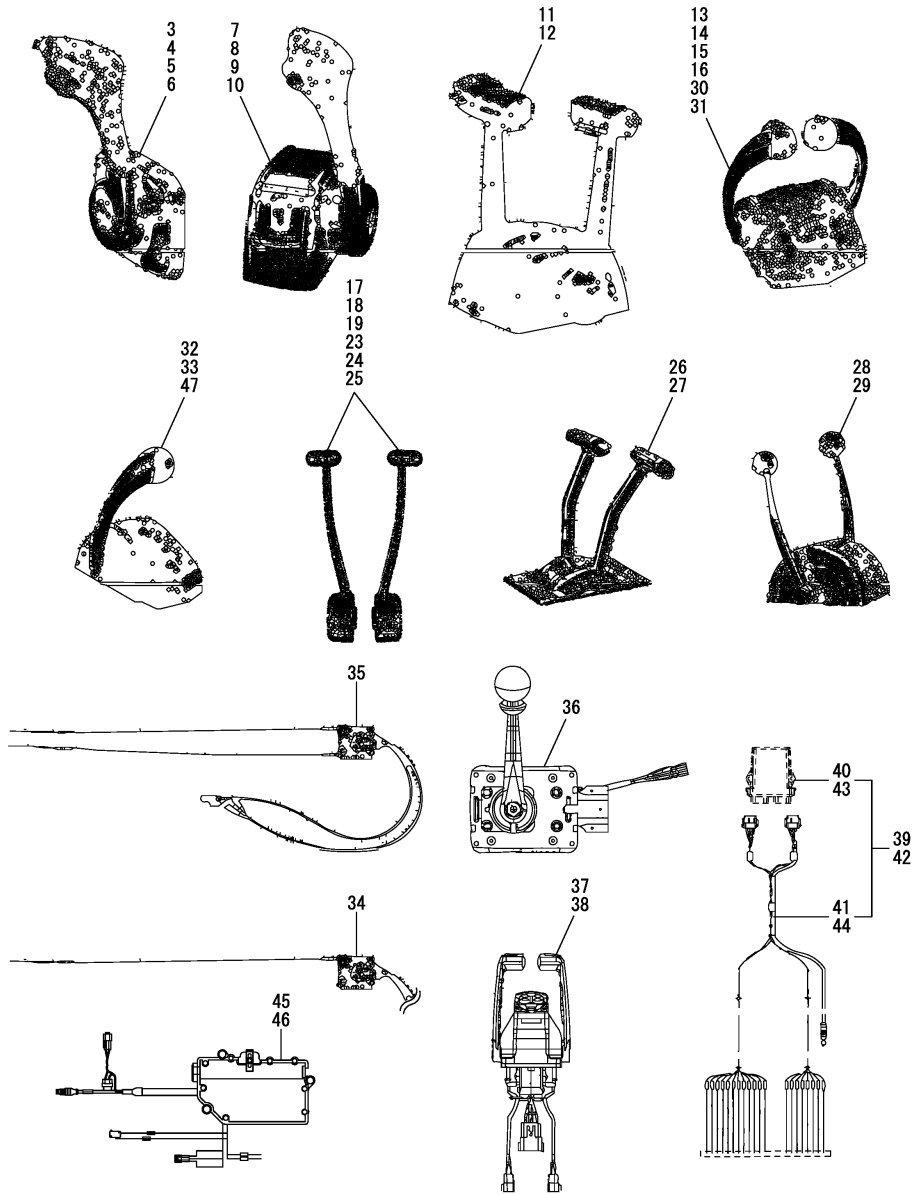
(A)=6LY3 SERIES  
(B)=6SY-STP  
(C)=8SY-STP

(D)=4BY(2) SERIES  
(E)=6BY(2) SERIES  
(F)=

No.	Lev.	Parts No.	Description	Q'ty						I	R
				(A)	(B)	(C)	(D)	(E)	(F)		
24	1	163510-66540	CH KIT, PALM PORT	1	1	1	1	1			
24A	2	163010-66480	CH, PALM BEACH PORT	1	1	1	1	1		W 1	
		(A=*2008.09) (B=*2008.09) (C=*2008.09) (D=*2008.09) (E=*2008.09)									
24B	2	163510-77010	HARNES, CP1200 I/F	1	1	1	1	1		W 1	
24C	2	163510-91030	PANEL, CP1100	1	1	1	1	1		W 1	
24D	2	163510-66200	MODULE,CH PB,PORT	1	1	1	1	1		W 1	
		(A=*2009.07) (B=*2009.07) (C=*2009.07) (D=*2009.07) (E=*2009.07)									
25	1	163510-66550	CH KIT, PALM STBD	1	1	1	1	1			
25A	2	163010-66490	CH, PALM BEACH STBD	1	1	1	1	1		W 1	
		(A=*2008.09) (B=*2008.09) (C=*2008.09) (D=*2008.09) (E=*2008.09)									
25B	2	163510-77010	HARNES, CP1200 I/F	1	1	1	1	1		W 1	
25C	2	163510-91030	PANEL, CP1100	1	1	1	1	1		W 1	
		(A=*2008.09) (B=*2008.09) (C=*2008.09) (D=*2008.09) (E=*2008.09)									
25D	2	163510-66210	MODULE,CH PB,STBD	1	1	1	1	1		W 1	
		(A=*2009.07) (B=*2009.07) (C=*2009.07) (D=*2009.07) (E=*2009.07)									
26	1	163510-66560	CH KIT, 4400 DUAL	1	1	1	1	1			
26A	2	163510-77010	HARNES, CP1200 I/F	2	2	2	2	2		W 1	
		(A=*2008.09) (B=*2008.09) (C=*2008.09) (D=*2008.09) (E=*2008.09)									
26B	2	163010-91010	PANEL, CP1200	1	1	1	1	1		W 1	
		(A=*2008.09) (B=*2008.09) (C=*2008.09) (D=*2008.09) (E=*2008.09)									
26C	2	163510-66220	MODULE,CH4400,DE,SHF	1	1	1	1	1		W 1	
		(A=*2009.07) (B=*2009.07) (C=*2009.07) (D=*2009.07) (E=*2009.07)									
26D	2	163510-66230	MODULE,CH4400,DE,THR	1	1	1	1	1		W 1	
		(A=*2009.07) (B=*2009.07) (C=*2009.07) (D=*2009.07) (E=*2009.07)									
27	1	163510-66570	CH KIT, 4400 SINGLE	1	1	1	1	1			
27A	2	163510-77010	HARNES, CP1200 I/F	1	1	1	1	1		W 1	
		(A=*2008.09) (B=*2008.09) (C=*2008.09) (D=*2008.09) (E=*2008.09)									
27B	2	163510-91030	PANEL, CP1100	1	1	1	1	1		W 1	
		(A=*2008.09) (B=*2008.09) (C=*2008.09) (D=*2008.09) (E=*2008.09)									
27C	2	163510-66240	MODULE,CH4400,SE	1	1	1	1	1		W 1	
		(A=*2009.07) (B=*2009.07) (C=*2009.07) (D=*2009.07) (E=*2009.07)									
28	1	163510-66580	CH KIT, 5600 DUAL	1	1	1	1	1			
28A	2	163510-77010	HARNES, CP1200 I/F	2	2	2	2	2		W 1	
		(A=*2008.09) (B=*2008.09) (C=*2008.09) (D=*2008.09) (E=*2008.09)									
28B	2	163010-91010	PANEL, CP1200	1	1	1	1	1		W 1	
		(A=*2008.09) (B=*2008.09) (C=*2008.09) (D=*2008.09) (E=*2008.09)									
28C	2	163510-66250	MODULE,CH5600,DE,SHF	1	1	1	1	1		W 1	
		(A=*2009.07) (B=*2009.07) (C=*2009.07) (D=*2009.07) (E=*2009.07)									
28D	2	163510-66260	MODULE,CH5600,DE,THR	1	1	1	1	1		W 1	
		(A=*2009.07) (B=*2009.07) (C=*2009.07) (D=*2009.07) (E=*2009.07)									
29	1	163510-66590	CH KIT, 5600 SINGLE	1	1	1	1	1			
29A	2	163510-77010	HARNES, CP1200 I/F	1	1	1	1	1		W 1	
		(A=*2008.09) (B=*2008.09) (C=*2008.09) (D=*2008.09) (E=*2008.09)									
29B	2	163510-91030	PANEL, CP1100	1	1	1	1	1		W 1	
		(A=*2008.09) (B=*2008.09) (C=*2008.09) (D=*2008.09) (E=*2008.09)									
29C	2	163510-66270	MODULE,CH5600,SE	1	1	1	1	1		W 1	
		(A=*2009.07) (B=*2009.07) (C=*2009.07) (D=*2009.07) (E=*2009.07)									
30	1	719578-86350	CH KIT, DTM	1	1	1	1	1			

Remarks  
(1)NOT ILLUSTRATED.

Fig.18. CONTROL HEAD ASSY



(A)=6LY3 SERIES  
(B)=6SY-STP  
(C)=8SY-STP

(D)=4BY(2) SERIES  
(E)=6BY(2) SERIES  
(F)=

No.	Lev.	Parts No.	Description	Q'ty						I	R
				(A)	(B)	(C)	(D)	(E)	(F)		
30A	2	163510-66510	CH, DTM	1	1	1	1	1		W	1
		(A=*2008.09)	(B=*2008.09)	(C=*2008.09)	(D=*2008.09)	(E=*2008.09)					
30AA	3	163510-66320	BALL GRIP,CH675/6XX	1	1	1	1	1		W	1
		(A=*2009.07)	(B=*2009.07)	(C=*2009.07)	(D=*2009.07)	(E=*2009.07)					
30B	2	163510-91050	PANEL, CP67603	1	1	1	1	1		W	1
		(A=*2008.09)	(B=*2008.09)	(C=*2008.09)	(D=*2008.09)	(E=*2008.09)					
30BA	3	163510-91090	SWITCH,TE ECP	1	1	1	1	1		W	1
		(A=*2009.07)	(B=*2009.07)	(C=*2009.07)	(D=*2009.07)	(E=*2009.07)					
30BB	3	163510-91100	INDICATOR,GREEN	1	1	1	1	1		W	1
		(A=*2009.07)	(B=*2009.07)	(C=*2009.07)	(D=*2009.07)	(E=*2009.07)					
31	1	719578-86360	CH KIT, DTM TRIM	1	1	1	1	1			
31A	2	163510-66520	CH, DTM TRIM	1	1	1	1	1		W	1
		(A=*2008.09)	(B=*2008.09)	(C=*2008.09)	(D=*2008.09)	(E=*2008.09)					
31AA	3	163510-66320	BALL GRIP,TRIM,CH675/6XX	1	1	1	1	1		W	1
		(A=*2009.07)	(B=*2009.07)	(C=*2009.07)	(D=*2009.07)	(E=*2009.07)					
31AB	3	163510-66330	BALL GRIP,TRIM,CH675	1	1	1	1	1		W	1
		(A=*2009.07)	(B=*2009.07)	(C=*2009.07)	(D=*2009.07)	(E=*2009.07)					
31AC	3	163520-77080	HARNES, DIODE TRIM	1	1	1	1	1		W	1
		(A=*2009.07)	(B=*2009.07)	(C=*2009.07)	(D=*2009.07)	(E=*2009.07)					
31B	2	163510-91050	PANEL, CP67603	1	1	1	1	1		W	1
		(A=*2008.09)	(B=*2008.09)	(C=*2008.09)	(D=*2008.09)	(E=*2008.09)					
31BA	3	163510-91090	SWITCH,TE ECP	1	1	1	1	1		W	1
		(A=*2009.07)	(B=*2009.07)	(C=*2009.07)	(D=*2009.07)	(E=*2009.07)					
31BB	3	163510-91100	INDICATOR,GREEN	1	1	1	1	1		W	1
		(A=*2009.07)	(B=*2009.07)	(C=*2009.07)	(D=*2009.07)	(E=*2009.07)					
32	1	719578-86330	CH KIT, STNGLE TM	1	1	1	1	1			
32A	2	119578-66040	HEAD, SINGLE CONTROL	1	1	1	1	1		W	1
		(A=*2008.09)	(B=*2008.09)	(C=*2008.09)	(D=*2008.09)	(E=*2008.09)					
32AA	3	163510-66320	BALL GRIP,CH675/6XX	1	1	1	1	1		W	1
		(A=*2009.07)	(B=*2009.07)	(C=*2009.07)	(D=*2009.07)	(E=*2009.07)					
32B	2	163510-77020	HARNES, HELM I/F	1	1	1	1	1		W	1
		(A=*2008.09)	(B=*2008.09)	(C=*2008.09)	(D=*2008.09)	(E=*2008.09)					
32C	2	163510-66300	MODULE,CH STM	1	1	1	1	1		W	1
		(A=*2009.07)	(B=*2009.07)	(C=*2009.07)	(D=*2009.07)	(E=*2009.07)					
33	1	719578-86340	CH KIT, STM TRIM	1	1	1	1	1			
33A	2	119578-66050	HEAD, SINGLE CONTROL	1	1	1	1	1		W	1
		(A=*2008.09)	(B=*2008.09)	(C=*2008.09)	(D=*2008.09)	(E=*2008.09)					
33B	2	163510-77020	HARNES, HELM I/F	1	1	1	1	1		W	1
		(A=*2008.09)	(B=*2008.09)	(C=*2008.09)	(D=*2008.09)	(E=*2008.09)					
33C	2	163510-66310	MODULE,CH STM TRIM	1	1	1	1	1		W	1
		(A=*2009.07)	(B=*2009.07)	(C=*2009.07)	(D=*2009.07)	(E=*2009.07)					
34	1	163510-66130	THROTTLE CONVERSION	1	1	1	1	1		W	
		(A=*2008.09)	(B=*2008.09)	(C=*2008.09)	(D=*2008.09)	(E=*2008.09)					
35	1	163510-66140	THROTTLE CONVERSION	1	1	1	1	1		W	
		(A=*2008.09)	(B=*2008.09)	(C=*2008.09)	(D=*2008.09)	(E=*2008.09)					
36	1	163510-66600	CH KIT,2210	1	1	1	1	1		W	
		(A=*2008.09)	(B=*2008.09)	(C=*2008.09)	(D=*2008.09)	(E=*2008.09)					
36A	2	163510-66280	MODULE,CH2210,SE	1	1	1	1	1		W	1
		(A=*2009.07)	(B=*2009.07)	(C=*2009.07)	(D=*2009.07)	(E=*2009.07)					
37	1	163510-66610	CH KIT,67505C	1	1	1	1	1		W	
		(A=*2008.09)	(B=*2008.09)	(C=*2008.09)	(D=*2008.09)	(E=*2008.09)					

Remarks  
(1)NOT ILLUSTRATED.

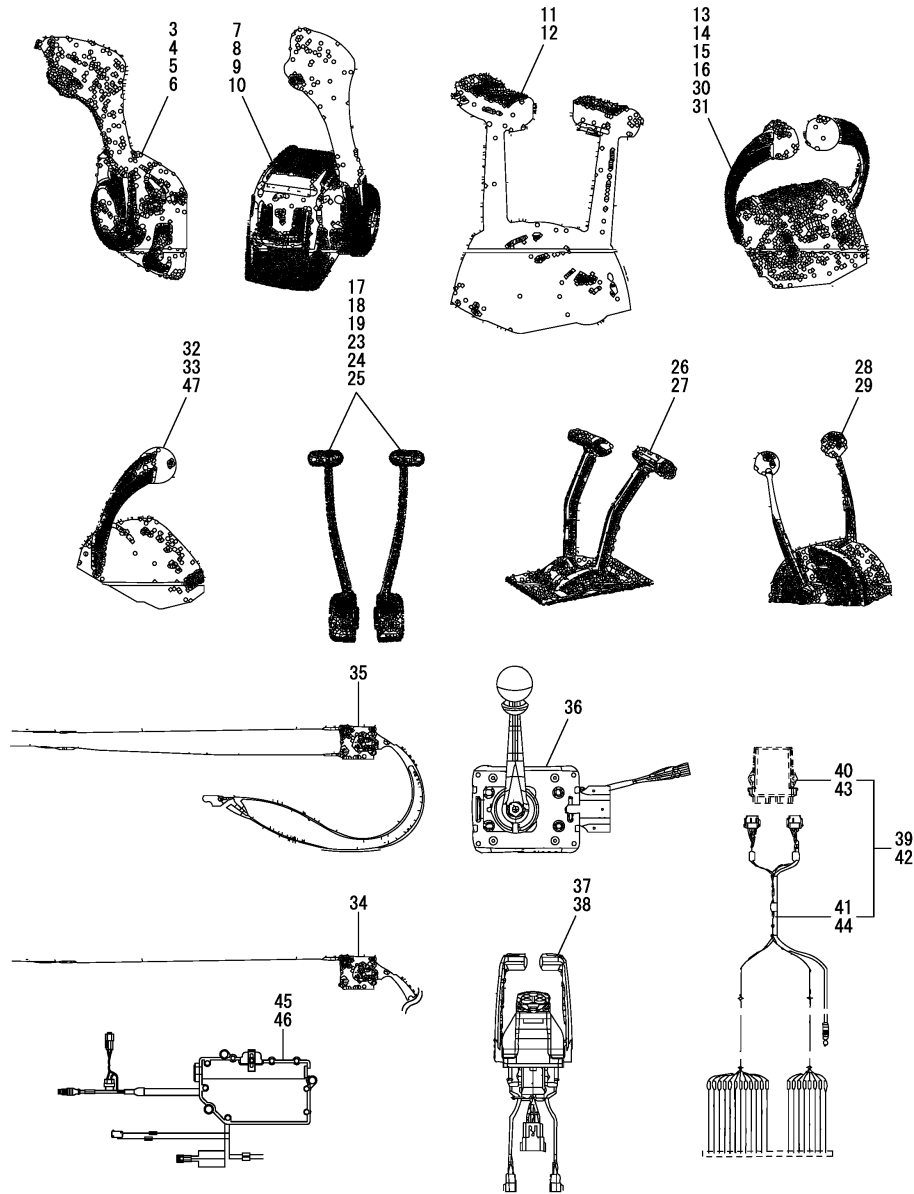
N:Old  $\begin{matrix} \leftarrow \text{Yes} \\ \text{No} \end{matrix}$  New, Q:Old  $\begin{matrix} \leftarrow \text{No} \\ \text{Yes} \end{matrix}$  New, R:Old  $\begin{matrix} \leftarrow \text{Yes} \\ \text{Yes} \end{matrix}$  New, S:Old  $\begin{matrix} \leftarrow \text{No} \\ \text{No} \end{matrix}$  New, W:Add, Z:Discontinued, F:Interchangeable by set, K:Q'ty Change  
++ CONTINUE ++  
Copyright (C) YANMAR CO., LTD. All Rights Reserved.



Fig.18. CONTROL HEAD ASSY

(A)=6LY3 SERIES  
(B)=6SY-STP  
(C)=8SY-STP

(D)=4BY(2) SERIES  
(E)=6BY(2) SERIES  
(F)=



No.	Lev.	Parts No.	Description	Qty						I	R
				(A)	(B)	(C)	(D)	(E)	(F)		
37A	2	163510-66290	MODULE,CH KE,DE (A=*2009.07) (B=*2009.07) (C=*2009.07) (D=*2009.07)	1	1	1	1	1	1	W	1
38	1	163510-66620	CH KIT,67505G (A=*2008.09) (B=*2008.09) (C=*2008.09) (D=*2008.09)	1	1	1	1	1	1	W	
38A	2	163510-66290	MODULE,CH KE,DE (A=*2009.07) (B=*2009.07) (C=*2009.07) (D=*2009.07)	1	1	1	1	1	1	W	1
39	1	763510-66910	I/F KIT, XCIM SINGLE (A=*2008.01) (B=*2008.01) (C=*2008.01) (D=*2008.01)	1	1	1	1	1	1	W	
40	2	163510-66910	/F, XCIM SINGLE (A=*2008.01) (B=*2008.01) (C=*2008.01) (D=*2008.01)	1	1	1	1	1	1	W	
41	2	163510-77060	HARNES, I/F XCIM (A=*2008.01) (B=*2008.01) (C=*2008.01) (D=*2008.01)	1	1	1	1	1	1	W	
42	1	763510-66920	I/F KIT, XCIM DUAL (A=*2008.01) (B=*2008.01) (C=*2008.01) (D=*2008.01)	1	1	1	1	1	1	W	
43	2	163510-66920	/F, XCIM DUAL (A=*2008.01) (B=*2008.01) (C=*2008.01) (D=*2008.01)	1	1	1	1	1	1	W	
44	2	163510-77060	HARNES, I/F XCIM (A=*2008.01) (B=*2008.01) (C=*2008.01) (D=*2008.01)	1	1	1	1	1	1	W	
45	1	163510-66150	ACTUATOR,SHIFT,PORT (A=*2009.07) (B=*2009.07) (C=*2009.07) (D=*2009.07)	1	1	1	1	1	1	W	
46	1	163510-66160	ACTUATOR,SHIFT,STBD (A=*2009.07) (B=*2009.07) (C=*2009.07) (D=*2009.07)	1	1	1	1	1	1	W	
47	1	163510-66170	CH,STM TRIMGRA (A=*2009.07) (B=*2009.07) (C=*2009.07) (D=*2009.07)	1	1	1	1	1	1	W	
48	2	163510-66320	BALL GRIP,CH675/6XX (A=*2009.07) (B=*2009.07) (C=*2009.07) (D=*2009.07)	1	1	1	1	1	1	W	1
49	1	163510-66180	MODULE,CH DUAL (A=*2009.07) (B=*2009.07) (C=*2009.07) (D=*2009.07)	1	1	1	1	1	1	W	1

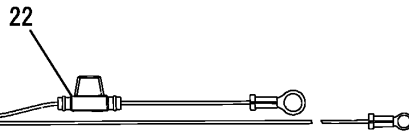
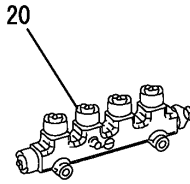

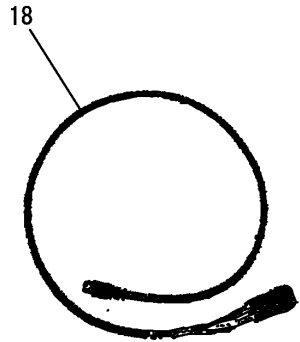
Remarks  
(1)NOT ILLUSTRATED.

Fig.19. CABLE ASSY

(A)=6LY3 SERIES  
(B)=6SY-STP  
(C)=8SY-STP

(D)=4BY(2) SERIES  
(E)=6BY(2) SERIES  
(F)=

1  
2  
3  
4  
5  
6  
7  
8  
9  
10  
11  
12  
13  
14



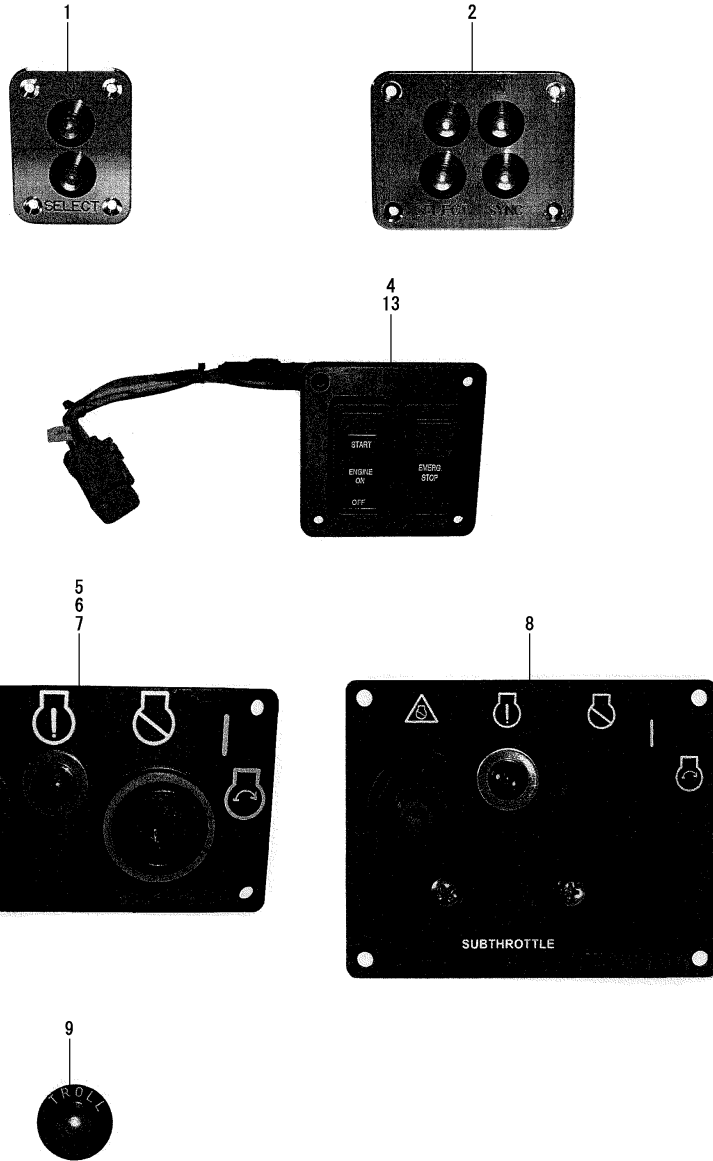
No.	Lev.	Parts No.	Description	Q'ty						I	R
				(A)	(B)	(C)	(D)	(E)	(F)		
1	1	119578-66610	NMEA CABLE, 1 FT	1	1	1	1	1			
1-1	1	119578-66611	CABLE, 0.3M NMEA	1	1	1	1	1			R
		(A=EXXXXX) (B=EXXXXX) (C=EXXXXX) (D=EXXXXX) (E=EXXXXX)									
2	1	119578-66620	NMEA CABLE, 2 FT	1	1	1	1	1			
2-1	1	119578-66621	CABLE, 0.6M NMEA	1	1	1	1	1			R
		(A=EXXXXX) (B=EXXXXX) (C=EXXXXX) (D=EXXXXX) (E=EXXXXX)									
3	1	119578-66630	NMEA CABLE, 3 FT	1	1	1	1	1			
3-1	1	119578-66631	CABLE, 1.0M NMEA	1	1	1	1	1			R
		(A=EXXXXX) (B=EXXXXX) (C=EXXXXX) (D=EXXXXX) (E=EXXXXX)									
4	1	119578-66640	NMEA CABLE, 6FT	1	1	1	1	1			
4-1	1	119578-66641	CABLE, 2.0M NMEA	1	1	1	1	1			R
		(A=EXXXXX) (B=EXXXXX) (C=EXXXXX) (D=EXXXXX) (E=EXXXXX)									
5	1	119578-66650	NMEA CABLE, 9FT	1	1	1	1	1			
5-1	1	119578-66651	CABLE, 3.0M NMEA	1	1	1	1	1			R
		(A=EXXXXX) (B=EXXXXX) (C=EXXXXX) (D=EXXXXX) (E=EXXXXX)									
6	1	119578-66660	NMEA CABLE, 12FT	1	1	1	1	1			
6-1	1	119578-66661	CABLE, 4.0M NMEA	1	1	1	1	1			R
		(A=EXXXXX) (B=EXXXXX) (C=EXXXXX) (D=EXXXXX) (E=EXXXXX)									
7	1	119578-66670	NMEA CABLE, 16FT	1	1	1	1	1			
7-1	1	119578-66671	CABLE, 5.0M NMEA	1	1	1	1	1			R
		(A=EXXXXX) (B=EXXXXX) (C=EXXXXX) (D=EXXXXX) (E=EXXXXX)									
8	1	119578-66680	NMEA CABLE, 20FT	1	1	1	1	1			
8-1	1	119578-66681	CABLE, 6.0M NMEA	1	1	1	1	1			R
		(A=EXXXXX) (B=EXXXXX) (C=EXXXXX) (D=EXXXXX) (E=EXXXXX)									
9	1	119578-66690	NMEA CABLE, 30FT	1	1	1	1	1			
9-1	1	119578-66691	CABLE, 9.0M NMEA	1	1	1	1	1			R
		(A=EXXXXX) (B=EXXXXX) (C=EXXXXX) (D=EXXXXX) (E=EXXXXX)									
10	1	119578-66720	CONNECTOR, T NMEA	1	1	1	1	1			Z
		(A=FROM 1ST) (B=FROM 1ST) (C=FROM 1ST) (D=FROM 1ST) (E=FROM 1ST)									
11	1	119578-66730	TERMINATOR, MALE	1	1	1	1	1			
11-1	1	119578-66731	TERMINAL, M NMEA	1	1	1	1	1			R
		(A=EXXXXX) (B=EXXXXX) (C=EXXXXX) (D=EXXXXX) (E=EXXXXX)									
12	1	119578-66740	TERMINATOR, FEMALE	1	1	1	1	1			
12-1	1	119578-66741	TERMINAL, F NMEA	1	1	1	1	1			R
		(A=EXXXXX) (B=EXXXXX) (C=EXXXXX) (D=EXXXXX) (E=EXXXXX)									
13	1	163510-77030	TERMINATOR, RECEPT	1	1	1	1	1			
14	1	119578-66721	CONNECTOR, T NMEA	1	1	1	1	1			
14-1	1	119578-66722	CONNECTOR, T NMEA	1	1	1	1	1			R
		(A=EXXXXX) (B=EXXXXX) (C=EXXXXX) (D=EXXXXX) (E=EXXXXX)									
15	1	163010-66080	CAN COM HARNESS 1	1	1	1	1	1			1
16	1	119578-91190	HARNESS, I5601E 4FT	1	1	1	1	1			1
17	1	119578-66760	HARNESS, ADOPT NMEA	1	1	1	1	1			1
18	1	120650-77140	HARNESS, ADOPT NMEA	1	1	1	1	1			
19	1	163510-77040	HARNESS, ADOPT NMEA	1	1	1	1	1			
20	1	163510-77140	T BLOCK	1	1	1	1	1			W
		(A=*2009.07) (B=*2009.07) (C=*2009.07) (D=*2009.07) (E=*2009.07)									
21	2	163510-77150	SEALING CAP	1	1	1	1	1			W 1
		(A=*2009.07) (B=*2009.07) (C=*2009.07) (D=*2009.07) (E=*2009.07)									
22	1	163510-77160	HARNESS,CANBUS POWER	1	1	1	1	1			W
		(A=*2009.07) (B=*2009.07) (C=*2009.07) (D=*2009.07) (E=*2009.07)									

Remarks  
(1)Not illustrated.

Fig.20. PANEL ASSY

(A)=6LY3 SERIES  
(B)=6SY-STP  
(C)=8SY-STP

(D)=4BY(2) SERIES  
(E)=6BY(2) SERIES  
(F)=




No.	Lev.	Parts No.	Description	Q'ty						I	R
				(A)	(B)	(C)	(D)	(E)	(F)		
1	1	163510-91030	PANEL, CP1100	1	1	1	1	1			
2	1	163010-91010	PANEL, CP1200	1	1	1	1	1			
3	1	119578-91200	PANEL, 1ST CONTROLL	1	1	1	1	1		1	
3A	2	163510-91110	SWITCH,LOCKING STOP	1	1	1	1	1		W 1	
		(A=*2009.07) (B=*2009.07) (C=*2009.07) (D=*2009.07)		(E=*2009.07)							
3B	2	163510-91120	SWITCH,ROCKER ST/SP	1	1	1	1	1		W 1	
		(A=*2009.07) (B=*2009.07) (C=*2009.07) (D=*2009.07)		(E=*2009.07)							
3C	2	163510-91130	INDICATOR,RED	1	1	1	1	1		W 1	
		(A=*2009.07) (B=*2009.07) (C=*2009.07) (D=*2009.07)		(E=*2009.07)							
4	1	119578-91220	PANEL, 2ND CONTROLL	1	1	1	1	1			
4A	2	163510-91110	SWITCH,LOCKING STOP	1	1	1	1	1		W 1	
		(A=*2009.07) (B=*2009.07) (C=*2009.07) (D=*2009.07)		(E=*2009.07)							
4B	2	163510-91120	SWITCH,ROCKER ST/SP	1	1	1	1	1		W 1	
		(A=*2009.07) (B=*2009.07) (C=*2009.07) (D=*2009.07)		(E=*2009.07)							
5	1	163510-91010	PANEL, IGN CP19400	1	1	1	1	1			
5-1	1	163510-91011	PANEL, IGN CP19402	1	1	1	1	1		N	
		(A=*2009.07) (B=*2009.07) (C=*2009.07) (D=*2009.07)		(E=*2009.07)							
6	1	163510-91020	PANEL KIT, CP19400K	1	1	1	1	1			
6A	2	163510-91140	KEYSWITCH,OFF ON STA	1	1	1	1	1		W 1	
		(A=*2009.07) (B=*2009.07) (C=*2009.07) (D=*2009.07)		(E=*2009.07)							
6B	2	163510-91150	INDICATOR,RED	1	1	1	1	1		W 1	
		(A=*2009.07) (B=*2009.07) (C=*2009.07) (D=*2009.07)		(E=*2009.07)							
6C	2	163510-91160	SWITCH,STOP LANYD	1	1	1	1	1		W 1	
		(A=*2009.07) (B=*2009.07) (C=*2009.07) (D=*2009.07)		(E=*2009.07)							
6D	2	163510-91170	ALARM,12V	1	1	1	1	1		W 1	
		(A=*2009.07) (B=*2009.07) (C=*2009.07) (D=*2009.07)		(E=*2009.07)							
7	1	163510-91040	PANEL, IGN CP19401	1	1	1	1	1			
8	1	720650-91010	PANEL, IGN CP19500	1	1	1	1	1			
8-1	1	720650-91011	PANEL, IGN CP19501	1	1	1	1	1		N	
		(A=*2009.07) (B=*2009.07) (C=*2009.07) (D=*2009.07)		(E=*2009.07)							
8A	2	163510-91140	KEYSWITCH,OFF ON STA	1	1	1	1	1		W 1	
		(A=*2009.07) (B=*2009.07) (C=*2009.07) (D=*2009.07)		(E=*2009.07)							
8B	2	163510-91150	INDICATOR,RED	1	1	1	1	1		W 1	
		(A=*2009.07) (B=*2009.07) (C=*2009.07) (D=*2009.07)		(E=*2009.07)							
8C	2	163510-91160	SWITCH,STOP LANYD	1	1	1	1	1		W 1	
		(A=*2009.07) (B=*2009.07) (C=*2009.07) (D=*2009.07)		(E=*2009.07)							
8D	2	163510-91170	ALARM,12V	1	1	1	1	1		W 1	
		(A=*2009.07) (B=*2009.07) (C=*2009.07) (D=*2009.07)		(E=*2009.07)							
9	1	119578-66890	SWITCH, TROLLING	1	1	1	1	1			
10	1	163510-91050	PANEL, CP67603	1	1	1	1	1		1	
10A	2	163510-91090	SWITCH,TE ECP	1	1	1	1	1		W 1	
		(A=*2009.07) (B=*2009.07) (C=*2009.07) (D=*2009.07)		(E=*2009.07)							
10B	2	163510-91100	INDICATOR,GREEN	1	1	1	1	1		W 1	
		(A=*2009.07) (B=*2009.07) (C=*2009.07) (D=*2009.07)		(E=*2009.07)							
11	1	163510-91060	PLATE, CP19401	1	1	1	1	1		1	
12	1	163510-91070	GASKET, CP19401	1	1	1	1	1		1	
13	1	163510-91080	PANEL, 2ND CP19300	1	1	1	1	1		W	
		(A=*2008.09) (B=*2008.09) (C=*2008.09) (D=*2008.09)		(E=*2008.09)							

Remarks  
(1)NOT ILLUSTRATED.

Fig.21. DISPLAY ASSY

(A)=6LY3 SERIES  
(B)=6SY-STP  
(C)=8SY-STP

(D)=4BY(2) SERIES  
(E)=6BY(2) SERIES  
(F)=



No.	Lev.	Parts No.	Description	Q'ty						I	R
				(A)	(B)	(C)	(D)	(E)	(F)		
1	1	119578-91110	DISPLAY, I5501EP	1	1	1	1	1			1
2	1	119578-91120	DISPLAY, I5501ES	1	1	1	1	1			1
3	1	119578-91140	DISPLAY, I5601E SE	1	1	1	1	1			
3A	2	119578-91180	COVER, I5601E	1	1	1	1	1			W 1
		(A=*2009.07)	(B=*2009.07)	(C=*2009.07)	(D=*2009.07)	(E=*2009.07)					
3B	2	119578-91190	HARNESS, I5601E 4FT	1	1	1	1	1			W 1
		(A=*2009.07)	(B=*2009.07)	(C=*2009.07)	(D=*2009.07)	(E=*2009.07)					
4	1	119578-91170	DISPLAY, I5601E CENT	1	1	1	1	1			
4A	2	119578-91180	COVER, I5601E	1	1	1	1	1			W 1
4B	2	119578-91190	HARNESS, I5601E 4FT	1	1	1	1	1			W 1
		(A=*2009.07)	(B=*2009.07)	(C=*2009.07)	(D=*2009.07)	(E=*2009.07)					
5	1	119578-91150	DISPLAY, I5601E PORT	1	1	1	1	1			
5A	2	119578-91180	COVER, I5601E	1	1	1	1	1			W 1
		(A=*2009.07)	(B=*2009.07)	(C=*2009.07)	(D=*2009.07)	(E=*2009.07)					
5B	2	119578-91190	HARNESS, I5601E 4FT	1	1	1	1	1			W 1
		(A=*2009.07)	(B=*2009.07)	(C=*2009.07)	(D=*2009.07)	(E=*2009.07)					
6	1	119578-91160	DISPLAY, I5601E STBD	1	1	1	1	1			
6A	2	119578-91180	COVER, I5601E	1	1	1	1	1			W 1
		(A=*2009.07)	(B=*2009.07)	(C=*2009.07)	(D=*2009.07)	(E=*2009.07)					
6B	2	119578-91190	HARNESS, I5601E 4FT	1	1	1	1	1			W 1
		(A=*2009.07)	(B=*2009.07)	(C=*2009.07)	(D=*2009.07)	(E=*2009.07)					
7	1	163010-66300	GUIDE 5501E/STM	1	1	1	1	1			
8	1	119578-67220	GUIDE, I5601E SINGLE	1	1	1	1	1			
9	1	119578-67230	GUIDE, I5601E TRIPLE	1	1	1	1	1			

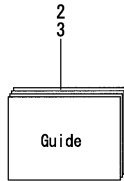
Remarks  
(1)NOT ILLUSTRATED.

Fig.22. DISPLAY ASSY(DUAL)

(A)=6LY3 SERIES  
(B)=6SY-STP  
(C)=8SY-STP

(D)=4BY(2) SERIES  
(E)=6BY(2) SERIES  
(F)=

No.	Lev.	Parts No.	Description	Q'ty						I	R
				(A)	(B)	(C)	(D)	(E)	(F)		
1	1	163520-91010	DISPLAY, I5601E DUAL	1	1	1	1	1			
1A	2	119578-91180	COVER, I5601E	1	1	1	1	1		W 1	
		(A=*2009.07)	(B=*2009.07)	(C=*2009.07)	(D=*2009.07)	(E=*2009.07)					
1B	2	119578-91190	HARNES, I5601E 4FT	1	1	1	1	1		W 1	
		(A=*2009.07)	(B=*2009.07)	(C=*2009.07)	(D=*2009.07)	(E=*2009.07)					
2	1	163010-66310	GUIDE 5501E/DTM	1	1	1	1	1			
3	1	119578-67210	GUIDE, I5601E DUAL	1	1	1	1	1			

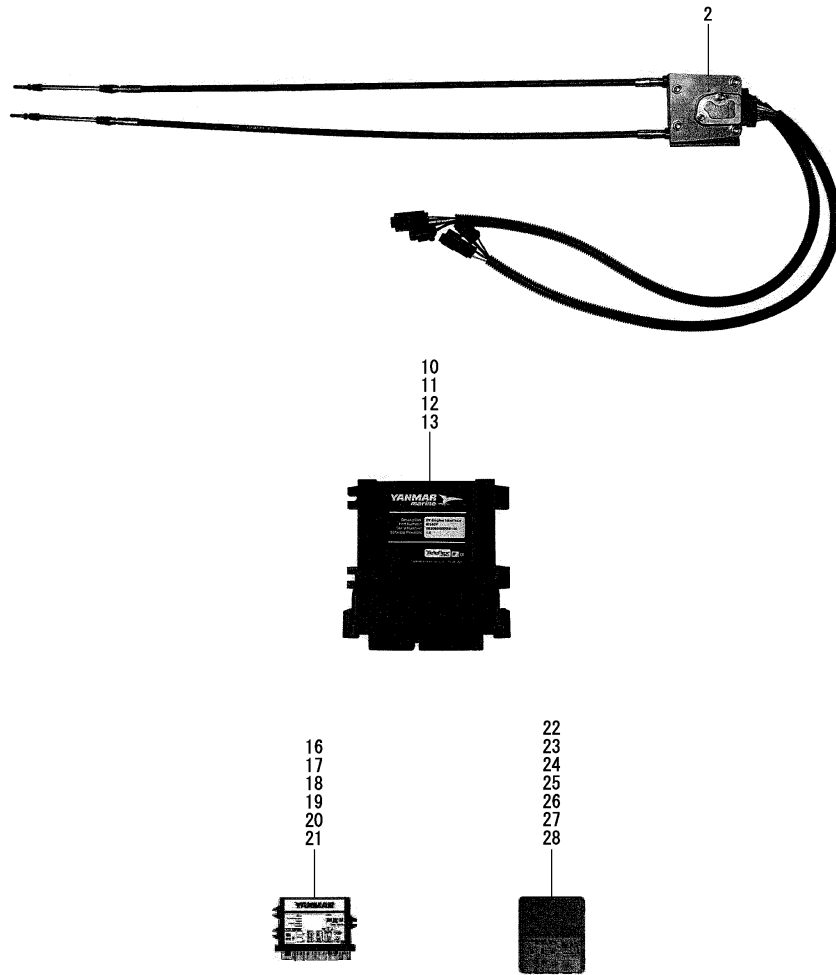


Remarks  
(1)NOT ILLUSTRATED.

Fig.23. INTERFACE ASSY

(A)=6LY3 SERIES  
(B)=6SY-STP  
(C)=8SY-STP

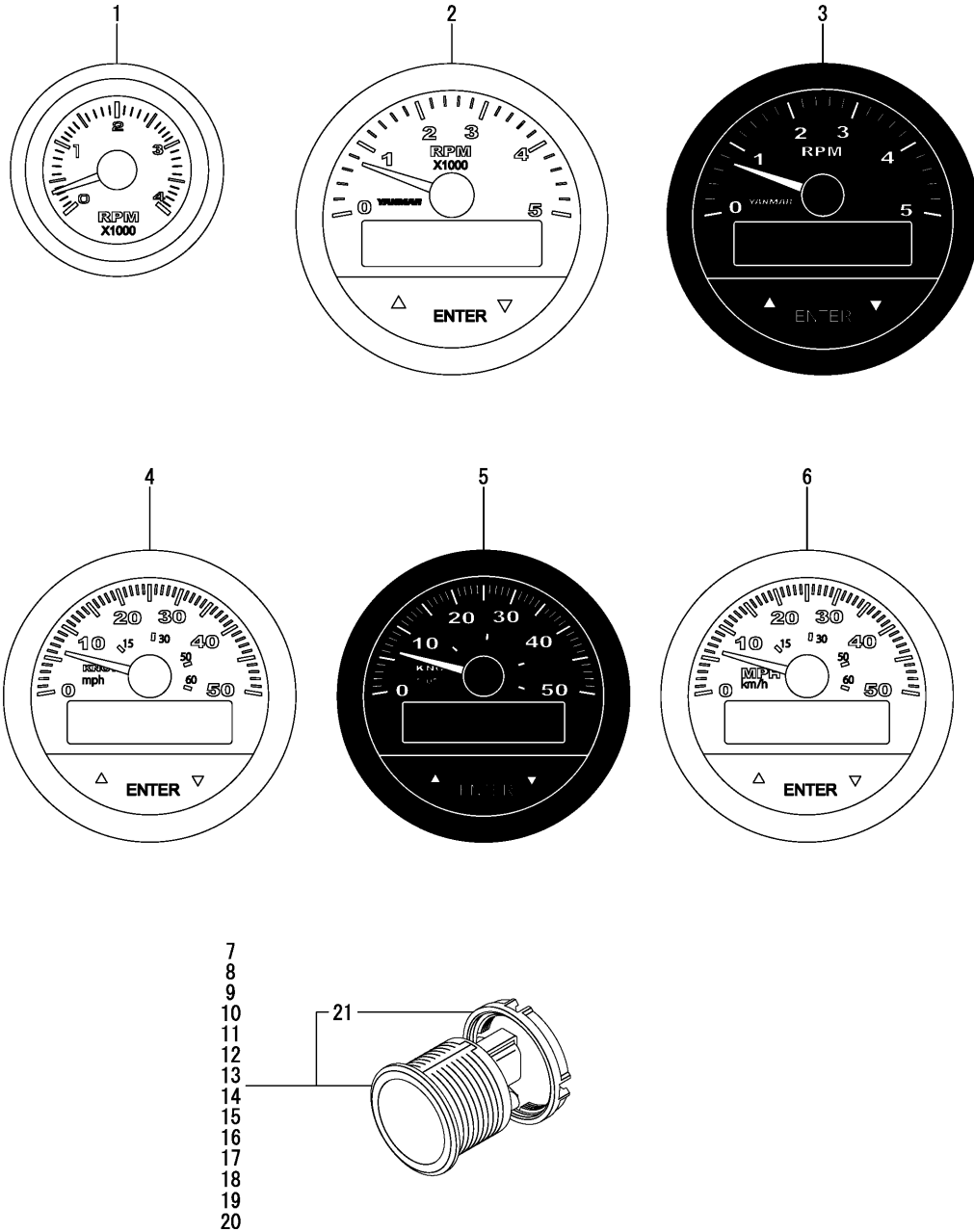
(D)=4BY(2) SERIES  
(E)=6BY(2) SERIES  
(F)=



No.	Lev.	Parts No.	Description	Q'ty						I	R
				(A)	(B)	(C)	(D)	(E)	(F)		
1	1	163510-66820	CONVERS KIT, SSM CH	1	1	1	1	1			1
2	1	163510-66810	ADOPTER, THROTTLE	1	1	1	1	1			
3	1	163010-67010	I6000, SINGLE	1	1	1	1	1			1
4	1	163010-66140	I6000, PORT	1	1	1	1	1			1
5	1	163010-67030	I6000, PORT TROLL	1	1	1	1	1			1
6	1	163010-66150	I6000, STARBOARD	1	1	1	1	1			1
7	1	163010-67040	I6000, STBD TROLL	1	1	1	1	1			1
8	1	163010-67020	I6000, SINGLE TROLL	1	1	1	1	1			1
9	1	163010-66090	DC 24V DISTRIBUTION	1	1	1	1	1			1
10	1	120650-67010	INTERFACE, PORT	1	1	1	1	1			
10-1	1	120650-67050	INTERFACE, PORT	1	1	1	1	1			N
		(A=*2009.07)	(B=*2009.07)	(C=*2009.07)	(D=*2009.07)	(E=*2009.07)					
11	1	120650-67020	INTERFACE, STBD	1	1	1	1	1			
11-1	1	120650-67060	INTERFACE, STBD	1	1	1	1	1			N
		(A=*2009.07)	(B=*2009.07)	(C=*2009.07)	(D=*2009.07)	(E=*2009.07)					
12	1	120650-67030	INTERFACE, PORT TROL	1	1	1	1	1			
12-1	1	120650-67050	INTERFACE, PORT TROL	1	1	1	1	1			N
		(A=*2009.07)	(B=*2009.07)	(C=*2009.07)	(D=*2009.07)	(E=*2009.07)					
13	1	120650-67040	INTERFACE, STBD TROL	1	1	1	1	1			
13-1	1	120650-67060	INTERFACE, STBD TROL	1	1	1	1	1			N
		(A=*2009.07)	(B=*2009.07)	(C=*2009.07)	(D=*2009.07)	(E=*2009.07)					
14	1	163010-66100	INTERFACE, PORT	1	1	1	1	1			1
15	1	163010-66110	INTERFACE, STARBOARD	1	1	1	1	1			1
16	1	119578-77550	INTERFACE, CENTER	1	1	1	1	1			
17	1	119578-77530	INTERFACE,PORT	1	1	1	1	1			
18	1	119578-77540	INTERFACE, STARBOARD	1	1	1	1	1			
19	1	119578-77500	INTERFACE,CENT TROLL	1	1	1	1	1			
20	1	119578-77510	INTERFACE,TROLL PORT	1	1	1	1	1			
21	1	119578-77520	INTERFACE, W TROLL	1	1	1	1	1			
22	1	163020-67000	INTERFACE, BLANK	1	1	1	1	1			
23	1	163020-67030	INTERFACE, CENTER	1	1	1	1	1			
24	1	163020-67010	INTERFACE, PORT	1	1	1	1	1			
25	1	163020-67020	INTERFACE, STBD	1	1	1	1	1			
26	1	163020-67060	INTERFACE, CENT TROL	1	1	1	1	1			
27	1	163020-67040	INTERFACE, PORT TROL	1	1	1	1	1			
28	1	163020-67050	INTERFACE, STBD TROL	1	1	1	1	1			
29	1	163010-66120	CONVERTER 24/12V	1	1	1	1	1			1

Remarks  
(1)NOT ILLUSTRATED.

Fig.24. GAUGE ASSY(LCD)



(A)=6LY3 SERIES  
(B)=6SY-STP  
(C)=8SY-STP

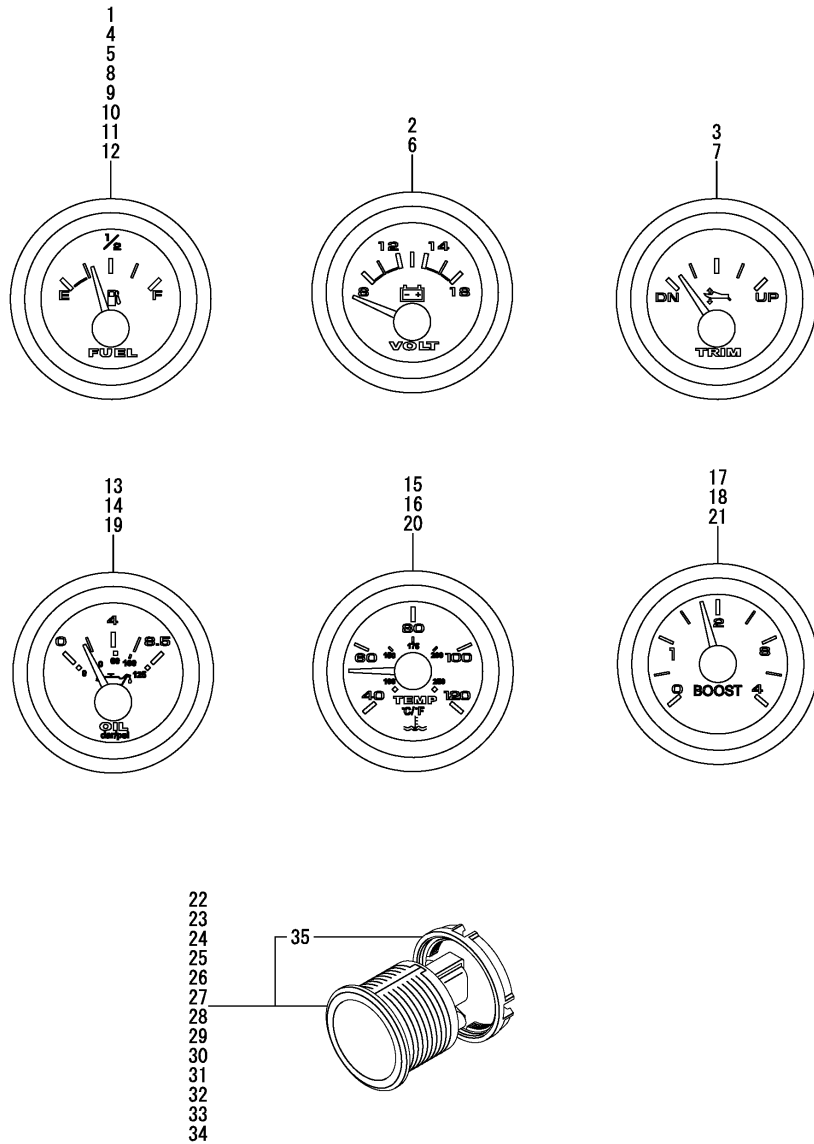
(D)=4BY(2) SERIES  
(E)=6BY(2) SERIES  
(F)=

No.	Lev.	Parts No.	Description	Qty						I	R
				(A)	(B)	(C)	(D)	(E)	(F)		
1	1	163520-91050	TACHOMETER, 4000 WC	1	1	1	1	1			
2	1	163520-91040	TACHOMETER, 5000 WC	1	1	1	1	1			
2-1	1	163520-91041	TACHOMETER, 5000 WC	1	1	1	1	1		N	
3	1	163520-91020	TACHOMETER, 5000 BC	1	1	1	1	1			
3-1	1	163520-91021	TACHOMETER, 5000 BC	1	1	1	1	1		N	
4	1	163520-91060	SPEEDMETER, 55KT WC	1	1	1	1	1			
4-1	1	163520-91061	SPEEDMETER, 50KT WC	1	1	1	1	1		N	
5	1	163520-91070	SPEEDMETER, 50MPH BC	1	1	1	1	1			
5-1	1	163520-91071	SPEEDMETER, 50MPH BC	1	1	1	1	1		N	
6	1	163520-91080	SPEEDMETER, 50MPH WC	1	1	1	1	1			
6-1	1	163520-91081	SPEEDMETER, 50MPH WC	1	1	1	1	1		N	
7	1	163520-91580	SPEEDMETER, 70MPH BG	1	1	1	1	1		W	
8	1	163520-91590	TACHOMETER, 4000 P BG	1	1	1	1	1		W	
9	1	163520-91620	SPEEDMETER, 70MPH WC	1	1	1	1	1		W	
10	1	163520-91630	TACHOMETER, 4000 S BG	1	1	1	1	1		W	
11	1	163520-91640	TACHOMETER, 4000 S WC	1	1	1	1	1		W	
12	1	163520-91650	SPEEDMETER, 50MPH BG	1	1	1	1	1		W	
13	1	163520-91660	SPEEDMETER, 50MPH WC	1	1	1	1	1		W	
14	1	163520-91700	SPEEDMETER, 70MPH BC	1	1	1	1	1		W	
15	1	163520-91710	TACHOMETER, 4000 P BC	1	1	1	1	1		W	
16	1	163520-91720	TACHOMETER, 4000 S BC	1	1	1	1	1		W	
17	1	163520-91730	SPEEDMETER, 50MPR BC	1	1	1	1	1		W	
18	1	163520-91750	TACHOMETER, 4000 C WC	1	1	1	1	1		W	
19	1	163520-91760	TACHOMETER, 4000 C BG	1	1	1	1	1		W	
20	1	163520-91770	TACHOMETER, 4000 C BC	1	1	1	1	1		W	
21	2	163520-91790	GAUGE MOUNT RING 3	1	1	1	1	1		W	

Fig.25. GAUGE ASSY(SERIAL)

(A)=6LY3 SERIES  
(B)=6SY-STP  
(C)=8SY-STP

(D)=4BY(2) SERIES  
(E)=6BY(2) SERIES  
(F)=



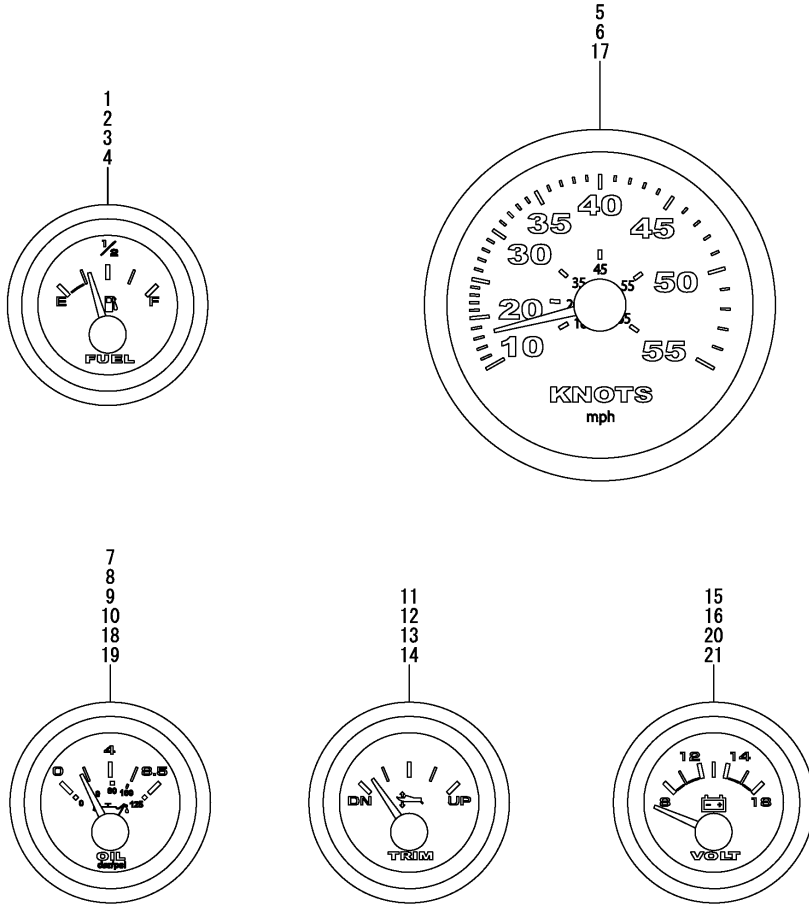
No.	Lev.	Parts No.	Description	Q'ty						I	R
				(A)	(B)	(C)	(D)	(E)	(F)		
1	1	163520-91090	GAUGE, FUEL1 WC	1	1	1	1	1			
2	1	163520-91100	GAUGE, VOLT 16 WC	1	1	1	1	1			
3	1	163520-91110	GAUGE, TRIM WC	1	1	1	1	1			
4	1	163520-91120	GAUGE, FUEL2 WC	1	1	1	1	1			
5	1	163520-91130	GAUGE, FUEL1 BC	1	1	1	1	1			
6	1	163520-91140	GAUGE, VOLT 16 BC	1	1	1	1	1			
7	1	163520-91150	GAUGE, TRIM BC	1	1	1	1	1			
8	1	163520-91160	GAUGE, FUEL2 BC	1	1	1	1	1			
9	1	163520-91170	GAUGE, FUEL3 WC	1	1	1	1	1			
10	1	163520-91180	GAUGE, FUEL4 WC	1	1	1	1	1			
11	1	163520-91190	GAUGE, FUEL3 BC	1	1	1	1	1			
12	1	163520-91200	GAUGE, FUEL4 BC	1	1	1	1	1			
13	1	163520-91210	GAUGE, OP 7BAR WC	1	1	1	1	1			
14	1	163520-91220	GAUGE, OP 125PSI BC	1	1	1	1	1			
15	1	163520-91230	GAUGE, TEMP 120C WC	1	1	1	1	1			
16	1	163520-91240	GAUGE, TEMP 240F BC	1	1	1	1	1			
17	1	163520-91250	GAUGE, BP 4BAR WC	1	1	1	1	1			
18	1	163520-91260	GAUGE, BP 60PSI BC	1	1	1	1	1			
19	1	163520-91270	GAUGE, OP 125PSI WC	1	1	1	1	1			
20	1	163520-91280	GAUGE, TEMP 240F WC	1	1	1	1	1			
21	1	163520-91290	GAUGE, BP 60PSI WC	1	1	1	1	1			
22	1	163520-91510	GAUGE, FUEL BG	1	1	1	1	1		W	
		(A=*2008.09)	(B=*2008.09)	(C=*2008.09)	(D=*2008.09)	(E=*2008.09)					
23	1	163520-91520	GAUGE, VOLT 16 BG	1	1	1	1	1		W	
		(A=*2008.09)	(B=*2008.09)	(C=*2008.09)	(D=*2008.09)	(E=*2008.09)					
24	1	163520-91530	GAUGE, TEMP 240F BG	1	1	1	1	1		W	
		(A=*2008.09)	(B=*2008.09)	(C=*2008.09)	(D=*2008.09)	(E=*2008.09)					
25	1	163520-91540	GAUGE, OP 80PSI BG	1	1	1	1	1		W	
		(A=*2008.09)	(B=*2008.09)	(C=*2008.09)	(D=*2008.09)	(E=*2008.09)					
26	1	163520-91550	GAUGE, OP 125PSI BG	1	1	1	1	1		W	
		(A=*2008.09)	(B=*2008.09)	(C=*2008.09)	(D=*2008.09)	(E=*2008.09)					
27	1	163520-91560	GAUGE, VOLT 32 BG	1	1	1	1	1		W	
		(A=*2008.09)	(B=*2008.09)	(C=*2008.09)	(D=*2008.09)	(E=*2008.09)					
28	1	163520-91570	GAUGE, BP 60PSI BG	1	1	1	1	1		W	
		(A=*2008.09)	(B=*2008.09)	(C=*2008.09)	(D=*2008.09)	(E=*2008.09)					
29	1	163520-91600	GAUGE, OP 80PSI WC	1	1	1	1	1		W	
		(A=*2008.09)	(B=*2008.09)	(C=*2008.09)	(D=*2008.09)	(E=*2008.09)					
30	1	163520-91610	GAUGE, VOLT 32 WC	1	1	1	1	1		W	
		(A=*2008.09)	(B=*2008.09)	(C=*2008.09)	(D=*2008.09)	(E=*2008.09)					
31	1	163520-91670	GAUGE, FUEL E BG	1	1	1	1	1		W	
		(A=*2008.09)	(B=*2008.09)	(C=*2008.09)	(D=*2008.09)	(E=*2008.09)					
32	1	163520-91680	GAUGE, OP 80PSI BC	1	1	1	1	1		W	
		(A=*2008.09)	(B=*2008.09)	(C=*2008.09)	(D=*2008.09)	(E=*2008.09)					
33	1	163520-91690	GAUGE, VOLT 32 BC	1	1	1	1	1		W	
		(A=*2008.09)	(B=*2008.09)	(C=*2008.09)	(D=*2008.09)	(E=*2008.09)					
34	1	163520-91740	GAUGE,TRIM	1	1	1	1	1		W	
		(A=*2009.07)	(B=*2009.07)	(C=*2009.07)	(D=*2009.07)	(E=*2009.07)					
35	2	163520-91780	GAUGE MOUNT RING 2	1	1	1	1	1		W	
		(A=*2009.07)	(B=*2009.07)	(C=*2009.07)	(D=*2009.07)	(E=*2009.07)					



Fig.26. GAUGE ASSY(ANALOG)

(A)=6LY3 SERIES  
(B)=6SY-STP  
(C)=8SY-STP

(D)=4BY(2) SERIES  
(E)=6BY(2) SERIES  
(F)=



No.	Lev.	Parts No.	Description	Qty						I	R
				(A)	(B)	(C)	(D)	(E)	(F)		
1	1	163520-91310	GAUGE, FUEL WC PP	1	1	1	1	1			
2	1	163520-91300	GAUGE, FUEL WC STUD	1	1	1	1	1			
3	1	163520-91330	GAUGE, FUEL BC PP	1	1	1	1	1			
4	1	163520-91320	GAUGE, FUEL BC STUD	1	1	1	1	1			
5	1	163520-91340	SPEEDMETER, 65MPH WC	1	1	1	1	1			
6	1	163520-91350	SPEEDMETER, 65MPH BC	1	1	1	1	1			
7	1	163520-91370	GAUGE, OP 125P WC PP	1	1	1	1	1			
8	1	163520-91360	GAUGE, OP 125P WC ST	1	1	1	1	1			
9	1	163520-91390	GAUGE, OP 125P BC PP	1	1	1	1	1			
10	1	163520-91380	GAUGE, OP 125P BC ST	1	1	1	1	1			
11	1	163520-91410	GAUGE, TRIM WC PP	1	1	1	1	1			
12	1	163520-91400	GAUGE, TRIM WC STUD	1	1	1	1	1			
13	1	163520-91430	GAUGE, TRIM BC PP	1	1	1	1	1			
14	1	163520-91420	GAUGE, TRIM BC STUD	1	1	1	1	1			
15	1	163520-91450	GAUGE, VOLT 16 BC PP	1	1	1	1	1			
16	1	163520-91440	GAUGE, VOLT 16 BC ST	1	1	1	1	1			
17	1	163520-91460	SPEEDMETER, 55KT WC	1	1	1	1	1			
18	1	163520-91480	GAUGE, OP 8.5B WC PP	1	1	1	1	1			
19	1	163520-91470	GAUGE, OP 8.5B WC ST	1	1	1	1	1			
20	1	163520-91500	GAUGE, VOLT 18 WC PP	1	1	1	1	1			
21	1	163520-91490	GAUGE, VOLT 18 WC ST	1	1	1	1	1			

Fig.27. HARNESS ASSY(GAUGE)

(A)=6LY3 SERIES  
(B)=6SY-STP  
(C)=8SY-STP

(D)=4BY(2) SERIES  
(E)=6BY(2) SERIES  
(F)=

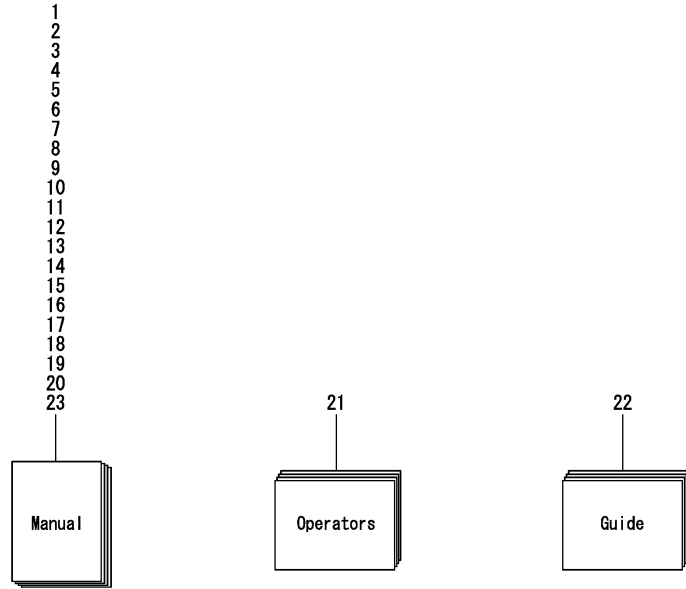
No.	Lev.	Parts No.	Description	Qty						I	R
				(A)	(B)	(C)	(D)	(E)	(F)		
1	1	163520-77010	HARNESS, ADOPT NMEA	1	1	1	1	1			
2	1	163520-77020	HARNESS, TACHO SPEED	1	1	1	1	1			
3	1	163520-77030	HARNESS, T NMEA	1	1	1	1	1			
4	1	163520-77040	HARNESS, JUMPER	1	1	1	1	1			
5	1	163520-77050	HARNESS, GAUGE ANALO	1	1	1	1	1			
6	1	163520-77060	HARNESS, SPEEDMETER	1	1	1	1	1			
7	1	163520-77070	HARNESS, TACHOMETER	1	1	1	1	1			
8	1	163520-77080	HARNESS, DIODE TRIM	1	1	1	1	1			
9	1	163520-77090	HARNESS, ADOPT MERC	1	1	1	1	1			

Remarks  
THIS FIGURE ARE NOT ILLUSTRATED.

Fig.28. MANUAL ASSY

(A)=6LY3 SERIES  
(B)=6SY-STP  
(C)=8SY-STP

(D)=4BY(2) SERIES  
(E)=6BY(2) SERIES  
(F)=

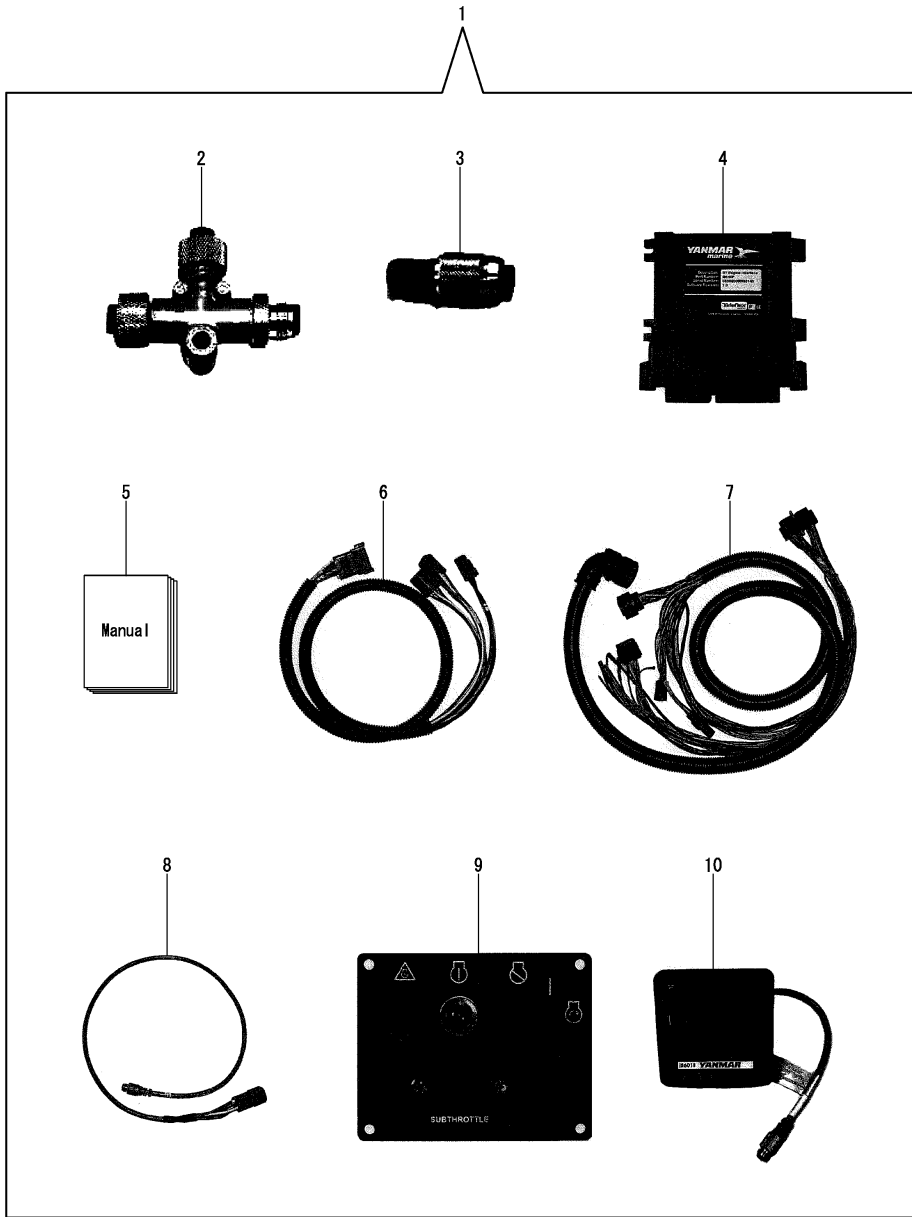


No.	Lev.	Parts No.	Description	Qty						I	R
				(A)	(B)	(C)	(D)	(E)	(F)		
1	1	163010-68010	MANUAL, INS PALM	1	1	1	1	1			
2	1	163510-68020	MANUAL, CH67505	1	1	1	1	1			
3	1	163510-68030	MANUAL, KE-4	1	1	1	1	1			
4	1	120650-68010	MANUAL, INS CLASSIC	1	1	1	1	1			
5	1	120650-68020	MANUAL, INS SPORT SE	1	1	1	1	1			
6	1	120650-68030	MANUAL, INS UNLIM SE	1	1	1	1	1			
7	1	120650-68040	MANUAL, INS UNLIM DE	1	1	1	1	1			
8	1	119578-67520	MANUAL, INSTALL SE	1	1	1	1	1			
9	1	119578-67510	MANUAL, INSTALL DE	1	1	1	1	1			
10	1	163020-68010	MANUAL, INS SE	1	1	1	1	1			
11	1	163020-68020	MANUAL, INS DE	1	1	1	1	1			
12	1	163010-66320	MANUAL, SINGLE	1	1	1	1	1			
13	1	163010-66330	MANUAL, DUAL	1	1	1	1	1			
14	1	163510-68010	MANUAL, INS HELM I/F	1	1	1	1	1			
15	1	119578-67610	MANUAL, INSTALL 2ND	1	1	1	1	1			
16	1	120650-68110	MANUAL, OPERAT CLASS	1	1	1	1	1			
17	1	120650-68120	MANUAL, OPERAT SP/UL	1	1	1	1	1			
18	1	120650-68130	MANUAL, OPERAT UNLIM	1	1	1	1	1			
19	1	119578-67010	MANUAL, OPERATOR	1	1	1	1	1			
20	1	163020-68030	MANUAL, OPERATOR	1	1	1	1	1			
21	1	163010-66340	OPERATORS BOOK	1	1	1	1	1			
22	1	120650-68210	GUIDE, 2ND STATION	1	1	1	1	1			
23	1	119578-67810	MANUAL, TECHNICAL LY	1	1	1	1	1			

Fig.29. CONTROL KIT(SINGLE UL/4,6BY)

(A)=6LY3 SERIES  
(B)=6SY-STP  
(C)=8SY-STP

(D)=4BY(2) SERIES  
(E)=6BY(2) SERIES  
(F)=



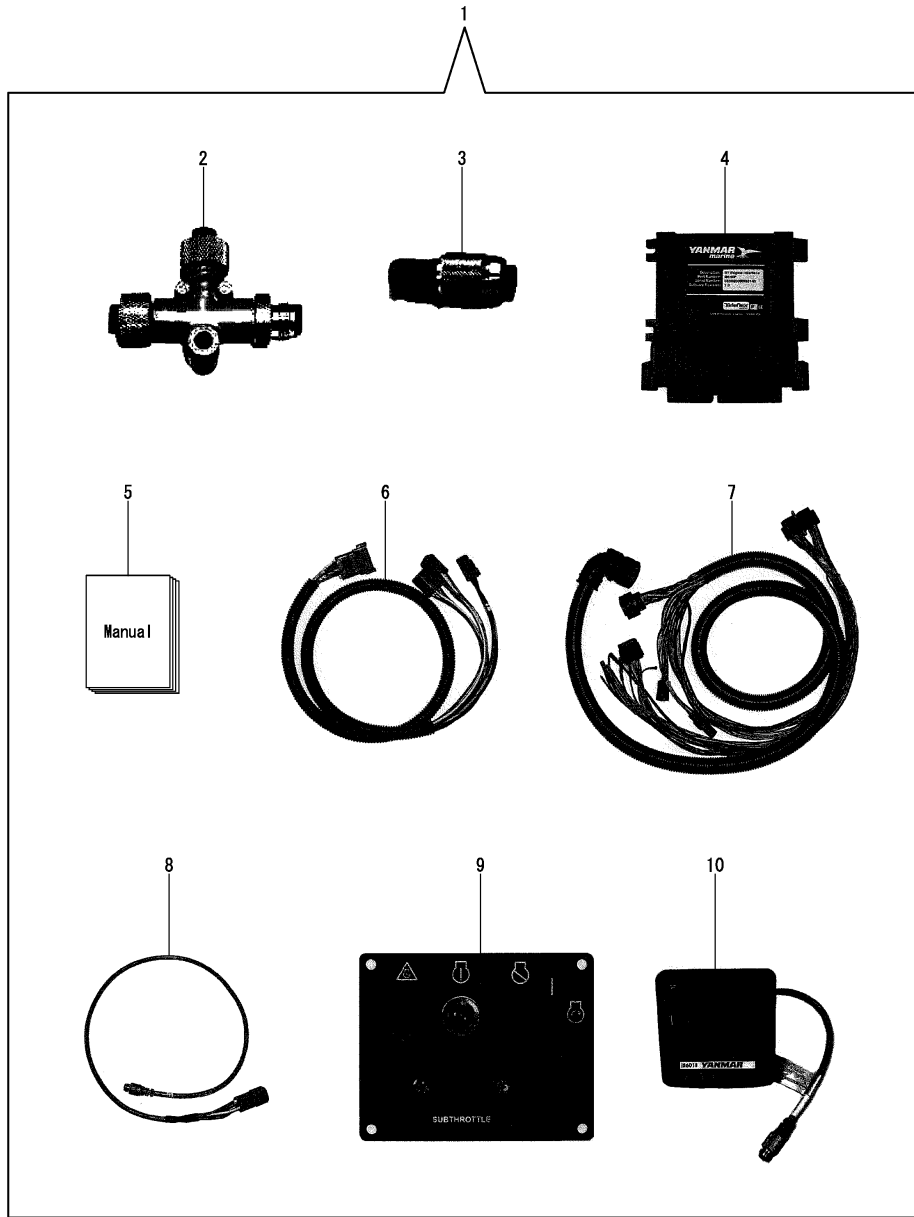
No.	Lev.	Parts No.	Description	Q'ty						I	R
				(A)	(B)	(C)	(D)	(E)	(F)		
1	1	720650-66130	CONT KIT, SINGLE UL (D=*2008.09)		(E=*2008.09)		1	1			W
2	2	119578-66721	CONNECTOR, T NMEA (D=*2008.09)		(E=*2008.09)		3	3			W
2-1	2	119578-66722	CONNECTOR, T NMEA (D=EXXXXX)		(E=EXXXXX)		3	3			R
3	2	119578-66740	TERMINATOR, FEMALE (D=*2008.09)		(E=*2008.09)		2	2			W
3-1	2	119578-66741	TERMINAL, F NMEA (D=EXXXXX)		(E=EXXXXX)		2	2			R
4	2	120650-67010	INTERFACE, PORT (D=*2008.09)		(E=*2008.09)		1	1			W
4-1	2	120650-67050	INTERFACE, PORT (D=*2009.07)		(E=*2009.07)		1	1			N
5	2	120650-68130	MANUAL, OPERAT UNLIM (D=*2008.09)		(E=*2008.09)		1	1			W
6	2	120650-77050	HARNESS, HELM (D=*2008.09)		(E=*2008.09)		1	1			W
7	2	120650-77060	HARNESS, I/F MAIN (D=*2008.09)		(E=*2008.09)		1	1			W
8	2	120650-77140	HARNESS, ADOPT NMEA (D=*2008.09)		(E=*2008.09)		2	2			W
9	2	720650-91010	PANEL, IGN CP19500 (D=*2008.09)		(E=*2008.09)		1	1			W
9-1	2	720650-91011	PANEL, IGN CP19501 (D=*2009.07)		(E=*2009.07)		1	1			N
9A	3	163510-91140	KEYSWITCH,OFF ON STA (D=*2009.07)		(E=*2009.07)		1	1			W 1
9B	3	163510-91150	INDICATOR,RED (D=*2009.07)		(E=*2009.07)		1	1			W 1
9C	3	163510-91160	SWITCH,STOP LANYD (D=*2009.07)		(E=*2009.07)		1	1			W 1
9D	3	163510-91170	ALARM,12V (D=*2009.07)		(E=*2009.07)		1	1			W 1
10	2	119578-91140	DISPLAY, I5601E SE (D=*2008.09)		(E=*2008.09)		1	1			W
10A	3	119578-91180	COVER,I5601E (D=*2009.07)		(E=*2009.07)		1	1			W 1
10B	3	119578-91190	HARNESS, I5601E 4FT (D=*2009.07)		(E=*2009.07)		1	1			W 1

Remarks

(1)Not illustrated.

(A)=6LY3 SERIES  
 (B)=6SY-STP  
 (C)=8SY-STP

(D)=4BY(2) SERIES  
 (E)=6BY(2) SERIES  
 (F)=




No.	Lev.	Parts No.	Description	Q'ty						I	R
				(A)	(B)	(C)	(D)	(E)	(F)		
1	1	720650-66140	CONT KIT, PORT UL (D=*2008.09.)		(E=*2008.09.)		1	1			W
1-1	1	720650-66141	CONT KIT, PORT UL (D=*2009.07.)		(E=*2009.07.)		1	1			S
1A	2	163510-66150	ACTUATOR,SHIFT,PORT (D=*2009.07.)		(E=*2009.07.)		1	1			W 1
1B	2	163510-77120	HARNESS,PWR,ACTUATOR (D=*2009.07.)		(E=*2009.07.)		1	1			W 1
2	2	119578-66721	CONNECTOR, T NMEA (D=*2008.09.)		(E=*2008.09.)		3	3			W
2-1	2	119578-66722	CONNECTOR, T NMEA (D=*2012.02.)		(E=*2012.02.)		3	3			R
3	2	119578-66740	TERMINATOR, FEMALE (D=*2008.09.)		(E=*2008.09.)		1	1			W
3-1	2	119578-66741	TERMINAL, F NMEA (D=*2012.02.)		(E=*2012.02.)		1	1			R
4	2	120650-67010	INTERFACE, PORT (D=*2008.09.)		(E=*2008.09.)		1	1			W
4-1	2	120650-67050	INTERFACE, PORT (D=*2009.07.)		(E=*2009.07.)		1	1			N
5	2	120650-68130	MANUAL, OPERAT UNLIM (D=*2008.09.)		(E=*2008.09.)		1	1			W
6	2	120650-77050	HARNESS, HELM (D=*2008.09.)		(E=*2008.09.)		1	1			W
7	2	120650-77060	HARNESS, I/F MAIN (D=*2008.09.)		(E=*2008.09.)		1	1			W
8	2	120650-77140	HARNESS, ADOPT NMEA (D=*2008.09.)		(E=*2008.09.)		1	1			W
9	2	720650-91010	PANEL, IGN CP19500 (D=*2008.09.)		(E=*2008.09.)		1	1			W
9-1	2	720650-91011	PANEL, IGN CP19501 (D=*2009.07.)		(E=*2009.07.)		1	1			N
9A	3	163510-91140	KEYSWITCH,OFF ON STA (D=*2009.07.)		(E=*2009.07.)		1	1			W 1
9B	3	163510-91150	INDICATOR,RED (D=*2009.07.)		(E=*2009.07.)		1	1			W 1
9C	3	163510-91160	SWITCH,STOP LANYD (D=*2009.07.)		(E=*2009.07.)		1	1			W 1
9D	3	163510-91170	ALARM,12V (D=*2009.07.)		(E=*2009.07.)		1	1			W 1
10	2	119578-91150	DISPLAY, I5601E PORT (D=*2008.09.)		(E=*2008.09.)		1	1			W
11	3	119578-91180	COVER,I5601E (D=*2009.07.)		(E=*2009.07.)		1	1			W 1
12	3	119578-91190	HARNESS, I5601E 4FT (D=*2009.07.)		(E=*2009.07.)		1	1			W 1

Remarks  
 (1)Not illustrated.

Fig.31. CONTROL KIT(STARBOARD SP/4,6BY)

(A)=6LY3 SERIES  
(B)=6SY-STP  
(C)=8SY-STP

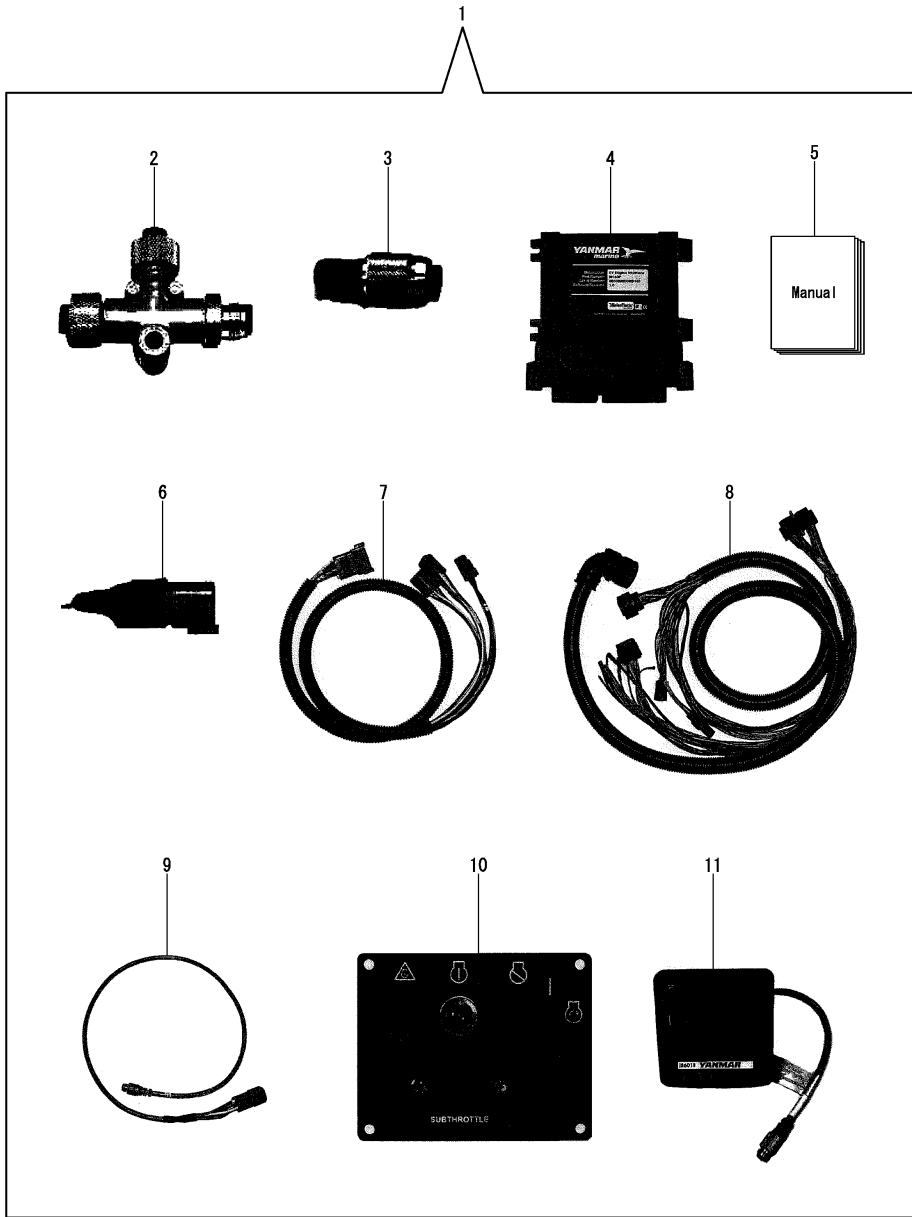
(D)=4BY(2) SERIES  
(E)=6BY(2) SERIES  
(F)=



No.	Lev.	Parts No.	Description	Q'ty						I	R
				(A)	(B)	(C)	(D)	(E)	(F)		
1	1	720650-66150	CONT KIT,STBD UL (D=*2008.09.)		(E=*2008.09.)		1	1			W
1-1	1	720650-66151	CONT KIT,STBD UL (D=*2009.07.)		(E=*2009.07.)		1	1			S
1A	2	163510-66160	ACTUATOR,SHIFT,STBD (D=*2009.07.)		(E=*2009.07.)		1	1			W 1
1B	2	163510-77120	HARNESS,PWR,ACTUATOR (D=*2009.07.)		(E=*2009.07.)		1	1			W 1
2	2	119578-66721	CONNECTOR, T NMEA (D=*2008.09.)		(E=*2008.09.)		2	2			W
2-1	2	119578-66722	CONNECTOR, T NMEA (D=*2012.02.)		(E=*2012.02.)		2	2			R
3	2	119578-66740	TERMINATOR, FEMALE (D=*2008.09.)		(E=*2008.09.)		1	1			W
3-1	2	119578-66741	TERMINAL, F NMEA (D=*2012.02.)		(E=*2012.02.)		1	1			R
4	2	120650-67020	INTERFACE, STBD (D=*2008.09.)		(E=*2008.09.)		1	1			W
4-1	2	120650-67060	INTERFACE, STBD (D=*2009.07.)		(E=*2009.07.)		1	1			N
5	2	163510-77040	HARNESS, ADOPT NMEA (D=*2008.09.)		(E=*2008.09.)		1	1			W
6	2	120650-77050	HARNESS, HELM (D=*2008.09.)		(E=*2008.09.)		1	1			W
7	2	120650-77060	HARNESS, I/F MAIN (D=*2008.09.)		(E=*2008.09.)		1	1			W
8	2	120650-77140	HARNESS, ADOPT NMEA (D=*2008.09.)		(E=*2008.09.)		1	1			W
9	2	720650-91010	PANEL, IGN CP19500 (D=*2008.09.)		(E=*2008.09.)		1	1			W
9-1	2	720650-91011	PANEL, IGN CP19501 (D=*2009.07.)		(E=*2009.07.)		1	1			N
9A	3	163510-91140	KEYSWITCH,OFF ON STA (D=*2009.07.)		(E=*2009.07.)		1	1			W 1
9B	3	163510-91150	INDICATOR,RED (D=*2009.07.)		(E=*2009.07.)		1	1			W 1
9C	3	163510-91160	SWITCH,STOP LANYD (D=*2009.07.)		(E=*2009.07.)		1	1			W 1
9D	3	163510-91170	ALARM,12V (D=*2009.07.)		(E=*2009.07.)		1	1			W 1
10	2	119578-91160	DISPLAY, I5601E STBD (D=*2008.09.)		(E=*2008.09.)		1	1			W
11	3	119578-91180	COVER,I5601E (D=*2009.07.)		(E=*2009.07.)		1	1			W 1
12	3	119578-91190	HARNESS, I5601E 4FT (D=*2009.07.)		(E=*2009.07.)		1	1			W 1

Remarks  
(1)Not illustrated.

Fig.32. CONTROL KIT(SINGLE UL/4,6BY)




(A)=6LY3 SERIES  
(B)=6SY-STP  
(C)=8SY-STP

(D)=4BY(2) SERIES  
(E)=6BY(2) SERIES  
(F)=

No.	Lev.	Parts No.	Description	Q'ty						I	R
				(A)	(B)	(C)	(D)	(E)	(F)		
1	1	720650-66160	CONT KIT, SINGLE UL (D=*2008.09)		(E=*2008.09)		1	1			W
2	2	119578-66721	CONNECTOR, T NMEA (D=*2008.09)		(E=*2008.09)		2	2			W
2-1	2	119578-66722	CONNECTOR, T NMEA (D=EXXXXX)		(E=EXXXXX)		2	2			R
3	2	119578-66740	TERMINATOR, FEMALE (D=*2008.09)		(E=*2008.09)		1	1			W
3-1	2	119578-66741	TERMINAL, F NMEA (D=EXXXXX)		(E=EXXXXX)		1	1			R
4	2	120650-67030	INTERFACE, PORT TROL (D=*2008.09)		(E=*2008.09)		1	1			W
4-1	2	120650-67050	INTERFACE, PORT TROL (D=*2009.07)		(E=*2009.07)		1	1			N
5	2	120650-68130	MANUAL, OPERAT UNLIM				1	1			W
6	2	163510-77030	TERMINATOR, RECEPT (D=*2008.09)		(E=*2008.09)		1	1			W
7	2	120650-77050	HARNES, HELM (D=*2008.09)		(E=*2008.09)		1	1			W
8	2	120650-77060	HARNES, I/F MAIN (D=*2008.09)		(E=*2008.09)		1	1			W
9	2	120650-77140	HARNES, ADOPT NMEA (D=*2008.09)		(E=*2008.09)		1	1			W
10	2	720650-91010	PANEL, IGN CP19500 (D=*2008.09)		(E=*2008.09)		1	1			W
10-1	2	720650-91011	PANEL, IGN CP19501 (D=*2009.07)		(E=*2009.07)		1	1			N
10A	3	163510-91140	KEYSWITCH,OFF ON STA (D=*2009.07)		(E=*2009.07)		1	1			W 1
10B	3	163510-91150	INDICATOR,RED (D=*2009.07)		(E=*2009.07)		1	1			W 1
10C	3	163510-91160	SWITCH,STOP LANYD (D=*2009.07)		(E=*2009.07)		1	1			W 1
10D	3	163510-91170	ALARM,12V (D=*2009.07)		(E=*2009.07)		1	1			W 1
11	2	119578-91140	DISPLAY, I5601E SE (D=*2008.09)		(E=*2008.09)		1	1			W
11A	3	119578-91180	COVER, I5601E (D=*2009.07)		(E=*2009.07)		1	1			W 1
11B	3	119578-91190	HARNES, I5601E 4FT (D=*2009.07)		(E=*2009.07)		1	1			W 1

Remarks

(1)Not illustrated.



(A)=6LY3 SERIES  
 (B)=6SY-STP  
 (C)=8SY-STP

(D)=4BY(2) SERIES  
 (E)=6BY(2) SERIES  
 (F)=

No.	Lev.	Parts No.	Description	Q'ty						I	R
				(A)	(B)	(C)	(D)	(E)	(F)		
1	1	720650-66170	CONT KIT, PORT UL (D=*2008.09)		(E=*2008.09)		1	1			W
2	2	119578-66721	CONNECTOR, T NMEA (D=*2008.09)		(E=*2008.09)		1	1			W
2-1	2	119578-66722	CONNECTOR, T NMEA (D=EXXXXX) (E=EXXXXX)				1	1			R
3	2	120650-67030	INTERFACE, PORT TROL (D=*2008.09)		(E=*2008.09)		1	1			W
3-1	2	120650-67050	INTERFACE, PORT TROL (D=*2009.07)		(E=*2009.07)		1	1			N
4	2	120650-68130	MANUAL, OPERAT UNLIM (D=*2008.09)		(E=*2008.09)		1	1			W
5	2	163510-77030	TERMINATOR, RECEPT (D=*2008.09)		(E=*2008.09)		1	1			W
6	2	120650-77050	HARNES, HELM (D=*2008.09)		(E=*2008.09)		1	1			W
7	2	120650-77060	HARNES, I/F MAIN (D=*2008.09)		(E=*2008.09)		1	1			W
8	2	720650-91010	PANEL, IGN CP19500 (D=*2008.09)		(E=*2008.09)		1	1			W
8-1	2	720650-91011	PANEL, IGN CP19501 (D=*2009.07)		(E=*2009.07)		1	1			N
8A	3	163510-91140	KEYSWITCH,OFF ON STA (D=*2009.07)		(E=*2009.07)		1	1			W 1
8B	3	163510-91150	INDICATOR,RED (D=*2009.07)		(E=*2009.07)		1	1			W 1
8C	3	163510-91160	SWITCH,STOP LANYD (D=*2009.07)		(E=*2009.07)		1	1			W 1
8D	3	163510-91170	ALARM,12V (D=*2009.07)		(E=*2009.07)		1	1			W 1
9	2	119578-91150	DISPLAY, I5601E PORT (D=*2008.09)		(E=*2008.09)		1	1			W
10	3	119578-91180	COVER,I5601E (D=*2009.07)		(E=*2009.07)		1	1			W 1
11	3	119578-91190	HARNES, I5601E 4FT (D=*2009.07)		(E=*2009.07)		1	1			W 1


Remarks  
 (1)Not illustrated.



Fig.34. CONTROL KIT(STARBOARD UL/4,6BY)

(A)=6LY3 SERIES  
(B)=6SY-STP  
(C)=8SY-STP

(D)=4BY(2) SERIES  
(E)=6BY(2) SERIES  
(F)=



No.	Lev.	Parts No.	Description	Q'ty						I	R
				(A)	(B)	(C)	(D)	(E)	(F)		
1	1	720650-66180	CONT KIT, STBD UL (D=*2008.09)		(E=*2008.09)		1	1			W
2	2	119578-66721	CONNECTOR, T NMEA (D=*2008.09)		(E=*2008.09)		1	1			W
2-1	2	119578-66722	CONNECTOR, T NMEA (D=EXXXXX) (E=EXXXXX)				1	1			R
3	2	120650-67040	INTERFACE, STBD TROL (D=*2008.09)		(E=*2008.09)		1	1			W
3-1	2	120650-67060	INTERFACE, STBD TROL (D=*2009.07)		(E=*2009.07)		1	1			N
4	2	163510-77030	TERMINATOR, RECEPT (D=*2008.09)		(E=*2008.09)		1	1			W
5	2	163510-77040	HARNESS, ADOPT NMEA (D=*2008.09)		(E=*2008.09)		1	1			W
6	2	120650-77050	HARNESS, HELM (D=*2008.09)		(E=*2008.09)		1	1			W
7	2	120650-77060	HARNESS, I/F MAIN (D=*2008.09)		(E=*2008.09)		1	1			W
8	2	720650-91010	PANEL, IGN CP19500 (D=*2008.09)		(E=*2008.09)		1	1			W
8-1	2	720650-91011	PANEL, IGN CP19501 (D=*2009.07)		(E=*2009.07)		1	1			N
8A	3	163510-91140	KEYSWITCH,OFF ON STA (D=*2009.07)		(E=*2009.07)		1	1			W 1
8B	3	163510-91150	INDICATOR,RED (D=*2009.07)		(E=*2009.07)		1	1			W 1
8C	3	163510-91160	SWITCH,STOP LANYD (D=*2009.07)		(E=*2009.07)		1	1			W 1
8D	3	163510-91170	ALARM,12V (D=*2009.07)		(E=*2009.07)		1	1			W 1
9	2	119578-91160	DISPLAY, I5601E STBD (D=*2008.09)		(E=*2008.09)		1	1			W
10	3	119578-91180	COVER,I5601E (D=*2009.07)		(E=*2009.07)		1	1			W 1
11	3	119578-91190	HARNESS, I5601E 4FT (D=*2009.07)		(E=*2009.07)		1	1			W 1

Remarks

(1)Not illustrated.

## Parts No. Index

Parts No.	Fig. No.	Ref. No.
119578-66010	2	18
	6	20
	18	13
119578-66020	2	19
	6	21
	18	14
119578-66040	1	12 A
	5	13 A
	18	32 A
119578-66050	1	13 A
	5	14 A
	18	33 A
119578-66220	1	24
	2	30
	3	20
	5	25
	6	32
	7	20
	17	7
119578-66240	1	25
	2	31
	3	21
	5	26
	6	33
	7	21
	17	8
119578-66260	1	26
	2	32
	3	22
	5	27
	6	34
	7	22
	17	9
119578-66280	1	27
	2	33
	3	23
	5	28
	6	35
	7	23
	17	10
119578-66310	17	12
119578-66340	17	13
119578-66360	17	14
119578-66410	10	71
		75
	17	6
119578-66610	1	15
	2	21
	3	11
	5	16

Parts No.	Fig. No.	Ref. No.
119578-66610	6	23
	7	11
	10	13
		34
		56
	19	1
119578-66611	1	15 -1
	2	21 -1
	3	11 -1
	5	16 -1
	6	23 -1
	7	11 -1
	10	13 -1
		34 -1
		56 -1
	19	1 -1
119578-66620	1	16
	2	22
	3	12
	5	6
		17
		6
		18
		24
	7	6
		12
	19	2
119578-66621	1	16 -1
	2	22 -1
	3	12 -1
	5	17 -1
	6	24 -1
	7	12 -1
	19	2 -1
119578-66630	1	17
	2	23
	3	13
	5	18
	6	25
	7	13
	19	3
119578-66631	1	17 -1
	2	23 -1
	3	13 -1
	5	18 -1
	6	25 -1
	7	13 -1
	19	3 -1
119578-66640	1	18
	2	24

Parts No.	Fig. No.	Ref. No.
119578-66640	3	14
	5	19
	6	26
	7	14
	19	4
119578-66641	1	18 -1
	2	24 -1
	3	14 -1
	5	19 -1
	6	26 -1
	7	14 -1
	19	4 -1
119578-66650	1	19
	2	25
	3	15
	5	20
	6	27
	7	15
	19	5
119578-66651	1	19 -1
	2	25 -1
	3	15 -1
	5	20 -1
	6	27 -1
	7	15 -1
	19	5 -1
119578-66660	1	20
	2	26
	3	16
	5	21
	6	28
	7	16
	19	6
119578-66661	1	20 -1
	2	26 -1
	3	16 -1
	5	21 -1
	6	28 -1
	7	16 -1
	19	6 -1
119578-66670	1	21
	2	27
	3	17
	5	22
	6	29
	7	17
	19	7
119578-66671	1	21 -1
	2	27 -1
	3	17 -1

Parts No.	Fig. No.	Ref. No.
119578-66671	5	22 -1
	6	29 -1
	7	17 -1
	19	7 -1
119578-66680	1	22
	2	28
	3	18
	5	23
	6	30
	7	18
	19	8
119578-66681	1	22 -1
	2	28 -1
	3	18 -1
	5	23 -1
	6	30 -1
	7	18 -1
	19	8 -1
119578-66690	1	23
	2	29
	3	19
	5	24
	6	31
	7	19
	19	9
119578-66691	1	23 -1
	2	29 -1
	3	19 -1
	5	24 -1
	6	31 -1
	7	19 -1
	19	9 -1
119578-66720	19	10
119578-66721	1	6
	2	6
		17
	3	6
	5	7
	6	7
		19
	7	7
	10	14
		35
		57
		64
		68
	14	8
	15	7
	19	14
	29	2

## Parts No. Index

Parts No.	Fig. No.	Ref. No.
119578-66721	30	2
	31	2
	32	2
	33	2
	34	2
119578-66722	1	6 -1
	2	6 -1
		17 -1
	3	6 -1
	5	7 -1
	6	7 -1
		19 -1
	7	7 -1
	10	14 -1
		35 -1
		57 -1
		64 -1
		68 -1
	14	8 -1
	15	7 -1
	19	14 -1
	29	2 -1
30	2 -1	
31	2 -1	
32	2 -1	
33	2 -1	
34	2 -1	
119578-66730	1	7
	2	7
	5	8
	6	8
	10	15
		36
119578-66731	19	11
	1	7 -1
	2	7 -1
	5	8 -1
	6	8 -1
	10	15 -1
119578-66740		36 -1
	19	11 -1
	1	8
	2	8
	5	9
	6	9
	10	16
		37
	14	9
	15	1 A
19	12	

Parts No.	Fig. No.	Ref. No.	
119578-66740	29	3	
	30	3	
	31	3	
119578-66741	32	3	
	1	8 -1	
	2	8 -1	
	5	9 -1	
	6	9 -1	
	10	16 -1	
		37 -1	
	14	9 -1	
	15	1 A-1	
	19	12 -1	
	29	3 -1	
	30	3 -1	
	31	3 -1	
	32	3 -1	
119578-66760	1	5	
	2	5	
		16	
	3	5	
119578-66810	19	17	
	17	25	
119578-66820	1	32	
	2	38	
	3	28	
	5	36	
	6	43	
	7	31	
	17	27	
	119578-66840	1	33
	2	39	
	3	29	
5	37		
6	44		
7	32		
17	28		
119578-66890	1	14	
	2	20	
	3	10	
	5	15	
	6	22	
119578-67010	7	10	
	20	9	
	119578-67010	1	10
	2	10	
	3	8	
	28	19	
	119578-67210	2	11
		6	12

Parts No.	Fig. No.	Ref. No.
119578-67210	22	3
119578-67220	1	11
	5	12
119578-67230	21	8
	3	7
	21	9
119578-67510	2	9
	28	9
119578-67520	1	9
	28	8
119578-67530	3	9
119578-67610	10	72
		76
119578-67810	28	15
	28	23
119578-77500	3	26
	4	17
119578-77510	23	19
	1	30
	2	36
	4	13
119578-77520		16
	23	20
	2	41
	4	14
119578-77530		18
	23	21
	1	29
	2	35
119578-77540	4	4
		7
	23	17
	2	40
119578-77550	4	5
		9
	23	18
	3	25
119578-77570	4	8
	23	16
	1	4
	2	4
119578-77580		15
	3	4
	17	29
	1	31
119578-77590	2	37
	3	27
	17	30
	10	11
		33

Parts No.	Fig. No.	Ref. No.
119578-77590	10	55
	17	20
119578-91110	10	66
	21	1
	10	67
119578-91120	21	2
	1	2
119578-91140	5	2
	10	2
		24
		46
		63
119578-91150	21	3
	29	10
	32	11
	2	2
	6	2
119578-91160	21	5
	30	10
	33	9
	2	13
119578-91170	6	14
	21	6
	31	10
	34	9
119578-91180	3	2
	7	2
	21	4
	1	2 A
2	2 A	
		13 A
	3	2 A
	5	2 A
	6	2 A
		14 A
	7	2 A
	10	2 A
		24 A
		46 A
		63 A
	21	3 A
		4 A
		5 A
		6 A
	22	1 A
	29	10 A
	30	11
	31	11
	32	11 A
	33	10

## Parts No. Index

Parts No.	Fig. No.	Ref. No.
119578-91180	34	10
119578-91190	1	2 B
	2	2 B
		13 B
	3	2 B
	5	2 B
	6	2 B
		14 B
	7	2 B
	10	2 B
		24 B
		46 B
		63 B
	19	16
	21	3 B
		4 B
		5 B
		6 B
	22	1 B
	29	10 B
	30	12
	31	12
	32	11 B
	33	11
	34	11
119578-91200	1	3
	2	3
		14
	3	3
	5	3
	6	3
		15
	7	3
	20	3
119578-91220	20	4
120650-67010	12	6
	23	10
	29	4
	30	4
120650-67020	13	7
	23	11
	31	4
120650-67030	14	6
	15	6
	23	12
	32	4
	33	3
120650-67040	16	6
	23	13
	34	3

Parts No.	Fig. No.	Ref. No.
120650-67050	12	6 -1
	14	6 -1
	15	6 -1
	23	10 -1
		12 -1
	29	4 -1
	30	4 -1
	32	4 -1
	33	3 -1
120650-67060	13	7 -1
	16	6 -1
	23	11 -1
		13 -1
	31	4 -1
	34	3 -1
120650-68010	28	4
120650-68020	28	5
120650-68030	28	6
120650-68040	28	7
120650-68110	11	5
	28	16
120650-68120	12	8
	28	17
120650-68130	14	11
	15	9
	28	18
	29	5
	30	5
	32	5
	33	4
120650-68210	28	22
120650-77010	17	37
120650-77011	17	37 -1
120650-77020	17	38
120650-77021	17	38 -1
120650-77030	17	39
120650-77031	17	39 -1
120650-77040	17	40
120650-77041	17	40 -1
120650-77050	12	4
	13	4
	14	4
	15	4
	16	4
	17	41
	29	6
	30	6
	31	6
	32	7
	33	6

Parts No.	Fig. No.	Ref. No.
120650-77050	34	6
120650-77060	12	5
	13	5
	14	5
	15	5
	16	5
	17	42
	29	7
	30	7
	31	7
	32	8
	33	7
	34	7
120650-77070	17	43
120650-77080	17	44
120650-77090	17	45
120650-77100	17	46
120650-77110	17	47
120650-77120	17	48
120650-77130	17	49
120650-77140	14	7
	15	1 B
	19	18
	29	8
	30	8
	31	8
	32	9
163010-66010	10	4
		26
		48
	17	1
163010-66020	10	5
		27
		49
	17	3
163010-66030	10	6
		28
		50
	17	4
163010-66040	10	7
		29
		51
	17	16
163010-66050	10	8
		30
		52
	17	17
163010-66060	10	9
		31
		53

Parts No.	Fig. No.	Ref. No.
163010-66060	17	18
163010-66070	10	10
		32
		54
	17	19
163010-66080	10	12
		38
		58
	19	15
163010-66090	10	17
		39
		59
	23	9
163010-66100	10	3
		25
	23	14
163010-66110	10	47
	23	15
163010-66120	10	18
		40
		60
	23	29
163010-66130	10	19
		41
		61
	17	21
163010-66140	10	83
	23	4
163010-66150	10	84
	23	6
163010-66170	10	70
		74
	17	5
163010-66240	1	28
	2	34
	3	24
	5	29
	6	36
	7	24
	17	11
163010-66250	17	15
163010-66300	10	22
	21	7
163010-66310	10	44
	22	2
163010-66320	10	20
	28	12
163010-66330	10	42
	28	13
163010-66340	10	21

## Parts No. Index

Parts No.	Fig. No.	Ref. No.
163010-66340	10	43
	28	21
163010-66370	17	24
163010-66480	10	90
	18	18
		23 A
		24 A
163010-66490	10	91
	18	19
		23 B
		25 A
163010-67010	10	78
	23	3
163010-67020	10	80
	23	8
163010-67030	10	86
	23	5
163010-67040	10	87
	23	7
163010-68010	10	94
	18	22
		23 C
	28	1
163010-77010	10	81
		88
	17	2
163010-77050	10	93
	17	22
	18	21
163010-91010	10	92
	18	20
		23 E
		26 B
		28 B
	20	2
163020-67000	23	22
163020-67010	5	30
	6	37
	8	4
		7
	23	24
163020-67020	6	45
	8	5
		8
	23	25
163020-67030	7	25
	8	9
	23	23
163020-67040	5	31
	6	38

Parts No.	Fig. No.	Ref. No.
163020-67040	8	13
		16
	23	27
163020-67050	6	46
	7	26
	8	14
		17
	23	28
163020-67060	8	18
	23	26
163020-68010	5	10
	28	10
163020-68020	6	10
	28	11
163020-68030	5	11
	6	11
	28	20
163020-77010	5	4
	6	4
		16
	7	4
	17	31
163020-77020	5	32
	6	39
	7	27
	17	32
163020-77030	5	33
	6	40
	7	28
	17	33
163020-77040	5	34
	6	41
	7	29
	17	34
163020-77050	5	35
	6	42
	7	30
	17	35
163020-77060	5	5
	6	5
		17
	7	5
	17	36
163510-66010	18	3
163510-66020	18	4
163510-66030	18	5
163510-66040	18	6
163510-66050	18	7
163510-66060	18	8
163510-66070	18	9

Parts No.	Fig. No.	Ref. No.
163510-66080	18	10
163510-66090	18	11
163510-66100	18	12
163510-66110	18	1
163510-66120	18	2
163510-66130	18	34
163510-66140	18	35
163510-66150	18	45
	30	1 A
163510-66160	18	46
	31	1 A
163510-66170	18	47
163510-66180	18	49
163510-66190	18	23 F
163510-66200	18	24 D
163510-66210	18	25 D
163510-66220	18	26 C
163510-66230	18	26 D
163510-66240	18	27 C
163510-66250	18	28 C
163510-66260	18	28 D
163510-66270	18	29 C
163510-66280	18	36 A
163510-66290	18	37 A
		38 A
163510-66300	1	12 C
	5	13 C
	18	32 C
163510-66310	1	13 B
	5	14 B
	18	33 C
163510-66320	1	12 AA
	2	18 A
		19 A
	5	13 AA
	6	20 A
		21 A
	18	13 A
		14 A
		15 A
		16 A
		30 AA
		31 AA
		32 AA
		48
163510-66330	2	19 B
	6	21 B
	18	14 B
		16 B
		31 AB

Parts No.	Fig. No.	Ref. No.
163510-66510	18	15
		30 A
163510-66520	18	16
		31 A
163510-66530	18	23
163510-66540	18	24
163510-66550	18	25
163510-66560	18	26
163510-66570	18	27
163510-66580	18	28
163510-66590	18	29
163510-66600	18	36
163510-66610	18	37
163510-66620	18	38
163510-666810	23	2
163510-666820	23	1
163510-666910	18	40
163510-666920	18	43
163510-68010	28	14
163510-68020	28	2
163510-68030	28	3
163510-77010	17	23
	18	23 D
		24 B
		25 B
		26 A
		27 A
		28 A
		29 A
163510-77020	1	12 B
		13 C
	5	13 B
		14 C
	17	26
	18	32 B
		33 B
163510-77030	11	4
		4 -1
		12
		7
	14	10
	15	8
	16	8
	19	13
		32
		33
		5
163510-77040	13	4
		6
	16	7
	19	19
	31	5

## Parts No. Index

Parts No.	Fig. No.	Ref. No.
163510-77040	34	5
163510-77050	17	56
163510-77060	17	55
	18	41
		44
163510-77070	17	50
163510-77080	17	51
163510-77090	17	52
163510-77100	17	53
163510-77110	17	54
163510-77120	30	1 B
	31	1 B
163510-77130	17	57
163510-77140	19	20
163510-77150	19	21
163510-77160	19	22
163510-91010	11	6
	12	3
	13	3
	20	5
163510-91011	11	6 -1
	12	3 -1
	13	3 -1
	20	5 -1
163510-91020	11	3
	20	6
163510-91030	18	24 C
		25 C
		27 B
		29 B
	20	1
163510-91040	20	7
163510-91050	18	30 B
		31 B
	20	10
163510-91060	20	11
163510-91070	20	12
163510-91080	20	13
163510-91090	18	30 BA
		31 BA
	20	10 A
163510-91100	18	30 BB
		31 BB
	20	10 B
163510-91110	1	3 A
	2	3 A
		14 A
	3	3 A
	5	3 A
	6	3 A

Parts No.	Fig. No.	Ref. No.
163510-91110	6	15 A
	7	3 A
	20	3 A
		4 A
163510-91120	1	3 B
	2	3 B
		14 B
	3	3 B
	5	3 B
	6	3 B
		15 B
	7	3 B
	20	3 B
		4 B
163510-91130	1	3 C
	2	3 C
		14 C
	3	3 C
	5	3 C
	6	3 C
		15 C
	7	3 C
	20	3 C
163510-91140	11	7
	14	3 A
	15	3 A
	16	3 A
	20	6 A
		8 A
	29	9 A
	30	9 A
	31	9 A
	32	10 A
	33	8 A
	34	8 A
163510-91150	11	8
	14	3 B
	15	3 B
	16	3 B
	20	6 B
		8 B
	29	9 B
	30	9 B
	31	9 B
	32	10 B
	33	8 B
	34	8 B
163510-91160	11	9
	14	3 C
	15	3 C

Parts No.	Fig. No.	Ref. No.
163510-91160	16	3 C
	20	6 C
		8 C
	29	9 C
	30	9 C
	31	9 C
	32	10 C
	33	8 C
	34	8 C
163510-91170	11	10
	14	3 D
	15	3 D
	16	3 D
	20	6 D
		8 D
	29	9 D
	30	9 D
	31	9 D
	32	10 D
	33	8 D
	34	8 D
163520-77010	27	1
163520-77020	27	2
163520-77030	27	3
163520-77040	27	4
163520-77050	27	5
163520-77060	27	6
163520-77070	27	7
163520-77080	2	19 C
	6	21 C
	18	14 C
		16 C
		31 AC
	27	8
163520-77090	27	9
163520-91010	22	1
163520-91020	24	3
163520-91021	24	3 -1
163520-91040	11	2
	12	2
	13	2
	14	2
	15	2
	16	2
	24	2
163520-91041	11	2 -1
	12	2 -1
	13	2 -1
	14	2 -1
	15	2 -1

Parts No.	Fig. No.	Ref. No.
163520-91041	16	2 -1
	24	2 -1
163520-91050	24	1
163520-91060	24	4
163520-91061	24	4 -1
163520-91070	24	5
163520-91071	24	5 -1
163520-91080	24	6
163520-91081	24	6 -1
163520-91090	25	1
163520-91100	25	2
163520-91110	25	3
163520-91120	25	4
163520-91130	25	5
163520-91140	25	6
163520-91150	25	7
163520-91160	25	8
163520-91170	25	9
163520-91180	25	10
163520-91190	25	11
163520-91200	25	12
163520-91210	25	13
163520-91220	25	14
163520-91230	25	15
163520-91240	25	16
163520-91250	25	17
163520-91260	25	18
163520-91270	25	19
163520-91280	25	20
163520-91290	25	21
163520-91300	26	2
163520-91310	26	1
163520-91320	26	4
163520-91330	26	3
163520-91340	26	5
163520-91350	26	6
163520-91360	26	8
163520-91370	26	7
163520-91380	26	10
163520-91390	26	9
163520-91400	26	12
163520-91410	26	11
163520-91420	26	14
163520-91430	26	13
163520-91440	26	16
163520-91450	26	15
163520-91460	26	17
163520-91470	26	19
163520-91480	26	18
163520-91490	26	21

## Parts No. Index

Parts No.	Fig. No.	Ref. No.
163520-91500	26	20
163520-91510	25	22
163520-91520	25	23
163520-91530	25	24
163520-91540	25	25
163520-91550	25	26
163520-91560	25	27
163520-91570	25	28
163520-91580	24	7
163520-91590	24	8
163520-91600	25	29
163520-91610	25	30
163520-91620	24	9
163520-91630	24	10
163520-91640	24	11
163520-91650	24	12
163520-91660	24	13
163520-91670	25	31
163520-91680	25	32
163520-91690	25	33
163520-91700	24	14
163520-91710	24	15
163520-91720	24	16
163520-91730	24	17
163520-91740	25	34
163520-91750	24	18
163520-91760	24	19
163520-91770	24	20
163520-91780	25	35
163520-91790	24	21
719578-66010	2	1
719578-66020	2	12
719578-66030	1	1
719578-66040	3	1
719578-66100	4	12
719578-66110	4	10
719578-66120	4	15
719578-66200	4	3
719578-66210	4	1
719578-66220	4	6
719578-66400	9	2
	10	96
719578-66410	9	1
	10	95
719578-66420	9	3
	10	97
719578-66500	9	5
	10	99
719578-66510	9	4
	10	98

Parts No.	Fig. No.	Ref. No.
719578-66520	9	6
	10	100
719578-86330	1	12
	5	13
	18	32
719578-86340	1	13
	5	14
	18	33
719578-86350	3	30
	7	8
	18	30
719578-86360	3	31
	7	9
	18	31
720650-66010	11	1
720650-66011	11	1 -1
720650-66030	12	1
720650-66050	13	1
720650-66101	14	1
720650-66111	15	1
720650-66112	15	1 -1
720650-66121	16	1
720650-66122	16	1 -1
720650-66130	29	1
720650-66140	30	1
720650-66141	30	1 -1
720650-66150	31	1
720650-66151	31	1 -1
720650-66160	32	1
720650-66170	33	1
720650-66180	34	1
720650-91010	14	3
	15	3
	16	3
	20	8
	29	9
	30	9
	31	9
	32	10
	33	8
	34	8
720650-91011	14	3 -1
	15	3 -1
	16	3 -1
	20	8 -1
	29	9 -1
	30	9 -1
	31	9 -1
	32	10 -1
	33	8 -1

Parts No.	Fig. No.	Ref. No.
720650-91011	34	8 -1
763010-66010	10	1
763010-66020	10	23
763010-66030	10	45
763010-66040	10	77
763010-66050	10	82
763010-66080	10	69
763010-66090	10	73
763010-66100	10	62
763010-66110	10	65
763010-66120	10	79
763010-66130	10	85
763010-66140	10	89
	18	17
763020-66010	8	1
763020-66020	8	3
763020-66030	8	6
763020-66040	8	10
763020-66050	8	12
763020-66060	8	15
763020-66070	5	1
763020-66080	6	1
763020-66090	6	13
763020-66100	7	1
763510-66910	18	39
763510-66920	18	42

Parts No.	Fig. No.	Ref. No.
-----------	----------	----------