



Powerware

Reference Guide & Price Book

Prices effective January 2008

(500 VA – 60 kVA)



OVERVIEW OF REVISIONS

- Updated all Single-phase product pricing to correspond with January 1, 2008 price changes
- Updated Powerware® 3105 part numbers and weights
- Modified the Sales Returned Merchandise Authorization Policy
- Updated the Powerware Enclosures part numbers
- Updated the Powerware ePDU™ charts
- Updated the Powerware Power Distribution Units product information
- Updated the Powerware UL Listed Power Distribution Cables product information and pricing
- Updated Powerware Software and Connectivity pricing
- Removed the Powerware Static Transfer Switch content
- Removed the Powerware Three-phase Power Distribution Unit

POWERWARE REFERENCE GUIDE AND PRICEBOOK

Table of Contents

Introduction

Restriction of Hazardous Substances Directive	3
Risk Protection as Easy as 3, 5, 9	4
9 Power Problems and Their UPS Solutions	5
Which UPS is Right for Your Customer?	6
ABM® Technology	7
What's the Harm in Harmonics?	8
Series 9 and Ferro UPSs Address Harmonics	9
Single-phase Powerware Product Warranty Overview	10

Ordering Information, Parts, Accessories and Current List Pricing

Powerware Data Center Solutions

Powerware Enclosures	11
Powerware Enclosure Power Distribution Unit (ePDU™)	12
Powerware Environmental Rack Monitor (ERM)	14
Powerware Remote Power Panel (RPP)	15
UL Listed Power Distribution Cables	17

Series 3 Single-phase (Standby)

Powerware 3105	21
----------------------	----

Series 5 Single-phase (Line-interactive)

Powerware 5110	22
Powerware 5115 Tower	23
Powerware 5115 Rack	24
Powerware 5125 Tower	25
Powerware 5125 Rack/Tower (1000–3000 VA)	26
Powerware 5125 Rackmount (5000–6000 VA)	28

Series 9 Single-phase (Online)

Powerware 9120	30
Powerware 9125 Rack/Tower (700–3000 VA)	31
Powerware 9125 Rack/Tower (5000–6000 VA)	34
Powerware Extended Power Distribution Module (EPDM)	36
Powerware 9140	37
Powerware 9155	39
Powerware 9170+ Rack/Tower	42

Series FERRO

Powerware FERRUPS® FE 60 Hz	47
Powerware FERRUPS Rack Series	49
Powerware FERRUPS External Options & Accessories	50

Series 9 Three-phase (Online)

Powerware BladeUPS®	52
Powerware 9355 (10–15 kVA)	57
Powerware 9355 (20–30 kVA)	59

(table of contents continued on next page)

POWERWARE REFERENCE GUIDE AND PRICEBOOK

Table of Contents *(continued)*

Ordering Information, Parts, Accessories and Current List Pricing *(continued)*

Additional Products and Services

Eaton's Power Xpert® Meters	61
Software Products	64
Connectivity Products	67
Residential Surge Products	71
Portable Generators	73
PXL	74
PVL	77
Data Line and Telecommunication	78
Single-phase Service Plans	86
Three-phase Service Plans.....	94
Powerware Three-phase UPS Batteries	99
Input Plug and Output Receptacle Chart	100
Sales Returned Merchandise Authorization (RMA) Policy	101
Product Warranty Statements	102

Note: Due to continuing product improvement programs, all specifications and prices are subject to change without notice.

Note: With the exception of batteries, any UPS parts or parts kit pricing that is included in this price book is based on a concurrent purchase of a new unit(s). Pricing for parts or parts kits purchases made separately from a concurrent unit purchase must be obtained from Eaton Services and Systems at 800.356.5737 Option 5 (Spare Parts).

Easy on Your Wallet, Better for the Environment

Eaton is committed to setting higher standards for the environment by demanding higher standards for our products. Our latest offerings are designed to provide environmentally sound solutions that are kind to our surroundings, yet just as friendly to your budget.

The Powerware BladeUPS offers UPS power protection for blade servers with an industry-leading efficiency rating of 97% to realize a \$30,000 energy cost savings within five years. Powerware EPDUs are equipped with new transformers to meet Energy Policy Act 2005 efficiency standards.

Sometimes, the more fiscally responsible option is also the most environmentally sound. Commit to a GREENER facility with Powerware solutions.

RoHS

Restriction of Hazardous Substances Directive



The **Restriction of Hazardous Substances Directive (RoHS)** became European Law in February 2003. This directive restricts the use of six hazardous materials in the manufacture of various types of electronic and electrical equipment. It is closely linked with the Waste Electrical and Electronic Equipment Directive (WEEE), which sets collection, recycling and recovery targets for electrical goods and is part of a legislative initiative to solve the problem of huge amounts of toxic e-waste.

RoHS restricts the use of the following six substances:

- Lead
- Mercury
- Cadmium
- Chromium VI (also known as hexavalent chromium)
- PBB
- PBDE

Throughout 2007 Eaton will be updating our domestic and international products to meet RoHS and WEEE standards. As part of this process **all Powerware product part numbers will be changed**. We will implement these changes in stages and will continuously send our partners rollout updates via e-mail. In addition, the online version of the price book and reference guide on the UPS Salesweb will be continuously updated and will be the most accurate source for product numbers and prices.

Visit www.powerware.com for updated RoHS compliance information.

POWER PROTECTION

Risk Protection as Easy as 3, 5, 9

You've invested thousands in the best equipment. You consider your data a priceless commodity. So much is at stake when it comes to your critical systems - yet without the adequate protection, they are at constant risk. From power failures and surges to premature hardware failure, our power management solutions are designed to safeguard against the nine common power threats to your assets and equipment.

These power problems are potentially devastating to your data and computer hardware, and not every UPS protects against them all. Eaton's unique Powerware power protection strategy revolves around these threats to deliver three levels of power protection to meet your specific needs: Series 3, Series 5, and Series 9. Each series is designed to fill a different level of power protection requirements.

Only Powerware UPSs incorporate the simple and unique 3, 5, 9 selection system, allowing you to easily determine which solution best meets your needs.

Eaton offers a comprehensive selection of Powerware UPS solutions based on protecting against the nine most common power threats, designed to grow with your changing requirements. Our single-phase offering caters to the needs of the smallest home offices, extending to medium-sized server farms, networks, and mission-critical applications. If you are seeking advanced protection to encompass large-scale applications such as enterprise networks, medical facilities or Internet services, look to a Powerware three-phase UPS solution for protection that is second-to-none.

Powerware Series 3 UPS

Primarily protects your systems against three of the nine power problems:

- Power failures
- Power sags
- Power surges

This basic level of protection is necessary to prevent damages to your systems including:

- Data loss
- File corruption
- Flickering lights
- Hardware damage
- Equipment shutoff

The Powerware Series 3 UPS is ideal for standalone and networked computers, and peripherals (non-laser printers, scanners, and modem) to provide you with the perfect level of protection for small office/home office (SOHO) applications.

Powerware Series 5 UPS

Most effective against five of the nine power threats to your environment:

- Power failures
- Power sags
- Power surges
- Under-voltage
- Over-voltage

Powerware Series 5 UPSs safeguard your equipment from all of the damages listed under the Series 3 UPS in addition to:

- Premature hardware failure
- Data loss and corruption
- Data error
- Keyboard lockup
- Storage loss
- System lockup

Powerware Series 5 UPSs are ideal for use with workstations, servers, networks (hub, routers, and switches), and rack applications.

Powerware Series 9 UPS

Comprehensive protects your data and equipment against all nine power problems:

- Power failures
- Power sags
- Power surges
- Under-voltage
- Over-voltage
- Line noise
- Switching transients
- Frequency variation
- Harmonic distortion










The Powerware Series 9 UPS delivers full protection for your critical equipment from all the power threats listed under the Series 3 and 5 UPSs, as well as:

- Component stress
- Burned circuit boards
- Data crashes
- Program failures

Powerware Series 9 UPSs deliver the ideal level of protection for critical servers, database servers, networks, and data centers. Providing you with the most comprehensive level of protection, we also recommend Series 9 for Network Area Storage (NAS) and Storage Area Network (SAN) systems, IP telephony (VoIP), and rack applications.

POWER PROTECTION

9 Power Problems and Their UPS Solutions

Power Problem	Definition*	Cause*	Solution
1 Power Failure	 A total loss of utility power	Can be caused by a number of events: lightning strikes, downed power lines, grid over-demands, accidents and natural disasters.	<div style="display: flex; flex-direction: column; align-items: center; justify-content: space-around;"> <div style="border: 1px solid black; padding: 5px; margin: 5px;">Single-phase Series 3 UPS</div> <div style="border: 1px solid black; padding: 5px; margin: 5px;">Single-phase Series 5 UPS</div> <div style="border: 1px solid black; padding: 5px; margin: 5px;">Single- and Three-phase Series 9 UPS</div> </div>
2 Power Sag	 Short-term low voltage	Triggered by the startup of large loads, utility switching, utility equipment failure, lightning and power service that's too small for the demand. In addition to crashes, sags can damage hardware.	
3 Power Surge (Spike)	 Short-term high voltage above 110% of nominal	Can be caused by a lightning strike and can send line voltages to levels in excess of 6,000 volts. A spike almost always results in data loss or hardware damage.	
4 Under-voltage (Brownout)	 Reduced line voltage extended periods few minutes to days	Can be caused by an intentional utility voltage reduction to conserve power during peak demand periods or other heavy loads that exceed supply capacity.	
5 Over-voltage	 Increased line voltage for extended periods few minutes to a few days.	Triggered by a rapid reduction in power loads, heavy equipment being turned off, or by utility switching. The results can potentially damage hardware.	
6 Electrical Line Noise	 High frequency waveform EMI interference	Can be caused by either RFI or EMI caused by interference generated by transmitters, welding devices, SCR driven printers, lightning, etc.	
7 Frequency Variation	 A change in frequency stability	Resulting from generator or small co-generation sites being loaded and unloaded. Frequency variation can cause erratic operation, data loss, system crashes and equipment damage.	
8 Switching Transient	 Instantaneous and under-voltage (notch) in the range of nanoseconds	Normal duration is shorter than a spike and generally falls in the range of nanoseconds.	
9 Harmonic Distortion	 Distortion of the normal line waveform, generally transmitted by nonlinear loads	Switch mode power supplies, variable speed motors and drives, copiers and fax machines are examples of non-linear loads. Can cause communication errors, over heating and hardware damage.	

*Reference IEEE E-050R & old FIPS PUB 94

SELECTING A UPS

Which UPS is Right for Your Customer?

Our approach to power protection revolves around the nine most common power problems present in any work environment. You can choose from a variety of power protection devices with varying levels of effectiveness and price that will shield critical data and equipment from some or all of the nine power problems.

There are three types of UPS: Series 3, Series 5, and Series 9. To choose the UPS that is right for your customer, first determine the level of power protection that is needed. It is obvious that the ideal is to provide the full protection from all power problems afforded by a Powerware Series 9 UPS. But there may be applications where the power quality is known to be high, or where the load is not considered critical, or where budget considerations force a compromise.

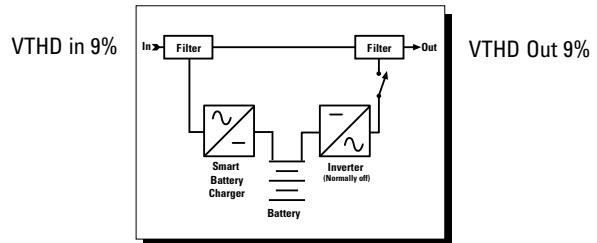
What the Experts Say:

Institute of Electrical and Electronic Engineers (IEEE)

Power equipment is susceptible to mis-operation caused by harmonic distortion. General harmonic distortion limits are recommended in IEEE Table 3.3.1 for systems operating at less than 69 kV: less than 5.0% voltage total harmonic distortion (THD) and less than 3.0% individual harmonic voltage distortion.

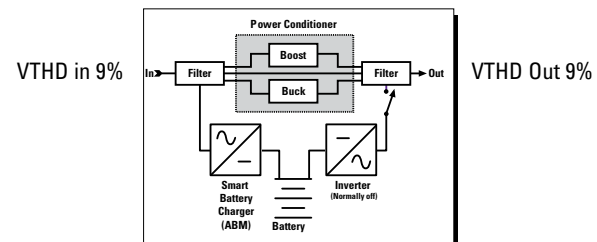
Series 3 UPS

The Series 3 UPS offers a low-price solution to environments requiring minimal power protection. Utility power is provided during normal operation. Harmonic distortion present in the utility line passes through to the load.



Series 5 UPS

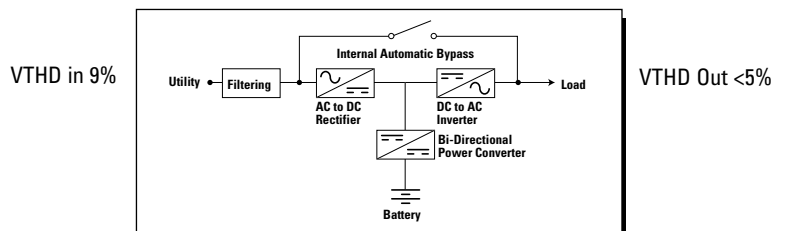
Series 5 UPSs provide basic power protection at mid range prices. Line-interactive UPSs provide more voltage regulation than off-line. Harmonic distortion, however, passes through unaffected.



Series 9 UPS

Series 9 UPSs are ideally suited to protect critical equipment. Online UPSs protect against all types of power problems and continuously use the inverter to create clean, new, regulated power. Harmonic distortion, no matter how high, cannot pass through to the load.

Powerware Series 9 UPSs isolate equipment from harmonic distortion and are strongly recommended for critical applications that must meet the 5% maximum harmonic requirement stated in major computer manufacturer specifications and installation guides.



ABM TECHNOLOGY

ABM Technology Prevents Premature Failure and Significantly Extends Battery Service Life

Batteries are the most critical component in the reliability of any UPS, but they face three fundamental challenges:

All Batteries Need Charging

But extended charging significantly shortens battery life. Most batteries are charged with a trickle-charging process (a constant voltage feeding a low current to the battery). This method dries the electrolyte and corrodes the plates, reducing potential life by up to 50%.

Batteries Take Time To Recharge

Users can't wait. During prolonged power outages, the UPS batteries will discharge and not recharge until the power returns. When there is a subsequent power failure before the batteries recharge, the computer will not have full backup time. Overly rapid charging can cause premature battery failure, so the trick is to charge at the fastest rate that is safe for the battery.

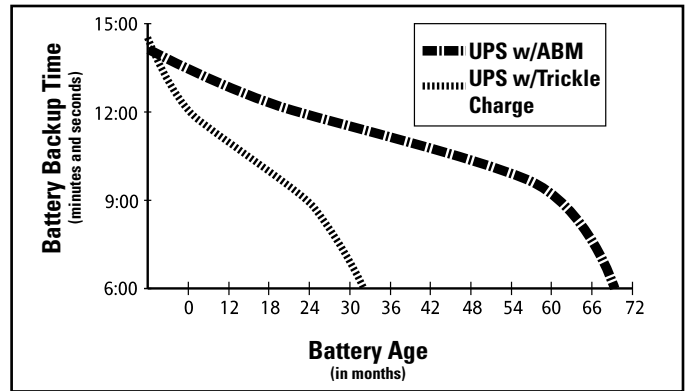


Figure 1

All Batteries Will Eventually Fail

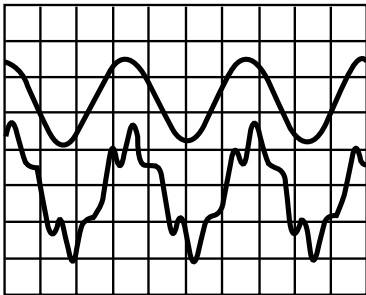
The question isn't "Will it happen?" but "When will it happen?" Because UPS batteries are valve-regulated, sealed lead acid, there has previously been no practical way to provide the user with any meaningful advance notice that batteries need to be replaced. In the past, the only way to know when the batteries were dead was when the power failed and took your computer down with it. Until now, typical UPS batteries have required replacement every two to three years.

Our exclusive ABM technology solves these UPS battery problems. It significantly increases the life of UPS batteries (see Figure 1), provides the fastest safe recharge time, and provides reliable advanced notice when the batteries need replacement. By extending battery life and virtually eliminating this major cause of surprise load crashes, we are able to offer the industry's longest and most inclusive warranties on all products that incorporate ABM. No other manufacturer can make this statement.

ABM technology is available on Powerware 5115, 5125, 9120, 9125, 9140, 9155, 9170+, 9355, and BladeUPS UPSs.

HARMONIC DISTORTION

What's the Harm in Harmonics?



This is a variety of harmonic frequencies superimposed on the desirable sine wave frequency passed back along the local power grid to other equipment throughout an entire office building or local neighborhood. The effect is measured by % VTHD, a measure of the amount of voltage variation within the waveform.



A Powerware Series 9 UPS is the best way to protect critical computer equipment from all potentially harmful power problems.

A concise report on the effects of harmonic distortion on computers

1. The adverse effects of harmonics on electrical power systems are well known. International standards exist to help manage the injection of harmonic currents into the power system.
2. A pure sine wave consists of a single fundamental frequency. Most waves are complex and can be broken down into a series of harmonics. For instance, the 3rd harmonic of the fundamental frequency 60 Hz is 180 Hz. The opposite end of the scale from a pure sine wave is a square wave, which contains all the odd harmonics of a fundamental frequency starting with the 3rd harmonic and extending to infinity.
3. Harmonic distortion is a measure of the ratio between the fundamental and the harmonics that are present in a wave-shape.
4. Distortion is caused by non-linear loads drawing non-sinusoidal currents.
5. Non-linear loads include such office equipment as computers (draw 3rd and 5th harmonics); lighting (ballasts produce 3rd and 5th), transformers (3rd component), power converters (variable speed drives, UPS, electronic ballasts produce 3rd, 5th, 7th, and 11th), and commercial appliances such as photocopiers and printers.
6. The harmonic currents in a distribution system have the following undesirable effects:
 - a. Significant effects on the performance of computer power supplies.
 - b. Heating of magnetic devices, which can cause premature insulation failure and breakdown.
 - c. Triple harmonics produce higher than expected neutral currents, potentially resulting in insulation damage and breakdown due to temperature rise.
 - d. High neutral currents cause additional voltage drops, reducing available voltage and introducing even more distortion at the load. The resulting neutral-to-ground voltage also causes parasitic ground currents.
 - e. Additional losses resulting in higher energy costs.
 - f. Failure of power factor correction capacitors or increased resonance that leads to an even higher order of distortion.
 - g. High frequency fields that can introduce buzz into telephone lines and corrupt data in adjacent data lines.
 - h. Stray magnetic fields can introduce annoying interference patterns in VDTs.
 - i. Undesirable ground currents may cause upstream GFI (ground fault interrupter) to trip, degrading power availability.

Computer loads

Computer power supplies are usually designed to operate over a range of AC input voltages. They produce a DC voltage that is affected by the wave shape of the AC waveform. Harmonic distortion has the effect of actually reducing the computer power supply's operating voltage. That variation is compounded by the normal variation of 10%. The end result is that the computer supply may malfunction, hiccup, or fail to provide the required output logic voltages, resulting in potential bit errors. A further negative side-effect of effectively lowering the computer's operating voltage range is the reduction of hold-up time, essential for the ability of the power supply to ride through power sags (caused by other equipments' startups). The result is more potential bit errors. The simple fact is that the harmonic distortion prevalent in the modern office has a direct pathway to your computer power supplies, and once there it can cause data loss and other operating errors.

HARMONIC DISTORTION

Series 9 and Ferro UPSs Address Harmonics

Harmonics are Everywhere

Case Study - Electronics:

A large computer chip manufacturer had frequent untraceable errors in a product testing lab. This meant that the reason a test failed could not be confirmed or repeated. Was there a problem with the product, or was the test environment causing these errors? Measurements revealed excessive levels of harmonic distortion in the voltage supplied to their equipment. When the harmonic distortion problem was treated, the untraceable errors disappeared.

Case Study - Broadcasting:

A broadcaster was experiencing lock-ups of mixing boards and program corruption of video routers. On one occasion, during a live broadcast, a video mixer became inoperable resulting in the completion of the broadcast from a single camera position. Measurements revealed excessive levels of harmonic distortion in the voltage supplied to this equipment. When the harmonic distortion was removed the operational problems disappeared.

There are many similar examples where electronic equipment such as computers, telecommunications and broadcast equipment suffers the consequences of harmonic distortion. The reality is that this equipment is sensitive to the quality of the voltage waveform. In order to ensure the proper operation of this equipment, voltage must be free of distortion.

Power Consultants Warn:

- A site may not have an overload or unsafe condition now, but the owner needs to be on guard against this harmonic threat.

Effects of Harmonics

- High levels of harmonics result in erratic or subtle malfunctions of equipment that can have serious consequences.
- Overheating could cause overvoltage damage and premature failure to computers and office equipment.
- High harmonic levels can fool certain control circuits into erroneous operation. CPU clock timing operations can be falsely triggered.
- Intermittent electrical noise is intense enough to corrupt digital signals and cause malfunctions.
- Distortion of voltage is severe enough to impair ride-through capabilities of computers and related equipment.

Competitor Response

- Harmonic voltages have virtually no effect on modern computers, but can cause overheating in some cases.
- The UPS may operate in backup mode much more often than usual due to the poor quality of the AC power source (source with severe line voltage distortion).

Independent Evaluation of Competitor Series 5 UPS


- The APC Smart-UPS® momentarily transfers to inverter for almost any voltage anomaly.
- UPS equipment worked properly with harmonic distortion levels below 5% THD. As distortion levels increased, more interaction was noted. At 8.66% THD, the competitor UPS would not operate from the test voltage until the sensitivity switch on the back of the unit was set to a more tolerant position.

What Does It Mean?

1. Harmonics will cause sensitive equipment to crash and fail prematurely.
2. Line-interactive technology may not protect the sensitive equipment from harmonics.
3. Online and Ferro UPSs are recommended to protect sensitive equipment from harmonics.

SINGLE-PHASE POWERWARE PRODUCT WARRANTY

The Single-phase Powerware Product Warranty Overview



Individual product warranty statements and the Load Protection Guarantee are located in the back of this publication.

10-Year Pro-Rated Warranty on unit*

2-Year Comprehensive Factory Swap Warranty

We have a great warranty that protects your customers just as well as our UPS protects their computers. It is efficiently administered by our responsive tech support line.

These reasons are so compelling that it's hardly worthwhile mentioning that all those features combined with our competitive pricing can lead to higher reseller margins . . .

Or is it?



1. *10-Year Pro-Rated Warranty on Powerware 5115, 5125, 9120, 9125, 9140, 9155, 9170+, and FERRUPS.
2. 5-Year Pro-Rated Warranty on Powerware 3105 and 5110.
3. 1-Year Limited Warranty on Powerware BladeUPS.
4. This warranty is valid only in the US and Canada with the return of warranty registration information.

POWERWARE DATACENTER SOLUTIONS

Powerware Enclosures

New Powerware Enclosure Solutions from Eaton represent the first critical step in planning an ideal data center and complement a comprehensive power management portfolio that includes rackmount UPSs, Rackmount Power Distribution Units (ePDUs), Remote Power Panels (RPPs) and a host of other power quality equipment. The industry leader in power quality is now the single source for your data center requirements – from planning and turnkey installation to services for the life of your data center.

- Highly functional and stylish, value packed and competitively priced
- Perforated doors exceed server air flow requirements
- Split rear doors minimize floor space requirements and provide ease of installation and maintenance
- Floating 19" rails provide more room for zero U cable management and ePDU installations
- Z-server rails offer additional mounting locations for ePDUs and cable management
- Internal, welded frame with repetitive hole pattern delivers high load bearing capacity and additional mounting locations
- Internal door hinges offer a high level of cabinet security
- Door stiffeners offer mounting locations for fan trays
- Tool-free accessories improve ease of installation and reduce installation time and costs



POWERWARE ENCLOSURES

Description	Part Number	Dimensions (H x W x D, inches)	Shipping Dimensions (H x W x D, inches)	Shipping Weight (lb)	List Price
42U Enclosure Split Rear & Sides	PWENC9970936	80.0 x 24.0 x 42.0	83.0 x 32.0 x 48.0	295.0	\$1,325
42U Extension Split Rear no Sides	PWENC9970935	80.0 x 24.0 x 42.0	83.0 x 32.0 x 48.0	257.0	\$1,175
42U Enclosure Split Rear & Sides & Casters	PWENC9970940	80.0 x 24.0 x 42.0	83.0 x 32.0 x 48.0	305.0	\$1,400
42U Extension Split Rear & Casters no Sides	PWENC9970939	80.0 x 24.0 x 42.0	83.0 x 32.0 x 48.0	267.0	\$1,250

POWERWARE ENCLOSURE OPTIONS

Description	Part Number	Pkg of	Dimensions (H x W x D, inches)	Shipping Dimensions (H x W x D, inches)	Shipping Weight (lb)	List Price
42U x 1050D Sidewalls - pair, Black	PWENC9970941		80.0 x 1 x 42	80.0 x 4.0 x 42.0	105.0	\$275
Casters, Uninstalled	PWACC9970942	4	-	10.0 x 24.0 x 24.0	15.0	\$185
M6 Captive Nuts	PWACC9970943	50	Bag	Bag	-	\$40
M6 Phillips Screws	PWACC9970944	100	Bag	Bag	-	\$15
Baying Kit	PWACC9970945	6	Bag	Bag	2.0	\$25
Mounting Plate	PWACC9970946	4	2.87 x .66	Bag	3.0	\$70
Bolt down kit	PWACC9970947	4	Bag	Bag	3.0	\$20
1U Tool Less Blanking Panel	PWACC9970948	10	1U x 19.0	10.0 x 10.0 x 24.0	10.0	\$175
3U Blanking Panel	PWACC9970949	5	3U x 19.0	10.0 x 10.0 x 24.0	20.0	\$125
19" Toolless Fixed Shelf	PWACC9970950		1U x 19.0	1.0 x 24.0 x 24.0	10.0	\$150
19" Telescoping HD Toolless Shelf	PWACC9970951		1U x 19.0	6.0 x 24.0 x 24.0	15.0	\$275
Heavy Duty Telescopic Rail	PWACC9970952		-	6.0 x 6.0 x 14.0	5.0	\$150
1U Horizontal Rack Mount Manager w/ Cover	PWACC9970953	2	1U x 19.0	4.0 x 4.0 x 19.0	6.0	\$120
2U Horizontal Rack Mount Manager w/ Cover	PWACC9970954	2	2U x 19.0	4.0 x 4.0 x 24.0	10.0	\$140
3.5" Wide x 9U Vertical Manager Kit for Suited Cabinets	PWACC9970955	1	9U x 3.5 x 6.0	5.0 x 5.0 x 16.0	5.0	\$100
Cover for PWACC9970955	PWACC9970956	4	3.5 x 9U	3.0 x 3.0 x 16.0	6.0	\$125
Cable Management - Metal D-Rings	PWACC9970957	10	3.14 x 1.4	8.0 x 8.0 x 8.0	5.0	\$120
Cable Management -Toolless D-Rings	PWACC9970958	10	-	Bag	1.0	\$40
Cable Management -Toolless Velcro Strap	PWACC9970959	10	-	Bag	1.0	\$35
Fan Kit - Split Rear Door, Black, 110V	PWACC9970960		-	8.0 x 10.0 x 12.0	12.0	\$155
Fan Kit - Split Rear Door, Black, 220V	PWACC9970961		-	8.0 x 10.0 x 12.0	12.0	\$155
Fan Kit - Single Rear Door, Black, 110V	PWACC9970962		-	6.0 x 10.0 x 20.0	12.0	\$350
Enclosure Blower 115V 250 cfm	PWACC9970963		2U x 19.0	7.0 x 20.0 x 32.0	20.0	\$600
Filter Assembly	PWACC9970964		-	4.0 x 20.0 x 24.0	2.0	\$175
Replacement filters	PWACC9970965	12	-	20.0 x 20.0 x 20.0	5.0	\$450
19" Fixed HD Toolless Shelf	PWACC9970980		1U x 19.0	6.0 x 24.0 x 24.0	10.0	\$275

POWERWARE DATACENTER SOLUTIONS

Powerware Enclosure Power Distribution Unit (ePDU)

Powerware ePDUs feature the broadest portfolio in the industry across all power density's and technologies to satisfy the needs of every data center.

- Vertical Zero U or horizontal 1U/2U configurations
- Four technologies: managed, monitored, metered or basic
- Input connector style and outlets suitable for your region
- Custom designs on request



POWERWARE ePDUs

Part Number	Volt Range	Input Phases	Max. KW	Input Connection	Function	Cord	Output Receptacles (Quantity)	Dimensions (H x W x D, inches)	List Price
Standard Power									
PW101BA1U001	100-120	1	1.44	5-15	BA	12'	5-15 (10)	17.5x1Ux4	\$99
PW102BA1U002	100-120	1	1.92	L5-20	BA	12'	5-20 (10)	17.5x1Ux4	\$129
PW102BA1U003	100-240	1	2.50	IEC320-C14	BA	12'	IEC320-C13 (12)	17.5x1Ux4	\$139
PW103BA1U004	100-120	1	2.88	L5-30	BA	15'	5-20 (8), 5-20 (1)	19x1Ux4.3	\$269
PW103BA1U005	100-120	1	2.88	L5-30	BA	15'	5-20 (16)	19x1Ux4.3	\$269
PW103BA1U006	100-120	1	2.88	L5-30	BA	15'	5-20 (16)	19x1Ux4.3	\$329
PW103BA1U007	100-240	1	3.33	IEC320-C20	BA	12'	IEC320-C19 (2), IEC320-C13 (8)	17.5x1Ux4	\$279
PW103BA1U008	200-240	1	3.33	L6-20	BA	12'	IEC320-C13 (12)	17.5x1Ux4	\$149
PW103BA2U009	200-240	1	3.33	L6-20	BA	12'	L6-20 (3)	17.5x2Ux4	\$399
PW104BA1U010	100-120	1	3.84	L5-30	BA	12'	5-20 (4)	17.5x1Ux4	\$239
PW101BA0U011	100-120	1	1.44	5-15	BA	15'	5-15 (8)	2.1x14x1.3	\$119
PW101BA0U012	100-120	1	1.44	5-15	BA	15'	5-15 (4)	2.1x24x1.3	\$69
PW101BA0U013	100-120	1	1.44	5-15	BA	15'	5-20 (6)	2.1x30x1.3	\$79
PW101BA0U014	100-120	1	1.44	5-15	BA	15'	5-20 (8)	2.1x48x1.3	\$79
PW102BA0U015	100-120	1	1.92	5-20	BA	15'	5-20 (8)	2.1x48x1.3	\$79
PW102BA0U016	100-120	1	1.92	5-20	BA	15'	5-20 (12)	2.1x72x1.3	\$99
PW102BA0U017	100-120	1	1.92	5-20	BA	15'	5-20 (8)	2.1x16x1.3	\$84
PW102BA0U018	100-120	1	1.92	L5-20	BA	15'	5-20 (12)	2.1x60x1.3	\$139
PW102BA0U019	100-120	1	1.92	5-20	BA	15'	5-20 (12)	2.1x60x1.3	\$109
PW102BA0U020	100-120	1	1.92	5-20	BA	15'	5-20 (10)	2.1x24x1.3	\$79
PW102BA0U021	100-120	1	1.92	L5-20	BA	15'	5-20 (24)	2.1x60x1.3	\$169
PW102BA0U022	100-120	1	1.92	L5-20	BA	15'	5-20 (8)	2.1x16x1.3	\$89
PW102BA0U023	100-120	1	1.92	L5-20	BA	15'	5-20 (10)	2.1x24x1.3	\$89
PW102ME0U026	100-120	1	1.92	5-20	ME	15'	5-20 (8)	2.1x24x1.3	\$199
PW102ME0U027	100-120	1	1.92	L5-20	ME	15'	5-20 (8)	2.1x24x1.3	\$219
PW102ME0U028	100-120	1	1.92	5-20	ME	15'	5-20 (12)	2.1x60x1.3	\$229
PW102ME0U029	100-120	1	1.92	L5-20	ME	15'	5-20 (12)	2.1x60x1.3	\$239
PW102ME0U030	100-120	1	1.92	L5-20	ME	15'	5-20 (24)	2.1x60x1.3	\$269
PW102M00U031	100-120	1	1.92	L5-20	MO	15'	5-20 (24)	2.1x60x1.3	\$299
PW103BA0U032	100-120	1	2.88	L5-30	BA	15'	5-20 (24)	2.1x60x1.3	\$299
PW103ME0U035	100-120	1	2.88	L5-30	ME	15'	5-20 (24)	2.1x60x1.3	\$349
PW103M00U036	100-120	1	2.88	L5-30	MO	15'	5-20 (24)	2.1x60x1.3	\$379
PW103BA0U038	200-240	1	3.33	IEC320-C20	BA	6'	IEC320-C13 (8)	1.6x15.5x1.6	\$129
PW103BA0U039	200-240	1	3.33	L6-20	BA	10'	IEC320-C13 (10)	2.2x14x2	\$179
PW104BA0U042	100-120	1	3.84	2 x L5-20	BA	15'	5-20 (2 x 12)	2.1x60x1.3	\$249
PW104ME0U043	100-120	1	3.84	2 x L5-20	ME	15'	5-20 (2 x 12)	2.2x30x2.1	\$369
PW104M00U044	100-120	1	3.84	2 x L5-20	MO	15'	5-20 (2 x 12)	2.1x60x1.3	\$399
Mid-Range Power									
PW105BA1U045	200-240	1	4.99	L6-30	BA	15'	IEC320-C13 (20)	19x1Ux4.3	\$319
PW105BA1U046	200-240	1	4.99	L6-30	BA	15'	6-15 (14)	19x1Ux4.3	\$349
PW105BA1U047	200-240	1	4.99	L6-30	BA	15'	IEC320-C13 (10)	19x1Ux4.3	\$279
PW105ME1U048	200-240	1	4.99	L6-30	ME	10'	IEC320-C19 (4)	19x1Ux4.3	\$399
PW105ME1U049	200-240	1	4.99	L6-30	ME	15'	IEC320-C13 (12)	19x1Ux4.3	\$369
PW107BA1U050	100-240	1	4.99	Hardwired	BA	12'	IEC320-C19 (2), IEC320-C13 (6)	17.5x1Ux4	\$229
PW107BA2U051	100-240	1	4.99	L14-30	BA	12'	5-20 (4), L5-20 (2), L6-30 (2)	17.5x2Ux4	\$459
PW107BA1U052	200-240	1	4.99	L6-30	BA	12'	IEC320-C19 (2), IEC320-C19 (2)	17.5x1Ux4	\$239
PW107BA1U053	200-240	1	4.99	L6-30	BA	12'	IEC320-C19 (2), IEC320-C13 (6)	17.5x1Ux4	\$239
PW107BA2U054	200-240	1	4.99	L6-30	BA	12'	L6-20 (2), 6-20 (4)	17.5x2Ux4	\$429
PW107BA0U055	200-240	1	4.99	L6-30	BA	10'	IEC320-C19 (4), IEC320-C13 (24)	2.3x60x2	\$369
PW105BA0U056	200-240	1	4.99	L6-30	BA	10'	IEC320-C13 (24)	1.75x64x1.9	\$369
PW105M00U059	200-240	1	4.99	L6-30	MO	10'	IEC320-C13 (24)	2.3x68x2	\$399
PW105M00U060	200-240	1	4.99	L6-30	MO	10'	IEC320-C19 (4), IEC320-C13 (24)	2.3x68x2	\$399

POWERWARE DATACENTER SOLUTIONS

Powerware Enclosure Power Distribution Unit (ePDU) (continued)

POWERWARE ePDUs

Part Number	Volt Range	Input Phases	Max. KW	Input Connection	Function	Cord	Output Receptacles (Quantity)	Dimensions (H x W x D, inches)	List Price
Mid-Range Power (continued)									
PW105M00U061	200-240	1	4.99	L14-30	MO	10'	IEC320-C13 (20), 5-20 (4)	2.3x64x2	\$539
PW105M00U062	200-240	1	4.99	L14-30	MO	10'	5-20 (24)	2.3x68x2	\$539
PW105M00U063	200-240	1	4.99	L14-30	MO	10'	IEC320-C19 (2), IEC320-C13 (24), 5-20 (4)	3.2x68x1.9	\$539
PW106BA0U064	100-120	1	5.76	2 x L5-30	BA	10'	5-15 (2 x 20)	3.2x64x1.9	\$729
PW106ME0U065	100-120	1	5.76	2 x L5-30	ME	10'	5-15 (2 x 20)	3.2x64x1.9	\$799
PW306BA0U066	200-240	3	5.76	L21-20	BA	10'	IEC320-C19 (9), IEC320-C13 (36)	2.3x68x2	\$449
PW306BA0U067	200-240	3	5.76	L21-20	BA	10'	5-20 (36)	2.3x68x2	\$449
PW306BA0U068	200-240	3	5.76	L21-20	BA	10'	IEC320-C19 (3), IEC320-C13 (24), 5-20 (6)	2.3x68x2	\$449
PW306BA0U069	200-240	3	5.76	L21-20	BA	10'	5-20 (24), L6-20 (6)	2.3x68x2	\$499
PW306M00U071	200-240	3	5.76	L21-20	MO	10'	IEC320-C19 (3), IEC320-C13 (24), 5-20 (6)	2.3x68x2	\$499
PW306M00U072	200-240	3	5.76	L21-20	MO	10'	5-20 (30)	1.75x68x1.9	\$499
PW107BA0U073	200-240	1	6.66	2 x L6-20	BA	10'	IEC320-C13 (2 x 22)	2.4x68x2	\$519
PW309BA0U074	200-240	3	8.65	L21-30	BA	10'	IEC320-C19 (9), IEC320-C13 (24)	2.3x68x2	\$659
PW309BA0U075	200-240	3	8.65	L21-30	BA	10'	IEC320-C19 (3), IEC320-C13 (24), 5-20 (6)	2.3x68x2	\$659
PW309BA0U076	200-240	3	8.65	L21-30	BA	10'	IEC320-C13 (42)	1.75x68x1.9	\$659
PW309BA0U077	200-240	3	8.65	L21-30	BA	10'	IEC320-C13 (30), 5-20 (6)	1.75x68x1.9	\$659
PW309M00U078	200-240	3	8.65	L21-30	MO	10'	IEC320-C13 (42)	2.3x68x2	\$729
PW309M00U079	200-240	3	8.65	L21-30	MO	10'	IEC320-C19 (9), IEC320-C13 (24)	2.3x68x2	\$729
PW309M00U080	200-240	3	8.65	L21-30	MO	10'	IEC320-C13 (30), 5-20 (6)	2.3x68x2	\$729
PW309M00U081	200-240	3	8.65	L21-30	MO	10'	IEC320-C19 (3), IEC320-C13 (24), 5-20 (6)	2.3x68x2	\$729
PW309M00U082	200-240	3	8.65	L21-30	MO	10'	IEC320-C13 (12), IEC320-C19 (15)	1.75x68x1.9	\$729
High Power									
PW110ME1U083	200-240	1	9.98	IEC309-60	ME	10'	IEC320-C19 (6)	19x1Ux11.8	\$679
PW110BA0U084	200-240	1	9.98	2 x L6-30	BA	10'	IEC320-C13 (2 x 24)	3.2x64x1.9	\$729
PW110ME0U086	200-240	1	9.98	2 x L6-30	ME	10'	IEC320-C13 (2 x 24)	3.2x64x1.9	\$799
PW110M00U087	200-240	1	9.98	IEC309-60	MO	10'	IEC320-C19 (9), IEC320-C13 (18)	2.4x70x2	\$899
PW110M00U088	200-240	1	9.98	IEC309-60	MO	10'	IEC320-C19 (6), IEC320-C13 (30)	2.3x70x2	\$899
PW110M00U089	200-240	1	9.98	IEC309-60	MO	10'	IEC320-C19 (12), IEC320-C13 (12)	2.3x70x2	\$899
PW110M00U090	200-240	1	9.98	IEC309-60	MO	10'	IEC320-C13 (42)	2.3x70x2	\$899
PW312ME0U091	200-240	3	11.53	2 x L21-20	ME	10'	IEC320-C13 (2 x 36)	3.2x64x1.9	\$829
Ultra High Power									
PW317ME2U092	200-240	3	17.29	IEC309-60	ME	10'	IEC320-C19 (12)	19x2Ux18	\$1,199

Function: **BA** - Basic; **ME** - Metered; **MO** - Monitored

POWERWARE DATACENTER SOLUTIONS

Powerware Environmental Rack Monitor (ERM)

- Connect and monitor up to two temperature sensors, two humidity sensors and four input contact sensors
- 0U form factor space saving design; does not take valuable space that can be occupied by servers
- Built-in Web server. Access, monitor, configure and even reboot the device from anywhere on the internet using its own dedicated IP address
- Supports SNMP and comes with its own MIB (Management Information Base). Can integrate with any open-standards based Network Management System (NMS) such as HP OpenView
- One-year warranty on rack monitor and all sensors



POWERWARE ENVIRONMENTAL RACK MONITORS

Description	Part Number	Shipping Dimensions (H x W x D, inches)	Shipping Weight (lb)	List Price
Environmental Rack Monitor, 120V AC 2-pin power input	103005775	2.5 x 7.6 x 11.9	1.7	\$379
Environmental Rack Monitor, C13/C14, 100-250V AC, 50/60Hz 3-pin power input	103005912	2.5 x 7.6 x 11.9	2.2	\$379
TH-Module (Black), individual	103005822	2.4 x 6.3 x 8.8	0.7	\$79
Environmental Rack Monitor Water Leak Detector, 3ft	103005780	0.6 x 7.9 x 8.2	0.3	\$129
Environmental Rack Monitor Water Leak Detector, 12ft	103005894	0.6 x 11.2 x 11.4	0.5	\$229
Environmental Rack Monitor Door Contact Sensor	103005781	2.0 x 2.0 x 2.0	0.1	\$25
Environmental Rack Monitor Vibration Sensor	103005782	2.0 x 3.0 x 2.0	0.1	\$29
Environmental Rack Monitor Power Supply, 120V AC	103005783	2.1 x 2.8 x 4.1	0.2	\$19
Environmental Rack Monitor Power Supply, C13/C14 adapter cable, 100-250V AC, 50/60Hz	103005895	2.1 x 2.8 x 4.1	0.2	\$35

POWERWARE DATACENTER SOLUTIONS

Powerware Remote Power Panel (RPP)



Powerware RPPs deliver unmatched power distribution with up to 168 factory installed branch breakers in a highly compact footprint. These products offer ease of installation through standard top and bottom cable entry provisions within a free standing structure. They include extensive monitoring options such as branch circuit monitoring which allows you to manage and monitor power effectively.

- Unmatched power distribution with a highly compact footprint
- Ease of installation through standard top and bottom cable entry provision
- Extensive monitoring options allow you to manage power effectively
- Factory-tested power distribution to ensure highest reliability
- Flexible expansion for your power distribution within a data center

MAIN REMOTE POWER PANEL

Description	List Price
1 Panel RPP ¹	\$5,345
2 Panel RPP ¹	\$6,165
3 Panel RPP ¹	\$8,030
4 Panel RPP ¹	\$8,845

¹ Main RPPs comes with 42 circuit panelboard with 225A main breakers. Customers connect directly to each panelboard main breaker.

OPTIONS

	List Price
Input Connections Adders	
Direct Connection to Panelboard Main Breaker(s): Front Only	\$-
Direct Connection to Panelboard Main Breaker(s): Front and Back	\$-
Main Incoming Lugs - Front Only	\$890
Main Incoming Lugs - For 2-sided RPP	\$1,555
42 Circuit Cutler-Hammer Panelboard Deduct	(\$845)
42 Circuit SqD Panelboard	\$1,950
Monitoring	
No meters installed	
Powerware Energy Management System - Level 2 (1 source - 1 display)	\$2,145
Powerware Energy Management System - Level 3 - c/w BCMS (includes Level 2)	
	Panel 1 \$4,510
	Panel 2 \$5,170
	Panel 3 \$7,535
	Panel 4 \$8,195
	For a Second display (2 sources - 2 displays) Add \$2,145 to above
Modbus Communication Card	\$636
ConnectPDU-X WEB/SNMP Card	\$636
Powerware Power Xpert Gateway Series 1000 Card	\$1,255
TVSS	
TVSS: 100 kA	\$845
TVSS: 160 kA	\$1,090
TVSS: 200 kA	\$1,330
Transient Suppression Plate	\$240
Branch Breakers	
BAB 1 Pole 10A-60A (10 kAIC)	\$17
BAB 2 Pole 10A-60A (10 kAIC)	\$28
BAB 3 Pole 15A-60A (10 kAIC)	\$93
BAB 3 Pole 70A-100A (10 kAIC)	\$148
QBH 1 Pole 10A-60A (22 kAIC)	\$25
QBH 2 Pole 10A-60A (22 kAIC)	\$40
QBH 3 Pole 15A-60A (22 kAIC)	\$135
QBH 3 Pole 70A-100A (22 kAIC)	\$215

POWERWARE DATACENTER SOLUTIONS

Powerware Remote Power Panel (RPP) *(continued)*

OPTIONS

	List Price
Other Adders	
Barrier Plate - Front to Back (for two separate sources)	\$505
Input J-Box and 10' Power Cable (Single Source)	\$1,500
Input J-Box and 10' Power Cable (Dual Source)	\$2,175
Extra knock-out plates	\$165
Panelboard Isolated Ground Bus per Panel	\$100

SERVICE PLANS

For service plans, please see the service section beginning on page 81.

POWERWARE DATACENTER SOLUTIONS

Powerware UL Listed Power Distribution Cables



Eaton's line of liquid-tight power distribution cables minimize electrical and mechanical disturbances including harmonic distortion. These cables are UL listed for use with Integration Technology Equipment (NEC 645) and are exempt from being secured in place, making your power distribution system completely flexible and cost effective.

- UL listed
- Highly flexible and approved for data center environments (NEC 645)
- Custom configurations and colors available
- Rapid turnaround, 24-hour delivery available

STANDARD NEMA CABLE

NEMA Type	Hubbell PN	Volts	Amps	Phase	Breaker	Wire Qty	Wire Size	Sealtite	Fixed Price	Price Per Foot
5-15R1	5261	125	15	1	1 Pole	3	12 awg	0.5"	\$82.50	\$2.53
5-15R2	5262	125	15	1	1 Pole	3	12 awg	0.5"	\$82.50	\$2.53
5-15R4	5262	125	15	1	1 Pole	3	12 awg	0.5"	\$99.00	\$2.53
5-20R1	5361	125	20	1	1 Pole	3	12 awg	0.5"	\$88.00	\$2.53
5-20R2	5362	125	20	1	1 Pole	3	12 awg	0.5"	\$88.00	\$2.53
5-20R4	5362	125	20	1	1 Pole	3	12 awg	0.5"	\$104.50	\$2.53
5-30R1	9308	125	30	1	1 Pole	3	10 awg	0.5"	\$93.50	\$2.86
5-50R1	9360	125	50	1	1 Pole	3	8 awg	0.5"	\$126.50	\$4.95
6-15R1	5661	250	15	2	2 Pole	3	12 awg	0.5"	\$88.00	\$2.53
6-15R2	5662	250	15	2	2 Pole	3	12 awg	0.5"	\$88.00	\$2.53
6-15R4	5662	250	15	2	2 Pole	3	12 awg	0.5"	\$115.50	\$2.53
6-20R1	5465	250	20	2	2 Pole	3	12 awg	0.5"	\$93.50	\$2.53
6-20R2	5462	250	20	2	2 Pole	3	12 awg	0.5"	\$99.00	\$2.53
6-20R4	5462	250	20	2	2 Pole	3	12 awg	0.5"	\$132.00	\$2.53
6-30R1	9330	250	30	2	2 Pole	3	10 awg	0.5"	\$104.50	\$2.86
14-20R1	8410	125/250	20	2	2 Pole	4	12 awg	0.5"	\$110.00	\$2.86
14-30R1	9430	125/250	30	2	2 Pole	4	10 awg	0.5"	\$121.00	\$3.36
14-50R1	9450	125/250	50	2	2 Pole	4	8 awg	0.75"	\$165.00	\$6.60
L5-15R1	4710	125	15	1	1 Pole	3	12 awg	0.5"	\$88.00	\$2.53
L5-15R2	4700	125	15	1	1 Pole	3	12 awg	0.5"	\$88.00	\$2.53
L5-20R1	2310	125	20	1	1 Pole	3	12 awg	0.5"	\$88.00	\$2.53
L5-30R1	2610	125	30	1	1 Pole	3	10 awg	0.5"	\$99.00	\$2.86
L6-15R1	4560	250	15	2	2 Pole	3	12 awg	0.5"	\$93.50	\$2.53
L6-15R2	4550	250	15	2	2 Pole	3	12 awg	0.5"	\$93.50	\$2.53
L6-20R1	2320	250	20	2	2 Pole	3	12 awg	0.5"	\$93.50	\$2.53
L6-30R1	2620	250	30	2	2 Pole	3	10 awg	0.5"	\$104.50	\$2.86
L14-20R1	2410	125/250	20	2	2 Pole	4	12 awg	0.5"	\$121.00	\$2.86
L14-30R1	2710	125/250	30	2	2 Pole	4	10 awg	0.5"	\$121.00	\$3.36
L15-30R1	2720	250	30	3	3 Pole	4	10 awg	0.5"	\$132.00	\$3.36
L21-20R1	2510	120/208	20	3	3 Pole	5	12 awg	0.5"	\$154.00	\$3.25
L21-30R1	2810	120/208	30	3	3 Pole	5	10 awg	0.5"	\$165.00	\$3.74

Notes
See page 18

POWERWARE DATACENTER SOLUTIONS

Powerware UL Listed Power Distribution Cables (*continued*)

NEMA "IG" ISOLATED GROUND CABLE

NEMA Type	Hubbell PN	Volts	Amps	Phase	Breaker	Wire Qty	Wire Size	Sealtite	Fixed Price	Price Per Foot
5-15R1 IG	5261	125	15	1	1 Pole	4	12 awg	0.5"	\$99.00	\$2.75
5-15R2 IG	5262	125	15	1	1 Pole	4	12 awg	0.5"	\$99.00	\$2.75
5-15R4 IG	5262	125	15	1	1 Pole	4	12 awg	0.5"	\$126.50	\$2.75
5-20R1 IG	5361	125	20	1	1 Pole	4	12 awg	0.5"	\$104.50	\$2.75
5-20R2 IG	5362	125	20	1	1 Pole	4	12 awg	0.5"	\$104.50	\$2.75
5-20R4 IG	5362	125	20	1	1 Pole	4	12 awg	0.5"	\$132.00	\$2.75
5-30R1 IG	9308	125	30	1	1 Pole	4	10 awg	0.5"	\$110.00	\$3.19
6-15R1 IG	5661	250	15	2	2 Pole	4	12 awg	0.5"	\$104.50	\$2.75
6-15R2 IG	5662	250	15	2	2 Pole	4	12 awg	0.5"	\$104.50	\$2.75
6-15R4 IG	5662	250	15	2	2 Pole	4	12 awg	0.5"	\$137.50	\$2.75
6-20R1 IG	5465	250	20	2	2 Pole	4	12 awg	0.5"	\$121.00	\$2.75
6-20R2 IG	5462	250	20	2	2 Pole	4	12 awg	0.5"	\$137.50	\$2.75
6-20R4 IG	5462	250	20	2	2 Pole	4	12 awg	0.5"	\$165.00	\$2.75
6-30R1 IG	9330	250	30	2	2 Pole	4	10 awg	0.5"	\$126.50	\$3.19
L5-15R1 IG	4710	125	15	1	1 Pole	4	12 awg	0.5"	\$104.50	\$2.75
L5-15R2 IG	4700	125	15	1	1 Pole	4	12 awg	0.5"	\$104.50	\$2.75
L5-20R1 IG	2310	125	20	1	1 Pole	4	12 awg	0.5"	\$104.50	\$2.75
L5-30R1 IG	2610	125	30	1	1 Pole	4	10 awg	0.5"	\$110.00	\$3.19
L6-15R1 IG	4560	250	15	2	2 Pole	4	12 awg	0.5"	\$110.00	\$2.75
L6-15R2 IG	4550	250	15	2	2 Pole	4	12 awg	0.5"	\$110.00	\$2.75
L6-20R1 IG	2320	250	20	2	2 Pole	4	12 awg	0.5"	\$110.00	\$2.75
L6-30R1 IG	2620	250	30	2	2 Pole	4	10 awg	0.5"	\$121.00	\$3.19
L14-20R1 IG	2410	125/250	20	2	2 Pole	5	12 awg	0.5"	\$132.00	\$3.03
L14-30R1 IG	2710	125/250	30	2	2 Pole	5	10 awg	0.5"	\$132.00	\$3.58
L15-20R1 IG	2420	250	20	3	3 Pole	5	12 awg	0.5"	\$154.00	\$3.03
L15-30R1 IG	2720	250	30	3	3 Pole	5	10 awg	0.5"	\$159.50	\$3.58
L21-20R1 IG	2510	208	20	3	3 Pole	6	12 awg	0.5"	\$170.50	\$3.41
L21-30R1 IG	2810	208	30	3	3 Pole	6	10 awg	0.5"	\$181.50	\$3.91

Notes

- 1 For the cables that have 0.5" conduit to go to 0.75" conduit, please add \$1.00 per foot to the above list price
- 2 For the cables that have 12 awg wire, to go to 10 awg wire conduit, please add \$0.95 per foot to the above list price
- 3 Breakers are NOT included in the base price above
- 4 The above pricing does NOT include shipping costs
- 5 Please see the Cables specifications or contact the factory for details

POWERWARE DATACENTER SOLUTIONS

Powerware UL Listed Power Distribution Cables (*continued*)

RUSSELLSTOLL & IEC CABLES

Device	Volts	Amps	Phase	Breaker	Wire Qty	Wire Size	Sealtite	Fixed Price	Price Per Foot
RS3913	250	20	2	2 Pole	3	12 awg	0.5"	\$352.00	\$2.53
RS3743	250	20	2	2 Pole	3	12 awg	0.5"	\$418.00	\$2.53
RS3913U2	250	20	2	2 Pole	3	12 awg	0.5"	\$324.50	\$2.53
RS3914	250	20	3	3 Pole	4	12 awg	0.5"	\$335.50	\$2.75
RS3744	250	30	3	3 Pole	4	12 awg	0.5"	\$544.50	\$2.75
RS3933	250	30	2	2 Pole	4	10 awg	0.5"	\$352.00	\$3.36
RS3753	250	30	2	2 Pole	4	10 awg	0.5"	\$445.50	\$3.36
RS3934	250	30	3	3 Pole	4	10 awg	0.5"	\$412.50	\$3.36
RS3754	250	30	3	3 Pole	4	10 awg	0.5"	\$478.50	\$3.36
RS7428-78	600	60	3	3 Pole	4	6 awg	0.75"	\$1,375.00	\$12.43
9C33U0	250	30	2	2 Pole	3	10 awg	0.5"	\$412.50	\$2.97
9C34U0	250	30	3	3 Pole	4	10 awg	0.5"	\$495.00	\$3.36
9C53U2	250	50	2	2 Pole	3	8 awg	0.75"	\$484.00	\$7.32
9C54U2	250	50	3	3 Pole	4	8 awg	0.75"	\$577.50	\$8.58
9C63U2	250	60	2	2 Pole	3	6 awg	0.75"	\$808.50	\$8.25
IEC 320C	250	20	2	2 Pole	3	12 awg	0.5"	\$269.50	\$2.53
IEC 330C	250	30	2	2 Pole	3	10 awg	0.5"	\$379.50	\$2.97
IEC 360C	250	60	2	2 Pole	3	6 awg	0.75"	\$627.00	\$8.25
IEC 420C	250	20	3	3 Pole	4	12 awg	0.5"	\$330.00	\$2.75
IEC 430C	250	30	3	3 Pole	4	10 awg	0.5"	\$363.00	\$3.36
IEC 460C	250	60	3	3 Pole	4	6 awg	0.75"	\$577.50	\$12.38
IEC 4100C	120/208	100	3	3 Pole	4	3 awg	1.25"	\$1,210.00	\$23.65

Notes

- 1 For the cables that have 0.5" conduit to go to 0.75" conduit, please add \$1.00 per foot to the above list price
- 2 For the cables that have 12 awg wire, to go to 10 awg wire conduit, please add \$0.95 per foot to the above list price
- 3 Breakers are NOT included in the base price above
- 4 The above pricing does NOT include shipping costs
- 5 Please see the Cables specifications or contact the factory for details

POWERWARE DATACENTER SOLUTIONS

Powerware UL Listed Power Distribution Cables (*continued*)

"FIELD WIRE" CABLES

Description	Volts	Amps	Phase	Breaker	Wire Qty	Wire Size	Sealtite	Fixed Price	Price Per Foot
FW120	125	15	1	1 Pole	3	12 awg	0.5"	\$60.50	\$2.53
FW130	125	15	1	1 Pole	3	10 awg	0.5"	\$60.50	\$2.53
FW220	250	15	2	2 Pole	3	12 awg	0.5"	\$66.00	\$2.53
FW220N	125/250	20	2	2 Pole	4	12 awg	0.5"	\$66.00	\$2.75
FW230	250	20	2	2 Pole	3	10 awg	0.5"	\$66.00	\$2.75
FW230N	125/250	20	2	2 Pole	4	10 awg	0.5"	\$71.50	\$3.36
FW320	250	30	3	3 Pole	4	12 awg	0.5"	\$82.50	\$2.75
FW320N	120/208	15	3	3 Pole	5	12 awg	0.5"	\$88.00	\$2.75
FW330	250	15	3	3 Pole	4	10 awg	0.5"	\$82.50	\$3.14
FW330N	120/208	15	3	3 Pole	5	10 awg	0.5"	\$88.00	\$3.47
FW360	250	20	3	3 Pole	4	6 awg	0.75"	\$137.50	\$6.66
FW360N	120/208	20	3	3 Pole	5	6 awg	1.00"	\$143.00	\$7.70
FW3100	250	20	3	3 Pole	4	3 awg	1.25"	\$247.50	\$19.25
FW3100N	120/208	100	3	3 Pole	5	1 awg	1.50"	\$275.00	\$27.50

Notes

- 1 For the cables that have 0.5" conduit to go to 0.75" conduit, please add \$1.00 per foot to the above list price
- 2 For the cables that have 12 awg wire, to go to 10 awg wire conduit, please add \$0.95 per foot to the above list price
- 3 Breakers are NOT included in the base price above
- 4 The above pricing does NOT include shipping costs
- 5 Please see the Cables specifications or contact the factory for details
- 6 All single pole field wire cables include a neutral. A separate "N" is not required

SINGLE-PHASE SERIES 3

Powerware 3105

Standby UPS (500–700 VA)

Protect your small office and home office computer and telephone equipment from the damaging threats that lurk in public utility power especially power outages, sags, and line noise.

- Save space with a compact design that fits easily under a desk or can be conveniently wall-mounted, with quick access to all surge suppression and battery backup receptacles
- Extend UPS service life with user-replaceable batteries
- Protect network-connected equipment from surges coming over LAN or telephone lines
- Be informed of power problems and low battery conditions with audible alarms
- Deliver short-term mobile power with start-on-battery capability
- Warranty (US and Canada): 2-year limited warranty, 5-year pro-rated warranty (with warranty registration), and \$25,000 load protection guarantee. Optional Gold Plans available



POWERWARE 3105 DOMESTIC MODELS: 120V, 50/60 Hz

Model	Part Number	Power Out (VA/Watt)	Input Connection	Output Receptacles	Dimensions (H x W x D, inches)	Weight (lb)	List Price
PW3105 500	103004247-5592	500/300	1.8 meter	8 5-15R Outlets	11.0 x 7.0 x 4.4	7.94	\$79
PW3105 700	103004248-5592	700/420	Line cord with 90° 5-15P	(4 Battery Backup & 4 Surge Protection only)	11.0 x 7.0 x 4.4	9.70	\$97

POWERWARE 3105 INTERNATIONAL MODELS: 230V, 50/60 Hz

Model	Part Number	Power Out (VA/Watt)	Input Connection	Output Receptacles	Dimensions H x W x D (inches)	Weight (lb)	List Price
PW3105 500i	103004250-5592	500/300	IE C14 inlet,	8 IEC C13 Outlets	4.6 x 11.0 x 7.0	7.36	\$75
PW3105 700i	103004251-5592	700/420	1.8 meter line patch cord IEC to IEC	(4 Battery Backup & 4 Surge Protection only)	4.6 x 11.0 x 7.0	9.17	\$102

SOFTWARE

Powerware LanSafe® software is included free of charge. See the software and connectivity product section for more detail.

SERVICE PLANS

For service plans, please see the service section beginning on page 86.

POWERWARE 3105 BATTERY BACKUP TIMES (in minutes)

UPS model									
Load (VA)	50W	100W	150W	200W	250W	300W	350W	400W	
500	43	17	11	6	4	3			
700	53	30	14	9	7	6	4	3	

Note: Battery runtimes are approximate and may vary with equipment, configuration, battery age, temperature, etc.

SINGLE-PHASE SERIES 5

Powerware 5110

Line-interactive UPS (500–1500 VA)

Protect your small office and home office computer and telephone equipment from the damaging threats that lurk in public utility power.

- Protect small office and home office equipment from power outages, surges, sags, and line noise
- Save space with a compact design that fits easily under a desk, mounted under a computer terminal, or on a computer shelf with quick access to all receptacles
- Keep essential systems running through power outages by plugging them into receptacles with surge suppression and battery backup
- Conserve battery runtime by plugging non-essential equipment into receptacles that have surge suppression only
- Extend UPS service life with user-replaceable batteries
- Protect network-connected equipment from surges coming over LAN or telephone lines
- USB Port and cables are standard
- Be informed of power problems and low battery conditions with audible alarms
- Deliver short-term mobile power with start-on-battery capability
- Warranty (US and Canada): 2-year limited warranty, 5-year pro-rated warranty (with warranty registration), and \$150,000 load protection guarantee. Optional Gold Plans available



POWERWARE 5110 DOMESTIC MODELS: 120V, 50/60 Hz

Model	Part Number	Power Out (VA/Watt)	Input Connection	Output Receptacles	Dimensions (H x W x D, inches)	Weight (lb)	List Price
PW5110 500	103004256-5591	500/300	1.8 meter	8 5-15R Outlets	10.6 x 3.4 x 10.2	12.1	\$120
PW5110 700	103004257-5591	700/420		Line cord	(4 Battery Backup & Surge Protection;	10.6 x 3.4 x 10.2	15.2
PW5110 1000	103004258-5591	1000/600	with	Surge Protection;	10.6 x 3.4 x 15.1	28.0	\$212
PW5110 1500	103004259-5591	1440/900	90 deg. 5-15P	4 Surge Protection only)	10.6 x 3.4 x 15.1	29.1	\$240

POWERWARE 5110 INTERNATIONAL MODELS: 230V, 50/60 Hz

Model	Part Number	Power Out (VA/Watt)	Input Connection	Output Receptacles	Dimensions H x W x D (inches)	Weight (lb)	List Price
PW5110 500i	103004261-5591	500/300	IEC C14 inlet,	8 IE C13 Outlets	10.2 x 3.4 x 10.6	13.4	\$125
PW5110 700i	103004262-5591	700/420	1.8 meter	(4 Battery Backup & Surge Protection;	10.2 x 3.4 x 10.6	16.5	\$155
PW5110 1000i	103004263-5591	1000/600	line patch cord	Surge Protection;	10.6 x 3.4 x 15.1	29.1	\$217
PW5110 1500i	103004264-5591	1500/900	IEC to IEC	4 Surge Protection only)	10.6 x 3.4 x 15.1	30.2	\$245

SOFTWARE

Powerware LanSafe software is included free of charge. See the software and connectivity product section for more detail.

SERVICE PLANS

For service plans, please see the service section beginning on page 81.

POWERWARE 5110 BATTERY BACKUP TIMES (in minutes)

Load (VA)	100W	200W	300W	400W	500W	600W	700W	800W	900W
500	17	6	3						
700	30	9	6	3					
1000	64	28	17	12	8	5			
1500	74	35	20	14	10	7	6	5	4

Note: Battery runtimes are approximate and may vary with equipment, configuration, battery age, temperature, etc.

SINGLE-PHASE SERIES 5

Powerware 5115

Line-interactive UPS (500–1400 VA)

The Powerware 5115 offers Series 5 advanced protection for PCs, small-office-home-office equipment, workstations, and small networking devices.

- ABM technology significantly increases battery service life
- Pure sine wave output delivers smooth, continuous power
- Buck and Boost voltage regulation corrects incoming voltage fluctuations
- Hot-swappable batteries simplify service
- Network Transient Protector isolates network/phone wiring
- Software Suite CD bundle provides monitoring and shutdown capabilities
- Warranty (US and Canada): 2-year limited warranty. 10-year pro-rated warranty (with warranty registration), and \$150,000 load protection guarantee. Optional Gold Plans available.



POWERWARE 5115 DOMESTIC TOWER MODELS: 120V, 50/60 Hz¹

Model	Part Number	Power Out (VA/Watt)	Input Connection	Output Receptacles	Dimensions (H x W x D inches)	Weight (lb)	List Price
PW5115 500	05146548-5591	500/320	5-15P	(4) 5-15R	7.6 x 5.9 x 10.6	17.2	\$220
PW5115 750	05146554-5591	750/500	5-15P	(4) 5-15R	7.6 x 5.9 x 13.2	27.3	\$319
PW5115 1000	05146560-5591	1000/670	5-15P	(6) 5-15R	15.1 x 5.9 x 13.2	27.8	\$448
PW5115 1400	05146566-5591	1400/950	5-15P	(6) 5-15R	15.1 x 5.9 x 15.4	37.0	\$554

1. Bundled with Software Suite CD and communication cable (DB9f to DB9m P/N 60420064-002).

POWERWARE 5115 INTERNATIONAL TOWER MODELS: 230V, 50/60 Hz¹

Model	Part Number	Power Out (VA/Watt)	Input Connection	Output Receptacles	Dimensions H x W x D (inches)	Weight (lb)	List Price
PW5115 500i	05146549-5591	500/320	IEC-320-C14	(4) IEC-320-C13	7.6 x 5.9 x 10.6	17.2	\$220
PW5115 750i	05146555-5591	750/500	IEC-320-C14	(4) IEC-320-C13	7.6 x 5.9 x 13.2	27.3	\$319
PW5115 1000i	05146561-5591	1000/670	IEC-320-C14	(6) IEC-320-C13	7.6 x 5.9 x 13.2	27.8	\$448
PW5115 1400i	05146567-5591	1400/950	IEC-320-C14	(6) IEC-320-C13	7.6 x 5.9 x 15.4	37.0	\$554

1. Bundled with Software Suite CD and communication cable (DB9f to DB9m P/N 60420064-002).

SOFTWARE

Powerware LanSafe software is included free of charge. See the software and connectivity product section for more detail.

SERVICE PLANS

For service plans, please see the service section beginning on page 81.

POWERWARE 5115 BATTERY BACKUP TIMES (in minutes)

Load (VA/Watts)	PW5115 500	PW5115 750	PW5115 1000	PW5115 1400
200/128	17	38	41	58
300/192	11	27	28	41
500/320	5	14	15	28
600/402	–	9	10	19
750/503	–	6	8	14
900/603	–	–	6	10
1000/670	–	–	5	8
1200/804	–	–	–	6
1400/938	–	–	–	5

Note: Runtimes are approximate and may vary with equipment, configuration, battery age, temperature, etc.

SINGLE-PHASE SERIES 5

Powerware 5115 Rackmount

Line-interactive UPS (500–1500 VA)

The Powerware 5115 rackmount UPS offers high-density, Series 5 advanced protection for servers, storage systems, network equipment, and other critical devices.



- 1U rack height conserves valuable rack space for other critical devices while delivering powerful performance
- Unique chassis design adapts to 19-inch rack, wall-mount, side-cabinet (zero U), and bench-top applications
- ABM technology significantly increases battery service life
- True sine wave output delivers smooth, continuous power
- Load segments enable scheduled shutdowns and extend backup time for critical devices
- Hot-swappable batteries minimize downtime
- Standard USB and RS-232 serial port extend communication capacity; X-Slot® options available
- Bundled software package provides UPS power management, monitoring and automatic shutdown
- Warranty (US and Canada): 2-year limited warranty. 10-year pro-rated warranty (with warranty registration), and \$150,000 load protection guarantee. Optional Gold Plans available.

POWERWARE 5115 DOMESTIC RACKMOUNT MODELS: 120V, 50/60 Hz¹

Model	Part Number	Power Out (VA/Watts)	Input Connection	Output Receptacles	Dimensions (H x W x D, inches)	Weight (lb)	List Price
PW5115 500 RM	103003266-6591	500/320	5-15P	(4) 5-15R	1.75 x 17.3 x 22.8	35.2	\$306
PW5115 750 RM	103003269-6591	750/520	5-15P	(4) 5-15R	1.75 x 17.3 x 22.8	41.4	\$483
PW5115 1000 RM	103003272-6591	1000/670	5-15P	(4) 5-15R	1.75 x 17.3 x 22.8	41.4	\$660
PW5115 1500 RM	103003275-6591	1440/1000	5-15P	(4) 5-15R	1.75 x 17.3 x 22.8	48.6	\$820

1. Includes all mounting hardware. Bundled with Software Suite CD and communication cable (DB9f to DB9m, P/N 60420064-002).

POWERWARE 5115 INTERNATIONAL RACKMOUNT MODELS: 230V, 50/60 Hz¹

Model	Part Number	Power Out (VA/Watts)	Input Connection	Output Receptacles	Dimensions (H x W x D, inches)	Weight (lb)	List Price
PW5115 500i RM	103003267-6591	500/320	IEC-320-C14	(4) IEC-320-C13	1.75 x 17.3 x 22.8	35.2	\$306
PW5115 750i RM	103003270-6591	750/520	IEC-320-C14	(4) IEC-320-C13	1.75 x 17.3 x 22.8	41.4	\$483
PW5115 1000i RM	103003273-6591	1000/670	IEC-320-C14	(4) IEC-320-C13	1.75 x 17.3 x 22.8	41.4	\$660
PW5115 1500i RM	103003276-6591	1500/1000	IEC-320-C14	(4) IEC-320-C13	1.75 x 17.3 x 22.8	48.6	\$820

1. Includes all mounting hardware. Bundled with Software Suite CD and communication cable (DB9f to DB9m, P/N 60420064-002).

POWERWARE POWER DISTRIBUTION UNIT (PDU)

For a list of Powerware PDU models, refer to that section.

POWERWARE ENCLOSURE

See the Powerware Enclosure section for a comprehensive list of IT enclosure offerings.

SOFTWARE AND CONNECTIVITY OPTIONS

Bundled with Software Suite CD and communication cable. See the software and connectivity product section for more detail.

SERVICE PLANS

For service plans, please see the service section beginning on page 81.

POWERWARE 5115 RACKMOUNT BATTERY BACKUP TIMES (in minutes)

Load (VA/Watts)	PW5115 RM 500	PW5115 RM 750	PW5115 RM 1000	PW5115 RM 1500
200/130	19	37	41	76
300/190	11	25	29	58
500/320	5	13	15	28
750/520		6	8	16
900/600			6	11
1000/670			5	9
1200/800				8
1440/1000				5

Note: Backup times are approximate and may vary with equipment, configuration, battery age, temperature etc.

SINGLE-PHASE SERIES 5

Powerware 5125 Tower

Line-interactive UPS (1000-2200 VA)

The Powerware 5125 delivers cost-effective power protection for PCs, workstations, and servers.

- ABM technology significantly increases battery service life
- Buck and Double Boost voltage regulation corrects voltage fluctuations and delivers pure sine wave output
- Extended runtime capability with Extended Battery Modules (EBMs)
- Load segments maximize runtime for critical devices
- Hot-swappable batteries simplify service
- Warranty (US and Canada): 2-year limited warranty. 10-year pro-rated warranty (with warranty registration), and \$150,000 load protection guarantee. Optional Gold Plans available.



POWERWARE 5125 DOMESTIC TOWER MODELS: 120V, 50/60 Hz

Model	Part Number	Power Out (VA/Watts)	Input Connection	Output Receptacles	Dimensions (H x W x D, inches)	Weight (lb)	List Price
PW5125 1000	05146629-5591	1000/700	5-15P	(6) 5-15R	9.45 x 6.38 x 15.79	34.3	\$481
PW5125 1500	05146632-5591	1440/1050	5-15P	(6) 5-15R	9.84 x 6.38 x 18.39	50.7	\$634
PW5125 2200	05146635-5591	1920/1600	5-20P	(6) 5-15R, (2) 5-20R	9.84 x 8.07 x 19.41	68.3	\$948

208V Model

PW5125 2200b	05146636-5591	2080/1600	IEC-320, 15A inlet	(9) IEC-320-C13	9.84 x 8.07 x 19.41	68.3	\$1,234
--------------	---------------	-----------	--------------------	-----------------	---------------------	------	---------

POWERWARE 5125 INTERNATIONAL TOWER MODELS: 230V, 50/60 Hz - includes (2) IEC interconnect cables

Model	Part Number	Power Out (VA/Watts)	Input Connection	Output Receptacles	Dimensions (H x W x D, inches)	Weight (lb)	List Price
PW5125 1000i	05146630-5591	1000/700	IEC-320-C14	(6) IEC-320-C13	9.45 x 6.38 x 15.79	34.3	\$481
PW5125 1500i	05146633-5591	1500/1050	IEC-320-C14	(6) IEC-320-C13	9.84 x 6.38 x 18.39	50.7	\$634
PW5125 2200i	05146637-5591	2200/1600	IEC-320-C14	(9) IEC-320-C13	9.84 x 8.07 x 19.41	68.3	\$948

POWERWARE 5125 OPTIONS

Description	Part Number	Dimensions (H x W x D, inches)	Weight (lb)	List Price
Extended Battery Modules				
PW5125 24V EBM (for 1000 Tower)	05146638-5591	9.84 x 6.38 x 18.66	59.5	\$419
PW5125 48V EBM (for 1500/2200 Tower)	05146639-5591	9.84 x 6.38 x 18.66	59.5	\$433

SOFTWARE AND CONNECTIVITY OPTIONS

Bundled with Software Suite CD and communication cable. See the software and connectivity product section for more detail.

SERVICE PLANS

For service plans, please see the service section beginning on page 81.

POWERWARE 5125 TOWER BATTERY BACKUP TIMES (in minutes full load/half load)*

Load (VA)	Standard Internal Batteries	+1 EBM	+2 EBMs	+3 EBMs	+4 EBMs
1000	5/14	25/60	55/170	83/199	109/228
1500	6/17	33/79	63/146	92/174	120/201
2200	5/14	26/60	55/170	81/198	106/224

*Up to 4 EBMs can be connected to the 1000-2200 VA models. EBM runtimes include internal batteries. Runtime chart provides typical information. Battery backup times are approximate and may vary with equipment, configuration, battery age, temperature, etc.

SINGLE-PHASE SERIES 5

Powerware 5125 Rack/Tower

Line-interactive UPS (1000-3000 VA)

The Powerware 5125 delivers cost-effective power protection for PCs, workstations, and servers.

- ABM technology significantly increases battery service life
- Buck and Double Boost voltage regulation corrects voltage fluctuations and delivers pure sine wave output
- Extended runtime capability with Extended Battery Modules (EBMs)
- Load segments maximize runtime for critical devices
- Hot-swappable batteries simplify service
- Space saving 2U rack height (1000-3000 VA)
- Warranty (US and Canada): 2-year limited warranty, 10-year pro-rated warranty (with warranty registration), and \$150,000 load protection guarantee. Optional Gold Plans available.



POWERWARE 5125 DOMESTIC RACK/TOWER MODELS: 120V, 50/60 Hz

Model	Part Number	Power Out (VA/Watts)	Input Connection	Output Receptacles	Dimensions (H x W x D, inches)	Weight (lb)	List Price
PW5125 1000 RM	05146666-6501	1000/900	5-15P	(6) 5-15R	3.5 (2U) x 17.0 x 19.4	61.0	\$777
PW5125 1500 RM	05146669-6501	1440/1340	5-15P	(6) 5-15R	3.5 (2U) x 17.0 x 19.4	61.0	\$998
PW5125 2400 RM	05147564-6501	2400/2250	L5-30P	(1) L5-30R, (6) 5-15R	3.5 (2U) x 17.3 x 24.5	89.0	\$1,420
PW5125 3000 RM	05147152-6501	2880/2700	L5-30P	(1) L5-30R, (6) 5-15R	3.5 (2U) x 17.3 x 24.5	89.0	\$1,637

POWERWARE 5125 INTERNATIONAL RACK/TOWER MODELS: 230V, 50/60 Hz;

includes (2) IEC interconnect cables

Model	Part Number	Power Out (VA/Watt)	Input Connection	Output Receptacle	Dimensions (H x W x D, inches)	Weight (lb)	List Price
PW5125 1000i RM	05146667-6591	1000/900	IEC-320-C14	(6) IEC-320-C13	3.5 (2U) x 17.0 x 19.4	61.0	\$810
PW5125 1500i RM	05146670-6591	1500/1340	IEC-320-C14	(6) IEC-320-C13	3.5 (2U) x 17.0 x 19.4	61.0	\$1,450
PW5125 2400i RM	05147565-6591	2400/2250	IEC-309, 16A Plug (12' attached)	(9) IEC-320-C13, (1) IEC-320-C19	3.5 (2U) x 17.3 x 24.5	89.0	\$1,430
PW5125 3000i RM	05147154-6501	3000/2700	IEC-309, 16A Plug (12' attached)	(1) IEC-320-16A (C19), (9) IEC-320-10A (C13)	3.5 (2U) x 17.3 x 24.5	89.0	\$1,637
PW5125 3000g RM*	05147155-6591	3000/2700	IEC-320-C20 inlet	(9) IEC-320-C13, (1) IEC-320-C19	3.5 (2U) x 17.3 x 24.5	89.0	\$1,694
PW5125 3000e RM	05147641-6591	3000/2700	IEC-320-C20 inlet	(9) IEC-320-C13, (1) IEC-320-C19	3.5 (2U) x 17.3 x 24.5	89.0	\$1,637

*PW5125 3000g RM Model input/output voltage is 200/240V. 8-ft. cord with L6-20P is available. Part number is 152507429-010. List price is \$100.
Note: rail kit not included.

POWERWARE 5125 OPTIONS

Description	Part Number	Input Connection	Output Receptacles	Dimensions (H x W x D, inches)	Weight (lb)	List Price
PowerPass® Distributing Module						
700-1500 VA, 120V	05146519-001	5-15P	(6) 5-15R & (1) 5-15R for laser printer (surge only)	3.5 x 11.0 x 4.5	2.5	\$249
Extended Battery Modules						
PW5125 48V EBM RM (for 1000/1500 RM)	05147148-6591			3.5 (2U) x 17.0 x 19.4	65.0	\$659
PW5125 120V EBM RM (for 2400/3000 RM)	05147156-6591			3.5 (2U) x 17.0 x 24.5	121.0	\$1,245

Notes: PW9125 EBMs are compatible with PW5125 UPS models. Up to 4 EBMs can be connected to the UPS.

Optional Rack Mounting Hardware

4-Post Rail Kit (for 1000-3000 VA Models)	05141562-0091			Fits 19-inch racks		\$103
2-Post Rail Kit (for 1000-3000 VA Models)	05146726-5591			Fits 19-inch racks		\$105
3-Slot Seismic Mounting Kit (for 1000/1500 2-in-1 models)	05146871-5501					\$519
5-Slot Seismic Mounting Kit (for 1000/1500 2-in-1 models)	05146875-5501					\$569

SINGLE-PHASE SERIES 5

Powerware 5125 Rack/Tower *(continued)*

POWERWARE POWER DISTRIBUTION UNIT (PDU)

For a list of Powerware PDU models, refer to that section.

POWERWARE ENCLOSURE

See the Powerware Enclosure section for a comprehensive list of IT enclosure offerings.

SOFTWARE AND CONNECTIVITY OPTIONS

Bundled with Software Suite CD and communication cable. See the software and connectivity product section for more detail.

SERVICE PLANS

For service plans, please see the service section beginning on page 81.

POWERWARE 5125 RACK/TOWER BATTERY BACKUP TIMES (in minutes full load/half load)*

Load (VA)	Standard Internal Batteries	+1 EBM	+2 EBMs	+3 EBMs	+4 EBMs
1000	7/19	33/68	58/120	82/166	105/214
1500	5/13	23/57	49/161	73/172	96/205
2400	7/19	35/73	60/124	85/177	110/229
3000	5/15	25/61	49/103	69/146	90/190

*Up to 4 EBMs can be connected to the 1000-3000 VA models. EBM runtimes include internal batteries. This chart provides typical information. Battery backup times are approximate and may vary with equipment, configuration, battery age, temperature, etc.

SINGLE-PHASE SERIES 5

Powerware 5125 Rackmount

Line-interactive UPS (5000-6000 VA)

The Powerware 5125 delivers a space-saving 3U rack height package and is the ideal high-density power protection solution for your servers, storage systems, network equipment and other critical devices

- ABM technology significantly increases battery service life
- Load segment control (separate receptacles groups) enables scheduled shut downs and maximum runtime for each critical device
- Communication bay allows for optional communication cards for remote management; USB and serial ports extend capacity
- Hot-swappable battery and electronics modules simplify service, provide high availability and faster mean time to repair
- Warranty (US and Canada): 2-year limited warranty, 10-year pro-rated warranty (with warranty registration), and \$150,000 load protection guarantee. Optional Gold Plans available.



POWERWARE 5125 RACKMOUNT MODELS: 200-240V

Weight Model	Part List Number	Power Out (VA/Watt)	Input Connection	Output Receptacles	Dimensions (H x W x D, inches)	Weight (lb)	Price
PW5125 5000	103003611-5591	5000/4500	L6-30P	L6-30R on short cord (2) L6-20, (4) C13	5.25 (3U) x 17.50 x 26.0	161.0	\$2,963
PW5125 6000 HW	103003610-5591	6000/5400	Hardwired	Hardwired (4) C19, (4) C13	5.25 (3U) x 17.50 x 26.0	161.0	\$3,258
PW5125 6000i	103003612-5591	6000/5400	IEC-309-32A	IEC-309-32A on short cord (4) C19, (4) C13	5.25 (3U) x 17.50 x 26.0	161.0	\$3,258

POWERWARE 5125 RACKMOUNT MODELS WITH FACTORY-INSTALLED CONNECTUPS WEB/SNMP CARD

Model	Part Number	Power Out (VA/Watt)	Input Connection	Output Receptacles	Dimensions (H x W x D, inches)	Weight (lb)	List Price
PW5125 5000 Web	103003611-5597	5000/4500	L6-30P	L6-30R on short cord, (2) L6-20 (4) C13	5.25 (3U) x 17.50 x 26.0	161.0	\$3,139
PW5125 6000 HW Web	103003610-5597	6000/5400	Hardwired	Hardwired, (4) C19, (4) C13	5.25 (3U) x 17.50 x 26.0	161.0	\$3,423
PW5125 6000i Web	103003612-5597	6000/5400	IEC-309-32A	IEC-309-32A on short cord, (4) C19, (4) C13	5.25 (3U) x 17.50 x 26.0	161.0	\$3,423

Notes: UPS models ship with both black and beige front panels. UPS models include rail kits and mounting hardware. Output receptacles divided into two load segments.

POWERWARE 5125 RACKMOUNT OPTIONS

Model	Part Number	Power Out (VA/Watt)	Input Connection	Output Receptacles	Dimensions (H x W x D, inches)	Weight (lb)	List Price
PowerPass Distribution Modules							
5000VA PPDM	103004652-5501	5000/4500	L6-30P	1ea L5-30R	5.25 x 17.50 x 26.0 UPS	161.0	\$3,666
				2ea L6-20R 8ea 5-15R, 4ea IEC-320-C13	5.25 x 17.37 x 24.8 PPDM	106.0	
5000VA PPDM	103004652-5503	5000/4500	L6-30P	2ea L6-20R	5.25 x 17.50 x 26.0 UPS	161.0	\$4,015
				20ea 5-15R	5.25 x 17.37 x 24.8 PPDM	106.0	
				4ea IEC-320-C13	1.65 x 17.0 x 8.0	11.0	

Model	Part Number	Dimensions (H x W x D, inches)	Weight (lb)	List Price
Extended Battery Modules				
PW9125 240V EBM (Beige)	103003387-5591	5.25 (3U) x 17.50 x 26.0	169.0	\$1,297
PW9125 240V EBM (Black)	103003387-6591	5.25 (3U) x 17.50 x 26.0	169.0	\$1,297

EBM Notes: EBMs are the same EBMs used for the Powerware 9125 5000/6000 VA product line.

SINGLE-PHASE SERIES 5

Powerware 5125 Rackmount *(continued)*

POWERWARE POWER DISTRIBUTION UNIT (PDU)

For a list of Powerware PDU models, refer to that section.

POWERWARE ENCLOSURE

See the Powerware Enclosure section for a comprehensive list of IT enclosure offerings.

SOFTWARE AND CONNECTIVITY OPTIONS

Bundled with Software Suite CD and communication cable. See the software and connectivity product section for more detail.

SERVICE PLANS

For service plans, please see the service section beginning on page 81.

POWERWARE 5125 RACKMOUNT BATTERY BACK UP TIMES (in minutes)

Load (VA/Watts)	Standard				
	Internal Batteries	+1 EBM	+2 EBMs	+3 EBMs	+4 EBMs
1000/900	59	169	303	452	612
2000/1800	26	79	138	204	274
2200/1980	21	65	112	164	223
2500/2250	19	61	106	156	210
2700/2430	17	52	89	132	180
3000/2700	15	49	85	125	168
3500/3150	13	43	73	110	142
4500/4050	8	27	52	76	102
5000/4500	7	24	46	67	89
5500/4950	6	22	42	61	81
6000/5400	5	19	36	53	71

Note: Backup times are approximate and may vary with equipment, configuration, battery age, temperature etc.

SINGLE-PHASE SERIES 9

Powerware 9120

Online UPS (700–3000 VA)

The Powerware 9120 delivers complete power protection for networks, Web servers, telecommunication applications and other critical electronic equipment.

- True double-conversion, online topology gives you protection from all nine power problems
- ABM technology significantly increases battery service life
- Load segments extend runtimes for critical devices
- Intuitive LCD screen provides real-time updates of UPS status, power usage, battery runtime remaining, and other critical UPS parameters
- Hot-swappable batteries simplify service
- Extended runtime capability with Extended Battery Modules (EBMs)
- Warranty (US and Canada): 2-year limited warranty, 10-year pro-rated warranty (with warranty registration), and \$250,000 load protection guarantee. Optional Gold Plans available.



POWERWARE 9120 DOMESTIC MODELS: 120V, 50/60 Hz

Model	Part Number	Power Out (VA/Watts)	Input Connection	Output Receptacles	Dimensions (H x W x D, inches)	Weight (lb)	List Price
PW9120 700	05147356-5591	700/490	5-15P	(4) 5-15R	9.6 x 6.2 x 16.2	29.0	\$760
PW9120 1000	05147357-5591	1000/700	5-15P	(4) 5-15R, (2) 5-20R	9.6 x 6.2 x 16.2	35.5	\$900
PW9120 1500	05147358-5591	1500/1050	5-15P	(4) 5-15R, (2) 5-20R	10.8 x 6.7 x 17.5	46.5	\$1,280
PW9120 2000	05147359-5591	2000/1400	5-20P	(6) 5-20R	14.2 x 8.6 x 18.6	82.0	\$1,720
PW9120 3000	05147360-5591	3000/2100	L5-30P	(4) 5-15R, (2) 5-20R, (1) L5-30R	14.2 x 8.6 x 18.6	89.0	\$2,680
PW9120 3000H	05147547-5591	3000/2100	Hardwired	Hardwired	14.2 x 8.6 x 18.6	89.0	\$2,680
208V Model							
PW9120 3000B	05147548-5591	3000/2100	L6-20P	(2) L6-15R, (1) L6-20R,	14.2 x 8.6 x 18.6	89.0	\$2,680

POWERWARE 9120 INTERNATIONAL MODELS: 230V, 50/60 Hz

Model	Part Number	Power Out (VA/Watts)	Input Connection	Output Receptacles	Dimensions (H x W x D, inches)	Weight (lb)	List Price
PW9120 700i	05147361-5592	700/490	IEC-320-C14	(4) IEC-320-C13	9.6 x 6.2 x 16.2	28.0	\$760
PW9120 1000i	05147362-5592	1000/700	IEC-320-C14	(4) IEC-320-C13	9.6 x 6.2 x 16.2	34.0	\$900
PW9120 1500i	05147363-5592	1500/1050	IEC-320-C14	(4) IEC-320-C13	10.8 x 6.7 x 17.5	44.0	\$1,250
PW9120 2000i	05147364-5592	2000/1400	IEC-320-C14	(4) IEC-320-C13, (1) IEC-320-C19	14.2 x 8.6 x 18.6	81.6	\$1,670
PW9120 3000i	05147365-5592	3000/2100	IEC-320-C20	(4) IEC-320-C13, (1) IEC-320-C19	14.2 x 8.6 x 18.6	85.0	\$2,640

POWERWARE 9120 OPTIONS

Description	Part Number	Dimensions (H x W x D, inches)	Weight (lb)	List Price
Extended Battery Modules				
PW9120 BATT 700	05147366-5592	9.6 x 6.2 x 16.2	31.0	\$489
PW9120 BATT 1000	05147367-5592	9.6 x 6.2 x 16.2	44.0	\$549
PW9120 BATT 1500	05147368-5592	10.8 x 6.7 x 17.5	57.0	\$689
PW9120 BATT 2000/3000	05147369-5592	14.2 x 8.6 x 18.6	110.0	\$999

SOFTWARE AND CONNECTIVITY OPTIONS

Bundled with Software Suite CD and communication cable. See the software and connectivity product section for more detail.

SERVICE PLANS

For service plans, please see the service section beginning on page 81.

POWERWARE 9120 BATTERY BACKUP TIMES (in minutes full load/half load)

Load (VA)	Standard					
	Internal Batteries	+1 EBM	+2 EBMs	+3 EBMs	+4 EBMs	+5 EBMs
700	7/18	34/70	64/140	-	-	-
1000	7/18	36/80	66/155	-	-	-
1500	7/18	29/67	56/130	-	-	-
2000	12/34	49/107	93/195	140/310	192/403	240/504
3000	6/15	30/70	57/128	87/191	120/264	148/325

Up to 2 EBMs can be connected to 700/1000/1500 VA models and up to 5 EBMs can be connected to 2000/3000 VA models. This chart provides typical information. Backup times are approximate and may vary with equipment, configuration, battery age, temperature, etc.

SINGLE-PHASE SERIES 9

Powerware 9125 (700–3000 VA) Rack/Tower

Online UPS (700–3000 VA)

The Powerware 9125 delivers Series 9 complete power protection for banking and security systems, manufacturing process control, heavily configured servers and telecommunications/PBX equipment.

- Double-conversion, online topology ensures continuous, clean power
- ABM technology significantly increases battery service life
- Additional, hot-swappable Extended Battery Modules (EBMs) extend backup times
- Load segments enable scheduled shutdowns and maximize backup time for critical devices
- Two-in-one rack and tower form factor provides versatility
- 2U (3.5 inches) rack height conserves valuable rack space
- Software Suite CD bundle provides monitoring and shutdown capabilities
- Warranty (US and Canada): 2-year limited warranty. 10-year pro-rated warranty (with warranty registration), and \$250,000 load protection guarantee. Optional Gold Plans available.



POWERWARE 9125 DOMESTIC MODELS: 120V, 50/60 Hz

Model	Part Number	Power Out (VA/Watts)	Input Connection	Output Receptacles	Dimensions (H x W x D, inches) ¹	Weight (lb)	List Price
120V, 50/60 Hz Models							
PW9125 700	05146012-6501	700/490	5-15P	(6) 5-15R	3.5 (2U) x 17.0 x 19.4	34.0	\$900
PW9125 1000	05146002-6501	1000/700	5-15P	(6) 5-15R	3.5 (2U) x 17.0 x 19.4	34.0	\$1,050
PW9125 1500	05146005-6501	1500/1050	5-15P	(6) 5-15R	3.5 (2U) x 17.0 x 19.4	50.0	\$1,400
PW9125 2000	05146001-6501	2000/1400	5-20P	(6) 5-15R	3.5 (2U) x 17.0 x 19.4	50.0	\$1,880
PW9125 2000 20R	05146001-6506	2000/1400	5-20P	(4) 5-15R, (2) 5-20R	3.5 (2U) x 17.0 x 19.4	50.0	\$1,880
PW9125 2500U	103002716-6591	2500/1750	L5-30P ²	(2) 5-15R, (2) 5-20R, (1) L5-30R ³	3.5 (2U) x 17.0 x 23.9	81.5	\$2,580
PW9125 3000U	103002717-6591	3000/2100	L5-30P ²	(2) 5-15R, (2) 5-20R, (1) L5-30R ³	3.5 (2U) x 17.0 x 23.9	81.5	\$3,020

POWERWARE 9125 GLOBAL MODELS: 208V, 230V, 50/60 Hz

Model	Part Number	Power Out (VA/Watts)	Input Connection	Output Receptacles	Dimensions (H x W x D, inches) ¹	Weight (lb)	List Price
PW9125 2500G	103004340-6591	2500/1750	Detachable L6-20P	(4) IEC-320-C13, (1) IEC-320-C19	3.5 (2U) x 17.0 x 23.9	81.5	\$2,580
PW9125 3000G	103002728-6591	3000/2100	Detachable L6-20P	(4) IEC-320-C13, (1) IEC-320-C19	3.5 (2U) x 17.0 x 23.9	81.5	\$3,020
PW9125 2500G HW	103004341-6591	2500/1750	Hardwired	Hardwired	3.5 (2U) x 17.0 x 23.9	81.5	\$2,550
PW9125 3000G HW	103004342-6591	3000/2100	Hardwired	Hardwired	3.5 (2U) x 17.0 x 23.9	81.5	\$3,050

Notes: Models do not include a rail kit. Optional rail kits are available. 1. Models fit in 19-inch rack enclosures. 2. 6.5-ft. (2 meter) line cord. 3. L5-30R is located on a 12-inch attached cord. 4. Use PowerPass for NEMA receptacles.

POWERWARE 9125 INTERNATIONAL MODELS: 230V, 50/60 Hz

Model	Part Number	Power Out (VA/Watts)	Input Connection	Output Receptacles	Dimensions (H x W x D, inches) ¹	Weight (lb)	List Price
PW9125 1000i	05146011-6591	1000/700	IEC-320-C14	(6) IEC-320-C13	3.5 (2U) x 17.0 x 19.4	34.0	\$1,380
PW9125 1500i	05146006-6591	1500/1050	IEC-320-C14	(6) IEC-320-C13	3.5 (2U) x 17.0 x 19.4	50.0	\$1,820
PW9125 2000i	103006571-6591	2000/1400	IEC-320-C14	(6) IEC-320-C13	3.5 (2U) x 17.0 x 19.4	50.0	\$1,930

1. All models fit in 19-inch rack enclosures. 2. 2.5 meter line cord.

SINGLE-PHASE SERIES 9

Powerware 9125 (700–3000 VA) Rack/Tower (continued)

POWERWARE 9125 RACK/TOWER POWERPASS DISTRIBUTION MODULES (PPDM)

Description	Part Number	Input Connection (Line)	Output Receptacles (Load)	Dimensions (H x W x D, inches) ¹	Weight (lb)	List Price
2000 VA, 120V	05146520-001	5-20P	(6) 5-15R	3.5 x 11.0 x 4.5	2.5	\$249
700-1500 VA, 120V	05146519-091	5-15P	(6) 5-15R & (1) unprotected 5-15R for laser printer	3.5 x 11.0 x 4.5	2.5	\$249
700-2000 VA, 230V	05146519-092	IEC-320-C14	(6) IEC-320-C13 & (1) IEC-320-C13 for laser printer	3.5 x 11.0 x 4.5	2.5	\$249

2500/3000 VA 120 Vac In/Out - For use with 103002716-6591 and 103002717-6591.

PDM2-HV-US-P1	103002733-6591	IEC-320-C20 ²	(1) L6-30R	3.5 (2U) x 17.0 x 23.9	20.0	\$799
PDM2-LV-US-P1	103002742-6591	L5-30P ²	(1) L5-30R & (6) 5-20R	3.5 (2U) x 17.0 x 23.9	20.0	\$799
PDM2-LV-US-HW	103002735-6591	Hardwired	Hardwired	3.5 (2U) x 17.0 x 23.9	20.0	\$799

2500/3000 VA 208/240 Vac In and 120 Vac Out - For use with 103004340-6591 and 103002728-6591.

PDM1-HV-US-P1	103002739-6591	IEC-320-C20 ²	(1) L14-30R & (6) 5-20R	3.5 (2U) x 17.0 x 23.9	20.0	\$999
---------------	----------------	--------------------------	-------------------------	------------------------	------	-------

1. All models fit in 19-inch rack enclosures. 2. Connection cables to UPS included with PowerPass. Use input cord from UPS as input to PowerPass, except for hardwired units.

Note: items 1 – 3 attach to the back of the unit, they are not rackmounted.

POWERWARE 9125 OPTIONS

Description	Part Number	Dimensions (H x W x D, inches)	Weight (lb)	List Price
700-2000 VA Optional Mounting Hardware				
Mounting Rail Kit 2-post 2U, 19-inch (if not supplied with rack)	05146726-5591			\$105
Mounting Rail Kit 4-post 2U, 19-inch (if not supplied with rack)	05141562-0091			\$103
3-Slot Seismic Mounting Kit	05146871-5501	19.75 x 15.48 x 18.30	17.0	\$519
5-Slot Seismic Mounting Kit	05146875-5501	19.75 x 22.38 x 18.30	23.0	\$569
2500/3000 VA Optional Mounting Hardware				
4-Post Mounting Rail Kit	103005156			\$102

Extended Battery Modules

Description	Part Number	Dimensions (H x W x D, inches) ¹	Weight (lb)	List Price
PW9125 24V EBM (use with 700/1000 VA)	05146502-6591	3.5 (2U) x 17.0 x 19.4	65.0	\$599
PW9125 48V EBM (use with 1250-2000 VA)	05146074-6591	3.5 (2U) x 17.0 x 19.4	65.0	\$699
PW9125 72V EBM (use with 2500/3000 VA)	103002836-6591	3.5 (2U) x 17.0 x 23.9	93.0	\$769
PW9125 48V EBC (use with 1250 - 2000 VA)	124100014-002	17.2 x 24.6 x 28.3	665.0	\$5,199
PW9125 72V EBC (use with 2500/3000 VA)	103003627-5501	17.2 x 24.6 x 28.3	330.0	\$4,699

1. All models fit in 19-inch rack enclosures.

POWERWARE ENCLOSURE

See the Powerware Enclosure section for a comprehensive list of IT enclosure offerings.

SOFTWARE AND CONNECTIVITY OPTIONS

Bundled with Software Suite CD and communication cable. See the software and connectivity product section for more detail.

SERVICE PLANS

For service plans, please see the service section beginning on page 81.

SINGLE-PHASE SERIES 9

Powerware 9125 (700–3000 VA) EBM Backup Times

POWERWARE 9125 BATTERY BACKUP TIMES (in minutes)

700-1000 VA Models

Load (VA/Watts)	Standard Internal Batteries	+1 EBM	+2 EBMs
200/140	37	271	546
400/280	19	142	278
700/490	9	72	156
850/595	6	59	124
1000/700	5	48	104

1250-2000 VA Models

Load (VA/Watts)	Standard Internal Batteries	+1 EBM	+2 EBMs	+3 EBMs	+4 EBMs
400/280	46	177	331	501	682
700/490	25	96	180	272	370
850/595	21	76	142	214	292
1000/700	16	61	115	174	237
1250/875	11	46	87	131	179
1500/1050	8	37	70	106	144
1800/1260	6	30	57	85	116
2000/1400	5	26	49	74	100

2500-3000 VA Models

Load (VA/Watts)	Standard Internal Batteries	+1 EBM	+2 EBMs	+3 EBMs	+4 EBMs
1250/875	16	57	90	150	200
1500/1050	13	55	72	120	160
2500/1750	7	28	48	68	88
3000/2100	5	25	38	54	70

Note: Backup times are approximate and may vary with equipment, configuration, battery age, temperature, etc.

POWERWARE 9125 EBC BACKUP TIMES (in minutes)¹

Discharge Time

EXTERNAL EBC-48 CABINETS. For use with 1250, 1500, 2000 VA

VA	Watts	+1 EBC-48	+2 EBC-48s	+3 EBC-48s
650	455	838		
800	560	662		
1000	700	506		
1200	840	406		
1250	875	387		
1400	980	340	761	
1500	1050	315	705	
1600	1120	294	658	
1800	1260	258	578	
2000	1400	224	501	802

EXTERNAL EBC-72 CABINETS. For use with 2500, 3000 VA

VA	Watts	+1 EBC-72	+2 EBC-72s	+3 EBC-72s	+4 EBC-72s
1000	700	387			
1500	1050	245			
2000	1400	175	368		
2500	1750	135	284	446	
3000	2100	107	225	354	490

1. Actual runtimes not supported by Powerware LanSafe software. *Discharge time @100% of the UPS rating.

Note: Backup times are approximate and may vary with equipment, configuration, battery age, temperature, etc.

SINGLE-PHASE SERIES 9

Powerware 9125 (5000-6000 VA) Rack/Tower

Online UPS (5000-6000 VA)

The Powerware 9125 UPS delivers complete power protection for servers, storage devices, networking equipment, telecom, and medical devices.

- Isolates connected equipment from all incoming power problems to provide the highest degree of protection
- Conserves valuable rack space with 5U rack height
- ABM technology significantly increases battery service life
- Prolongs backup time with Extended Battery Modules (EBMs)
- Adapts to rack and standalone tower applications with two-in-one form factor
- Ensures data integrity with free Software Suite bundle
- Warranty (US and Canada): 2-year limited warranty. 10-year pro-rated warranty (with warranty registration), and \$250,000 load protection guarantee. Optional Gold Plans available.



POWERWARE 9125 RACK/TOWER MODELS: 208-240V

Model ²	Part Number	Power Out (VA/Watts)	Input Connection	Output Receptacles	Dimensions (H x W x D, inches)	Weight (lb)	List Price
PW9125 5000g HW	103003623-6591	5000/3500	Hardwired	Hardwired	8.75 (5U) x 17.4 x 24.9	206.0	\$4,450
PW9125 5000g	103003633-6591	5000/3500	L6-30P	L6-30R	8.75 (5U) x 17.4 x 24.9	206.0	\$4,490
PW9125 6000g HW	103003625-6591	6000/4200	Hardwired	Hardwired	8.75 (5U) x 17.4 x 24.9	206.0	\$5,220
PW9125 6000g	103003635-6591	6000/4200	L6-30P	L6-30R	8.75 (5U) x 17.4 x 24.9	206.0	\$5,260
PW9125 6000g FC ³	103003636-6501	6000/4200	L6-30P	L6-30R	8.75 (5U) x 17.4 x 24.9	206.0	\$5,310

1. User-selectable for 208, 220, 230, and 240V. 2. All models fit in 19-inch rack enclosures with the purchase of a rackmount kit. 3. Frequency conversion models.

POWERWARE 9125 RACK/TOWER POWERPASS DISTRIBUTION MODULES (PPDM)

Use with 103003633-xxxx and 103003635-xxxx UPS only.¹

Model ²	Part Number	Input Voltage (Vac)	Output Voltage (Vac)	Input Connection	Output Receptacles	Dimensions (H x W x D, inches) ¹	Weight (lb)	List Price
PPDM, L6-30	103003214-6501	208-240	208-240/120	L6-30P	(1) L6-30R, (8) 5-15R	5.25 (3U) x 17.4 x 24.8	106.0	\$999
PPDM, L6-20	103003214-6502	208-240	208-240/120	L6-30P	(1) L6-20R, (8) 5-15R	5.25 (3U) x 17.4 x 24.8	106.0	\$999
PPDM, L5-30	103003214-6503	208-240	208-240/120	L6-30P	(1) L5-30R, (8) 5-15R	5.25 (3U) x 17.4 x 24.8	106.0	\$999
PPDM, L14-30R	103003214-6504	208-240	208-240/120	L6-30P	(1) L14-30R, (8) 5-15R	5.25 (3U) x 17.4 x 24.8	106.0	\$999
PPDM, HW	103003214-6505	208-240	208-240/120	Hardwired	Hardwired	5.25 (3U) x 17.4 x 24.8	106.0	\$999
PPDM, EURO HW	103003214-6506	208-240	208-240/120	Hardwired	Hardwired	5.25 (3U) x 17.4 x 24.8	106.0	\$999
PPDM, L6-30 & L14-30	103003214-6507	208-240	220-240/120	L6-30P	(1) L6-30R, (1) L14-30R, (4) 5-15R	5.25 (3U) x 17.4 x 24.8	106.0	\$999
PPDM, L6-30 (2)*	103003214-6508	208-240	208-240/120	L6-30P	(2) L6-30R, (4) 5-20R	5.25 (3U) x 17.4 x 24.8	106.0	\$999
PPDM, L6-20 (2)*	103003214-6509	208-240	208-240/120	L6-30P	(2) L6-20R, (4) 5-20R	5.25 (3U) x 17.4 x 24.8	106.0	\$999

1. User-selectable for 208, 220, 230, and 240V. 2. All models fit in 19-inch rack enclosures with the purchase of a rackmount kit. * Black only.

POWERWARE 9125 OPTIONS

Description	Color	Part Number	Dimensions (H x W x D, inches)	Weight (lb)	List Price	
Optional Mounting Hardware						
Mounting Rail Kit — 4 post only	Beige	103003226	-		\$119	
Mounting Rail Kit — 4 post only	Black	103003226-001	-		\$119	
Pedestal Kit	Beige	103003227	Adds 6 inches of width to UPS		\$30	
Pedestal Kit	Black	103003227-001	Adds 6 inches of width to UPS		\$30	
3-unit Seismic Kit (1 UPS w/2 battery or PDM)	Beige	103003229-5501			\$549	
3-unit Seismic Kit (1 UPS w/2 battery or PDM)	Black	103003229-6501			\$549	
Extended Battery Modules						
PW9125 240 EBM	Black	103003387-6591	5.25 x 17.0 x 24.75	169.0	\$1,050	
Battery Cable						
PW9125 Battery Extension Cable	Black	152601472	48"	3.0	\$90	
Replacement Battery						
PW9125 240EBM		2	20	58700036-001	7.0	\$21

SINGLE-PHASE SERIES 9

Powerware 9125 (5000-6000 VA) Rack/Tower *(continued)*

POWERWARE POWER DISTRIBUTION UNIT (PDU)

For a list of Powerware PDU models, refer to that section.

POWERWARE ENCLOSURE

See the Powerware Enclosure section for a comprehensive list of IT enclosure offerings.

SOFTWARE AND CONNECTIVITY OPTIONS

Bundled with Software Suite CD and communication cable. See the software and connectivity product section for more detail.

SERVICE PLANS

For service plans, please see the service section beginning on page 81.

POWERWARE 9125 (5000-6000 VA) BATTERY BACKUP TIMES (in minutes)¹

Load (VA/Watts)	Standard Internal Batteries	+1 EBM	+2 EBMs	+3 EBMs	+4 EBMs
1000/700	64	179	308	448	-
2000/1400	38	108	186	271	362
3000/2100	34	70	122	178	237
4000/2800	19	49	86	125	168
5000/3500	13	37	65	96	128
6000/4200	10	30	52	76	102

1. This table provides typical information. Backup times are approximate and vary with equipment, configuration, battery age, temperature, etc.

SINGLE-PHASE EPDM

Extended Power Distribution Module (EPDM)

POWERWARE 9125 RACK/TOWER BLACK POWERPASS DISTRIBUTION MODULES (PPDM)

Model	Input	Output Slot 1	Output Slot 2	Output Slot 3	Output Slot 4	List Price
PDM302BBBBBE	L6-30P	L6-20R	L6-20R	L6-20R	L6-20R	\$599
PDM302CCCBE	L6-30P	L6-30R	L6-30R	L6-30R	L6-20R	\$599
PDM302CCCE	L6-30P	L6-30R	L6-30R	L6-30R	L6-30R	\$599
PDM302CKLLE	L6-30P	L6-30R	6-15R(2)*	L6-15R(2)*	L6-15R(2)*	\$599
PDM302CKLNE	L6-30P	L6-30R	6-15R(2)*	L6-15R(2)*	6-20R(2)*	\$599
PDM302KKKKE	L6-30P	6-15R(2)*	6-15R(2)*	6-15R(2)*	6-15R(2)*	\$599
PDM302KLLLE	L6-30P	6-15R(2)*	L6-15R(2)*	L6-15R(2)*	L6-15R(2)*	\$599
PDM302LLLLLE	L6-30P	L6-15R(2)*	L6-15R(2)*	L6-15R(2)*	L6-15(2)*	\$599
PDM303BCCCE	IEC-320-C20	L6-20R	L6-20R	L6-30R	L6-30R	\$599
PDM303BCLLE	IEC-320-C20	L6-20R	L6-30R	L6-15R(2)*	L6-15R(2)*	\$599
PDM304EEEE	L5-30P	5-20R(2)*	5-20R(2)*	5-20R(2)*	5-20R(2)*	\$599
PDM304FFEEE	L5-30P	L5-20R	L5-20R	5-20R(2)*	5-20R(2)*	\$599
PDM304EEGFE	L5-30P	5-20R(2)*	5-20R(2)*	L5-30R	L5-20R	\$599
PDM304EFFFE	L5-30P	5-20R(2)*	L5-20R	L5-20R	L5-20R	\$599
PDM304FFEEE	L5-30P	L5-20R	L5-20R	5-20R(2)*	5-20R(2)*	\$599
PDM304FFFFE	L5-30P	L5-20R	L5-20R	L5-20R	L5-20R	\$599
PDM304FFGGE	L5-30P	L5-20R	L5-20R	L5-30R	L5-30R	\$599
PDM304GGGGE	L5-30P	L5-30R	L5-30R	L5-30R	L5-30R	\$599
PDM304HHHHE	L5-30P	L5-15R(2)*	L5-15R(2)*	L5-15R(2)*	L5-15R(2)*	\$599
PDM304VVVVA	L5-30P	(1) 5-50R, 5-15R2				\$599
PDM304VVVVE	L5-30P	(1) 5-50R, 5-15R2				\$599
PDM305AAAAE	L14-30P	L14-30R	L14-30R	L14-30R	L14-30R	\$599
PDM305AACCE	L14-30P	L14-30R	L14-30R	L6-30R	L6-30R	\$599
PDM305AABCE	L14-30P	L14-30R	L14-30R	L6-20R	L6-30R	\$599
PDM305BBBBBE	L14-30P	L6-20R	L6-20R	L6-20R	L6-20R	\$599
PDM305BEEEE	L14-30P	L6-20R	5-20R(2)*	5-20R(2)*	5-20R(2)*	\$599
PDM305CCCEE	L14-30P	L6-30R	L6-30R	L6-30R	5-20R(2)*	\$599
PDM305CCCLE	L14-30P	L6-30R	L6-30R	L6-30R	L6-15R(2)*	\$599
PDM305CEKLE	L14-30P	L6-30R	5-20R(2)*	6-15R(2)*	L6-15R(2)*	\$599
PDM305CEEEE	L14-30P	L6-30R	5-20R(2)*	5-20R(2)*	5-20R(2)*	\$599
PDM305EEEE	L14-30P	5-20R(2)*	5-20R(2)*	5-20R(2)*	5-20R(2)*	\$599
PDM305EEKKE	L14-30P	5-20R(2)*	5-20R(2)*	6-15R(2)*	6-15R(2)*	\$599
PDM305LLEEE	L14-30P	L6-15R(2)*	L6-15R(2)*	5-20R(2)*	5-20R(2)*	\$599
PDM305EEEELE	L14-30P	5-20R(2)*	5-20R(2)*	5-20R(2)*	L6-15R(2)*	\$599
PDM305EEKLE	L14-30P	5-20R(2)*	5-20R(2)*	6-15R(2)*	L6-15R(2)*	\$599
PDM305FFFFE	L14-30P	L5-20R	L5-20R	L5-20R	L5-20R	\$599
PDM305HHHKE	L14-30P	L6-15R(2)*	L6-15R(2)*	L6-15R(2)*	6-15R(2)*	\$599
PDM305KEEEE	L14-30P	6-15R(2)*	5-20R(2)*	5-20R(2)*	5-20R(2)*	\$599
PDM305LLEEE	L14-30P	L6-15R(2)*	L6-15R(2)*	5-20R(2)*	5-20R(2)*	\$599
PDM305NNEEE	L14-30P	6-20R(2)	6-20R(2)	5-20R(2)*	5-20R(2)*	\$599

* Denotes Duplex Outlet

SINGLE-PHASE SERIES 9

Powerware 9140 Rackmount

Online UPS (7.5–10 kVA)

Superior de-centralized power protection for medium and high-density rack environments.

- Online, double-conversion UPS designed for maximum reliability
- Compact design occupies only 6U of rack space, including internal batteries
- Lightweight, hot-swappable battery and electronics modules allow for easy installation and service
- Pre-installed Rackmount hardware significantly reduces installation time
- Extends battery runtime for up to 45 minutes with up to four 3U EBM's
- Intuitive LCD interface provides detailed information and UPS management in multiple languages
- USB and serial ports standard, optional X-Slot communication card
- Warranty (US and Canada): 2-year limited warranty, 10-year pro-rated warranty (with warranty registration), and \$250,000 load protection guarantee



POWERWARE 9140 USER SELECTABLE MODELS: 208–240V IN (SINGLE-PHASE)

208–240 Vac in (Single Phase) or 220–380 Vac in (Three Phase) / 208–240 Vac Out

Model	Part Number	Input Connection	Output Receptacles	Dimensions (H x W x D, inches)	Weight (lb)	List Price
PW9140 7500 HW	103005093-6591	Hardwired	Hardwired, (3) C19, (2) C13	10.5 (6U) x 17.2 x 30.0	254.0	\$5,394
PW9140 10000 HW	103004728-6591	Hardwired	Hardwired, (3) C19, (2) C13	10.5 (6U) x 17.2 x 30.0	254.0	\$6,344
PW9140 7500	103005094-6591	IEC309-60A cord	IEC309-60A cord, (4) C19	10.5 (6U) x 17.2 x 30.0	265.0	\$5,919
PW9140 10000	103004727-6591	IEC309-60A cord	IEC309-60A cord, (4) C19	10.5 (6U) x 17.2 x 30.0	265.0	\$6,779

POWERWARE 9140 OPTIONS

Model	Part Number	Input Connection	Output Receptacles	Dimensions (H x W x D, inches)	Weight (lb)	List Price
Powerware 9140 PowerPass Distribution Modules (PPDMs)						
3000VA 208–240 Vac In - 120 Vac Out						
PDM1-HV-US-P1	103002739-6501	IEC-320-C20	(1) L14-30R & (6) 5-20R	3.5 (2U) x 17.0 x 23.9	50.0	\$999
PDM1-HV-US-P2	103002370-6501	IEC-320-C20	(1) L5-30R & (6) 5-20R	3.5 (2U) x 17.0 x 23.9	50.0	\$999
PDM1-HV-US-P3	103002731-6501	IEC-320-C20	(6) 5-20R	3.5 (2U) x 17.0 x 23.9	50.0	\$999

Extended Battery Modules

PW9140 3U EBM ¹	103004729-6591			5.25 (3U) x 17.2 x 26.0	179.0	\$1,679
----------------------------	----------------	--	--	-------------------------	-------	---------

1. Up to 4 EBMs can be connected to a single PW9140 UPS

POWERWARE ENCLOSURE POWER DISTRIBUTION UNITS (ePDUs)

See the ePDU section for product details

POWERWARE ENCLOSURE

See the Powerware Enclosure section for a comprehensive list of IT enclosure offerings

SINGLE-PHASE SERIES 9

Powerware 9140 Rackmount *(continued)*

SOFTWARE AND CONNECTIVITY OPTIONS

Bundled with Software Suite CD and communication cable. See the software and connectivity product section for more detail.

SERVICE PLANS

For service plans, please see the service section beginning on page 81.

POWERWARE 9140 SPARE PARTS

106711171-001	PW9140 7500 VA Line Cord Power Module Spare	\$2,599
106711171-002	PW9140 7500 VA Power Module Spare	\$2,599
106711171-003	PW9140 10,000 VA Line Cord Power Module Spare	\$2,799
106711171-004	PW9140 10,000 VA Power Module Spare	\$2,799
106711172-001	PW9140 Battery Module Spare	\$279

POWERWARE 9140 BATTERY BACKUP TIMES (in minutes)¹

Load (VA/Watts)	Standard Internal Batteries	+1 EBM	+2 EBMs	+3 EBMs	+4 EBMs
1250/1000	80	137	189	275	365
2500/2000	31	61	99	138	181
3750/3000	18	38	68	92	121
5000/4000	12	27	52	69	90
6250/5000	9	21	42	55	72
7500/6000	7	17	35	46	60
8750/7000	6	14	31	40	51
10000/8000	5	12	27	35	45

1. This table provides typical information. Backup times are approximate and vary with equipment, configuration, battery age, temperature, etc.

SINGLE-PHASE SERIES 9

Powerware 9155

Single-phase Online UPS (8–15 kVA)

The Powerware 9155 UPS provides powerful 7 x 24 power protection for centralized servers, telecommunications systems, clustered PCs, LAN gateways, bridges, routers and other mission-critical UPS applications.

- Protects connected equipment from all nine of the most common power anomalies
- Provides more real wattage in less space with a 0.9 power factor—protecting more equipment and leaving more room for expansion
- Supports Powerware Hot Sync® paralleling of multiple modules for redundancy or extra capacity
- Increases battery life through microprocessor-controlled ABM technology
- Reduces total harmonic distortion (THD) to less than five percent, using active input power factor correction
- Ensures data and system integrity with a complete power management software package for remote monitoring, management, and shutdown over the network and the Internet
- Warranty (US and Canada): 2-year limited warranty. 10-year pro-rated warranty (with warranty registration), and \$250,000 load protection guarantee. Optional Gold Plans available.



POWERWARE 9155 MODELS

Model	Part Number ¹	Power Rating ² (kVA/kW)	Input Connection	Output Receptacles	Dimensions (H x W x D, inches)	Weight ³ (lb)	List Price
PW9155 8 kVA 32 Battery (2-high)	K40811000000000	8 / 7.2	Hardwired	See PDM CTO	32.2 x 12 x 33.7	352.0	\$8,610
PW9155 8 kVA 64 Battery (3-high)	K40812000000000	8 / 7.2	Hardwired	See PDM CTO	47.8 x 12 x 33.7	590.0	\$10,350
PW9155 8 kVA 32 Battery w/Trans. Mod. (3-high)	K40813000000000	8 / 7.2	Hardwired	See PDM CTO	47.8 x 12 x 33.7	558.0	\$12,060
PW9155 10 kVA 32 Battery (2-high)	K41011000000000	10 / 9	Hardwired	See PDM CTO	32.2 x 12 x 33.7	352.0	\$9,965
PW9155 10 kVA 64 Battery (3-high)	K41012000000000	10 / 9	Hardwired	See PDM CTO	47.8 x 12 x 33.7	590.0	\$11,985
PW9155 Model 10 kVA 32 Battery w/Trans. Mod. (3-high)	K41013000000000	10 / 9	Hardwired	See PDM CTO	47.8 x 12 x 33.7	558.0	\$13,870
PW9155 12 kVA 32 Battery (2-high)	K41211000000000	12 / 10.8	Hardwired	See PDM CTO	32.2 x 12 x 33.7	352.0	\$10,825
PW9155 12 kVA 64 Battery (3-high)	K41212000000000	12 / 10.8	Hardwired	See PDM CTO	47.8 x 12 x 33.7	590.0	\$12,925
PW9155 12 kVA 32 Battery w/Trans. Mod. (3-high)	K41213000000000	12 / 10.8	Hardwired	See PDM CTO	47.8 x 12 x 33.7	558.0	\$14,790
PW9155 15 kVA 32 Battery (2-high)	K41511000000000	15 / 13.5	Hardwired	See PDM CTO	32.2 x 12 x 33.7	352.0	\$11,815
PW9155 15 kVA 64 Battery (3-high)	K41512000000000	15 / 13.5	Hardwired	See PDM CTO	47.8 x 12 x 33.7	590.0	\$14,180
PW9155 15 kVA 32 Battery w/Trans. Mod. (3-high)	K41513000000000	15 / 13.5	Hardwired	See PDM CTO	47.8 x 12 x 33.7	558.0	\$16,115

1. 50/60 Hz auto-sensing. All models can be used for frequency/phase conversion with derated 80% load, please refer to manual for details. 2. Input voltage 100/200, 110/220, 120/240, Vac 180° phase displacement, 120/208, 127/220 Vac 120° phase displacement. Output voltages are user-selectable 100/200, 110/220, 120/240 Vac 180° phase displacement. 3. Weight is installed weight, add 47 lb (2-modules high) or 50 lb (3-modules high) to determine shipping weight.

BUILT-IN CONNECTIVITY OPTIONS

Available X-Slot card options

(The UPS has two X-Slot bays available; one X-Slot card can be factory installed, the 2nd X-Slot card can be ordered separately and user installed).

Description	Value for CTO digit 8	Part Number (if ordered separately)	List Price
NONE (No Pre-installed X-Slot card)	0	-	\$0
ConnectUPS Web/SNMP Card	3	116750221-001	\$335
Modem Card	7	1019017	\$530
Modbus Card	4	103002510-5501	\$661
Relay Card (AS/400 compatible)	5	1018460	\$146
Industrial Relay Card	6	103003055	\$335

SINGLE-PHASE SERIES 9

Powerware 9155 (continued)

OUTPUT RECEPTACLES AND MAINTENANCE BYPASS

Order Number	Description	Dimensions (H x W x D, inches)	Weight (lb)	List Price
See PDM worksheet below:	Power Distribution Module (PDM) with Mechanical Bypass Switch (rear UPS mount)	16.5 x 12 x 7	25	\$999

Receptacle Codes (Qty) NEMA Type

(Select digits 9-12 in the CTO number)

PDM WorkSheet CTO	Description	Voltage	Phase	Price Adder per Receptacle Code Chosen
S	Mechanical Bypass Module only			\$999
A	(2) 5-15R	120V	Single	\$220
B	(2) 5-20R UL	120V	Single	\$220
C	(2) 5-20R CSA	120V	Single	\$220
D	(2) 6-15R	208V	Dual	\$220
E	(2) 6-20R	208V	Dual	\$220
F	(2) L5-15R	120V	Single	\$220
G	(1) L5-20R*	120V	Single	\$220
H	(1) L5-30R*	120V	Dual	\$220
I	(2) L6-15R	208V	Dual	\$220
J	(1) L6-20R*	208V	Dual	\$220
K	(1) L6-30R*	208V	Dual	\$220
L	(1) L14-20R*	120/208V	Dual	\$220
M	(1) L14-30R*	120/208V	Dual	\$220
X	Blank Plate	-	-	\$20
0 (Zero)	Last Product Identifier Number	-	-	-

Notes: 1. If any output receptacles are chosen, the Maintenance Bypass module will be included and will add \$999 to the cost of the first receptacle. 2. Maximum of 8 panels per PDM. 3. The combined quantities of single locking receptacle panels (show with an *) must not exceed 5 per PDM. 4. Arrange receptacle codes in numerical- alphabetical order in digits 9 through 12.

POWERWARE 9155 OPTIONS

Model Number	Description	Dimensions (H x W x D, inches)	Weight (lb)	List Price
Powerware Hot Sync				
124100017-001	Parallel Cabinet	24.0 x 20.3 x 2.2	57.3	\$1,499
103004336	CAN Bridge Card	-	-	\$519
Note: Up to three PW9155 UPSs can be paralleled with the Parallel Cabinet. Each PW9155 UPS must have a Powerware Hot Sync CAN Bridge Card installed in the second X-Slot Communication Bay.				
Extended Battery Module				
103004192-5501	PW9155 EBM 64 (2-high)	32.2 x 12.0 x 30.2	480.0	\$4,925
103004193-5501	PW9155 EBM 96 (3-high)	47.8 x 12.0 x 30.2	710.0	\$7,025
Note: Up to four EBM 64 cabinets or three EBM 96 cabinets can be added to each UPS for extended runtime. A total limit of 288 batteries in any configuration may be used with the Powerware 9155.				
Seismic Kit				
103004194-5501	Seismic Kit, Rated Zone 4, UL Tested, Performance rating based on NEBS GR-63-CORE Standard Vibration Test		136.0	\$1,799
Maintenance Bypass Module (MBM)				
103004184-5501	Rear UPS Mount, Maintenance Bypass Module	16.5 x 12.0 x 7.0	15.0	\$729
BPE20MBB1A	Wall-mounted Maintenance Bypass Module	21.0 x 14.0 x 6.75	35.0	\$1,480
kVA Upgrades				
103004195	PW9155 One Step kVA Upgrade Kit	-	-	\$1,249
103004196	PW9155 Two Step kVA Upgrade Kit	-	-	\$2,499

Note: 8 kVA upgrade to 15 kVA upgrade requires purchase of (1) 103004195 and (1) 103004196.

SOFTWARE AND CONNECTIVITY OPTIONS

Bundled with Software Suite CD and communication cable. See the software and connectivity product section for more detail.

SERVICE PLANS

For service plans, please see the service section beginning on page 81.

SINGLE-PHASE SERIES 9

Powerware 9155 (continued)

POWERWARE 9155 SPARE PARTS

PW9155 Spares Kit	106711155	\$7,805
-------------------	-----------	---------

POWERWARE 9155 UPGRADES

Powerware 9155 - 2 Unit Parallel Upgrade Kit ⁴	103004626	\$998
Powerware 9155 - 3 Unit Parallel Upgrade Kit ⁴	103004627	\$1,497

1. Up to three PW9155 UPSs can be paralleled with the Parallel Cabinet. 2. Each Powerware 9155 UPS must have a Powerware Hot Sync Bridge CAN Card installed in the second X-Slot Communication Bay. 3. If extended runtime is required for the application, then each UPS must have its own EBM and the same number of EBM(s). 4. Kit includes CAN Bridge Card and instructions.

POWERWARE 9155 BATTERY BACKUP TIMES (in minutes) @ 0.9 POWER FACTOR

Load (VA/Watt)	UPS + Internal					UPS + Internal				
	32 Battery	+(1) EBM 64	+(2) EBM 64	+(3) EBM 64	+(4) EBM 64	64 Battery	+(1) EBM 96	+(2) EBM 96	+(3) EBM 96	
15000/13500	4.6	23.0	43.0	65.1	88.6	13.3	43.0	76.7	113.0	
14500/13050	4.9	24.1	45.2	68.3	93.0	14.1	45.2	80.5	119.0	
14000/12600	5.2	25.2	47.3	71.5	97.4	14.9	47.3	84.2	125.0	
13500/12150	5.5	26.4	49.4	74.7	102.0	15.8	49.4	88.1	130.0	
13000/11700	5.8	27.6	51.6	78.1	106.0	16.7	51.6	92.0	136.0	
12500/11250	6.1	28.8	54.0	81.6	111.0	17.6	54.0	96.2	142.0	
12000/10800	6.5	30.2	56.5	85.5	116.0	18.6	56.5	101.0	149.0	
11500/10350	6.9	31.6	59.3	89.7	122.0	19.2	59.3	106.0	156.0	
11000/9900	7.3	33.3	62.4	94.4	129.0	20.2	62.4	111.0	164.0	
10500/9450	7.8	35.1	65.9	99.6	136.0	21.4	65.9	117.0	174.0	
10000/9000	8.4	37.2	69.8	106.0	144.0	22.6	69.8	124.0	184.0	
9500/8550	9.1	39.6	74.2	112.0	153.0	24.1	74.2	132.0	196.0	
9000/8100	9.9	42.3	79.4	120.0	163.0	25.7	79.4	141.0	209.0	
8500/7650	10.8	45.5	85.2	129.0	175.0	27.6	85.2	152.0	225.0	
8000/7200	11.9	49.1	91.9	139.0	189.0	29.8	91.9	164.0	242.0	
7500/6750	13.1	53.2	99.7	151.0	205.0	32.3	99.7	178.0	263.0	
7000/6300	14.6	58.0	109.0	164.0	224.0	35.2	109.0	194.0	286.0	
6500/5850	16.3	63.5	119.0	180.0	245.0	38.6	119.0	212.0	314.0	
6000/5400	18.4	70.0	131.0	198.0	270.0	42.5	131.0	234.0	346.0	
5500/4950	20.1	77.6	145.0	220.0	300.0	47.2	145.0	259.0	383.0	
5000/4500	22.4	86.6	162.0	245.0	334.0	52.6	162.0	289.0	428.0	
4500/4050	25.2	97.4	182.0	276.0	376.0	59.2	182.0	325.0	-	
4000/3600	28.6	110.0	207.0	313.0	426.0	67.1	207.0	369.0	-	
3500/3150	32.8	127.0	238.0	359.0	-	77.0	238.0	423.0	-	
3000/2700	38.3	148.0	277.0	418.0	-	89.7	277.0	-	-	
2500/2250	45.6	176.0	329.0	-	-	107.0	329.0	-	-	

Note: Backup times are approximate and may vary with equipment, configuration, battery age, temperature, etc.

SINGLE-PHASE SERIES 9

Powerware 9170+ Rack/Tower

Online UPS (3–18 kVA)

Reliable online, high-frequency, double-conversion power protection that provides flexible solutions for mission-critical applications.

- “N + X” Power and Logic Redundancy eliminating all system level single point-of-failure
- Easily scalable to adapt to changing IT environments by simply adding power and/or battery modules
- Double-conversion, online design delivers the highest level of protection
- ABM technology significantly increases battery service life
- Hot-swappable battery and power modules, each weighing less than 30 pounds for easy handling and replacement
- Power management software bundle provides monitoring and shutdown capabilities
- Warranty (US and Canada): 2-year limited warranty. 10-year pro-rated warranty (with warranty registration), and \$250,000 load protection guarantee. Optional Gold Plans available.



POWERWARE 9170+ MODELS

Model	Part Number	Dimensions (H x W x D, inches)	Weight (lb)	List Price
Powerware 9170+ Modules				
Split-Phase Power Module (100/200, 120/208, 127/220, 110/220, 120/240V In & Out)	ASY-0673	4.23 x 14.12 x 15.25	17.0	\$1,794
Universal Power Module (208-240V In & Out)	ASY-0674	4.23 x 14.12 x 15.25	17.0	\$1,689
Battery Module (two required per slot/string) ¹	ASY-0529	4.23 x 7.012 x 14.75	30.0	\$310
Optional 20 Amp Charger Module (same form factor as 3 kVA power modules)	ASY-0675	4.23 x 14.12 x 14.75	17.0	\$2,519

1. External Battery Cabinet connection option (ASY-0525) required with each battery cabinet.

Powerware 9170 Modules

Split-Phase Power Module (100/200, 120/208, 127/220, 110/220, 120/240V In & Out)	ASY-0567	4.23 x 14.12 x 15.25	17.0	\$2,029
Universal Power Module (208-240V In & Out)	ASY-0528	4.23 x 14.12 x 15.25	17.0	\$1,929
Battery Module (two required per slot/string)	ASY-0529	4.23 x 7.012 x 14.75	30.0	\$310
Optional 20 Amp Charger Module (same form factor as 3 kVA power modules)	ASY-0652	4.23 x 14.12 x 14.75	17.0	\$2,879

UPS Enclosures

3-slot enclosure (3 kVA max.), Hardwired Input/Output	0660C030AAAAAAAI	17.8 x 17.0 x 25.4	66.0	\$1,759
6-slot enclosure (3, 6, or 9 kVA), Hardwired Input/Output	0660C060AAAAAAAI	31.5 x 17.0 x 25.4	103.0	\$2,039
9-slot enclosure (3, 6, 9, 12, 15, or 18 kVA), Hardwired Input/Output	0660C090AAAAAAAI	47.0 x 24.0 x 28.4	158.0	\$2,319
12-slot enclosure (3, 6, 9, 12, 15, or 18 kVA), Hardwired Input/Output	0660C120AAAAAAAI	60.7 x 24.0 x 28.4	196.0	\$2,499
9-slot rack enclosure	0660C092AAAAAAAI	45.0 x 17.0 x 25.4	158.0	\$2,549
12-slot rack enclosure	0660C122AAAAAAAI	58.0 x 17.0 x 25.4	196.0	\$2,739

Galvanic Output Isolation Options (Available on enclosures using split-phase power modules only)

6-Slot Chassis: Mounts vertical at rear of unit; reduces receptacle bays to max. of 4			130.0	\$1,760
12-Slot Chassis: Mounts vertical at rear of unit; reduces receptacle bays to max. of 4			260.0	\$3,350

Note: Custom configuration inside the cabinet available through our sales office: 800.356.5794.

External Options

Rack Kit (3- & 6-slot non-isolated enclosure only)	ASY-0547	NA	15.0	\$165
Caster option for 3- & 6-slot enclosure	ASY-0527	NA	9.0	\$130
External battery connection option (matching cabinet for hot-swap battery modules)	ASY-0525	NA	8.0	\$245
Floor Anchoring kit	ASY-0548	NA	6.0	\$55
6-slot external battery enclosure: black ¹	ASY-0612	31.5 x 17.0 x 25.4	93.0	\$1,209
9-slot external battery enclosure: black ¹	ASY-0737	47.0 x 24.0 x 28.4	148.0	\$1,699
12-slot external battery enclosure: black ¹	ASY-0738	60.7 x 24.0 x 28.4	186.0	\$2,059
12-slot enclosure w/AC for charger option: black	ASY-0739	60.7 x 24.0 x 28.4	196.0	\$2,659
12-slot rack external battery enclosure: black	103004136	58.0 x 17.0 x 25.4	186.0	\$2,299
12-slot rack external battery enclosure w/AC charger option: black	103004137	58.0 x 17.0 x 25.4	196.0	\$2,899

Note: External Battery Cabinet connection option (ASY-0525) required with each cabinet.

SINGLE-PHASE SERIES 9

Powerware 9170+ Rack/Tower (continued)

Wall-mounted Maintenance Bypass Cabinets	Part Number	Dimensions (H x W x D, inches)	Weight (lb)	List Price
3-slot enclosure (Break-Before-Make)	BPE14BBM1A	21.0 x 14.0 x 6.75	27.0	\$740
3-slot enclosure (Make-Before-Break)	BPE14MBB1A	21.0 x 14.0 x 6.75	27.0	\$990
6-slot enclosure (Break-Before-Make)	BPE14BBM1A	21.0 x 14.0 x 6.75	31.0	\$740
6-slot enclosure (Make-Before-Break)	BPE14MBB1A	21.0 x 14.0 x 6.75	31.0	\$990
9- & 12-slot enclosure (Break-Before-Make)	BPE20BBM1A	21.0 x 14.0 x 6.75	51.0	\$1,270
9- & 12-slot enclosure (Make-Before-Break)	BPE20MBB1A	21.0 x 14.0 x 6.75	53.0	\$1,480

POWERWARE 9170+ PRE-CONFIGURED SYSTEMS

Model Number	Power Rating	Input Connection	Output Receptacles	Dimensions (H x W x D, inches)	Weight (lb)	List Price
Pre-configured Systems with Hardwire Input and Output Options						
PW3S3K Includes: (1) 3-slot enclosure (1) power module (2) battery modules (1) caster kit	3 kVA expandable to 3 kVA N+1	Hardwired	Hardwired	19.5 x 17.0 x 25.5	155.0	\$4,303
PW6S3K Includes: (1) 6-slot enclosure (1) power module (2) battery modules (1) caster kit	3 kVA expandable to 9 kVA N+X	Hardwired	Hardwired	33.3 x 17.0 x 25.5	155.0	\$4,583
PW6S6K Includes: (1) 6-slot enclosure (2) power modules (4) battery modules (1) caster kit	6 kVA expandable to 9 kVA N+X	Hardwired	Hardwired	33.3 x 17.0 x 25.5	232.0	\$6,997
PW6S9K Includes: (1) 6-slot enclosure (3) power modules (6) battery modules (1) caster kit	9 kVA expandable to 9 kVA N+X	Hardwired	Hardwired	33.3 x 17.0 x 25.5	346.0	\$9,411
PW9S9K Includes: (1) 9-slot enclosure (3) power modules (6) battery modules	9 kVA expandable to 18 kVA N+X	Hardwired	Hardwired	47.0 x 24.0 x 28.5	389.0	\$9,561
PW12S9K Includes: (1) 12-slot enclosure (3) power modules (6) battery modules	9 kVA expandable to 18 kVA N+X	Hardwired	Hardwired	60.7 x 24.0 x 28.5	427.0	\$9,741
PW12S12K Includes: (1) 12-slot enclosure (4) power modules (8) battery modules	12 kVA expandable to 18 kVA N+X	Hardwired	Hardwired	60.7 x 24.0 x 28.5	504.0	\$12,155
PW12S15K Includes: (1) 12-slot enclosure (5) power modules (10) battery modules	15 kVA expandable to 18 kVA N+X	Hardwired	Hardwired	60.7 x 24.0 x 28.5	581.0	\$14,569
PW12S18K Includes: (1) 12-slot enclosure (6) power modules (12) battery modules	18 kVA expandable to 18 kVA N+X	Hardwired	Hardwired	60.7 x 24.0 x 28.5	658.0	\$16,983

Replacement Batteries - Contact Powerware Sales Support 1-800-356-5794.

SINGLE-PHASE SERIES 9

Powerware 9170+ (continued)

PRE-CONFIGURED SYSTEMS WITH HARDWIRE INPUT AND RECEPTACLES OUTPUT OPTIONS

Model Number	Power Rating	Input Connection	Output Receptacles	Dimensions (H x W x D, inches)	Weight (lb)	List Price
PW6S3K-PD Includes: (1) 6-slot enclosure (1) power modules (2) battery modules (1) caster kit	3 kVA expandable to 9 kVA N+X	Hardwired	(2) L14-30R, (2) L6-30R, (12) 5-20R	33.3 x 17.0 x 25.5	192.0	\$4,997
PW6S6K-PD Includes: (1) 6-slot enclosure (2) power modules (4) battery modules (1) caster kit	6 kVA expandable to 9 kVA N+X	Hardwired	(2) L14-30R, (2) L6-30R, (12) 5-20R	33.3 x 17.0 x 25.5	269.0	\$7,411
PW6S9K-PD Includes: (1) 6-slot enclosure (3) power modules (6) battery modules (1) caster kit	9 kVA expandable to 9 kVA N+X	Hardwired	(2) L14-30R, (2) L6-30R, (12) 5-20R	33.3 x 17.0 x 25.5	346.0	\$9,825
PW9S9K-PD Includes: (1) 9-slot enclosure (3) power modules (6) battery modules	9 kVA expandable to 18 kVA N+X	Hardwired	(2) L14-30R, (2) L6-30R, (12) 5-20R	47.0 x 24.0 x 28.5	389.0	\$9,975
PW12S9K-PD Includes: (1) 12-slot enclosure (3) power modules (6) battery modules	9 kVA expandable to 18 kVA N+X	Hardwired	(3) L14-30R, (3) L6-30R, (12) 5-20R	60.7 x 24.0 x 28.55	427.0	\$10,293
PW12S12K-PD Includes: (1) 12-slot enclosure (4) power modules (8) battery modules	12 kVA expandable to 18 kVA N+X	Hardwired	(3) L14-30R, (3) L6-30R, (12) 5-20R	60.7 x 24.0 x 28.5	504.0	\$12,707
PW12S15K-PD Includes: (1) 12-slot enclosure (5) power modules (10) battery modules	15 kVA expandable to 18 kVA N+X	Hardwired	(3) L14-30R, (3) L6-30R, (12) 5-20R	60.7 x 24.0 x 28.5	581.0	\$15,121
PW12S18K-PD Includes: (1) 12-slot enclosure (6) power modules (12) battery modules	18 kVA expandable to 18 kVA N+X	Hardwired	(3) L14-30R, (3) L6-30R, (12) 5-20R	60.7 x 24.0 x 28.5	658.0	\$17,535
PW3S3K-LPD Includes: (1) 3-slot enclosure (1) power modules (2) battery modules (1) caster kit	3 kVA expandable to 3 kVA N+1	L14-30P	(1) L14-30R, (1) L6-30R, (4) 5-20R	19.5 x 17.0 x 25.5	155.0	\$4,668
PW6S3K-LPD Includes: (1) 6-slot enclosure (1) power modules (2) battery modules (1) caster kit	3 kVA expandable to 9 kVA N+X	14-50P	(2) L14-30R, (2) L6-30R, (12) 5-20R	33.3 x 17.0 x 25.5	192.0	\$5,146
PW6S6K-LPD Includes: (1) 6-slot enclosure (2) power modules (4) battery modules (1) caster kit	6 kVA expandable to 9 kVA N+X	14-50P	(2) L14-30R, (2) L6-30R, (12) 5-20R	33.3 x 17.0 x 25.5	269.0	\$7,560

Notes: 50/60 Hz automatic frequency selection. Input/output voltages: 208-240 Vac or 100/200, 110/220, 120/208, 120/240 and 127/220 Vac. Pre-configured systems (3) and (6) slot enclosure dimensions include caster kit. Each pre-configured system includes a 6.5 minute runtime. Note: Backup times are approximate and may vary with equipment, configuration, battery age, temperature, etc. Split-phase Power Modules included

SINGLE-PHASE SERIES 9

Powerware 9170+ (continued)

SOFTWARE AND CONNECTIVITY OPTIONS

Bundled with Software Suite CD and communication cable. See the software and connectivity product section for more detail.

UNIVERSAL MODULE ASY-0674 RUNTIME CHART IN MINUTES (FULL LOAD/HALF LOAD)

Load (VA) Number of strings (2 battery modules per string; 2 battery modules occupy 1-slot)

	1 String	2 String	3 String	4 String	5 String	6 String	7 String	8 String	9 String	10 String	11 String	12 String
3 kVA	8/24	24/59	43/95	58/140	80/175	95/125	119/240	135/290	155/335	165/365	200/395	215/450
6 kVA		8/24	16/40	24/59	32/83	40/103	49/114	58/140	69/156	83/175	90/190	103/205
9 kVA			8/24	13/35	18/46	24/59	29/63	35/86	40/103	46/115	54/125	58/140
12 kVA				8/24	13/33	16/40	19.5/43.5	24/59	29/70	33/80	36/90	41/100
15 kVA					8/24	11.5/31	14.5/31.5	18/46	20.5/51	24/58	28/66	31/73
18 kVA						8/24	11/31.5	13/36	15.5/41	18/45	20.5/51	24/58

Additional battery runtimes available up to 8 hours. Please contact your Powerware representative.

	13 String	14 String	15 String	16 String	17 String	18 String	19 String	20 String	21 String	22 String	23 String	24 String
3 kVA	225/500	245/540	270/600	290/620	315/650	335/690	350/720	365/780	375/850	395/890	425/920	450/950
6 kVA	113/335	123/255	135/273	143/290	148/315	156/333	165/350	175/365	183/385	190/395	198/420	205/440
9 kVA	63/150	73/165	80/178	86/190	93/200	100/210	107/225	115/240	121/255	125/270	135/280	143/290
12 kVA	47/110	52/121	56/130	58/140	65/147	70/156	75/165	80/175	85/185	90/195	95/205	100/215
15 kVA	34/83	38/94	41.5/103	44.5/113	46.5/117	51/127	56/130	58/140	61/149	66/158	71/165	73/170
18 kVA	27/65	31.5/72	34.5/77	36/83	38/94	41/100	44/105	45/115	48/122	54/131	57/137	58/140

Battery strings above and to the right of the dark line require additional (N+X) power modules or a 20A charger module.

SPLIT-PHASE MODULE ASY-0673 RUNTIME CHART IN MINUTES (FULL LOAD/HALF LOAD)

Load (VA) Number of Strings (2 battery modules per string; 2 battery modules occupy 1-slot)

	1 String	2 String	3 String	4 String	5 String	6 String	7 String	8 String	9 String	10 String	11 String	12 String
3 kVA	6.5/16	16/40	27.5/67.5	40/98	53.5/132	67.5/167	83/204	98/242	115/283	132/324	149/365	167/408
6 kVA		6.5/16	11/27.5	16/40	21.5/53.5	27.5/68	33.5/83	40/98	46.5/115	53.5/132	60.5/149	67.5/167
9 kVA			6.5/16	9.5/23.5	13/31.5	16/40	20/49	23.5/58	27.5/67.5	31.5/78	35.5/88	40/98
12 kVA				6.5/16	9/21.5	11/27.5	13.5/33.5	16/40	19/46.5	21.5/53.5	24.5/60.5	27.5/68
15 kVA					6.5/16	8/20.5	10/25	12/30	14/35	16/40	18.5/45	20.5/50.5
18 kVA						6.5/16	8/20	9.5/23.5	11/27.5	12.5/30	14.5/35.5	16/40

Additional battery runtimes available up to 8 hr. Please contact your Powerware representative. Split-phase Module is for U.S. use.

	13 String	14 String	15 String	16 String	17 String	18 String	19 String	20 String	21 String	22 String	23 String	24 String
3 kVA	185/456	204/501	223/549	242/595	262/640	283/692	302/750	323/790	345/850	365/900	387/955	408/1015
6 kVA	75/185	83/204	90/223	98/242	106/262	115/285	123/302	132/324	140/345	149/365	157/388	167/408
9 kVA	44/109	49/120	53.5/132	58/143	63/154	68/167	73/179	78/191	83/204	88/210	93/229	98/242
12 kVA	30.5/75	33.5/83	37/90	40/98	43/106	46.5/115	50/123	53.5/132	57/140	60/149	64/157	68/167
15 kVA	23/56	25/62	27.5/67.5	30/73.5	32.5/79.5	35/86	37.5/92	40/98	42.5/105	45/111	48/118	51/124
18 kVA	18/44	20/49	21.5/53.5	23.5/58	25.5/63	27.5/68	29.5/73	31.5/78	33.5/83	35.5/88	38/93	40/98

Battery strings above and to the right of the dark line require additional (N+X) power modules or a 20A charger module.

CUSTOMIZABLE INPUT PLUG OPTIONS¹

Input Plug	Power Module Type	CTO Digit	List Price
L6-30P ²	Universal	C	\$109
L14-20P ³	Split-Phase	F	\$109
L14-30P ²	Split-Phase	G	\$129
14-50P ⁴	Split-Phase	H	\$149

1. May be configured to order through or sales office: 800.356.5794. 2. Limits chassis to maximum current of 24A and three power modules for 5 kVA redundant. 3. Limits chassis to maximum current of 16A and two power modules for 3 kVA redundant. 4. Limits chassis to maximum current of 40A and four power modules for 8 kVA redundant.

SINGLE-PHASE SERIES 9

Powerware 9170+ (continued)

CUSTOMIZABLE RECEPTACLE OPTIONS

Output Receptacle	Power Module Type	# of Bays	CTO Digit	List Price
HV IEC-320	Universal – C13 10A	1	C	\$59
5-15R duplex	Split-Phase	1	D	\$49
5-20R duplex	Split-Phase	1	E	\$49
6-15R duplex	All	1	F	\$69
6-20R duplex	All	1	G	\$69
L5-15R twist lock duplex	Split-Phase	1	J	\$49
L5-20R twist lock	Split-Phase	1	K	\$49
L5-30R twist lock	Split-Phase	1	L	\$59
L6-15R twist lock duplex	All	1	M	\$79
L6-20R twist lock	All	1	N	\$69
L6-30R twist lock	All	1	O	\$69
Schuko	Universal	1	P	\$69
L14-30R twist lock	Split-Phase	1	R	\$69
3 x 5-15R duplex	Split-Phase	2	W	\$69
3 x 5-20R duplex	Split-Phase	2	X	\$69

Maximum of 3 different types of receptacles per enclosure.

Bays available per non-isolated enclosure:
 3-slot has 4 bays
 6-slot has 8 bays
 9-slot has 8 bays
 12-slot has 12 bays

SERVICE PLANS

For service plans, please see the service section beginning on page 81.

SINGLE-PHASE

Powerware FERRUPS FE 60 Hz

Ferroresonant UPS (500 VA–3.1 kVA)

- Bulletproof power integrity and management for telecommunications and computer loads
- Special configurations and options available. Call for details
- Warranty (US and Canada): 2-year limited warranty. 10-year pro-rated warranty (with warranty registration), and \$250,000 load protection guarantee. Optional Gold Plans available.

The FERRUPS can be customized with many options and runtimes. If you do not find the configuration you need in this price book, call 800-356-5794.



POWERWARE FERRUPS FE 60 Hz

Model Number	CTO Number	Input/Output Voltage	Runtimes Full/Half Load	Input Plug	Output Receptacles	List Price
MODEL FE500 (500 VA/350W)						
FE500VA	FA000AA0A0A0A0A	120V/120V	9/25 min	Hardwire	Hardwire	\$976
FE500VA	FA000BB2A0A0A0A	120V/120V	9/25 min	5-15P	(4) 5-15R	\$936
FE500VA	FA010BB2A0A0A0A	120V/120V	20/56 min	5-15P	(4) 5-15R	\$1,004
FE500VA	FA020BB2A0A0A0A	120V/120V	75/212 min	5-15P	(4) 5-15R	\$1,148
MODEL FE700 (700 VA/500W)						
FE700VA	FB000AA0A0A0A0A	120V/120V	11/31 min	Hardwire	Hardwire	\$1,081
FE700VA	FB000BB2A0A0A0A	120V/120V	11/31 min	5-15P	(4) 5-15R	\$1,041
FE700VA	FB020BB2A0A0A0A	120V/120V	45/100 min	5-15P	(4) 5-15R	\$1,241
FE700VA	FB040BB2A0A0A0A	120V/120V	External Battery	5-15P	(4) 5-15R	\$938
Model FE850 (850 VA/600W)						
FE850VA	FC000BB2A0A0A0A	120V/120V	9/25 min	5-15P	(4) 5-15R	\$1,245
FE850VA	FC010BB2A0A0A0A	120V/120V	38/107 min	5-15P	(4) 5-15R	\$1,356
FE850VA	FC000AA0A0A0A0A	120V/120V	9/25 min	Hardwire	Hardwire	\$1,285
Model FE1.15 (1.15 kVA/800W)						
FE1.15kVA	FD000AA0A0A0A0A	120V/120V	8/22 min	Hardwire	Hardwire	\$1,801
FE1.15kVA	FD000BB3A0A0A0A	120V/120V	8/22 min	5-15P	(6) 5-15R	\$1,761
FE1.15kVA	FD010BB3A0A0A0A	120V/120V	30/85 min	5-15P	(6) 5-15R	\$2,047
FE1.15kVA	FD020BB3A0A0A0A	120V/120V	70/197 min	5-15P	(6) 5-15R	\$2,142
Model FE1.4 (1.4 kVA/1 kW)						
FE1.4kVA	FE000AA0A0A0A0A	120V/120V	11/31 min	Hardwire	Hardwire	\$1,991
FE1.4kVA	FE000BB3A0A0A0A	120V/120V	11/31 min	5-15P	(6) 5-15R	\$1,951
FE1.4kVA	FE010BB3A0A0A0A	120V/120V	22/62 min	5-15P	(6) 5-15R	\$2,210
Model FE1.8 (1.8 kVA/1.25 kW)						
FE1.8kVA	FF000CC3A0A0A0B	120V/120V	11/30 min	5-20P	(6) 5-20R	\$2,991
FE1.8kVA	FF010AA0A0A0A0B	120V/120V	86/206 min	Hardwire	Hardwire	\$3,534
FE1.8kVA	FF010CC3A0A0A0B	120V/120V	86/206 min	5-20P	(6) 5-20R	\$3,494
Model FE2.1 (2.1k VA/1.5 kW)						
FE2.1kVA	FG000AA0A0A0A0B	120V/120V	9/25 min	Hardwire	Hardwire	\$3,336
FE2.1kVA	FG000CC3A0A0A0B	120V/120V	9/25 min	5-20P	(6) 5-20R	\$3,296
FE2.1kVA	FG010AA0A0A0A0B	120V/120V	66/163 min	Hardwire	Hardwire	\$3,830
FE2.1kVA	FG010CC3A0A0A0B	120V/120V	66/163 min	5-20P	(6) 5-20R	\$3,790
Model FE3.1 (3.1k VA/2.2 kW)						
FE3.1kVA	FH000JC3A0A0A0B	120V/120V	14/35 min	L5-30P	(6) 5-20R	\$4,097
FE3.1kVA	FH010JC3A0A0A0B	120V/120V	37/98 min	L5-30P	(6) 5-20R	\$4,541
FE3.1kVA	FH000AA0A0A0A0B	120V/120V	14/35 min	Hardwire	Hardwire	\$4,137
FE3.1kVA	FH010AA0A0A0A0B	120V/120V	37/98 min	Hardwire	Hardwire	\$4,581

Note: See following pages for external battery packs and maintenance bypass switches.

SINGLE-PHASE

Powerware FERRUPS FE 60 Hz (continued)

Ferroresonant UPS (4.3–18 kVA)

- Bulletproof power integrity and management for telecommunications and computer loads
- Power factor-corrected, switch-mode, and linear power supplies

The FERRUPS can be customized with many options and runtimes. If you do not find the configuration you need in this price book, call 800-356-5794.



POWERWARE FERRUPS FE 60 Hz

Model Number	CTO Number	Input/Output Voltage	Runtimes Full/Half Load	Input Plug	Output Receptacles	List Price
Model FE4.3 (4.3 kVA/3 kW)						
FE4.3kVA	FI100AA0A0A0A0B	208-208/120V	8/20 min	Hardwired	Hardwired	\$5,808
FE4.3kVA	FI300AA0A0A0A0B	240-240/120V	8/20 min	Hardwired	Hardwired	\$5,808
FE4.3kVA	FI000AA0A0A0A0B	120V/120V	8/20 min	Hardwired	Hardwired	\$6,077
Model FE5.3 (5.3 kVA/3.7 kW)						
FE5.3kVA	FJ000AA0A0A0A0B	120V/120V	20/50 min	Hardwired	Hardwired	\$7,076
FE5.3kVA	FJ100AA0A0A0A0B	208-208/120V	20/50 min	Hardwired	Hardwired	\$6,807
FE5.3kVA	FJ300AA0A0A0A0B	240-240/120V	20/50 min	Hardwired	Hardwired	\$6,807
Model FE7 (7 kVA/5 kW)						
FE7kVA	FK100AA0A0A0A0B	208-208/120V	12/33 min	Hardwired	Hardwired	\$8,482
FE7kVA	FK300AA0A0A0A0B	240-240/120V	12/33 min	Hardwired	Hardwired	\$8,482
FE7kVA	FK000AA0A0A0A0B	120V/120V	12/33 min	Hardwired	Hardwired	\$8,751
Model FE10 (10 kVA/7.5 kW)						
FE10kVA	FL140AA0A0A0A0B	208-208/120V	External	Hardwired	Hardwired	\$8,720
Recommended system options:	EBPS10F	Standard external battery pack (11/26 min)				\$2,430
	BPE04BBM1A	External maintenance bypass switch (break-before-make)				\$550
System List						\$11,700
FE10kVA	FL340AA0A0A0A0B	240-240/120V	External	Hardwired	Hardwired	\$8,720
Recommended system options:	EBPS10F	Standard external battery pack (11/26 min)				\$2,430
	BPE04MBB1A	External maintenance bypass switch (make-before-break)				\$650
System List						\$11,800
Model FE12.5 (12.5 kVA/10 kW)						
FE12.5kVA	FM140AA0A0A0A0B	208-208/120V	External	Hardwired	Hardwired	\$9,312
Recommended system options:	EBPS12F	Standard external battery pack (18/48 min)				\$3,920
	BPE04BBM1A	External maintenance bypass switch (break-before-make)				\$550
System List						\$13,782
FE12.5kVA	FM340AA0A0A0A0B	240-240/120V	External	Hardwired	Hardwired	\$9,312
Recommended system options:	EBPS12F	Standard external battery pack (18/48 min)				\$3,920
	BPE04MBB1A	External maintenance bypass switch (make-before-break)				\$650
System List						\$13,882
Model FE18 (18 kVA/15 kW)						
FE18kVA	FN140AA0A0A0A0B	208-208/120V	External	Hardwired	Hardwired	\$11,973
Recommended system options:	EBPS18F	Standard external battery pack (10/26 min)				\$3,920
	BPE05BBM1A	External maintenance bypass switch (break-before-make)				\$725
System List						\$16,618
FE18kVA	FN340AA0A0A0A0B	240-240/120V	External	Hardwired	Hardwired	\$11,973
Recommended system options:	EBPS18F	Standard external battery pack (10/26 min)				\$3,920
	BPE05MBB1A	External maintenance bypass switch (make-before-break)				\$825
System List						\$16,718

Note: See following pages for external battery packs and maintenance bypass switches. Call for other configurations and options.

SINGLE-PHASE

Powerware FERRUPS Rack Series 60 Hz

Ferroresonant UPS (1.4 kVA–7 kVA)

- Bulletproof power integrity and management for telecommunications and computer loads
- Power factor-corrected, switch-mode, and linear power supplies
- High reliability for industrial and harsh environment
- Ultra-high reliability for standard, commercial environment

The FERRUPS can be customized with many options and runtimes. If you do not find the configuration you need in this price book, call 800-356-5794.



POWERWARE FERRUPS RACK SERIES 60 Hz

Model Number	CTO Number	Input/Output Voltage	Runtimes Full/Half Load	Input Plug	Output Receptacles	List Price
Model FES1.4 (1.4 kVA/1 kW)						
FES1.4	RC000BB2A0A0A0A	120V -120V	14/36 min	5-15P	(4) 5-15R	\$3,147
FES1.4	RC000AA0A0A0A0A	120V -120V	14/36 min	Hardwired	Hardwired	\$3,032
Model FER2.1 (2.1 kVA/1.5 kW)						
FER2.1	RH000CC3A0A0A0B	120V -120V	24/58 min	5-20P	(6) 5-20R	\$4,251
FER2.1	RH000AA0A0A0A0B	120V -120V	24/58 min	Hardwired	Hardwired	\$4,076
Model FER3.1 (3.1 kVA/2.2 kW)						
FER3.1	RI000JB3A0A0A0B	120V -120V	14/35 min	L5-30P	(6) 5-15R	\$5,041
FER3.1	RI000AA0A0A0A0B	120V -120V	14/35 min	Hardwired	Hardwired	\$4,831
Model FER7 (7 kVA/5 kW)						
FER7	RK140AA0A0A0A0B	208-120/208V	External Battery	Hardwired	Hardwired	\$7,556
FER7	RK340AA0A0A0A0B	240-120/240V	External Battery	Hardwired	Hardwired	\$7,556
	EBPS4.3R	Standard external battery pack (12/33 min)				\$2,295

Note: See following pages for external battery packs and maintenance bypass switches. Call for other configurations and options.

SOFTWARE AND CONNECTIVITY OPTIONS

Description	Part Number	List Price
Serial CheckUPS Cable DB25M to DB9F	INT-0035	\$48
BestLink SNMP/Web Adapter, External	IPK-0318	\$349
Signal Splitter Box*	IPK-0022	\$249
Sensaphone 1104**	FGD-1104-PW	\$499
Sensaphone 1104 Temperature Sensor	FGD-1101	\$49
IBM AS/400® Kit Standard Cable Kit	IPK-0001	\$95
AS/400 Bypass Switch Cable	BAA-0325	\$120
Handheld Remote and Keypad (FE, FES, FER models only)	RCK-0007	\$250
Caster Assy	CAA-0006	\$145

* For multiple computer system shutdown. Purchase one advanced cable (INT-0035) and up to four basic cable configurations (INT-0051 and INT-0013) per signal splitter box.

** Replaces EnvirCom1. For remote monitoring and notification of alarm conditions via phone lines.

SERVICE PLANS

For service plans, please see the service section beginning on page 81.

SINGLE-PHASE

Powerware FERRUPS External Options & Accessories

FERRUPS EXTERNAL BATTERY PACK BACKUP TIMES (FULL LOAD/HALF-LOAD)

FERRUPS external battery packs offer extended backup times. Please see following pages for typical backup times. Use of the external battery packs require that the FERRUPS UPS be configured with external battery or battery charger options as noted below.

Tower: 500-850VA

Battery Pack	List Price	FE500VA	FE700VA	FE850VA
21ME	\$920	3 h 40 m / 10 h 22 m	2 h 10 m / 6 h 07 m	1 h 40 m / 4 h 42 m
24ME ¹	\$1,885	7 h 50 m / 22 h 09 m	5 h 40 m / 16 h 0 m	3 h 50 m / 10 h 50 m
25ME	\$2,085	8 h 45 m / 24 h 44 m	6 h 30 m / 18 h 23 m	4 h 10 m / 11 h 47 m

Tower: 1.15-3.1kVA

Battery Pack	List Price	FE1.15kVA	FE1.4kVA	FE1.8kVA	FE2.1kVA	FE3.1kVA
8ME	\$1,865	3 h 15 m / 9 h 11 m	2 h 20 m / 6 h 35 m	—	—	—
9ME	\$2,060	3 h 50 m / 10 h 50 m	3 h 10 m / 8 h 57 m	2 h 12 m / 4 h 53 m	1 h 41 m / 3 h 54 m	57 m / 2 h 27 m
10ME	\$3,530	6 h 30 m / 18 h 23 m	5 h 20 m / 15 h 5 m	3 h 38 m / 8 h 22 m	2 h 50 m / 6 h 37 m	1 h 41 m / 4 h 03 m
11ME	\$4,171	—	—	5 h 09 m / 11 h 30 m	4 h 03 m / 9 h 10 m	2 h 29 m / 5 h 44 m
12ME	\$5,225	—	—	6 h 07 m / 14 h 06 m	4 h 46 m / 11 h 08 m	2 h 52 m / 6 h 50 m
13ME	\$6,385	—	—	8 h 30 m / 18 h 53 m	6 h 42 m / 15 h 04 m	4 h 07 m / 9 h 27 m
14ME	\$8,315	—	—	12 h 08 m / 27 h 06 m	9 h 33 m / 21 h 36 m	5 h 52 m / 13 h 30 m
15ME	\$11,245	—	—	18 h 52 m / 44 h 45 m	15 h 12 m / 36 h 28 m	9 h 41 m / 22 h 18 m

Tower: 4.3-7kVA

Battery Pack	List Price	FE4.3kVA	FE5.3kVA	FE7kVA
1FE	\$2,600	40 m / 1 h 42 m	27 m / 1 h 14 m	—
2FE	\$3,595	1 h 11 m / 2 h 51 m	49 m / 2 h 10 m	34 m / 1 h 28 m
3FE	\$4,200	1 h 49 m / 4 h 05 m	1 h 12 m / 3 h 08 m	48 m / 2 h 13 m
4FE ²	\$5,245	2h 06 m / 4 h 46 m	1 h 27 m / 3 h 39 m	60 m / 2 h 33 m
5FE ²	\$6,385	3 h 04 m / 6 h 46 m	2 h 13 m / 5 h 11 m	1 h 32 m / 3 h 41 m
6FE ³	\$8,240	4 h 27 m / 9 h 39 m	3 h 08 m / 7 h 22 m	2 h 16 m / 5 h 14 m
7FE ³	\$11,380	7 h 12 m / 15 h 56 m	5 h 10 m / 12 h 10 m	3 h 45 m / 8 h 39 m

Tower: 10-18kVA

Battery Pack	List Price	FE10kVA	FE12.5kVA	Battery Pack	List Price	FE18kVA
EBPS10F	\$2,430	11 m / 26 m	—	EBPS18F	\$3,920	10 m / 26 m
EBPS12F	\$3,920	—	18 m / 48 m	16FE	\$5,135	14 m / 39 m
8FE	\$3,915	27 m / 1 h 10 m	—	17FE	\$7,895	27 m / 1 h 10 m
9FE	\$5,145	41 m / 1 h 48 m	27 m / 1 h 13 m	18FE	\$8,960	37 m / 1 h 46 m
10FE	\$7,920	1 h 13 m / 2 h 59 m	49 m / 2 h 07 m	19FE ³	\$11,795	48 m / 2 h 04 m
11FE	\$9,270	1 h 51 m / 4 h 16 m	1 h 12 m / 3 h 04 m	20FE ³	\$14,840	1 h 13 m / 3 h 01 m
12FE ²	\$11,795	2 h 09 m / 5 h 02 m	1 h 38 m / 4 h 05 m	21FE ⁴	\$17,920	1 h 49 m / 4 h 17 m
13FE ²	\$14,825	3 h 07 m / 7 h 04 m	2 h 12 m / 5 h 05 m	22FE ⁴	\$26,795	3 h 04 m / 7 h 05 m
14FE ³	\$18,435	4 h 26 m / 10 h 04 m	3 h 08 m / 7 h 14 m			
15FE ³	\$26,780	7 h 20 m / 16 h 38 m	5 h 10 m / 11 h 57 m			

Rackmount: 2.1-7kVA

Battery Pack	List Price	FER2.1kVA	FER3.1 kVA	FER7kVA
1RE	\$2,460	1 h 41 m / 3 h 54 m	57 m / 2 h 27 m	—
2RE	\$4,300	2 h 50 m / 6 h 37 m	1 h 41 m / 4 h 03 m	—
EBPS4.3R	\$2,295	—	—	12 m / 33 m

1. Requires FERRUPS UPS to be configured with optional 15 Amp battery charger.

2. Requires FERRUPS UPS to be configured with optional 10 Amp battery charger.

3. Requires FERRUPS UPS to be configured with optional 20 Amp battery charger.

Note: Backup times are approximate and vary with equipment, configuration, battery age and temperature etc.

SINGLE-PHASE

Powerware FERRUPS External Options & Accessories *(continued)*

MAINTENANCE BYPASS SWITCHES

Part Number	Description	Application	List Price
BPE01MBB1A	BPE01 Make-Before-Break Maintenance Bypass Switch	For use with: FE500VA - 2.1kVA with 120V input FE3.1kVA with 120V input and standard charger	\$400
BPE02BBM1A	BPE02 Break-Before-Make Maintenance Bypass Switch	For use with: FE500VA - 7kVA with 208V or 220V input	\$450
BPE02MBB1A	BPE02 Make-Before-Break Maintenance Bypass Switch	For use with: FE3.1kVA with 120V input and 15 Amp charger FE4.3kVA with 120V input FE500VA - FE7kVA with 240V input	\$550
BPE04BBM1A	BPE04 Break-Before-Make Maintenance Bypass Switch	For use with: FE10kVA - 12.5kVA with 208V input	\$550
BPE04MBB1A	BPE04 Make-Before-Break Maintenance Bypass Switch	For use with: FE5.3kVA - 7kVA with 120V input FE10kVA - FE12.5kVA with 240V input	\$650
BPE05MBB1A	BPE05 Make-Before-Break Maintenance Bypass Switch	For use with: FE18kVA with 240V input	\$825
BPE05BBM1A	BPE05 Break-Before-Make Maintenance Bypass Switch	For use with: FE18kVA with 208V input	\$725

Note: See FERRUPS CTO Configuration Guides for additional external maintenance bypass switch options.

SPARE PARTS KITS¹

Application	Low Voltage Part Number	High Voltage Part Number	List Price
FE500VA 60 Hz Tower	SPK-FALV	SPK-FAHV	\$649
FE700VA 60 Hz Tower	SPK-FBLV	SPK-FBHV	\$649
FE850VA 60 Hz Tower	SPK-FCLV	SPK-FCHV	\$649
FE1.15kVA 60 Hz Tower	SPK-FDLV	SPK-FDHV	\$899
FE1.4kVA 60 Hz Tower	SPK-FELV	SPK-FEHV	\$899
FE1.8kVA 60 Hz Tower	SPK-FFLV	SPK-FFHV	\$999
FE2.1kVA 60 Hz Tower	SPK-FGLV	SPK-FGHV	\$999
FE3.1kVA 60 Hz Tower	SPK-FHLV	SPK-FHHV	\$1,049
FE4.3kVA 60 Hz Tower, with 5 Amp Battery Charger	SPK-FILV-5A	SPK-FIHV-5A	\$1,199
FE4.3kVA 60 Hz Tower, with 10 Amp Battery Charger	SPK-FILV-10A	SPK-FIHV-10A	\$1,449
FE4.3kVA 60 Hz Tower, with 20 Amp Battery Charger	SPK-FILV-20A	SPK-FIHV-20A	\$1,799
FE5.3kVA 60 Hz Tower, with 5 Amp Battery Charger	SPK-FJLV-5A	SPK-FJHV-5A	\$1,199
FE5.3kVA 60 Hz Tower, with 10 Amp Battery Charger	SPK-FJLV-10A	SPK-FJHV-10A	\$1,449
FE5.3kVA 60 Hz Tower, with 20 Amp Battery Charger	SPK-FJLV-20A	SPK-FJHV-20A	\$1,799
FE7kVA 60 Hz Tower, with 5 Amp Battery Charger	SPK-FKLV-5A	SPK-FKHV-5A	\$1,349
FE7kVA 60 Hz Tower, with 10 Amp Battery Charger	SPK-FKLV-10A	SPK-FKHV-10A	\$1,999
FE7kVA 60 Hz Tower, with 20 Amp Battery Charger	SPK-FKLV-20A	SPK-FKHV-20A	\$2,249
FE10kVA 60 Hz Tower, with 5 Amp Battery Charger	Not Available	SPK-FLHV-5A	\$2,099
FE10kVA 60 Hz Tower, with 10 Amp Battery Charger	Not Available	SPK-FLHV-10A	\$2,249
FE10kVA 60 Hz Tower, with 20 Amp Battery Charger	Not Available	SPK-FLHV-20A	\$2,499
FE12.5kVA 60 Hz Tower, with 5 Amp Battery Charger	Not Available	SPK-FMHV-5A	\$2,799
FE12.5kVA 60 Hz Tower, with 10 Amp Battery Charger	Not Available	SPK-FMHV-10A	\$3,049
FE12.5kVA 60 Hz Tower, with 20 Amp Battery Charger	Not Available	SPK-FMHV-20A	\$3,299
FE18kVA 60 Hz Tower, with 5 Amp Battery Charger	Not Available	SPK-FNHV-5A	\$3,099
FE18kVA 60 Hz Tower, with 10 Amp Battery Charger	Not Available	SPK-FNHV-10A	\$3,349
FE18kVA 60 Hz Tower, with 20 Amp Battery Charger	Not Available	SPK-FNHV-20A	\$3,599
FES850VA 60 Hz rack	SPK-RALV	SPK-RAHV	\$1,115
FES1.4kVA 60 Hz rack	SPK-RCLV	SPK-RCHV	\$1,423
FER or FES2.1kVA 60 Hz rack	No Data found for this field	No Data found for this field	No Data found for this field
FER or FES3.1kVA 60 Hz rack	SPK-RILV	SPK-RIHV	\$1,999
FER7kVA 60 Hz rack, with 5 Amp Battery Charger	SPK-RKLV-5A	SPK-RKHV-5A	\$2,799
FER7kVA 60 Hz rack, with 10 Amp Battery Charger	SPK-RKLV-10A	SPK-RKHV-10A	\$2,999

1. Spare parts kits must be ordered at time of FERRUPS UPS order.

THREE-PHASE SERIES 9

Powerware BladeUPS

Three-phase Online (12-60 kVA)

The Powerware BladeUPS is a revolutionary power quality solution, expanding power protection from 12 kW to 60 kW in a single industry standard 19-inch rack, and most significantly, providing this robust, compact solution without generating the additional heat associated with legacy end-of-row, modular UPS products.

- Achieves the highest power density in the marketplace
- Requires only 6 Rack units (6U) per unit
- Reduces single points of failure with an intelligent bypass design that eliminates human error
- Provides the ultimate in reliability through a peer-to-peer paralleling relationship.



POWERWARE BladeUPS (12-60 kVA)

Model	Part Number	Power Rating	Input/Output Voltage	Dimensions (H x W x D, inches)	Weight ¹ (lb)	List Price
PWBladeUPS 208V w/60A 5W in/5W out	ZC1212200100000	12 kVA (12kW)	208/208	10.5 x 17.3 x 28.0	322.0	\$12,025
PWBladeUPS 208V w/60A 5W in/5W out w/SNMP	ZC1212210100000	12 kVA (12kW)	208/208	10.5 x 17.3 x 28.0	322.0	\$12,350
PWBladeUPS 208V w/60A 5W in/4W out	ZC1212600100000	12 kVA (12kW)	208/208	10.5 x 17.3 x 28.0	321.0	\$12,000
PWBladeUPS 208V w/60A 5W in/4W out w/SNMP	ZC1212610100000	12 kVA (12kW)	208/208	10.5 x 17.3 x 28.0	321.0	\$12,325
Powerware BladeUPS 12kW 208V w/60A 5W in/ RPM ONLY	ZC1212000100000	12 kVA (12kW)	208/208	10.5 x 17.3 x 28.0	321.0	\$11,825
Powerware BladeUPS 12kW 208V w/60A 5W in/ RPM ONLY w/SNMP	ZC1212010100000	12 kVA (12kW)	208/208	10.5 x 17.3 x 28.0	321.0	\$12,150
PWBladeUPS 208V w/parallel cord	ZC121P060100000	12 kVA (12kW)	208/208	10.5 x 17.3 x 28.0	311.0	\$12,075
PWBladeUPS 208V w/parallel cord w/SNMP	ZC121P061100000	12 kVA (12kW)	208/208	10.5 x 17.3 x 28.0	311.0	\$12,034

1. All weights are installed weight, add 80lbs to determine shipping weight.

POWERWARE BladeUPS OPTIONS

Description	Part Number	Dimensions (H x W x D, inches)	Weight (lb)	List Price
Extended Battery Modules				
PWBladeUPS 3U EBM ¹	103005747-6591	5.2 x 17.2 x 26.0	170.0	\$1,525

1. Shipped on pallet with dimensions of 5x40x48.

UPS Paralleling

PWBladeUPS Bar System in 42U Enclosure	103005913	80.0 x 24.0 x 42.0	350.0	\$6,695
--	-----------	--------------------	-------	---------

Distribution Options

See PDU options in Powerware Data Center Solutions section of this book.

SOFTWARE AND CONNECTIVITY OPTIONS

Bundled with Software Suite CD and communication cable. See the software and connectivity product section for more detail.

BUILT-IN CONNECTIVITY OPTIONS

Option	Select digit "8" in the CTO number	Value for CTO digit 8	Price Adder
X-Slot 1	ConnectUPS-X Web/SNMP Card	1	\$335
	Modbus Communication	2	\$661
	Standard Relay Card (<60VAC rated, IBM AS400)	3	\$146
	Industrial Relay Card (5A @ 250VAC)	4	\$335
	Modem Card (required for out-of-band monitoring)	5	\$530
	Hot Sync CAN Bridge Card	6	\$530
Option	Select digit "9" in the CTO number	Value for CTO digit 9	Price Adder
X-Slot 2	ConnectUPS-X Web/SNMP Card	1	\$335
	Modbus Communication	2	\$661
	Standard Relay Card (<60VAC rated, IBM AS400)	3	\$146
	Industrial Relay Card (5A @ 250VAC)	4	\$335
	Modem Card (required for out-of-band monitoring)	5	\$530

THREE-PHASE SERIES 9

Powerware BladeUPS (continued)

POWERWARE RACK POWER MODULE CONFIGURATOR

Description	Quantity	Part Number Digit	Value	List Price
Base 3U RPM Distribution Box		1	Y	
		2	0	
		3	3	
Input Voltage	208V	4	1	\$1,425
	400V		2	\$1,425
Input Cords: Connection	Hardwired	5	0	
	BladeUPS Unit 208V		1	
	IEC309-60 5 wire		2	
	NEMA L21-30P		3	
	BladeUPS Unit 400V		4	Available May 2007
Input Cords: Length	Hardwired	6	0	\$215
	8 feet		1	BladeUPS Unit 208V \$170 IEC309-60 5 wire \$640 NEMA L21-30P \$125
	10 feet		2	BladeUPS Unit 400V \$170 BladeUPS Unit 208V \$230 IEC309-60 5 wire \$645 NEMA L21-30P \$140
	15 feet		3	BladeUPS Unit 400V \$230 BladeUPS Unit 208V \$315 IEC309-60 5 wire \$705 NEMA L21-30P \$155
	20 feet		4	BladeUPS Unit 400V \$315 BladeUPS Unit 208V \$390 IEC309-60 5 wire \$765 NEMA L21-30P \$175
				BladeUPS Unit 400V \$390
		7	0	
Output Receptacle Plate #1 &	L21-20R	2	8 & 9	\$400
Output Receptacle Plate #2	L21-30R	2		\$445
	L6-15R	3		\$245
	L6-20R	3		\$260
	L6-30R	3		\$200
	5-15R	6		\$170
	5-20R	6		\$175
	L14-20R	3		\$180
	L14-30R	3		\$245
	IEC320-C13	12		\$180
	IEC320-C19	6		\$160
Metering Choices	Power Equalizer	10	1	\$0
	Energy Management System, NO card		2	Available May 2007 \$695
	Energy Management System, with card		3	Available May 2007 \$1,025
Meter Configuration		11	0	
TVSS Option	None	12	0	\$0
	Installed		1	\$350
Future Option		13	0	
		14	0	
		15	0	

Notes

How to order:

1. Select base model voltage (208V or 400V)
2. Select input connector option
3. Select input cord length (corded units only)
4. Select first receptacle plate option
5. Select second receptacle plate option
6. Select metering option
7. Select TVSS option

Example of configured model part number: Y03111022300000

THREE-PHASE SERIES 9

Powerware BladeUPS (continued)

SERVICE PLANS

For service plans, please see the service section beginning on page 81.

POWERWARE BLADEUPS BATTERY BACKUP TIMES (IN MINUTES)

Load (kw)	Load %	Internal Battery	+(1) EBM 64	+(2) EBM 64	+(3) EBM 64	+(4) EBM 64
1.6	13%	55	118	183	253	329
2.4	20%	37	78	119	163	211
4	33%	23	46	69	94	120
6	50%	13	30	44	59	76
8	67%	9	21	32	43	54
9.6	80%	6.9	17	26	34	44
12	100%	4.8	12	20	27	34

Note: Backup times are approximate and may vary with equipment, configuration, battery age, temperature, etc.

1 EBM needed per BladeUPS.

POWERWARE BLADEUPS BATTERY BACKUP TIMES (Parallel UPS, in minutes)

Number of UPS Models	Total Load (kw)	Configuration	Internal Battery	+(1) EBM 64	+(2) EBM 64	+(3) EBM 64	+(4) EBM 64
6	60	N+1	6	15	22	29	37
5	48	N+1	6.9	17	26	34	44
4	36	N+1	7.7	18	28	37	47
3	24	N+1	9	21	32	43	54
2	12	N+1	13	30	44	59	76

THREE-PHASE SERIES 9

Powerware BladeUPS (12–60 kVA) (continued)

POWERWARE ePDUs

Part Number	Volt Range	Input Phases	Max. KW	Input Connection	Function	Cord	Output Receptacles (Quantity)	Dimensions (H x W x D, inches)	List Price
Standard Power									
PW101BA1U001	100-120	1	1.44	5-15	BA	12'	5-15 (10)	17.5x1Ux4	\$99
PW102BA1U002	100-120	1	1.92	L5-20	BA	12'	5-20 (10)	17.5x1Ux4	\$129
PW102BA1U003	100-240	1	2.50	IEC320-C14	BA	12'	IEC320-C13 (12)	17.5x1Ux4	\$139
PW103BA1U004	100-120	1	2.88	L5-30	BA	15'	5-20 (8), 5-20 (1)	19x1Ux4.3	\$269
PW103BA1U005	100-120	1	2.88	L5-30	BA	15'	5-20 (16)	19x1Ux4.3	\$269
PW103BA1U006	100-120	1	2.88	L5-30	BA	15'	5-20 (16)	19x1Ux4.3	\$329
PW103BA1U007	100-240	1	3.33	IEC320-C20	BA	12'	IEC320-C19 (2), IEC320-C13 (8)	17.5x1Ux4	\$279
PW103BA1U008	200-240	1	3.33	L6-20	BA	12'	IEC320-C13 (12)	17.5x1Ux4	\$149
PW103BA2U009	200-240	1	3.33	L6-20	BA	12'	L6-20 (3)	17.5x2Ux4	\$399
PW104BA1U010	100-120	1	3.84	L5-30	BA	12'	5-20 (4)	17.5x1Ux4	\$239
PW101BA0U011	100-120	1	1.44	5-15	BA	15'	5-15 (8)	2.1x14x1.3	\$119
PW101BA0U012	100-120	1	1.44	5-15	BA	15'	5-15 (4)	2.1x24x1.3	\$69
PW101BA0U013	100-120	1	1.44	5-15	BA	15'	5-20 (6)	2.1x30x1.3	\$79
PW101BA0U014	100-120	1	1.44	5-15	BA	15'	5-20 (8)	2.1x48x1.3	\$79
PW102BA0U015	100-120	1	1.92	5-20	BA	15'	5-20 (8)	2.1x48x1.3	\$79
PW102BA0U016	100-120	1	1.92	5-20	BA	15'	5-20 (12)	2.1x72x1.3	\$99
PW102BA0U017	100-120	1	1.92	5-20	BA	15'	5-20 (8)	2.1x16x1.3	\$84
PW102BA0U018	100-120	1	1.92	L5-20	BA	15'	5-20 (12)	2.1x60x1.3	\$139
PW102BA0U019	100-120	1	1.92	5-20	BA	15'	5-20 (12)	2.1x60x1.3	\$109
PW102BA0U020	100-120	1	1.92	5-20	BA	15'	5-20 (10)	2.1x24x1.3	\$79
PW102BA0U021	100-120	1	1.92	L5-20	BA	15'	5-20 (24)	2.1x60x1.3	\$169
PW102BA0U022	100-120	1	1.92	L5-20	BA	15'	5-20 (8)	2.1x16x1.3	\$89
PW102BA0U023	100-120	1	1.92	L5-20	BA	15'	5-20 (10)	2.1x24x1.3	\$89
PW102ME0U026	100-120	1	1.92	5-20	ME	15'	5-20 (8)	2.1x24x1.3	\$199
PW102ME0U027	100-120	1	1.92	L5-20	ME	15'	5-20 (8)	2.1x24x1.3	\$219
PW102ME0U028	100-120	1	1.92	5-20	ME	15'	5-20 (12)	2.1x60x1.3	\$229
PW102ME0U029	100-120	1	1.92	L5-20	ME	15'	5-20 (12)	2.1x60x1.3	\$239
PW102ME0U030	100-120	1	1.92	L5-20	ME	15'	5-20 (24)	2.1x60x1.3	\$269
PW102MO0U031	100-120	1	1.92	L5-20	MO	15'	5-20 (24)	2.1x60x1.3	\$299
PW103BA0U032	100-120	1	2.88	L5-30	BA	15'	5-20 (24)	2.1x60x1.3	\$299
PW103ME0U035	100-120	1	2.88	L5-30	ME	15'	5-20 (24)	2.1x60x1.3	\$349
PW103MO0U036	100-120	1	2.88	L5-30	MO	15'	5-20 (24)	2.1x60x1.3	\$379
PW103BA0U038	200-240	1	3.33	IEC320-C20	BA	6'	IEC320-C13 (8)	1.6x15.5x1.6	\$129
PW103BA0U039	200-240	1	3.33	L6-20	BA	10'	IEC320-C13 (10)	2.2x14x2	\$179
PW104BA0U042	100-120	1	3.84	2 x L5-20	BA	15'	5-20 (2 x 12)	2.1x60x1.3	\$249
PW104ME0U043	100-120	1	3.84	2 x L5-20	ME	15'	5-20 (2 x 12)	2.2x30x2.1	\$369
PW104MO0U044	100-120	1	3.84	2 x L5-20	MO	15'	5-20 (2 x 12)	2.1x60x1.3	\$399
Mid-Range Power									
PW105BA1U045	200-240	1	4.99	L6-30	BA	15'	IEC320-C13 (20)	19x1Ux4.3	\$319
PW105BA1U046	200-240	1	4.99	L6-30	BA	15'	6-15 (14)	19x1Ux4.3	\$349
PW105BA1U047	200-240	1	4.99	L6-30	BA	15'	IEC320-C13 (10)	19x1Ux4.3	\$279
PW105ME1U048	200-240	1	4.99	L6-30	ME	10'	IEC320-C19 (4)	19x1Ux4.3	\$399
PW105ME1U049	200-240	1	4.99	L6-30	ME	15'	IEC320-C13 (12)	19x1Ux4.3	\$369
PW107BA1U050	100-240	1	4.99	Hardwired	BA	12'	IEC320-C19 (2), IEC320-C13 (6)	17.5x1Ux4	\$229
PW107BA2U051	100-240	1	4.99	L14-30	BA	12'	5-20 (4), L5-20 (2), L6-30 (2)	17.5x2Ux4	\$459
PW107BA1U052	200-240	1	4.99	L6-30	BA	12'	IEC320-C19 (2), IEC320-C19 (2)	17.5x1Ux4	\$239
PW107BA1U053	200-240	1	4.99	L6-30	BA	12'	IEC320-C19 (2), IEC320-C13 (6)	17.5x1Ux4	\$239
PW107BA2U054	200-240	1	4.99	L6-30	BA	12'	L6-20 (2), 6-20 (4)	17.5x2Ux4	\$429
PW107BA0U055	200-240	1	4.99	L6-30	BA	10'	IEC320-C19 (4), IEC320-C13 (24)	2.3x60x2	\$369
PW105BA0U056	200-240	1	4.99	L6-30	BA	10'	IEC320-C13 (24)	1.75x64x1.9	\$369
PW105MO0U059	200-240	1	4.99	L6-30	MO	10'	IEC320-C13 (24)	2.3x68x2	\$399
PW105MO0U060	200-240	1	4.99	L6-30	MO	10'	IEC320-C19 (4), IEC320-C13 (24)	2.3x68x2	\$399

THREE-PHASE SERIES 9

Powerware BladeUPS (12–60 kVA) (continued)

POWERWARE ePDUs (continued)

Part Number	Volt Range	Input Phases	Max. KW	Input Connection	Function	Cord	Output Receptacles (Quantity)	Dimensions (H x W x D, inches)	List Price
Mid-Range Power (continued)									
PW105M00U061	200-240	1	4.99	L14-30	MO	10'	IEC320-C13 (20), 5-20 (4)	2.3x64x2	\$539
PW105M00U062	200-240	1	4.99	L14-30	MO	10'	5-20 (24)	2.3x68x2	\$539
PW105M00U063	200-240	1	4.99	L14-30	MO	10'	IEC320-C19 (2), IEC320-C13 (24), 5-20 (4)	3.2x68x1.9	\$539
PW106BA0U064	100-120	1	5.76	2 x L5-30	BA	10'	5-15 (2 x 20)	3.2x64x1.9	\$729
PW106ME0U065	100-120	1	5.76	2 x L5-30	ME	10'	5-15 (2 x 20)	3.2x64x1.9	\$799
PW306BA0U066	200-240	3	5.76	L21-20	BA	10'	IEC320-C19 (9), IEC320-C13 (36)	2.3x68x2	\$449
PW306BA0U067	200-240	3	5.76	L21-20	BA	10'	5-20 (36)	2.3x68x2	\$449
PW306BA0U068	200-240	3	5.76	L21-20	BA	10'	IEC320-C19 (3), IEC320-C13 (24), 5-20 (6)	2.3x68x2	\$449
PW306BA0U069	200-240	3	5.76	L21-20	BA	10'	5-20 (24), L6-20 (6)	2.3x68x2	\$499
PW306M00U071	200-240	3	5.76	L21-20	MO	10'	IEC320-C19 (3), IEC320-C13 (24), 5-20 (6)	2.3x68x2	\$499
PW306M00U072	200-240	3	5.76	L21-20	MO	10'	5-20 (30)	1.75x68x1.9	\$499
PW107BA0U073	200-240	1	6.66	2 x L6-20	BA	10'	IEC320-C13 (2 x 22)	2.4x68x2	\$519
PW309BA0U074	200-240	3	8.65	L21-30	BA	10'	IEC320-C19 (9), IEC320-C13 (24)	2.3x68x2	\$659
PW309BA0U075	200-240	3	8.65	L21-30	BA	10'	IEC320-C19 (3), IEC320-C13 (24), 5-20 (6)	2.3x68x2	\$659
PW309BA0U076	200-240	3	8.65	L21-30	BA	10'	IEC320-C13 (42)	1.75x68x1.9	\$659
PW309BA0U077	200-240	3	8.65	L21-30	BA	10'	IEC320-C13 (30), 5-20 (6)	1.75x68x1.9	\$659
PW309M00U078	200-240	3	8.65	L21-30	MO	10'	IEC320-C13 (42)	2.3x68x2	\$729
PW309M00U079	200-240	3	8.65	L21-30	MO	10'	IEC320-C19 (9), IEC320-C13 (24)	2.3x68x2	\$729
PW309M00U080	200-240	3	8.65	L21-30	MO	10'	IEC320-C13 (30), 5-20 (6)	2.3x68x2	\$729
PW309M00U081	200-240	3	8.65	L21-30	MO	10'	IEC320-C19 (3), IEC320-C13 (24), 5-20 (6)	2.3x68x2	\$729
PW309M00U082	200-240	3	8.65	L21-30	MO	10'	IEC320-C13 (12), IEC320-C19 (15)	1.75x68x1.9	\$729
High Power									
PW110ME1U083	200-240	1	9.98	IEC309-60	ME	10'	IEC320-C19 (6)	19x1Ux11.8	\$679
PW110BA0U084	200-240	1	9.98	2 x L6-30	BA	10'	IEC320-C13 (2 x 24)	3.2x64x1.9	\$729
PW110ME0U086	200-240	1	9.98	2 x L6-30	ME	10'	IEC320-C13 (2 x 24)	3.2x64x1.9	\$799
PW110M00U087	200-240	1	9.98	IEC309-60	MO	10'	IEC320-C19 (9), IEC320-C13 (18)	2.4x70x2	\$899
PW110M00U088	200-240	1	9.98	IEC309-60	MO	10'	IEC320-C19 (6), IEC320-C13 (30)	2.3x70x2	\$899
PW110M00U089	200-240	1	9.98	IEC309-60	MO	10'	IEC320-C19 (12), IEC320-C13 (12)	2.3x70x2	\$899
PW110M00U090	200-240	1	9.98	IEC309-60	MO	10'	IEC320-C13 (42)	2.3x70x2	\$899
PW312ME0U091	200-240	3	11.53	2 x L21-20	ME	10'	IEC320-C13 (2 x 36)	3.2x64x1.9	\$829
Ultra High Power									
PW317ME2U092	200-240	3	17.29	IEC309-60	ME	10'	IEC320-C19 (12)	19x2Ux18	\$1,199

Function: **BA** - Basic; **ME** - Metered; **MO** - Monitored

THREE-PHASE SERIES 9

Powerware 9355

Three-phase Online (10–15 kVA)

This new product combines advanced technology with uncompromised efficiency, superior reliability, and installation flexibility. Today's datacenters, communications and network control centers, as well as process control applications will benefit from increased uptime when incorporating this advanced UPS into their power chain. Each Powerware 9355 system incorporates the features below and is supported by Eaton's unparalleled service, all at an affordable price in a single cabinet!

- Online, double-conversion topology
- Compact footprint (12" wide by 33" deep) for UPS and standard battery
- Plug-connected outputs optional
- Low input THD, high efficiency
- Built in maintenance bypass
- Ensures data and system integrity with a complete power management software package for remote monitoring, management, and shutdown over the network and the intranet.



POWERWARE 9355 (10–15 kVA)

Model ²	Part Number ¹	Power Rating	Input/Output Voltage	Base Runtime	Dimensions (H x W x D, inches) ³	Weight (lb) ³	List Price
PW9355 with 32-Battery (2-high)	KA1011100000010	10 kVA (9kW)	208/208	8	32.2 x 12.0 x 33.7	373.0	\$13,800
PW9355 with 64-Battery (3-high)	KA1012100000010	10 kVA (9kW)	208/208	22	47.8 x 12.0 x 33.7	609.0	\$15,440
PW9355 with 32-Battery (2-high)	KA1011200000010	10 kVA (9kW)	220/220 ²	8	32.2 x 12.0 x 33.7	373.0	\$13,800
PW9355 with 64-Battery (3-high)	KA1012200000010	10 kVA (9kW)	220/220 ²	22	47.8 x 12.0 x 33.7	609.0	\$15,440
PW9355 with 32-Battery and input isolation transformer (3-high)	KA1013400000010	10 kVA (9kW)	480/208	8	47.8 x 12.0 x 33.7	577.0	\$17,770
PW9355 with 32-Battery and input isolation transformer (3-high)	KA1013600000010	10 kVA (9kW)	600/208	8	47.8 x 12.0 x 33.7	577.0	\$17,770
PW9355 with 32-Battery (2-high)	KA1511100000010	15 kVA (13.5kW)	208/208	4	32.2 x 12.0 x 33.7	373.0	\$15,500
PW9355 with 64-Battery (3-high)	KA1512100000010	15 kVA (13.5kW)	208/208	13	47.8 x 12.0 x 33.7	609.0	\$17,230
PW9355 with 32-Battery (2-high)	KA1511200000010	15 kVA (13.5kW)	220/220 ²	4	32.2 x 12.0 x 33.7	373.0	\$15,500
PW9355 with 64-Battery (3-high)	KA1512200000010	15 kVA (13.5kW)	220/220 ²	13	47.8 x 12.0 x 33.7	609.0	\$17,230
PW9355 with 32-Battery and input isolation transformer (3-high)	KA1513400000010	15 kVA (13.5kW)	480/208	4	47.8 x 12.0 x 33.7	577.0	\$19,350
PW9355 with 32-Battery and input isolation transformer (3-high)	KA1513600000010	15 kVA (13.5kW)	600/208	4	47.8 x 12.0 x 33.7	577.0	\$19,350

1. 50/60 Hz auto-serving.

2. 220V units are wye connected 220/127V input and 220/127V output, 3-phase, 4-wire plus ground.

3. Weight is installed weight, add 47 pounds (for 2-modules high) or 50 pounds (for 3-modules high) to determine shipping weight.

4. An input neutral is required for all configurations unless the input isolation transformer is used.

5. For parallel systems, change CTO digit #5 to a "2", and add \$300 to the list price.

POWERWARE 9355 OPTIONS

Model	Description	Part Number	Input/Output Voltage	Dimensions (H x W x D, inches)	Weight (lb)	List Price
10-15 kVA Extended Battery 2 Module	Battery Module with 64 batteries (2-high), line and match	103004192-5501	–	32.2 x 12.0 x 30.2	480.0	\$4,425
10-15 kVA Extended Battery 3 Module	Battery Module with 96 batteries (3-high), line and match	103004193-5501	–	47.8 x 12.0 x 30.2	710.0	\$6,315
Remote Monitor Panel	Remote panel requires Industrial Relay X-Slot card		see page 61 for connectivity options and pricing			
Remote EPO switch	Wall mount	103002939	–	–	–	\$279
10-15 kVA Seismic Mounting Kit	Zone 4 kit for 2-high and 3-high models	103004194-5501	–	–	–	\$1,799
Wall Mounted MBP/ Parallel tie cabinet	2-breaker maint. bypass/parallel tie cabinet	124100020-001	208V/208V	36.0 x 20.0 x 5.75	66.0	\$1,599
CAN Bridge Card		103004336				\$519

SURGE PROTECTION

See the surge protection product section for more details.

THREE-PHASE SERIES 9

Powerware 9355 (10–15 kVA) (continued)

OUTPUT RECEPTACLES

Receptacle Codes	(Qty) NEMA Type	Enter "Receptacle Code" into CTO Digits #	Price Adder for EACH Receptacle Code Chosen
2	(1) L15-30R	9, 10 or 11 only	\$220
3	(1) L21-20R	9, 10 or 11 only	\$220
4	(1) L21-30R	9, 10 or 11 only	\$220
A	(2) 5-15R	9,10,11,12	\$220
B	(2) 5-20R UL	9,10,11,12	\$220
D	(2) 6-15R	9,10,11,12	\$220
E	(2) 6-20R	9,10,11,12	\$220
F	(2) L5-15R	9,10,11,12	\$220
G	(1) L5-20R*	9,10,11,12	\$220
H	(1) L5-30R*	9,10,11,12	\$220
I	(2) L6-15R	9,10,11,12	\$220
J	(1) L6-20R*	9,10,11,12	\$220
K	(1) L6-30R*	9,10,11,12	\$220
L	(1) L14-20R*	9,10,11,12	\$220
M	(1) L14-30R*	9,10,11,12	\$220
X	Blank	9,10,11,12	\$20
N	(2) IEC 320 C13 (120V)	9,10,11,12	\$220
P	(2) IEC 320 C19 (120V)	9,10,11,12	\$220

Note: Arrange receptacle codes in numerical-alphabetical order in digits 9 through 12 of the CTO number

Example 1: a PDM with an L21-20, an L14-30, and Qty 2 IEC320-C19 would have digits 9 through 12 of the CTO arranged as "3MPP"

Example 2: a PDM with a 5-15R, and an L6-30, and an L14-30, and an L14-30 would have digits 9 through 12 of the CTO arranged as "AKMX"

The combined quantities of single locking receptacle panels (*) must not exceed 5 per PDM

BUILT-IN CONNECTIVITY OPTIONS - see page 70 to order these separately

Select digit "8" in the CTO number	Value for CTO digit 8	Price Adder
NONE (No Pre-installed X-Slot card)	0	\$0
ConnectUPS-X Web/SNMP Card	3	\$335
Modem Card	7	\$530
Modbus® Card	4	\$661
Relay Card (AS/400 compatible)	5	\$146
Industrial Relay Card	6	\$335

Note: You can have up to two optional connectivity cards installed.

SERVICE PLANS

For service plans, please see the service section beginning on page 81.

POWERWARE 9355 BATTERY BACKUP TIMES (in minutes) @ 0.9 POWER FACTOR

Load (VA/Watt)	UPS + Internal 32 Battery					UPS + Internal 64 Battery				
		+(1) EBM 64	+(2) EBM 64	+(3) EBM 64	+(4) EBM 64		+(1) EBM 96	+(2) EBM 96	+(3) EBM 96	
15000/13500	4.6	23.0	43.0	65.1	88.6	13.3	43.0	76.7	113.0	
14500/13050	4.9	24.1	45.2	68.3	93.0	14.1	45.2	80.5	119.0	
14000/12600	5.2	25.2	47.3	71.5	97.4	14.9	47.3	84.2	125.0	
13500/12150	5.5	26.4	49.4	74.7	102.0	15.8	49.4	88.1	130.0	
13000/11700	5.8	27.6	51.6	78.1	106.0	16.7	51.6	92.0	136.0	
12500/11250	6.1	28.8	54.0	81.6	111.0	17.6	54.0	96.2	142.0	
12000/10800	6.5	30.2	56.5	85.5	116.0	18.6	56.5	101.0	149.0	
11500/10350	6.9	31.6	59.3	89.7	122.0	19.2	59.3	106.0	156.0	
11000/9900	7.3	33.3	62.4	94.4	129.0	20.2	62.4	111.0	164.0	
10500/9450	7.8	35.1	65.9	99.6	136.0	21.4	65.9	117.0	174.0	
10000/9000	8.4	37.2	69.8	106.0	144.0	22.6	69.8	124.0	184.0	
9500/8550	9.1	39.6	74.2	112.0	153.0	24.1	74.2	132.0	196.0	
9000/8100	9.9	42.3	79.4	120.0	163.0	25.7	79.4	141.0	209.0	
8500/7650	10.8	45.5	85.2	129.0	175.0	27.6	85.2	152.0	225.0	
8000/7200	11.9	49.1	91.9	139.0	189.0	29.8	91.9	164.0	242.0	
7500/6750	13.1	53.2	99.7	151.0	205.0	32.3	99.7	178.0	263.0	
7000/6300	14.6	58.0	109.0	164.0	224.0	35.2	109.0	194.0	286.0	
6500/5850	16.3	63.5	119.0	180.0	245.0	38.6	119.0	212.0	314.0	
6000/5400	18.4	70.0	131.0	198.0	270.0	42.5	131.0	234.0	346.0	
5500/4950	20.1	77.6	145.0	220.0	300.0	47.2	145.0	259.0	383.0	
5000/4500	22.4	86.6	162.0	245.0	334.0	52.6	162.0	289.0	428.0	
4500/4050	25.2	97.4	182.0	276.0	376.0	59.2	182.0	325.0	-	
4000/3600	28.6	110.0	207.0	313.0	426.0	67.1	207.0	369.0	-	
3500/3150	32.8	127.0	238.0	359.0	-	77.0	238.0	423.0	-	
3000/2700	38.3	148.0	277.0	418.0	-	89.7	277.0	-	-	
2500/2250	45.6	176.0	329.0	-	-	107.0	329.0	-	-	

Note: Backup times are approximate and may vary with equipment, configuration, battery age, temperature, etc.

THREE-PHASE SERIES 9

Powerware 9355



Three-phase Online (20–30 kVA)

This new product combines new technology with uncompromised efficiency, superior reliability, and installation flexibility. Today's data centers, communications and network control centers, as well as process control applications will benefit from increased uptime when incorporating this advanced UPS into their power chain. Each Powerware 9355 UPS incorporates the features below, and is supported by Eaton's unparalleled service, all at an affordable price!

- Online, double-conversion topology
- Compact footprint (20" wide by 34.1" deep) for UPS and standard battery
- Low input THD, high efficiency
- Built in maintenance bypass
- 2-year battery warranty

POWERWARE 9355 (20–30 KVA)

20 kVA (18 kW)

Model ²	UPS Part (CTO) Number	Input/Output Voltage	Base Runtime	Dimensions (H x W x D, inches) ³	Weight (lb) ³	Option Cabinet(s)	List Price
PW9355 with Internal Battery	KB2013100000010	208/208	18	66.0 x 20.0 x 34.1	1160.0		\$20,375
PW9355 with Internal Battery and Single Feed Option Cabinet with ISO.XFMR	KB2013100000010	208/208	18	66.0 x 40.0 x 34.1	1695.0	KBT001100000010*	\$25,375
PW9355 with Internal Battery and Dual Feed (2 Opt Cabs)	KB2013100000010	208/208	18	66.0 x 60.0 x 34.1	2230.0	KBT001100000010* KBT002100000010	\$30,375
PW9355 with internal Battery	KB2013200000010	220/220 ²	18	66.0 x 20.0 x 34.1	1160.0		\$20,375
PW9355 with Internal Battery and Single Feed Option Cabinet	KB2013100000010	480/208	18	66.0 x 40.0 x 34.1	1695.0	KBT001200000010*	\$25,375
PW9355 with Internal Battery and Dual Feed (2 Opt Cabs)	KB2013100000010	480/208	18	66.0 x 60.0 x 34.1	2230.0	KBT001200000010* KBT002200000010	\$30,375
PW9355 with Internal Battery and Single Feed Option Cabinet	KB2013100000010	600/208	18	66.0 x 40.0 x 34.1	1695.0	KBT001300000010	\$25,375
PW9355 with Internal Battery and Dual Feed (2 Opt Cabs)	KB2013100000010	600/208	18	66.0 x 60.0 x 34.1	2230.0	KBT001300000010* KBT002300000010	\$30,375
PW9355 with Internal Battery and Single Feed (2 Opt Cabs)	KB2013100000010	480/480	18	66.0 x 60.0 x 34.1	2230.0	KBT001200000010* KBT003200000010	\$30,375

* contains MBP

30 kVA (27 kW)

Model	UPS Part (CTO) Number	Input/Output Voltage	Base Runtime	Dimensions (H x W x D, inches) ³	Weight (lb) ³	Option Cabinet(s)	List Price
PW9355 with Internal Battery	KB3013100000010	208/208	11	66.0 x 20.0 x 34.1	1160.0		\$22,030
PW9355 with Internal Battery and Single Feed Option Cabinet with ISO.XFMR	KB3013100000010	208/208	11	66.0 x 40.0 x 34.1	1695.0	KBT001100000010*	\$27,030
PW9355 with Internal Battery and Dual Feed (2 Opt Cabs)	KB3013100000010	208/208	11	66.0 x 60.0 x 34.1	2230.0	KBT001100000010* KBT002100000010	\$32,030
PW9355 with internal Battery	KB3013200000010	220/220 ²	11	66.0 x 20.0 x 34.1	1160.0		\$22,030
PW9355 with Internal Battery and Single Feed Option Cabinet	KB3013100000010	480/208	11	66.0 x 40.0 x 34.1	1695.0	KBT001200000010*	\$27,030
PW9355 with Internal Battery and Dual Feed (2 Opt Cabs)	KB3013100000010	480/208	11	66.0 x 60.0 x 34.1	2230.0	KBT001200000010* KBT002200000010	\$32,030
PW9355 with Internal Battery and Single Feed Option Cabinet	KB3013100000010	600/208	11	66.0 x 40.0 x 34.1	1695.0	KBT001300000010	\$27,030
PW9355 with Internal Battery and Dual Feed (2 Opt Cabs)	KB3013100000010	600/208	11	66.0 x 60.0 x 34.1	2230.0	KBT001300000010* KBT002300000010	\$32,030
PW9355 with Internal Battery and Single Feed (2 Opt Cabs)	KB3013100000010	480/480	11	66.0 x 60.0 x 34.1	2230.0	KBT001200000010* KBT003200000010	\$32,030

* contains MBP

1. 50/60 Hz auto-sensing.

2. 220V units are wye connected 220/127V input and 220/127V output, 3-phase, 4-wire plus ground.

3. Weight is installed weight, add 75 lb (for each UPS, Option, or Battery Cabinet) to determine shipping weight.

4. An input neutral is required for all configurations unless the input isolation transformer is used.

THREE-PHASE SERIES 9

Powerware 9355 (20–30 kVA) (continued)

POWERWARE 9355 OPTIONS

Model	Description	Runtime	Dimensions (H x W x D, inches)	Weight (lb)	Part Number	List Price
Extended Battery, EBC 72	Battery Module with 72 batteries 8460 (4-strings), line and match	see runtime table	66.0 x 20.0 x 34.1	2060.0	103004868	\$10,799
Extended Battery EBC 36	Battery Module with 36 batteries (2-strings), line and match	see runtime table	66.0 x 20.0 x 34.1	1105.0	103005183	\$7,076
Maintenance Bypass, Line and Match	Option Cabinet, containing MBP only, no Transformers		66.0 x 20.0 x 34.1	205.0	KBT000000000010	\$2,299
Maintenance Bypass, Parallel Tie Cabinet, Wall Mount	2-breaker MBP panel, for 208V in/out units only also functions as the Parallel Tie Cabinet with Bypass or Hot Sync Systems		48.0 x 20.0 x 5.8	66.0	124100026-001	\$2,899
Remote Monitor Panel	Remote panel requires Industrial Relay X-Slot card part		see page 61 for connectivity options and pricing			
Remote EPO switch	Wall mount				103002939	\$279
Seismic Mounting Kit	Zone 4 kit for UPS, Option Cabinet, or Battery Cabinet				103004896	\$500

Note: Up to 3 EBMs can be added to each UPS for extended runtime.

BUILT-IN CONNECTIVITY OPTIONS

Available X-Slot card options

(The UPS has two X-Slot bays available: one X-Slot card can be factory installed, the 2nd X-Slot card can be ordered separately and user installed).

Description	Value for CTO Digit 8	Part Number (if ordered separately)	List Price
NONE (No Pre-installed X-Slot card)	0	–	\$0
ConnectUPS-X Web/SNMP/xHub Card	3	116750221-001	\$335
Modem Card	7	1019017	\$530
Modbus Card	4	103002510-5501	\$661
Relay Card (AS/400 compatible)	5	1018460	\$146
Industrial Relay Card	6	103003055	\$335

Note: You can have up to two optional connectivity cards installed.

SERVICE PLANS

For service plans, please see the service section beginning on page 81.

POWERWARE 9355 BATTERY BACKUP TIMES (in minutes)

VA	Watt	UPS w/Internal Battery	Internal Battery Plus EBC 36	Internal Battery Plus EBC 72	Internal Battery Plus Qty 2 EBC 72	Internal Battery Plus Qty 3 EBC 72
30000	27000	11	31	56	89	108
29000	26100	11	33	58	90	109
28000	25200	12	35	60	93	111
27000	24300	12	38	62	95	114
26000	23400	13	40	65	98	118
25000	22500	14	43	68	101	124
24000	21600	14	46	71	103	129
23000	20700	15	48	74	106	134
22000	19800	16	51	76	109	144
21000	18900	17	53	79	111	152
20000	18000	18	56	82	114	160
19000	17100	19	58	85	117	175
18000	16200	20	62	88	120	189
17000	15300	22	66	92	130	204
16000	14400	24	71	96	142	219
15000	13500	26	75	101	154	234
14000	12600	28	79	105	166	249
13000	11700	31	84	110	178	265
12000	10800	35	88	114	201	280
11000	9900	38	94	119	226	319
10000	9000	42	101	134	251	355
7500	6750	58	117	188	347	471
5000	4500	90	188	294	543	610

POWER XPERT® 4000/6000/8000 METERS

Power Quality Metering Products

You can't manage what you can't measure, and you certainly can't measure something you can't even see, without a power quality instrument that is. Invisible and fleeting power disturbances can be silent killers—the electronic equivalent of high blood pressure.

Eaton's Power Xpert 4000/6000/8000 meters represent a new genre of power quality instruments and world-class power monitoring that reduces day to day operating costs and helps avoid costly business interruptions. The meters combine state-of-the-art technology with next generation power diagnostics, data trending and performance benchmarking, along with a "Twist-n-Click" LCD graphic display: a new paradigm for simplicity and ease of use in the market place.



In addition the meters have an embedded web server that enables users to surf to the meter over the Internet via a standard web browser. The new platform offers advanced functionality like high speed impulsive transient waveform capture, 6Mhz sampling rate (6 samples every millionth of a second) with 1 millisecond time stamping, anti-aliasing, ITIC analysis and automatic trigger settings, open field upgradeable firmware, memory expandable to 1 GB and optional digital, relay I/O card.

Features and Benefits

- Comprehensive power and power quality measurements for 138 standard data points logged
- Embedded Web Server - see and analyze waveforms, trends, harmonics directly in your web browser/meter display
- High speed 6 Mhz impulsive transient detection and waveform capture
- Up to 1 millisecond time synchronization and event logging capability
- Open protocol support: HTTP, Modbus TCP, Modbus RTU, SNMP, NTP, FTP, COMTRADE
- Automatic trigger settings
- Integrated ITIC analysis
- Power Quality Health Index (ITIC, THD, TDD, dv/dt, Flicker) - *Patent Pending*
- Alarm notification also available remotely via email (waveform attached)
- 512 MB/1 GB storage capability
- Supported via Power Xpert® software
- ANSI C12.20 accuracy



Applications

Identify power quality problems

- Identify harmonics, sags, swells and transients damaging or disrupting sensitive, mission critical IT equipment
- Boost IT equipments service life to the maximum
- Analyze sequence of events up to 1 millisecond time resolution
- Protect motors from damage
- Preserve the integrity of processes and batches
- Prevent blown capacitor bank fuses
- Protect transformers and conductors from overheating

Detect and record high speed transients

- Avoid equipment damage and disruption
- Identify equipment malfunction

POWER XPERT 4000/6000/8000 METERS

Power Quality Metering Products (continued)

Applications (continued)

Monitor circuit loading

- Avoid overloads and nuisance overload trips
- Maximize equipment utilization
- Manage emergency overloads

Manage energy utilization

- Reduce peak demand charges and power factor penalties
- Identify excessive energy consumption

POWER XPERT 4000/6000/8000 METERS

	Part Number	List Price
PX 4000 Meter, AC, no options	PX4051A5AA	\$4,715
PX 4000 Meter, AC, w/ Com. Exp. Card	PX4051A5BA	\$5,869
PX 4000 Meter, AC, w/ I/O Card	PX4051A5AB	\$5,344
PX 4000 Meter, AC, w/ Com. Exp. & I/O Cards	PX4051A5BB	\$6,498
PX 4000 Meter, AC, w/ 1GB CF	PX4051A6AA	\$5,239
PX 4000 Meter, AC, w/ 1GB CF & Com. Exp. Card	PX4051A6BA	\$6,393
PX 4000 Meter, AC, w/ 1GB CF & I/O Card	PX4051A6AB	\$5,868
PX 4000 Meter, AC, w/ 1GB CF, Com. Exp. & I/O Cards	PX4051A6BB	\$7,022
PX 4000 Meter, AC, w/ VAUX	PX4251A5AA	\$5,554
PX 4000 Meter, AC, w/ VAUX & Com. Exp. Card	PX4251A5BA	\$6,708
PX 4000 Meter, AC, w/ VAUX & I/O Card	PX4251A5AB	\$6,183
PX 4000 Meter, AC, w/ VAUX, Com. Exp. & I/O Cards	PX4251A5BB	\$7,337
PX 4000 Meter, AC, w/ VAUX & 1GB CF	PX4251A6AA	\$6,078
PX 4000 Meter, AC, w/ VAUX, 1GB CF, Com. Exp. Card	PX4251A6BA	\$7,232
PX 4000 Meter, AC, w/ VAUX, 1GB CF & I/O Card	PX4251A6AB	\$6,707
PX 4000 Meter, AC, w/ VAUX, 1GB CF, Com. Exp. & I/O Cards	PX4251A6BB	\$7,861
PX 6000 Meter, AC, no options	PX6051A5AA	\$6,815
PX 6000 Meter, AC, w/ Com. Exp. Card	PX6051A5BA	\$7,969
PX 6000 Meter, AC, w/ I/O Card	PX6051A5AB	\$7,444
PX 6000 Meter, AC, w/ Com. Exp. & I/O Cards	PX6051A5BB	\$8,598
PX 6000 Meter, AC, w/ 1GB CF	PX6051A6AA	\$7,339
PX 6000 Meter, AC, w/ 1GB CF & Com. Exp. Card	PX6051A6BA	\$8,493
PX 6000 Meter, AC, w/ 1GB CF & I/O Card	PX6051A6AB	\$7,968
PX 6000 Meter, AC, w/ 1GB CF, Com. Exp. & I/O Cards	PX6051A6BB	\$9,122
PX 6000 Meter, AC, w/ VAUX	PX6251A5AA	\$7,654
PX 6000 Meter, AC, w/ VAUX & Com. Exp. Card	PX6251A5BA	\$8,808
PX 6000 Meter, AC, w/ VAUX & I/O Card	PX6251A5AB	\$8,283
PX 6000 Meter, AC, w/ VAUX, Com. Exp. & I/O Cards	PX6251A5BB	\$9,437
PX 6000 Meter, AC, w/ VAUX & 1GB CF	PX6251A6AA	\$8,178
PX 6000 Meter, AC, w/ VAUX, 1GB CF, Com. Exp. Card	PX6251A6BA	\$9,332
PX 6000 Meter, AC, w/ VAUX, 1GB CF & I/O Card	PX6251A6AB	\$8,807
PX 6000 Meter, AC, w/ VAUX, 1GB CF, Com. Exp. & I/O Cards	PX6251A6BB	\$9,961
PX 8000 Meter, AC, no options	PX8051A5AA	\$8,915
PX 8000 Meter, AC, w/ Com. Exp. Card	PX8051A5BA	\$10,069
PX 8000 Meter, AC, w/ I/O Card	PX8051A5AB	\$9,544
PX 8000 Meter, AC, w/ Com. Exp. & I/O Cards	PX8051A5BB	\$10,698
PX 8000 Meter, AC, w/ 1GB CF	PX8051A6AA	\$9,439
PX 8000 Meter, AC, w/ 1GB CF & Com. Exp. Card	PX8051A6BA	\$10,593
PX 8000 Meter, AC, w/ 1GB CF & I/O Card	PX8051A6AB	\$10,068
PX 8000 Meter, AC, w/ 1GB CF, Com. Exp. & I/O Cards	PX8051A6BB	\$11,222
PX 8000 Meter, AC, w/ VAUX	PX8251A5AA	\$9,754
PX 8000 Meter, AC, w/ VAUX & Com. Exp. Card	PX8251A5BA	\$10,908
PX 8000 Meter, AC, w/ VAUX & I/O Card	PX8251A5AB	\$10,383
PX 8000 Meter, AC, w/ VAUX, Com. Exp. & I/O Cards	PX8251A5BB	\$11,537
PX 8000 Meter, AC, w/ VAUX & 1GB CF	PX8251A6AA	\$10,278
PX 8000 Meter, AC, w/ VAUX, 1GB CF, Com. Exp. Card	PX8251A6BA	\$11,432
PX 8000 Meter, AC, w/ VAUX, 1GB CF & I/O Card	PX8251A6AB	\$10,907
PX 8000 Meter, AC, w/ VAUX, 1GB CF, Com. Exp. & I/O Cards	PX8251A6BB	\$12,061

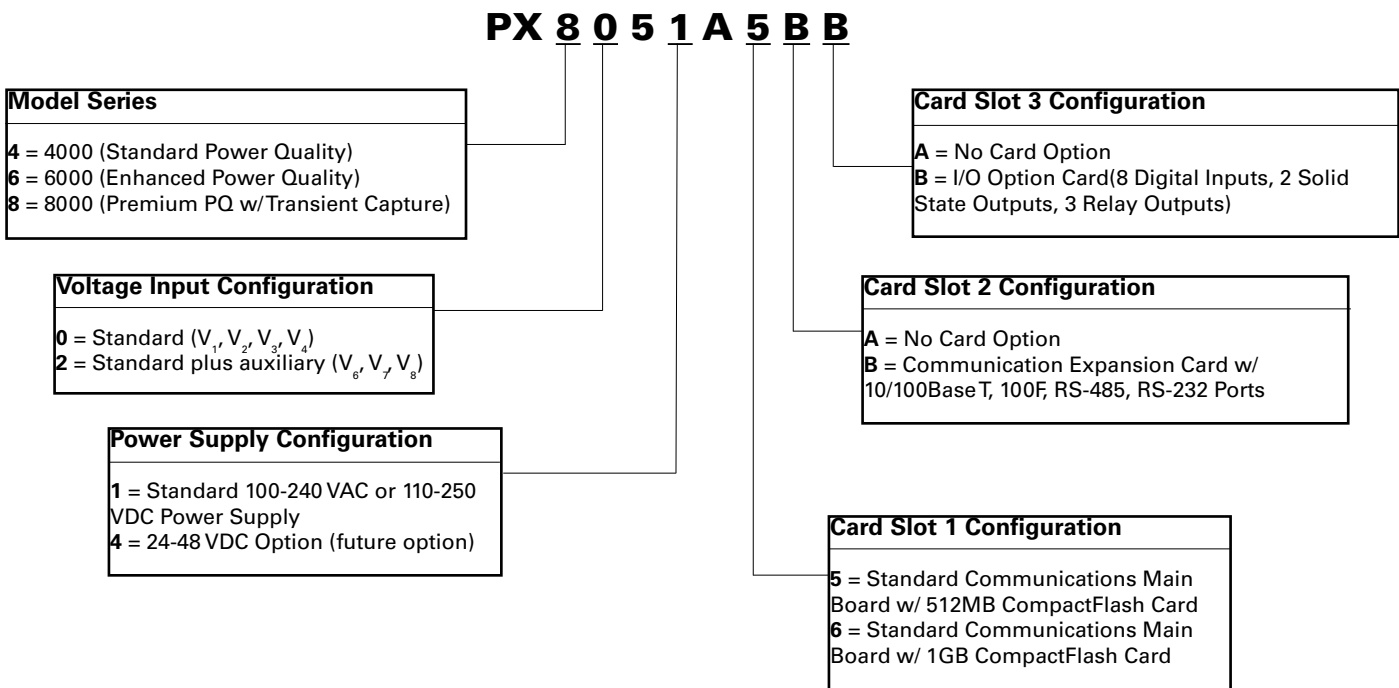
POWER XPERT 4000/6000/8000 METERS

Power Quality Metering Products (continued)

POWER XPERT 4000/6000/8000 ACCESSORIES

	Part Number	List Price
Digital I/O Card: 8 Digital Input, 2 Solid-State Output, 3 Relay Output	PXIO-B	\$629
Communications Expansion Card: ethernet 100FX, 10/100T, RS-485, RS-232	PXCE-B	\$1,154
Graphic Display Module	PXD-MMG	\$1,679
Panel mounting bracket assembly for back-to-back meter to graphic display mounting	PX-PMBA	\$209
Panel mounting bracket assembly for retrofitting a graphic display to an IQ Analyzer cutout	PX-PMBB	\$157
Panel mounting bracket assembly for reduced graphic display rear clearance	PX-PMBC	\$157
1GB Compact Flash Card	PX-1GBCF	\$524

Power Xpert 4000/6000/8000 Meter Catalog Numbering System



Example 1: **PX8251A5BB** (PX 8000 Meter, w/ VAUX, Std pwr, 512MB CF, Com. Exp. & I/O Cards)

Example 2: **PX6251A6BA** (PX 6000 Meter, w/ VAUX, Std pwr, 1GB CF, Com. Exp. Card)

SOFTWARE

Software Products

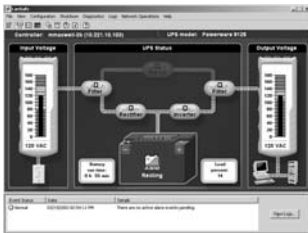
Delivering a full line of software, strategic equipment, and connectivity devices, Eaton provides the perfect solution. Implementing these key components along with our UPS products allows you to get the most out of your power protection system.

Powerware Software Suite



Providing the highest level of availability to vital network equipment is a top priority. Because a variety of communication methods are used to monitor network equipment, realizing that goal requires thorough planning, careful design, and the right power management software. Arriving bundled with every Powerware UPS the Software Suite CD incorporates user-friendly features including our Software Wizard to guide through software selection and installation. The Software Suite includes Powerware LanSafe Power Management Software and a 30-day trial version of PowerVision® software.

Powerware LanSafe Software POWER MANAGEMENT SOFTWARE FOR NETWORK SHUTDOWN



The Powerware LanSafe software comes free of charge with the Powerware UPSs to monitor UPS status and gracefully shutdown or restart the systems connected to that UPS during an extended power failure. In addition, it introduces a number of revolutionary features to simplify UPS monitoring and management.

Features and Benefits

- Stealth Mode Operation
- Cost Savings Calculator
- Animated UPS PowerScope View
- History Calendar and ControlRoom Views
- Separate views for single- and three-phase UPSs
- Event History Summary
- Battery replacement warning
- Power On/Off scheduling via calendar
- UPS Load Segment (receptacle) Control
- Local/Remote UPS Power On/Off
- Automatic, graceful shut down with work in progress saving, during an extended power failure

Eaton Power Xpert Software

Eaton's Power Xpert software system provides complete monitoring of the entire power chain. Including the capability to analyze power quality, manage power costs, track and schedule maintenance, receive early warning about potential problems, troubleshoot and increase productivity.



Product Snapshot

- Comprehensive software for system-level management of power infrastructure
- Real-time data collection and archiving capability
- Runs on any Ethernet network
- Web-enabled displays for individual devices as well as entire power chain

Features and Benefits

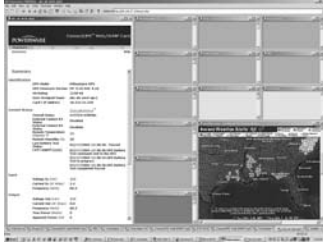
- **Modular, scalable architecture**
Add capabilities and devices as the power chain expands
- **Data trending and graphing**
Detailed information for troubleshooting, problem prevention and cost savings
- **Web-based views**
Access critical information from any location via a Web browser
- **Wide array of advanced options**
Includes enabling monitoring of third-party devices, graphical modeling of floor plan, and power quality analysis and waveform views

SOFTWARE

Software Products (*continued*)

MultiView

DESKTOP POWER MANAGEMENT AND NETWORK MONITORING TOOL



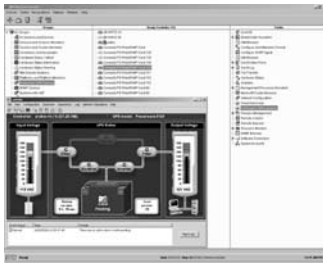
Delivering a strong power management and network monitoring tool to your desktop, the Powerware MultiView UPS software program is a Web browser for Microsoft Windows® 98, Me, Windows NT®, 2000, or XP. This program uses Internet Explorer while increasing the functionality of your current browser.

Features and Benefits

- Allows user to view multiple Web sites at once within a single browser window
- Can look for and automatically add to that screen, the browser pages of connected ConnectUPS Web/SNMP Cards from Powerware UPSs, as well as the Status@aGlance™ page from Powerware LanSafe v5 software
- Powerware MultiView software provides simultaneous monitoring of multiple ConnectUPS and -BD cards from a single console

Powerware Extensions for IBM Director

NETWORK MANAGEMENT SYSTEM INTEGRATION SOFTWARE



The extensions for IBM Director considerably simplify network management tasks for UPSs by allowing system administrators to monitor, diagnose, configure, set alarms, schedule self-tests, check battery, gather inventory information, and control Powerware UPSs network-wide from a single console within IBM Director.

Features and Benefits

- Seamless integration of UPSs into the IBM Director Management Console
- UPS inventory management
- UPS event and alarm management
- UPS load segment control
- UPS reboot and scheduled shutdown
- Network-wide UPS battery test
- Standard RFC1628.HIB, Powerware standard STDUPS1.MIB, and PowerMIB XUPS.MIB support
- SNMP GET and SET commands support
- SNMP trap forwarding support
- Central log for UPS events
- IBM Director Upward Integration
- IBM Server Proven Certified solution

SOFTWARE

Software Products (continued)

EATON POWER XPERT SOFTWARE

	Part Number	List Price***
Power Xpert Software Modules		
The Package edition of Power Xpert Server Core software includes virtually unlimited support for all of Eaton's electrical devices in quantity and in product type. See support list of devices for details. Product includes DVD, License Certificate, and printed user guides	PXSERVERCOREPK	\$1,943
The DVD edition of Power Xpert Server Core software includes virtually unlimited support for all of Eaton's electrical devices in quantity and in product type. See support list of devices for details. Product includes DVD, and License Certificate	PXSERVERCOREDVD	\$1,838
Power Xpert Layout Manager	PXSLAYOUTMGR	\$5,250
Power Xpert Quality Manager	PXQUALITYMGR	\$5,250
Power Xpert Modbus TCP Connector	PXSMODBUSCONN	\$5,250
Power Xpert SNMP Connector	PXSSNMPCONN	\$5,250
Power Xpert User Manual Set (Power Xpert Server Core, Layout Manager, Quality Manager, Modbus TCP Connector, and SNMP Connector)	PXSMANSET	\$263
Value Packages		
Power Xpert Engineer package (includes Server Core, Layout Manager, and Quality Manager)	PXSENGPK	\$11,550
Power Xpert SNMP package (includes Server Core, Layout Manager, and SNMP Connector)	PXSSNMPPK	\$11,550
Power Xpert Modbus TCP package (includes Server Core, Layout Manager, and Modbus TCP Connector)	PXSMODTCPK	\$11,550
Power Xpert total package (includes Server Core, Layout Manager, Quality Manager, Modbus TCP Connector, and SNMP Connector)	PXSTOTALPK	\$21,000

POWERSHIELD v4.x SOFTWARE PRODUCTS

	Part Number	List Price***
PowerShield Network Edition License *includes built-in multiple server OS shutdown (unlimited)	165200132	\$661
Available Options Include:		
Environmental Monitoring Probe	116750224-001	\$220
Secure Web Server Option License	165200140	\$335
PowerShield Enterprise Manager License	165200138	\$3,863
(Note: Requires either PowerShield Network or Facility Edition License)		
PowerShield Facility Edition License		
*includes built-in multiple server OS shutdown (unlimited)	165200134	\$2,761
Available Options Include:		
**PowerShield DAT	103003780	\$1,879
Wall Kit Option for PowerShield DAT	103003916	\$335
Environmental Monitoring Probe	116750224-001	\$220
Secure Web Server Option	165200140	\$335
Modbus Gateway Option	165200142	\$2,204
Notes: *All PowerShield software and OS shutdown agents are available on the Software Suite CD and also for free download from www.powerware.com . See website for details on latest operating system support. **PowerShield Facility Edition provides the ability to connect to and monitor multiple PowerShield DATs connected to the local area network at no additional charge.		
*** List price is for concurrent purchases only. Contact the inside sales team at 800.356.5794 for pricing if you are not also purchasing a UPS.		
Upgrade License from PowerShield v3.x to PowerShield Facility Edition	165200136	\$1,879

PowerShield v3.x Software Products

(Note: Available for limited time only, replaced with PowerShield v4 products shown above)

CONNECTIVITY

Connectivity Products

Eaton's connectivity products are accessory hardware options used to provide Powerware UPS products to external communication devices. We offer a variety of connectivity products to ensure communication compatibility with a variety of external devices through the Web, serial, USB, relays, or SNMP.

ConnectUPS Web/SNMP Devices SOLUTIONS FOR THE CHANGING GLOBAL CUSTOMER LANDSCAPE

The ConnectUPS-X, ConnectUPS-BD, and ConnectUPS-E Web/SNMP devices are designed for the rigorous task of managing the UPS that protects equipment and the critical data residing throughout the network.



Features and Benefits

- Monitoring via Web (computer, PDA, or cell phone) or via SNMP (Network Management System) provides easy, anytime, anywhere access
- Built-in three port switching hub (in X-Slot version) adds three 10/100 Mbps power connected network connections with no additional expense
- Alarm notification through any combination of e-mail, SNMP traps, or network message speeds corrective action
- Integrated NetWatch Client software provides graceful, unattended shutdown of computer operating systems in the event of an extended power failure
- Powerware MultiView software provides simultaneous UPS monitoring through multiple ConnectUPS-X, -BD, and -E cards from a single computer console
- SSL and SSH encryption and authentication
- Automatic local language detection and support; Spanish, Chinese, German, Italian, French, and Portuguese among others



Powerware Expansion Chassis & Modbus Card INCREASING THE FLEXIBILITY OF UPS MONITORING & MANAGEMENT

The Expansion Chassis is a three-slot peripheral device that expands communication methods for a UPS through its support for X-Slot cards. It is pre-configured with the Powerware Modbus card, which serves as the interface to Modbus networks and as the integral communications controller for the other two slots.

Features and Benefits

- Creates an array of communication options for Powerware UPSs
- Serves as the framework for protocol conversion via compatible X-Slot cards to: Modbus, SNMP, and HTTP
- Add expanded communication support for a wide range of UPS models: Powerware 5115, 5125, 9120, 9125, 9170+, 9315, and 9355
- Flexible mounting options (via included feet, rack or wall-mounting kits); redundant power inputs
- Alarm notification speeds corrective action through any combination of e-mail, SNMP traps, or NetWatch Client software
- Compatible with X-Slot cards: Modbus Card (one included), ConnectUPS-X Web/SNMP Card, Single Port Serial Card, and Multi-Server Card



Multi-Server Card & Relay Interface Cards OUT-OF-BAND COMMUNICATIONS AND NOTIFICATION OF UPS ALARM STATUS

The Multi-Server Card provides out-of-band serial communications with Powerware LanSafe software when Ethernet connectivity is not available or required. Load segment control is mapped to specific serial ports on the card to provide selective control over critical loads. The Relay Interface Cards provide simple alarm notification via isolated contacts to signal remote alarm panels or security systems in the event of a change of state in UPS operation.

Features and Benefits

- Provides out-of-band communication methods via RS-232 serial communications or isolated Form-C relay contacts
- Multi-Server Card connects up to three servers for monitoring and graceful shutdown; supports load segment control and RS-232 signals for low battery and AC Fail
- Relay Interface Card provides isolated dry contact Form-C relay outputs for Utility failure, Low battery, UPS alarm/OK, and On bypass
- User-selectable normally open (NO) or normally closed (NC) contacts
- Shutdown function to remotely shutdown UPS in the event of an emergency
- IBM AS/400 computer port (DB-15)
- Terminal block outputs available on X-Slot card
- Works with any Powerware UPS equipped with an X-Slot communication bay, in addition to the Powerware 9120 and Powerware 9170+

CONNECTIVITY

Connectivity Products *(continued)*

Environmental Monitoring Probe UPS Connectivity Device

The Environmental Monitoring Probe (EMP) enables you to remotely monitor environmental conditions as easily as you monitor power conditions. Using a standard Web browser, you can view the ambient temperature and humidity of the remote environment, as well as the status of two additional contact devices, such as a smoke detector or open-door sensor.



Features and Benefits

- Monitors temperature, humidity, and status of two contacts/sensors
- Works with any Powerware UPS with any ConnectUPS Web/SNMP card
- Can be located up to 20 meters (65.6 feet) from the UPS
- Measures ambient temperatures between -20°C and 80°C
- Measures relative humidity between 10 and 90 percent
- Displays status on Web page, IP phone or PDA, or network management system
- Auto-sends alarms via e-mail, PCS phone, or pager
- Warranty (US and Canada): 2-year limited warranty, option for enhanced warranty

PowerVision Data Acquisition Terminal REVOLUTIONIZING THE WAY MISSION CRITICAL EQUIPMENT IS MONITORED OVER AN ETHERNET NETWORK



The PowerVision DAT is a connectivity device created exclusively for PowerVision Facility Edition software. The PowerVision DAT provides an easy to use LCD front panel menu display to allow installing electrician's to be able to program the alarm names for up to 16 different relay contact inputs from various equipment types such as: generators, static switches, PDUs, or air conditioners for automatic display in the PowerVision Facility Edition software over an Ethernet network.

Features and Benefits

- Assists installation and configuration with easy to use built-in front panel LCD display
- Consolidates monitoring of multiple equipment types using 16 relay contact inputs
- Analyze trends using the graphing and statistical report functions found in PowerVision Facility Edition software
- Versatile mounting methods using standard rackmount hardware or optional wall kit

CONNECTIVITY PRODUCTS

	Web SNMP Products			Environmental Monitoring Products	PowerVision Connectivity Products
	ConnectUPS-X	ConnectUPS-BD	ConnectUPS-E	EMP	PowerVision DAT
Part Number	116750221-001	116750222-001	116750223-001	116750224-001	103003780
Powerware 5115 (1U Rackmount)	•			•	
Powerware 5125	•			•	
Powerware 9120		•		•	
Powerware 9125	•			•	
Powerware 9140	•			•	
Powerware 9155	•			•	
Powerware 9170+		•		•	
Powerware BladeUPS	•			•	
Powerware 9355	•			•	
Expansion Chassis	•			•	
ConnectUPS-X				•	
ConnectUPS-BD				•	
ConnectUPS-E				•	
Environmental Monitoring Probe	•	•	•		•
PowerVision DAT				•	
LanSafe v5.x	•	•	•	•	
PowerVision v4.x Network Edition	•	•	•	•	
PowerVision v4.x Facility Edition	•	•	•	•	•

CONNECTIVITY

Connectivity Products (*continued*)

OTHER CONNECTIVITY PRODUCTS

Relay Products	Relay Card (X-Slot)	Relay Card (BD)	Modem Card	Industrial Relay & Display X-Slot Card
Part Number	1018460	1014018	1019017	103003055
Powerware 5115 (1U RM)	•			
Powerware 5125	•			
Powerware 9120		•		
Powerware 9125	•			
Powerware 9140	•			
Powerware 9155	•			•
Powerware 9170+		•		
Powerware 9355	•		•	•
Expansion Chassis				

Note: (1) Industrial Relay Card Required (P/N: 103003055).

Note: Reference page 40 for FERRUPS options.

Note: You can have up to two optional connectivity cards installed.

OTHER CONNECTIVITY PRODUCTS (*continued*)

	Serial Cards		Integration Products	
	Multi-Server Card	ConnectUPS-X Web/SNMP Card	Modbus Card	Environmental Probe ¹
Part Number	05146447-5502	116750221-001	103002510-5501	116750224-001
Powerware 5115 (1U) RM	•		•	
Powerware 5125	•		•	
Powerware 9120				
Powerware 9125	•		•	
Powerware 9140	•		•	
Powerware 9155	•	•	•	•
Powerware 9170+			•	
Powerware 9355		•	•	
Expansion Chassis	•		Included	

Note: (1) Requires ConnectUPS Web/SNMP device.

Note: Reference page 40 for FERRUPS options.

Note: You can have up to two optional connectivity cards installed.

CONNECTIVITY

Connectivity Options

WEB/SNMP PRODUCTS

	Part Number	List Price
ConnectUPS-X Web/SNMP Card	116750221-001	\$335
ConnectUPS-BD Web/SNMP Card	116750222-001	\$335
ConnectUPS-E Web/SNMP Adapter	116750223-001	\$493
Environmental Monitoring Probe (Requires ConnectUPS Web/SNMP device)	116750224-001	\$220

INTEGRATION PRODUCTS (PROVIDES EXPANDED CONNECTIVITY & OPEN SYSTEM INTEGRATION)

	Part Number	List Price
Expansion Chassis (with Modbus Card)	05147063	\$1,658
Modbus Card	103002510-5501	\$661
Multi-Server Card	05146447-5502	\$661
Slimline serial cable	124102022-002	\$62
X-Slot Modem Card	05146288-5501	\$314

POWERSHIELD CONNECTIVITY PRODUCTS

	Part Number	List Price
PowerShield DAT	103003780	\$1,879
Wall Kit Option for PowerShield DAT	103003916	\$335
Environmental Monitoring Probe	116750224-001	\$220

RELAY INTERFACE PRODUCTS (REMOTE MONITORING THROUGH FORM-C CONTACTS AND IBM AS/400)

	Part Number	List Price
Relay Card - BD (AS/400 Compatible)	1014018	\$146
Relay Card - X-Slot (AS/400 Compatible)	1018460	\$146
AS/400 cables for relay cards 1014018 and 1018460		
AS/400 model 9406	DB15-DB9 25-ft.	103004349-5501 \$62
	DB15-DB9 75-ft.	103004347-5501 \$104
AS/400 model 9404	DB15-DB15 25-ft.	103004348-5501 \$62
	DB15-DB15 75-ft.	103004346-5501 \$104
Industrial Relay and Display Drive Card; 5A @ 250V	103003055	\$335
Provides (4) Form-C Relay contacts for integrating UPS alarms into security and alarm systems. Also provides signal information for the Remote Monitor Display Panel (part number 103002687-001).		
Splitter Cable	124102028-001	\$158
Relay/Serial Card	103004741-5591	\$314

REMOTE MONITORING PANELS (PROVIDES REMOTE MONITORING OF UPS STATUS)

	Part Number	List Price
Remote Monitor Display Panel (Requires Industrial Relay and Display Drive Card Part Number 103003055)	103002687-001	\$335

SOFTWARE SUITE CD

Bundled free-of-charge with Powerware UPSs (contains: Powerware LanSafe software, 30-day trial version of PowerVision, Powerware Shutdown Agent, NetWatch Client software, MultiView and Powerware Extensions for IBM Director)	05146745-0005	\$220
---	---------------	-------

INTEGRATION SOFTWARE

IBM Director Snap-in: Network Management System (NMS) software	powerware.com	Free-of-charge
MultiView Software: Browser-based multiple UPS monitoring software	powerware.com	Free-of-charge

RESIDENTIAL PRODUCTS

Residential Surge Products

Stage 1 - CHSPTM Series

PRIMARY PROTECTION FOR SERVICE ENTRANCE

The best place to install surge protection is at the electrical entrance point to your home. The service entrance (loadcenter or breaker panel) is often where ac, telephone, lines and cable lines are located. Applying a CHSP product to your service entrance (Stage 1) will reduce a voltage surge to an acceptable level for appliances and surge strips. For added protection, it is recommended that you install surge protection for your cable and telephone lines at the service entrance. The benefit of installing these products is that your ac, cable and telephone lines will all have the same ground potential, in one common location, for passing the surge away from your equipment.



RESIDENTIAL SURGE PRODUCTS - CHSPTM SERIES

Series	Part Number	Total Joules	Maximum Surge Current	Features	Protection Level/Application	List Price
Micro Series	CHSPMICRO	750	37,500 Amps	20,000 Amps	Basic surge protection for appliances	\$185
Max Series	CHSPMAX	1500	75,000 Amps	50,000 Amps	Standard surge protection for major appliances and home electronics	\$319
Ultra Series	CHSPULTRA	3500	175,000 Amps	75,000 Amps	Ultimate surge protection for major appliances, home electronics, computers/home office and entertainment systems	\$590
3-Way Series	CHSPCHSR4P	3500	175,000 Amps	75,000 Amps	Standard 3-way protection (ac power, phone, cable) for all home electronic equipment	\$670

ACCESSORIES

SurgeTrap™ products for telephone, fax, modem, Ethernet and cable

Series	Part Number	Total Joules	Maximum Surge Current	Features	Protection Level/Application	List Price
SurgeCable	DCXCAB2		20,000 Amps	2 Cable/Satellite lines	Surge protection for incoming cable TV, satellite and cable modem services	\$207
SurgeTel	CHW4PT		80,000 Amps	4 Telephone lines	Surge protection for incoming telephone, modem and DSL service	\$206
SurgeEthernet	DRJ45D30R		N/A	Protection for high-speed Internet connections	Surge protection for home computer networks (RJ45 connectors)	\$274
Rackmount Surge Protection	SGXRM19BTL	1575		84 kVA	9 outlet; 19" rackmount surge protector with 15 Amp twistlock; 330V clamping; 12 foot cord	\$798

RESIDENTIAL PRODUCTS

Residential Surge Products (continued)

Stage 2 - Surge Strip Series SECONDARY PROTECTION FOR POINT-OF-USE

A quality Cutler-Hammer SurgeTrap surge strip is recommended for sensitive electronic loads like computers or entertainment centers. Using a SurgeTrap surge strip (Stage 2) reduces any voltage remnant down to an acceptable level.



RESIDENTIAL SURGE PRODUCTS - SURGE STRIP SERIES

Series	Part Number	Total Joules	Maximum Surge Current	Features	Protection Level/Application Micro Series	
	SGXMICRONET1	600	48,000 Amps	1 outlet, wallmount 5-15R	Entry level protection for ac Power + Telephone/Modem	\$83
	SGXMICRONET6	900	72,000 Amps	6 outlet, wallmount 5-15R	Entry level protection for ac Power + Telephone/Modem	\$104
	SGXMICROTV6	900	72,000 Amps	6 outlet, wallmount 5-15R	Entry level protection for ac Power + Cable TV	\$104
	SGXMICROAC6	900	72,000 Amps	6 outlet, wallmount 5-15R	Entry level protection for ac power (only)	\$96
Max Series						
	SGXMAXNET	975	90,000 Amps	7 Outlet; 5-15R; 6' power cord; Transformer spacing	Mid level protection for ac Power + Telephone/Modem	\$132
	SGXMAXTV	975	90,000 Amps	7 Outlet; 5-15R; 6' power cord; Transformer spacing	Mid level protection for ac Power + Cable TV	\$137
	SGXMAXAC	975	90,000 Amps	7 Outlet; 5-15R; 6' power cord; Transformer spacing	Mid level protection for ac power (only)	\$104
Ultra Series						
	SGXULTNET	1575	105,000 Amps	8 Outlet; 5-15R; 6' power cord, transformer spacing	Advanced protection for ac Power + Telephone/Modem	\$207
	SGXULTTV	1575	105,000 Amps	8 Outlet; 5-15R; 6' power cord, transformer spacing	Advanced protection for ac Power + Cable TV	\$207
	SGXULT3WAY	1575	105,000 Amps	10 Outlet; 5-15R; 6' power cord, transformer spacing	Advanced protection for computers, printers, power, telephone/modem, cable TV and DBS satellite	\$275
	SGXULTAC	1575	105,000 Amps	8 Outlet; 5-15R; 6' power cord, transformer spacing	Advanced protection for ac power (only)	\$161
Construction Series						
	SGXCONST6	750	19,500 Amps	6 Outlet; 5-15R; metal heavy duty; cord management system, transformer spacing	Advanced duty protection for the job site and home construction ac Power (only)	\$91
	SGXCONST8	750	19,500 Amps	8 Outlet; 5-15R; metal heavy duty; cord management system, transformer spacing	Advanced duty protection for the job site and home construction ac Power (only)	\$132

RESIDENTIAL PRODUCTS

Portable Generators

When utility power is disrupted, take charge of your situation. Make your own electrical power automatically with a Cutler-Hammer Portable Generator from Eaton.

3250 Watt Portable Generator (4550 Starting Watts)

- 8" wheels for extra mobility
- Full power locking outlet provides secure connection while delivering maximum power
- Lo-Tone muffler keeps noise levels to a minimum
- Circuit breaker protection protects generator circuits from overload



5500 Watt Portable Generator (8500 Starting Watts)

- Extended run time per tank of fuel
- Flip-up outlet cover keeps outlets clean and protected
- Fold down handle for compact storage and transportation
- 10" pneumatic wheels for all-terrain mobility
- Power surge alternator allows you to start up several motor-driven items
- Fuel gauge allows you to keep track of fuel levels
- Low oil protection keeps generator from starting if oil levels drop too low
- Super silencer muffler keeps noise to minimum levels
- Spark arrest muffler provides added safety
- Circuit breaker protection protects generator circuits from overload



7000 Watt Portable Generator (12,250 Starting Watts)

- Extended run time per tank of fuel
- Push button electronic start
- Fold down handle for compact storage and transportation
- 10" pneumatic wheels for all-terrain mobility
- Full power locking outlet provides secure connection while delivering maximum power.
- Lo-Tone muffler keeps noise levels to a minimum
- Circuit breaker protection protects generator circuits from overload
- Full pressure lubrication ensure long engine life
- Pressurized low oil shutdown system automatically shuts down the engine if oil pressure drops too low
- Battery charging capabilities allows 12 Vdc charging of batteries



PORTABLE GENERATORS - 3250, 5500, 7000 WATT

Model Number	Outlets	Running Watts	Starting Watts	Engine	Start	Fuel Tank	Runtime	Arrest Muffler	List Price
1653CH	(2) 5-20R; (1) L5-30R	3250	4550	OHV	Manual Start	1 Gallon	2.72 hours (at 1/2 load)	Quiet Spark	\$1,134
30241	(4) 5-20R; (1) L14-30R	5550	8550	OHV	Easy Start (Manual)	7 Gallon	13 hours (at 1/2 load)	Ultra-Quiet Spark	\$1,752
1894CH	(4) 5-20R; (1) L14-30R	7000	12,250	OHV	Electric Start	7 Gallon	8 hours (at 1/2 load)	Ultra-Quiet Spark	\$2,860

SURGE PROTECTION PXL



NEMA 1/3R ENCLOSURE

Voltage	Part Number	Dimensions (H x W x D, inches)	Weight (lb)	List Price	Part Number	Dimensions (H x W x D, inches)	Weight (lb)	List Price
PXL 100 (100kA/phase surge rating)								
Premium Diagnostics		"K" option - No Integral Disconnect			"M" option - Integral Disconnect			
208/120 Wye Three-phase (4W + G)	PXL100208YPK	16.0 x 11.0 x 4.0	21	\$1,320	PXL100208YPM	25.0 x 14.0 x 8.0	40	\$1,640
120/240 Single Split-phase (3W + G)	PXL100240SPK	16.0 x 11.0 x 4.0	21	\$1,430	PXL100208SPM	25.0 x 14.0 x 8.0	40	\$1,750
240 Delta (3W + G)	PXL100240DPK	16.0 x 11.0 x 4.0	21	\$1,540	PXL100208DPM	25.0 x 14.0 x 8.0	40	\$1,860
480 Delta (3W + G)	PXL100480DPK	16.0 x 11.0 x 4.0	21	\$1,540	PXL100208DPM	25.0 x 14.0 x 8.0	40	\$1,860
480/277 Wye Three-phase (4W + G)	PXL100480YPK	16.0 x 11.0 x 4.0	21	\$1,540	PXL100208YPM	25.0 x 14.0 x 8.0	40	\$1,860
Standard Diagnostics		"K" option - No Integral Disconnect			"M" option - Integral Disconnect			
208/120 Wye Three-phase (4W + G)	PXL100208YSK	16.0 x 11.0 x 4.0	21	\$1,095	PXL100208YSM	25.0 x 14.0 x 8.0	40	\$1,415
120/240 Single Split-phase (3W + G)	PXL100240SSK	16.0 x 11.0 x 4.0	21	\$1,205	PXL100208SSM	25.0 x 14.0 x 8.0	40	\$1,525
240 Delta (3W + G)	PXL100240DSK	16.0 x 11.0 x 4.0	21	\$1,315	PXL100208DSM	25.0 x 14.0 x 8.0	40	\$1,635
480 Delta (3W + G)	PXL100480DSK	16.0 x 11.0 x 4.0	21	\$1,315	PXL100208DSM	25.0 x 14.0 x 8.0	40	\$1,635
480/277 Wye Three-phase (4W + G)	PXL100480YSK	16.0 x 11.0 x 4.0	21	\$1,315	PXL100208YSM	25.0 x 14.0 x 8.0	40	\$1,635
PXL 120 (120kA/phase surge rating)								
Premium Diagnostics		"K" option - No Integral Disconnect			"M" option - Integral Disconnect			
208/120 Wye Three-phase (4W + G)	PXL120208YPK	16.0 x 11.0 x 4.0	21	\$1,540	PXL120208YPM	25.0 x 14.0 x 8.0	40	\$1,940
120/240 Single Split-phase (3W + G)	PXL120240SPK	16.0 x 11.0 x 4.0	21	\$1,670	PXL120208SPM	25.0 x 14.0 x 8.0	40	\$2,070
240 Delta (3W + G)	PXL120240DPK	16.0 x 11.0 x 4.0	21	\$1,805	PXL120208DPM	25.0 x 14.0 x 8.0	40	\$2,205
480 Delta (3W + G)	PXL120480DPK	16.0 x 11.0 x 4.0	21	\$1,805	PXL120208DPM	25.0 x 14.0 x 8.0	40	\$2,205
480/277 Wye Three-phase (4W + G)	PXL120480YPK	16.0 x 11.0 x 4.0	21	\$1,805	PXL120208YPM	25.0 x 14.0 x 8.0	40	\$2,205
Standard Diagnostics		"K" option - No Integral Disconnect			"M" option - Integral Disconnect			
208/120 Wye Three-phase (4W + G)	PXL120208YSK	16.0 x 11.0 x 4.0	21	\$1,315	PXL120208YSM	25.0 x 14.0 x 8.0	40	\$1,715
120/240 Single Split-phase (3W + G)	PXL120240SSK	16.0 x 11.0 x 4.0	21	\$1,445	PXL120208SSM	25.0 x 14.0 x 8.0	40	\$1,845
240 Delta (3W + G)	PXL120240DSK	16.0 x 11.0 x 4.0	21	\$1,580	PXL120208DSM	25.0 x 14.0 x 8.0	40	\$1,980
480 Delta (3W + G)	PXL120480DSK	16.0 x 11.0 x 4.0	21	\$1,580	PXL120208DSM	25.0 x 14.0 x 8.0	40	\$1,980
480/277 Wye Three-phase (4W + G)	PXL120480YSK	16.0 x 11.0 x 4.0	21	\$1,580	PXL120208YSM	25.0 x 14.0 x 8.0	40	\$1,980
PXL 160 (160kA/phase surge rating)								
Premium Diagnostics		"K" option - No Integral Disconnect			"M" option - Integral Disconnect			
208/120 Wye Three-phase (4W + G)	PXL160208YPK	16.0 x 11.0 x 4.0	21	\$1,980	PXL160208YPM	25.0 x 14.0 x 8.0	40	\$2,480
120/240 Single Split-phase (3W + G)	PXL160240SPK	16.0 x 11.0 x 4.0	21	\$2,155	PXL160208SPM	25.0 x 14.0 x 8.0	40	\$2,655
240 Delta (3W + G)	PXL160240DPK	16.0 x 11.0 x 4.0	21	\$2,331	PXL160208DPM	25.0 x 14.0 x 8.0	40	\$2,831
480 Delta (3W + G)	PXL160480DPK	16.0 x 11.0 x 4.0	21	\$2,331	PXL160208DPM	25.0 x 14.0 x 8.0	40	\$2,831
480/277 Wye Three-phase (4W + G)	PXL160480YPK	16.0 x 11.0 x 4.0	21	\$2,331	PXL160208YPM	25.0 x 14.0 x 8.0	40	\$2,831
Standard Diagnostics		"K" option - No Integral Disconnect			"M" option - Integral Disconnect			
208/120 Wye Three-phase (4W + G)	PXL160208YSK	16.0 x 11.0 x 4.0	21	\$1,755	PXL160208YSM	25.0 x 14.0 x 8.0	40	\$2,255
120/240 Single Split-phase (3W + G)	PXL160240SSK	16.0 x 11.0 x 4.0	21	\$1,930	PXL160208SSM	25.0 x 14.0 x 8.0	40	\$2,430
240 Delta (3W + G)	PXL160240DSK	16.0 x 11.0 x 4.0	21	\$2,106	PXL160208DSM	25.0 x 14.0 x 8.0	40	\$2,606
480 Delta (3W + G)	PXL160480DSK	16.0 x 11.0 x 4.0	21	\$2,106	PXL160208DSM	25.0 x 14.0 x 8.0	40	\$2,606
480/277 Wye Three-phase (4W + G)	PXL160480YSK	16.0 x 11.0 x 4.0	21	\$2,106	PXL160208YSM	25.0 x 14.0 x 8.0	40	\$2,606
PXL 200 (200kA/phase surge rating)								
Premium Diagnostics		"K" option - No Integral Disconnect			"M" option - Integral Disconnect			
208/120 Wye Three-phase (4W + G)	PXL200208YPK	16.0 x 11.0 x 4.0	21	\$2,420	PXL200208YPM	25.0 x 14.0 x 8.0	40	\$3,070
120/240 Single Split-phase (3W + G)	PXL200240SPK	16.0 x 11.0 x 4.0	21	\$2,640	PXL200208SPM	25.0 x 14.0 x 8.0	40	\$3,290
240 Delta (3W + G)	PXL200240DPK	16.0 x 11.0 x 4.0	21	\$2,860	PXL200208DPM	25.0 x 14.0 x 8.0	40	\$3,510
480 Delta (3W + G)	PXL200480DPK	16.0 x 11.0 x 4.0	21	\$2,860	PXL200208DPM	25.0 x 14.0 x 8.0	40	\$3,510
480/277 Wye Three-phase (4W + G)	PXL200480YPK	16.0 x 11.0 x 4.0	21	\$2,860	PXL200208YPM	25.0 x 14.0 x 8.0	40	\$3,510

SURGE PROTECTION

PXL (continued)

NEMA 1/3R ENCLOSURE

Voltage	Part Number	Dimensions (H x W x D, inches)	Weight (lb)	List Price	Part Number	Dimensions (H x W x D, inches)	Weight (lb)	List Price
PXL 200 (200kA/phase surge rating) (continued)								
Standard Diagnostics		"K" option - No Integral Disconnect			"M" option - Integral Disconnect			
208/120 Wye Three-phase (4W + G)	PXL200208YSK	16.0 x 11.0 x 4.0	21	\$2,195	PXL200208YSM	25.0 x 14.0 x 8.0	40	\$2,845
120/240 Single Split-phase (3W + G)	PXL200240SSK	16.0 x 11.0 x 4.0	21	\$2,415	PXL200208SSM	25.0 x 14.0 x 8.0	40	\$3,065
240 Delta (3W + G)	PXL200240DSK	16.0 x 11.0 x 4.0	21	\$2,635	PXL200208DSM	25.0 x 14.0 x 8.0	40	\$3,285
480 Delta (3W + G)	PXL200480DSK	16.0 x 11.0 x 4.0	21	\$2,635	PXL200208DSM	25.0 x 14.0 x 8.0	40	\$3,285
480/277 Wye Three-phase (4W + G)	PXL200480YSK	16.0 x 11.0 x 4.0	21	\$2,635	PXL200208YSM	25.0 x 14.0 x 8.0	40	\$3,285
PXL 250 (250kA/phase surge rating)								
Premium Diagnostics		"K" option - No Integral Disconnect			"M" option - Integral Disconnect			
208/120 Wye Three-phase (4W + G)	PXL250208YPK	18.0 x 13.0 x 4.0	24	\$2,970	PXL250208YPM	25.0 x 14.0 x 8.0	40	\$3,720
120/240 Single Split-phase (3W + G)	PXL250240SPK	18.0 x 13.0 x 4.0	24	\$3,245	PXL250208SPM	25.0 x 14.0 x 8.0	40	\$3,995
240 Delta (3W + G)	PXL250240DPK	18.0 x 13.0 x 4.0	24	\$3,520	PXL250208DPM	25.0 x 14.0 x 8.0	40	\$4,270
480 Delta (3W + G)	PXL250480DPK	18.0 x 13.0 x 4.0	24	\$3,520	PXL250208DPM	25.0 x 14.0 x 8.0	40	\$4,270
480/277 Wye Three-phase (4W + G)	PXL250480YPK	18.0 x 13.0 x 4.0	24	\$3,520	PXL250208YPM	25.0 x 14.0 x 8.0	40	\$4,270
Standard Diagnostics		"K" option - No Integral Disconnect			"M" option - Integral Disconnect			
208/120 Wye Three-phase (4W + G)	PXL250208YSK	18.0 x 13.0 x 4.0	24	\$2,745	PXL250208YSM	25.0 x 14.0 x 8.0	40	\$3,495
120/240 Single Split-phase (3W + G)	PXL250240SSK	18.0 x 13.0 x 4.0	24	\$3,020	PXL250208SSM	25.0 x 14.0 x 8.0	40	\$3,770
240 Delta (3W + G)	PXL250240DSK	18.0 x 13.0 x 4.0	24	\$3,295	PXL250208DSM	25.0 x 14.0 x 8.0	40	\$4,045
480 Delta (3W + G)	PXL250480DSK	18.0 x 13.0 x 4.0	24	\$3,295	PXL250208DSM	25.0 x 14.0 x 8.0	40	\$4,045
480/277 Wye Three-phase (4W + G)	PXL250480YSK	18.0 x 13.0 x 4.0	24	\$3,295	PXL250208YSM	25.0 x 14.0 x 8.0	40	\$4,045
PXL 300 (300kA/phase surge rating)								
Premium Diagnostics		"K" option - No Integral Disconnect			"M" option - Integral Disconnect			
208/120 Wye Three-phase (4W + G)	PXL300208YPK	18.0 x 13.0 x 4.0	24	\$3,515	PXL300208YPM	25.0 x 14.0 x 8.0	40	\$4,315
120/240 Single Split-phase (3W + G)	PXL300240SPK	18.0 x 13.0 x 4.0	24	\$3,845	PXL300208SPM	25.0 x 14.0 x 8.0	40	\$4,645
240 Delta (3W + G)	PXL300240DPK	18.0 x 13.0 x 4.0	24	\$4,175	PXL300208DPM	25.0 x 14.0 x 8.0	40	\$4,975
480 Delta (3W + G)	PXL300480DPK	18.0 x 13.0 x 4.0	24	\$4,175	PXL300208DPM	25.0 x 14.0 x 8.0	40	\$4,975
480/277 Wye Three-phase (4W + G)	PXL300480YPK	18.0 x 13.0 x 4.0	24	\$4,175	PXL300208YPM	25.0 x 14.0 x 8.0	40	\$4,975
Standard Diagnostics		"K" option - No Integral Disconnect			"M" option - Integral Disconnect			
208/120 Wye Three-phase (4W + G)	PXL300208YSK	18.0 x 13.0 x 4.0	24	\$3,290	PXL300208YSM	25.0 x 14.0 x 8.0	40	\$4,090
120/240 Single Split-phase (3W + G)	PXL300240SSK	18.0 x 13.0 x 4.0	24	\$3,620	PXL300208SSM	25.0 x 14.0 x 8.0	40	\$4,420
240 Delta (3W + G)	PXL300240DSK	18.0 x 13.0 x 4.0	24	\$3,950	PXL300208DSM	25.0 x 14.0 x 8.0	40	\$4,750
480 Delta (3W + G)	PXL300480DSK	18.0 x 13.0 x 4.0	24	\$3,950	PXL300208DSM	25.0 x 14.0 x 8.0	40	\$4,750
480/277 Wye Three-phase (4W + G)	PXL300480YSK	18.0 x 13.0 x 4.0	24	\$3,950	PXL300208YSM	25.0 x 14.0 x 8.0	40	\$4,750
PXL 400 (400kA/phase surge rating)								
Premium Diagnostics		"K" option - No Integral Disconnect			"M" option - Integral Disconnect			
208/120 Wye Three-phase (4W + G)	PXL400208YPK	18.0 x 13.0 x 4.0	24	\$4,615	PXL400208YPM	25.0 x 14.0 x 8.0	40	\$5,465
120/240 Single Split-phase (3W + G)	PXL400240SPK	18.0 x 13.0 x 4.0	24	\$5,055	PXL400208SPM	25.0 x 14.0 x 8.0	40	\$5,905
240 Delta (3W + G)	PXL400240DPK	18.0 x 13.0 x 4.0	24	\$5,495	PXL400208DPM	25.0 x 14.0 x 8.0	40	\$6,345
480 Delta (3W + G)	PXL400480DPK	18.0 x 13.0 x 4.0	24	\$5,495	PXL400208DPM	25.0 x 14.0 x 8.0	40	\$6,345
480/277 Wye Three-phase (4W + G)	PXL400480YPK	18.0 x 13.0 x 4.0	24	\$5,495	PXL400208YPM	25.0 x 14.0 x 8.0	40	\$6,345
Standard Diagnostics		"K" option - No Integral Disconnect			"M" option - Integral Disconnect			
208/120 Wye Three-phase (4W + G)	PXL400208YSK	18.0 x 13.0 x 4.0	24	\$4,390	PXL400208YSM	25.0 x 14.0 x 8.0	40	\$5,240
120/240 Single Split-phase (3W + G)	PXL400240SSK	18.0 x 13.0 x 4.0	24	\$4,830	PXL400208SSM	25.0 x 14.0 x 8.0	40	\$5,680
240 Delta (3W + G)	PXL400240DSK	18.0 x 13.0 x 4.0	24	\$5,270	PXL400208DSM	25.0 x 14.0 x 8.0	40	\$6,120
480 Delta (3W + G)	PXL400480DSK	18.0 x 13.0 x 4.0	24	\$5,270	PXL400208DSM	25.0 x 14.0 x 8.0	40	\$6,120
480/277 Wye Three-phase (4W + G)	PXL400480YSK	18.0 x 13.0 x 4.0	24	\$5,270	PXL400208YSM	25.0 x 14.0 x 8.0	40	\$6,120

SURGE PROTECTION

PXL (continued)

NEMA 1/3R ENCLOSURE

Voltage	Part Number	Dimensions (H x W x D, inches)	Weight (lb)	List Price	Part Number	Dimensions (H x W x D, inches)	Weight (lb)	List Price
PXL 500 (500kA/phase surge rating)								
Premium Diagnostics			"K" option - No Integral Disconnect			"M" option - Integral Disconnect		
208/120 Wye Three-phase (4W + G)	PXL500208YPK	18.0 x 13.0 x 4.0	24	\$5,710	PXL500208YPM	25.0 x 14.0 x 8.0	40	\$6,610
120/240 Single Split-phase (3W + G)	PXL500240SPK	18.0 x 13.0 x 4.0	24	\$6,260	PXL500208SPM	25.0 x 14.0 x 8.0	40	\$7,160
240 Delta (3W + G)	PXL500240DPK	18.0 x 13.0 x 4.0	24	\$6,805	PXL500208DPM	25.0 x 14.0 x 8.0	40	\$7,705
480 Delta (3W + G)	PXL500480DPK	18.0 x 13.0 x 4.0	24	\$6,805	PXL500208DPM	25.0 x 14.0 x 8.0	40	\$7,705
480/277 Wye Three-phase (4W + G)	PXL500480YPK	18.0 x 13.0 x 4.0	24	\$6,805	PXL500208YPM	25.0 x 14.0 x 8.0	40	\$7,705
Standard Diagnostics			"K" option - No Integral Disconnect			"M" option - Integral Disconnect		
208/120 Wye Three-phase (4W + G)	PXL500208YSK	18.0 x 13.0 x 4.0	24	\$5,485	PXL500208YSM	25.0 x 14.0 x 8.0	40	\$6,385
120/240 Single Split-phase (3W + G)	PXL500240SSK	18.0 x 13.0 x 4.0	24	\$6,035	PXL500208SSM	25.0 x 14.0 x 8.0	40	\$6,935
240 Delta (3W + G)	PXL500240DSK	18.0 x 13.0 x 4.0	24	\$6,580	PXL500208DSM	25.0 x 14.0 x 8.0	40	\$7,480
480 Delta (3W + G)	PXL500480DSK	18.0 x 13.0 x 4.0	24	\$6,580	PXL500208DSM	25.0 x 14.0 x 8.0	40	\$7,480
480/277 Wye Three-phase (4W + G)	PXL500480YSK	18.0 x 13.0 x 4.0	24	\$6,580	PXL500208YSM	25.0 x 14.0 x 8.0	40	\$7,480

SURGE PROTECTION

PVL



NEMA 1 ENCLOSURE

Voltage	Part Number	Dimensions (H x W x D, inches)	Weight (lb)	List Price
PVL 50 (50kA/phase surge rating)				
208/120 Wye Three-phase (4W + G)	PVL050208YK	11.55 x 5.0 x 2.6	5	\$360
120/240 Single Split-phase (3W + G)	PVL050240SK	11.55 x 5.0 x 2.6	5	\$395
240 Delta (3W + G)	PVL050240DK	11.55 x 5.0 x 2.6	5	\$430
480 Delta (3W + G)	PVL050480DK	11.55 x 5.0 x 2.6	5	\$430
480/277 Wye Three-phase (4W + G)	PVL050480YK	11.55 x 5.0 x 2.6	5	\$430
PVL 80 (80kA/phase surge rating)				
208/120 Wye Three-phase (4W + G)	PVL080208YK	11.55 x 5.0 x 2.6	5	\$650
120/240 Single Split-phase (3W + G)	PVL080240SK	11.55 x 5.0 x 2.6	5	\$715
240 Delta (3W + G)	PVL080240DK	11.55 x 5.0 x 2.6	5	\$780
480 Delta (3W + G)	PVL080480DK	11.55 x 5.0 x 2.6	5	\$780
480/277 Wye Three-phase (4W + G)	PVL080480YK	11.55 x 5.0 x 2.6	5	\$780
PVL 100 (100kA/phase surge rating)				
208/120 Wye Three-phase (4W + G)	PVL100208YK	11.55 x 5.0 x 2.6	5	\$840
120/240 Single Split-phase (3W + G)	PVL100240SK	11.55 x 5.0 x 2.6	5	\$925
240 Delta (3W + G)	PVL100240DK	11.55 x 5.0 x 2.6	5	\$1,010
480 Delta (3W + G)	PVL100480DK	11.55 x 5.0 x 2.6	5	\$1,010
480/277 Wye Three-phase (4W + G)	PVL100480YK	11.55 x 5.0 x 2.6	5	\$1,010
PVL 120 (120kA/phase surge rating)				
208/120 Wye Three-phase (4W + G)	PVL120208YK	11.55 x 5.0 x 2.6	5	\$1,035
120/240 Single Split-phase (3W + G)	PVL120240SK	11.55 x 5.0 x 2.6	5	\$1,140
240 Delta (3W + G)	PVL120240DK	11.55 x 5.0 x 2.6	5	\$1,245
480 Delta (3W + G)	PVL120480DK	11.55 x 5.0 x 2.6	5	\$1,245
480/277 Wye Three-phase (4W + G)	PVL120480YK	11.55 x 5.0 x 2.6	5	\$1,245
PVL 160 (160kA/phase surge rating)				
208/120 Wye Three-phase (4W + G)	PVL160208YK	11.55 x 5.0 x 2.6	5	\$1,420
120/240 Single Split-phase (3W + G)	PVL160240SK	11.55 x 5.0 x 2.6	5	\$1,565
240 Delta (3W + G)	PVL160240DK	11.55 x 5.0 x 2.6	5	\$1,705
480 Delta (3W + G)	PVL160480DK	11.55 x 5.0 x 2.6	5	\$1,705
480/277 Wye Three-phase (4W + G)	PVL160480YK	11.55 x 5.0 x 2.6	5	\$1,705
PVL 200 (200kA/phase surge rating)				
208/120 Wye Three-phase (4W + G)	PVL200208YK	11.55 x 5.0 x 2.6	5	\$1,810
120/240 Single Split-phase (3W + G)	PVL200240SK	11.55 x 5.0 x 2.6	5	\$1,995
240 Delta (3W + G)	PVL200240DK	11.55 x 5.0 x 2.6	5	\$2,175
480 Delta (3W + G)	PVL200480DK	11.55 x 5.0 x 2.6	5	\$2,175
480/277 Wye Three-phase (4W + G)	PVL200480YK	11.55 x 5.0 x 2.6	5	\$2,175

SURGE PROTECTION

Data Line and Telecommunication



Description	Part Number	Dimensions (H x W x D, inches)	Weight (lb)	List Price
PCCP Series				
IBM Twinax, F/F	PCCP2BMFF	0.9 x 0.98 x 4.7	0.27	\$75
IBM Twinax, M/F	PCCP2BMMF	0.9 x 0.98 x 4.7	0.35	\$75
IBM Twinax, Tee Configuration	PCCP2BMT	1.9 x 0.98 x 4.7	0.27	\$81
Arcnet, BNC, M/F	PCCP2DAAN	0.9 x 0.98 x 3.43	0.16	\$55
50 OHM, BNC, M/F, for Ethernet 10Base 2	PCCP2DAEN	0.9 x 0.98 x 3.43	0.16	\$55
50 OHM, N Type, F/F, for Ethernet 10Base 5	PCCP2DANENFF	0.9 x 0.98 x 4.4	0.24	\$62
Ethernet 10Base 5, 50 OHM, N Type, M/F	PCCP2DANENMF	0.9 x 0.98 x 4.4	0.24	\$62
50 OHM, BNC, Tee Tap for Ethernet 10Base 2	PCCP2DTEN	1.45 x 0.98 x 3.25	0.19	\$58
CCTV, 75 OHM, BNC, M/F	PCCPCCTV	0.9 x 0.98 x 3.43	0.16	\$61
CATV / Cable Modem / Satellite TV 75 OHM, F type F/F	PCCPCMSFF	0.9 x 0.98 x 3.33	0.15	\$39
CATV / Cable Modem / Satellite TV 75 OHM, F type F/M	PCCPCMSMF	0.9 x 0.98 x 4.0	0.17	\$46
PSIP Series				
DB15, for Ethernet AUI Cable	PDB15EN	0.65 x 1.6 x 2.4	0.14	\$75
DB15, all pins for RS232	PDB15RS232	0.65 x 1.6 x 2.4	0.14	\$49
DB15, all pins for RS422, RS423, RS485	PDB15RS422	0.65 x 1.6 x 2.4	0.14	\$49
DB25, all pins for parallel interfaces	PDB25PARLL	0.65 x 2.1 x 2.4	0.17	\$59
DB25, all 25 pins for RS232, DTE & DCE	PDB25RS232	0.65 x 2.1 x 2.4	0.17	\$59
DB25, all pins for RS422, RS423, RS485	PDB25RS422	0.65 x 2.1 x 2.4	0.17	\$59
DB25, pins [(1) 2, 3, 7 & 20] for RS232	PDB425RS232	0.65 x 2.1 x 2.4	0.15	\$42
DB25, pins [(1) 2-8, & 20] for RS232	PDB825RS232	0.65 x 2.1 x 2.4	0.16	\$50
DB9, all pins for RS232	PDB9RS232	0.65 x 1.2 x 2.4	0.12	\$45
DB9, all pins for RS422, RS423, RS485, T1	PDB9RS422	0.65 x 1.2 x 2.4	0.12	\$45
PDDP Series				
25 Pairs [50 wires], RJ21, M/F	PDDP25A	1.25 x 3.3 x 6.63	0.7	\$232
25 Pairs [50 wires], RJ21, M/F	PDDP25B	1.25 x 3.3 x 6.63	0.78	\$232
25 Pairs [50 wires], RJ21, M/F	PDDP25E	1.25 x 3.3 x 6.63	0.7	\$232
25 Pairs [50 wires], RJ21, M/F	PDDP25G	1.25 x 3.3 x 6.63	0.78	\$232
25 Pairs [50 wires], RJ21, M/F	PDDP25T	1.25 x 3.3 x 6.63	0.7	\$232
50 Pairs [100 wires], (2) RJ21, M/F	PDDP50A	2.5 x 3.3 x 6.63	1.35	\$423
50 Pairs [100 wires], (2) RJ21, M/F	PDDP50B	2.5 x 3.3 x 6.63	1.5	\$423
50 Pairs [100 wires], (2) RJ21, M/F	PDDP50E	2.5 x 3.3 x 6.63	1.35	\$423
50 Pairs [100 wires], (2) RJ21, M/F	PDDP50G	2.5 x 3.3 x 6.63	1.5	\$423
50 Pairs [100 wires], (2) RJ21, M/F	PDDP50T	2.5 x 3.3 x 6.63	1.35	\$423
Arcnet, 96 wires, 12 ports - RJ45	PDDPH12A	1.25 x 9.9 x 5.6	1.93	\$433
Telco CSU/DSU, Lease Line, 96 wires, 12 ports - RJ45	PDDPH12B	1.25 x 9.9 x 5.6	1.93	\$433
10Base T, RS422/RS423/RS485, 96 wires, 12 ports - RJ45	PDDPH12E	1.25 x 9.9 x 5.6	1.93	\$433
100Base T, ATM155, 96 wires, 12 ports - RJ45	PDDPH12EC5	1.25 x 9.9 x 5.6	1.93	\$493
Telco Dial Up, 96 wires, 12 ports - RJ45	PDDPH12G	1.25 x 9.9 x 5.6	1.93	\$433
Token Ring, RS232, 96 wires, 12 ports - RJ45	PDDPH12T	1.25 x 9.9 x 5.6	1.93	\$433
Arcnet, 32 wires, 4 ports - RJ45	PDDPH4A	1.25 x 3.3 x 5.6	0.73	\$176
Telco CSU/DSU, Lease Line, 32 wires, 4 ports - RJ45	PDDPH4B	1.25 x 3.3 x 5.6	0.73	\$176
10Base T, RS422/RS423/RS485, 32 wires, 4 ports - RJ45	PDDPH4E	1.25 x 3.3 x 5.6	0.73	\$176
100Base T, ATM155, 32 wires, 4 ports - RJ45	PDDPH4EC5	1.25 x 3.3 x 5.6	0.73	\$197
Telco Dial Up, 32 wires, 4 ports - RJ45	PDDPH4G	1.25 x 3.3 x 5.6	0.73	\$176
Token Ring, RS232, 32 wires, 4 ports - RJ45	PDDPH4T	1.25 x 3.3 x 5.6	0.73	\$176
Arcnet, 64 wires, 8 ports - RJ45	PDDPH8B	1.25 x 6.6 x 5.6	1.33	\$302
Telco CSU/DSU, Lease Line, 64 wires, 8 ports - RJ45	PDDPH8B	1.25 x 6.6 x 5.6	1.33	\$302
10Base T, RS422/RS423/RS485, 64 wires, 8 ports - RJ45	PDDPH8E	1.25 x 6.6 x 5.6	1.33	\$302
100Base T, ATM155, 64 wires, 8 ports - RJ45	PDDPH8EC5	1.25 x 6.6 x 5.6	1.33	\$342
Telco Dial Up, 64 wires, 8 ports - RJ45	PDDPH8G	1.25 x 6.6 x 5.6	1.33	\$302
Token Ring, RS232, 64 wires, 8 ports - RJ45	PDDPH8T	1.25 x 6.6 x 5.6	1.33	\$302

SURGE PROTECTION

Data Line and Telecommunication (continued)

Description	Part Number	Dimensions (H x W x D, inches)	Weight (lb)	List Price
PMTJ Series				
RJ11, 2 Center Pins	PMTJ02GRJ11	0.93 x 1.47 x 3.6	0.18	\$41
RJ11, 4 Center Pins	PMTJ04ARJ11	0.93 x 1.47 x 3.6	0.18	\$45
RJ11, 4 Center Pins	PMTJ04BRJ11	0.93 x 1.47 x 3.6	0.18	\$45
RJ11, 4 Center Pins	PMTJ04ERJ11	0.93 x 1.47 x 3.6	0.18	\$45
RJ45, Ethernet 10Base T, Pins 1, 2, 3 & 6	PMTJ04ERJ45	0.93 x 1.47 x 3.6	0.18	\$46
RJ45, 4 Center Pins	PMTJ04ERJ45C	0.93 x 1.47 x 3.6	0.18	\$46
RJ11, 4 Center Pins	PMTJ04GRJ11	0.93 x 1.47 x 3.6	0.18	\$45
RJ11, 4 Center Pins	PMTJ04TRJ11	0.93 x 1.47 x 3.6	0.18	\$45
RJ45, 4 Center Pins	PMTJ04TRJ45	0.93 x 1.47 x 3.6	0.18	\$46
RJ11, All Pins	PMTJ06ARJ11	0.93 x 1.47 x 3.6	0.18	\$51
RJ11, All Pins	PMTJ06BRJ11	0.93 x 1.47 x 3.6	0.18	\$51
RJ11, All Pins	PMTJ06ERJ11	0.93 x 1.47 x 3.6	0.18	\$51
RJ11, All Pins	PMTJ06TRJ11	0.93 x 1.47 x 3.6	0.18	\$51
RJ45, All Pins	PMTJ08ARJ45	0.93 x 1.47 x 3.6	0.18	\$71
RJ45, All Pins	PMTJ08BRJ45	0.93 x 1.47 x 3.6	0.19	\$71
RJ45, All Pins	PMTJ08ERJ45	0.93 x 1.47 x 3.6	0.18	\$71
RJ45, All Pins	PMTJ08GRJ45	0.93 x 1.47 x 3.6	0.19	\$71
RJ45, All Pins	PMTJ08TRJ45	0.93 x 1.47 x 3.6	0.18	\$71
RJ45, CAT5e Rated, All Pins	PMTJJC5E	0.93 x 1.47 x 3.6	0.18	\$81
60V, Fused, RJ45, Pins 1, 2, 7 & 8	PMTJDDDS	0.93 x 1.47 x 3.6	0.19	\$51
Digital Telco, 60V, Fused, RJ45, All Pins	PMTJDIGITAL	0.93 x 1.47 x 3.6	0.19	\$81
Fused, RJ11, All Pins	PMTJDSL	0.93 x 1.47 x 3.6	0.18	\$56
60V, Fused, RJ45, ISDN, 4 Center Pins	PMTJISDN	0.93 x 1.47 x 3.6	0.19	\$56
RJ45, 100 Base T - 7.5V Pins 1, 2, 3, 6 - 30V Pins 4, 5, 7, 8	PMTJPOE30V	0.93 x 1.47 x 3.6	0.18	\$68
RJ45, 100 Base T - 7.5V Pins 1, 2, 3, 6 - 60V Pins 4, 5, 7, 8	PMTJPOE60V	0.93 x 1.47 x 3.6	0.18	\$61
RJ45, 10' Total Cord Length, Cat 6, All Pins	PCAT6PPC	0.93 x 1.47 x 120.0	0.40	\$101
Low Voltage, Fused, RJ45, Pins 1, 2, 4 & 5	PMTJT1	0.93 x 1.47 x 3.6	0.19	\$51
PPCH Series				
Category 5, 12 Ports, 110 IDC/RJ45	PPCH12C5	1.75 x 19.0 x 1.28	1.2	\$428
12 Port 110 IDC/RJ45 - 4 Center Wires - Fused	PPCH12RJ45B	1.75 x 19.0 x 1.28	1.2	\$702
12 Port 110 IDC/RJ45 Telco - 4 Center Wires - Fused	PPCH12RJ45G	1.75 x 19.0 x 1.28	1.2	\$768
Category 5, 24 Ports, 110 IDC/RJ45	PPCH24C5	3.5 x 19.0 x 1.28	2.6	\$694
Category 5, 48 Ports, 110 IDC/RJ45	PPCH48C5	7.0 x 19.0 x 1.28	5.7	\$1,202
PMTJ Series				
All Pins, RJ45, 16 Ports	PRAK16A	3.5 x 19.0 x 0.65	1.6	\$579
All Pins, RJ45, 16 Ports, with Standoff	PRAK16ASO	1.75 x 19.0 x 5.0	2.5	\$599
All Pins, RJ45, 16 Ports	PRAK16B	3.5 x 19.0 x 0.65	1.8	\$636
16 Port 1U High BNC CCTV Protector	PRAK16BNC	1.75 x 19.0 x 4.25	2.5	\$1,026
All Pins, RJ45, 16 Ports, with Standoff	PRAK16BSO	1.75 x 19.0 x 5.0	2.7	\$658
16 Port 1U High Cable Protector	PRAK16CMS	1.75 x 19.0 x 4.25	2.5	\$609
All Pins, RJ45, 16 Ports	PRAK16E	3.5 x 19.0 x 0.65	1.6	\$579
100Mhz (100Base T, Etc.) All Pins, RJ45, 16 Ports	PRAK16EC5	3.5 x 19.0 x 0.65	1.6	\$649
100Mhz (100Base T) All Pins, RJ45, 16 Ports w/Standoff	PRAK16EC5SO	1.75 x 19.0 x 5.0	2.5	\$669
All Pins, RJ45, 16 Ports, with Standoff	PRAK16ESO	1.75 x 19.0 x 5.0	2.5	\$599
2 Center Pins, RJ45, 16 Ports	PRAK16G	3.5 x 19.0 x 0.65	1.6	\$636
2 Center Pins, RJ45, 16 Ports, with Standoff	PRAK16GSO	1.75 x 19.0 x 5.0	2.5	\$658
All Pins, RJ45, 16 Ports	PRAK16T	3.5 x 19.0 x 0.65	1.6	\$579
All Pins, RJ45, 16 Ports, with Standoff	PRAK16TSO	1.75 x 19.0 x 5.0	2.5	\$599
All Pins, RJ45, 32 Ports, with Standoff	PRAK32ASO	3.5 x 19.0 x 5.0	4.9	\$1,001
All Pins, RJ45, 32 Ports, with Standoff	PRAK32BSO	3.5 x 19.0 x 5.0	5.3	\$1,101
100Mhz (100Base T) All Pins, RJ45, 32 Ports w/Standoff	PRAK32EC5SO	3.5 x 19.0 x 5.0	4.9	\$1,182
All Pins, RJ45, 32 Ports, with Standoff	PRAK32ESO	3.5 x 19.0 x 5.0	4.9	\$1,001
2 Center Pins, RJ45, 32 Ports, with Standoff	PRAK32GSO	3.5 x 19.0 x 5.0	4.9	\$1,101
All Pins, RJ45, 32 Ports, with Standoff	PRAK32TSO	3.5 x 19.0 x 5.0	4.9	\$1,001

SURGE PROTECTION

Data Line and Telecommunication (continued)

Description	Part Number	Dimensions (H x W x D, inches)	Weight (lb)	List Price
PMTJ Series (continued)				
All Pins, RJ45, Replacement Node	PRAKA	0.71 x 0.75 x 3.15	0.15	\$46
All Pins, RJ45, Standoff Replacement Node	PRAKASO	0.9 x 0.99 x 2.67	0.17	\$46
All Pins, RJ45, Replacement Node	PRAKB	0.71 x 0.75 x 3.15	0.16	\$46
All Pins, RJ45, Standoff Replacement Node	PRAKBSO	0.9 x 0.99 x 2.67	0.18	\$46
All Pins, RJ45, Replacement Node	PRAKE	0.71 x 0.75 x 3.15	0.15	\$46
100Mhz (100Base T) All Pins, RJ45, Node	PRAKEC5	0.71 x 0.75 x 3.15	0.15	\$46
100Mhz (100Base T) All Pins, RJ45, Standoff Node	PRAKEC5SO	0.9 x 0.99 x 2.67	0.17	\$46
All Pins, RJ45, Standoff Replacement Node	PRAKESO	0.9 x 0.99 x 2.67	0.17	\$46
2 Center Pins, RJ45, Replacement Node	PRAKG	0.71 x 0.75 x 3.15	0.15	\$46
2 Center Pins, RJ45, Standoff Replacement Node	PRAKGSO	0.9 x 0.99 x 2.67	0.17	\$46
All Pins, RJ45, Replacement Node	PRAKT	0.71 x 0.75 x 3.15	0.15	\$46
All Pins, RJ45, Standoff Replacement Node	PRAKTSO	0.9 x 0.99 x 2.67	0.17	\$46
PMTJ Series				
10, 10 Center Wire, Quick Connect, Terminal Block	PTSP10BA	1.25 x 3.3 x 5.3	0.62	\$196
10, 10 Center Wire, Quick Connect, Terminal Block	PTSP10BB	1.25 x 3.3 x 5.3	0.63	\$196
10, 10 Center Wire, Quick Connect, Terminal Block	PTSP10BE	1.25 x 3.3 x 5.3	0.62	\$196
10, 10 Center Wire, Quick Connect, Terminal Block	PTSP10BG	1.25 x 3.3 x 5.3	0.63	\$196
10, 10 Center Wire, Quick Connect, Terminal Block	PTSP10BT	1.25 x 3.3 x 5.3	0.62	\$196
2, 2 Center Wire, Quick Connect, Terminal Block	PTSP2BA	0.93 x 1.47 x 3.6	0.16	\$51
2, 2 Center Wire, Quick Connect, Terminal Block	PTSP2BB	0.93 x 1.47 x 3.6	0.16	\$51
2, 2 Center Wire, Quick Connect, Terminal Block	PTSP2BE	0.93 x 1.47 x 3.6	0.16	\$51
2, 2 Center Wire, Quick Connect, Terminal Block	PTSP2BG	0.93 x 1.47 x 3.6	0.16	\$51
2, 2 Center Wire, Quick Connect, Terminal Block	PTSP2BT	0.93 x 1.47 x 3.6	0.16	\$51
2, 2 Center Wire, Quick Connect, Terminal Block	PTSP32BA	1.25 x 13.35 x 5.3	1.76	\$387
2, 2 Center Wire, Quick Connect, Terminal Block	PTSP32BB	1.25 x 13.35 x 5.3	1.84	\$387
32, 32 Center Wire, Quick Connect, Terminal Block	PTSP32BE	1.25 x 13.35 x 5.3	1.76	\$387
2, 2 Center Wire, Quick Connect, Terminal Block	PTSP32BG	1.25 x 13.35 x 5.3	1.84	\$387
2, 2 Center Wire, Quick Connect, Terminal Block	PTSP32BT	1.25 x 13.35 x 5.3	1.76	\$387
4, 4 Center Wire, Quick Connect, Terminal Block	PTSP4BA	0.93 x 1.47 x 3.6	0.16	\$65
4, 4 Center Wire, Quick Connect, Terminal Block	PTSP4BB	0.93 x 1.47 x 3.6	0.17	\$65
4, 4 Center Wire, Quick Connect, Terminal Block	PTSP4BE	0.93 x 1.47 x 3.6	0.16	\$65
4, 4 Center Wire, Quick Connect, Terminal Block	PTSP4BG	0.93 x 1.47 x 3.6	0.17	\$65
4, 4 Center Wire, Quick Connect, Terminal Block	PTSP4BT	0.93 x 1.47 x 3.6	0.16	\$65
6, 6 Center Wire, Quick Connect, Terminal Block	PTSP6BA	1.25 x 3.3 x 5.3	0.60	\$104
6, 6 Center Wire, Quick Connect, Terminal Block	PTSP6BB	1.25 x 3.3 x 5.3	0.61	\$104
6, 6 Center Wire, Quick Connect, Terminal Block	PTSP6BE	1.25 x 3.3 x 5.3	0.60	\$104
6, 6 Center Wire, Quick Connect, Terminal Block	PTSP6BG	1.25 x 3.3 x 5.3	0.61	\$104
6, 6 Center Wire, Quick Connect, Terminal Block	PTSP6BT	1.25 x 3.3 x 5.3	0.60	\$104
8, 8 Center Wire, Quick Connect, Terminal Block	PTSP8BA	1.25 x 3.3 x 5.3	0.61	\$125
8, 8 Center Wire, Quick Connect, Terminal Block	PTSP8BB	1.25 x 3.3 x 5.3	0.62	\$125
8, 8 Center Wire, Quick Connect, Terminal Block	PTSP8BE	1.25 x 3.3 x 5.3	0.61	\$125
8, 8 Center Wire, Quick Connect, Terminal Block	PTSP8BG	1.25 x 3.3 x 5.3	0.62	\$125
8, 8 Center Wire, Quick Connect, Terminal Block	PTSP8BT	1.25 x 3.3 x 5.3	0.61	\$125
Misc				
Category 5, 2 Port Replacement Node	PMOD24C5	1.55 x 2.88 x 1.28	0.18	\$61
Telco Box Protector C/W RJ-31X Protocol Shorting Bars	PRJ31X	1.1 x 2.0 x 2.0	0.12	\$55
DB9, All pins for Token Ring	PDB918VLC	0.65 x 1.2 x 2.4	0.12	\$45

SERVICES

Powerware Product Services Overview

Eaton provides world-class service for all Powerware AC, DC, software, and connectivity products. We are there when and where you need us by delivering 7x24 factory-certified service.

SINGLE-PHASE UPS SERVICES

Eaton provides a full range of single-phase UPS service options, including service plans for both UPSs and batteries. Service plans enhance the limited factory warranty by providing up to five years of bumper-to-bumper service from basic overnight replacement to comprehensive on-site system coverage including preventive maintenance.

THREE-PHASE UPS SERVICES

Eaton offers a variety of service plans for large Powerware UPS products, batteries, and related power quality products. Customers are encouraged to purchase service plans at the time of product purchase (concurrently) or after a product has been installed and prior to warranty expiration (non-concurrently). Service plans include both preventive maintenance and emergency, corrective coverage for most parts and labor. Plans can be specific to the UPS electronics or extend to the batteries.

Service plans generally add features like contract priority status, remote monitoring services, technical support, and Web access to service site history information exclusive to contract customers (they cannot be purchased without a corrective contract). Additionally, contracts are value priced compared to a single PM and an average emergency Time & Materials (T&M) event (a single rectifier board can exceed \$5,000 plus labor to replace).

Offerings

- Complete line of Power Systems Maintenance Plans
- Remote monitoring services to support maximum uptime
- Battery maintenance and update programs to ensure optimal backup time
- Service training classes for your first responders
- kVA Upgrades and Power Systems enhancements for existing equipment
- Spare Parts Kits
- Enhanced warranty plans

U.S. 1.800.843.9433

International 1.919.870.3028

eNotify Remote Monitoring

Included with all PowerTrust Service Plans, eNotify features 7x24 real-time monitoring of 100+ UPS and battery alarms, with technical experts to respond immediately and resolve many issues remotely. Monthly email reports also detail UPS performance and alarm history.

SELF-INSTALLING ENOTIFY 2.0

A Quick Start Guide and self-installation wizard tool are available on both the Software Suite CD and online at www.powerware.com/enotify/. This self-installation process takes as little as 10 minutes to complete and enables new customers to enjoy a 90-day free trial period prior to the purchase of any PowerTrust Service Plan.



To activate eNotify, customers must have a ConnectUPS Web/SNMP card and an Environmental Monitoring Probe (EMP).

SERVICES

Powerware Gold Plan and PowerTrust Gold Plan*



The Powerware Gold Plan is ideal for small plug & play systems, such as the Powerware 3105.

EXPEDITED EXCHANGE SERVICE

Enhanced UPS maintenance coverage

Enhance your standard UPS warranty with the Powerware Gold Plan.

The Powerware Gold Plan provides up to five years of bumper-to-bumper service with expedited response. The Gold Plan delivers added assurance that critical equipment and information is protected.

The Powerware Gold Plan includes:

(Important note: PowerTrust service plans include eNotify remote monitoring. See powerware.com/enotify for more information.)

- Comprehensive coverage for the entire UPS, including standard batteries
- Toll-free number for Gold Plan technical support
- Replacement UPS or module delivered to your location by overnight carrier

Powerware Gold Plan Plus and PowerTrust Gold Plan Plus*

EXPEDITED EXCHANGE SERVICE

Enhanced UPS maintenance coverage, plus on-site startup

Enhance your standard UPS warranty with the added assurance of knowing your UPS is installed and operating properly from the start.

The Powerware Gold Plan Plus provides up to five years of bumper-to-bumper service with expedited response, plus the added convenience of on-site system startup. The Gold Plan Plus delivers added assurance that your UPS has been installed properly and is operating as designed to protect your critical equipment and information.

The Powerware Gold Plan Plus includes:

(Important note: PowerTrust service plans include eNotify remote monitoring. See powerware.com/enotify for more information.)

- On-site startup. Our authorized Eaton representative:
 - validates the installation integrity of your UPS
 - performs a full mechanical inspection of the system components
 - performs initial on-site startup and verifies UPS operation
 - verifies system software parameters
 - verifies bypass operation (if applicable)
 - provides basic operational training for site personnel
- Comprehensive coverage for the entire UPS, including standard batteries
- Toll-free number for Gold Plan Plus technical support
- Replacement UPS or module delivered to your location by overnight carrier
- Original UPS or module picked up from your locations
- All freight paid by Eaton



The Powerware Gold Plan Plus is ideal for modular or plug & play systems, such as the Powerware 9170+.

*See applicable Powerware limited warranty for details.

SERVICES

Powerware On-Site Gold Plan and PowerTrust On-Site Gold Plan*

Enhanced on-site UPS maintenance coverage and startup

Enhance your UPS limited warranty with authorized service technicians to care for your UPS from the moment it begins protecting your critical equipment and information.

The Powerware On-Site Gold Plan provides maximum responsiveness with up to five years of bumper-to-bumper, on-site service and system startup. The On-Site Gold Plan takes care of your UPS from the initial system startup and beyond with Eaton's prompt 24-hour response* for any on site corrective maintenance needs.

The Powerware On-Site Gold Plan includes:

(Important note: PowerTrust service plans include eNotify remote monitoring. See powerware.com/enotify for more information.)

- On-site startup.* Our authorized Eaton representative:
 - validates the installation integrity of your UPS
 - performs a full mechanical inspection of the system components
 - performs initial on-site startup and verifies UPS operation
 - verifies system software parameters
 - verifies bypass operation, (if applicable)
 - provides basic operational training for site personnel
- Full on-site corrective maintenance coverage includes*
 - includes materials, labor, travel, shipping and expenses



The Powerware On-Site Gold Plan is ideal for modular or hardwired UPSs, such as the Powerware 9125.

Powerware On-Site Gold Plan Plus and PowerTrust On-Site Gold Plan Plus*

Enhanced on-site UPS maintenance coverage and startup plus performance checks

Enhance your standard UPS warranty with authorized service technicians delivering complete system care for your UPS from the moment it begins protecting your system.

The Powerware On-Site Gold Plan Plus provides maximum responsiveness with up to five years of bumper-to-bumper on-site service, system startup, plus performance checks. The On-Site Gold Plan Plus delivers complete care of your UPS from the moment it begins protecting your mission-critical systems and beyond with Eaton's prompt 24-hour response for any on-site corrective maintenance needs.

The Powerware On-Site Gold Plan Plus includes:

(Important note: PowerTrust service plans include eNotify remote monitoring. See powerware.com/enotify for more information.)

- Startup service*. Our authorized Eaton representative:
 - validates the installation integrity of your UPS
 - performs a full mechanical inspection of the system components
 - performs initial on-site UPS startup and verifies UPS operation
 - verifies system software parameters
 - verifies bypass operation (if applicable)
 - provides basic operational training for site personnel
- Annual unit and battery performance check
 - annual assessment of UPS parameters
 - visual and electrical examination of system's condition and performance
- On-site corrective maintenance coverage*
 - includes materials, labor, travel, shipping and expenses
- Comprehensive coverage for the entire UPS, including standard batteries
- Toll-free number for On-Site Gold Plan Plus technical support



The Powerware On-Site Gold Plan Plus is ideal for large hardwire systems, such as the Powerware 9155.

*See applicable Powerware limited warranty for details.

SERVICES SUMMARY

Summary of Eaton Service Plans for Powerware Single-phase UPS Models

Service Plan Features	Factory Warranty	Gold	Gold Plus	On-site Gold	On-site Gold Plus	PowerTrust Gold	PowerTrust Gold Plus	PowerTrust On-site Gold	PowerTrust On-site Gold Plus
Comprehensive coverage of the UPS and standard batteries	•	•	•	•	•	•	•	•	•
Telephone technical support	•	•	•	•	•	•	•	•	•
eNotify Remote Monitoring						•	•	•	•
Connectivity support	•	•	•	•	•	•	•	•	•
Expedited delivery of replacement parts, modules and batteries		•	•	•	•	•	•	•	•
On-site Start-up ¹			•	•	•		•	•	•
On-site corrective maintenance ¹				•	•			•	•
Guaranteed 24 hr Response ²				•	•			•	•
UPS Preventive Maintenance ³					•				•
Battery Preventive Maintenance ³					•				•

1 On-site start-up and corrective maintenance service is 5x8 for Series 5 products; 7x24 for Series 9 products and Ferrups.

2 Unit must be within 100 miles of Eaton established service location to qualify for 24 hr response.

3 Initial start-up serves as the annual PM service for the first year of operation. Subsequent PM services are schedule on request from customer beginning in the second year of operation.

Battery Replacement

Provide the ultimate in uptime by maintaining your Powerware UPS batteries with our battery replacement program. Eliminate potentially devastating downtime by replacing batteries before they fail. See the Powerware Replacement Battery price book on the Powerware Salesweb for the most current battery offerings and pricing.

For additional questions: **800-356-5737**



SERVICES SUMMARY *(continued)*

TIME AND MATERIAL SERVICE RATE SCHEDULE

The following rate schedule applies to all services rendered on non-contracted and non-warranty equipment and to all services performed on contracted equipment where the service performed is outside the scope of the contracted coverage.

	Three-phase UPS and Power System Equipment	Single-phase UPS
	Standard Service Rates	Standard Service Rates
Labor		
Business Hours Service 8 AM – 5 PM; Mon-Fri	\$178 per hour	\$140 per hour
Evenings & Weekends	\$288 per hour	\$210 per hour
Holidays	\$288 per hour	\$280 per hour
Materials/Spare Parts	Current List Price Shipping: Actual Minimum billing: \$100 Domestic \$250 International, plus freight	Current List Price Shipping: Actual Minimum billing: \$100 Domestic; \$250 International, plus freight
Minimum Billing	4 hour minimum charge	
Calculation of Charges	Portal to Portal	
Travel	Transportation: Automobile \$0.50 per mile All others: Actual	
Living	Lodging & Meals: Actual Car rental: Actual Misc. (tolls, etc.): Actual	
Parts Expedite Fees	M-F, Eastern Time: \$100 M-F, After Hours: \$250 Weekends and Holidays: \$400 Freight – FOB Factory: Actual Same Day Delivery: \$150 + Actual Freight	
Depot Repair Labor	\$100 per hour Minimum Billing: \$100 Expediting Fee: \$100	

SERVICE PLANS

Single-phase

STARTUP AND PREVENTIVE MAINTENANCE SERVICES

Product	Part Number	List Price
On-Site Startup (5 x 8 service)		
Series 5	OSTUP5100XALLC5	\$695
Series 9	OSTUP9100XALLC5	\$695
Series Ferro	OSTUPFERRXALLC5	\$695

Product	Part Number	List Price
On-Site Preventive Maintenance (5 x 8 service)		
Series 5	OXXPM5100XALLC5	\$695
Series 9	OXXPM9100XALLC5	\$695
Series Ferro	OXXPMFERRXALLC5	\$695

Product	Part Number	List Price
On-Site Startup (7 x 24 service)		
Series 5	OSTUP5100XALLC7	\$895
Series 9	OSTUP9100XALLC7	\$895
Series Ferro	OSTUPFERRXALLC7	\$895

Product	Part Number	List Price
On-Site Preventive Maintenance (7 x 24 service)		
Series 5	OXXPM5100XALLC7	\$895
Series 9	OXXPM9100XALLC7	\$895
Series Ferro	OXXPMFERRXALLC7	\$895

POWERWARE 3105 SERVICE PLANS

Model Number	Length	Gold Plan Part Number	List Price
3105 350-700 VA	3 YR	3XXGX3100XALLCX	\$57
3105 350-700 VA	5 YR	5XXGX3100XALLCX	\$87

POWERWARE 5110 SERVICE PLANS

Model Number	Length	Gold Plan Part Number	List Price
5110 500-1500 VA	3 YR	3XXGX5100XALLCX	\$99
5110 500-1500 VA	5 YR	5XXGX5100XALLCX	\$169

POWERWARE 5115 SERVICE PLANS

Model Number	Length	Gold Plan Part Number	List Price
Domestic models 500 - 1400 VA	3 YR	3XXGX5115XALLCX	\$99
Domestic models 500 - 1400 VA	5 YR	5XXGX5115XALLCX	\$169

Replacement of UPS/components by overnight freight, freight paid, technical support. See Powerware services section for details.

POWERWARE 5115 RACKMOUNT SERVICE PLANS

Model Number	Length	Gold Plan Part Number	List Price
Domestic models 500 - 1400 VA	3 YR	3XXGX5115XALLCX	\$99
Domestic models 500 - 1400 VA	5 YR	5XXGX5115XALLCX	\$169

Replacement of UPS/components by overnight freight, freight paid, technical support. See Powerware services section for details.

POWERWARE 5125 TOWER SERVICE PLANS

Product	Contract Duration	Gold Plan Part Number	List Price	On-Site Gold Plan		On-Site Gold Plan Plus	
				Part Number	List Price	Part Number	List Price
1000-2200 VA	2 YR	N/A	N/A	20SGX51252200X5	\$477	20SGP51251000XX	\$770
	3 YR	3XXGX51252200CX	\$113	30SGX51252200X5	\$636	30SGP51251000XX	\$1,215
	5 YR	5XXGX51252200CX	\$246	50SGX51252200X5	\$861	50SGP51251000XX	\$1,960

Base Unit 7 x 24 Service Adders

Product	Contract Duration	On-Site Gold Plan Part Number	List Price	On-Site Gold Plan Plus Part Number	List Price
7x24	2 YR	20SGX5100BASEC7	\$292	20SGP5100BASEC7	\$477
Base	3 YR	30SGX5100BASEC7	\$328	30SGP5100BASEC7	\$697
Adder	5 YR	50SGX5100BASEC7	\$379	50SGP5100BASEC7	\$1,081

(continued on next page)

SERVICE PLANS

Single-phase

POWERWARE 5125 TOWER SERVICE PLANS (continued)

Extended Battery Module Adder Service Plans

Product	Contract Duration	Gold Plan		On-Site Gold Plan	
		Part Number	List Price	Part Number	List Price
EBM 24	2 YR	2XXGX5100BM48CX	\$46	20SGX5100BM48CX	\$97
EBM 48	3 YR	3XXGX5100BM48CX	\$190	30SGX5100BM48CX	\$297
	5 YR	5XXGX5100BM48CX	\$354	50SGX5100BM48CX	\$548

Extended Battery Module 7 x 24 Service Adders

Product	Contract Duration	On-Site Gold Plan		On-Site Gold Plan Plus	
		Part Number	List Price	Part Number	List Price
7x24	2 YR	20SGX5100EBMXC7	\$147	20SGP5100EBMXC7	\$239
Battery	3 YR	30SGX5100EBMXC7	\$164	30SGP5100EBMXC7	\$349
Adder	5 YR	50SGX5100EBMXC7	\$190	50SGP5100EBMXC7	\$541

To cover both the base UPS and Extended Battery Modules, the EBM Gold Plan(s) should be added to the like UPS Gold Plan(s). Unit must be within 100 miles of an established service location to qualify for 24-hour response and is per contracted period of maintenance. Initial startup serves as the performance check during the first year.

POWERWARE 5125 RACK/TOWER SERVICE PLANS

Product	Contract Duration	Gold Plan		On-Site Gold Plan		On-Site Gold Plan Plus	
		Part Number	List Price	Part Number	List Price	Part Number	List Price
1000-2200	2 YR	N/A	N/A	20SGX51252200CX	\$477	20SGP51251000XX	\$770
	3 YR	3XXGX51252200CX	\$113	30SGX51252200CX	\$636	30SGP51251000XX	\$1,215
	5 YR	5XXGX51252200CX	\$246	50SGX51252200CX	\$861	50SGP51251000XX	\$1,960
2400-3000	2 YR	N/A	N/A	20SGX51253000CX	\$497	20SGP51252400XX	\$805
	3 YR	3XXGX51253000CX	\$234	30SGX51253000CX	\$825	30SGP51252400XX	\$1,395
	5 YR	5XXGX51253000CX	\$504	50SGX51253000CX	\$1,256	50SGP51252400XX	\$2,355

Base Unit 7 x 24 Service Adders

Product	Contract Duration	On-Site Gold Plan		On-Site Gold Plan Plus	
		Part Number	List Price	Part Number	List Price
7x24 Base	2 YR	20SGX5100BASEC7	\$292	20SGP5100BASEC7	\$477
Adder	3 YR	30SGX5100BASEC7	\$328	30SGP5100BASEC7	\$697
	5 YR	50SGX5100BASEC7	\$379	50SGP5100BASEC7	\$1,081

External Battery Module Adder Service Plans

Product	Contract Duration	Gold Plan		On-Site Gold Plan		On-Site Gold Plan Plus	
		Part Number	List Price	Part Number	List Price	Part Number	List Price
EBM 48	2 YR	N/A	N/A	20SGX5100BM48CX	\$97	20SGP5125BM48CX	\$135
EBM 48RM	3 YR	3XXGX5100BM48CX	\$190	30SGX5100BM48CX	\$297	30SGP5125BM48CX	\$367
	5 YR	5XXGX5100BM48CX	\$354	50SGX5100BM48CX	\$548	50SGP5125BM48CX	\$653
EBM 120	2 YR	N/A	N/A	20SGX5125B120CX	\$97	20SGP5125B120CX	\$135
	3 YR	3XXGX5125B120CX	\$354	30SGX5125B120CX	\$482	30SGP5125B120CX	\$562
	5 YR	5XXGX5125B120CX	\$698	50SGX5125B120CX	\$917	50SGP5125B120CX	\$1,042

External Battery Module 7 x 24 Service Adders

Product	Contract Duration	On-Site Gold Plan		On-Site Gold Plan Plus	
		Part Number	List Price	Part Number	List Price
7 x 24	2 YR	20SGX5100EBMXC7	\$147	20SGP5100EBCXC7	\$239
Battery	3 YR	30SGX5100EBMXC7	\$164	30SGP5100EBCXC7	\$349
Adder	5 YR	50SGX5100EBMXC7	\$190	50SGP5100EBCXC7	\$541

To cover both the base UPS and Extended Battery Modules, the EBM Gold Plan(s) should be added to the like UPS Gold Plan(s). Unit must be within 100 miles of an established service location to qualify for 24-hour response and is per contracted period of maintenance. Initial startup serves as the performance check during the first year of the On-site Gold Plan Plus. UPS Gold Plan covers standard, internal batteries.

SERVICE PLANS

Single-phase

POWERWARE 5125 RACKMOUNT SERVICE PLANS

Product	Contract Duration	Gold Plan Part Number	List Price	On-Site Gold Plan Part Number	List Price	On-Site Gold Plan Plus Part Number	List Price
5000-6000 VA	2 YR	N/A	N/A	20SGX51256000CX	\$497	20SGP51256000CX	\$1,020
	3 YR	3XXGX51256000CX	\$264	30SGX51256000CX	\$917	30SGP51256000CX	\$1,771
	5 YR	5XXGX51256000CX	\$581	50SGX51256000CX	\$1,458	50SGP51256000CX	\$2,431Base

Unit 7 x 24 Service Adders

Product	Contract Duration	On-Site Gold Plan Part Number	List Price	On-Site Gold Plan Plus Part Number	List Price
7x24 Base	2 YR	20SGX5100BASEC7	\$292	20SGP5100BASEC7	\$477
Adder	3 YR	30SGX5100BASEC7	\$328	30SGP5100BASEC7	\$697
	5 YR	50SGX5100BASEC7	\$379	50SGP5100BASEC7	\$1,081

External Battery Module Adder Service Plan

Product	Contract Duration	Gold Plan Part Number	List Price	On-Site Gold Plan Part Number	List Price	On-Site Gold Plan Plus Part Number	List Price
EBM 240	2 YR	N/A	N/A	20SGX5125B240CX	\$292	20SGP5125B240CX	\$719
PW5125	3 YR	3XXGX5125B240CX	\$342	30SGX5125B240CX	\$702	30SGP5125B240CX	\$1,556
5000/6000VA	5 YR	5XXGX5125B240CX	\$855	50SGX5125B240CX	\$1,522	50SGP5125B240CX	\$2,376

External Battery Module 7 x 24 Service Adders

Product	Contract Duration	On-Site Gold Plan Part Number	List Price	On-Site Gold Plan Plus Part Number	List Price
7 x 24	2 YR	20SGX5100EBMXC7	\$147	20SGP5100EBCXC7	\$239
Battery	3 YR	30SGX5100EBMXC7	\$164	30SGP5100EBCXC7	\$349
Adder	5 YR	50SGX5100EBMXC7	\$190	50SGP5100EBCXC7	\$541

To cover both the base UPS and Extended Battery Modules, the EBM Gold Plan(s) should be added to the like UPS Gold Plan(s). Unit must be within 100 miles of an established service location to qualify for 24-hour response and is per contracted period of maintenance. Initial startup serves as the performance check during the first year of the On-site Gold Plan Plus. UPS Gold Plan covers standard, internal batteries.

POWERWARE 9120 SERVICE PLANS (On-site service is 7 x 24)

Product	Contract Duration	Gold Plan Part Number	List Price	On-Site Gold Plan Part Number	List Price	On-Site Gold Plan Plus Part Number	List Price
700-1500 VA	2 YR	2XXGX91201500CX	\$46	20SGX91201500CX	\$887	20SGP91201500CX	\$1,515
	3 YR	3XXGX91201500CX	\$163	30SGX91201500CX	\$1,020	30SGP91201500CX	\$1,661
	5 YR	5XXGX91201500CX	\$268	50SGX91201500CX	\$1,198	50SGP91203000CX	\$1,840
2000-3000 VA	2 YR	2XXGX91203000CX	\$81	20SGX91203000CX	\$928	20SGP91203000CX	\$1,579
	3 YR	3XXGX91203000CX	\$233	30SGX91203000CX	\$1,076	30SGP91203000CX	\$1,729
	5 YR	5XXGX91203000CX	\$391	50SGX91203000CX	\$1,305	50SGP91203000CX	\$1,932

Powerware 9120 UPS PowerTrust Service Plans (include eNotify remote monitoring)

Product	Contract Duration	PowerTrust Gold Plan Part Number	List Price	On-Site PowerTrust Gold Plan Part Number	List Price	On-Site PowerTrust Gold Plan Plus Part Number	List Price
700-1500 VA	2 YR	2XPGX91201500CX	\$286	20PGX91201500CX	\$1,127	20PGP91201500CX	\$1,755
	3 YR	3XPGX91201500CX	\$523	30PGX91201500CX	\$1,380	30PGP91201500CX	\$2,021
	5 YR	5XPGX91201500CX	\$868	50PGX91201500CX	\$1,798	50PGP91201500CX	\$2,440
2000-3000 VA	2 YR	2XPGX91203000CX	\$321	20PGX91203000CX	\$1,168	20PGP91203000CX	\$1,819
	3 YR	3XPGX91203000CX	\$593	30PGX91203000CX	\$1,436	30PGP91203000CX	\$2,089
	5 YR	5XPGX91203000CX	\$991	50PGX91203000CX	\$1,905	50PGP91203000CX	\$2,532

Extended Battery Module Adder Service Plans (On-site service is 7 x 24)

Product	Contract Duration	Gold Plan Part Number	List Price	On-Site Gold Plan Part Number	List Price	On-Site Gold Plan Plus Part Number	List Price
BATT 700-1500	2 YR	2XXGX9120B150CX	\$38	20SGX9120B150CX	\$284	20SGP9120B150CX	\$446
	3 YR	3XXGX9120B150CX	\$194	30SGX9120B150CX	\$612	30SGP9120B150CX	\$777
	5 YR	5XXGX9120B150CX	\$382	50SGX9120B150CX	\$1,015	50SGP9120B150CX	\$1,178
BATT 2000-3000	2 YR	2XXGX9120B300CX	\$79	20SGX9120B300CX	\$322	20SGP9120B300CX	\$487
	3 YR	3XXGX9120B300CX	\$387	30SGX9120B300CX	\$807	30SGP9120B300CX	\$970
	5 YR	5XXGX9120B300CX	\$774	50SGX9120B300CX	\$1,410	50SGP9120B300CX	\$1,575

SERVICE PLANS

Single-phase

POWERWARE 9125 RACK/TOWER SERVICE PLANS (On-site service is 7 x 24)

Product	Contract Duration	Gold Plan		On-Site Gold Plan		On-Site Gold Plan Plus	
		Part Number	List Price	Part Number	List Price	Part Number	List Price
700-2000 VA	2 YR	2XXGX91252000CX	\$51	20SGX91252000CX	\$1,016	20SGP91252000CX	\$1,594
	3 YR	3XXGX91252000CX	\$150	30SGX91252000CX	\$1,136	30SGP91252000CX	\$1,780
	5 YR	5XXGX91252000CX	\$275	50SGX91252000CX	\$1,502	50SGP91252000CX	\$2,083
2500-3000 VA	2 YR	2XXGX91253000CX	\$81	20SGX91253000CX	\$1,042	20SGP91253000CX	\$1,620
	3 YR	3XXGX91253000CX	\$256	30SGX91253000CX	\$1,310	30SGP91253000CX	\$2,067
	5 YR	5XXGX91253000CX	\$438	50SGX91253000CX	\$1,639	50SGP91253000CX	\$2,598
5000-6000VA	2 YR	2XXGX91256000CX	\$195	20SGX91256000CX	\$1,069	20SGP91256000CX	\$1,638
	3 YR	3XXGX91256000CX	\$576	30SGX91256000CX	\$1,628	30SGP91256000CX	\$2,765
	5 YR	5XXGX91256000CX	\$1,295	50SGX91256000CX	\$2,700	50SGP91256000CX	\$4,975

Powerware 9125 UPS PowerTrust Service Plans (include eNotify remote monitoring)

Product	Contract Duration	PowerTrust Gold Plan		On-Site PowerTrust Gold Plan		On-Site PowerTrust Gold Plan Plus	
		Part Number	List Price	Part Number	List Price	Part Number	List Price
700-2000	2 YR	2XPGX91252000CX	\$291	20PGX91252000CX	\$1,256	20PGP91252000CX	\$1,834
	3 YR	3XPGX91252000CX	\$510	30PGX91252000CX	\$1,496	30PGP91252000CX	\$2,140
	5 YR	5XPGX91252000CX	\$875	50PGX91252000CX	\$2,102	50PGP91252000CX	\$2,683
2500-3000	2 YR	2XPGX91253000CX	\$321	20PGX91253000CX	\$1,282	20PGP91253000CX	\$1,860
	3 YR	3XPGX91253000CX	\$616	30PGX91253000CX	\$1,670	30PGP91253000CX	\$2,427
	5 YR	5XPGX91253000CX	\$1,038	50PGX91253000CX	\$2,239	50PGP91253000CX	\$3,198
5000-6000	2 YR	2XPGX91256000CX	\$515	20PGX91256000CX	\$1,389	20PGP91256000CX	\$1,958
	3 YR	3XPGX91256000CX	\$1,056	30PGX91256000CX	\$2,108	30PGP91256000CX	\$3,245
	5 YR	5XPGX91256000CX	\$2,095	50PGX91256000CX	\$3,500	50PGP91256000CX	\$5,775

Extended Battery Module Adder Service Plans (On-Site Service is 7 x 24)

Product	Contract Duration	Gold Plan		On-Site Gold Plan		On-Site Gold Plan Plus	
		Part Number	List Price	Part Number	List Price	Part Number	List Price
EBM 24	2 YR	2XXGX9125BM48CX	\$57	20SGX9125BM48CX	\$230	20SGP9125BM48CX	\$323
EBM 48	3 YR	3XXGX9125BM48CX	\$127	30SGX9125BM48CX	\$400	30SGP9125BM48CX	\$451
	5 YR	5XXGX9125BM48CX	\$192	50SGX9125BM48CX	\$702	50SGP9125BM48CX	\$774
EBM 72	2 YR	2XXGX9125BM72CX	\$91	20SGX9125BM72CX	\$650	20SGP9125BM72CX	\$950
	3 YR	3XXGX9125BM72CX	\$356	30SGX9125BM72CX	\$1,386	30SGP9125BM72CX	\$1,779
	5 YR	5XXGX9125BM72CX	\$711	50SGX9125BM72CX	\$2,293	50SGP9125BM72CX	\$2,948
EBM 240	2 YR	2XXGX9125B240CX	\$110	20SGX9125B240CX	\$418	20SGP9125B240CX	\$562
	3 YR	3XXGX9125B240CX	\$394	30SGX9125B240CX	\$944	30SGP9125B240CX	\$1,231
	5 YR	5XXGX9125B240CX	\$983	50SGX9125B240CX	\$1,980	50SGP9125B240CX	\$2,554

Extended Battery Cabinet Adder Service Plans (On-Site service 7 x 24)

Product	Contract Duration	Gold Plan		On-Site Gold Plan		On-Site Gold Plan Plus	
		Part Number	List Price	Part Number	List Price	Part Number	List Price
48 V EBC	3 YR	3XXGX9125BC48CX	\$927	30SGX9125BC48CX	\$2,026	30SGP9125BC48CX	\$2,334
	5 YR	5XXGX9125BC48CX	\$1,795	50SGX9125BC48CX	\$3,361	50SGP9125BC48CX	\$3,668
72 V EBC	3 YR	3XXGX9125BC72CX	\$775	30SGX9125BC72CX	\$1,712	30SGP9125BC72CX	\$2,019
	5 YR	5XXGX9125BC72CX	\$1,506	50SGX9125BC72CX	\$2,836	50SGP9125BC72CX	\$3,144

SERVICE PLANS

Single-phase

POWERWARE 9140 UPS SERVICE PLANS

Product	Contract Duration	Gold Plan		Gold Plan Plus		On-Site Gold Plan		On-Site Gold Plan Plus	
		Part Number	List Price	Part Number	List Price	Part Number	List Price	Part Number	List Price
7.5 kVA	2 YR	2XXGX91400750CX	\$615	2XXGP91400750CX	\$1,165	20SGX91400750CX	\$1,515	20SGP91400750CX	\$2,391
	3 YR	3XXGX91400750CX	\$1,156	3XXGP91400750CX	\$1,706	30SGX91400750CX	\$2,118	30SGP91400750CX	\$3,084
	5 YR	5XXGX91400750CX	\$2,282	5XXGP91400750CX	\$2,832	50SGX91400750CX	\$3,341	50SGP91400750CX	\$4,428
10 kVA	2 YR	2XXGX91401000CX	\$645	2XXGP91401000CX	\$1,195	20SGX91401000CX	\$1,545	20SGP91401000CX	\$2,468
	3 YR	3XXGX91401000CX	\$1,213	3XXGP91401000CX	\$1,763	30SGX91401000CX	\$2,176	30SGP91401000CX	\$3,192
	5 YR	5XXGX91401000CX	\$2,393	5XXGP91401000CX	\$2,943	50SGX91401000CX	\$3,458	50SGP91401000CX	\$4,600

Powerware 9140 UPS PowerTrust Service Plans (include eNotify remote monitoring)

Product	Contract Duration	PowerTrust Gold Plan		PowerTrust Gold Plan Plus		On-Site PowerTrust Gold Plan		On-Site PowerTrust Gold Plan Plus	
		Part Number	List Price	Part Number	List Price	Part Number	List Price	Part Number	List Price
7.5 kVA	2 YR	2XPGX91400750CX	\$935	2XPGP91400750CX	\$1,485	20PGX91400750CX	\$1,835	20PGP91400750CX	\$2,711
	3 YR	3XPGX91400750CX	\$1,636	3XPGP91400750CX	\$2,186	30PGX91400750CX	\$2,598	30PGP91400750CX	\$3,564
	5 YR	5XPGX91400750CX	\$3,082	5XPGP91400750CX	\$3,632	50PGX91400750CX	\$4,141	50PGP91400750CX	\$5,228
10 kVA	2 YR	2XPGX91401000CX	\$965	2XPGP91401000CX	\$1,515	20PGX91401000CX	\$1,865	20PGP91401000CX	\$2,788
	3 YR	3XPGX91401000CX	\$1,693	3XPGP91401000CX	\$2,243	30PGX91401000CX	\$2,656	30PGP91401000CX	\$3,672
	5 YR	5XPGX91401000CX	\$3,193	5XPGP91401000CX	\$3,743	50PGX91401000CX	\$4,258	50PGP91401000CX	\$5,400

Extended Battery Module Adder Service Plans

Product	Contract Duration	Gold Plan		Gold Plan Plus		On-Site Gold Plan		On-Site Gold Plan Plus	
		Part Number	List Price	Part Number	List Price	Part Number	List Price	Part Number	List Price
3U EBM	2 YR	2XXGX9140EBMXCX	\$164	2XXGP9140EBMXCX	\$180	20SGX9140EBMXCX	\$623	20SGP9140EBMXCX	\$837
	3 YR	3XXGX9140EBMXCX	\$587	3XXGP9140EBMXCX	\$646	30SGX9140EBMXCX	\$1,406	30SGP9140EBMXCX	\$1,834
	5 YR	5XXGX9140EBMXCX	\$1,465	5XXGP9140EBMXCX	\$1,612	50SGX9140EBMXCX	\$2,950	50SGP9140EBMXCX	\$3,805

POWERWARE 9140 7.5-10 KVA SERVICE UPGRADES

Part Number	Description	List Price
103005104	kVA Service Upgrade - 7.5kVA to 10kVA Corded	\$800
103005105	kVA Service Upgrade - 7.5kVA to 10kVA Hardwired	\$800

SERVICE PLANS

Single-phase

POWERWARE 9155 UPS SERVICE PLANS

Product	Contract	On-Site Gold Plan	List Price	On-Site Gold Plan Plus	List Price
	Duration	Part Number		Part Number	
8-10 kVA	2 YR	20SGX915510KVXCX	\$750	20SGP915510KVXCX	\$1,640
	3 YR	30SGX915510KVXCX	\$1,417	30SGP915510KVXCX	\$3,230
	5 YR	50SGX915510KVXCX	\$2,784	50SGP915510KVXCX	\$5,495
12-15 kVA	2 YR	20SGX915515KVXCX	\$825	20SGP915515KVXCX	\$1,722
	3 YR	30SGX915515KVXCX	\$1,559	30SGP915515KVXCX	\$3,533
	5 YR	50SGX915515KVXCX	\$3,202	50SGP915515KVXCX	\$5,995

Powerware 9155 (On-Site Service is 7 x 24) Concurrent Sales

Product	Contract	On-Site Gold Plan	List Price	On-Site Gold Plan Plus	List Price
	Duration	Part Number		Part Number	
9155 8-10 kVA	2 YR	20SGX915510P2CX	\$1,604	20SGP915510P2CX	\$3,280
2 Unit	3 YR	30SGX915510P2CX	\$2,801	30SGP915510P2CX	\$6,187
Parallel System	5 YR	50SGX915510P2CX	\$5,194	50SGP915510P2CX	\$10,228
9155 8-10 kVA	2 YR	20SGX915510P3CX	\$2,085	20SGP915510P3CX	\$4,264
3 Unit	3 YR	30SGX915510P3CX	\$3,641	30SGP915510P3CX	\$8,043
Parallel System	5 YR	50SGX915510P3CX	\$6,752	50SGP915510P3CX	\$12,274
9155 12 -15 kVA	2 YR	20SGX915515P2CX	\$1,732	20SGP915515P2CX	\$3,542
2 Unit	3 YR	30SGX915515P2CX	\$3,025	30SGP915515P2CX	\$6,682
Parallel System	5 YR	50SGX915515P2CX	\$5,610	50SGP915515P2CX	\$11,046
9155 12-15 kVA	2 YR	20SGX915515P3CX	\$2,252	20SGP915515P3CX	\$4,605
3 Unit	3 YR	30SGX915515P3CX	\$3,933	30SGP915515P3CX	\$8,687
Parallel System	5 YR	50SGX915515P3CX	\$7,293	50SGP915515P3CX	\$13,255

Powerware 9155 UPS PowerTrust Service Plans (include eNotify remote monitoring)

Product	Contract	On-Site PowerTrust	List Price	On-Site PowerTrust	List Price
	Duration	Gold Plan Part Number		Gold Plan Plus Part Number	
8-10 kVA	2 YR	20PGX915510KVXCX	\$1,070	20PGP915510KVXCX	\$1,960
	3 YR	30PGX915510KVXCX	\$1,897	30PGP915510KVXCX	\$3,710
	5 YR	50PGX915510KVXCX	\$3,584	50PGP915510KVXCX	\$6,295
8-10 kVA 2-Unit Parallel	2 YR	20PGX915510P2CX	\$1,924	20PGP915510P2CX	\$3,600
	3 YR	30PGX915510P2CX	\$3,281	30PGP915510P2CX	\$6,667
	5 YR	50PGX915510P2CX	\$5,994	50PGP915510P2CX	\$11,028
8-10 kVA 3-Unit Parallel	2 YR	20PGX915510P3CX	\$2,405	20PGP915510P3CX	\$4,584
	3 YR	30PGX915510P3CX	\$4,121	30PGP915510P3CX	\$8,523
	5 YR	50PGX915510P3CX	\$7,552	50PGP915510P3CX	\$13,074
12-15 kVA	2 YR	20PGX915515KVXCX	\$1,150	20PGP915515KVXCX	\$2,122
	3 YR	30PGX915515KVXCX	\$2,159	30PGP915515KVXCX	\$4,133
	5 YR	50PGX915515KVXCX	\$4,202	50PGP915515KVXCX	\$6,995
12-15 kVA 2-Unit Parallel	2 YR	20PGX915515P2CX	\$2,132	20PGP915515P2CX	\$3,942
	3 YR	30PGX915515P2CX	\$3,625	30PGP915515P2CX	\$7,282
	5 YR	50PGX915515P2CX	\$6,610	50PGP915515P2CX	\$12,046
12-15 kVA 3-Unit Parallel	2 YR	20PGX915515P3CX	\$2,652	20PGP915515P3CX	\$5,005
	3 YR	30PGX915515P3CX	\$4,533	30PGP915515P3CX	\$9,287
	5 YR	50PGX915515P3CX	\$8,293	50PGP915515P3CX	\$14,255

Powerware 9155 (On-Site Service is 7 x 24) External Battery Modules (Pricing for additional battery stacks.)

Product	Contract	On-Site Gold Plan	List Price	On-Site Gold Plan Plus	List Price
	Duration	Part Number		Part Number	
EBM 64 (2 stack)	2 YR	20SGX9155EB64CX	\$544	20SGP9155EB64CX	\$771
	3 YR	30SGX9155EB64CX	\$978	30SGP9155EB64CX	\$1,105
	5 YR	50SGX9155EB64CX	\$1,522	50SGP9155EB64CX	\$1,975
EBM 96 (3 stack)	2 YR	20SGX9155EB96CX	\$598	20SGP9155EB96CX	\$848
	3 YR	30SGX9155EB96CX	\$1,263	30SGP9155EB96CX	\$1,522
	5 YR	50SGX9155EB96CX	\$1,965	50SGP9155EB96CX	\$2,645

Powerware 9155 Parallel System Startups

Model	Part Number	List Price
Powerware 9155 8-10kVA- Two or Three Unit Parallel, 5 x 8	OSTUP9155P10CX	\$800
Powerware 9155 12-15kVA- Two or Three Unit Parallel, 5 x 8	OSTUP9155P15CX	\$1,000

SERVICE PLANS

Single-phase

POWERWARE 9170+ UPS SERVICE PLANS - CONCURRENT PRICING (ON-SITE SERVICE IS 7 X 24)

	Contract	Gold Plan Plus	List Price	On-Site Gold Plan	List Price	On-Site Gold Plan Plus	List Price
	Duration	Part Number		Part Number		Part Number	
9170+	2 YR	2XXGP91703SLTCX	\$628	20SGX91703SLTCX	\$789	20SGP91703SLTCX	\$1,176
3-Slot Cabinet	3 YR	3XXGP91703SLTCX	\$865	30SGX91703SLTCX	\$1,179	30SGP91703SLTCX	\$1,975
	5 YR	5XXGP91703SLTCX	\$1,143	50SGX91703SLTCX	\$1,740	50SGP91703SLTCX	\$3,242
	9170+	2 YR	2XXGP91706SLTCX	\$712	20SGX91706SLTCX	\$873	20SGP91706SLTCX
6-Slot Cabinet	3 YR	3XXGP91706SLTCX	\$1,251	30SGX91706SLTCX	\$1,565	30SGP91706SLTCX	\$2,362
	5 YR	5XXGP91706SLTCX	\$1,900	50SGX91706SLTCX	\$2,496	50SGP91706SLTCX	\$3,999
	9170+	2 YR	2XXGP91709SLTCX	\$786	20SGX91709SLTCX	\$947	20SGP91709SLTCX
9-Slot Cabinet	3 YR	3XXGP91709SLTCX	\$1,590	30SGX91709SLTCX	\$1,904	30SGP91709SLTCX	\$2,700
	5 YR	5XXGP91709SLTCX	\$2,561	50SGX91709SLTCX	\$3,158	50SGP91709SLTCX	\$4,661
	9170+	2 YR	2XXGP917012SLCX	\$870	20SGX917012SLCX	\$1,031	20SGP917012SLCX
12-Slot Cabinet	3 YR	3XXGP917012SLCX	\$1,976	30SGX917012SLCX	\$2,290	30SGP917012SLCX	\$3,087
	5 YR	5XXGP917012SLCX	\$3,318	50SGX917012SLCX	\$3,915	50SGP917012SLCX	\$5,417
	9170+	2 YR	2XXGP9170B6SLCX	\$225	20SGX9170B6SLCX	\$276	20SGP9170B6SLCX
6-Slot External Battery Cabinet	3 YR	3XXGP9170B6SLCX	\$1,008	30SGX9170B6SLCX	\$1,081	30SGP9170B6SLCX	\$1,177
	5 YR	5XXGP9170B6SLCX	\$1,895	50SGX9170B6SLCX	\$2,029	50SGP9170B6SLCX	\$2,188
	9170+	2 YR	2XXGP9170B9SLCX	\$304	20SGX9170B9SLCX	\$355	20SGP9170B9SLCX
9-Slot External Battery Cabinet	3 YR	3XXGP9170B9SLCX	\$1,528	30SGX9170B9SLCX	\$1,601	30SGP9170B9SLCX	\$1,697
	5 YR	5XXGP9170B9SLCX	\$2,920	50SGX9170B9SLCX	\$3,053	50SGP9170B9SLCX	\$3,213
	9170+	2 YR	2XXGP9170B12SCX	\$382	20SGX9170B12SCX	\$434	20SGP9170B12SCX
12-Slot External Battery Cabinet	3 YR	3XXGP9170B12SCX	\$2,048	30SGX9170B12SCX	\$2,121	30SGP9170B12SCX	\$2,217
	5 YR	5XXGP9170B12SCX	\$3,944	50SGX9170B12SCX	\$4,077	50SGP9170B12SCX	\$4,237

Powerware 9170+ UPS PowerTrust Service Plans (include eNotify remote monitoring)

Product	Contract	PowerTrust Gold Plan Plus	List Price	PowerTrust On-Site Gold Plan	List Price	PowerTrust On-Site Gold Plan Plus	List Price
	Duration	Part Number		Part Number		Part Number	
9170+	2 YR	2XPGP91703SLTCX	\$868	20PGX91703SLTCX	\$1,029	20PGP91703SLTCX	\$1,416.00
3-Slot Cabinet	3 YR	3XPGP91703SLTCX	\$1,225	30PGX91703SLTCX	\$1,539	30PGP91703SLTCX	\$2,335
	5 YR	5XPGP91703SLTCX	\$1,743	50PGX91703SLTCX	\$2,340	50PGP91703SLTCX	\$3,842
	9170+	2 YR	2XPGP91706SLTCX	\$1,032	20PGX91706SLTCX	\$1,193	20PGP91706SLTCX
6-Slot Cabinet	3 YR	3XPGP91706SLTCX	\$1,731	30PGX91706SLTCX	\$2,045	30PGP91706SLTCX	\$2,842
	5 YR	5XPGP91706SLTCX	\$2,700	50PGX91706SLTCX	\$3,296	50PGP91706SLTCX	\$4,799
	9170+	2 YR	2XPGP91709SLTCX	\$1,186	20PGX91709SLTCX	\$1,347	20PGP91709SLTCX
9-Slot Cabinet	3 YR	3XPGP91709SLTCX	\$2,190	30PGX91709SLTCX	\$2,504	30PGP91709SLTCX	\$3,300
	5 YR	5XPGP91709SLTCX	\$3,561	50PGX91709SLTCX	\$4,158	50PGP91709SLTCX	\$5,661
	9170+	2 YR	2XPGP917012SLCX	\$1,270	20PGX917012SLCX	\$1,431	20PGP917012SLCX
12-Slot Cabinet	3 YR	3XPGP917012SLCX	\$2,576.00	30PGX917012SLCX	\$2,890	30PGP917012SLCX	\$3,687
	5 YR	5XPGP917012SLCX	\$4,318	50PGX917012SLCX	\$4,915	50PGP917012SLCX	\$6,417

SERVICE PLANS

Single-phase

FERRUPS RACK AND TOWER BASE UNIT SERVICE PLANS (ON-SITE SERVICE IS 7 X 24)

Product	Contract Duration	Gold Plan		Gold Plan Plus		On-Site Gold Plan		On-Site Gold Plan Plus	
		Part Number	List Price	Part Number	List Price	Part Number	List Price	Part Number	List Price
500 - 850 VA	2 YR	2XXGXFERRX850CX	\$82	2XXGPFERRX850CX	\$708	20SGXFERRX850CX	\$789	20SGPFERRX850CX	\$922
	3 YR	3XXGXFERRX850CX	\$266	3XXGPFERRX850CX	\$908	30SGXFERRX850CX	\$934	30SGPFERRX850CX	\$1,473
	5 YR	5XXGXFERRX850CX	\$497	5XXGPFERRX850CX	\$1,283	50SGXFERRX850CX	\$1,558	50SGPFERRX850CX	\$2,420
1.15 - 1.4 kVA	2 YR	2XXGXFERR1400CX	\$150	2XXGPFERR1400CX	\$772	20SGXFERR1400CX	\$885	20SGPFERR1400CX	\$959
	3 YR	3XXGXFERR1400CX	\$424	3XXGPFERR1400CX	\$1,068	30SGXFERR1400CX	\$1,283	30SGPFERR1400CX	\$1,593
	5 YR	5XXGXFERR1400CX	\$730	5XXGPFERR1400CX	\$1,611	50SGXFERR1400CX	\$2,115	50SGPFERR1400CX	\$2,642
1.8 - 3.1 kVA	2 YR	2XXGXFERR3100CX	\$182	2XXGPFERR3100CX	\$802	20SGXFERR3100CX	\$1,042	20SGPFERR3100CX	\$1,224
	3 YR	3XXGXFERR3100CX	\$551	3XXGPFERR3100CX	\$1,179	30SGXFERR3100CX	\$1,411	30SGPFERR3100CX	\$2,056
	5 YR	5XXGXFERR3100CX	\$1,134	5XXGPFERR3100CX	\$1,859	50SGXFERR3100CX	\$2,400	50SGPFERR3100CX	\$3,415
4.3 - 7.0 kVA	2 YR	N/A	N/A	2XXGPFERR7KVACX	\$841	20SGXFERR7KVACX	\$1,374	20SGPFERR7KVACX	\$2,273
	3 YR	N/A	N/A	3XXGPFERR7KVACX	\$1,461	30SGXFERR7KVACX	\$1,722	30SGPFERR7KVACX	\$3,095
	5 YR	N/A	N/A	5XXGPFERR7KVACX	\$2,248	50SGXFERR7KVACX	\$2,465	50SGPFERR7KVACX	\$4,737
10 kVA	2 YR	N/A	N/A	2XXGPFERR10KVXCX	\$873	20SGXFERR10KVXCX	\$1,396	20SGPFERR10KVXCX	\$2,295
	3 YR	N/A	N/A	3XXGPFERR10KVXCX	\$1,749	30SGXFERR10KVXCX	\$1,973	30SGPFERR10KVXCX	\$3,160
	5 YR	N/A	N/A	5XXGPFERR10KVXCX	\$2,784	50SGXFERR10KVXCX	\$2,856	50SGPFERR10KVXCX	\$4,858
12.5 - 18 kVA	2 YR	N/A	N/A	2XXGPFERR18KVXCX	\$890	20SGXFERR18KVXCX	\$1,562	20SGPFERR18KVXCX	\$2,436
	3 YR	N/A	N/A	3XXGPFERR18KVXCX	\$2,288	30SGXFERR18KVXCX	\$2,391	30SGPFERR18KVXCX	\$3,499
	5 YR	N/A	N/A	5XXGPFERR18KVXCX	\$3,937	50SGXFERR18KVXCX	\$3,596	50SGPFERR18KVXCX	\$5,646

FERRUPS EXTERNAL BATTERY CABINETS (ON-SITE PLANS ARE 7 X 24)

GROUP 1	Contract Duration	Gold Plan		Gold Plan Plus		On-Site Gold Plan		On-Site Gold Plan Plus	
		Part Number	List Price	Part Number	List Price	Part Number	List Price	Part Number	List Price
21 ME	2 YR	2XXGXFERRXBG1CX	\$74	2XXGPFERRXBG1CX	\$106	20SGXFERRXBG1CX	\$137	20SGPFERRXBG1CX	\$226
	3 YR	3XXGXFERRXBG1CX	\$268	3XXGPFERRXBG1CX	\$300	30SGXFERRXBG1CX	\$375	30SGPFERRXBG1CX	\$510
	5 YR	5XXGXFERRXBG1CX	\$541	5XXGPFERRXBG1CX	\$574	50SGXFERRXBG1CX	\$738	50SGPFERRXBG1CX	\$961
GROUP 2									
8ME EBPS4.3R	2 YR	2XXGXFERRXBG2CX	\$79	2XXGPFERRXBG2CX	\$111	20SGXFERRXBG2CX	\$153	20SGPFERRXBG2CX	\$240
9ME EBPS10	3 YR	3XXGXFERRXBG2CX	\$436	3XXGPFERRXBG2CX	\$469	30SGXFERRXBG2CX	\$551	30SGPFERRXBG2CX	\$683
24ME 1FE 25ME 1re	5 YR	5XXGXFERRXBG2CX	\$946	5XXGPFERRXBG2CX	\$978	50SGXFERRXBG2CX	\$1,140	50SGPFERRXBG2CX	\$1,345
GROUP 3									
2FE 9FE	2 YR	2XXGXFERRXBG3CX	\$79	2XXGPFERRXBG3CX	\$112	20SGXFERRXBG3CX	\$177	20SGPFERRXBG3CX	\$261
16FE 2re	3 YR	3XXGXFERRXBG3CX	\$599	3XXGPFERRXBG3CX	\$646	30SGXFERRXBG3CX	\$746	30SGPFERRXBG3CX	\$873
1rd	5 YR	5XXGXFERRXBG3CX	\$1,311	5XXGPFERRXBG3CX	\$1,344	50SGXFERRXBG3CX	\$1,560	50SGPFERRXBG3CX	\$1,765
GROUP 4									
EBPS12.5	2 YR	2XXGXFERRXBG4CX	\$79	2XXGPFERRXBG4CX	\$111	20SGXFERRXBG4CX	\$174	20SGPFERRXBG4CX	\$257
EBPS18	3 YR	3XXGXFERRXBG4CX	\$378	3XXGPFERRXBG4CX	\$411	30SGXFERRXBG4CX	\$511	30SGPFERRXBG4CX	\$641
8FE	5 YR	5XXGXFERRXBG4CX	\$825	5XXGPFERRXBG4CX	\$857	50SGXFERRXBG4CX	\$1,054	50SGPFERRXBG4CX	\$1,261
GROUP 5									
10ME 11ME	2 YR	2XXGXFERRXBG5CX	\$147	2XXGPFERRXBG5CX	\$181	20SGXFERRXBG5CX	\$234	20SGPFERRXBG5CX	\$317
12ME 3FE	3 YR	3XXGXFERRXBG5CX	\$1,056	3XXGPFERRXBG5CX	\$1,084	30SGXFERRXBG5CX	\$1,243	30SGPFERRXBG5CX	\$1,266
4FE 2rd	5 YR	5XXGXFERRXBG5CX	\$2,499	5XXGPFERRXBG5CX	\$2,347	50SGXFERRXBG5CX	\$2,682	50SGPFERRXBG5CX	\$2,799
GROUP 6									
13ME	2 YR	2XXGXFERRXBG6CX	\$158	2XXGPFERRXBG6CX	\$190	20SGXFERRXBG6CX	\$252	20SGPFERRXBG6CX	\$336
5FE	3 YR	3XXGXFERRXBG6CX	\$1,308	3XXGPFERRXBG6CX	\$1,343	30SGXFERRXBG6CX	\$1,419	30SGPFERRXBG6CX	\$1,550
3rd	5 YR	5XXGXFERRXBG6CX	\$2,868	5XXGPFERRXBG6CX	\$2,903	50SGXFERRXBG6CX	\$3,046	50SGPFERRXBG6CX	\$3,246
GROUP 7									
10FE	2 YR	2XXGXFERRXBG7CX	\$194	2XXGPFERRXBG7CX	\$227	20SGXFERRXBG7CX	\$290	20SGPFERRXBG7CX	\$382
17FE	3 YR	3XXGXFERRXBG7CX	\$1,355	3XXGPFERRXBG7CX	\$1,388	30SGXFERRXBG7CX	\$1,477	30SGPFERRXBG7CX	\$1,648
	5 YR	5XXGXFERRXBG7CX	\$2,994	5XXGPFERRXBG7CX	\$3,027	50SGXFERRXBG7CX	\$3,202	50SGPFERRXBG7CX	\$3,409
GROUP 8									
14ME 6FE	2 YR	2XXGXFERRXBG8CX	\$315	2XXGPFERRXBG8CX	\$338	20SGXFERRXBG8CX	\$411	20SGPFERRXBG8CX	\$494
11FE 12FE	3 YR	3XXGXFERRXBG8CX	\$2,359	3XXGPFERRXBG8CX	\$2,351	30SGXFERRXBG8CX	\$2,532	30SGPFERRXBG8CX	\$2,574
18FE 19FE	5 YR	5XXGXFERRXBG8CX	\$5,147	5XXGPFERRXBG8CX	\$5,180	50SGXFERRXBG8CX	\$5,332	50SGPFERRXBG8CX	\$5,563
GROUP 9									
15ME 7FE	2 YR	2XXGXFERRXBG9CX	\$385	2XXGPFERRXBG9CX	\$417	20SGXFERRXBG9CX	\$480	20SGPFERRXBG9CX	\$563
13FE 20FE	3 YR	3XXGXFERRXBG9CX	\$3,241	3XXGPFERRXBG9CX	\$3,274	30SGXFERRXBG9CX	\$3,343	30SGPFERRXBG9CX	\$3,473
	5 YR	5XXGXFERRXBG9CX	\$7,202	5XXGPFERRXBG9CX	\$7,223	50SGXFERRXBG9CX	\$7,344	50SGPFERRXBG9CX	\$7,552
GROUP 10									
14FE	2 YR	2XXGXFERRBG10CX	\$667	2XXGPFERRBG10CX	\$700	20SGXFERRBG10CX	\$773	20SGPFERRBG10CX	\$856
21FE	3 YR	3XXGXFERRBG10CX	\$5,348	3XXGPFERRBG10CX	\$5,380	30SGXFERRBG10CX	\$5,449	30SGPFERRBG10CX	\$5,579
	5 YR	5XXGXFERRBG10CX	\$11,909	5XXGPFERRBG10CX	\$11,941	50SGXFERRBG10CX	\$12,059	50SGPFERRBG10CX	\$12,266
GROUP 11									
15FE	2 YR	2XXGXFERRBG11CX	\$1,014	2XXGPFERRBG11CX	\$1,046	20SGXFERRBG11CX	\$1,120	20SGPFERRBG11CX	\$1,203
22FE	3 YR	3XXGXFERRBG11CX	\$8,268	3XXGPFERRBG11CX	\$8,301	30SGXFERRBG11CX	\$8,343	30SGPFERRBG11CX	\$8,473
	5 YR	5XXGXFERRBG11CX	\$18,423	5XXGPFERRBG11CX	\$18,455	50SGXFERRBG11CX	\$18,520	50SGPFERRBG11CX	\$18,727

SERVICE PLANS

Powerware Three-phase UPS Contract and Warranty Comparison Chart

SUPPORT AGREEMENTS

	PowerTrust Preferred™	PowerTrust	PowerTrust VALUE	PowerTrust EXPRESS
Powerware Three-phase UPS Models				
Powerware BladeUPS ¹		•	•	•
Powerware 9355 UPS	•	•	•	
Powerware PDU/RPP		•	•	
Coverage				
Electronics	•	•	•	•
Battery	Optional	Optional 1	Optional 1	•
Hours	7x24	7x24	5x8	Depot
Response ²	8HR	8HR	next bus day	Advance Swap
Features				
UPS PMs ³	2 - 7x24	1 - 5x8	1 - 5x8	0
Battery PMs ³	2 - 7x24	1 - 5x8	0	0
Remote Monitoring	eNotify	eNotify	eNotify	eNotify
Discounts ⁴	30%	15%	0%	0%

WARRANTY AND SERVICE PROTECTION PLAN

	Start-Up	1 YR UPS parts and labor 7x24, 8 HR	1 YR depot
Powerware Three-phase UPS Models			
Powerware BladeUPS ¹	Optional		•
Powerware 9355 UPS	Optional	Optional 5	
Powerware PDU/RPP	Optional	included with start-up	

1. Powerware BladeUPS warranty and service plans coverage includes both electronics and batteries

2. 4 and 2 hour response is limited availability (major markets) call 800/843-9433 to verify

3. PMs (preventive maintenance) are per year and can be upgraded or added to any plan

4. Discounts refer to spare part kits, feature upgrades

5. Powerware 9355 factory warranty is 90 days on site labor, 1 year parts; a purchased Service Protection Plan or PowerTrust plan includes coverage, response and eNotify

Service plans include 7x24 technical support, web site service history and contract priority

Service Protection Plan (SPP) is included with the product warranty on select UPS models

SERVICE PLANS

Three-phase

POWERWARE BLADEUPS SERVICE PRICING (USA)

UPS Model	Coverage or Response ²	BladeUPS	BladeUPS
		12 kVA	60 kVA
		List Prices Per Year	
Installation and Start-Up Services			
On-site Start-Up and Training 5x8 (SOW L-3 or PDU-1)	5x8 P/N	\$1,405 SU06C-BLAD12	\$1,815 SU06C-BLAD60
On-site Start-Up and Training 7x24	7x24 P/N	\$1,860 SU05C-BLAD12	\$2,350 SU05C-BLAD60-

50% discount on additional unit Start-Ups (first unit 100%) at same site

Support Agreements

PowerTrust Service Plan (7x24 on-site UPS electronics/battery parts and labor coverage, annual 5x8 UPS and battery PM, eNotify remote UPS and battery monitoring; 15% discount on upgrades and apre part kits) (SOW R-18)	8hr P/N 4hr P/N 2hr P/N	\$2,250 PT82C-BLAD12 \$2,725 PT42C-BLAD12 \$3,275 PT22C-BLAD12	\$3,370 PT82C-BLAD60 \$3,865 PT42C-BLAD60 \$4,640 PT22C-BLAD60
PowerTrust VALUE Service Plan (5x8 on-site UPS electronics/battery parts and labor coverage, next business day response, annual 5x8 UPS PM, eNotify remote UPS and battery monitoring) (SOW R-27)	5x8 NBD P/N	\$1,575 PVN3C-BLAD12	\$2,360 PVN3C-BLAD60
PowerTrust EXPRESS Service Plan (Depot UPS parts and labor repair or replace coverage, advance swap, next business day shipping, eNotify remote UPS and battery monitoring) (SOW R-28)	Depot P/N	\$850 PEN3C-BLAD12	\$1,450 PEN3C-BLAD60
Extended Battery Module Replacement Coverage, per EBM (Adds replacement coverage for EBM 3U cabinets and batteries; requires a PowerTrust contract; shipping is ground)	Depot P/N On-Site P/N	\$475 BR09C-BLADEBM \$650 BR07C-BLADEBM	\$475 BR09C-BLADEBM \$650 BR07C-BLADEBM

UPS and Battery Preventive Maintenance

Special BladeUPS combined UPS and battery PM (SOW R-2)	5x8 P/N	\$900 0006C-BLAD12	\$1,350 0006C-BLAD60
	7x24 P/N	\$1,250 0005C-BLAD12	\$1,500 0005C-BLAD60

1. Part numbers (P/N) are based on services sold concurrently with product purchase; if service is sold non-concurrently, change digit 5 to "N"

2. 4 and 2 hour response is limited availability (major markets) call 800-843-9433 to verify

3. Bundled PMs with PowerTrust plans cannot be deleted

4. Coverage for BladeUPS warranty and service plans INCLUDES battery replacement coverage. Labor cvg (digit 4) based on the underlying UPS contract or warranty cvg; if no plan is purchased

5. Blade UPS warranty is 1 year parts and labor, depot repair or replace, with registration at www.powerware.com

6. For commissionable transactions only, start-up services cannot be sold below a .80 multiplier

POWERWARE BLADEUPS SPARE PARTS

Description	Part Number	Dimensions (H x W x D, inches)	List Price
Powerware BladeUPS Power Module	103005991-5501	13.0 x 10.0 x 30.0	TBA
Replacement Battery Tray	103005977-551	7.0 x 8.0 x 30.0	TBA

SERVICE PLANS

Three-phase

POWERWARE PDU AND RPP 30 - 300 KVA SERVICE PRICING (USA)

	Coverage or Response ⁵	Powerware PDU 30-125		Powerware PDU 150-300		Powerware RPP 30-300	
		Part Number	List Price	Part Number	List Price	Part Number	List Price
Start-up, training, and Service Protection Plan coverage ¹	5x8	SS83A-PDU125	\$825	SS83A-PDU300	\$925	SS83A-RPP300	\$625
	7x24	SS81A-PDU125	\$1,200	SS81A-PDU300	\$1,400	SS81A-RPP300	\$800
Branch Circuit Monitoring Installation and Start-up ³	5x8	SB83A-PDU125	\$495	SB83A-PDU300	\$555	SB83A-RPP300	\$375
	7x24	SB81A-PDU125	\$720	SB81A-PDU300	\$840	SB81A-RPP300	\$480

50% discount on additional units for same site, same day start-up

Warranty Upgrades

Service Protection Plan Upgrades	4hr	SS41A-PDU125	\$600	SS41A-PDU300	\$750	SS41A-RPP300	\$400
upgrades response time for the first year of service only	2hr	SS21A-PDU125	\$825	SS21A-PDU300	\$1,000	SS21A-RPP300	\$625

Post Warranty Period Coverage

PowerTrust Service Plan

7x24 on-site PDU parts and labor coverage, annual 5x8 PDU PM; 15% discount on upgrades, eNotify	8hr	PT82C-PDU125	\$1,525	PT82C-PDU300	\$2,200	PT82C-RPP300	\$1,225
	4hr	PT42C-PDU125	\$1,680	PT42C-PDU300	\$2,420	PT42C-RPP300	\$1,480
	2hr	PT22C-PDU125	\$2,100	PT22C-PDU300	\$3,025	PT22C-RPP300	\$1,850

PowerTrust VALUE Service Plan

5x8 on-site PDU parts and labor coverage, next business day response, annual 5x8 PDU PM, eNotify	Next Bus Day	PVN3C-PDU125	\$1,070	PVN3C-PDU300	\$1,540	PVN3C-RPP300	\$870
--	--------------	--------------	---------	--------------	---------	--------------	-------

PDU Preventive Maintenance

	5x8	0006C-PDU125	\$650	0006C-PDU300	\$760	0006C-RPP300	\$450
	7x24	0005C-PDU125	\$835	0005C-PDU300	\$1,160	0005C-RPP300	\$535

Spare Part Kits

PDU - RPP's with no Universal Control Board

"A" Spares Kit	106711180	\$5,180	106711180	\$5,180
"B" Spares Kit	106711185	\$2,560	106711185	\$2,560

PDU - RPP's with Universal Control Board

"A" Spares Kit (1" CT Board)	106711205	\$4,234	106711205	\$4,234	106711205	\$4,234
"C" Spares Kit	106711207	\$2,066	106711207	\$2,066	106711207	\$2,066

- Start-up purchase required to activate PDU warranty and Service Protection Plan coverage
- Prices apply only to PDU and RPP products purchased after January 2006; non-Eaton made PDU product use MVS pricing
- Standard Warranty and Service Protection Plan for Powerware PDU includes:
 - 1 year on-site 7x24 parts and labor coverage, 8-hour response
 - 7x24 technical support
 - see PDU Factory Limited Warranty and Service Protection Plan for details
- RPP Warranty is 90 days on-site labor, 1 year parts. If Start-up and Service Protection Plan are purchased for the RPP, then the following apply:
 - 1 year on-site 7x24 parts and labor coverage, 8-hour response
 - 7x24 technical support
 - see RPP Factory Limited Warranty and Service Protection Plan for details
- 4 and 2 hour response has limited availability (major markets). Call 800-843-9433 to verify availability
- Part numbers are based on services sold concurrently with product purchase. If service is sold non-concurrently, change digit 5 to "N"
- "A" Spares Kits includes Control Board, Interface Board, Power Supply Board, Resistor Board, Display Assy, and Fuse
- "B" Spares Kits includes Control Board, Power Supply Board and Fuse
- For commissionable transactions only, start-up services cannot be sold below a .80 multiplier

SERVICE PLANS

Three-phase

POWERWARE 9355 UPS SERVICE PRICING (USA)

	Powerware 9355-15			Powerware 9355-30	
	Coverage or Response ²	Part Number	List Price	Part Number	List Price
Start-Up Services					
Start-up, commissioning and user training	5 x 8	SU06B-9355015	\$1,080	SU06B-9355030	\$1,320
	7 x 24	SU05B-9355015	\$1,560	SU05B-9355030	\$1,800
Service Protection Plan					
(7x24 parts and on-site labor and eNotify, connectivity kit)	8hr	SP81B-9355015	\$925	SP81B-9355030	\$1,165
	4hr	SP41B-9355015	\$1,430	SP41B-9355030	\$1,670
	2hr	SP21B-9355015	\$1,620	SP21B-9355030	\$1,860
Warranty PowerTrust™ Service Plan Upgrade³					
For first year of service only; includes on-site labor, eNotify, connectivity kit, preventive maintenance, and discounts	8hr	PT81B-9355015	\$2,425	PT81B-9355030	\$3,065
	4hr	PT41B-9355015	\$2,930	PT41B-9355030	\$3,570
	2hr	PT21B-9355015	\$3,220	PT21B-9355030	\$3,860
Support Agreements					
Post Warranty Period Coverage					
PowerTrust Preferred™ Service Plan³					
(7X24 UPS parts and labor coverage, 2 annual 7x24 UPS and battery PM (4 total), eNotify remote UPS and battery monitoring; 30% discount on upgrades)	8hr	PP81C-9355015	\$5,575	PP81C-9355030	\$6,785
	4hr	PP41C-9355015	\$6,470	PP41C-9355030	\$7,740
	2hr	PP21C-9355015	\$7,565	PP21C-9355030	\$8,885
PowerTrust Service Plan³					
(7X24 UPS parts and labor coverage, annual 5x8 UPS and battery PM (4 total), eNotify remote UPS and battery monitoring; 15% discount on upgrades)	8hr	PT82C-9355015	\$3,115	PT82C-9355030	\$3,733
	4hr	PT42C-9355015	\$3,935	PT42C-9355030	\$4,610
	2hr	PT22C-9355015	\$4,600	PT22C-9355030	\$5,322
PowerTrust VALUE Service Plan					
(5x8 UPS parts and labor coverage, next business day response, annual 5x8 UPS PM, eNotify remote UPS and battery monitoring)	5x8 Next Bus Day	PVN3C-9355015	\$2,175	PVN3C-9355030	\$2,327
2 Year Battery Labor Coverage adder¹					
(adds labor and freight to 2YR battery parts warranty)	Per Cabinet Pricing				
		BL07C-9355015	\$300	BL07C-9355030	\$300

Part numbers (P/N) are based on services sold concurrently with product purchase; if service is sold non-concurrently, change digit 5 to "N"

1. Requires a new Eaton Powerware branded battery installed at factory or replacement; price is per set of internal or battery cabinet. Labor cvg (digit 4) based on the underlying UPS contract or warranty cvg; if no plan is purchased, 5x8 cvg applies

2. 4 and 2 hour response is limited availability (major markets) call 800/843-9433 to verify

3. Battery PM's included with PowerTrust Preferred and PowerTrust plans are for the internal batteries only; price additional cabinets as an adder

4. For commissionable transactions only, start-up services cannot be sold below a .80 multiplier

SERVICE PLANS

Three-phase

POWERWARE 9355 UPS SERVICE PRICING (USA) (continued)

	Powerware 9355-15				Powerware 9355-30		
	Coverage Response		Part Number	List Price		Part Number	List Price
Battery Preventive Maintenance Priced per VRLA cabinet	5x8	internal	0006C-BIN-9355015	\$575	internal	0006C-BIN-9355030	\$975
	5x8	EBM 64	0006C-BA6-9355015	\$875	EBC 36	0006C-BA3-9355030	\$875
	5x8	EBM 96	0006C-BA9-9355015	\$1,200	EBC 72	0006C-BA7-9355030	\$1,200
	7x24	internal	0005C-BIN-9355015	\$800	internal	0005C-BIN-9355030	\$1,300
	7x24	EBM 64	0005C-BA6-9355015	\$1,100	EBC 36	0005C-BA3-9355030	\$1,100
	7x24	EBM 96	0005C-BA9-9355015	\$1,350	EBC 72	0005C-BA7-9355030	\$1,350
UPS Preventive Maintenance							
	5x8		0006C-9355015	\$1,100		0006C-9355030	\$1,100
	7x24		0005C-9355015	\$1,250		0005C-9355030	\$1,250

Upgrades (includes parts, labor and 100 miles of travel)

kVA upgrades (5 x 8 pricing; add 10% for 7 x 24)	10 to 15	103004657	\$3,263	20 to 30	103004901	\$4,400
--	----------	-----------	---------	----------	-----------	---------

Field Upgrade Kits (5x8 pricing; add 10% for 7x24)

9355 Parallel Upgrade Kit (covers procedure for 2 UPS modules)	103004948	\$1,640	103005160	\$1,740
9355 Parallel Upgrade Kit (covers procedure for one module)	103004656	\$900	103004336	\$900

Spare Part Kits

"A" Spares Kit	106711169	\$8,240	106711170	\$8,680
"B" Spares Kit	106711181	\$6,120	106711182	\$6,595
"C" Spares Kit	106711183	\$1,815	106711184	\$2,271

Full Battery Coverage (FBC)

Powerware 9355 Full Battery Coverage Pricing

Battery Configuration	Per Year Price	Per Year Price
HR12-34, QTY 32	FB07C32-9355015	\$477
HR12-34, QTY 64	FB07C64-9355015	\$692
HR12-34, QTY 96	FB07C96-9355015	\$890
HR12-34, QTY 108	FB07C108-9355030	\$990
HR12-120, QTY 36	FB07C36-9355030	\$699
HR12-120, QTY 72	FB07C72-9355030	\$1,398

FBC requires one or more battery PM's annually and an underlying Powerware service contract (battery PM is not included in FBC price). Labor cvg (digit 4) based on the underlying UPS contract or warranty cvg.

FBC provides parts and labor replacement coverage for any battery rated below 80% capacity; FBC does not entitle the customer to a full battery update unless all jars are rated below 80%

FBC prices are applied to each year of the contract. To obtain coverage after the initial battery warranty, FBC must be purchases for the entire term including the initial battery warranty term.

FBC and the battery labor adder would not normally be combined as they duplicate coverage.

Part number (P/N) are based on services sold concurrently with product purchase; if service is sold non-concurrently, change digit 5 to "N"

4 and 2 hour response is limited availability (major markets) call 800-843-9433 to verify

POWERWARE THREE-PHASE UPS BATTERIES

All Batteries Are Not Created Equal



Did you know that battery failure is the number one cause of load loss and system downtime? The single-most critical element of UPS performance is battery quality. All it takes is one bad battery to bring your systems down during a power outage or other interruption.

Battery performance varies greatly from one manufacturer to another. Making the wrong decision on batteries can have a serious impact on UPS uptime reliability, causing potentially devastating consequences from power interruptions.

That's why Eaton offers a line of qualified premium batteries for use with Powerware UPS models. Powerware UPS qualified batteries must adhere to Eaton's stringent battery tests and quality specifications.

Benefits of Powerware Batteries

Eaton continuously scans the globe to ensure the highest-quality batteries are available and qualified for use. As new batteries are introduced, we apply a proven qualification process, testing them with our products to verify that they meet or exceed manufacturer specifications and supply maximum runtime.

Using Eaton-qualified batteries gives your customers confidence that their batteries will perform as expected and keep their applications running.

- Batteries are the number one cause of UPS load loss
- One bad battery can ruin an entire string
- Eaton-qualified batteries are backed by a service network of trained and qualified battery customer service engineers
- Only Eaton-qualified batteries are eligible for Eaton service contracts.


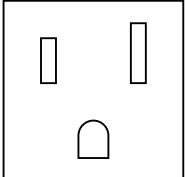
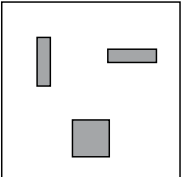
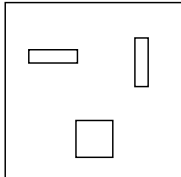
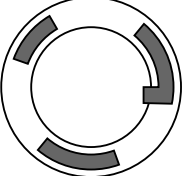
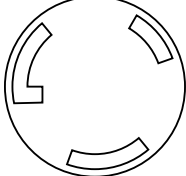
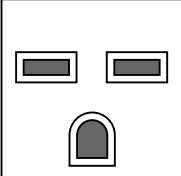
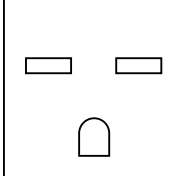
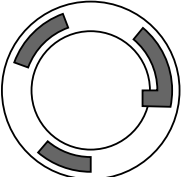
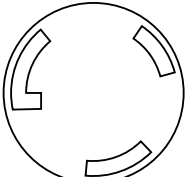
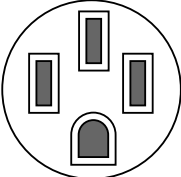
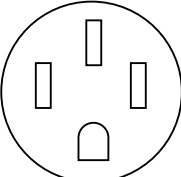
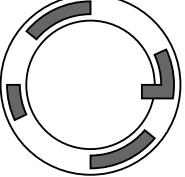
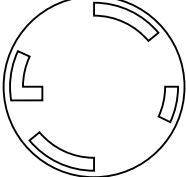
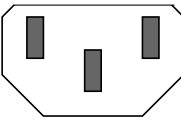
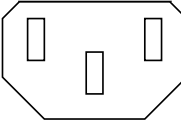
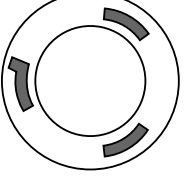
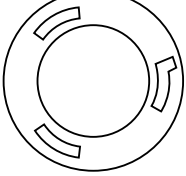
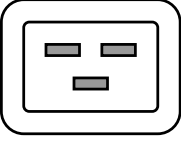
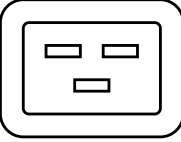
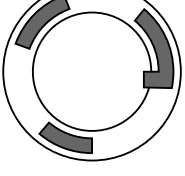
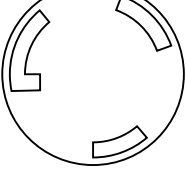

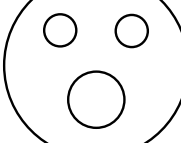
Is your customer willing to risk the availability of their company's mission-critical applications on an unqualified battery?

Also available is a line of Powerware-brand batteries. For use with most three-phase Powerware UPS models and Powerware FERRUPS UPS, including the Powerware 9390 and Powerware 9315 Powerware-brand batteries offer performance and quality at competitive prices.

For complete details and pricing information, download a copy of the Replacement Battery Price Book on the Powerware Salesweb at www.extranet.powerware.com or call 800-843-9433 ext. 3.

RECEPTACLE CHART

Input Plug and Output Receptacle Chart

5-15R 	5-15P 	5-20R 	5-20P 
L5-30R 	L5-30P 	6-15R 	6-15P 
L6-20R 	L6-20P 	14-50R 	14-50P 
L14-30R 	L14-30P 	IEC-320-C13 (female) 	IEC-320-C14 (male) 
L6-15R 	L6-15P 	IEC-320-C19 (female) 	IEC-320-C20 (male) 
L6-30R 	L6-30P 	IEC-309, 16A 	IEC-309, 32A 

R indicates receptacle
P indicates plug
L indicates locking plug or receptacle

SALES RETURN MERCHANDISE AUTHORIZATION (RMA) POLICY

Written authority from Eaton must be obtained before any return or credit will be allowed.

Sales RMAs will be issued for new, unused equipment that is:

- A. Within 30 days of original shipment date
- B. Returned in original sealed packaging
- C. Returned in unmodified, untampered, original condition
- D. A current design

Cancellations and Erroneous Orders:

Any order for standard Powerware products may not be cancelled within thirty days of the date scheduled for shipment/delivery by Eaton. Otherwise the order may be cancelled in accordance with the following:

- Sales RMAs issued for cancellations and erroneous orders will be subject to a minimum 15% restocking/cancellation fee
- Restocking/cancellation fee for standard product, will be 15%
- Restocking/cancellation fee for special, custom or configured products will be a minimum of 50%.
- The buyer is responsible for both inbound and outbound freight charges

Note: Charges may be waived by mutual agreement between buyer and seller. Proper approval and authorization must be obtained and documented in writing before the transaction is initiated.

Erroneous Shipments:

Sales RMAs necessary as a result of shipping/order entry errors will be issued and transacted with no charge to the buyer. Eaton will pay in-bound freight and outbound freight will be similar service level as original shipment.

RMA Expiration:

An RMA is valid for 60 calendar days from date of authorization by Eaton, after which it is subject to cancellation.

Sales Contracts:

An active Sales Contract with clauses relating to return of product for sales credits may supersede the Sales RMA policy statements above.

To request a Sales RMA please contact:

800-356-5794: reference option #4

e-mail: salesrma@eaton.com

WARRANTY

Eaton Electrical Inc. Load Protection Guarantee (US and Canada)

POWERWARE UPS MODELS: 3105, 3110, 3115, 5110, 5115, 5125, 9120, 9125, 9140, 9150, 9155, 9170+, AND FERRUPS

GUARANTOR: The Guarantor for the load protection guaranty set forth herein is Eaton Electrical Inc., a Delaware Corporation Company ("Company").

LIMITED GUARANTY: This load protection guaranty (this "Guaranty") applies only to the original End-User (the "End-User") of any Powerware 3105, 3110, 3115, 5110, 5115, 5125, 9120, 9125, 9140, 9150, 9155, 9170+, and FERRUPS Products (individually and collectively, the "Product") and cannot be transferred. This Guaranty applies even in the event that the Product is initially sold by Company for resale to an End-User.

WHAT THIS GUARANTY COVERS: For the lifetime of the Product, Guarantor promises to repair or replace, at Guarantor's option, the equipment (valued up to the limits shown below*) that is damaged by an AC power line surge, spike, or other transient when properly connected to Guarantor's uninterruptible power system ("UPS"). Reimbursement for or restoration of data loss excluded. This Guaranty applies only if all of the following circumstances arise:

1. The UPS is plugged into properly grounded and wired outlets, using no extension cords, adapters, other ground wires or other electrical connectors;
2. The installation of the UPS complies with all applicable electrical and safety codes described by the National Electric Code (NEC);
3. The UPS was used under normal operating conditions and in accordance with all labels and instructions; and
4. The UPS was not damaged by accident (other than AC power line transient), misuse, or abuse.

***Cumulative Limits to be paid by Guarantor under this Load Protection Guaranty:**

\$25,000 for Powerware UPS Models 3105, 3110 and 3115

\$150,000 for Powerware UPS Models 5110, 5115 and 5125

\$250,000 for Powerware UPS Models 9120, 9125, 9140, 9150, 9155, 9170+, and FERRUPS products

WHAT THIS GUARANTY DOES NOT COVER: Any reimbursement or repair to End-User's equipment does not include reimbursement for or restoration of any data loss. This Guaranty does not cover any defects or damages caused by: (a) failure to properly store the Product before installation, including the charge of batteries no later than the date indicated on the packaging; (b) shipping and delivery of the Product if shipping is FOB Factory; (c) neglect, accident, abuse, misuse, misapplication, or incorrect installation of Product; (d) repair or alteration of Product not authorized in writing by Company personnel or performed by an authorized Company Customer Service Engineer or Agent; (e) improper testing, operation, maintenance, adjustment, or modification of any kind to the Product not authorized in writing by Company personnel or performed by an authorized Company Customer Service Engineer or Agent; or (f) use of the Product under other than normal operating conditions or in a manner inconsistent with the Product's labels or instructions.

This Guaranty is not valid: (a) unless the End-User returns to Company the Warranty Registration Card within thirty (30) days of purchase; or (b) if the Product's serial numbers have been removed or are illegible.

Company shall not be responsible for any charges for testing, checking, removal or installation of any items.

LIMITATION OF LIABILITY: THE REMEDIES OF THE END-USER SET FORTH HEREIN ARE EXCLUSIVE AND ARE THE SOLE REMEDIES FOR ANY FAILURE OF COMPANY TO COMPLY WITH ITS OBLIGATIONS HEREUNDER. EXCEPT AS OTHERWISE PROVIDED FOR IN THIS GUARANTY, IN NO EVENT SHALL COMPANY BE LIABLE IN CONTRACT, IN TORT (INCLUDING NEGLIGENCE OR STRICT LIABILITY) OR OTHERWISE FOR DAMAGE TO PROPERTY OR EQUIPMENT OTHER THAN THE PRODUCTS, INCLUDING LOSS OF PROFITS OR REVENUE, LOSS OF USE OF PRODUCTS, LOSS OF DATA, COST OF CAPITAL, CLAIMS OF CUSTOMERS OF THE END-USER OR ANY SPECIAL, INDIRECT, INCIDENTAL OR CONSEQUENTIAL DAMAGES WHATSOEVER. THE TOTAL CUMULATIVE LIABILITY OF COMPANY HEREUNDER WHETHER THE CLAIMS ARE BASED IN CONTRACT (INCLUDING INDEMNITY), IN TORT (INCLUDING NEGLIGENCE OR STRICT LIABILITY) OR OTHERWISE, SHALL NOT EXCEED THOSE SET FORTH ABOVE.

Company shall not be responsible for failure to provide repair or replacement under this Guaranty due to causes beyond Company's reasonable control.

END-USER'S OBLIGATIONS: In order to receive the benefits of this Guaranty, the End-User must use the Product in a normal way; follow the Product's operation and maintenance manual; and protect against further damage to the Product if there is a covered defect.

OTHER LIMITATIONS: Company's obligations under this Guaranty are expressly conditioned upon receipt by Company of all payments due to it (including interest charges, if any). During such time as Company has not received payment of any amount due to it for the Product, in accordance with the contract terms under which the Product is sold, Company shall have no obligation under this Guaranty.

COSTS NOT RELATED TO GUARANTY: The End-User shall be invoiced for, and shall pay for, all services not expressly provided for by the terms of this Guaranty, including without limitation, site calls involving an inspection that determines no corrective maintenance is required. Any costs for replacement equipment, installation, materials, freight charges, travel expenses or labor of Company representatives outside the terms of this Guaranty will be borne by the End-User.

TO MAKE A CLAIM: In the USA, call the Customer Reliability Center 7x24 at 800-356-5737. Outside of the USA, contact your local Powerware product sales or service representative, or call the Customer Reliability Center in the USA at 919-870-3149. For comments or questions about this Load Protection Guaranty, write to the Customer Quality Representative, 3301 Spring Forest Road, Raleigh, North Carolina 27616 USA.

WARRANTY

Two-Year Limited Warranty

POWERWARE® UPS MODELS: 3105, 3110, 3115, 5110, 5115, 5125, 9104, 9120, 9125, AND FERRUPS® UP TO 3.1 kVA (USA AND CANADA)

WARRANTOR: The warrantor for the limited warranties set forth herein is Eaton Electrical Inc., a Delaware Corporation company (“Company”).

LIMITED WARRANTY: This limited warranty (this “Warranty”) applies only to the original End-User (the “End-user”) of any Powerware 3105, 3110, 3115, 5110, 5115, 5125, 9104, 9120, 9125, and FERRUPS up to 3.1 kVA Products (individually and collectively, the “Product”) purchased on or after June 1, 2004 and cannot be transferred. This Warranty applies even in the event that the Product is initially sold by Company for resale to an End-user.

LIMITED WARRANTY PERIOD: The period covered by this Warranty for Product installed [and currently located] in the fifty (50) United States, the District of Columbia, and Canada is twenty-four (24) months from the date of purchase, or thirty (30) months from the date of shipment.

WHAT THIS LIMITED WARRANTY COVERS: The warrantor warrants that the Product and battery (individually and collectively, the “Warranted Items”) are free of defects in material and workmanship. If, in the opinion of Company, a Warranted Item is defective and the defect is within the terms of this Warranty, Company’s sole obligation will be to repair or replace such defective Warranted Item (including by providing service, parts and labor, as applicable), at the option of Company.

PROCEDURES FOR REPAIR OR REPLACEMENT OF WARRANTED ITEMS: The Warranted Item will be repaired or replaced at a Company site or such other location as determined by Company.

If the Warranted Item is to be replaced by Company, and the End-user supplies a credit card number or purchase order for the value of the replacement product, Company will use commercially reasonable business efforts to ship (via standard ground shipment and at no cost to the End-User) the replacement Warranted Item to the End-user within one (1) business day after Company receives notice of the warranty claim. In such case, the End-user must return (at Company’s expense) the defective Warranted Item to Company in the same packaging as the replacement Warranted Item received by the End-user or as otherwise instructed by Company. If Company does not receive the defective Warranted Item, Company will either charge the End-user’s credit card, or send the End-user an invoice (which the End-user agrees to pay), for the value of the replacement product.

If the Warranted Item is to be replaced by Company, but the End-user is unwilling or unable to supply a credit card number or purchase order for the value of the replacement product, Company will use commercially reasonable business efforts to ship (via standard ground shipment and at no cost to the End-user) the replacement Warranted Item to the End-user within one (1) business day after Company receives the defective product from the End-user.

In any case, Company will provide shipping instructions and will pay its designated carrier for all shipping charges for return of defective equipment and replacement of Warranted Items. Any returned Warranted Item or parts that are replaced may be new or reconditioned. All Warranted Items returned to Company and all parts replaced by Company shall become the property of Company.

WHAT THIS LIMITED WARRANTY DOES NOT COVER: This Warranty does not cover any defects or damages caused by: (a) failure to properly store the Product before installation, including the charge of batteries no later than the date indicated on the packaging; (b) shipping and delivery of the Product if shipping is FOB Factory; (c) neglect, accident, abuse, misuse, misapplication, or incorrect installation; (d) repair or alteration not authorized in writing by Company personnel or performed by an authorized Company Customer Service Engineer or Agent; (e) improper testing, operation, maintenance, adjustment, or modification of any kind not authorized in writing by Company personnel or performed by an authorized Company Customer Service Engineer or Agent; or (f) use of the Product under other than normal operating conditions or in a manner inconsistent with the Product’s labels or instructions.

This Warranty is not valid if the Product’s serial numbers have been removed or are illegible. Any Warranted Items repaired or replaced pursuant to this Warranty will be warranted for the remaining portion of the original Warranty subject to all the terms thereof.

WARRANTY

Two-Year Limited Warranty (*continued*)

Company shall not be responsible for any charges for testing, checking, removal or installation of Warranted Items.

COMPANY DOES NOT WARRANT EQUIPMENT NOT MANUFACTURED BY COMPANY. IF PERMITTED BY THE APPLICABLE MANUFACTURER, COMPANY SHALL PASS THROUGH SUCH MANUFACTURER'S WARRANTIES TO END-USER.

COMPANY DOES NOT WARRANT SOFTWARE, INCLUDING SOFTWARE EMBEDDED IN PRODUCTS, THAT IS NOT CREATED BY COMPANY. WITHOUT LIMITING THE FOREGOING, COMPANY SPECIFICALLY DOES NOT WARRANT SOFTWARE (SUCH AS LINUX) THAT WAS CREATED USING AN "OPEN SOURCE" MODEL OR IS DISTRIBUTED PURSUANT TO AN OPEN SOURCE LICENSE.

THIS WARRANTY IS THE SOLE AND EXCLUSIVE WARRANTY OFFERED BY COMPANY WITH RESPECT TO THE PRODUCTS AND SERVICES AND, EXCEPT FOR SUCH FOREGOING WARRANTY COMPANY DISCLAIMS ALL OTHER WARRANTIES INCLUDING BUT NOT LIMITED TO ANY IMPLIED WARRANTIES OF MERCHANTABILITY, TITLE, NON-INFRINGEMENT, AND FITNESS FOR A PARTICULAR PURPOSE. CORRECTION OF NON-CONFORMITIES IN THE MANNER AND FOR THE PERIOD OF TIME PROVIDED ABOVE SHALL CONSTITUTE COMPANY'S SOLE LIABILITY AND END-USER'S EXCLUSIVE REMEDY FOR FAILURE OF COMPANY TO MEET ITS WARRANTY OBLIGATIONS, WHETHER CLAIMS OF THE END-USER ARE BASED IN CONTRACT, IN TORT (INCLUDING NEGLIGENCE OR STRICT LIABILITY), OR OTHERWISE.

LIMITATION OF LIABILITY: The remedies of the End-user set forth herein are exclusive and are the sole remedies for any failure of Company to comply with its obligations hereunder. In no event shall Company be liable in contract, in tort (including negligence or strict liability) or otherwise for damage to property or equipment other than the Products, including loss of profits or revenue, loss of use of Products, loss of data, cost of capital, claims of customers of the End-user or any special, indirect, incidental or consequential damages whatsoever. The total cumulative liability of Company hereunder whether the claims are based in contract (including indemnity), in tort (including negligence or strict liability) or otherwise, shall not exceed the price of the Product on which such liability is based.

Company shall not be responsible for failure to provide service or parts due to causes beyond Company's reasonable control.

END-USER'S OBLIGATIONS: In order to receive the benefits of this Warranty, the End-user must use the Product in a normal way; follow the Product's operation and maintenance manual; and protect against further damage to the Product if there is a covered defect.

OTHER LIMITATIONS: Company's obligations under this Warranty are expressly conditioned upon receipt by Company of all payments due to it (including interest charges, if any). During such time as Company has not received payment of any amount due to it for the Product, in accordance with the contract terms under which the Product is sold, Company shall have no obligation under this Warranty. Also during such time, the period of this Warranty shall continue to run and the expiration of this Warranty shall not be extended upon payment of any overdue or unpaid amounts.

COSTS NOT RELATED TO WARRANTY: The End-user shall be invoiced for, and shall pay for, all services not expressly provided for by the terms of this Warranty, including without limitation, site calls involving an inspection that determines no corrective maintenance is required. Any costs for replacement equipment, installation, materials, freight charges, travel expenses or labor of Company representatives outside the terms of this Warranty will be borne by the End-user.

OBTAINING WARRANTY SERVICE: In the USA, call the Customer Reliability Center 7x24 at 800-843-9433. Outside of the USA, contact your local Powerware product sales or service representative, or call the Customer Reliability Center in the USA at 919-870-3028. For comments or questions about this Warranty, write to the Customer Quality Representative, 3301 Spring Forest Road, Raleigh, North Carolina 27616 USA.

WARRANTY

Two-Year Limited Warranty

POWERWARE UPS MODELS: 9140, 9155, 9170+, AND FERRUPS 4.3-18 kVA (USA AND CANADA)

WARRANTOR: The warrantor for the limited warranties set forth herein is Eaton Electrical Inc., a Delaware Corporation company ("Company").

LIMITED WARRANTY: This limited warranty (this "Warranty") applies only to the original end-user (the "End-user") of any Powerware 9140, 9155, 9170, and FERRUPS 4.3-18 kVA Products (individually and collectively, the "Product") purchased on or after June 1, 2004 and cannot be transferred. This Warranty applies even in the event that the Product is initially sold by Company for resale to an End-user.

LIMITED WARRANTY PERIOD: The period covered by this Warranty for Product installed [and currently located] in the fifty (50) United States, the District of Columbia, and Canada is twenty-four (24) months from the date of purchase for parts, or thirty (30) months from the date of shipment for parts, and ninety (90) days from the date of purchase for labor, as further clarified in the following sections.

WHAT THIS LIMITED WARRANTY COVERS: The warrantor warrants that the Product and battery (individually and collectively, the "Warranted Items") are free of defects in material and workmanship. If, in the opinion of Company, a Warranted Item is defective and the defect is within the terms of this Warranty, Company's sole obligation will be to repair or replace such defective Warranted Items (including by providing service, parts and labor, as applicable), at the option of Company, and such repair or replacement shall be at either the End-user's location, Company's site, or such other location as determined by Company. All Warranted Items returned to Company and all parts replaced by Company shall become the property of Company. Expenses for any labor to repair the Warranted Item beyond the initial ninety (90) days are the sole responsibility of the End-user.

PROCEDURES FOR REPAIR OR REPLACEMENT OF WARRANTED ITEMS: When shipment is required of End-user: When Company determines that the Warranted Item will be repaired or replaced at a Company site or such other location, and the End-user must ship to Company the defective Warranted Item, the following procedures are required.

If the Warranted Item is to be replaced by Company, and the End-user supplies a credit card number or purchase order for the value of the replacement product, Company will use commercially reasonable business efforts to ship (via standard ground shipment and at no cost to the End-user) the replacement Warranted Item to the End-user within one (1) business day after Company receives notice of the warranty claim. In such case, the End-user must return (at Company's expense) the defective Warranted Item to Company in the same packaging as the replacement Warranted Item received by the End-user or as otherwise instructed by Company. If Company does not receive the defective Warranted Item, Company will either charge the End-user's credit card, or send the End-user an invoice (which the End-user agrees to pay), for the value of the replacement product.

If the Warranted Item is to be replaced by Company, but the End-user is unwilling or unable to supply a credit card number or purchase order for the value of the replacement product, Company will use commercially reasonable business efforts to ship (via standard ground shipment and at no cost to the End-user) the replacement Warranted Item to the End-user within one (1) business day after Company receives the defective product from the End-user.

In any case, Company will provide shipping instructions and will pay its designated carrier for all shipping charges for return of defective equipment and replacement of Warranted Items. Any returned Warranted Item or parts that are replaced may be new or reconditioned. All Warranted Items returned to Company and all parts replaced by Company shall become the property of Company.

WHAT THIS LIMITED WARRANTY DOES NOT COVER: This Warranty does not cover any defects or damages caused by: (a) failure to properly store the Product before installation, including the charge of batteries no later than the date indicated on the packaging; (b) shipping and delivery of the Product if shipping is FOB Factory; (c) neglect, accident, abuse, misuse, misapplication, or incorrect installation; (d) repair or alteration not authorized in writing by Company personnel or performed by an authorized Company Customer Service Engineer or Agent; (e) improper testing, operation, maintenance, adjustment, or modification of any kind not authorized in writing by Company personnel or performed by an authorized Company Customer Service Engineer or Agent; or (f) use of the Product under other than normal operating conditions or in a manner inconsistent with the Product's labels or instructions.

This Warranty is not valid if the Product's serial numbers have been removed or are illegible. Any Warranted Items repaired or replaced pursuant to this Warranty will be warranted for the remaining portion of the original Warranty subject to all the terms thereof.

Company shall not be responsible for any charges for testing, checking, removal or installation of Warranted Items.

WARRANTY

Two-Year Limited Warranty (*continued*)

COMPANY DOES NOT WARRANT EQUIPMENT NOT MANUFACTURED BY COMPANY. IF PERMITTED BY THE APPLICABLE MANUFACTURER, COMPANY SHALL PASS THROUGH SUCH MANUFACTURER'S WARRANTIES TO END-USER.

COMPANY DOES NOT WARRANT SOFTWARE, INCLUDING SOFTWARE EMBEDDED IN PRODUCTS, THAT IS NOT CREATED BY COMPANY. WITHOUT LIMITING THE FOREGOING, COMPANY SPECIFICALLY DOES NOT WARRANT SOFTWARE (SUCH AS LINUX) THAT WAS CREATED USING AN "OPEN SOURCE" MODEL OR IS DISTRIBUTED PURSUANT TO AN OPEN SOURCE LICENSE.

THIS WARRANTY IS THE SOLE AND EXCLUSIVE WARRANTY OFFERED BY COMPANY WITH RESPECT TO THE PRODUCTS AND SERVICES AND, EXCEPT FOR SUCH FOREGOING WARRANTY COMPANY DISCLAIMS ALL OTHER WARRANTIES INCLUDING BUT NOT LIMITED TO ANY IMPLIED WARRANTIES OF MERCHANTABILITY, TITLE, NON-INFRINGEMENT, AND FITNESS FOR A PARTICULAR PURPOSE. CORRECTION OF NON-CONFORMITIES IN THE MANNER AND FOR THE PERIOD OF TIME PROVIDED ABOVE SHALL CONSTITUTE COMPANY'S SOLE LIABILITY AND END-USER'S EXCLUSIVE REMEDY FOR FAILURE OF COMPANY TO MEET ITS WARRANTY OBLIGATIONS, WHETHER CLAIMS OF THE END-USER ARE BASED IN CONTRACT, IN TORT (INCLUDING NEGLIGENCE OR STRICT LIABILITY), OR OTHERWISE.

LIMITATION OF LIABILITY: The remedies of the End-user set forth herein are exclusive and are the sole remedies for any failure of Company to comply with its obligations hereunder. In no event shall Company be liable in contract, in tort (including negligence or strict liability) or otherwise for damage to property or equipment other than the Products, including loss of profits or revenue, loss of use of Products, loss of data, cost of capital, claims of customers of the End-user or any special, indirect, incidental or consequential damages whatsoever. The total cumulative liability of Company hereunder whether the claims are based in contract (including indemnity), in tort (including negligence or strict liability) or otherwise, shall not exceed the price of the Product on which such liability is based.

Company shall not be responsible for failure to provide service or parts due to causes beyond Company's reasonable control.

END-USER'S OBLIGATIONS: In order to receive the benefits of this Warranty, the End-user must use the Product in a normal way; follow the Product's operation and maintenance manual; and protect against further damage to the Product if there is a covered defect.

OTHER LIMITATIONS: Company's obligations under this Warranty are expressly conditioned upon receipt by Company of all payments due to it (including interest charges, if any). During such time as Company has not received payment of any amount due to it for the Product, in accordance with the contract terms under which the Product is sold, Company shall have no obligation under this Warranty. Also during such time, the period of this Warranty shall continue to run and the expiration of this Warranty shall not be extended upon payment of any overdue or unpaid amounts.

COSTS NOT RELATED TO WARRANTY: The End-user shall be invoiced for, and shall pay for, all services not expressly provided for by the terms of this Warranty, including without limitation, site calls involving an inspection that determines no corrective maintenance is required. Any costs for replacement equipment, installation, materials, freight charges, travel expenses or labor of Company representatives outside the terms of this Warranty will be borne by the End-user.

OBTAINING WARRANTY SERVICE: In the USA, call the Customer Reliability Center 7x24 at 800-843-9433. Outside of the USA, contact your local Powerware product sales or service representative, or call the Customer Reliability Center in the USA at 919-870-3028. For comments or questions about this Warranty, write to the Customer Quality Representative, 3301 Spring Forest Road, Raleigh, North Carolina 27616 USA

WARRANTY

One-Year Limited Warranty (Global)

POWERWARE UPS MODEL: BLADEUPS

WARRANTOR: The warrantor for the limited warranties set forth herein is Eaton Electrical Inc., a Delaware Corporation Company ("Company").

LIMITED WARRANTY: This limited warranty (this "Warranty") applies only to the original End-User (the "End-User") of any Powerware BladeUPS Products (individually and collectively, the "Product") purchased and registered with Eaton and cannot be transferred. This Warranty applies even in the event that the Product is initially sold by Company for resale to an End-User.

LIMITED WARRANTY PERIOD: The period covered by this Warranty for the Product installed is twelve (12) months from the date of purchase or eighteen months from the date of Product Shipment, whichever occurs first.

WHAT THIS LIMITED WARRANTY COVERS: The warrantor warrants that the Product and battery (individually and collectively, the "Warranted items") are free of defects in material and workmanship. If, in the opinion of Company, a Warranted Item is defective and the defect is within the terms of this Warranty, Company's sole obligation will be to repair or replace such defective Warranted Item (including by providing service, parts and labor, as applicable), at the option of Company.

PROCEDURES FOR REPAIR OR REPLACEMENT OF WARRANTED ITEMS: The Warranted Item will be repaired or replaced at a Company site or such other location as determined by Company.

If the Warranted Item is to be replaced by Company, and the End-User supplies a credit card number or purchase order for the value of the replacement Product, Company will use commercially reasonable business efforts to ship (via standard ground shipment and at no cost to the End-User) the replacement Warranted Item to the End-User within one (1) business day after Company receives notice of the warranty claim. In such case, the End-User must return (at Company's expense) the defective Warranted Item to Company in the same packaging as the replacement Warranted Item received by the End-User or as otherwise instructed by Company. If Company does not receive the defective Warranted Item, Company will either charge the End-User's credit card, or send the End-User an invoice (which the End-User agrees to pay), for the value of the replacement Product.

If the Warranted Item is to be replaced by Company, but the End-User is unwilling or unable to supply a credit card number or purchase order for the value of the replacement Product, Company will use commercially reasonable business efforts to ship (via standard ground shipment and at no cost to the End-User) the replacement Warranted Item to the End-User within one (1) business day after Company receives the defective Product from the End-User.

In any case, Company will provide shipping instructions and will pay its designated carrier for all shipping charges for return of defective equipment and replacement of Warranted Items. Any returned Warranted Item or parts that are replaced may be new or reconditioned. All Warranted Items returned to Company and all parts replaced by Company shall become the property of Company.

WHAT THIS LIMITED WARRANTY DOES NOT COVER: This Warranty does not cover any defects or damages caused by: (a) failure to properly store the Product before installation, including the charge of batteries no later than the date indicated on the packaging; (b) shipping and delivery of the Product if shipping is FOB Factory; (c) damage caused by fire, flood, lightning, vandalism, acts of God, Customer's neglect, misuse, misapplication, incorrect connection or external damage; or that has been subject to repair or alteration by customer (or a third party) not authorized by Company in writing; (d) repair or alteration not performed by an authorized Company Service Engineer or Agent; (e) improper testing, operation, maintenance, adjustment, or modification of any kind not authorized in writing by Company personnel or performed by an authorized Company Customer Service Engineer or Agent; or (f) use of the Product under other than normal operating conditions or in a manner inconsistent with the Product's labels or instructions.

This Warranty is not valid if the Product's serial numbers have been removed or are illegible. Any Warranted Items repaired or replaced pursuant to this Warranty will be warranted for the remaining portion of the original Warranty subject to all the terms thereof.

Company shall not be responsible for any charges for testing, checking, removal or installation of Warranted Items.

COMPANY DOES NOT WARRANT EQUIPMENT NOT MANUFACTURED BY COMPANY. IF PERMITTED BY THE APPLICABLE MANUFACTURER, COMPANY SHALL PASS THROUGH SUCH MANUFACTURER'S WARRANTIES TO END-USER.

WARRANTY

One-Year Limited Warranty (Global) *(continued)*

COMPANY DOES NOT WARRANT SOFTWARE, INCLUDING SOFTWARE EMBEDDED IN PRODUCTS, THAT IS NOT CREATED BY COMPANY. WITHOUT LIMITING THE FOREGOING, COMPANY SPECIFICALLY DOES NOT WARRANT SOFTWARE (SUCH AS LINUX) THAT WAS CREATED USING AN "OPEN SOURCE" MODEL OR IS DISTRIBUTED PURSUANT TO AN OPEN SOURCE LICENSE.

THIS WARRANTY IS THE SOLE AND EXCLUSIVE WARRANTY OFFERED BY COMPANY WITH RESPECT TO THE PRODUCTS AND SERVICES AND, EXCEPT FOR SUCH FOREGOING WARRANTY COMPANY DISCLAIMS ALL OTHER WARRANTIES INCLUDING BUT NOT LIMITED TO ANY IMPLIED WARRANTIES OF MERCHANTABILITY, TITLE, NON-INFRINGEMENT, AND FITNESS FOR A PARTICULAR PURPOSE. CORRECTION OF NON-CONFORMITIES IN THE MANNER AND FOR THE PERIOD OF TIME PROVIDED ABOVE SHALL CONSTITUTE COMPANY'S SOLE LIABILITY AND END-USER'S EXCLUSIVE REMEDY FOR FAILURE OF COMPANY TO MEET ITS WARRANTY OBLIGATIONS, WHETHER CLAIMS OF THE END-USER ARE BASED IN CONTRACT, IN TORT (INCLUDING NEGLIGENCE OR STRICT LIABILITY), OR OTHERWISE.

LIMITATION OF LIABILITY: The remedies of the End-User set forth herein are exclusive and are the sole remedies for any failure of Company to comply with its obligations hereunder. In no event shall Company be liable in contract, in tort (including negligence or strict liability) or otherwise for damage to property or equipment other than the Products, including loss of profits or revenue, loss of use of Products, loss of data, cost of capital, claims of customers of the End-User or any special, indirect, incidental or consequential damages whatsoever. The total cumulative liability of Company hereunder whether the claims are based in contract (including indemnity), in tort (including negligence or strict liability) or otherwise, shall not exceed the price of the Product on which such liability is based.

Company shall not be responsible for failure to provide service or parts due to causes beyond Company's reasonable control.

END-USER'S OBLIGATIONS: In order to receive the benefits of this Warranty, the End-User must register the product warranty (via mail or online at www.powerware.com "warranty registration"); use the Product in a normal way; follow the Product's user's guide; and protect against further damage to the Product if there is a covered defect.

OTHER LIMITATIONS: Company's obligations under this Warranty are expressly conditioned upon receipt by Company of all payments due to it (including interest charges, if any). During such time as Company has not received payment of any amount due to it for the Product, in accordance with the contract terms under which the Product is sold, Company shall have no obligation under this Warranty. Also during such time, the period of this Warranty shall continue to run and the expiration of this Warranty shall not be extended upon payment of any overdue or unpaid amounts.

COSTS NOT RELATED TO WARRANTY: The End-User shall be invoiced for, and shall pay for, all services not expressly provided for by the terms of this Warranty, including without limitation, site calls involving an inspection that determines no corrective maintenance is required. Any costs for replacement equipment, installation, materials, freight charges, travel expenses or labor of Company representatives outside the terms of this Warranty will be borne by the End-User.

OBTAINING WARRANTY SERVICE: In the USA, call the Customer Reliability Center 7 x 24 at 800-356-5737. Outside of the USA, contact your local Powerware product sales or service representative, or call the Customer Reliability Center in the USA at 919-870-3149. For comments or questions about this Warranty, write to the Customer Quality Representative, 3301 Spring Forest Road, Raleigh, North Carolina 27616 USA.

WARRANTY

Two-Year Limited Warranty (USA and Canada)

POWERWARE CONNECTIVITY DEVICES

WARRANTOR: The warrantor for the limited warranties set forth herein is Eaton Electrical Inc., a Delaware Corporation Company (“Company”).

LIMITED WARRANTY: This limited warranty (this “Warranty”) applies only to the original End-User (the “End-User”) of any Powerware-branded Connectivity Devices (the “Product”) purchased on or after June 1, 2004 and cannot be transferred. This Warranty applies even in the event that the Product is initially sold by Company for resale to an End-User.

LIMITED WARRANTY PERIOD: The period covered by this Warranty for the Product installed [and currently located] in the fifty (50) United States, the District of Columbia, and Canada is twenty-four (24) months from the date of purchase.

WHAT THIS LIMITED WARRANTY COVERS: The warrantor warrants that the Product (the “Warranted Item”) is free from defects in material and workmanship. If, in the opinion of Company, a Warranted Item is defective and the defect is within the terms of this Warranty, Company’s sole obligation will be to repair or replace such defective Warranted Item (including by providing service, parts and labor, as applicable), at the option of Company.

PROCEDURES FOR REPAIR OR REPLACEMENT OF WARRANTED ITEMS: The Warranted Item will be repaired or replaced at a Company site or such other location as determined by Company.

If the Warranted Item is to be replaced by Company, and the End-User supplies a credit card number or purchase order for the value of the replacement Product, Company will use commercially reasonable business efforts to ship (via standard ground shipment and at no cost to the End-User) the replacement Warranted Item to the End-User within one (1) business day after Company receives notice of the warranty claim. In such case, the End-User must return (at Company’s expense) the defective Warranted Item to Company in the same packaging as the replacement Warranted Item received by the End-User or as otherwise instructed by Company. If Company does not receive the defective Warranted Item, Company will either charge the End-User’s credit card, or send the End-User an invoice (which the End-User agrees to pay), for the value of the replacement Product.

If the Warranted Item is to be replaced by Company, but the End-User is unwilling or unable to supply a credit card number or purchase order for the value of the replacement Product, Company will use commercially reasonable business efforts to ship (via standard ground shipment and at no cost to the End-User) the replacement Warranted Item to the End-User within one (1) business day after Company receives the defective Product from the End-User.

In any case, Company will provide shipping instructions and will pay its designated carrier for all shipping charges for return of defective equipment and replacement of Warranted Items. Any returned Warranted Item or parts that are replaced may be new or reconditioned. All Warranted Items returned to Company and all parts replaced by Company shall become the property of Company.

WHAT THIS LIMITED WARRANTY DOES NOT COVER: This Warranty does not cover any defects or damages caused by: (a) failure to properly store the Product before installation; (b) shipping and delivery of the Product if shipping is FOB Factory; (c) neglect, accident, abuse, misuse, misapplication, or incorrect installation; (d) repair or alteration not authorized in writing by Company personnel or performed by an authorized Company Customer Service Engineer or Agent; (e) improper testing, operation, maintenance, adjustment, or modification of any kind not authorized in writing by Company personnel or performed by an authorized Company Customer Service Engineer or Agent; or (f) use of the Product under other than normal operating conditions or in a manner inconsistent with the Product’s labels or instructions.

This Warranty is not valid if the Product’s serial numbers have been removed or are illegible. Any Warranted Items repaired or replaced pursuant to this Warranty will be warranted for the remaining portion of the original Warranty subject to all the terms thereof. Company shall not be responsible for any charges for testing, checking, removal or installation of Warranted Items.

COMPANY DOES NOT WARRANT EQUIPMENT NOT MANUFACTURED BY COMPANY. IF PERMITTED BY THE APPLICABLE MANUFACTURER, COMPANY SHALL PASS THROUGH SUCH MANUFACTURER’S WARRANTIES TO END-USER.

COMPANY DOES NOT WARRANT SOFTWARE (IF APPLICABLE TO THE PRODUCT), INCLUDING SOFTWARE EMBEDDED IN PRODUCTS, THAT IS NOT CREATED BY COMPANY. WITHOUT LIMITING THE FOREGOING, COMPANY SPECIFICALLY DOES NOT WARRANT SOFTWARE (SUCH AS LINUX) THAT WAS CREATED USING AN “OPEN SOURCE” MODEL OR IS DISTRIBUTED PURSUANT TO AN OPEN SOURCE LICENSE.

WARRANTY

Two-Year Limited Warranty (USA and Canada) *(continued)*

COMPANY DOES NOT WARRANT SOFTWARE (IF APPLICABLE TO THE PRODUCT), INCLUDING SOFTWARE EMBEDDED IN PRODUCTS, THAT IS NOT CREATED BY COMPANY. WITHOUT LIMITING THE FOREGOING, COMPANY SPECIFICALLY DOES NOT WARRANT SOFTWARE (SUCH AS LINUX) THAT WAS CREATED USING AN "OPEN SOURCE" MODEL OR IS DISTRIBUTED PURSUANT TO AN OPEN SOURCE LICENSE.

THIS WARRANTY IS THE SOLE AND EXCLUSIVE WARRANTY OFFERED BY COMPANY WITH RESPECT TO THE PRODUCTS AND SERVICES AND, EXCEPT FOR SUCH FOREGOING WARRANTY COMPANY DISCLAIMS ALL OTHER WARRANTIES INCLUDING BUT NOT LIMITED TO ANY IMPLIED WARRANTIES OF MERCHANTABILITY, TITLE, NON-INFRINGEMENT, AND FITNESS FOR A PARTICULAR PURPOSE. CORRECTION OF NON-CONFORMITIES IN THE MANNER AND FOR THE PERIOD OF TIME PROVIDED ABOVE SHALL CONSTITUTE COMPANY'S SOLE LIABILITY AND END-USER'S EXCLUSIVE REMEDY FOR FAILURE OF COMPANY TO MEET ITS WARRANTY OBLIGATIONS, WHETHER CLAIMS OF THE END-USER ARE BASED IN CONTRACT, IN TORT (INCLUDING NEGLIGENCE OR STRICT LIABILITY), OR OTHERWISE.

LIMITATION OF LIABILITY: The remedies of the End-User set forth herein are exclusive and are the sole remedies for any failure of Company to comply with its obligations hereunder. In no event shall Company be liable in contract, in tort (including negligence or strict liability) or otherwise for damage to property or equipment other than the Products, including loss of profits or revenue, loss of use of Products, loss of data, cost of capital, claims of customers of the End-User or any special, indirect, incidental or consequential damages whatsoever. The total cumulative liability of Company hereunder whether the claims are based in contract (including indemnity), in tort (including negligence or strict liability) or otherwise, shall not exceed the price of the Product on which such liability is based.

Company shall not be responsible for failure to provide service or parts due to causes beyond Company's reasonable control.

END-USER'S OBLIGATIONS: In order to receive the benefits of this Warranty, the End-User must use the Product in a normal way; follow the Product's user's guide; and protect against further damage to the Product if there is a covered defect.

OTHER LIMITATIONS: Company's obligations under this Warranty are expressly conditioned upon receipt by Company of all payments due to it (including interest charges, if any). During such time as Company has not received payment of any amount due to it for the Product, in accordance with the contract terms under which the Product is sold, Company shall have no obligation under this Warranty. Also during such time, the period of this Warranty shall continue to run and the expiration of this Warranty shall not be extended upon payment of any overdue or unpaid amounts.

COSTS NOT RELATED TO WARRANTY: The End-User shall be invoiced for, and shall pay for, all services not expressly provided for by the terms of this Warranty, including without limitation, site calls involving an inspection that determines no corrective maintenance is required. Any costs for replacement equipment, installation, materials, freight charges, travel expenses or labor of Company representatives outside the terms of this Warranty will be borne by the End-User.

OBTAINING WARRANTY SERVICE: In the USA, call the Customer Reliability Center 7 x 24 at 800-356-5737. Outside of the USA, contact your local Powerware product sales or service representative, or call the Customer Reliability Center in the USA at 919-870-3149. For comments or questions about this Warranty, write to the Customer Quality Representative, 3301 Spring Forest Road, Raleigh, North Carolina 27616 USA.

WARRANTY

Two-Year Limited Warranty (USA and Canada)

POWERWARE RACK-MOUNTED POWER DISTRIBUTION UNITS

WARRANTOR: The warrantor for the limited warranties set forth herein is Eaton Electrical Inc., a Delaware Corporation Company (“Company”).

LIMITED WARRANTY: This limited warranty (this “Warranty”) applies only to the original End-User (the “End-User”) of any Powerware-branded Rack-Mounted Power Distribution Units (the “Product”) purchased on or after June 1, 2004 and cannot be transferred. This Warranty applies even in the event that the Product is initially sold by Company for resale to an End-User.

LIMITED WARRANTY PERIOD: The period covered by this Warranty for the Product installed [and currently located] in the fifty (50) United States, the District of Columbia, and Canada is twenty-four (24) months from the date of purchase.

WHAT THIS LIMITED WARRANTY COVERS: The warrantor warrants that the Product (the “Warranted Item”) is free from defects in material and workmanship. If, in the opinion of Company, a Warranted Item is defective and the defect is within the terms of this Warranty, Company’s sole obligation will be to repair or replace such defective Warranted Item (including by providing service, parts and labor, as applicable), at the option of Company.

PROCEDURES FOR REPAIR OR REPLACEMENT OF WARRANTED ITEMS: The Warranted Item will be repaired or replaced at a Company site or such other location as determined by Company.

If the Warranted Item is to be replaced by Company, and the End-User supplies a credit card number or purchase order for the value of the replacement Product, Company will use commercially reasonable business efforts to ship (via standard ground shipment and at no cost to the End-User) the replacement Warranted Item to the End-User within one (1) business day after Company receives notice of the warranty claim. In such case, the End-User must return (at Company’s expense) the defective Warranted Item to Company in the same packaging as the replacement Warranted Item received by the End-User or as otherwise instructed by Company. If Company does not receive the defective Warranted Item, Company will either charge the End-User’s credit card, or send the End-User an invoice (which the End-User agrees to pay), for the value of the replacement Product.

If the Warranted Item is to be replaced by Company, but the End-User is unwilling or unable to supply a credit card number or purchase order for the value of the replacement Product, Company will use commercially reasonable business efforts to ship (via standard ground shipment and at no cost to the End-User) the replacement Warranted Item to the End-User within one (1) business day after Company receives the defective Product from the End-User.

In any case, Company will provide shipping instructions and will pay its designated carrier for all shipping charges for return of defective equipment and replacement of Warranted Items. Any returned Warranted Item or parts that are replaced may be new or reconditioned. All Warranted Items returned to Company and all parts replaced by Company shall become the property of Company.

WHAT THIS LIMITED WARRANTY DOES NOT COVER: This Warranty does not cover any defects or damages caused by: (a) failure to properly store the Product before installation; (b) shipping and delivery of the Product if shipping is FOB Factory; (c) neglect, accident, abuse, misuse, misapplication, or incorrect installation; (d) repair or alteration not authorized in writing by Company personnel or performed by an authorized Company Customer Service Engineer or Agent; (e) improper testing, operation, maintenance, adjustment, or modification of any kind not authorized in writing by Company personnel or performed by an authorized Company Customer Service Engineer or Agent; or (f) use of the Product under other than normal operating conditions or in a manner inconsistent with the Product’s labels or instructions.

This Warranty is not valid if the Product’s serial numbers have been removed or are illegible. Any Warranted Items repaired or replaced pursuant to this Warranty will be warranted for the remaining portion of the original Warranty subject to all the terms thereof. Company shall not be responsible for any charges for testing, checking, removal or installation of Warranted Items.

COMPANY DOES NOT WARRANT EQUIPMENT NOT MANUFACTURED BY COMPANY. IF PERMITTED BY THE APPLICABLE MANUFACTURER, COMPANY SHALL PASS THROUGH SUCH MANUFACTURER’S WARRANTIES TO END-USER.

COMPANY DOES NOT WARRANT SOFTWARE (IF APPLICABLE TO THE PRODUCT), INCLUDING SOFTWARE EMBEDDED IN PRODUCTS, THAT IS NOT CREATED BY COMPANY. WITHOUT LIMITING THE FOREGOING, COMPANY SPECIFICALLY DOES NOT WARRANT SOFTWARE (SUCH AS LINUX) THAT WAS CREATED USING AN “OPEN SOURCE” MODEL OR IS DISTRIBUTED PURSUANT TO AN OPEN SOURCE LICENSE.

WARRANTY

Two-Year Limited Warranty (USA and Canada) *(continued)*

THIS WARRANTY IS THE SOLE AND EXCLUSIVE WARRANTY OFFERED BY COMPANY WITH RESPECT TO THE PRODUCTS AND SERVICES AND, EXCEPT FOR SUCH FOREGOING WARRANTY COMPANY DISCLAIMS ALL OTHER WARRANTIES INCLUDING BUT NOT LIMITED TO ANY IMPLIED WARRANTIES OF MERCHANTABILITY, TITLE, NON-INFRINGEMENT, AND FITNESS FOR A PARTICULAR PURPOSE. CORRECTION OF NON-CONFORMITIES IN THE MANNER AND FOR THE PERIOD OF TIME PROVIDED ABOVE SHALL CONSTITUTE COMPANY'S SOLE LIABILITY AND END-USER'S EXCLUSIVE REMEDY FOR FAILURE OF COMPANY TO MEET ITS WARRANTY OBLIGATIONS, WHETHER CLAIMS OF THE END-USER ARE BASED IN CONTRACT, IN TORT (INCLUDING NEGLIGENCE OR STRICT LIABILITY), OR OTHERWISE.

LIMITATION OF LIABILITY: The remedies of the End-User set forth herein are exclusive and are the sole remedies for any failure of Company to comply with its obligations hereunder. In no event shall Company be liable in contract, in tort (including negligence or strict liability) or otherwise for damage to property or equipment other than the Products, including loss of profits or revenue, loss of use of Products, loss of data, cost of capital, claims of customers of the End-User or any special, indirect, incidental or consequential damages whatsoever. The total cumulative liability of Company hereunder whether the claims are based in contract (including indemnity), in tort (including negligence or strict liability) or otherwise, shall not exceed the price of the Product on which such liability is based.

Company shall not be responsible for failure to provide service or parts due to causes beyond Company's reasonable control.

END-USER'S OBLIGATIONS: In order to receive the benefits of this Warranty, the End-User must use the Product in a normal way; follow the Product's user's guide; and protect against further damage to the Product if there is a covered defect.

OTHER LIMITATIONS: Company's obligations under this Warranty are expressly conditioned upon receipt by Company of all payments due to it (including interest charges, if any). During such time as Company has not received payment of any amount due to it for the Product, in accordance with the contract terms under which the Product is sold, Company shall have no obligation under this Warranty. Also during such time, the period of this Warranty shall continue to run and the expiration of this Warranty shall not be extended upon payment of any overdue or unpaid amounts.

COSTS NOT RELATED TO WARRANTY: The End-User shall be invoiced for, and shall pay for, all services not expressly provided for by the terms of this Warranty, including without limitation, site calls involving an inspection that determines no corrective maintenance is required. Any costs for replacement equipment, installation, materials, freight charges, travel expenses or labor of Company representatives outside the terms of this Warranty will be borne by the End-User.

OBTAINING WARRANTY SERVICE: In the USA, call the Customer Reliability Center 7 x 24 at 800-356-5737. Outside of the USA, contact your local Powerware product sales or service representative, or call the Customer Reliability Center in the USA at 919-870-3149. For comments or questions about this Warranty, write to the Customer Quality Representative, 3301 Spring Forest Road, Raleigh, North Carolina 27616 USA.

WARRANTY

Limited Factory Warranty For Powerware Three-phase UPS Products

WARRANTOR: The warrantor for the limited warranties set forth herein is Eaton Electrical Inc., a Delaware Corporation ("Eaton").

LIMITED WARRANTY: This limited warranty (this "Warranty") applies only to the original end-user (the "End-User") of the Powerware 3 Phase UPS Products (the "Product") and cannot be transferred. This Warranty applies even in the event that the Product is initially sold by Eaton for resale to an End-User.

LIMITED WARRANTY PERIOD: The period covered by this Warranty for Product installed [and currently located] in the fifty (50) United States and the District of Columbia is twelve (12) months from the date of Product start-up or eighteen (18) months from date of Product shipment, whichever occurs first, for parts coverage and 90 days from the date of Product start-up for labor coverage. The period covered by this Warranty for Product installed [and currently located] outside of the fifty (50) United States and the District of Columbia is twelve (12) months from the date of Product start-up or eighteen (18) months from date of Product shipment, whichever occurs first, for parts coverage.

WHAT THIS LIMITED WARRANTY COVERS: The warrantor warrants that the Powerware three-phase UPS electronics, Eaton-built accessories, and Powerware-built battery cabinets, (individually and collectively, the "Warranted Items") are free from defects in material and workmanship. If, in the opinion of Eaton, a Warranted Item is defective and the defect is within the terms of this Warranty, Eaton's sole obligation will be to repair or replace such defective item (including by providing service, parts and labor, as applicable), at the option of Eaton. The Warranted Item will be repaired or replaced onsite at the End-User's location or such other location as determined by Eaton. Any parts that are replaced may be new or reconditioned. All parts replaced by Eaton shall become the property of Eaton.

WHAT THIS LIMITED WARRANTY DOES NOT COVER: This Warranty does not cover any defects or damages caused by: (a) failure to properly store the Product before installation, including the "trickle charge" of batteries no later than the date indicated on the packaging; (b) shipping and delivery of the Product if shipping is FOB Factory; (c) neglect, accident, fire, flood, lightning, vandalism, acts of God, Customer's neglect, abuse, misuse, misapplication, incorrect installation; (d) repair or alteration, not authorized in writing by Eaton personnel or performed by an authorized Eaton Customer Service Engineer or Agent; or (e) improper testing, operation, maintenance, adjustment, or any modification of any kind not authorized in writing by Eaton personnel or performed by an authorized Eaton Customer Service Engineer or Agent.

This Warranty is not valid: (a) unless an authorized Eaton Customer Service Engineer (in USA) or Agent (outside of USA) performs start-up and commissioning of the Product; (b) if the Product is moved to a new location by someone other than an authorized Eaton Customer Service Engineer (in USA) or Agent (outside of USA); or (c) if the Product's serial numbers have been removed or are illegible. Any Warranted Items repaired or replaced pursuant to this Warranty will be warranted for the remaining portion of the original Warranty subject to all the terms thereof. Labor warranty is not provided for Product located outside of the fifty (50) United States or the District of Columbia. Any equipment, parts or materials included in the Product and not manufactured by Eaton are warranted solely by the manufacturer of such equipment, parts or materials and are not included as part of this warranty. Batteries are not warranted by Eaton.

THIS WARRANTY IS THE END-USER'S SOLE REMEDY AND IS EXPRESSLY IN LIEU OF, AND THERE ARE NO OTHER, EXPRESSED OR IMPLIED GUARANTEES OR WARRANTIES (INCLUDING ANY IMPLIED WARRANTY OF MERCHANTABILITY OR FITNESS FOR ANY PURPOSE, WHICH ARE EXPRESSLY DISCLAIMED).

LIMITATION OF LIABILITY: In no event shall Eaton be liable for any indirect, incidental, special or consequential damages of any kind or type whatsoever, or based on any claim or cause of action, however denominated. Eaton shall not be responsible for failure to provide service or parts due to causes beyond Eaton's reasonable control. In no case will Eaton's liability under this Warranty exceed the replacement value of the Warranted Items.

END-USER'S OBLIGATIONS: In order to receive the benefits of this Warranty, the End-User must use the Product in a normal way; follow the Product's operators and maintenance manual; and protect against further damage to the Product if there is a covered defect.

OTHER LIMITATIONS: Eaton's obligations under this Warranty are expressly conditioned upon receipt by Eaton of all payments due to it (including interest charges, if any). During such time as Eaton has not received payment of any amount due to it for the Product, in accordance with the contract terms under which the Product is sold, Eaton shall have no obligation under this Warranty. Also during such time, the period of this Warranty shall continue to run and the expiration of this Warranty shall not be extended upon payment of any overdue or unpaid amounts.

COSTS NOT RELATED TO WARRANTY: The End-User shall be invoiced for, and shall pay for, all services not expressly provided for by the terms of this Warranty, including without limitation, site calls involving an inspection that determines no corrective maintenance is required. Any costs for replacement equipment, installation, materials, freight charges, travel expenses or labor of Eaton representatives outside the terms of this Warranty will be borne by the End-User.

OBTAINING WARRANTY SERVICE: In the USA, call the Eaton Customer Reliability Center 7x247 at 800-843-9433. Outside of the USA, call your local Eaton sales or service representative, or call the Eaton Customer Reliability Center in the USA at 919-870-3028. For comment or questions about this Limited Factory Warranty, write to the Customer Quality Representative, 3301 Spring Forest Road, Raleigh, North Carolina 27616 USA.

WARRANTY

Limited Factory Warranty For Powerware 9355 UPS Products

POWERWARE 9355 UPS MODEL

WARRANTOR: The warrantor for the limited warranties set forth herein is Eaton Electrical Inc., a Delaware Corporation ("Eaton").

LIMITED WARRANTY: This limited warranty (this "Warranty") applies only to the original end-user (the "End-User") of the Powerware 9355 UPS Products (the "Product") and cannot be transferred. This Warranty applies even in the event that the Product is initially sold by Eaton for resale to an End-User.

WHAT THIS LIMITED WARRANTY COVERS: The warrantor warrants, within the terms of this Warranty, that the Powerware three-phase UPS electronics, Eaton-built accessories, and Powerware-built battery cabinets, (individually and collectively, the "Warranted Items") are free from defects in material and workmanship.

For Product installed (and currently located) in the fifty (50) United States and the District of Columbia, if, in the opinion of Eaton, a Warranted Item is defective, Eaton's sole obligation, at the option of Eaton, will be to refurbish or replace such defective Warranted Item (including the costs of providing diagnosis, service, and labor ["labor coverage"]). The defective Warranted Item will be refurbished or replaced onsite at the End-User's location or such other location as determined by Eaton. Any parts that are replaced may be new or reconditioned. All parts replaced by Eaton shall become the property of Eaton.

For Product installed (and currently located) outside the fifty (50) United States and the District of Columbia, if, in the opinion of Eaton, a Warranted Item is defective, Eaton's sole obligation, at the option of Eaton, will be to refurbish or replace such defective Warranted Item. (not including the costs of labor coverage). The defective Warranted Item will be refurbished or replaced onsite at the End-User's location or such other location as determined by Eaton. Any parts that are replaced may be new or reconditioned. All parts replaced by Eaton shall become the property of Eaton.

LIMITED WARRANTY PERIOD:

The period covered by this Warranty for Product installed (and currently located) in the fifty (50) United States and the District of Columbia is ninety (90) days from the date of Product purchase for labor coverage and twelve (12) months from the date of Product purchase or eighteen (18) months from date of Product shipment, whichever occurs first, for the refurbishment/replacement of parts.

The period covered by this Warranty for Product installed (and currently located) outside of the fifty (50) United States and the District of Columbia is twelve (12) months from the date of Product purchase or eighteen (18) months from date of Product shipment, whichever occurs first, for the refurbishment/replacement of parts.

WHAT THIS LIMITED WARRANTY DOES NOT COVER:

This Warranty does not cover any defects or damages caused by: (a) failure to properly store the Product before installation, including the "trickle charge" of batteries no later than the date indicated on the packaging; (b) shipping and delivery of the Product if shipping is FOB Factory; (c) neglect, accident, fire, flood, lightning, vandalism, acts of God, Customer's neglect, abuse, misuse, misapplication, incorrect installation; (d) repair or alteration, not authorized in writing by Eaton personnel or performed by an authorized Eaton Customer Service Engineer or Agent; or (e) improper testing, operation, maintenance, adjustment, or any modification of any kind not authorized in writing by Eaton personnel or performed by an authorized Eaton Customer Service Engineer or Agent.

This Warranty is not valid: if the Product's serial numbers have been removed or are illegible. Any Warranted Items repaired or replaced pursuant to this Warranty will be warranted for the remaining portion of the original Warranty subject to all the terms thereof. Labor warranty is not provided for Product located outside of the fifty (50) United States or the District of Columbia. **Any equipment, parts or materials included in the Product and not manufactured by Eaton are warranted solely by the manufacturer of such equipment, parts or materials and are not included as part of this warranty. Batteries are not warranted by Eaton.**

THIS WARRANTY IS THE END-USER'S SOLE REMEDY AND IS EXPRESSLY IN LIEU OF, AND THERE ARE NO OTHER, EXPRESSED OR IMPLIED GUARANTEES OR WARRANTIES (INCLUDING ANY IMPLIED WARRANTY OF MERCHANTABILITY OR FITNESS FOR ANY PURPOSE, WHICH ARE EXPRESSLY DISCLAIMED).

LIMITATION OF LIABILITY: In no event shall Eaton be liable for any indirect, incidental, special or consequential damages of any kind or type whatsoever, or based on any claim or cause of action, however denominated. Eaton shall not be responsible for failure to provide service or parts due to causes beyond Eaton's reasonable control. In no case will Eaton's liability under this Warranty exceed the replacement value of the Warranted Items.

WARRANTY

Limited Factory Warranty For Powerware 9355 UPS Products *(continued)*

END-USER'S OBLIGATIONS: In order to receive the benefits of this Warranty, the End-User must register the product warranty (via mail or online at www.powerware.com "product registration"); use the Product in a normal way; follow the Product's operators and maintenance manual; and protect against further damage to the Product if there is a covered defect.

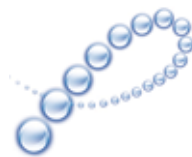
OTHER LIMITATIONS: Eaton's obligations under this Warranty are expressly conditioned upon receipt by Eaton of all payments due to it (including interest charges, if any). During such time as Eaton has not received payment of any amount due to it for the Product, in accordance with the contract terms under which the Product is sold, Eaton shall have no obligation under this Warranty. Also during such time, the period of this Warranty shall continue to run and the expiration of this Warranty shall not be extended upon payment of any overdue or unpaid amounts.

COSTS NOT RELATED TO WARRANTY: The End-User shall be invoiced for, and shall pay for, all services not expressly provided for by the terms of this Warranty, including without limitation, site calls involving an inspection that determines no corrective maintenance is required. Any costs for replacement equipment, installation, materials, freight charges, travel expenses or labor of Eaton representatives outside the terms of this Warranty will be borne by the End-User.

OBTAINING WARRANTY SERVICE: In the USA, call the Eaton Customer Reliability Center 7x24 at 800-843-9433. Outside of the USA, call your local Eaton sales or service representative, or call the Eaton Customer Reliability Center in the USA at 919-870-3028. For comment or questions about this Limited Factory Warranty, write to the Customer Quality Representative, 3301 Spring Forest Road, Raleigh, North Carolina 27616 USA.

UNITED STATES
8609 Six Forks Road
Raleigh, NC 27615 U.S.A.
Toll Free: 1.800.356.5794
or 919.872.3020

www.powerware.com



PowerChain[®]
Management
Solutions

Eaton, Powerware, ABM, Ferrups, BladeUPS, Power Xpert, PowerTrust, PowerTrust Preferred, LanSafe, X-Slot, Status@AGlance, Powerware Hot Sync, PowerVision, and PowerChain Management are trade names, trademarks, and/or service marks of Eaton Corporation or its subsidiaries and affiliates. All other trademarks are property of their respective owners.

EAT•N

Powerware

©2008 Eaton Corporation
All Rights Reserved
Printed in USA
SLT02LTA
January 1, 2008