

INDEXABLE CARBIDE TURNING AND MILLING



2 TABLE OF CONTENTS

Technical Overview of Grades

- 6 Selection of TMX Grades
- 7 Special Features of TMX Coated Carbides
- 8 Features of TMX Coated Carbides
- 9 TMX Coated Grades
- 10 TMX CVD Coating Grades
- 11 TMX PVD Coating Grades
- 13 TMX Cermet Grades
- 15 TMX Guide for Turning Stainless Steel
- 16 TMX Chipbreakers for Stainless Steel
- 17 TMX's New Grades for Stainless Steel
- 18 Technical Guide for Chipbreakers
- 20 Technical Guide for Turning Aluminum
- 22 Chipbreaker Recommendations
- 28 TMX Chipbreakers

Turning Insert Code System

- 32 Insert Shape
 - Clearance Angle
 - Tolerance
 - Cross Section Type
- 33 Height of Cutting Edge
 - Nose Corner Radius
 - Cutting Edge Length
 - Chipbreaker for Turning

Turning Inserts

- 34 CCGT-AK / 6-CCG-
CCGT-HFP / 6-CCF-
CCMT-C25 / 6-CCM-
- 35 CCMT-HMP / 6-CCN-
CNMA / 6-CMA-
CNMG-B20 / 6-CNB-
- 36 CNMG-B25 / 6-CNA-
CNMG-GM / 6-CNM-
- 37 CNMG-GR / 6-CNR-
CNMG(M)-HA / 6-CNJ-
- 38 CNMG-HF / 6-CNF-
CNMG-HM / 6-CNH-
- 39 CNMG-HR / 6-CNG-
CNMG-HS / 6-CNC-
- 39 CNMG-HW / 6-CNI-
- 40 CNMM-HH / 6-CMH-, 6-CMM-
- 41 DCGT-AK / 6-DCG-
DCMT-C25 / 6-DCM-
DCMT-HMP / 6-DCN-
- 42 DNG(M)G-HU / 6-DNV-
DNMA / 6-DNA-
DNMG-B20 / 6-DNC-
- 43 DNMG-B25 / 6-DNB-
DNMG-GM / 6-DNM-
DNMG-GR / 6-DNG-
- 44 DNMG-GS / 6-DNE-
DNMG-HA / 6-DNP-
DNMG-HF / 6-DNF-

- 45 DNMG-HM / 6-DNN
DNMG-HR / 6-DNR-
DNMG-HS / 6-DNS-
- 46 DNMP / 6-DNQ-
KNUX / 6-KUL-, 6-KUR-
- 47 RCMX / 6-RCX-
RNMG-B25 / 6-RNM-
- 48 SCMT-C25 / 6-SCM-
SNGN / 6-SNG-
- 49 SNMG-B25 / 6-SNM-
SNMG(M)-GM / 6-SNN-
SNMG(M)-GR / 6-SNR-
- 50 SNMG-HM / 6-SNH-
- 51 SPGN / 6-SPG-
- 52 TCGT-AK / 6-TCG-
TCMT / 6-TCT-
TCMT-C25 / 6-TCM-
- 53 TCMT-HMP / 6-TCN-
TNMG-B25 / 6-TNM-
- 54 TNMG(M)-GM / 6-TNN-
TNMG(M)-GR / 6-TNR-
- 55 TNMG-HA / 6-TNJ-
TNMG-HF / 6-TNF-
- 56 TNM(M)G-HM / 6-TNH-
TNMG-HR / 6-TNG-
TNMG-HS / 6-TNC-
- 57 TPGN / 6-TPG-
TPUN / 6-TPU-
- 58 VBMT-HMP / 6-VBM-
VCGT-HFP / 6-VCG-
- 59 VCMT-HMP / 6-VMC-
VNMG-GM / 6-VNG-
- 60 VNMG-HF / 6-VNN-
- 61 VNMG-HM / 6-VNM-
VNMG-HS / 6-VNS-
- 62 VNMP / 6-VNP-
- 63 WNMA / 6-WNA-
WNMG-GM / 6-WNM-
WNMG-GR / 6-WNR-
- 64 WNMG-GS / 6-WNS-
WNMG-HA / 6-WNJ-
WNMG-HF / 6-WNF-
- 65 WNMG-HM / 6-WNH-
WNMG-HR / 6-WNG-
WNMG-HS / 6-WNC-
- 66 WNMG-HW / 6-WNN-

EXTERNAL THREADING INSERTS

- 67 GTN / 6-GTN-
- 68 ECTR / 6-ECT-

INTERNAL THREADING INSERTS

- 69 ICTR / 6-ICT-

MILLING INSERT CODE SYSTEM

- 70 Insert Shape
- 70 Clearance Angle
Tolerance
Cross Section Type
- 71 Height of Cutting Edge
Nose Corner Radius
Cutting Edge Length
Chipbreaker for Turning

MILLING INSERTS

- 72 ADKT / 6-ADK-
APKT-KH / 6-APK-
APKT-MA / 6-APM-
- 73 APKT / 6-APF-, 6-APK-, 6-APT-
APXT / 6-APX-
- 74 OFCN / 6-OFN-
OFCW / 6-OFW-
OFKR-MF, MM, MA / 6-OFR-
- 75 OFKT-MF, MM, MA / 6-OFT-
- 76 RPHT-X197 / 6-RPT
RPM / 6-RPM-
- 77 SDMT / 6-SDM-
- 78 SEAN, SECN, SEKN / 6-SEK-
SEHT-45 / 6-SEH-
- 79 SEKR-MX(MF1) / 6-SEK-
- 80 TPCN / 6-TPK-
TPMR-MX / 6-TPM-
- 81 WCMT-C20 / 6-WCM-

TURNING SPECS

- 83 Toolholder Terminology
Cutting Formulas
- 84 Cutting Edge Geometry
- 85 Relief Angle
- 86 Lead Angle, Side Cutting Angle
- 87 End Cutting Angle
- 88 Selection of Tools
Reading Tool Life
- 89 Forms of Tool Failure
- 90 Turning Trouble Shooting

MILLING SPECS

- 91 Milling Terminology
- 92 Cutting Formulas
- 93 Milling Trouble Shooting

CROSSOVER CHARTS

- 94 Hardness Crossover Chart
- 95 Material Crossover Charts

TUNGSTEN CARBIDE ISO GRADES

- 98 Grade Selection

GRADE APPLICATION

- 99 Application Range of TMX Grades

CHIPBREAKER CROSSOVER CHART

- 100 Crossover Chart for Turning
- 101 Grade Crossover Chart

TURNING TOOLHOLDER CODE SYSTEM

- 102 Clamping System
Insert Shape
Holder Style
Insert Relief Angle
- 103 Hand of Tool
Shank Size
Insert Inner Circle
Total Length of Holder

TURNING TOOLHOLDER CODE SYSTEM

- 104 Mounting Systems
Styles

INDEXABLE TOOLS FOR TURNING

- 106 MCLN R/L Toolholders
MCMNN Toolholders
- 107 MCRN R/L Toolholders
MDJN R/L Toolholders
- 108 MDPNN Toolholders
MRGN R/L Toolholders
- 109 MSDNN Toolholders
MSKN R/L Toolholders
- 110 MSRN R/L Toolholders
MSSN R/L Toolholders
- 111 MTENN Toolholders
MTFN R/L Toolholders
- 112 MTGN R/L Toolholders
MTJN R/L Toolholders
- 113 MVJN R/L Toolholders
MVVN R/L Toolholders
- 114 MWLN R/L Toolholders
- 115 Styles
- 116 SCLC R/L Toolholders
SCMCN Toolholders
- 117 SDJC R/L Toolholders
SDPCN Toolholders
- 118 SSDCN Toolholders
STECN Toolholders
- 119 STFC R/L Toolholders
STGC R/L Toolholders
- 120 STJC R/L Toolholders
SVJC R/L Toolholders
- 121 5-pc Mini Toolholder and Boring Bar Set

4 TABLE OF CONTENTS

BORING BAR CODE SYSTEM

- 122 Shank Material
- 122 Boring Bar Type
 - Clamping System
 - Insert Shape
 - Boring Bar Style
 - Holder Rake
- 123 Hand of Tool
 - Bar Diameter
 - Insert Inner Circle
 - Special
- 124 Mounting Systems
 - Styles

BORING BARS

- 125 SI-MCLN R/L
 - SI-MDUN R/L
- 126 SI-MTUN R/L
 - SI-MVUN R/L
- 127 SI-MWLN R/L
- 128 Styles
- 129 SI-SCLC R/L
 - SI-SCLC R/L Sets
- 130 SI-DUC R/L
 - SI-STUC R/L
- 131 SI-SVUC R/L
 - SI-SWUC R/L
- 132 Mini SI-SCLC R/L
- 133 SI-CTFPR

O.D. Threading

- 134 PE R/L Universal External Threading Toolholders

I.D. Threading

- 135 PI R/L Universal Internal Threading Boring Bars
 - SI R/L Universal Internal Threading Boring Bars
- 136 Internal and External Threading Recommendations

CUT-OFF & GROOVING SYSTEMS

- 137 Cut-off and Grooving Systems, GTN
 - Double-ended adjustable blades
 - Tool Blocks

MILLING TOOLS

- 138 Maxi-Mizer, APKT Long Edge End Mills
- 139 End Mills, APKT
- 140 End Mills, CCMT
 - Face Milling Cutters, CNMG
- 141 End Mills, TDGW
 - T-Slot Cutters, CCMT
- 142 End Mills, TPG
- 143 T-Slot Cutters, TPG
 - Face Milling Cutters, SP -42
- 144 Face Milling Cutters, APKT

- TURBO Face Milling Cutters, APKT
- 145 Helical Shell End Mills, APKT
 - Square Shoulder Milling Cutters, TCMT
- 146 Shoulder Milling Cutters TPC/TPG/TPU/TPN
 - Maxi-Mizer Face Milling Cutters, SEHT
- 147 Maxi-Mizer Face Milling Cutters, SCMT
 - Maxi-Mizer Face Milling Cutters, OFCW
- 148 All-Purpose Face Milling Cutters, SEAN/SEKN
 - Maxi-Mizer Face Milling Cutters, SEAN/SEKN
- 149 Heavy-Duty Face Milling Cutters, SPC/SPA

INDEXABLE BORING SYSTEM

- 150 CAT 40 or CAT 50
- 151 Boring Head Type NTUa
 - Cartridges for NTUa Boring Head
- 152 Boring Head Type GWD

INDEXABLE INSERT DRILLS

- 153 WCMT

INDEXABLE COUNTERBORES

- 154 with Interchangeable Pilots

INDEX

- 155 By Code Number
- 162 By Description

Code No.....Page	Code No.....Page	Code No.....Page	Code No.Page
6-ADH72	6-OFR74	6-VNS61	6-810121
6-ADK72	6-OFT75	6-WCM81	6-813118
6-APF73	6-OFW74	6-WNA.....63	6-814119
6-APK72	6-RCX47	6-WNC.....65	6-815119
6-APM72	6-RNM.....47	6-WNF.....64	6-816120
6-APT73	6-RPT76	6-WNG.....65	6-820.....134, 136
6-APX73	6-SCM.....48	6-WNH.....65	6-821135
6-CCF34	6-SDM.....77	6-WNJ64	6-859151
6-CCG34	6-SEA78	6-WNM63	6-860150, 151
6-CCM34	6-SEC78	6-WNN.....66	6-861152
6-CCN35	6-SEH78	6-WNR.....63	6-870121
6-CMA35	6-SEK78	6-WNS.....64	6-870129
6-CMH.....40	6-SER79	6-621154	6-871132
6-CMM40	6-SNG48	6-660153	6-875130
6-CNA36	6-SNH50	6-661153	6-884130
6-CNB35	6-SNM.....49	6-665154	6-887131
6-CNC39	6-SNN49	6-673126	6-889131
6-CNF38	6-SNR50	6-700108	6-895137
6-CNG39	6-SPG51	6-710106	6-895151
6-CNH38	6-TCG52	6-711106	6-900143
6-CNI.....39	6-TCM52	6-712107	6-901142
6-CNJ37	6-TCN53	6-714108	6-902146
6-CNM.....36	6-TCT52	6-715107	6-904149
6-CNR37	6-TNC56	6-734109	6-915143
6-DCG41	6-TNF55	6-735110	6-923148
6-DCM.....41	6-TNG56	6-736110	6-924148
6-DCN41	6-TNH56	6-737109	6-939133
6-DNA42	6-TNJ.....55	6-740112	6-940141
6-DNB43	6-TNM53	6-741111	6-941139
6-DNC42	6-TNN54	6-742112	6-943140
6-DNF44	6-TNR54	6-746111	6-945141
6-DNG43	6-TPG57	6-750114	6-952145
6-DNM.....43	6-TPK80	6-754113	6-954144
6-DNN45	6-TPM80	6-755113	6-955144
6-DNO44	6-TPU57	6-760125	6-956145
6-DNP44	6-VBM.....58	6-765127	6-958138
6-DNQ46	6-VCG58	6-770125	6-963146
6-DNR45	6-VCN59	6-785126	6-964147
6-DNS45	6-VMC.....59	6-800116	6-970147
6-DNV42	6-VNC61	6-800121	6-976140
6-ECT68	6-VNF60	6-801116	6-998151
6-GTN67	6-VNG60	6-801117	6-999151
6-ICT69	6-VNM.....61	6-805117	
6-KUL46	6-VNN60	6-805121	
6-KUR46	6-VNO59	6-806120	
6-OFN74	6-VNP62	6-810118	

6 TECHNICAL OVERVIEW OF GRADES

Selection of TMX Grades

Turning

Work piece	P						M				K					Hardened Material		
	High Speed		Medium Speed	Low Speed	Intermittent & Heavy Duty		High Speed	Medium Speed		Low Speed	High Speed	Medium Speed	Low Speed		Low Speed			
ISO	P01	P10	P20	P30	P40	P50	M10	M20	M30	M40	K01	K10	K20	K30	K40			
Coated Carbide	NC310		NEW				NEW				NC305K		NEW					
		NC3015		NEW			NC9020				NC6010		NEW					
		NC3020		NEW			NC330		NEW		NC315K							
			NC330				PC9030											
Cermet		CN200																
Uncoated Carbide	ST05																	
	ST10																	
		ST15										H01						
		ST20																
		MA2																
			ST30A		ST40											G10		

Milling

Coated Carbide	NCM325						NCM325				NCM310K							
		NCM335						NCM335				NCM320K						
		PC3530		NEW				PC9530		NEW								
Uncoated Carbide	ST20										H01							
		MA2																
		ST30A																
		ST30N															G10	
			ST40															

Special Features of TMX Coated Carbides

TMX welcomes you to a new era in coated carbide inserts.

PVD Coated PC8000 Series has the following features:

- 1) Applications in Ni and Co heat-resistant alloys
- 2) Resists wear, notching, and built-up edge
- 3) Excellent chemical stability

PVD Coated PC3000 and PC9000 Series have the following features:


- 1) Excellent thermal stability
- 2) Tough and wear resistant in a broad range of speeds
- 3) Wide range of applications such as finishing, semi-roughing, roughing, and interrupted cutting of carbon, alloy, and stainless steels

CVD Coated NC3000 and NC300 Series have:

- 1) High performance cutting efficiency
- 2) 2 to 3 times the wear resistance of C7 carbide with the toughness of C6 carbide
- 3) Excellent performance in wet cutting conditions due to high resistance to thermal cracking
- 4) Superior resistance for plastic deformation and built-up-edge

CVD Coated NC6000 Series has the following features:

- 1) Grade incorporates a wear resistant film and tough carbide
- 2) A layered coating that facilitates lubricity and the monitoring of wear
- 3) Applications in cast iron



8 TECHNICAL OVERVIEW OF GRADES

Features of TMX Coated Carbides

Alumina layer (Al_2O_3)

- 1) Excellent wear resistance at high cutting speeds.
- 2) Thermal stability and oxidation resistant properties deliver constant hardness at extreme temperatures.

Titanium Carbon layer (TiC)

- 1) Excellent wear resistance at medium to low cutting speeds.
- 2) Excellent adhesion with carbide substrate.

Titanium Carbonitride layer (TiCN)


- 1) Enhances wear resistance and toughness.

Titanium Aluminum Nitride layer (TiAlN)

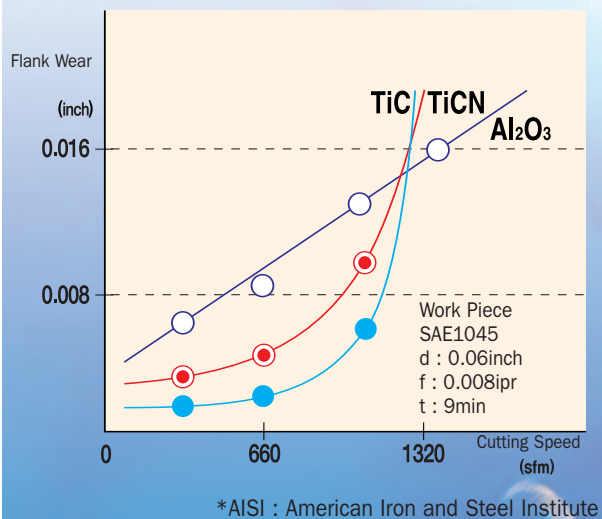
- 1) Excellent heat and wear resistance for cutting at high speeds.
- 2) Exceptional performance for rough and interrupted cutting applications for carbon, alloy, and stainless steels.

Titanium-Nitride layer (TiN)

- 1) Excellent oxidation resistance at high temperatures.
- 2) Thermal shock resistant property ensures constant performance in milling applications.

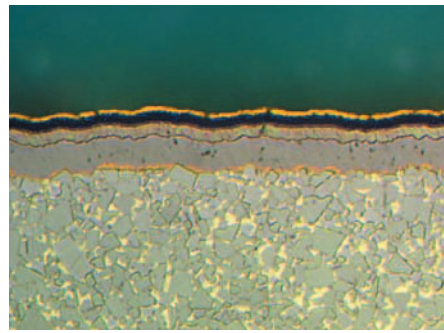


Wear Resistance



TMX Coated Grades

- 1) The film's crystalline structure provides excellent wear and impact resistance.
- 2) High bonding strength between film and substrate from utilization of new coating technologies.



TiN Reduces Friction
Al₂O₃ Wear Resistant, Prevents Built-up-edge
TiC Wear Resistant
TiCN Enhances Wear Resistance and Toughness by adopting new coating technologies.
 Cross-section of CVD coating

Grade Selection

Turning



Material	Cutting conditions	Grade	cutting speed (sfm)	ISO	Application Range
Steel	Continuous	NC310	925(725 ~ 1150)	P01	
		NC3015	825(650 ~ 1050)	P10	
		NC3020	725(600 ~ 975)	P20	
	Interrupted	NC3020	600(500 ~ 650)	P30	
		NC330	500(400 ~ 650)	P40	
Cast Iron	Continuous	NC305K	825(500 ~ 975)	K01	
		NC315K	725(500 ~ 875)	K10	
	Interrupted	NC315K	600(500 ~ 825)	K20	
Stainless Steel	Continuous	NC9020	550(400 ~ 725)	M01	
				M10	
	Interrupted	NC330	325(250 ~ 400)	M20	
				M30	

Milling

Material	Grade	cutting speed (sfm)	ISO	Application Range
Steel	NCM325	825(500 ~ 975)	P20	
			M20	
	NCM335	650(500 ~ 825)	P30	
Cast Iron	NCM310K	825(650 ~ 975)	M30	
			P40	
	NCM320K	650(500 ~ 825)	M40	
			K30	

10 TECHNICAL OVERVIEW OF GRADES


TMX CVD Coated Grades

TMX Grade	ISO	Special Features	Use
NC310	P05 - P15	<ul style="list-style-type: none"> ·For turning of steel at high cutting speeds ·Optimal for high speed machining of steel due to the combination of hard substrate and CVD Al_2O_3 film ·MT-TiCN + Al_2O_3 + TiN 	Turning
 NC3015	P10 - P20	<ul style="list-style-type: none"> ·For turning of steel and cast iron at medium cutting speeds. ·Consistent tool life due to the combination of tough substrate and CVD film ·New MT-TiCN + Al_2O_3 + TiN 	Turning
 NC3020	P15 - P30	<ul style="list-style-type: none"> ·For turning of steel at medium cutting speeds ·Excellent combination of tough substrate and coating with superior chipping resistance provides stable and consistent cutting performance. ·MT-TiCN + Al_2O_3 + TiN 	Turning
NC330	P25 - P35 M15 - M25	<ul style="list-style-type: none"> ·For roughing and interrupted cutting of carbon, alloy, and stainless steels at medium cutting speeds. ·Tough substrate provides wide range of applications. ·MT-TiCN + Al_2O_3 + TiN 	Turning
NC305K	K05 - K15	<ul style="list-style-type: none"> ·For cast iron turning at high cutting speeds. ·Hard substrate and thick CVD Al_2O_3 coating provides excellent wear resistance. ·MT-TiCN + Al_2O_3 + TiN 	Turning
NC315K	K10 - K25	<ul style="list-style-type: none"> ·For general turning of cast iron. ·Special substrate suitable for fast feed and large depths of cut. ·Thick CVD Al_2O_3 coating provides stable and consistent cutting performance. ·MT-TiCN + Al_2O_3 + TiN 	Turning
 NC9020	M10 - M20	<ul style="list-style-type: none"> ·For stainless steel turning at high cutting speeds. ·Substrate has excellent thermal properties and CVD coating with excellent chipping resistance provides longer tool life. ·MT-TiCN + Al_2O_3 + TiN 	Turning
NCM325	P20 - P30 M20 - M30	<ul style="list-style-type: none"> ·For carbon, alloy, and stainless steel milling applications at high cutting speeds ·Substrate and coating combination delivers wear resistance and toughness to provide consistent tool life. ·MT-TiCN + Al_2O_3 + TiN 	Milling
NCM335	P30 - P40 M30 - M40	<ul style="list-style-type: none"> ·For interrupted and rough milling of carbon, alloy, and stainless steels. ·Tough substrate provides stable tool life in severe interrupted cutting conditions. ·MT-TiCN + Al_2O_3 + TiN 	Milling
NCM310K	K05 - K15	<ul style="list-style-type: none"> ·For cast iron milling at high cutting speeds. ·Hard substrate and fine grain size. ·Al_2O_3 coating provides excellent wear resistance at high cutting speeds. ·MT-TiCN + Al_2O_3 	Milling
NCM320K	K15 - K25	<ul style="list-style-type: none"> ·For general milling of cast iron ·Tough substrate and fine grain size Al_2O_3 coating provide wide available cutting range for both dry and wet cutting. ·MT-TiCN + Al_2O_3 	Milling

TMX PVD Coated Grades

Special Features

- 1) PVD is a thin coating applied at a low temperature. The lower application temperatures make for greater edge strength when compared to other processes. The thin coating also helps maintain cutting edge sharpness.
- 2) PVD coated carbide typically last 2~4 times longer than uncoated carbide cutting tools.
- 3) The titanium base can machine excellent surface finishes and hold close tolerances due to the low affinity to the work piece materials.



Cross-section view of PVD coating

The TMX PVD Trio

PC3530 : Steel milling grade consisting of a tough carbide based substrate and a nanotechnology TiAlN coating. PC3530 also works very well in most stainless steels.

PC9030 : Exclusively for turning stainless steels. Comprised of a tough substrate and TiAlN coating.

PC9530 : Grade for milling stainless steels. Consisting of an ultra fine grain substrate and TiAlN coating.

Grade Selection

■ Turning




Material	Coating	Grade	cutting speed (sfm)	ISO	Application Range
Stainless steel	TiAlN	PC9030	420(160 ~ 260)	M20	 PC9030
				M30	
				M40	

■ Milling

Material	Coating	Grade	cutting speed (sfm)	ISO	Application Range
Steel	TiAlN	PC3530	650(500 ~ 825)	P10	 PC3530
				P20	
Stainless steel	TiAlN	PC9530	420(160 ~ 260)	M20	 PC9030
				M30	
				M40	

12 TECHNICAL OVERVIEW OF GRADES

TMX PVD Coated Grades

TMX Grade	ISO	Features	Use
 PC3530	P10 - P25	<ul style="list-style-type: none">· For milling of steel· Tough substrate with Nano-TiAlN coating provides excellent wear resistance and toughness.· Nano-TiAlN coating	Milling
 PC9030	M20 - M35	<ul style="list-style-type: none">· For medium, rough and interrupted turning of stainless steel.· Tough sub-micron substrate with PVD TiAlN coating. Has a low coefficient of friction to prevent built-up-edge resulting in extended and consistent tool life.· TiAlN coating	Turning Threading
 PC9530	M35 - M45	<ul style="list-style-type: none">· For medium to rough stainless steel milling· Tough sub-micron substrate provides excellent high speed cutting performance.· TiAlN coating	Milling

TMX Cermet Grades

Special Features

TMX cermet is a type of carbonitride material. Our cermet has an ultra fine micro structure containing TiN and TiCN powder as additives. It has excellent thermal stability, wear resistance and toughness.

Special Advantages



Cermet, using TiCN as the main component, is harder than cemented carbide. It has a low affinity to ferrous materials at high temperatures. As a result, cermet has the following advantages:

Compared to Uncoated Carbide

1. Cermet has greater wear and crater resistance; so higher cutting speeds are possible.
2. Cermet has a low affinity to ferrous materials. This property allows for flexible cutting speeds.
3. Low affinity to other materials provides excellent surface finishes.
4. Exceptional tool life and cutter performance can be achieved at high speeds for finishing.

Compared to Coated Carbide

1. Suitable for finishing.
2. Fine surface finishes can be produced.



Microstructure of Cermet

Grade Selection


■ Turning

Material	Cutting condition	1 st choice	cutting speed (sfm)	ISO	Application Range
Steel	Finishing	CN100	750(500 - 975)	P01	
	Light to medium cutting	CN100	750(490 - 820) 650(500 - 825)	P10	
		CN200	650(425 - 825)	P20	

* CC105, CC115 IS Coated Cermet Grades.

14 TECHNICAL OVERVIEW OF GRADES

TMX Cermet Grades

TMX Grade	ISO	Special Features	Use
CN100 	P05 - P15 K05 - K15	High speed medium cutting and finishing of steel and cast iron • High efficient cermet equipped with thermal shock resistance and wear resistance.	Milling Turning
CN200	P05 - P15	Comprehensive grade can cover from roughing to finishing of steel. • Special cermet developed with Functionally-Graded-Material technology.	Turning



TMX Guide for Turning Stainless Steel

- Stainless steel is known for its excellent anti-corrosive properties.
- Anti-corrosive properties are due to the chrome content.
- Most stainless steels contain 4%~10% chrome.



1 Classification & Features of Stainless Steels

- 1) Austenitic : The most popular stainless steel. It has the best corrosion resistance because of high Chromium and Nickel content. High Nickel content makes it more difficult to machine. The most common application of austenitic stainless steels are for food processing, food storage, chemical products, medical devices, and construction purposes. AISI 303,304 and 316 are popular examples.
- 2) Ferritic : It has similar Chromium content to Austenitic, but does not contain Nickel. The result is a free machining stainless steel. AISI 410, 430 and 434 are examples.
- 3) Martensitic : The only stainless steels capable of being heat treated. It has high carbon content. The high carbon content reduces its corrosion resistance. It is used for hardened applications. AISI 410, 420 and 432 are examples.
- 4) Precipitation Hardening : Chromium-Nickel alloy has improved hardness through low temperature heat treat. Excellent corrosion resistance and toughness makes it popular for aerospace applications. 17-4PH and 15-5PH are examples.

2 Stainless Steel Machining Properties

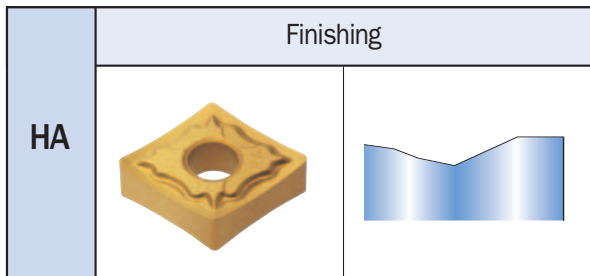
- 1) Work hardening causes premature tool wear and hampers chip control.
- 2) Low thermal conductivity causes plastic deformation of cutting edge and accelerates tool wear.
- 3) Built-up-edge increases micro chipping on the cutter's edge and produces poor surface finishes.
- 4) Chemical affinity caused by work hardening and low thermal conductivity of work piece. Accelerates wear, chipping and abnormal fractures in carbide.

3 Tips for machining Stainless Steels

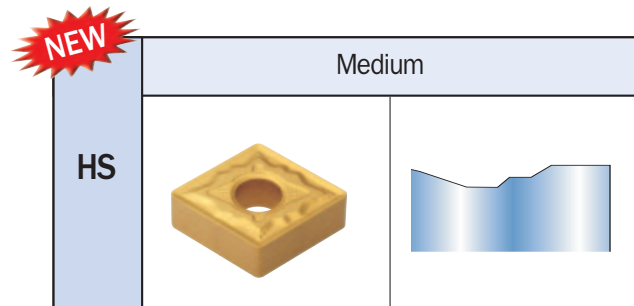
- 1) Use a tool with higher thermal conductivity - Low thermal-conductivity of stainless steels generates a tremendous amount of heat, during the machining process, at the cutter's edge.
- 2) Sharp cutting edge - To control chips, it is necessary to increase rake angle and chip breaker land to reduce cutting force and prevent built up edge.
- 3) Optimal cutting conditions - It is important to stay close to application recommendations. Too slow or fast cutting speeds will prematurely wear the tool. Conservative feed rates will cause work hardening and decrease tool life.
- 4) Choose an appropriate tool - Tools for stainless steels should be tough, have excellent edge strength and high coating adhesion.

16 TECHNICAL OVERVIEW OF GRADES

TMX Chipbreakers for Stainless Steel

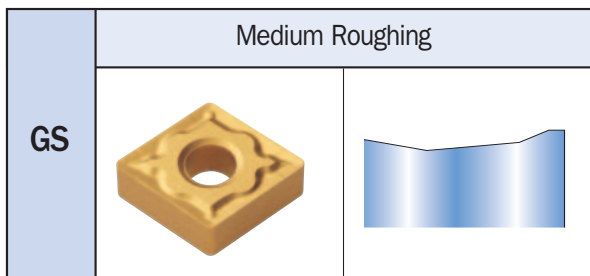
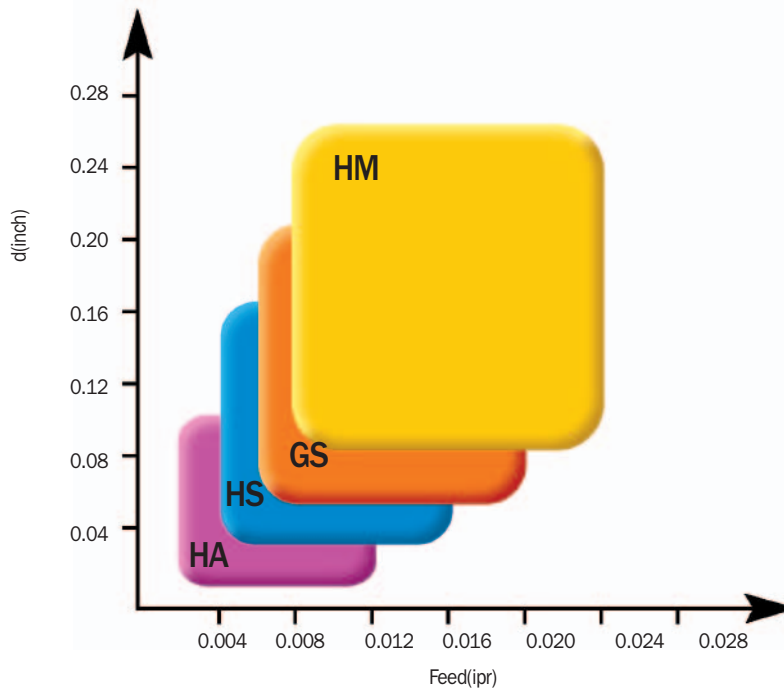


- Sharp cutting edge for shallow depths of cut
- Increased tool life through reduced friction at high cutting speeds
- Capable of machining fine finishes

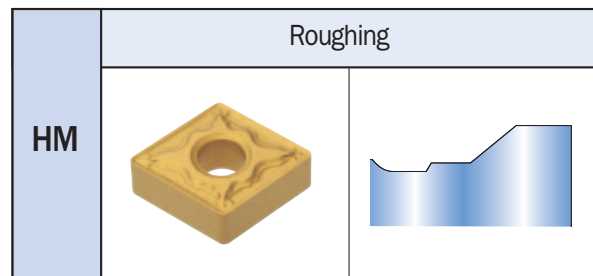


NEW

- Enhanced cutting efficiency and increased tool life due to improved chip flow.
- Extended land and positive rake angle increase wear resistance. The land design also resists notching and enhances toughness



- Excellent tool life for light interruption applications
- Wide chip pocket for better chip flow
- Free cutting geometry resists built-up-edge



- Chip breaker for interrupted applications
- Unique chip breaker design provides smooth chip control.
- Strong land provides excellent toughness

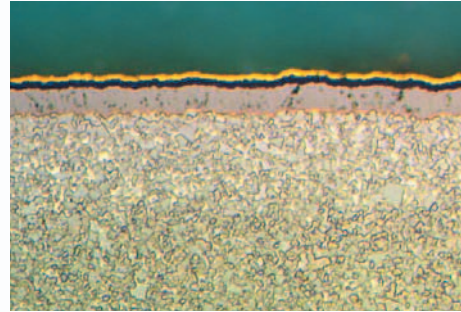
TMX's New Grades for Stainless Steel

TMX's Exclusive New Grades for Stainless Steel Machining

NEW

NC9020, stainless steel turning at high cutting speeds


- Combines a substrate & film suitable for high-speed turning of stainless steels
- Superior cutting performance at medium cutting speeds for low-carbon and alloy steels, even in aggressive depths of cut
- Longer tool-life can be achieved due to excellent chip-resistance



NEW

PC9030, stainless steel turning at medium to low cutting speeds


- Ultra fine carbide substrate provides toughness for medium, rough, and interrupted cutting of stainless steels
- PVD coated for enhanced chipping and film adhesion resistance during machining of ductile materials
- Enhanced surface finish and reduced burrs due to an exclusive chipbreaker for stainless steels



NEW

PC9530, stainless steel milling at low to medium cutting speeds

- Tough ultra-fine carbide substrate for rough or interrupted cuts
- PVD coated for better tool life in stainless and Ni-Cr steels.
- PVD coated for enhanced chipping and adhesion resistance during machining of ductile materials.
- Unique geometries improve surface finishes and limit burring.



18 TECHNICAL OVERVIEW OF GRADES

Technical Guide for Chipbreakers

Function of Chipbreakers

Chip control is very important for productivity. Long, stringy chips will wrap or nest on tools and work pieces. Removing the chips, by hand, is dangerous and counter-productive.

Functions of chipbreakers for turning applications

- 1) Make shorter chips
- 2) Decrease cutting force
- 3) Decrease down time for chip removal

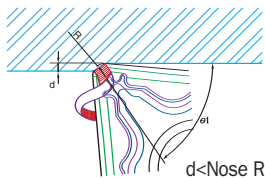


Features of H-Series

1. The H-series has been designed with the HARMONY concept. Testing various depths of cuts and chipbreakers, more efficient geometries were developed. Chipbreakers have been designed to improve chip control, increase edge strength and decrease cutting force. The result is a more productive insert.

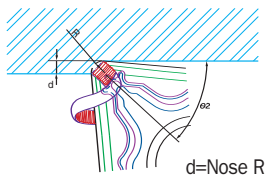
2. The "H" series is designed to work in finish, medium, and rough depths of cut. The following describes the series' function for the depth of cut

Chip flow in relation to depth of cut



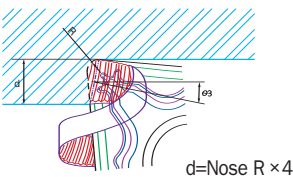
When the depth of cut is less than nose radius

- Depth of cut 0.020~0.060inch, finish or medium-finish cut
- Main chipbreaker breaks the chip and sub finish chipbreaker controls chip flow



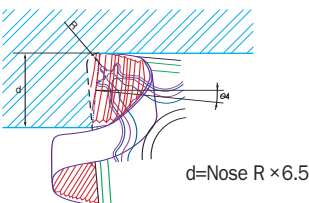
When the depth of cut is equal to nose radius

- Depth of cut 0.031~0.080inch, medium-finish cut
- Main and sub chipbreaker break the chip



When the depth of cut is 2~4 times the nose radius

- Depth of cut 0.06~0.18inch, medium cut
- Rough chipbreaker breaks the chip

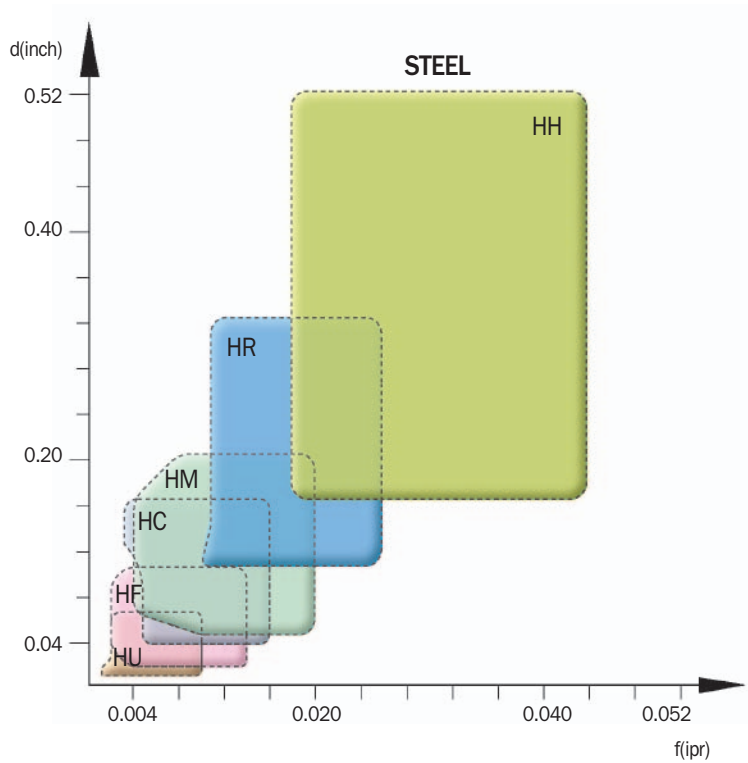


the depth of cut is 5~8 times the nose radius


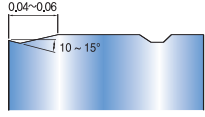

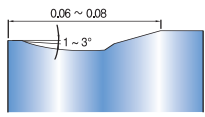

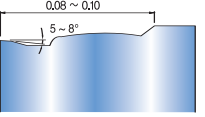

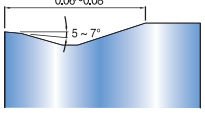

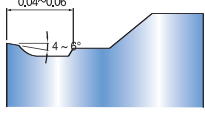

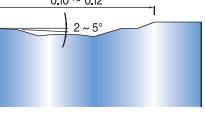

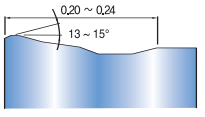

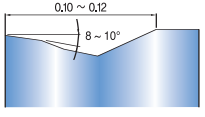

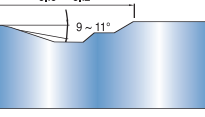

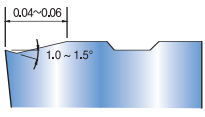

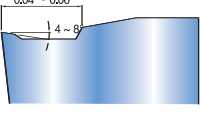
- Depth of cut 0.16~0.235inch, medium-rough cutting range
- Side of rough chipbreaker breaks the chip.

Technical Guide for Chipbreakers

Application of Chipbreakers

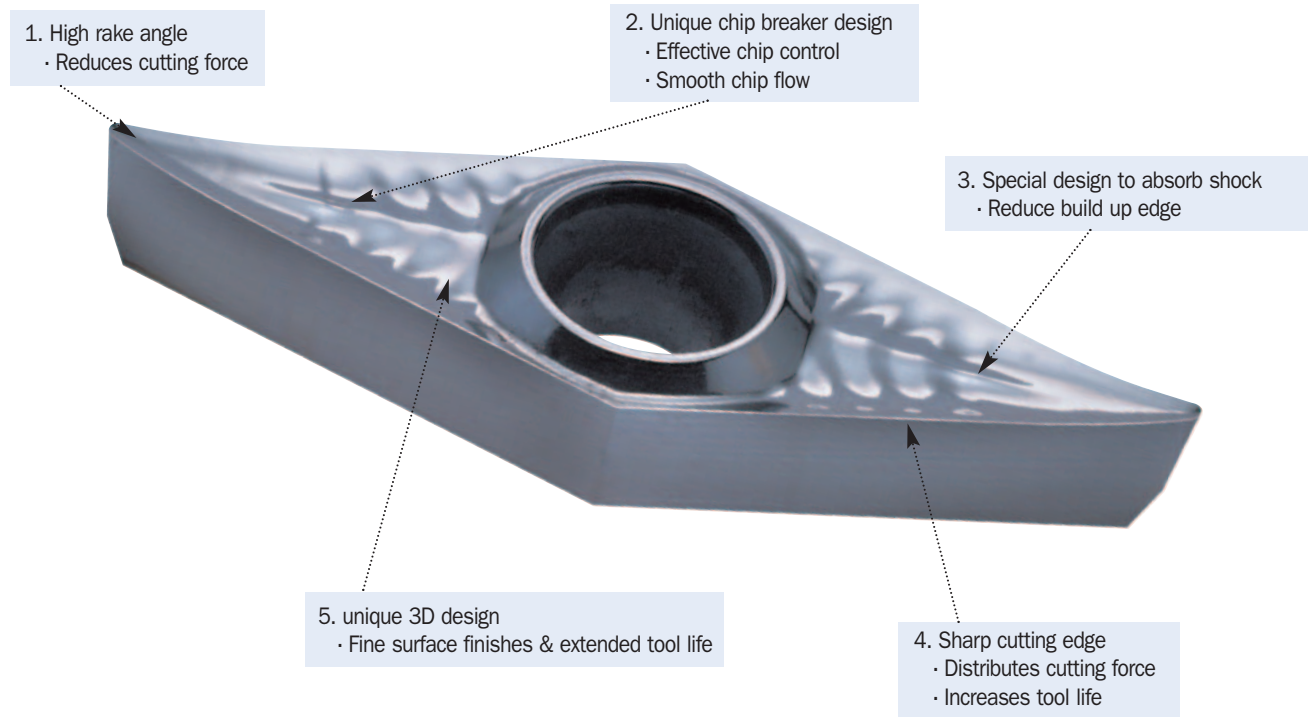


H-Series Cutting Edge Design

C/B	Cutting Edge	C/B	Cutting Edge	C/B	Cutting Edge
HU 		HW 		HF 	
HC 		HM 		HR 	
HH 		HA 		HS 	
HFP 		HMP 			

Technical Guide for Turning Aluminum

Turning Aluminum with the AK Chipbreaker



Recommended Cutting Parameters

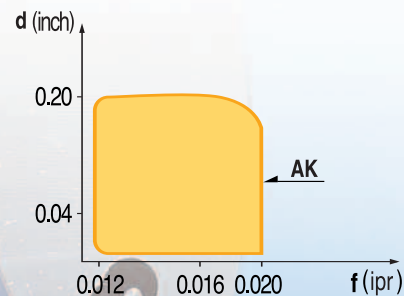
$d=0.004\sim 0.200\text{inch}$
 $f=0.0012\sim 0.02\text{ipr}$

Available Grades

H01 (Carbide, K10~K20)

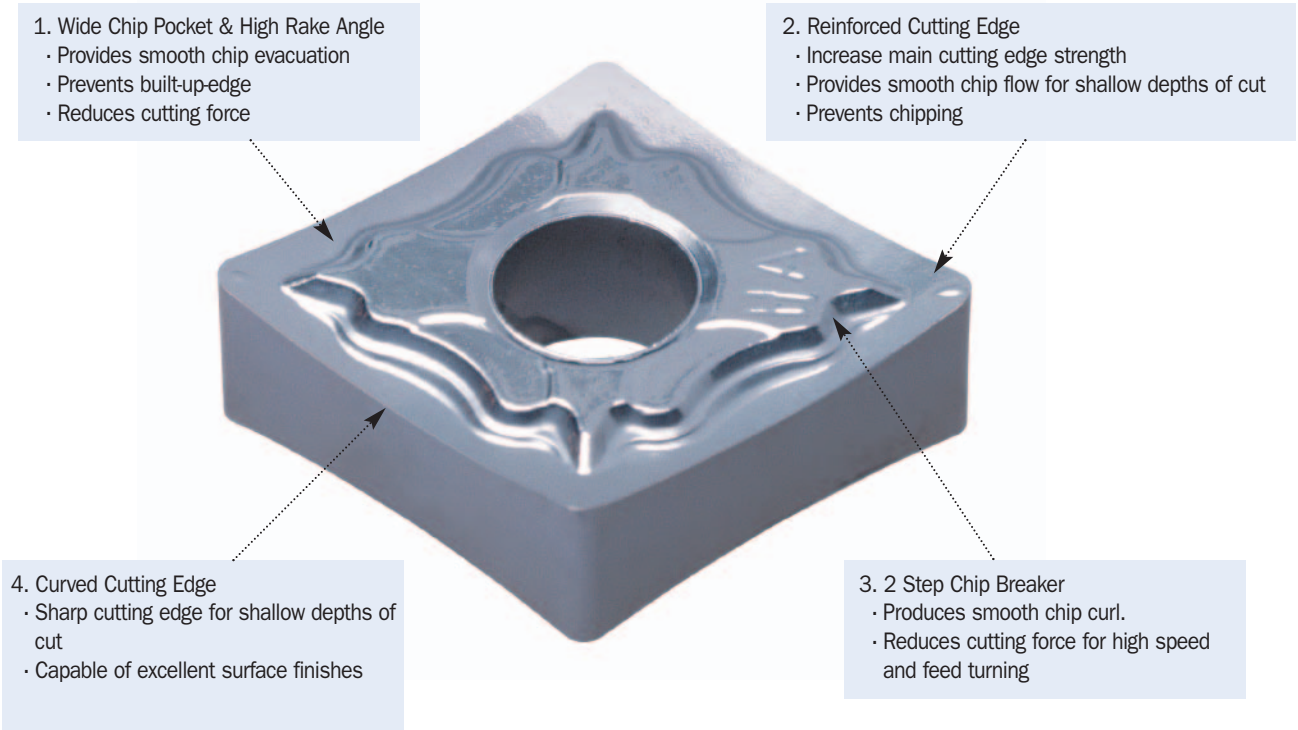
Special Features

- 1) Unique geometry breaks chip and provides smooth chip flow. This decreases cutting force; so longer tool life can be achieved.
- 2) AK chip breaker has a polished face and ground periphery. The mirror-finished face prevents adhesion of work piece material to insert.



Technical Guide for Turning Aluminum

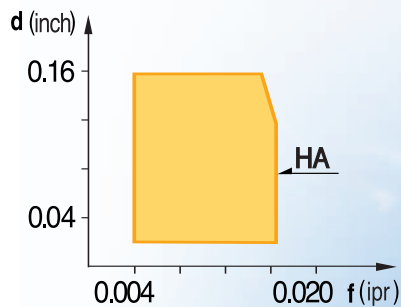
Turning Aluminum with the HA Chipbreaker



■ Special Features

Work piece	Hardness	Recommended Grade	Recommended Cutting Condition		
			Speed(sfm)	Feed(ipr)	Depth of cut(a(inch)
Aluminum and Aluminum alloy	20°~125Hb	H01	650-2650	0.004-0.016	0.020-0.040

■ Recommended Cutting Conditions








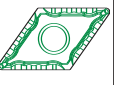
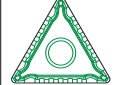
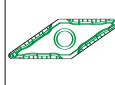


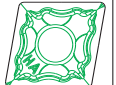

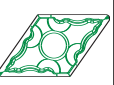




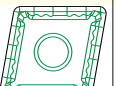

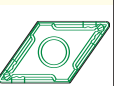
















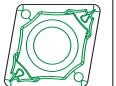

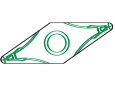


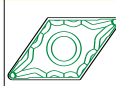






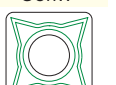


22 TECHNICAL OVERVIEW OF GRADES

Chipbreaker Recommendations

1. Work-Piece Material : SAE 12L14, SAE 1018, etc.
 Low carbon steels
 Hardness: under 180 HB

■ Chipbreaker, Grade, Cutting condition Recommendation









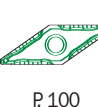

























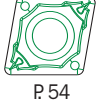
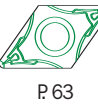





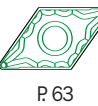

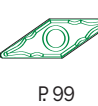






Work piece	C/B & Grade Selection				Insert shape					
	C/B & Feed		Grade & Cutting Speed		80°	80°	55°	60°	35°	90°
Depth of Cut (inch)	C/B	Feed (ipr)	Grade	Cutting Speed (sfm)	[NEGA] CN□G	[NEGA] WN□G	[NEGA] DN□G	[NEGA] TN□G	[NEGA] VN□G	[NEGA] SN□G
0.008 ~ 0.020 ~ 0.039 Ultra Finishing	HU 	0.002 ~ 0.004 ~ 0.008	CN200	925 850	CNG(M)G  P 55		DNG(M)G  P 64	TNG(M)G  P 85		SNG(M)G  P 72
0.020 ~ 0.039 ~ 0.079 Finishing	HF 	0.003 ~ 0.006 ~ 0.012	NC310 NC3015 NC3020 CN200	1025 957 875 875	CNMG  P 59	WNMG  P 105	DNMG  P 67	TNMG  P 91	VNMG  P 100	SNMG  P 77
0.03 ~ 0.08 ~ 0.14 Medium-Finishing	HA 	0.004 ~ 0.010 ~ 0.016	NC3015 NC3020 NC330	1000 750	CNMG  P 58	WNMG  P 104	DNMG  P 66	TNMG  P 90	VNMG  P 99	SNMG  P 77
0.031~ 0.059 ~ 0.138 Medium-Finishing	HC 	0.004 ~ 0.008 ~ 0.014	NC310 NC3015 NC3020 CN200	975 950 825 825	CNGG  P 58	WNMG  P 104	DNMG  P 67	TNMG  P 91		SNMG  P 77
0.059 ~ 0.098 ~ 0.197 Medium cutting, Medium-Roughing	HM 	0.006 ~ 0.01 ~ 0.02	NC310 NC3015 NC3020 NC330 CN200	875 825 750 700 725	CNMG  P 59	WNMG  P 105	DNMG  P 67	TNMG  P 91	VNMG  P 101	SNMG  P 78
0.100 ~ 0.160 ~ 0.280 Roughing	HR 	0.01 ~ 0.018 ~ 0.026	NC310 NC3015 NC3020 NC330	500 475 425 325	CNMG  P 60	WNMG  P 106	DNMG  P 68	TNMG  P 92		SNMG  P 78
0.197 ~ 0.280 ~ 0.440 Heavy duty	HH 	0.02 ~ 0.04 ~ 0.044	NC3015 NC3020 NC330	500 425 325	CNMM  P 91			TNMM  P 92		SNMM  P 80
Depth of Cut (inch)	C/B	Feed (ipr)	Grade	Cutting Speed (sfm)	[POSI] CC□T	[POSI] WC□T	[POSI] DC□T	[POSI] TC□T	[POSI] VC□T VB□T	[POSI] SC□T
0.004 ~ 0.020 ~ 0.059 Finishing	HFP 	0.002 ~ 0.006 ~ 0.01	NC310 NC3015 NC3020 CC105	925 850 825 825	CCGT  P 54		DCGT  P 63	TCGT  P 84	VCGT  P 97, P 98	SCGT  P 71
0.020 ~ 0.059 ~ 0.138 Medium cutting, Medium-Roughing	HMP 	0.003~ 0.008 ~ 0.016	NC310 NC3015 NC3020 CN200	850 800 750 750	CCMT  P 55		DCMT  P 63	TCMT  P 84	VBMT  P 99	SCMT  P 71
0.039~ 0.079 ~ 0.118 Medium cutting	C25 	0.004 ~ 0.01 ~ 0.014	NC310 NC3015 NC3020	825 750 725	CCMT  P 54		DCMT  P 63	TCMT  P 84		SCMT  P 71

■ : 1st Recommended cutting condition

Chipbreaker Recommendations as per Workpiece

2. Work-Piece Material : SAE 4140, 4130, 31300, etc.
 Medium carbon steel
 Hardness : 180~260HB

■ Chipbreaker, Grade, Cutting condition Recommendation

Work piece	C/B & Grade Selection				Insert shape					
	C/B & Feed		Grade & Cutting Speed		80°	80°	55°	60°	35°	90°
Depth of Cut (inch)	C/B	Feed (ipr)	Grade	Cutting Speed (sfm)	[NEGA] CN□G	[NEGA] WN□G	[NEGA] DN□G	[NEGA] TN□G	[NEGA] VN□G	[NEGA] SN□G
0.012 ~ 0.040 ~ 0.080 Ultra Fine Finishing	HW 	0.004 ~ 0.012	NC310 NC3015 NC3020	990 900 820	CNG(M)G  P 60	WNMG  P 106				
0.020 ~ 0.039 ~ 0.079 Finishing	HF 	0.003 ~ 0.012	NC310 NC3015 NC3020 CN200	725 650 625 600	CNMG  P 59	WNMG  P 105	DNMG  P 67	TNMG  P 91	VNMG  P 100	SNMG  P 77
1.031 ~ 0.059 ~ 0.138 Medium-Finishing	HC 	0.004 ~ 0.014	NC310 NC3015 NC3020 NC330 CN200	700 950 600 525 550	CNMG  P 58	WNMG  P 105	DNMG  P 67	TNMG  P 91		SNMG  P 77
0.059 ~ 0.098 ~ 0.197 General Medium	HM 	0.004 ~ 0.016	NC310 NC3015 NC3020 NC330 CN200	650 600 550 500 525	CNMG  P 59	WNMG  P 105	DNMG  P 67	TNMG  P 91	VNMG  P 101	SNMG  P 78
0.098 ~ 0.138 ~ 0.280 Roughing	HR 	0.01 ~ 0.026	NC310 NC3015 NC3020 NC330	550 525 500 425	CNMG  P 60	WNMG  P 106	DNMG  P 68	TNMG  P 92		SNMG  P 78
0.160 ~ 0.280 ~ 0.520 Heavy duty	HH 	0.016 ~ 0.044	NC310 NC3015 NC3020 NC330	425 400 375 300	CNMM  P 61			TNMM  P 92		SNMM  P 80
Depth of Cut (inch)	C/B	Feed (ipr)	Grade	Cutting Speed (sfm)	[POSI] CC□T	[POSI] WC□T	[POSI] DC□T	[POSI] TC□T	[POSI] VC□T VB□T	[POSI] SC□T
0.004 ~ 0.020 ~ 0.059 Finishing	HFP 	0.002 ~ 0.01	NC310 NC3015 NC3020	725 650 600 650	CCGT  P 54		DCGT  P 63	TCGT  P 84	VCGT  P 97, 98	SCGT  P 71
0.020 ~ 0.059 ~ 0.138 Medium-Finishing General Medium	HMP 	0.003 ~ 0.016	NC310 NC3015 NC3020 NC330 CN200	700 625 600 500 550	CCMT  P 55		DCMT  P 63	TCMT  P 84	VBMT  P 99	SCMT  P 71
0.039 ~ 0.079 ~ 0.118 Medium-Roughing	C25 	0.004 ~ 0.014	NC310 NC3015 NC3020 NC330	650 600 550 500	CCMT  P 55		DCMT  P 63	TCMT  P 84		SCMT  P 71

■ : 1st Recommended cutting condition

24 TECHNICAL OVERVIEW OF GRADES

Chipbreaker Recommendations as per Workpiece




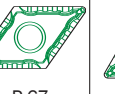
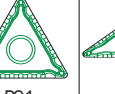
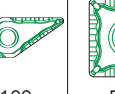









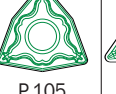
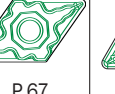

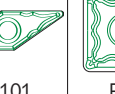




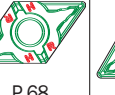







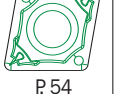






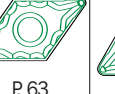
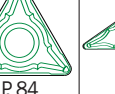




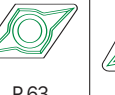
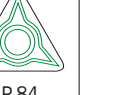

3. Work-Piece Material : SAE 4140, 4130, 41300, etc.

Medium carbon steels

Hardness : 260~350HB

9000 series carbide

■ Chipbreaker, Grade, Cutting condition Recommendation


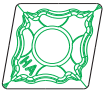

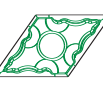
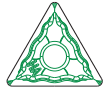

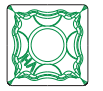








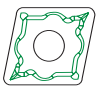

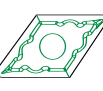

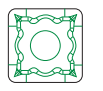

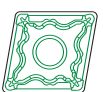

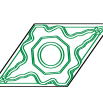




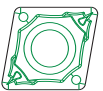






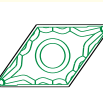


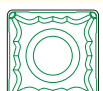

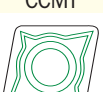


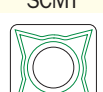
Work piece	C/B & Grade Selection				Insert shape					
	C/B & Feed		Grade & Cutting Speed		80°	80°	55°	60°	35°	90°
Depth of Cut (inch)	C/B	Feed (ipr)	Grade	Cutting Speed (sfm)	[NEGA] CN□G	[NEGA] WN□G	[NEGA] DN□G	[NEGA] TN□G	[NEGA] VN□G	[NEGA] SN□G
0.020 ~ 0.039 ~ 0.079 Finishing	HF 	0.003 ~ 0.006 ~ 0.012	NC310 NC3015 NC3020 CN200	425 400 375 375	CNMG  P 59	WNMG  P 105	DNMG  P 67	TNMG  P91	VNMG  P 100	SNMG  P 77
0.031~ 0.059 ~ 0.138 Medium-Finishing	HC 	0.004 ~ 0.008 ~ 0.014	NC3015 NC3020 NC330 CN200	500 425 375 325	CNGG  P 55	WNMG  P 105	DNMG  P 67	TNMG  P 91		SNMG  P 77
0.079 ~ 0.118 ~ 0.197 General Medium	HM 	0.006 ~ 0.01 ~ 0.02	NC310 NC3015 NC3020 CN200	425 400 325 300	CNMG  P 59	WNMG  P 105	DNMG  P 67	TNMG  P 91	VNMG  P 101	SNMG  P 78
0.1 ~ 0.14 ~ 0.24 Roughing	HR 	0.01 ~ 0.014 ~ 0.024	NC310 NC3015 NC3020 NC330	325 300 300 275	CNMG  P 60	WNMG  P 106	DNMG  P 68	TNMG  P92		SNMG  P 78
0.197 ~ 0.24 ~ 0.4 Heavy duty	HH 	0.02 ~ 0.024 ~ 0.04	NC310 NC3015 NC3020 NC330	300 275 275 225	CNMM  P 61			TNMM  P 92		SNMM  P 80
Depth of Cut (inch)	C/B	Feed (ipr)	Grade	Cutting Speed (sfm)	[POSI] CC□T	[POSI] WC□T	[POSI] DC□T	[POSI] TC□T	[POSI] VC□T VB□T	[POSI] SC□T
0.004 ~ 0.020 ~ 0.059 Finishing	HFP 	0.002 ~ 0.006 ~ 0.01	NC310 NC3015 NC3020	425 400 375 400	CCGT  P 54		DCGT  P 63	TCGT  P 84	VCGT  P 97, P 98	SCGT  P 71
0.008 ~ 0.039 ~ 0.118 Medium-Finishing, General Medium	HMP 	0.003~ 0.008 ~ 0.016	NC310 NC3015 NC3020 CN200	400 375 375 325	CCMT  P 54		DCMT  P 63	TCMT  P 84	VBMT  P 99	SCMT  P 71
0.020 ~ 0.059 ~ 0.098 Medium-Roughing	C25 	0.004 ~ 0.01 ~ 0.014	NC310 NC3015 NC3020 NC330	375 325 325 300	CCMT  P 54		DCMT  P 63	TCMT  P 84		SCMT  P 71

■ : 1st Recommended cutting condition

Chipbreaker Recommendation as per Workpiece

2. Work-Piece Material : A2, SAE 8740, etc.
 General steel
 Hardness : 180~260HB

■ Chipbreaker, Grade, Cutting condition Recommendation

Work piece	C/B & Grade Selection				Insert shape					
	C/B & Feed		Grade & Cutting Speed		80°	80°	55°	60°	35°	90°
Depth of Cut (inch)	C/B	Feed (ipr)	Grade	Cutting Speed (sfm)	[NEGA]	[NEGA]	[NEGA]	[NEGA]	[NEGA]	[NEGA]
					CN□G	WN□G	DN□G	TN□G	VN□G	SN□G
0.02 ~ 0.060 ~ 0.100 Medium-Finishing	HA 	0.0012 ~ 0.006 ~ 0.012	NC9020 PC9030	625 575	CNMG  P 58	WNMG  P 104	DNMG  P 66	TNMG  P 90	VNMG  P 99	SNMG  P 77
0.04 ~ 0.1 ~ 0.16 Medium-Cutting	HS 	0.004 ~ 0.01 ~ 0.016	NC9020 PC9030	600 525	CNG(M)G  P 60	WNG(M)G  P 104	DNG(M)G  P 68	TNG(M)G  P 92	VNG(M)G  P 101	SNG(M)G  P 79
0.031 ~ 0.079 ~ 0.157 Medium-Finishing	GS 	0.003 ~ 0.01 ~ 0.016	NC9020 PC9030	450 560	CNMG  P 58	WNMG  P 104	DNMG  P 66	TNMG  P 90		SNMG  P 76
0.039 ~ 0.079 ~ 0.157 General Medium	HM 	0.004 ~ 0.010 ~ 0.016	NC9020 PC9030	525 400	CNMG  P 59	WNMG  P 105	DNMG  P 67	TNMG  P 91	VNMG  P 101	SNMG  P 78
Depth of Cut (inch)	C/B	Feed (ipr)	Grade	Cutting Speed (sfm)	[POSI]	[POSI]	[POSI]	[POSI]	[POSI]	[POSI]
0.005 ~ 0.02 ~ 0.06 Finishing	HFP 	0.002 ~ 0.006 ~ 0.01	NC9020 PC9030	600 525	CCGT  P 54		DCGT  P 63	TCGT  P 84	VCGT  P 97, 98	SCGT  P 71
0.02 ~ 0.04 ~ 0.12 Medium-Finishing General Medium	HMP 	0.004 ~ 0.008 ~ 0.012	NC9020 PC9030	525 450	CCMT  P 55		DCMT  P 63	TCMT  P 84	VBMT  P 99	SCMT  P 71
0.04 ~ 0.06 ~ 0.12 Medium-Roughing	C25 	0.006 ~ 0.01 ~ 0.014	NC9020 PC9030	500 525	CCMT  P 54		DCMT  P 63	TCMT  P 84		SCMT  P 71


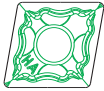

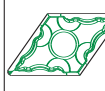

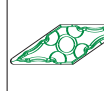
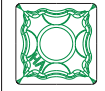

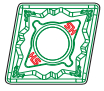

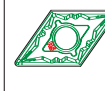

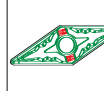


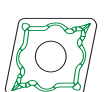

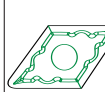

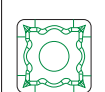

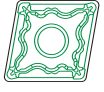

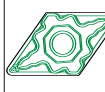











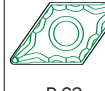








■ : 1st Recommended cutting condition

26 TECHNICAL OVERVIEW OF GRADES

Chipbreaker Recommendations as per Workpiece

5. Work-Piece Material: 30455, 31655, 34755, etc.
 Austenitic Stainless steel
 Hardness : 135~185HB

■ Chipbreaker, Grade, Cutting condition Recommendation

Work piece	C/B & Grade Selection				Insert shape					
	C/B & Feed		Grade & Cutting Speed		80°	80°	55°	60°	35°	90°
Depth of Cut (inch)	C/B	Feed (ipr)	Grade	Cutting Speed (sfm)	[NEGA] CN□G	[NEGA] WN□G	[NEGA] DN□G	[NEGA] TN□G	[NEGA] VN□G	[NEGA] SN□G
0.02 ~ 0.060 ~ 0.100 Medium-Finishing	HA 	0.0012 ~ 0.006 ~ 0.012	NC9020 PC9030	530 450	CNMG  P 58	WNMG  P 104	DNMG  P 66	TNMG  P 90	VNMG  P 99	SNMG  P 77
0.04 ~ 0.1 ~ 0.16 Medium-Cutting	HS 	0.004 ~ 0.01 ~ 0.016	NC9020 PC9030	500 425	CNMG  P 60	WNMG  P 104	DNMG  P 68	TNMG  P 92	VNMG  P 101	SNMG  P 79
0.031 ~ 0.08 ~ 0.16 Medium-Finishing	GS 	0.004 ~ 0.008 ~ 0.016	NC9020 PC9030	450 560	CNMG  P 58	WNMG  P 104	DNMG  P 66	TNMG  P 90		SNMG  P 76
0.04 ~ 0.08 ~ 0.16 General Medium	HM 	0.004 ~ 0.008 ~ 0.016	NC9020 PC9030	425 400	CNMG  P 59	WNMG  P 105	DNMG  P 67	TNMG  P 91	VNMG  P 101	SNMG  P 78
Depth of Cut (inch)	C/B	Feed (ipr)	Grade	Cutting Speed (sfm)	[POSI] CC□T	[POSI] WC□T	[POSI] DC□T	[POSI] TC□T	[POSI] vc□T vb□T	[POSI] SC□T
0.005 ~ 0.02 ~ 0.06 Finishing	HFP 	0.002 ~ 0.004 ~ 0.008	NC9020 PC9030	500 425	CCGT  P 54		DCGT  P 63	TCGT(TPGT)  P 84	VCGT  P 97, 98	SCGT  P 71
0.02 ~ 0.04 ~ 0.12 Medium-Finishing General Medium	HMP 	0.003 ~ 0.006 ~ 0.012	NC9020 PC9030	450 400	CCMT  P 55		DCMT  P 63	TCMT  P 84	VBMT  P 99	SCMT  P 71
0.04 ~ 0.06 ~ 0.12 Medium-Roughing	C25 	0.004 ~ 0.008 ~ 0.012	NC9020 PC9030	425 350	CCMT  P 54		DCMT  P 63	TCMT  P 84		SCMT  P 71

 : 1st Recommended cutting condition

Chipbreaker Recommendations as per Workpiece


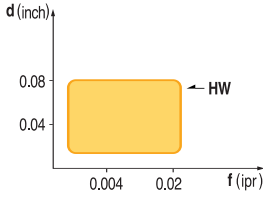

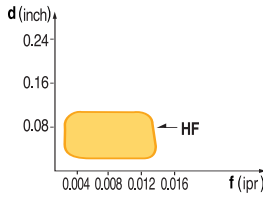

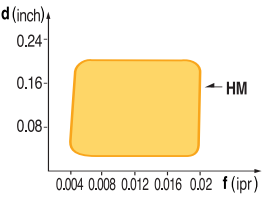

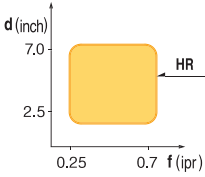

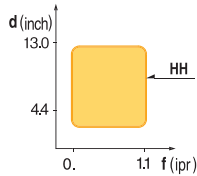
6. Work-Piece Material : No35B, No45B, 060-40-18, etc.
 Gray Cast iron, Ductile Cast iron
 Hardness : 135~185HB
 Tensile Strength : Under 450N/β±

■ Chipbreaker, Grade, Cutting condition Recommendation


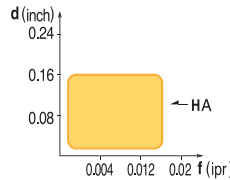

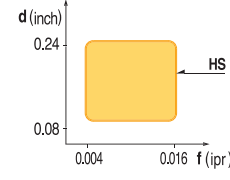

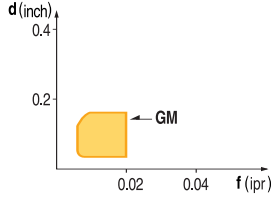

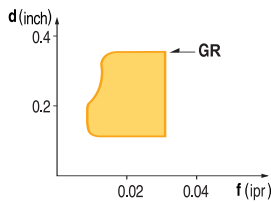

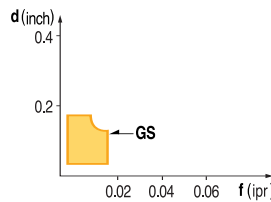
Work piece	C/B & Grade Selection				Insert shape					
	C/B & Feed		Grade & Cutting Speed		80°	80°	55°	60°	35°	90°
Depth of Cut (inch)	C/B	Feed (ipr)	Grade	Cutting Speed (sfm)	CNMG	WNMG	DNMG	TNMG	VNMG	SNMG
					CNGG	WNGG	DNGG	TNGG	VNGG	SNGG
0.005 ~ 0.015 ~0.04 Finishing		0.002 ~ 0.004 ~ 0.02	NC305K	650 ~ 1650 ~ 2300 975	CNMA	WNMA	DNMA	TNMA		SNMA
					 P 55	 P 103	 P 64	 P 85, 87		 P 74
0.02 ~ 0.08 ~ 0.14 Medium-Finishing	B20 	0.004 ~ 0.008 ~ 0.012	NC305K	425~ 825 ~1150	CNMG		DNMG	TNMG	VNMG	SNMG
					 P 56		 P 64	 P 87	 P 99	 P 74
0.04~ 0.1 ~ 0.16 General Medium	HM 	0.006 ~ 0.012 ~ 0.02	NC305K NC315K	500 ~ 825 ~1150	CNMG	WNMG	DNMG	TNMG	VNMG	SNMG
					 P 59	 P 105	 P 67	 P 91	 P 101	 P 78
0.004 ~ 0.12 ~ 0.18 Medium-Roughing	GR 	0.008 ~ 0.014 ~ 0.02	NC305K NC315K	825 725	CNMG	WNMG	DNMG	TNMG		SNMG
					 P 57	 P 104	 P 65	 P 89		 P 76
0.1~ 0.14 ~0.24 Roughing	HR 	0.01 ~ 0.014 ~ 0.024	NC310 NC3015 NC3020 NC330	325 300 300 275	CNMG	WNMG	DNMG	TNMG		SNMG
					 P 60	 P 106	 P 68	 P 92		 P 78
0.16 ~ 0.26 ~0.4 Heavy duty	GH 	0.012 ~ 0.0028 ~ 1.043	NC315K	500	CNMM					SNMM
					 P 61					 P 79
Depth of Cut (inch)	C/B	Feed (ipr)	Grade	Cutting Speed (sfm)	[POS1] CCMT	[POS1] WCMT	[POS1] DCMT	[POS1] TCMT	[POS1] VCMT VBMT	[POS1] SCMT
0.02 ~ 0.06 ~ 0.12 Medium-Finishing	HFP 	0.003 ~ 0.008 ~ 0.016	NC305K NC315K	825 725	CCMT		DCMT	TCMT	VCMT	SCMT
					 P 55		 P 63	 P 84	 P 99	 P 71
0.04 ~ 0.08 ~ 0.14 Medium Cutting	C25 	0.004 ~ 0.01 ~ 0.016	NC305K NC315K	825 725	CCMT		DCMT	TCMT		SCMT
					 P 54		 P 63	 P 84		 P 71

■ : 1st Recommended cutting condition


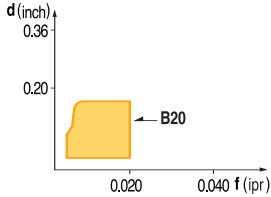

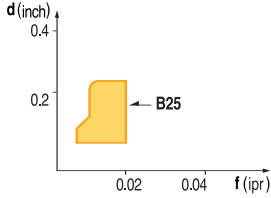

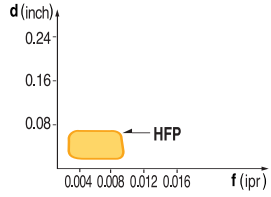

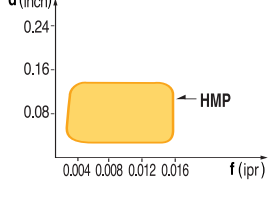

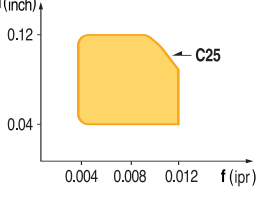

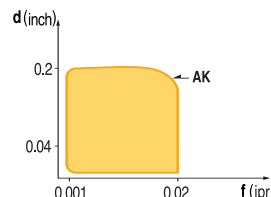

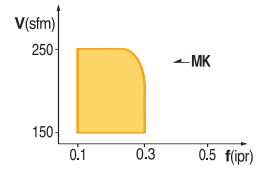
TMX Chipbreakers

		Shape	Application Range	Special Features
"H" Series	HW			<ul style="list-style-type: none"> Use: Wiper, Finish <ul style="list-style-type: none"> Reinforced chip pocket for aggressive speeds and feeds. Wiper Geometry for excellent surface finishes at high feed rates. Recommended Cutting Conditions <ul style="list-style-type: none"> $d = 0.012 \sim 0.08 \text{ inch}$ $f = 0.004 \sim 0.02 \text{ ipr}$
	HF			<ul style="list-style-type: none"> Use: Finish <ul style="list-style-type: none"> Excellent chip control for varying depths of cut. Special design enhances cutting edge strength. Recommended Cutting Conditions <ul style="list-style-type: none"> $d = 0.012 \sim 0.1 \text{ inch}$ $f = 0.002 \sim 0.14 \text{ ipr}$
	HM			<ul style="list-style-type: none"> Use: Medium <ul style="list-style-type: none"> All purpose chipbreaker. Recommended Cutting Conditions <ul style="list-style-type: none"> $d = 0.01 \sim 0.2 \text{ inch}$ $f = 0.004 \sim 0.02 \text{ ipr}$
	HR			<ul style="list-style-type: none"> Use: Rough <ul style="list-style-type: none"> Large depths of cut and aggressive feeds. Interrupted cuts. Recommended Cutting Conditions <ul style="list-style-type: none"> $d = 0.1 \sim 0.28 \text{ inch}$ $f = 0.01 \sim 0.028 \text{ ipr}$
	HH			<ul style="list-style-type: none"> For Heavy duty cutting <ul style="list-style-type: none"> Specially designed toughest cutting edge provides superior cutting performance at deep depth of cut and fast feed rate. Unique design of dot on cutting edge makes smooth chip flow and reduce cutting force. Recommended Cutting Conditions <ul style="list-style-type: none"> $d = 0.16 \sim 0.5 \text{ inch}$ $f = 0.018 \sim 0.04 \text{ ipr}$


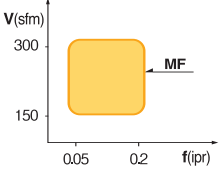

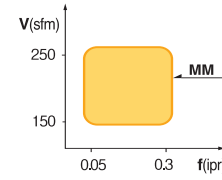

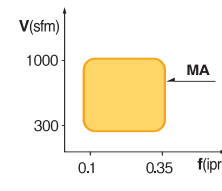
TMX Chipbreakers

Shape		Application Range	Special Features
"H" Series	HA 		<ul style="list-style-type: none"> ■ Use: Light and Medium <ul style="list-style-type: none"> • Free-cutting • Unique geometry enhances durability. ■ Recommended Cutting Conditions <ul style="list-style-type: none"> d = 0.03 ~ 0.16inch f = 0.004 ~ 0.016ipr
	HS 		<ul style="list-style-type: none"> ■ Use: Medium <ul style="list-style-type: none"> • Designed for stainless steel and high-temp alloys • High rake angle on land increases wear resistance. ■ Recommended Cutting Conditions <ul style="list-style-type: none"> d = 0.04 ~ 0.16inch f = 0.004 ~ 0.016ipr
"G" Series	GM 		<ul style="list-style-type: none"> ■ Use: Medium <ul style="list-style-type: none"> • All purpose chip breaker. • Strong cutting edge for aggressive feed rates and interrupted cuts. ■ Recommended Cutting Conditions <ul style="list-style-type: none"> d = 0.03 ~ 0.16inch f = 0.004 ~ 0.02ipr
	GR 		<ul style="list-style-type: none"> ■ Use: Rough <ul style="list-style-type: none"> • Large depths of cut and aggressive feeds. • Interrupted cuts. ■ Recommended Cutting Conditions <ul style="list-style-type: none"> d = 0.12 ~ 0.32inch f = 0.012 ~ 0.032ipr
	GS 		<ul style="list-style-type: none"> ■ Use: Medium <ul style="list-style-type: none"> • Designed for stainless steel and high-temp alloys. • High rake angle on land increases wear resistance. ■ Recommended Cutting Conditions <ul style="list-style-type: none"> d = 0.04 ~ 0.2inch f = 0.004 ~ 0.02ipr

TMX Chipbreakers

	Shape	Application Range	Special Features
"B" Series	B20 		<ul style="list-style-type: none"> Use: Light, Medium <ul style="list-style-type: none"> Cast Iron Chipbreaker. Recommended Cutting Conditions <ul style="list-style-type: none"> d = 0.06 ~ 0.16inch f = 0.006 ~ 0.02ipr
	B25 		<ul style="list-style-type: none"> Use: General Purpose <ul style="list-style-type: none"> All purpose chipbreaker. Recommended Cutting Conditions <ul style="list-style-type: none"> d = 0.08 ~ 0.24inch f = 0.01 ~ 0.02ipr
"H-Posi" Series	HFP 		<ul style="list-style-type: none"> Use: Finish <ul style="list-style-type: none"> Chipbreaker for shallow depths of cut and low feed rates. Capable of turning fine surface finishes. Also for boring. Recommended Cutting Conditions <ul style="list-style-type: none"> d = 0.004 ~ 0.06inch f = 0.002 ~ 0.01ipr
	HMP 		<ul style="list-style-type: none"> Use: Medium <ul style="list-style-type: none"> Versatile chipbreaker. Recommended Cutting Conditions <ul style="list-style-type: none"> d = 0.02 ~ 0.14inch f = 0.002 ~ 0.016ipr
"C" Series	C25 		<ul style="list-style-type: none"> Use: Medium <ul style="list-style-type: none"> Interrupted cuts. Free cutting. ID & OD Turning. Recommended Cutting Conditions <ul style="list-style-type: none"> d = 0.04 ~ 0.12inch f = 0.004 ~ 0.012ipr
"AK" Series	AK 		<ul style="list-style-type: none"> Use: Aluminum Turning <ul style="list-style-type: none"> Exclusive chipbreaker for aluminum and aluminum alloys. Recommended Cutting Conditions <ul style="list-style-type: none"> d = 0.04 ~ 0.2inch f = 0.001 ~ 0.02ipr
"MX" Series	MX 		<ul style="list-style-type: none"> General Milling <ul style="list-style-type: none"> Excellent heat resistance. Recommended Cutting Conditions <ul style="list-style-type: none"> d = 0.004 ~ 0.2inch f = 0.004 ~ 0.012ipr

TMX Chipbreakers

		Application Range	Special Features
"Future Mill" Series	MF	 	<ul style="list-style-type: none"> ■ Finish Milling <ul style="list-style-type: none"> · Special design for light cutting of gummy materials like stainless steel. Provides fine surface finishes and longer tool life. ■ Recommended Cutting Conditions <ul style="list-style-type: none"> d = 0.02 ~ 0.2inch f = 0.002 ~ 0.008ipr
	MM	 	<ul style="list-style-type: none"> ■ Medium Milling <ul style="list-style-type: none"> · All purpose chipbreaker design. ■ Recommended Cutting Conditions <ul style="list-style-type: none"> d = 0.04 ~ 0.2inch f = 0.002 ~ 0.012ipr
	MA	 	<ul style="list-style-type: none"> ■ Aluminum Milling <ul style="list-style-type: none"> · Suitable design for aluminum machining. Sharp, ground cutting edge and mirror-finished face prevents built up edge. ■ Recommended Cutting Conditions <ul style="list-style-type: none"> d = 0.02 ~ 0.2inch f = 0.004 ~ 0.014ipr

32 TURNING INSERT CODE SYSTEM

1 Insert Shape			
C	D	E	K
L	R	S	T
V	W		

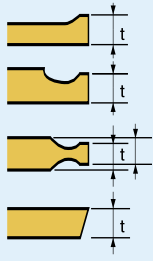
2 Clearance Angle			
B	C	D	E
F	N	P	
Special			
O			



3 Tolerance				
<small>d : theoretical diameter of inscribed circle t : Thickness m : see figure</small>				
(inch)				
class	d	m	t	
A	+0.0010	+0.0002	±0.0010	
C	+0.0010	+0.0005	±0.0010	
H	+0.0005	+0.0005	±0.0010	
E	+0.0010	+0.0010	±0.0010	
G	+0.0010	+0.0010	±0.005	
J	+0.002 - +0.006	+0.0002	±0.001	
K	+0.002 - +0.006	±0.0005	±0.001	
L	+0.002 - +0.006	+0.0010	±0.001	
M	+0.002 - +0.006	+0.003 - 0.008	±0.005	
U	+0.003 - +0.01	+0.005 - 0.015	±0.005	
d	Tolerance on d		Tolerance on m	
	J,K,L,M,N	U	M,N	U
1/4	+0.002	+0.003	+0.003	+0.005
3/8	+0.002	+0.003	+0.003	+0.005
1/2	+0.003	+0.005	+0.005	+0.008
5/8	+0.004	+0.007	+0.06	+0.011
3/4	+0.004	+0.007	+0.06	+0.011
1	+0.005	+0.01	+0.07	+0.015
d	Tolerance on d	Tolerance on m		
1/4	±0.002	±0.0043		
3/8	±0.002	±0.0043		
1/2	±0.003	±0.006		
5/8	±0.004	±0.007		
3/4	±0.004	±0.007		

4 Cross Section Type	
A	B
C	F
G	H
J	M
N	Q
R	T
U	W
Special type	
X	

6 Height of Cutting Edge



Symbol	Height of Cutting Edge (t)	
	Metric	Inch
-	0.5(1)	0.79
T0	0.6	1.00
O1	1(2)	1.59
T1	1.2	1.98
O2	1.5(3)	2.38
O3	2	3.18
T3	2.5	3.97
O4	3	4.76
O5	3.5	5.56
O6	4	6.35
O7	5	7.94
O9	6	9.52
11	7	11.11
12	8	12.70

() Symbol for small size insert

7 Nose Corner Radius (Nose R)



Symbol	Corner Radius	
	Metric	Inch
O1	0	0.1
O2	0.5	0.2
O4	1	0.4
O8	2	0.8
12	3	1.2
16	4	1.6
20	5	2.0
24	6	2.4
28	7	2.8
32	8	3.2
O0	-	Round insert(Inch)
M0	-	Round insert(Metric)

3

5

3

6

2

7

HM

8

5 Cutting Edge Length, Diameter of Inscribed circle

Symbol							IC	
C	D	S	T	R	V	W		
Metric							Inch	d(inch)
03	04	03	06	03	-	02	1.2(5)	5/32
04	05	04	08	04	08	S3	1.5(6)	3/16
05	06	05	09	05	09	03	1.8(7)	7/32
-	-	-	-	06	-	-	-	0.236
06	07	06	11	06	11	04	2	1/4
08	09	07	13	07	13	05	2.5	5/16
-	-	-	-	08	-	-	-	0.315
09	11	09	16	09	16	06	3	3/8
-	-	-	-	10	-	-	-	0.394
11	13	11	19	11	19	07	3.5	7/16
-	-	-	-	12	-	-	-	0.472
12	15	12	22	12	22	08	4	1/2
14	17	14	24	14	24	09	4.5	9/16
16	19	15	27	15	27	10	5	5/8
-	-	-	-	16	-	-	-	0.630
17	21	17	30	17	30	11	5.5	11/16
19	23	19	33	19	33	13	6	3/4
-	-	-	-	20	-	-	-	0.787
22	27	22	38	22	38	15	7	7/8
-	-	-	-	25	-	-	-	0.984
25	31	25	44	25	44	17	8	1
32	38	31	54	31	54	21	10	1 1/4
-	-	-	-	32	-	-	-	1.260

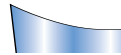

8 Chipbreaker for Turning

HU	HW	HF	HC
HM	HR	HH	HA
HS	GF	GM	GR
GH	GS	B20	B25
HFP	HMP	C25	AK

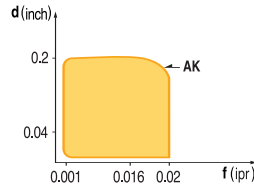
34 TURNING INSERTS

CCGT-AK 6-CCG-

C type (80°)



• Aluminum Chipbreaker

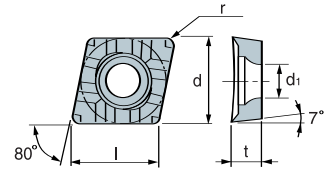


■ USE
Aluminum Turning

■ Recommendation

AK $d = 0.005 \sim 0.2 \text{ inch}$
 $f = 0.001 \sim 0.02 \text{ ipr}$

■ Geometry

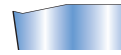



Applicable holder	Designation	ISO	Coated Carbide								Cermet		Uncoated Carbide				(inch)					
			NC310	NC3020	NC330	NC305K	NC315K	PC130	PC230			CN200		H01	H010	G10	ST10	l	d	t	r	d ₁
SCLC R/L SI-SCLC R/L SCMCN	CCGT 21.50.5-AK	060202											●				0.256	1/4	3/32	0.008	1/64	0.110
	21.51-AK	060204											●				0.256	1/4	3/32	1/32		
	21.52-AK	060208											●				0.256	1/4	3/32	0.008		
	32.50.5-AK	09T302											●				0.382	3/8	5/32	1/64	0.173	
	32.51-AK	09T304											●				0.382	3/8	5/32	1/32		
	32.52-AK	09T308											●				0.382	3/8	5/32	1/32		
	430.5-AK	120402															0.508	1/2	3/16	1/64	0.217	
431-AK	120404															0.508	1/2	3/16	1/32			
432-AK	120408												●				0.508	1/2	3/16	1/32		

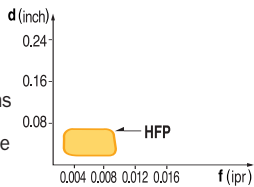
● Stock Item

CCGT-HFP 6-CCF-

C type (80°)



- Chipbreaker for shallow depths of cut and low feed rates
- Capable of turning fine surface finishes.
- Also for fine boring.

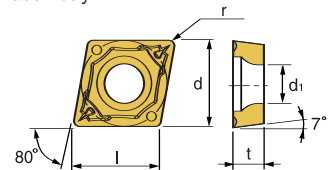


■ USE
Finish

■ Recommendation

HFP $d = 0.004 \sim 0.06 \text{ inch}$
 $f = 0.002 \sim 0.01 \text{ ipr}$

■ Geometry

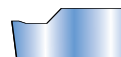



Applicable holder	Designation	ISO	Coated Carbide								Cermet		Uncoated Carbide				(inch)					
			NC310	NC3015	NC3020	NC330	NC9020	NC305K	NC315K	PC9030			CN200		H01	G10	ST10	l	d	t	r	d ₁
SCLC R/L SI-SCLC R/L SCMCN	CCGT 21.50.5-HFP	060202															0.256	1/4	3/32	0.008	1/64	0.110
	21.51-HFP	060204						●									0.256	1/4	3/32	1/32		
	21.52-HFP	060208															0.256	1/4	3/32	0.008		
	32.50.5-HFP	09T302															0.382	3/8	5/32	1/64	0.173	
	32.51-HFP	09T304							●								0.382	3/8	5/32	1/32		
	32.52-HFP	09T308															0.382	3/8	5/32	1/32		
	431-HFP	120404															0.508	1/2	3/16	1/64	0.217	
432-HFP	120408															0.508	1/2	3/16	1/32			

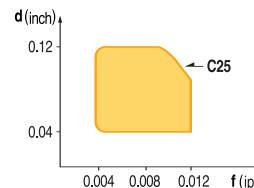
● Stock Item

CCMT-C25 6-CCM-

C type (80°)



- Interrupted cuts.
- Free cutting.
- D & OD turning.

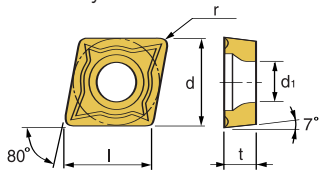


■ USE
Medium

■ Recommendation

C25 $d = 0.04 \sim 0.12 \text{ inch}$
 $f = 0.004 \sim 0.012 \text{ ipr}$

■ Geometry

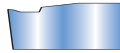



Applicable holder	Designation	ISO	Coated Carbide								Cermet		Uncoated Carbide				(inch)					
			NC310	NC3015	NC3020	NC330	NC9020	NC320	NC315K	PC9030	PC8010			CN200		H01	G10	ST30	l	d	t	r
SCLC R/L SI-SCLC R/L SCMCN	CCMT 21.50.5-C25	060202															0.256	1/4	3/32	0.008	1/64	0.110
	21.51-C25	060204	●	●													0.256	1/4	3/32	1/32		
	21.52-C25	060208															0.256	1/4	3/32	0.008	0.134	
	2.522-C25	080308															0.382	3/8	5/32	0.008		
	32.51-C25	09T304															0.382	3/8	5/32	0.008	0.134	
	32.52-C25	09T308															0.382	3/8	5/32	1/64	0.173	
	431-C25	120404															0.508	1/2	3/16	1/32		
	432-C25	120408															0.508	1/2	3/16	1/64	0.217	
	433-C25	120412															0.508	1/2	3/16	1/32	3/64	

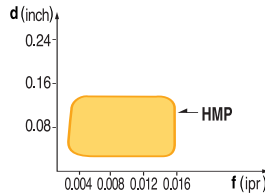
● Stock Item

CCMT-HMP 6-CCN-

C type (80°)



•Versatile chipbreaker.

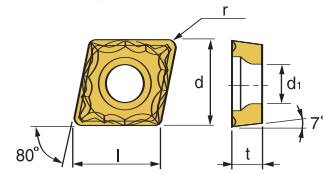


■ USE
Medium

■ Recommendation

HMP $d = 0.02 \sim 0.14$ inch
 $f = 0.002 \sim 0.016$ ipr

■ Geometry




Applicable holder	Designation	ISO	Coated Carbide								Cermet		Uncoated Carbide				(inch)					
			NC310	NC3015	NC3020	NC330	NC9020	NC320	NC315K	PC9030	PC8010	CN200		H01	G10	ST10	ST30	l	d	t	r	d ₁
SCLC R/L SI-SCLC R/L SCMCN	CCMT 21.50.5-HMP	060202	●															0.256	1/4	3/32	0.008	0.110
	21.51-HMP	060204	●	●	●	●	●													1/64		
	21.52-HMP	060208	●																	1/32		
	32.50.5-HMP	09T302	●	●	●	●	●													0.008		
	32.51-HMP	09T304	●	●	●	●	●													1/64	0.173	
	32.52-HMP	09T308	●	●	●	●	●													1/32		
	431-HMP	120404	●	●																1/64		
	432-HMP	120408	●	●	●	●	●													1/32	0.217	

● Stock Item

CNMA 6-CMA-

C type (80°)



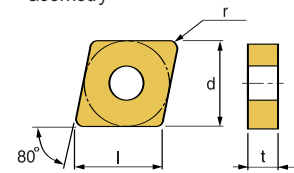
•Cast Iron Applications.

■ USE
Various

■ Recommendation

$d = 0.04 \sim 0.08$ inch
 $f = 0.002 \sim 0.012$ ipr

■ Geometry

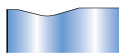



Applicable holder	Designation	ISO	Coated Carbide							Cermet		Uncoated Carbide			(inch)						
			NC310	NC3020	NC330	NC325S	NC305K	NC315K	NC6010	CN200		H01	G10		l	d	t	r			
MCLN R/L MCRN R/L SI-MCLN R/L	CNMA 322	090308																0.382	3/8	1/8	1/32
	431	120404																		1/64	
	432	120408																		1/32	
	433	120412					●	●	●											3/64	
	434	120416					●	●	●											1/16	
	543	160612																		3/64	
	544	160616																		1/16	
	642	190608																		1/32	
	643	190612							●											3/64	
644	190616																		1/16		

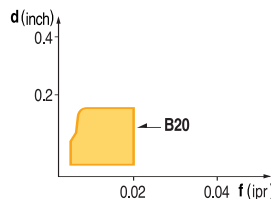
● Stock Item

CNMG-B20 6-CNB-

C type (80°)



•Cast Iron chipbreaker.

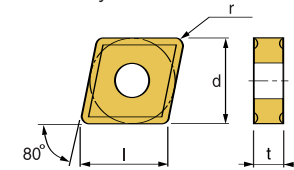


■ USE
Light & Medium

■ Recommendation

B20 $d = 0.06 \sim 0.16$ inch
 $f = 0.006 \sim 0.02$ ipr

■ Geometry



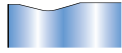

Applicable holder	Designation	ISO	Coated Carbide							Cermet		Uncoated Carbide			(inch)						
			NC310	NC3015	NC3020	NC330	NC305K	NC315K	NC123K	NC6010	CN200		H01	G10	ST10	l	d	t	r		
MCLN R/L MCRN R/L SI-MCLN R/L	CNMG 431-B20	120404					●		●											1/64	
	432-B20	120408																		1/32	
	433-B20	120412					●													3/64	
	641-B20	190604																		1/64	
	642-B20	190608																		1/32	
	643-B20	190612																		3/64	

● Stock Item

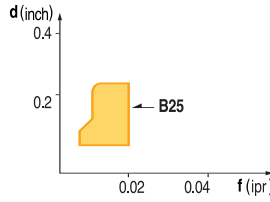
36 TURNING INSERTS

CNMG-B25 6-CNA-

C type (80°)



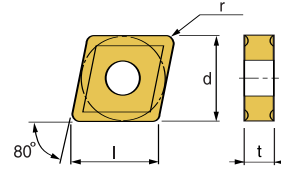
• All purpose chipbreaker.



■ USE
General Purpose

■ Recommendation
B25 $d = 0.08 \sim 0.235 \text{ inch}$
 $f = 0.01 \sim 0.02 \text{ ipr}$

■ Geometry

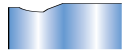



Applicable holder	Designation	ISO	Coated Carbide							Cermet		Uncoated Carbide				(inch)			
			NC310	NC3015	NC3020	NC330	NC9020	NC305K	NC315K	PC9030	CN200		H01	G10	ST20	ST30	l	d	t
MCLN R/L MCRN R/L SI-MCLN R/L	CNMG 431-B25	120404																	
	432-B25	120408				●							●	●	●	0.508	1/2	3/16	1/64
	433-B25	120412				●													1/32
	542-B25	160608																	1/32
	543-B25	160612														0.634	5/8	1/4	3/64
	641-B25	190604																	1/64
	642-B25	190608																	1/32
	643-B25	190612				●							●			0.760	3/4	1/4	3/64
644-B25	190616																	1/16	

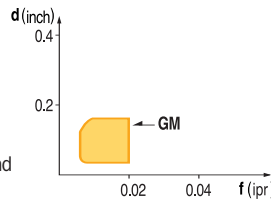
● Stock Item

CNMG-GM 6-CNM-

C type (80°)



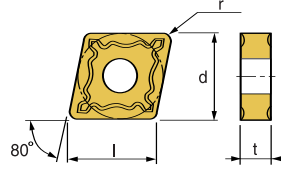
• All purpose chipbreaker.
• Strong cutting edge for aggressive feed rates and interrupted cuts.



■ USE
Medium

■ Recommendation
GM $d = 0.028 \sim 0.16 \text{ inch}$
 $f = 0.004 \sim 0.02 \text{ ipr}$

■ Geometry

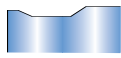



Applicable holder	Designation	ISO	Coated Carbide							Cermet		Uncoated Carbide				(inch)			
			NC310	NC3015	NC3020	NC330	PC230	NC305K	NC315K	CN200		H01	G10	ST10	l	d	t	r	
MCLN R/L MCRN R/L SI-MCLN R/L	CNMG 321-GM	090304								●									1/64
	322-GM	090308								●									1/32
	431-GM	120404				●													1/64
	432-GM	120408		●	●	●	●									0.508	1/2	3/16	1/32
	433-GM	120412		●															3/64
	642-GM	190608														0.760	3/4	1/4	1/32

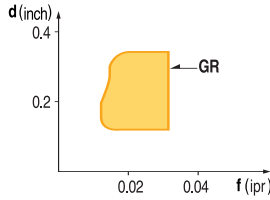
● Stock Item

CNMG-GR 6-CNR-

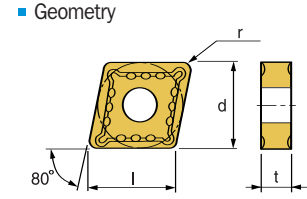
C type (80°)



- Large depths of cut and aggressive feeds.
- Interrupted cuts.



- USE Rough
- Recommendation
GR $d = 0.12 \sim 0.32$ inch
 $f = 0.012 \sim 0.032$ ipr

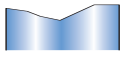


Applicable holder	Designation	ISO	Coated Carbide								Cermets			Uncoated Carbide			(inch)			
			NC310	NC3015	NC3020	NC330	NC40	NC305K	NC315K	NC6010	CN200			H01	G10	ST10	l	d	t	r
MCLN R/L MCRN R/L SI-MCLN R/L	CNMG 432-GR	120408	●	●	●	●														
	433-GR	120412	●		●	●										0.508	1/2	3/16	1/32	
	434-GR	120416			●	●													1/16	
	542-GR	160608			●														1/32	
	543-GR	160612			●										0.634	5/8	1/4	3/64		
	544-GR	160616																	1/16	
	642-GR	190608			●	●													1/32	
	643-GR	190612		●		●										0.760	3/4	1/4	3/64	
	644-GR	190616		●		●													1/16	
	856-GR	250724														1.016	1	5/16	3/32	
866-GR	250924					●												3/8		

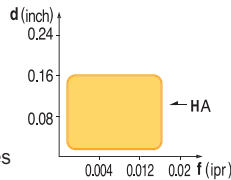
● Stock Item

CNMG(M)-HA 6-CNJ-

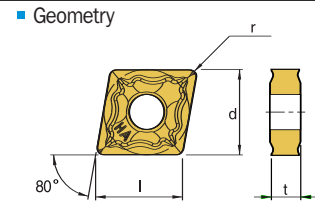
C type (80°)



- Free cutting.
- Unique geometry enhances durability.



- USE Light & Medium
- Recommendation
HA $d = 0.08 \sim 0.235$ inch
 $f = 0.01 \sim 0.02$ ipr



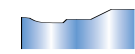

Applicable holder	Designation	ISO	Coated Carbide								Cermets			Uncoated Carbide			(inch)			
			NC310	NC3015	NC3020	NC330	NC9020	NC305K	NC315K	PC9030	PC8010	CT10	CN200		H01	G10	ST10	l	d	t
MCLN R/L MCRN R/L SI-MCLN R/L	CNMG 431-HA	120404			●															
	432-HA	120408	●		●															1/64
	433-HA	120412			●											0.508	1/2	3/16	1/32	
																			3/64	
																0.508	1/2	3/16	1/32	

● Stock Item

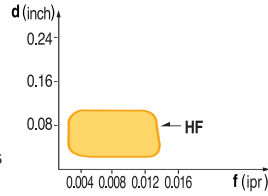
38 TURNING INSERTS

CNMG-HF 6-CNF-

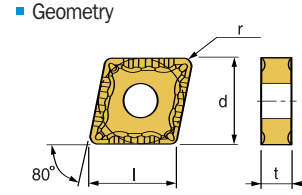
C type (80°)



- Excellent chip control for varying depths of cut.
- Special design enhances cutting edge strength.



- USE Finishing
- Recommendation
HF $d = 0.01 \sim 0.1$ inch
 $f = 0.002 \sim 0.014$ ipr

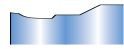



Applicable holder	Designation	ISO	Coated Carbide								Cermet			Uncoated Carbide			(inch)			
			NC310	NC3015	NC3020	NC330	NC305K	NC315K				CN100	CT10	CN200	H01	G10	ST10	l	d	t
MCLN R/L MCRN R/L SI-MCLN R/L	CNMG 321-HF	090304			●												0.382	3/8	1/8	1/64
	322-HF	090308			●												0.382	3/8	1/8	1/32
	431-HF	120404	●		●	●											0.508	1/2	3/16	1/64
	432-HF	120408	●	●	●	●						●					0.508	1/2	3/16	1/32
	433-HF	120412			●	●						●					0.508	1/2	3/16	3/64

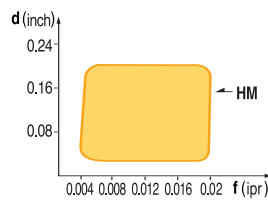
● Stock Item

CNMG-HM 6-CNH-

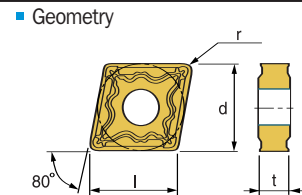
C type (80°)



- All purpose chipbreaker



- USE Medium
- Recommendation
HM $d = 0.04 \sim 0.2$ inch
 $f = 0.004 \sim 0.02$ ipr

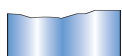



Applicable holder	Designation	ISO	Coated Carbide								Cermet				Uncoated Carbide			(inch)			
			NC310	NC3015	NC3020	NC330	NC9020	NC305K	NC315K	PC9030	PC8010	CN100	CT10	CN200	CN20	H01	G10	ST10	l	d	t
MCLN R/L MCRN R/L SI-MCLN R/L	CNMG 321-HM	090304			●	●												0.382	3/8	1/8	1/64
	322-HM	090308			●													0.382	3/8	1/8	1/32
	431-HM	120404	●	●	●	●												0.508	1/2	3/16	1/64
	432-HM	120408	●	●	●	●	●	●				●	●	●	●	●	●	0.508	1/2	3/16	1/32
	433-HM	120412			●	●	●					●	●	●	●	●	●	0.508	1/2	3/16	3/64
	541-HM	160604																0.634	5/8	1/4	1/64
	542-HM	160608			●	●												0.634	5/8	1/4	1/32
	543-HM	160612			●	●												0.634	5/8	1/4	3/64
	643-HM	190612			●	●												0.760	3/4	1/4	3/64

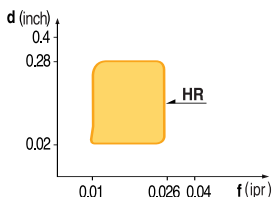
● Stock Item

CNMG-HR 6-CNG-

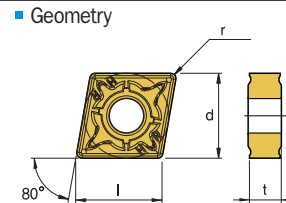
C type (80°)



- Large depths of cut and aggressive feeds.
- Interrupted cuts.



- USE Rough
- Recommendation
HR $d = 0.1 \sim 0.28$ inch
 $f = 0.01 \sim 0.026$ ipr

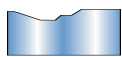



Applicable holder	Designation	ISO	Coated Carbide								Cermet			Uncoated Carbide			(inch)			
			NC310	NC3015	NC3020	NC330	NC9020	NC305K	NC315K	PC9030	NC6010	CN200			H01	G10	ST10	l	d	t
MCLN R/L MCRN R/L SI-MCLN R/L	CNMG 432-HR	120408	●	●	●	●	●			●							0.508	1/2	3/16	1/32
	433-HR	120412	●	●	●	●	●			●							0.508	1/2	3/16	3/64
	434-HR	120416															0.508	1/2	3/16	1/16
	542-HR	160608				●	●										0.634	5/8	1/4	1/32
	543-HR	160612				●	●										0.634	5/8	1/4	3/64
	544-HR	160616				●	●										0.634	5/8	1/4	1/16
	546-HR	160624				●	●										0.634	5/8	1/4	3/32
	642-HR	190608				●	●										0.760	3/4	1/4	1/32
	643-HR	190612		●	●	●	●	●			●						0.760	3/4	1/4	3/64
	644-HR	190616		●	●	●	●	●			●						0.760	3/4	1/4	1/16
	646-HR	190624				●	●									1.016	1	3/8	3/32	
	866-HR	250924														1.016	1	3/8	3/32	

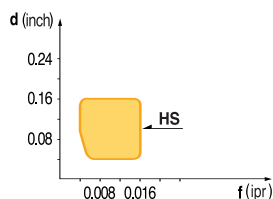
● Stock Item

CNMG-HS 6-CNC-

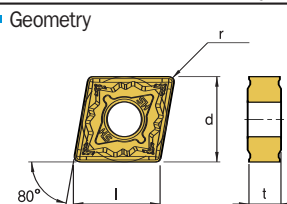
C type (80°)



- Designed for stainless steel and high-temp alloys.
- High rake angle on land increases wear resistance.



- USE Medium
- Recommendation
HS $d = 0.04 \sim 0.16$ inch
 $f = 0.004 \sim 0.016$ ipr

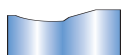



Applicable holder	Designation	ISO	Coated Carbide								Cermet			Uncoated Carbide			(inch)			
			NC310	NC3015	NC3020	NC330	NC9020	NC305K	NC315K	PC9030	NC6010	CN200			H01	G10	ST10	l	d	t
MCLN R/L MCRN R/L SI-MCLN R/L	CNMG 321-HS	090304															0.382	3/8	1/8	1/64
	322-HS	090308															0.382	3/8	1/8	1/32
	431-HS	120404						●				●	●				0.508	1/2	3/16	1/64
	432-HS	120408						●				●	●				0.508	1/2	3/16	1/32
	433-HS	120412						●				●	●				0.508	1/2	3/16	3/64
	543-HS	160612															0.634	5/8	1/4	3/64
	544-HS	160616															0.634	5/8	1/4	1/16
	643-HS	190612															0.760	3/4	1/4	3/64
	644-HS	190616														0.760	3/4	1/4	1/16	

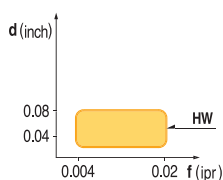
● Stock Item

CNMG-HW 6-CNI-

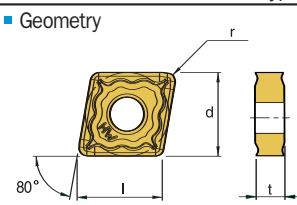
C type (80°)



- Reinforced chip pocket for aggressive speeds and feeds.
- Wiper Geometry for excellent surface finishes at high feed rates.



- USE Wiper, Finish
- Recommendation
HW $d = 0.012 \sim 0.08$ inch
 $f = 0.004 \sim 0.02$ ipr



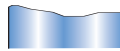

Applicable holder	Designation	ISO	Coated Carbide								Cermet			Uncoated Carbide			(inch)			
			NC310	NC3015	NC3020	NC330	NC9020	NC305K	NC315K	PC9030	NC6010	CN200			H01	G10	ST10	l	d	t
MCLN R/L MCRN R/L SI-MCLN R/L	CNMG 431-HW	120404	●														0.508	1/2	3/16	1/64
	432-HW	120408	●	●	●	●	●										0.508	1/2	3/16	1/32
	433-HW	120412	●	●	●	●	●										0.508	1/2	3/16	3/64

● Stock Item

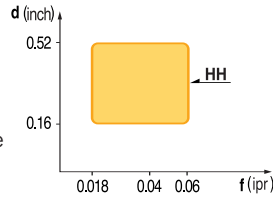
40 TURNING INSERTS

CNMM-HH 6-CMH-, 6-CMM-

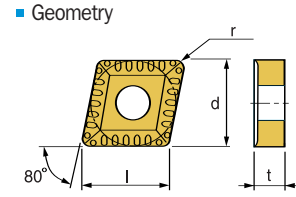
C type (80°)



- Stout Geometry for extreme feeds and depth of cuts.
- Free Cutting design.



- USE Rough
- Recommendation
HH $d = 0.16 \sim 0.52 \text{ inch}$
 $f = 0.018 \sim 0.06 \text{ ipr}$

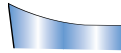



Applicable holder	Designation	ISO	Coated Carbide								Cermet			Uncoated Carbide			(inch)				
			NC310	NC3015	NC3020	NC330	NC9020	NC305K	NC315K	PC9030	NC6010	CN200				H01	G10	ST10	l	d	t
MCLN R/L MCRN R/L SI-MCLN R/L	CNMM 544-HH	160616																0.634	5/8	1/4	1/16
	642-HH	190608			●	●															1/32
	643-HH	190612				●												0.760	3/4	1/4	3/64
	644-HH	190616																			1/16
	646-HH	190624																			3/32
	856-HH	250724																1.016	1	5/16	3/32
	866-HH	250924																		3/8	3/32
	868-HH	250932																		3/5	1/8

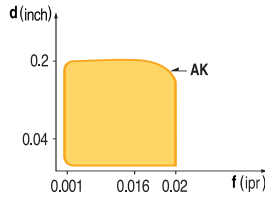
● Stock Item

DCGT-AK 6-DCG-

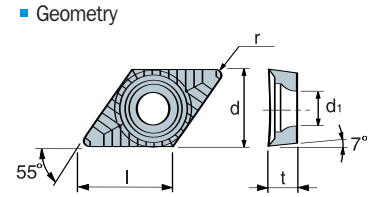
D type (55°)



• Aluminum.



- USE
Aluminum Turning
- Recommendation
AK $d = 0.005 \sim 0.2 \text{ inch}$
 $f = 0.001 \sim 0.02 \text{ ipr}$




Applicable holder	Designation	ISO	Coated Carbide								Cermet			Uncoated Carbide				(inch)				
			NC310	NC3020	NC330	NC305K	NC315K	PC130	PC230			CN200			H01	H010	G10	ST10	l	d	t	r
SDJC R/L SDPCN SI-SDUC R/L	DCGT 21.50.52-AK	070202																0.307	1/4	3/32	0.008	0.110
	21.51-AK	070204																		1/64		
	32.50.5-AK	11T302																		0.008		
	32.51-AK	11T304																		1/64	0.134	
	32.52-AK	11T308																		1/32		
	32.53-AK	11T312																		3/64		

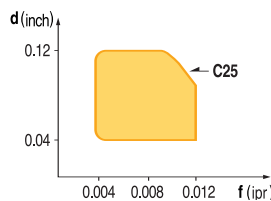
● Stock Item

DCMT-C25 6-DCM-

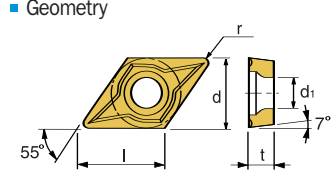
D type (55°)



• Interrupted cuts.
• Free cutting.
• ID & OD turning.



- USE
Medium
- Recommendation
C25 $d = 0.04 \sim 0.12 \text{ inch}$
 $f = 0.004 \sim 0.012 \text{ ipr}$

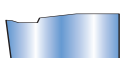



Applicable holder	Designation	ISO	Coated Carbide								Cermet			Uncoated Carbide				(inch)				
			NC310	NC3015	NC3020	NC330	NC9020	NC305K	NC315K	PC9030	PC8010	CN200			H01	G10	ST10	l	d	t	r	d ₁
SDJC R/L SDPCN SI-SDUC R/L	DCMT 21.50.5-C25	070202				●	●										0.307	1/4	3/32	0.008	0.110	
	21.51	070204				●	●													1/32		
	21.52	070208				●	●													0.008		
	32.50.5	11T302				●	●													1/64	0.173	
	32.51	11T304				●	●													1/32		
	32.52	11T308				●	●													1/32		

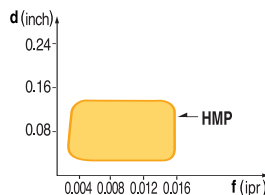
● Stock Item

DCMT-HMP 6-DCN-

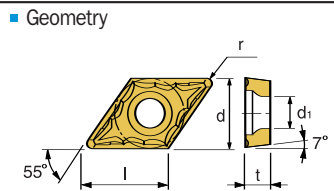
D type (55°)



• Versatile chipbreaker.



- USE
Medium
- Recommendation
HMP $d = 0.00 \sim 0.14 \text{ inch}$
 $f = 0.002 \sim 0.016 \text{ ipr}$




Applicable holder	Designation	ISO	Coated Carbide								Cermet			Uncoated Carbide				(inch)				
			NC310	NC3015	NC3020	NC330	NC9020	NC305K		PC9030	PC8010	CN200			H01	G10	ST10	l	d	t	r	d ₁
SDJC R/L SDPCN SI-SDUC R/L	DCMT 21.50.5-HMP	070202				●	●										0.307	1/4	3/32	0.008	0.110	
	21.51-HMP	070204				●	●													1/64		
	21.52-HMP	070208				●	●													1/32		
	32.50.5-HMP	11T302				●	●													0.008		
	32.51-HMP	11T304				●	●													1/64	0.173	
	32.52-HMP	11T308				●	●													1/32		

● Stock Item

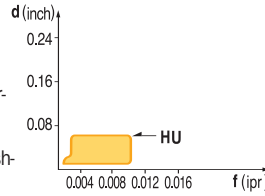
42 TURNING INSERTS

DNG(M)G-HU 6-DNV

D type (55°)

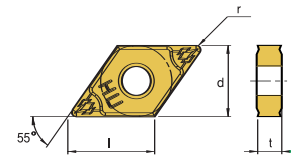


- Capable of producing fine surface finish.
- Free cutting.
- Excellent chip control for finishing depths of cut and feeds.



- USE Finish
- Recommendation
 HU $d = 0.004 \sim 0.06 \text{ inch}$
 $f = 0.001 \sim 0.01 \text{ ipr}$

- Geometry




Applicable holder	Designation	ISO	Coated Carbide								Cermet			Uncoated Carbide			(inch)				
			NC310	NC3015	NC3020	NC330	NC9020	NC305K	NC315K	PC9030	PC8010	CN200			H1	G10E	ST10P	l	d	t	r
PDJNR/L PDNNR/L	DNGG 441-HU	150604																			
	442-HU	150608																			
	431-HU	150404																			
	432-HU	150408																			
	433-HU	150412																			
	441-HU	150604																			
	442-HU	150608																			
	443-HU	150612																			

● Stock Item

DNMA 6-DNA-

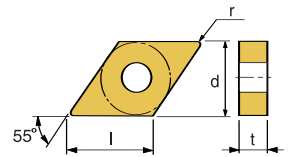
D type (55°)



- Cast Iron applications.

- USE Various
- Recommendation

- Geometry




Applicable holder	Designation	ISO	Coated Carbide						Cermet			Uncoated Carbide			(inch)			
			NC310	NC3015	NC3020	NC330	NC305K	NC315K	CN200			H1	G10E	ST10P	l	d	t	r
MDJN R/L MDPNN SI-MDUN	DNMA 332	110408												0.457	3/8	3/16	1/32	
	431	150404												0.610	1/2	3/16	1/64	
	432	150408												0.610	1/2	1/4	1/32	
	433	150412												0.610	1/2	1/4	3/64	
	441	150604												0.610	1/2	1/4	1/64	
	442	150608												0.610	1/2	1/4	1/32	
	443	150612												0.610	1/2	1/4	3/64	
	444	150616												0.610	1/2	1/4	1/16	
542	190608												0.764	5/8	1/4	1/32		

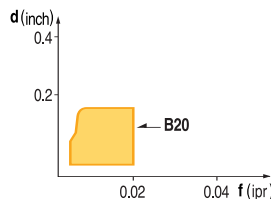
● Stock Item

DNMG-B20 6-DNC-

D type (55°)

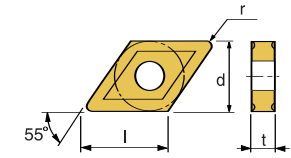


- Cast Iron chipbreaker.



- USE Light & Medium
- Recommendation
 B20 $d = 0.06 \sim 0.16 \text{ inch}$
 $f = 0.006 \sim 0.02 \text{ ipr}$

- Geometry

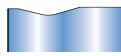



Applicable holder	Designation	ISO	Coated Carbide						Cermet			Uncoated Carbide			(inch)			
			NC310	NC3015	NC3020	NC330	NC305K	NC315K	NC123K	CN200			H01	G10	ST10	l	d	t
MDJN R/L MDPNN SI-MDUN	DNMG 432-B20	150408												0.610	1/2	3/16	1/32	
	433-B20	150412												0.610	1/2	3/16	3/64	
	442-B20	150608												0.610	1/2	1/4	1/32	
	433-B20	150612												0.610	1/2	1/4	3/64	

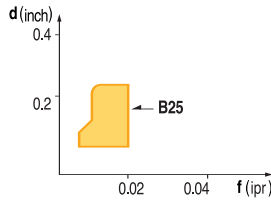
● Stock Item

DNMG-B25 6-DNB-

D type (55°)

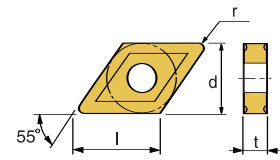


• All purpose chipbreaker.



- USE
General Purpose
- Recommendation
B25 $d = 0.16 \sim 0.4 \text{ inch}$
 $f = 0.02 \sim 0.04 \text{ ipr}$

■ Geometry

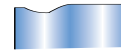



Applicable holder	Designation	ISO	Coated Carbide										Cermet			Uncoated Carbide			(inch)			
			NC310	NC3015	NC3020	NC330	NC9020	NC305K	NC315K	PC9030	PC230	CN200				H01	G10	ST10	l	d	t	r
MDJN R/L MDPNN SI-MDUN	DNMG 430.5-B25	150402																	0.610	1/2	3/16	0.008
	431-B25	150404			●														0.610	1/2	3/16	1/64
	432-B25	150408																	0.610	1/2	1/4	1/32
	433-B25	150412			●														0.610	1/2	1/4	3/64
	440.5-B25	150602																	0.610	1/2	1/4	0.008
	441-B25	150604																	0.610	1/2	1/4	1/64
	442-B25	150608																	0.610	1/2	1/4	1/32
443-B25	150612																	0.610	1/2	1/4	3/64	

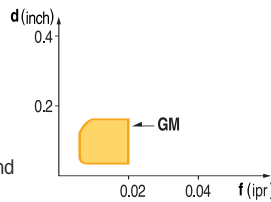
● Stock Item

DNMG-GM 6-DNM-

D type (55°)

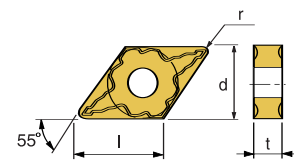


• All purpose chipbreaker.
• Strong cutting edge for aggressive feed rates and interrupted cuts.



- USE
Medium
- Recommendation
GM $d = 0.03 \sim 0.16 \text{ inch}$
 $f = 0.004 \sim 0.02 \text{ ipr}$

■ Geometry

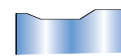



Applicable holder	Designation	ISO	Coated Carbide										Cermet			Uncoated Carbide			(inch)			
			NC310	NC3015	NC3020	NC330	NC9020	NC305K	NC315K	NC320	PC230	CN200				H01	G10	ST10	l	d	t	r
MDJN R/L MDPNN SI-MDUN	DNMG 322-GM	110308																	0.457	3/8	1/8	1/32
	331-GM	110404			●														0.457	3/8	3/16	1/64
	332-GM	110408			●														0.457	3/8	3/16	1/32
	431-GM	150404				●													0.610	1/2	3/16	1/64
	432-GM	150408				●	●												0.610	1/2	3/16	1/32
	433-GM	150412																	0.610	1/2	3/16	3/64
	441-GM	150604																	0.610	1/2	1/4	1/64
	442-GM	150608																	0.610	1/2	1/4	1/32
443-GM	150612																	0.610	1/2	1/4	3/64	

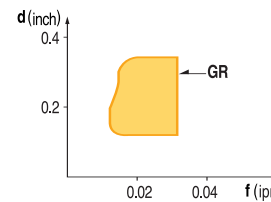
● Stock Item

DNMG-GR 6-DNG-

D type (55°)

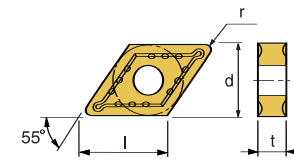


• Large depths of cut and aggressive feeds.
• Interrupted cuts.



- USE
Rough
- Recommendation
GR $d = 0.12 \sim 0.32 \text{ inch}$
 $f = 0.012 \sim 0.032 \text{ ipr}$

■ Geometry



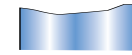

Applicable holder	Designation	ISO	Coated Carbide										Cermet			Uncoated Carbide			(inch)			
			NC310	NC3015	NC3020	NC330	NC305K	NC315K				CN200				H01	G10	ST10	l	d	t	r
MDJN R/L MDPNN SI-MDUN	DNMG 431-GR	150404																	0.610	1/2	3/16	1/64
	432-GR	150408	●		●	●													0.610	1/2	3/16	1/32
	433-GR	450412			●														0.610	1/2	3/16	3/64
	434-GR	150416																	0.610	1/2	3/16	1/16
	441-GR	150604																	0.610	1/2	1/4	1/64
	442-GR	150608																	0.610	1/2	1/4	1/32
	443-GR	150612																	0.610	1/2	1/4	3/64
444-GR	150616																	0.610	1/2	1/4	1/16	

● Stock Item

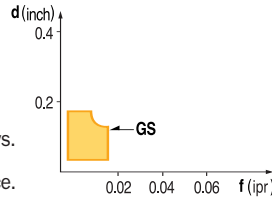
44 TURNING INSERTS

DNMG-GS 6-DNE-

D type (55°)



- Designed for stainless steel and high-temp alloys.
- High rake angle on land increases wear resistance.

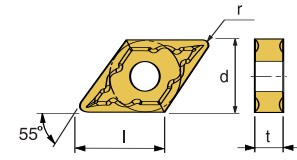


■ USE Medium

■ Geometry

■ Recommendation

GS $d = 0.04 \sim 0.16$ inch
 $f = 0.004 \sim 0.016$ ipr

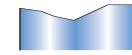



Applicable holder	Designation	ISO	Coated Carbide							Cermet			Uncoated Carbide			(inch)			
			NC310	NC3015	NC3020	NC330	NC9020	NCM120	PC9030	NC325S	CN200			H01	G10	ST10	l	d	t
MDJN R/L MDPNN SI-MDUN	DNMG 431-GS	150404														0.610	1/2	3/16	1/64
	432-GS	150408																	1/32
	433-GS	150412																	3/64
	441-GS	150604														0.610	1/2	1/4	1/64
	442-GS	150608																	1/32
	443-GS	150612																	3/64

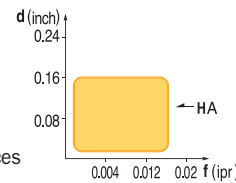
● Stock Item

DNMG-HA 6-DNP-

D type (55°)



- Free Cutting.
- Unique geometry enhances durability.

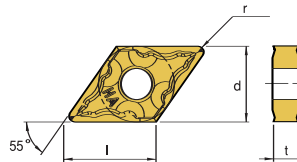


■ USE Light & Medium

■ Geometry

■ Recommendation

HA $d = 0.03 \sim 0.16$ inch
 $f = 0.002 \sim 0.016$ ipr

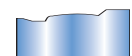



Applicable holder	Designation	ISO	Coated Carbide								Cermet			Uncoated Carbide			(inch)			
			NC320	NC3015	NC3020	NC330	NC9020	NC305K	NC315K	PC9030	NC8010	CN200			H01	G10	ST10	l	d	t
MDJN R/L MDPNN SI-MDUN	DNMG 431-HA	150404															0.610	1/2	3/16	1/64
	432-HA	150408			●		●													1/32
	441-HA	150604															0.610	1/2	1/4	1/64
	442-HA	150608																		1/32

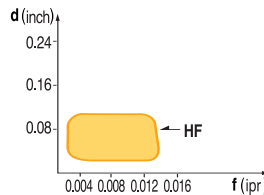
● Stock Item

DNMG-HF 6-DNF-, 6-DNO-

D type (55°)



- Excellent chip control for varying depths of cut.
- Special design enhances cutting edge strength.

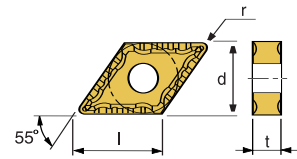


■ USE Finish

■ Geometry

■ Recommendation

HF $d = 0.015 \sim 0.1$ inch
 $f = 0.002 \sim 0.014$ ipr

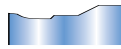



Applicable holder	Designation	ISO	Coated Carbide							Cermet			Uncoated Carbide			(inch)			
			NC310	NC3015	NC3020	NC330	NC9020	NC305K	NC315K	PC9030	CN200			H01	G10	ST10	l	d	t
MDJN R/L MDPNN SI-MDUN	DNMG 330.5-HF	110402														0.457	3/8	3/16	0.008
	331-HF	110404	●		●														1/64
	332-HF	110408	●		●														1/32
	431-HF	150404	●	●	●	●				●						0.610	1/2	3/16	1/64
	432-HF	150408	●	●	●					●									1/32
	433-HF	150412																	3/64
	441-HF	150604														0.610	1/2	1/4	1/64
	442-HF	150608																	1/32
	443-HF	150612																	3/64

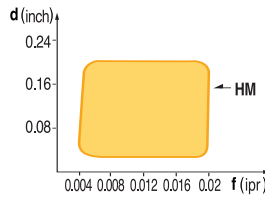
● Stock Item

DNMG-HM 6-DNN-

D type (55°)

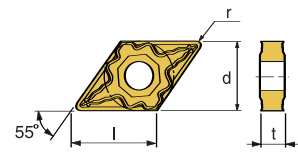


• All purpose chipbreaker.



- USE Medium
- Recommendation
HM $d = 0.04 \sim 0.2 \text{ inch}$
 $f = 0.004 \sim 0.02 \text{ ipr}$

■ Geometry

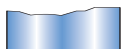



Applicable holder	Designation	ISO	Coated Carbide							Cermet			Uncoated Carbide			(inch)				
			NC310	NC3015	NC3020	NC330	NC9020	NC305K	PC9030	PC8010	CN200				H01	G10	ST10	l	d	t
MDJN R/L MDPNN SI-MDUN	DNMG 331-HM	110404			●												0.457	3/8	3/16	1/64
	332-HM	110408			●															1/32
	333-HM	110412			●															3/64
	431-HM	150404	●			●											0.610	1/2	3/16	1/64
	432-HM	150408		●		●														1/32
	433-HM	150412			●	●														3/64
	441-HM	150604															0.610	1/2	1/4	1/64
	442-HM	150608																		1/32
	443-HM	150612																		3/64

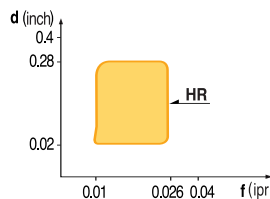
● Stock Item

DNMG-HR 6-DNR-

D type (55°)

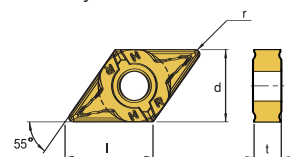


• Large depths of cut and aggressive feeds.
• Interrupted cuts.



- USE Rough
- Recommendation
HR $d = 0.1 \sim 0.28 \text{ inch}$
 $f = 0.010 \sim 0.026 \text{ ipr}$

■ Geometry

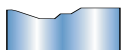



Applicable holder	Designation	ISO	Coated Carbide							Cermet			Uncoated Carbide			(inch)				
			NC310	NC3015	NC3020	NC330	NC9020	NC305K	NC315K	PC9030	CN200				H01	G10	ST10	l	d	t
MDJN R/L MDPNN SI-MDUN	DNMG 432-HR	150408			●	●											0.610	1/2	3/16	1/32
	433-HR	150412			●	●														3/64
	434-HR	150416																		1/16
	442-HR	150608															0.610	1/2	1/4	1/32
	443-HR	150612																		3/64
	444-HR	150616																		1/16

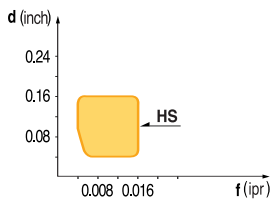
● Stock Item

DNMG-HS 6-DNS-

D type (55°)

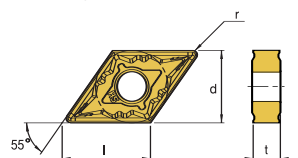


• Designed for Stainless Steel and high-temp alloys.
• High rake angle on land increases wear resistance.



- USE Medium
- Recommendation
HS $d = 0.04 \sim 0.16 \text{ inch}$
 $f = 0.004 \sim 0.016 \text{ ipr}$

■ Geometry



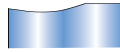

Applicable holder	Designation	ISO	Coated Carbide							Cermet			Uncoated Carbide			(inch)				
			NC310	NC3015	NC3020	NC330	NC9020	NC305K	NC315K	PC9030	PC8010	CN200				H01	G10	ST10	l	d
MDJN R/L MDPNN SI-MDUN	DNMG 332-HS	110408															0.457	3/8	3/16	1/32
	333-HS	110412																		3/64
	431-HS	150404																		1/64
	432-HS	150408					●										0.610	1/2	3/16	1/32
	433-HS	150412					●													3/64
	441-HS	150604															0.610	1/2	1/4	1/64
	442-HS	150608																		1/32
	443-HS	150612																		3/64

● Stock Item

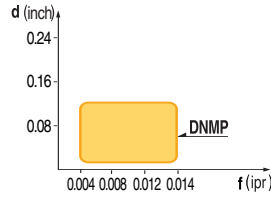
46 TURNING INSERTS

DNMP 6-DNQ-

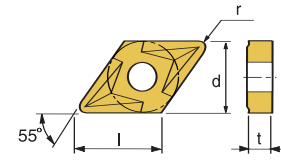
D type (55°)



• High temp Alloy and Aluminum Rougher.



- USE Light
- Recommendation
- Geometry



Applicable holder	Designation	ISO	Coated Carbide							Cermet			Uncoated Carbide			(inch)			
			NC310	NC3015	NC3020	NC330	NC305K	NC315K	NC9020	CN200			H01	G10	ST10	l	d	t	r
MDJN R/L MDPNN SI-MDUN	DNMP 432	150408			●										0.610	1/2	3/16	1/32	
	433	150412																3/64	
	442	150608												0.610	1/2	1/4	1/32		
	443	150612																3/64	

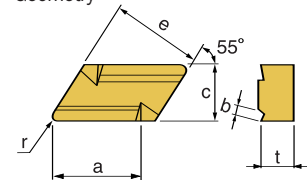
● Stock Item

KNUX 6-KUL-, 6-KUR-

K type (55°)



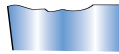
- USE
- Recommendation
- Geometry



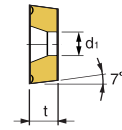
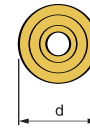
Applicable holder	Designation	ISO	Coated Carbide							Cermet			Uncoated Carbide			(inch)					
			NC310	NC3015	NC3020	NC330	NC40	NC9020	NC305K	NC315K	CN200			H01	G10	ST10	a	e	t	r	c
	KNUX 160405 R11					●									0.6300	0.636	3/16	0.197	3/8	0.087	
	160410 R11				●													0.394			
	160405 R12				●										0.6300	0.636	3/16	0.197	3/8	0.126	
	160410 R12				●													0.394			
	160405 L11				●													0.197			
	160410 L11														0.6300	0.636	3/16	0.394	3/8	0.087	
	160405 L12														0.6300	0.636	3/16	0.197	3/8	0.126	
	160410 L12																	0.394			

● Stock Item

RCMX 6-RCX-



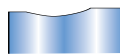
- USE
- Geometry
- Recommendation



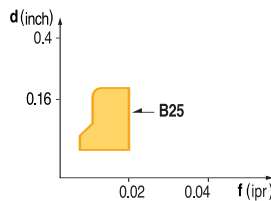
Applicable holder	Designation	ISO	Coated Carbide							Cermet			Uncoated Carbide			(inch)				
			NC310	NC3015	NC3020	NC330	NC305K	NC315K	NC315K	CN200				H01	G10	ST10	l	d	t	r
	RCMX 1003M0	0.394			●	●										0.394	1/8			0.142
	1204M0	0.472			●	●										0.472	3/16			0.165
	1606M0	0.630			●	●										0.630	1/4			0.205
	2006M0	0.787														0.787	1/4			0.256
	2507M0	0.984														0.984	5/16			0.285
	3209M0	1.260														1.260	3/8			0.376

● Stock Item

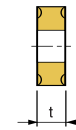
RNMG-B25 6-RNM-



• All purpose chipbreaker.



- USE
General Cutting
- Geometry
- Recommendation
B25 d = 0.16~0.4mm
f = 0.02~0.04ipr



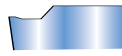

Applicable holder	Designation	ISO	Coated Carbide							Cermet			Uncoated Carbide			(inch)					
			NC310	NC3015	NC3020	NC330	NC9020	NC305K	NC315K	PC9030	CN200				H01	G10	ST10	l	d	t	r
MRGN R/L	RNMG 32-B25	090300				●												3/8	1/8		
	43-B25	120400				●												1/2	3/16		
	53-B25	150400																5/8	3/16		
	54-B25	150600																5/8	1/4		
	64-B25	190600			●													3/4	1/4		
	84-B25	250600																1	1/4		
	86-B25	250900																1	3/8		
	106-B25	310900																1.25	3/8		

● Stock Item

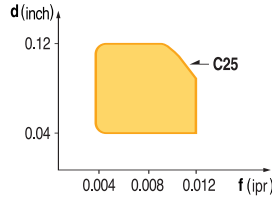
48 TURNING INSERTS

SCMT-C25 6-SCM-

S type (90°)

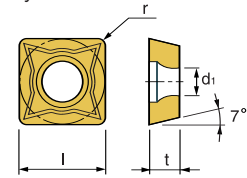


- Interrupted cuts.
- Free cutting.
- ID & OD Turning.



- USE Medium
- Recommendation
C25 $d = 0.04 \sim 0.12$ inch
 $f = 0.004 \sim 0.012$ ipr

- Geometry




Applicable holder	Designation	ISO	Coated Carbide								Cermet			Uncoated Carbide			(inch)			
			NC310	NC3015	NC3020	NC330	NC9020	NC305K	NC315K	PC9030	CN200				H01	G10	ST30	(l=d)	t	r
SSDCN	SCMT 21.51-C25	060204				●											1/4	3/32	1/64	0.173
	32.51-C25	09T304			●											3/8	5/32	1/64	0.173	
	32.52-C25	09T308				●												1/32		
	431-C25	120404														1/2	3/16	1/64	0.216	
	432-C25	120408			●												1/32			

● Stock Item

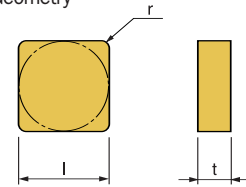
SNGN 6-SNG-

S type (90°)



- USE
- Recommendation

- Geometry

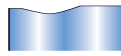


Applicable holder	Designation	ISO	Coated Carbide								Cermet			Uncoated Carbide				(inch)		
			NC310	NC3015	NC3020	NC330	NC305K	NC315K	NC123K	NC320	CN100	CT10	CN20				ST30A	G10	ST20	ST30
	SNGN 321	090304															3/8	1/8	1/64	
	322	090308																	1/32	
	421	120304																	1/64	
	422	120308															1/2	1/8	1/32	
	423	120312																	3/64	
	431	120404																	1/64	
	432	120408															1/2	3/16	1/32	
	433	120412																	3/64	
	532	150408																	1/32	
	533	150412															5/8	3/16	3/64	
	534	150416																	1/16	
	633	190412																	3/64	●
	634	190416															1	1/4	1/64	●
	841	250604																		

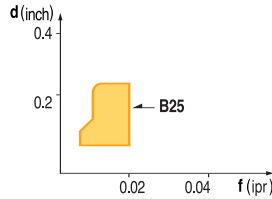
● Stock Item

SNMG-B25 6-SNM-

S type (90°)



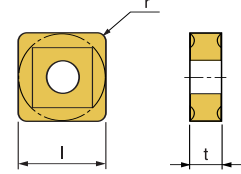
• All purpose chipbreaker.



■ USE
General Purpose

■ Recommendation
B25 $d = 0.08 \sim 0.235 \text{ inch}$
 $f = 0.01 \sim 0.02 \text{ ipr}$

■ Geometry

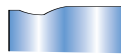



Applicable holder	Designation	ISO	Coated Carbide								Cermet			Uncoated Carbide				(inch)		
			NC310	NC3015	NC3020	NC330	NC9020	NC305K	NC315K	PC9030	CN200				H01	G10	ST20	ST30	(l=d)	t
MSDNN MSKN R/L MSRN R/L MSSN R/L	SNMG 322-B25	090308																3/8	1/8	1/32
	431-B25	120404																		1/64
	432-B25	120408				●												1/2	3/16	1/32
	433-B25	120412				●														3/64
	434-B25	120416																		1/16
	542-B25	150608																		1/32
	543-B25	150612																5/8	1/4	3/64
	544-B25	150616																		1/16
	642-B25	190608																		1/32
	643-B25	190612				●												3/4	1/4	3/64
	644-B25	190616																		1/16
	854-B25	250716																	1	5/16
856-B25	250724																			3/32

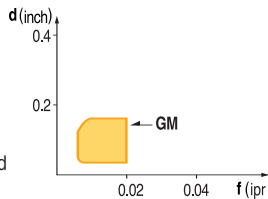
● Stock Item

SNMG(M)-GM 6-SNN-

S type (90°)



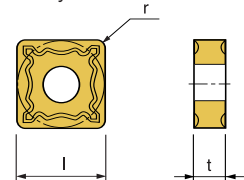
• All purpose chipbreaker.
• Strong cutting edge for aggressive feed rates and interrupted cuts.



■ USE
Medium

■ Recommendation
GM $d = 0.028 \sim 0.16 \text{ inch}$
 $f = 0.004 \sim 0.02 \text{ ipr}$

■ Geometry



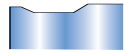
Applicable holder	Designation	ISO	Coated Carbide								Cermet			Uncoated Carbide				(inch)			
			NC310	NC3015	NC3020	NC330	NC9020	NC305K	NC315K	PC9030	PC230	CN200				H01	G10	ST10		(l=d)	t
MSDNN MSKN R/L MSRN R/L MSSN R/L	SNMG 322-GM	120404				●													1/2	3/16	1/64
	431-GM	120408				●															1/32
	432-GM	120412				●															3/64
	433-GM	120412				●															3/64
	643-GM					●															3/64

● Stock Item

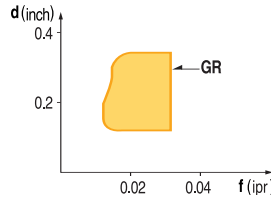
50 TURNING INSERTS

SNMG(M)-GR 6-SNR-

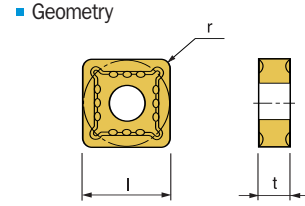
S type (90°)



- Large depths of cut and aggressive feeds.
- Interrupted cuts.



- USE Rough
- Recommendation
GR $d = 0.12 \sim 0.32 \text{ inch}$
 $f = 0.012 \sim 0.032 \text{ ipr}$

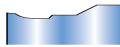



Applicable holder	Designation	ISO	Coated Carbide							Cermets			Uncoated Carbide			(inch)			
			NC310	NC3015	NC3020	NC330	NC9020	NC305K	NC315K	PC9030	NC320	CN200			H01	G10	ST10	(l=d)	t
MSDNN MSKN R/L MSRN R/L MSSN R/L	SNMG 431-GR	120404			●												1/2	3/16	1/64
	432-GR	120408																	1/32
	433-GR	120412																	3/64
	542-GR	150608															5/8	1/4	1/32
	543-GR	150612				●				●									3/64
	642-GR	190608																	1/32
	643-GR	190612															3/4	1/4	3/64
	644-GR	190616			●														1/16
	856-GR	250724															1	5/16	3/32
	866-GR	250924																3/8	3/32
	SNMM 432-GR	120408															20/41	3/16	1/32
	433-GR	120412																	3/64
	643-GR	190612															3/4	1/4	3/64
	644-GR	190616																	1/16

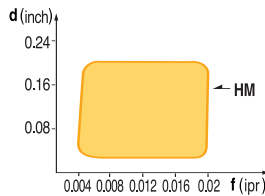
● Stock Item ○ Under preparing for stock

SNMG-HM 6-SNH

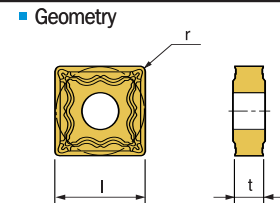
S type (90°)



- All purpose chipbreaker



- USE Medium
- Recommendation
HM $d = 0.04 \sim 0.2 \text{ inch}$
 $f = 0.004 \sim 0.02 \text{ ipr}$





Applicable holder	Designation	ISO	Coated Carbide							Cermets			Uncoated Carbide			(inch)			
			NC310	NC3015	NC3020	NC330	NC9020	NC305K	NC315K	PC9030	CN200			H01	G10	ST10	(l=d)	t	r
MSDNN MSKN R/L MSRN R/L MSSN R/L	SNMG 321-HM	090304															1/2	1/8	1/64
	322-HM	090308																	1/32
	431-HM	120404																	1/64
	432-HM	120408			●												1/2	3/16	1/32
	433-HM	120412																	3/64
	643-HM	190612															3/4	1/4	3/64

● Stock Item

SPGN 6-SPG-

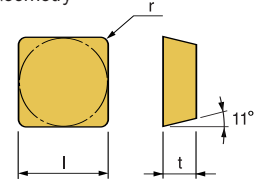
S type (90°)



■ USE

■ Geometry

■ Recommendation



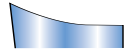

Applicable holder	Designation	ISO	Coated Carbide								Cermet			Uncoated Carbide					(inch)			
			NC310	NC3015	NC3020	NC330	NC305K	NC315K	PC105	NC320						G10	ST30A	ST20	ST30N	ST30	(l=d)	t
	SPGN 2.51.50.5	070202																		5/16	3/32	0.008
	2.51.53	070208																				1/64
	321	090304																		3/8	1/8	1/64
	322	090308															●					1/32
	420.5	120302																				0.008
	421	120304																	●			1/64
	422	120308																				1/32
	423	120312																				3/64
	424	120316																				1/16
	430.5	120402																		1/2	3/16	0.008
	432	120408																				1/32
	532	150408																				1/32
	533	150412																		5/8	3/16	3/64
	534	150416																				1/16
	633	190412																				3/64
	634	190416																		3/4	3/16	1/16

● Stock Item

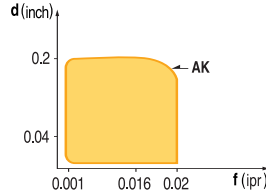
52 TURNING INSERTS

TCGT-AK 6-TCG-

T type (60°)



• Aluminum chipbreaker.

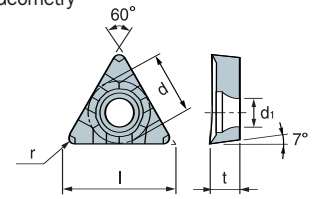


■ USE
Aluminum Turning

■ Geometry

■ Recommendation

AK $d = 0.004 \sim 0.2 \text{ inch}$
 $f = 0.001 \sim 0.02 \text{ ipr}$

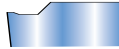


Applicable holder	Designation	ISO	Coated Carbide							Cermet		Uncoated Carbide				(inch)				
			NC310	NC3020	NC330	NC305K	NC315K	PC130	PC230	CN200		H01	H010	G10	ST10	l	d	t	r	d ₁
SI-STUC R/L STECN STFC R/L STGC R/L STJC R/L	TCGT	1.81.50.5-AK	090202												0.378	7/32	3/32	0.008	0.098	
		1.81.51-AK	090204															1/64		
		21.50.5-AK	110202												0.433	1/4	3/32	0.008	0.110	
		21.51-AK	110204															1/64		
		21.52-AK	110208															1/32		
		32.50.5-AK	16T302															0.008		
		32.51-AK	16T304															1/64		
		32.52-AK	16T308															1/32	0.173	
		32.53-AK	16T312															3/64		
		32.54-AK	16T316															1/16		

● Stock Item

TCMT 6-TCT-

T type (60°)

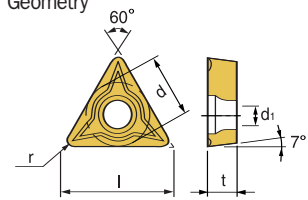


■ USE
Medium

■ Geometry

■ Recommendation

$d = 0.04 \sim 0.12 \text{ inch}$
 $f = 0.004 \sim 0.12 \text{ ipr}$

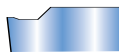



Applicable holder	Designation	ISO	Coated Carbide								Cermet		Uncoated Carbide			(inch)							
			NC310	NC3015	NC3020	NC330	NC9020	NC305K	NC315K	PC9030	PC8010	CN200		H01	G10	ST30	l	d	t	r	d ₁		
SI-STUC R/L STECN STFC R/L STGC R/L STJC R/L	TCMT	32.52-C05	16T308			●										●	●	0.650	3/8	5/32	1/64	1/32	0.173

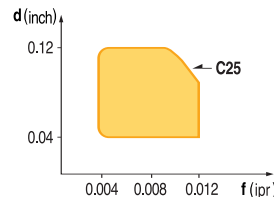
● Stock Item

TCMT-C25 6-TCM-

T type (60°)



• Interrupted cuts.
• Free cutting.
• ID & OD Turning.

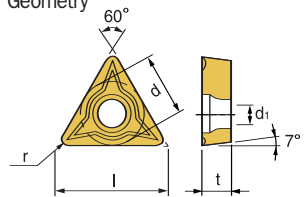


■ USE
Medium

■ Geometry

■ Recommendation

C25 $d = 0.04 \sim 0.12 \text{ inch}$
 $f = 0.004 \sim 0.12 \text{ ipr}$



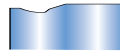
Applicable holder	Designation	ISO	Coated Carbide								Cermet		Uncoated Carbide			(inch)						
			NC310	NC3015	NC3020	NC330	NC9020	NC305K	NC315K	PC9030	PC8010	CN200		H01	G10	ST10	l	d	t	r	d ₁	
SI-STUC R/L STECN STFC R/L STGC R/L STJC R/L	TCMT	731-C25	090204															0.378	7/32	3/32	1/64	0.098
		732-C25	090208																		1/32	
		21.50.5-C25	110202			●												0.433	1/4	3/32	0.008	0.110
		21.51-C25	110204		●	●	●	●													1/64	
		21.52-C25	110208		●	●	●	●													1/32	
		32.51-C25	16T304		●	●	●	●										0.650	3/8	5/32	1/64	0.173
32.52-C25	16T308		●	●	●	●													1/32			

● Stock Item

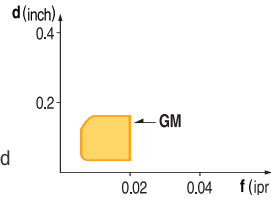
54 TURNING INSERTS

TNMG(M)-GM 6-TNN-

T type (60°)

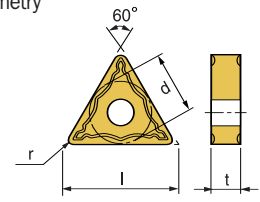


- All purpose chipbreaker.
- Strong cutting edge for aggressive feed rates and interrupted cuts.



- USE Medium
- Recommendation
GM $d = 0.04 \sim 0.16$ inch
 $f = 0.08 \sim 0.02$ ipr

■ Geometry

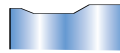



Applicable holder	Designation	ISO	Coated Carbide							Cermet			Uncoated Carbide				(inch)				
			NC310	NC3015	NC3020	NC330	NC9020	NC305K	NC315K	PC9030	CN200			H01	G10	ST20	ST30	l	d	t	r
MTENN MTFN R/L MTGN R/L MTJN R/L SH-MTUN	TNMG	321-GM				●											0.650	3/8	1/8	1/64	
		322-GM																		1/64	
		331-GM	160404			●	●											0.650	3/8	3/16	1/32
		332-GM	160408			●	●													3/64	
		333-GM	160412			●	●													1/64	
	TNMM	431-GM	220404			●	●									●		0.866	1/2	3/16	1/32
		432-GM	220408			●	●									●				3/64	
		433-GM	220412				●								●		0.650	3/8	3/16	3/64	
		434-GM	220416																	1/16	

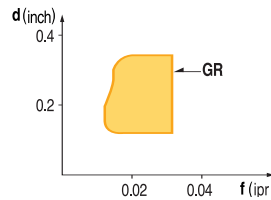
● Stock Item

TNMG(M)-GR 6-TNR-

T type (60°)

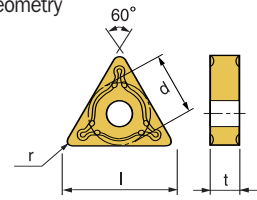


- Large depths of cut and aggressive feeds.
- Interrupted cuts.



- USE Rough
- Recommendation
GR $d = 0.12 \sim 0.32$ inch
 $f = 0.012 \sim 0.032$ ipr

■ Geometry

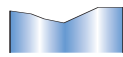


Applicable holder	Designation	ISO	Coated Carbide							Cermet			Uncoated Carbide				(inch)				
			NC310	NC3015	NC3020	NC330	NC305K	NC315K	NC6010	CN200			H01	G10	ST10	l	d	t	r		
MTENN MTFN R/L MTGN R/L MTJN R/L SH-MTUN	TNMG	322-GR															0.650	3/8	3/16	1/32	
		332-GR	160412			●	●													3/64	
		333-GR	220408															0.866	1/2	3/16	1/32
		432-GR	220412			●	●													3/64	
		433-GR	220416			●	●													1/16	
	TNMM	434-GR	270608																	1/32	
		542-GR	270612															1.083	5/8	1/4	3/64
		543-GR	270616			●														1/16	
		544-GR	330924			●	●		●								1.299	3/4	3/8	3/32	
		666-GR	220408																	1/32	

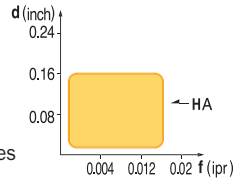
● Stock Item

TNMG-HA 6-TNJ-

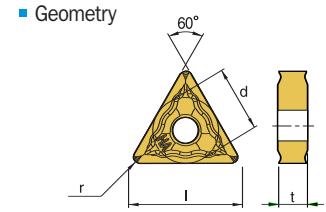
T type (60°)



- Free-Cutting.
- Unique geometry enhances durability.



- USE Light & Medium
- Recommendation
HA $d = 0.03 \sim 0.16$ inch
 $f = 0.002 \sim 0.016$ ipr

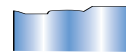


Applicable holder	Designation	ISO	Coated Carbide							Cermets			Uncoated Carbide			(inch)			
			NC310	NC3015	NC3020	NC330	NC9020	NC305K	NC315K	PC9030	CN100	CT10	CN200	H01	G10	ST10	l	d	t
MTENN MTFN R/L MTGN R/L MTJN R/L SI-MTUN	TNMG 321-HA						●									0.650	3/8	3/16	1/64
	331-HA	160404			●		●									0.866	1/2	3/16	1/32
	332-HA	160408			●		●												
	432-HA	220408							●										

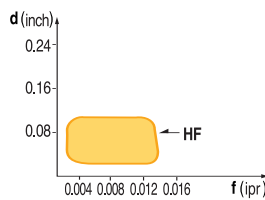
● Stock Item

TNMG-HF 6-TNF-

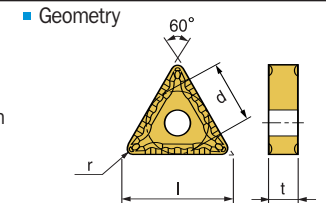
T type (60°)



- Excellent chip control for varying depths of cut.
- Special design enhances cutting edge strength.



- USE Finish
- Recommendation
HF $d = 0.012 \sim 0.01$ inch
 $f = 0.002 \sim 0.014$ ipr



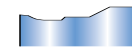

Applicable holder	Designation	ISO	Coated Carbide							Cermets			Uncoated Carbide			(inch)			
			NC310	NC3015	NC3020	NC330	NC9020	NC305K	NC315K	PC9030	CN100	CT10	CN200	H01	G10	ST10	l	d	t
MTENN MTFN R/L MTGN R/L MTJN R/L SI-MTUN	TNMG 221-HF	110304														0.433	1/4	1/8	1/64
	331-HF	160404	●	●	●	●	●												
	332-HF	160408		●	●	●	●				●					0.650	3/8	3/16	1/32
	333-HF	160412									●								
	431-HF	220404		●	●	●	●	●											
	432-HF	220408		●	●	●	●	●								0.866	1/2	3/16	1/32

● Stock Item

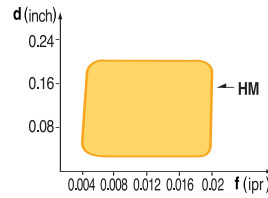
56 TURNING INSERTS

TNM(M)G-HM 6-TNH-

T type (60°)

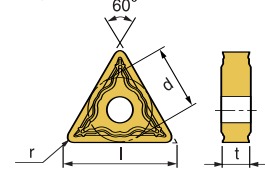


• All purpose chipbreaker.



- USE Medium
- Recommendation
HM $d = 0.04 \sim 0.2$ inch
 $f = 0.004 \sim 0.02$ ipr

Geometry

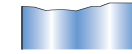


Applicable holder	Designation	ISO	Coated Carbide								Cermets				Uncoated Carbide			(inch)			
			NC310	NC3015	NC3020	NC330	NC9020	NC305K	NC315K	PC9030	PC8010	CN100	CT10	CN200	CN20	H01	G10	ST10	l	d	t
MTENN MTFN R/L MTGN R/L MTJN R/L SI-MTUN	TNMG 321-HM				●													0.433	1/4	1/8	1/32
	331-HM	160404	●		●	●												0.650	3/8	3/16	1/64
	332-HM	160408	●	●	●	●	●											0.650	3/8	3/16	1/32
	333-HM	160412			●	●												0.650	3/8	3/16	3/64
	431-HM	220404	●	●	●	●	●											0.866	1/2	3/16	1/64
	432-HM	220408		●	●	●	●											0.866	1/2	3/16	1/32
	433-HM	220412			●	●	●											0.866	1/2	3/16	3/64
	432-HM	220408			●	●	●											0.866	1/2	3/16	1/32

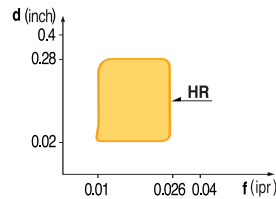
● Stock Item

TNMG-HR 6-TNG-

T type (60°)

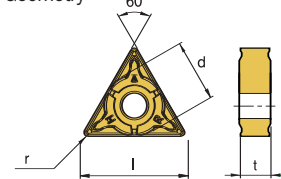


• Large depths of cut and aggressive feeds.
• Interrupted cuts.



- USE Rough
- Recommendation
HR $d = 0.1 \sim 0.28$ inch
 $f = 0.010 \sim 0.026$ ipr

Geometry

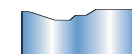



Applicable holder	Designation	ISO	Coated Carbide								Cermets				Uncoated Carbide			(inch)			
			NC310	NC3015	NC3020	NC330	NC9020	NC305K	NC315K	PC9030	NC6010	CN100	CT10	CN200	CN20	H01	G10	ST10	l	d	t
MTENN MTFN R/L MTGN R/L MTJN R/L SI-MTUN	TNMG 332-HR	160408			●	●												0.650	3/8	3/16	1/32
	333-HR	160412	●		●	●												0.650	3/8	3/16	3/64
	432-HR	220408	●		●	●												0.866	1/2	3/16	1/32
	433-HR	220412	●		●	●												0.866	1/2	3/16	3/64
	434-HR	220416	●		●	●												1.083	5/8	1/4	1/16
	542-HR	270608																1.083	5/8	1/4	1/32
	543-HR	270612																1.299	3/4	5/16	3/64
	548-HR	270632																1.299	3/4	5/16	1/8
644-HR					●	●											1.299	3/4	5/16	1/16	
666-HR	330924				●	●											1.299	3/4	3/8	3/32	

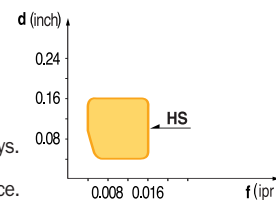
● Stock Item

TNMG-HS 6-TNC-

T type (60°)

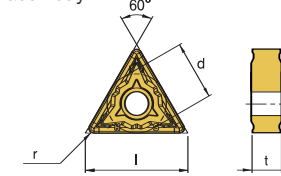


• Designed for stainless steel and high-temp alloys.
• High rake angle on land increases wear resistance.



- USE Medium
- Recommendation
HS $d = 0.04 \sim 0.16$ inch
 $f = 0.004 \sim 0.016$ ipr

Geometry




Applicable holder	Designation	ISO	Coated Carbide								Cermets				Uncoated Carbide			(inch)			
			NC310	NC3015	NC3020	NC330	NC9020	NC305K	NC315K	PC9030	PC8010	CT10	CN200			H01	G10	ST10	l	d	t
MTENN MTFN R/L MTGN R/L MTJN R/L SI-MTUN	TNMG 331-HS	160404																0.650	3/8	3/16	1/64
	332-HS	160408					●											0.650	3/8	3/16	1/32
	333-HS	160412					●											0.650	3/8	3/16	3/64
	432-HS	220408					●											0.866	1/2	3/16	1/32
	433-HS	220412					●											0.866	1/2	3/16	3/64

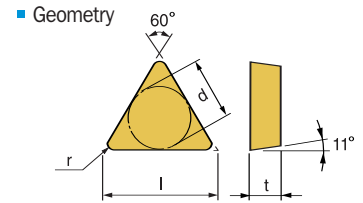
● Stock Item

TPGN 6-TPG-

T type (60°)



- USE Finish
- Recommendation
d = 0.04~0.16inch
f = 0.08~0.02ipr



Applicable holder	Designation	ISO	Coated Carbide								Cermet				Uncoated Carbide			(inch)					
			NC310	NC3015	NC3020	NC330	NCM325	NC305K	NC315K	NC320	CT10	CN200	CN20	CN30	ST30A	G10	ST20	ST30	l	d	t	r	
SI-CTFPR	TPGN	212	110208															0.433	1/4	1/8	1/64		
		221	110304				●										●	●		1/32			
		222	110308				●													0.008			
		320.5	160302																	1/64			
		321	160304				●												0.650	3/8	1/8	1/32	
		322	160308				●													3/64			
		323	160312				●													1/16			
		324	160316				●													1/64			
		431	220404				●													0.866	1/2	3/16	1/32
		432	220408				●														3/64		
		433	220412																		9/77		
		437.6	220430																				

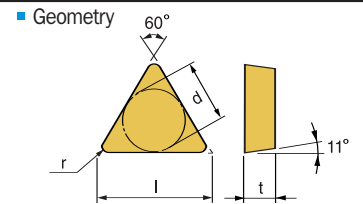
● Stock Item

TPUN 6-TPU-

T type (60°)



- USE Finish
- Recommendation
d = 0.04~0.16inch
f = 0.08~0.02ipr



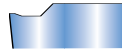
Applicable holder	Designation	ISO	Coated Carbide								Cermet				Uncoated Carbide			(inch)					
			NC310	NC3015	NC3020	NC330	NCM325	NC305K	NC315K	NC320	CT10	CN200	CN20	CN30	ST30A	G10	ST20	ST30	l	d	t	r	
SI-CTFPR	TPGN	212	110208															0.433	1/4	1/8	1/64		
		221	110304																	1/32			
		222	110308																	0.008			
		320.5	160302																	1/64			
		321	160304				●												0.650	3/8	1/8	1/32	
		322	160308				●													3/64			
		323	160312				●													1/16			
		324	160316				●													1/64			
		431	220404				●													0.866	1/2	3/16	1/32
		432	220408				●														3/64		
		433	220412																		9/77		
		437.6	220430																				
		434																					

● Stock Item

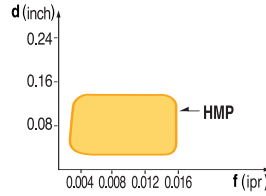
58 TURNING INSERTS

VBMT-HMP 6-VBM-, 6-VCN-

V type (35°)



•Versatile chipbreaker.

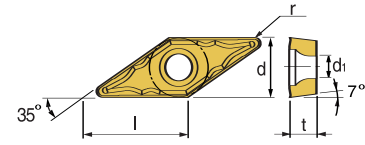


■ USE
Medium

■ Geometry

■ Recommendation

HMP $d = 0.02 \sim 0.14$ inch
 $f = 0.002 \sim 0.016$ ipr

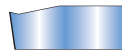



Applicable holder	Designation	ISO	Coated Carbide								Cermet			Uncoated Carbide			(inch)				
			NC310	NC3015	NC3020	NC330	NC9020	NC305K	NC315K	PC9030	CN100	CT10	CN200	H01	G10	ST10	l	d	t	r	d ₁
	VBMT 21.51-HMP	110204														0.437	1/4	1/8	1/64	0.110	
	221-HMP	110304														0.437	1/4	3/16	1/64	0.134	
	222-HMP	110308																	1/32		
	331-HMP	160404	●	●												0.650	3/8	3/16	1/64	0.173	
	332-HMP	160408	●	●															1/32		

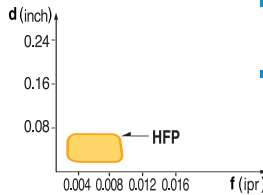
● Stock Item

VCGT-HFP 6-VCG-

V type (35°)



•Chipbreaker for shallow depths of cut and low feed rates.
•Capable of turning fine surface finishes.
•Also for boring.

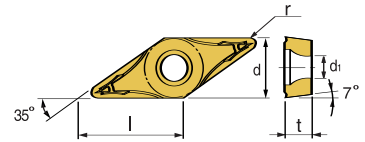


■ USE
Finish

■ Geometry

■ Recommendation

HFP $d = 0.005 \sim 0.06$ inch
 $f = 0.002 \sim 0.01$ ipr

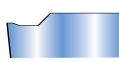



Applicable holder	Designation	ISO	Coated Carbide								Cermet			Uncoated Carbide			(inch)				
			NC310	NC3015	NC3020	NC330	NC9020	NC305K	NC315K	PC9030	PC8010	CN200			H01	G10	ST10	l	d	t	r
SVJC R/L SI-SVUC R/L	VCGT 220.5-HFP	110302															0.433	1/4	1/8	0.008	0.134
	221-HFP	110304		●	●															1/64	
	222-HFP	110308					●													1/32	
	331-HFP	160404		●	●												0.653	3/8	3/16	1/64	0.173
	332-HFP	160408																		1/32	

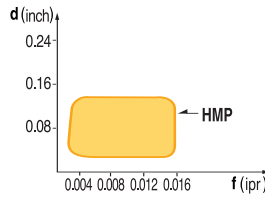
● Stock Item

VCMT-HMP 6-VMC-

V type (35°)



•Versatile chipbreaker.

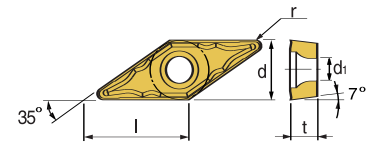


■ USE
Medium

■ Geometry

■ Recommendation

HMP $d = 0.02 \sim 0.14$ inch
 $f = 0.002 \sim 0.016$ ipr

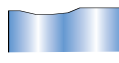



Applicable holder	Designation	ISO	Coated Carbide								Cermet			Uncoated Carbide			(inch)					
			NC310	NC3015	NC3020	NC330	NC9020	NC305K	NC315K	PC9030	PC8010	CN200				H01	G10	ST10	l	d	t	r
SVJC R/L SI-SVUC R/L	VCMT 331-HMP 332-HMP	160404 160408			●		●											0.650	3/8	3/16	0.016 0.031	0.173

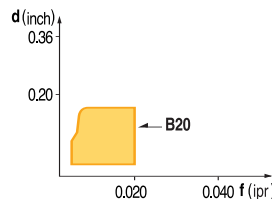
● Stock Item

VNMG-B20 6-VNO-

V type (35°)



•Cast Iron chipbreaker.

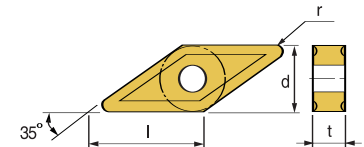


■ USE
Light & Medium

■ Geometry

■ Recommendation

B20 $d = 0.06 \sim 0.16$ inch
 $f = 0.006 \sim 0.02$ ipr



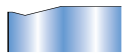
Applicable holder	Designation	ISO	Coated Carbide								Cermet			Uncoated Carbide			(inch)				
			NC310	NC3015	NC3020	NC330	NC305K	NC315K				CN200				H01	G10	ST10	l	d	t
MVJN R/L MVVN R/L SI-MVUN	VNMG 331-B20 332-B20 431-B20 432-B20	160404 160408 220404 220408			●	●												0.654	3/8	3/16	1/64 1/32
																		0.791	1/2	3/16	1/64 1/32

● Stock Item

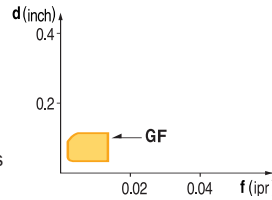
60 TURNING INSERTS

VNMG-GF 6-VNF-

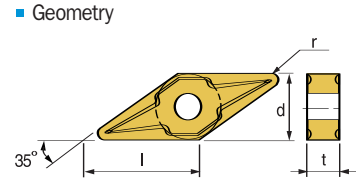
V type (35°)



- Excellent chip control for varying depths of cut.
- Special design enhances cutting edge strength.



- USE Finish
- Recommendation
GF $d = 0.02 \sim 0.08 \text{ inch}$
 $f = 0.002 \sim 0.012 \text{ ipr}$

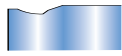



Applicable holder	Designation	ISO	Coated Carbide							Cermet		Uncoated Carbide			(inch)				
			NC310	NC3015	NC3020	NC330	NC9020	NC305K	NC315K	PC9030	CN200			H01	G10	ST10	l	d	t
MVJN R/L MVVN R/L SI-MVUN	VNMG 331-GF 332-GF	160404 160408	●			●										0.653	3/8	3/16	1/64 1/32

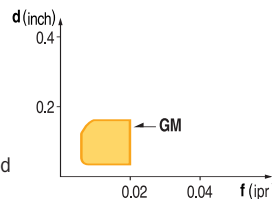
● Stock Item

VNMG-GM 6-VNG-

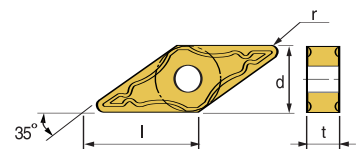
V type (35°)



- All purpose chipbreaker.
- Strong cutting edge for aggressive feed rates and interrupted cuts.



- USE Medium
- Recommendation
GM $d = 0.025 \sim 0.16 \text{ inch}$
 $f = 0.004 \sim 0.02 \text{ ipr}$

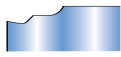



Applicable holder	Designation	ISO	Coated Carbide							Cermet		Uncoated Carbide			(inch)				
			NC310	NC3015	NC3020	NC330	NC9020	NC305K	NC315K	PC230	CN200			H01	G10	ST10	l	d	t
MVJN R/L MVVN R/L SI-MVUN	VNMG 331-GM 332-GM	160404 160408			●	●				●						0.653	3/8	3/16	1/64 1/32

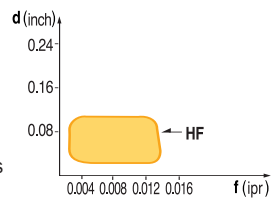
● Stock Item ○ Under preparing for stock

VNMG-HF 6-VNN-

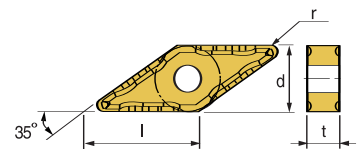
V type (35°)



- Excellent chip control for varying depths of cut.
- Special design enhances cutting edge strength.



- USE Finish
- Recommendation
HF $d = 0.015 \sim 0.1 \text{ inch}$
 $f = 0.002 \sim 0.014 \text{ ipr}$

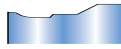


Applicable holder	Designation	ISO	Coated Carbide							Cermet		Uncoated Carbide			(inch)				
			NC310	NC0315	NC3020	NC330	NC305K	NC315K	PC9030	NC9020	CN200			H01	G10	ST10	l	d	t
MVJN R/L MVVN R/L SI-MVUN	VNMG 330.5-HF 331-HF 332-HF 333-HF	160402 160404 160408 160412	●	●	●	●										0.654	3/8	3/16	0.008 1/64 1/32 3/64

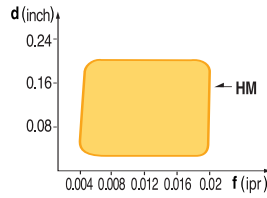
● Stock Item

VNMG-HM 6-VNM-

V type (35°)



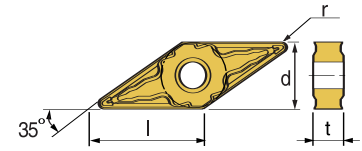
• All purpose chipbreaker.



■ USE
Medium

■ Geometry

■ Recommendation
HM $d = 0.04 \sim 0.2$ inch
 $f = 0.004 \sim 0.02$ ipr



Applicable holder	Designation	ISO	Coated Carbide								Cermet			Uncoated Carbide			(inch)			
			NC310	NC3015	NC3020	NC330	NC9020	NC305K	PC9030	PC8010	CN200			H01	G10	ST10	l	d	t	r
MVJN R/L MVVN R/L SI-MVUN	VNMG 331-HM	160404			●	●	●	●								0.653	3/8	3/16	1/64	
	VNMG 332-HM	160408		●	●	●	●													
	VNMG 333-HM	160412		●	●	●	●												3/64	
	VNMG 431-HM	220404		●												0.870	1/2	3/16	1/64	
VNMG 432-HM	220408		●																	1/32

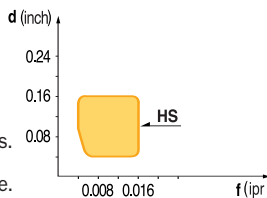
● Stock Item

VNMG-HS 6-VNS-, 6-VNC-

V type (35°)



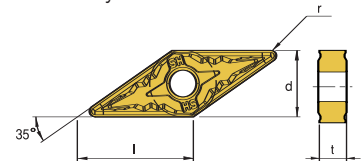
• Designed for stainless steel and high-temp alloys.
• High rake angle on land increases wear resistance.



■ USE
Medium

■ Geometry

■ Recommendation
HS $d = 0.04 \sim 0.16$ inch
 $f = 0.004 \sim 0.16$ ipr



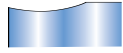

Applicable holder	Designation	ISO	Coated Carbide								Cermet			Uncoated Carbide			(inch)			
			NC310	NC3015	NC3020	NC330	NC9020	NC305K	NC315K	PC9030	PC8010	CN200			H01	G10	ST10	l	d	t
MVJN R/L MVVN R/L SI-MVUN	VNMG 331-HS	160404														0.654	3/8	3/16	1/64	
	VNMG 332-HS	160408																		

● Stock Item

62 TURNING INSERTS

VNMP 6-VNP-

V type (35°)

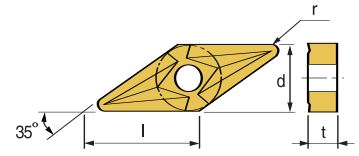


• High temp alloy and Aluminum rougher.

■ USE

■ Geometry

■ Recommendation




Applicable holder	Designation	ISO	Coated Carbide								Cermet			Uncoated Carbide			(inch)				
			NC310	NC3015	NC3020	NC330	NC305K	NC315K	NC9020	PC9030	CN200				H01	G10	ST10		l	d	t
MVJN R/L MVVN R/L SI-MVUN	VNMP 331 332	160404 160408			●	●												0.654	3/8	3/16	1/64 1/32

● Stock Item

WNMA 6-WNA-

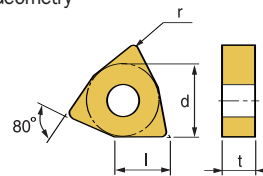
W type (80°)



• Cast Iron applications

- USE Various
- Recommendation

■ Geometry

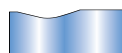


Applicable holder	Designation	ISO	Coated Carbide							Cermet			Uncoated Carbide			(inch)			
			NC310	NC3015	NC3020	NC330	NC305K	NC315K	NC123K	CN200			H01	G10	ST10	l	d	t	r
MWLN R/L SI-MWLN R/L	WNMA 331	060404														0.256	3/8	3/16	1/64
	332	060408																	1/32
	432	080408					●									0.343	1/2	3/16	1/32
	433	080412					●		●										3/64

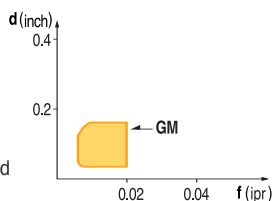
● Stock Item

WNMG-GM 6-WNM-

W type (80°)



• All purpose chipbreaker.
• Strong cutting edge for aggressive feed rates and interrupted cuts.

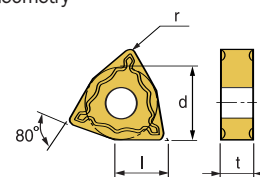


- USE Medium

- Recommendation

GM $d = 0.025 \sim 0.16$ inch
 $f = 0.004 \sim 0.02$ ipr

■ Geometry

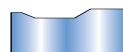



Applicable holder	Designation	ISO	Coated Carbide								Cermet			Uncoated Carbide			(inch)			
			NC310	NC3015	NC3020	NC330	NC9020	NC305K	NC315K	PC9030	CN200			H01	G10	ST10	l	d	t	r
MWLN R/L SI-MWLN R/L	WNMG 331-GM	060404			●												0.256	3/8	3/16	1/64
	332-GM	060408	●																	1/32
	431-GM	080404				●											0.343	1/2	3/16	1/64
	432-GM	080408			●	●														1/32
	433-GM	080412		●			●													3/64

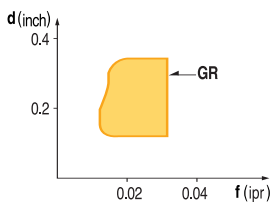
● Stock Item

WNMG-GR 6-WNR-

W type (80°)



• Large depths of cut and aggressive feeds.
• Interrupted cuts.

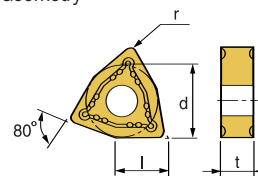


- USE Rough

- Recommendation

GR $d = 0.12 \sim 0.315$ inch
 $f = 0.012 \sim 0.031$ ipr

■ Geometry



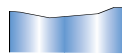

Applicable holder	Designation	ISO	Coated Carbide						Cermet			Uncoated Carbide			(inch)				
			NC310	NC3015	NC3020	NC330	NC305K	NC315K	CN200			H01	G10	ST10	l	d	t	r	
MWLN R/L SI-MWLN R/L	WNMG 432-GR	080408	●			●										0.343	1/2	3/16	1/32
	433-GR	080412	●			●													3/64
	434-GR	080416						●											1/16

● Stock Item

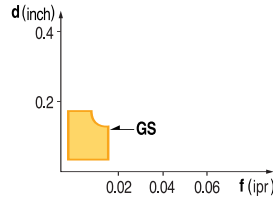
64 TURNING INSERTS

WNMG-GS 6-WNS-

W type (80°)

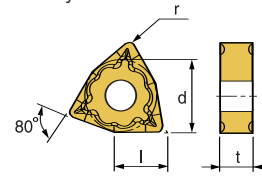


• Exclusive chipbreaker for stainless steel.



- USE
Stainless Steel
- Recommendation
GS $d = 0.04 \sim 0.16$ inch
 $f = 0.004 \sim 0.016$ ipr

■ Geometry

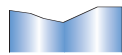



Applicable holder	Designation	ISO	Coated Carbide								Cermet			Uncoated Carbide			(inch)			
			NC310	NC3015	NC3020	NC330	NC9020	NC305K	NC315K	PC9030	NC325S	CN200			H01	G10	ST10	l	d	t
MWLN R/L SI-MWLN R/L	WNMG 331-GS	060404															0.256	3/8	3/16	1/64
	332-GS	060408																3/8	3/16	1/32
	431-GS	080404																1/2	3/16	1/64
	432-GS	080408																1/2	3/16	1/32
	433-GS	080412																1/2	3/16	3/64

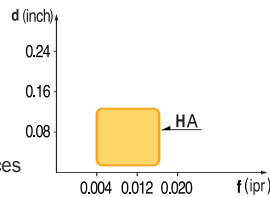
● Stock Item

WNMG-HA 6-WNJ-

W type (80°)

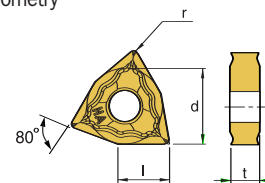


• Free Cutting.
• Unique geometry enhances durability.



- USE
Light & Medium
- Recommendation
HA $d = 0.32 \sim 0.14$ inch
 $f = 0.004 \sim 0.016$ ipr

■ Geometry

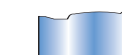


Applicable holder	Designation	ISO	Coated Carbide								Cermet			Uncoated Carbide			(inch)			
			NC310	NC3015	NC3020	NC330	NC9020	NC305K		PC9030	PC8010	CN200			H01	G10	ST10	l	d	t
MWLN R/L SI-MWLN R/L	WNMG 331-HA	060404															0.256	3/8	3/16	1/64
	332-HA	060408																3/8	3/16	1/32
	431-HA	080404																1/2	3/16	1/64
	432-HA	080408																1/2	3/16	1/32
	433-HA	080412																1/2	3/16	3/64

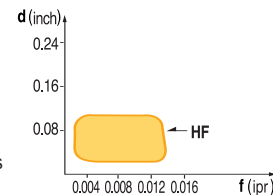
● Stock Item

WNMG-HF 6-WNF-

W type (80°)

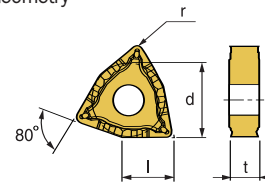


• Excellent chip control at varying depths of cut.
• Special design enhances cutting edge strength.



- USE
Finish
- Recommendation
HF $d = 0.01 \sim 0.1$ inch
 $f = 0.002 \sim 0.014$ ipr

■ Geometry

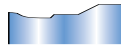


Applicable holder	Designation	ISO	Coated Carbide								Cermet			Uncoated Carbide			(inch)			
			NC310	NC3015	NC3020	NC330	NC9020	NC305K	NC315K	PC9030	CN200			H01	G10	ST10	l	d	t	r
MWLN R/L SI-MWLN R/L	WNMG 331-HF	060404															0.256	3/8	3/16	1/64
	332-HF	060408																3/8	3/16	1/32
	333-HF	060412																3/8	3/16	3/64
	431-HF	080404																1/2	3/16	1/64
	432-HF	080408																1/2	3/16	1/32

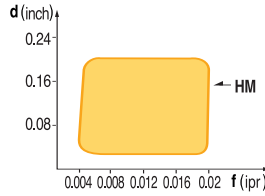
● Stock Item

WNMG-HM 6-WNH-

W type (80°)



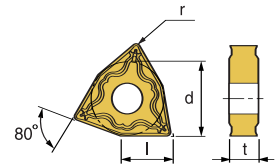
• All purpose chipbreaker.



■ USE
Medium

■ Recommendation
HM $d = 0.04 \sim 0.2$ inch
 $f = 0.004 \sim 0.02$ ipr

■ Geometry

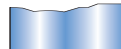



Applicable holder	Designation	ISO	Coated Carbide							Cermets		Uncoated Carbide			(inch)			
			NC310	NC3015	NC3020	NC330	NC9020	NC305K	PC9030	PC8010	CN200		H01	G10	ST10	l	d	t
MWLN R/L SI-MWLN R/L	WNMG 331-HM	060404													0.256	3/8	3/16	1/64
	332-HM	060408	●	●	●	●	●			●	●				0.256	3/8	3/16	1/32
	333-HM	060412	●	●	●	●	●			●	●				0.256	3/8	3/16	3/64
	431-HM	080404													0.343	1/2	3/16	1/64
	432-HM	080408													0.343	1/2	3/16	1/32
	433-HM	080412													0.343	1/2	3/16	3/64

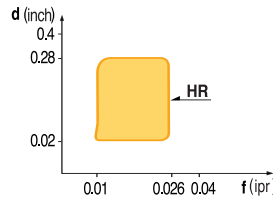
● Stock Item

WNMG-HR 6-WNG-

W type (80°)



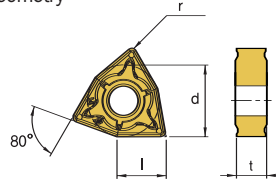
• Large depths of cut and aggressive feeds.
• Interrupted cuts.



■ USE
Rough

■ Recommendation
HR $d = 0.1 \sim 0.28$ inch
 $f = 0.010 \sim 0.026$ ipr

■ Geometry

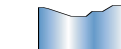


Applicable holder	Designation	ISO	Coated Carbide							Cermets		Uncoated Carbide			(inch)			
			NC310	NC3015	NC3020	NC330	NC9020	NC305K	NC315K	PC9030	CT10	CN200	H01	G10	ST10	l	d	t
MWLN R/L SI-MWLN R/L	WNMG 332-HR	060408													0.256	3/8	3/16	1/32
	333-HR	060412													0.256	3/8	3/16	3/64
	432-HR	080408		●			●								0.343	1/2	3/16	1/32
	433-HR	080412													0.343	1/2	3/16	3/64
	434-HR	080416													0.343	1/2	3/16	1/16

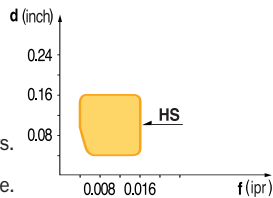
● Stock Item

WNMG-HS 6-WNC-

W type (80°)



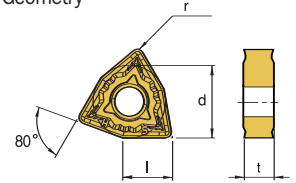
• Designed for stainless steel and high-temp alloys.
• High rake angle on land increases wear resistance.



■ USE
Medium

■ Recommendation
HS $d = 0.04 \sim 0.16$ inch
 $f = 0.004 \sim 0.016$ ipr

■ Geometry



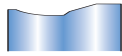

Applicable holder	Designation	ISO	Coated Carbide							Cermets		Uncoated Carbide			(inch)			
			NC310	NC3015	NC3020	NC330	NC9020	NC305K	NC315K	PC9030	PC8010	CT10	CN200	H01	G10	ST10	l	d
MWLN R/L SI-MWLN R/L	WNMG 331	060404													0.256	3/8	3/16	1/64
	332-HS	060408													0.256	3/8	3/16	1/32
	333-HS	060412													0.256	3/8	3/16	3/64
	431-HS	080404													0.343	1/21	3/16	1/64
	432-HS	080408						●				●	●		0.343	1/21	3/16	1/32
	433-HS	080412													0.343	1/21	3/16	3/64

● Stock Item

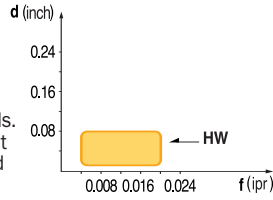
66 TURNING INSERTS

WNMG-HW 6-WNN-

W type (80°)

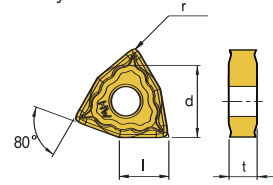


- Reinforced chip pocket for aggressive speeds and feeds.
- Wiper Geometry for excellent surface finishes at high feed rates.



- USE
Wiper, Finish
- Recommendation
HW $d = 0.012 \sim 0.08 \text{ inch}$
 $f = 0.004 \sim 0.02 \text{ ipr}$

- Geometry



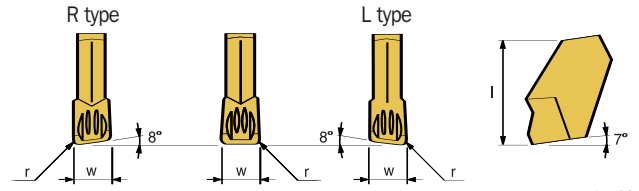
Applicable holder	Designation	ISO	Coated Carbide								Cermet			Uncoated Carbide			(inch)			
			NC310	NC3015	NC3020	NC330	NC9020	NC305K	NC315K	PC9030	CT10	CN200	CN20	H01	G10	ST10	l	d	t	r
MWLN R/L SI-MWLN R/L	WNMG 332-HW	060408														0.256	3/8	3/16	1/32	
	432-HW	080408			●											0.343	1/2	3/16	1/32	

● Stock Item

GTN 6-GTN-

Parting

- USE
- Geometry
- Recommendation



Applicable holder	Designation	ISO	Coated Carbide					Cermet			Uncoated Carbide				(inch)			
			NC310	NC330	NC3020	NC315K	NC9020	CN20	CN30		ST30A	ST20	ST10	6L0	w	l	t	
GTN	20		●															
	20R			●														
	20L				●													
	30			●														
	30R				●													
	30L					●												
	30H																	
	40			●														
	40R				●													
	40L					●												
	40H																	
	50			●														
	50R				●													
	50L					●												
60			●															
60R				●														
60L					●													

● Stock Item

68 EXTERNAL THREADING INSERTS

ECTR 6-ECT-

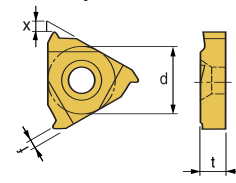
Standard Type (3000 Type)



■ USE

■ Recommendation

■ Geometry

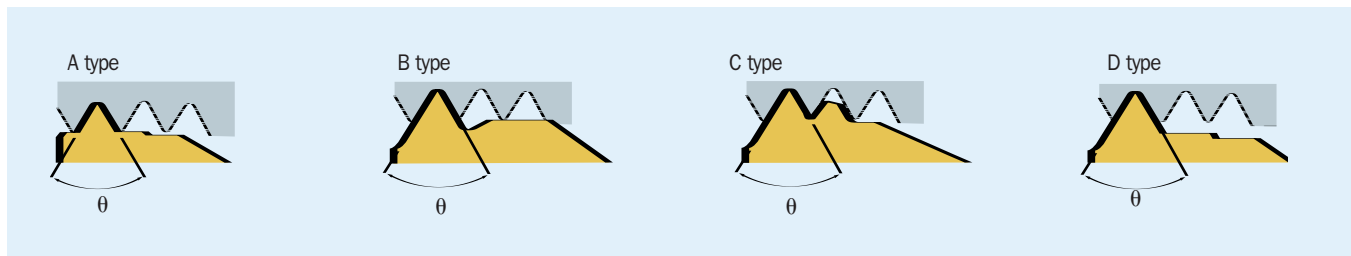


d = 9.525
t = 3.6

Applicable holder	Designation	ISO	Coated Carbide				Cermet			Uncoated Carbide				(inch)					
			NC330	PC130	PC230	PC9030	CN20	CN30		ST30A	ST20	ST10	G10	Pitch	f	θ	x	Cutting edge type	
ECTR	3100												1.00	0.039	60°	0.051	B		
	3125												1.25	0.039		0.051	B		
	3150												1.50	0.039		0.051	A		
	3175												1.75	0.039		0.051	A		
	3200		●										2.00	0.039		0.051	A		
	3250												2.50	0.059		0.059	A		
	3300												3.00	0.059		0.059	A		
	3150F		●										0.5~1.5	0.039		0.051	D		
	3300F		●										1.5~3.0	0.059		0.059	D		
Applicable holder	Designation	ISO	Coated Carbide				Cermet			Uncoated Carbide				(inch)					
			NC330	PC130	PC230	PC9030	CN20	CN30		ST30A	ST20	ST10	G10	Pitch	f	θ	x	Cutting edge type	
ECTR	3028UN			●									28	0.039	60°	0.051	B		
	3024UN												24	0.039		0.051	B		
	3020UN												20	0.039		0.051	A		
	3018UN												18	0.039		0.051	A		
	3016UN												16	0.039		0.051	A		
	3014UN												14	0.047		0.051	A		
	3012UN												12	0.047		0.051	A		
	3011UN												11	0.047		0.051	A		
	3010UN			●									10	0.059		0.059	A		
	3009UN												09	0.059		0.059	A		
	3008UN												08	0.059		0.059	A		
	3028UNF												28~14	0.039		0.051	D		
	3014UNF			●									14~08	0.059		0.059	D		
	ECTR	3028W												28		0.039	55°	0.051	B
		3020W												20		0.039		0.051	A
		3019W												19		0.039		0.051	A
3016W													16	0.039	0.051	A			
3014W													14	0.047	0.051	A			
3012W													12	0.047	0.059	A			
3011W													11	0.059	0.059	A			
3010W													10	0.059	0.059	A			
3009W													09	0.059	0.059	A			
3008W													08	0.059	0.059	A			
3028WF												28~14	0.059	0.059	D				
3014WF												14~08	0.059	0.059	D				

● Stock Item

■ Cutting edge type



ICTR 6-ICT-

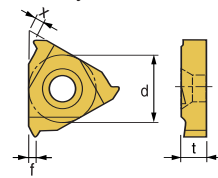
Standard Type (3000 Type)



■ USE

■ Geometry

■ Recommendation

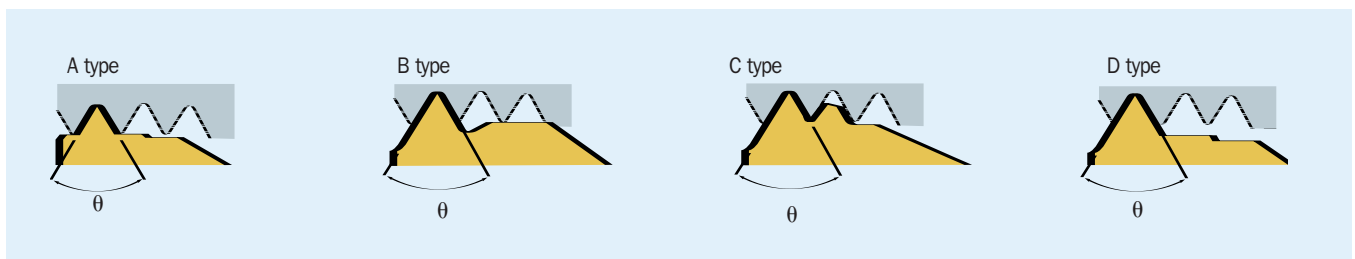


d = 9.525
t = 3.6

Applicable holder	Designation	ISO	Coated Carbide				Cermet			Uncoated Carbide				(inch)					
			NC330	PC130	PC230	PC9030	CN20	CN30		ST30A	ST20	ST10	G10	Pitch	f	θ	x	Cutting edge type	
ICTR	3100		●				●						1.00	0.039	60°	0.051	B		
	3125		●				●					1.25	0.039	0.051		B			
	3150		●				●					1.50	0.039	0.051		A			
	3175		●				●					1.75	0.039	0.051		A			
	3200		●				●					2.00	0.039	0.051		A			
	3250		●				●					2.50	0.059	0.059		A			
	3300		●				●					3.00	0.059	0.059		A			
	3150F		●				●					0.5~1.5	0.039	0.051		D			
	3300F		●				●					1.5~3.0	0.059	0.059		D			
ICTR	3028UN			●						●			28	0.039	60°	0.051	B		
	3024UN			●						●			24	0.039		0.051	B		
	3020UN			●						●			20	0.039		0.051	A		
	3018UN			●						●			18	0.039		0.051	A		
	3018UN			●						●			16	0.039		0.051	A		
	3014UN			●						●			14	0.039		0.051	A		
	3012UN			●						●			12	0.047		0.051	A		
	3011UN									●			11	0.047		0.051	A		
	3010UN									●			10	0.059		0.059	A		
	3009UN									●			09	0.059		0.059	A		
	3008UN									●			08	0.059		0.059	A		
	3028UNF			●						●			28~14	0.039		0.051	D		
	3014UNF									●			14~08	0.059		0.059	D		
	ICTR	3028W									●			28		0.039	60°	0.051	B
	3020W										●			20		0.039		0.051	A
	3019W				●						●			19		0.039		0.051	A
	3018W				●						●			16		0.039		0.051	A
	3014W				●						●			14		0.047		0.051	A
	3012W				●						●			12		0.047		0.051	A
	3011W										●			11		0.059		0.059	A
	3010W										●			10		0.059		0.059	A
	3009W										●			09		0.059		0.059	A
	3008W										●			08		0.059		0.059	A
	3028WF										●			28~14		0.039		0.051	D
	3014WF										●			14~08		0.059		0.059	D

● Stock Item

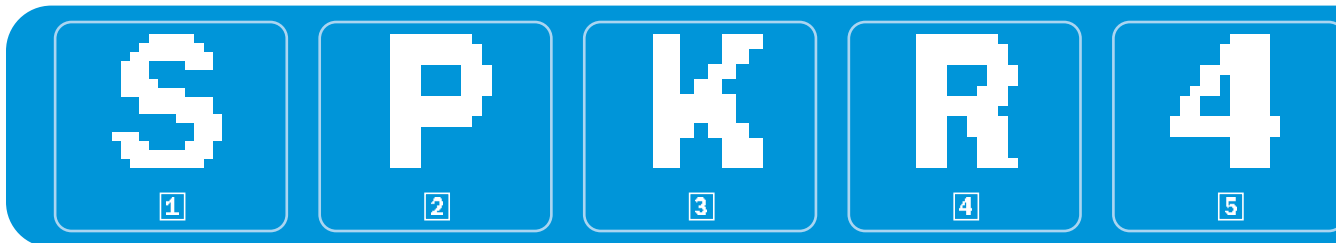
■ Cutting edge type



70 MILLING INSERT CODE SYSTEM

1 Insert Shape			
C	D	H	L
O	R	S	T
V	W		

2 Clearance Angle		
A	B	C
D	E	F
G	N	P

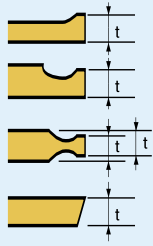


3 Tolerance				
d : Inscribed Circle t : Thickness m : refer to figure				
(inch)				
class	d	m	t	
A	+0.0010	+0.0002	+0.0010	
C	+0.0010	+0.0005	+0.0010	
H	+0.0005	+0.0005	+0.0010	
E	+0.0010	+0.0010	+0.0010	
G	+0.0010	+0.0010	+0.005	
J	+0.002 - +0.006	+0.0002	+0.0010	
K	+0.002 - +0.006	+0.0005	+0.0010	
L	+0.002 - +0.006	+0.0010	+0.0010	
M	+0.002 - +0.006	+0.003 - 0.008	+0.005	
U	+0.003 - +0.01	+0.005 - 0.015	+0.005	
■ Tolerance on C,H,R,T,W class (exceptional)				
d	Tolerance on d		Tolerance on m	
	J,K,L,M,N	U	M,N	U
1/4	+0.002	+0.003	+0.003	+0.005
3/8	+0.002	+0.003	+0.003	+0.005
1/2	+0.003	+0.005	+0.005	+0.008
5/8	+0.004	+0.007	+0.06	+0.01
3/4	+0.004	+0.007	+0.06	+0.011
1	+0.005	+0.01	+0.07	+0.015
■ Tolerance on D class (exceptional)				
d	Tolerance on d	Tolerance on m		
1/4	+0.002	+0.0043		
3/8	+0.002	+0.0043		
1/2	+0.003	+0.006		
5/8	+0.004	+0.007		
3/4	+0.004	+0.007		

4 Cross Section Type	
A	B
C	F
G	H
I	M
N	Q
R	T
U	W
Special type	
X	

Nose Corner Radius (Nose R)

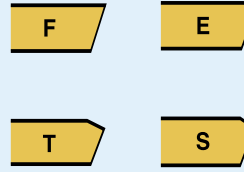
6 Height of Cutting Edge






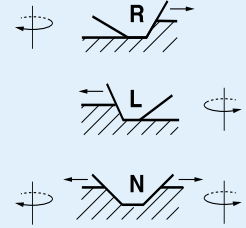
Symbol	Height of Cutting Edge (t)	
	Metric	Inch
-	0.5(1)	0.79 1/32
T0	0.6	1.00 0.040
01	1(2)	1.59 1/16
T1	1.2	1.98 5/64
02	1.5(3)	2.38 3/32
03	2	3.18 1/8
T3	2.5	3.97 5/32
04	3	4.76 3/16
05	3.5	5.56 7/32
06	4	6.35 1/4
07	5	7.94 5/16
09	6	9.52 3/8
11	7	11.11 7/16
12	8	12.70 1/2

*() Symbol for small size insert

8 Edge Preparation

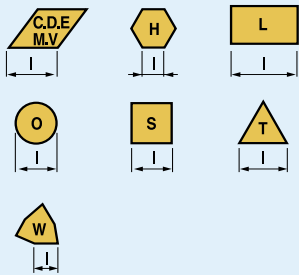


9 Hand of Tool

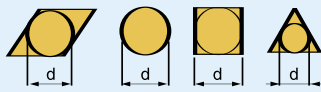


5 Cutting Edge Length, Diameter of Inscribed circle

■ Metric System



■ Metric System



Use 1/32" unit for a insert having smaller I.C under 1/4"
Use 1/8" unit for a insert having larger I.C over 1/4"

* Indicate Cutting edge length in case of tetragon & rhombus



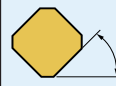
■ Cross over chart for Meetic and Inch system

	06	09	11	16	22	27	33	44
	03	05	06	09	12	15	19	25
	04	06	07	11	15	19	23	31
	03	05	06	09	12	16	19	25
Inscribed Circle	5/32"	7/32"	1/4"	3/8"	1/2"	5/8"	3/4"	1"
Inch system	5	7	2(8)	3	4	5	6	8

7 Nose Corner Radius (Nose R)

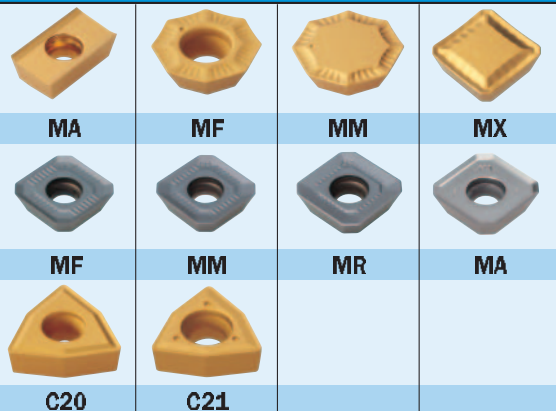


r		Symbol		r		Symbol	
mm	Inch	mm	Inch	mm	Inch	mm	Inch
00	0	0.0		12	3	1.2	3/64
02		0.2		15		1.5	
04	1	0.4	1/64	16	4	1.6	4/64
05		0.5		24	6	2.4	6/64
08	2	0.8	2/64	32	8	3.2	8/64
10		1.0		40		4.0	



Parallel Land		Relief Angle	
kr		a'n	
A-45°		A-3°	F-25°
D-60°		B-5°	G-30°
E-75°		C-7°	N-0°
F-85°		D-15°	P-11°
P-90°		E-20°	
Z-Special			

10 Chipbreaker for Milling



72 MILLING INSERTS

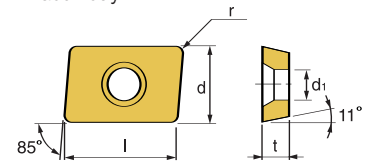
ADKT 6-ADK-, 6-ADH-



■ USE

■ Geometry

■ Recommendation



Applicable holder	Designation	ISO	Coated Carbide							Cermet			Uncoated Carbide			(mm)				
			NCM325	NCM335	PC130	PC230	PC3530	PC215K	PC9530	CN20	CN30	ST30A	ST20	G10	l	d	t	r	d ₁	
	ADKT 1505PDSR-MM 1505PSDR-KH		●				●			●						0.646	3/8	3/16	1/32	0.173

● Stock Item

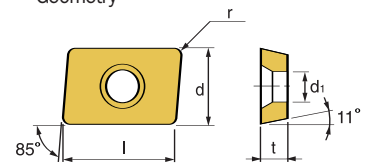
APKT-KH 6-APK-



■ USE

■ Geometry

■ Recommendation



Applicable holder	Designation	ISO	Coated Carbide							Cermet			Uncoated Carbide			(mm)				
			NCM325	NCM335	PC130	PC230	PC3530	PC215K	CN20	CN30	ST30A	ST20	G10	l	d	t	r	d ₁		
6-958- 6-941- 6-955- 6-956- 6-954-	APKT 1604PDSR			●			●								0.646	3/8	3/16	1/32	0.173	

● Stock Item

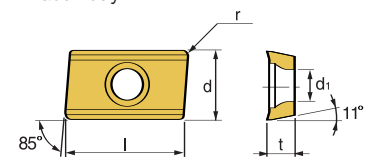
APKT-MA 6-APM-



■ USE

■ Geometry

■ Recommendation



Applicable holder	Designation	ISO	Coated Carbide							Cermet			Uncoated Carbide			(mm)				
			NCM325	NCM335	PC130	PC230	PC215K	CN20	CN30	ST30A	H01	G10	l	d	t	r	d ₁			
6-958- 6-941- 6-955- 6-956- 6-954-	APKT 1035PDFR 1604PDFR 160402 160404 160432 - MA												●	●	●	0.646	3/8	3/16	.020 .008 .015 .125	0.173

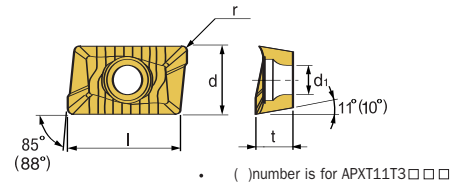
● Stock Item

APKT 6-APF-, 6-APK-, 6-APT-



■ USE ■ Geometry

■ Recommendation



Applicable holder	Designation	ISO	Coated Carbide						Cermet			Uncoated Carbide			(inch)				
			NCM120	NCM325	NCM335	NCM320K	PC-3530	PC-9530	CN20	CN30	ST30A	ST20	H01	l	d	t	r	d ₁	
6-958- 6-941- 6-955- 6-956- 6-954-	APKT 1604PDSR-KH 1604PDSR-MF 1604PDSR-MM			●	●	●		●	●						0.650	0.376	0.227	1/32	0.175

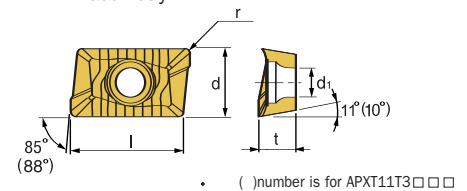
● Stock Item

APXT 6-APX-



■ USE ■ Geometry

■ Recommendation



Applicable holder	Designation	ISO	Coated Carbide						Cermet			Uncoated Carbide			(inch)				
			NCM120	NCM325	NCM335	NCM320K	PC-240	PC-3530	PC-9530	PC-215K	CN20	CN30	ST30A	ST20	G10	l	d	t	r
6-958- 6-941- 6-955- 6-956- 6-954-	APXT 1035PDSR-MM 103508PDSR-MM 103516PDSR-MM 11T3PDSR-MM 1604PDSR-MF 1604PDSR-MM 160416R-MM 160432R-MM 160432L-MM			●	●			●	●						0.407	0.263	0.12	0.020	0.020
				●				●						0.445	0.260	0.142	3/64	0.112	
				●	●			●	●					0.650	0.376	0.227	1/16	0.175	
				●	●			●	●								3/32	0.020	
				●				●	●								4/57	0.020	
				●				●	●								4/57	0.020	

● Stock Item

74 MILLING INSERTS

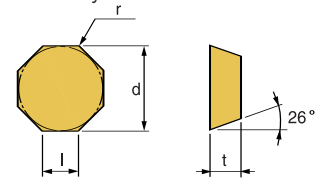
OFCN 6-OFN-



■ USE

■ Geometry

■ Recommendation



Applicable holder	Designation	ISO	Coated Carbide						Cermet			Uncoated Carbide			(inch)			
			NCM325	NCM335	PC130	PC230	PC215K			CN20	CN30		ST30A	ST20	G10	l	d	t
	OFCN 0704SN 0704FN 070408SN 070408FN		●												0.291	0.291	3/16	0.020
															0.291	0.709	3/16	0.031

● Stock Item

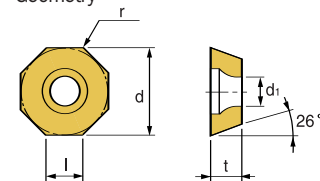
OFCW 6-OFW-



■ USE

■ Geometry

■ Recommendation



Applicable holder	Designation	ISO	Coated Carbide						Cermet			Uncoated Carbide			(inch)				
			NCM325	NCM335	PC130	PC230	PC215K			CN20	CN30		ST30A	ST20	G10	l	d	t	r
6-970-	OFCW 05T3SN 05T3FN 05T308FN		●												0.20	1/2	5/32	0.02	0.17
															5			0	3

● Stock Item

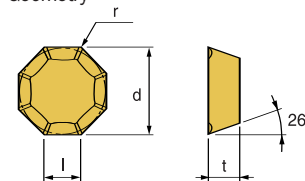
OFKR-MF, MM, MA 6-OFR-



■ USE

■ Geometry

■ Recommendation



Applicable holder	Designation	ISO	Coated Carbide						Cermet			Uncoated Carbide				(inch)						
			NCM325	NCM335	NCM320K	PC130	PC3530	PC9530			CN20	CN30		ST30A	ST20	G10	H01	l	d	t	r	
	OFKR 0704SN-MF 070408SN-MF 0704SN-MM 070408SN-MM		●															0.205	0.709	3/16	0.020	
																			0.291	0.709	3/16	0.031
																			0.291	0.709	3/16	0.020
																				0.291	0.709	3/16
	0704FN-MA 0704EN-MA 070408SN-MA																					

● Stock Item

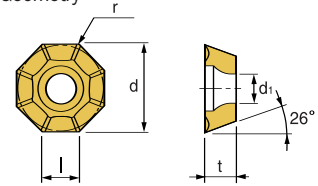
OFKT-MF, MM, MA 6-OFT-



■ USE

■ Geometry

■ Recommendation



Applicable holder	Designation	ISO	Coated Carbide							Cermet			Uncoated Carbide			(inch)				
			NCM325	NCM335	PC130	PC230	PC215K	PC3530	PC9530	GN20	GN30		ST30A	H01	G10	l	d	t	r	d ₁
6-970-	OFKT 05T3SN-MF															0.205	1/2	5/32	0.020	0.173
	05T308SN-MF															0.205	1/2	5/32	0.031	0.173
	05T3SN-MM		●	●				●	●							0.205	1/2	5/32	0.020	0.173
	05T308SN-MM															0.205	1/2	5/32	0.020	0.173
	05T3FN-MA															0.205	1/2	5/32	0.020	0.173
	05T3EN-MA															0.205	1/2	5/32	0.020	0.173
	07045N-MM		●													0.291	0.709	3/16	0.020	0.228
	0704EN-MA															0.291	0.709	3/16	0.020	0.228
	0704FN-MA															0.291	0.709	3/16	0.020	0.228
0704MA																				

● Stock Item

76 MILLING INSERTS

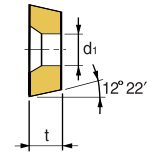
RPHT-X197 6-RPT



■ USE

■ Geometry

■ Recommendation



Applicable holder	Designation	ISO	Coated Carbide					Cermet			Uncoated Carbide			(inch)			
			NCM325	NCM335	PC130	PC230	PC215K	CN20	CN30		ST30A	ST20	G10	d	t	d ₁	
	RPHT 0803MO 10T3MO		●										5/16 .394	1/8 5/32	.135 .175		

● Stock Item

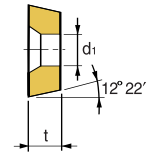
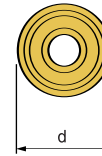
RPMM 6-RPM-



■ USE

■ Geometry

■ Recommendation



Applicable holder	Designation	ISO	Coated Carbide					Cermet			Uncoated Carbide			(inch)			
			NCM325	NCM335	PC130	PC230	PC215K	CN20	CN30		ST30A	ST20	G10	d	t	d ₁	
	RPMM 120400 1204ENN		●										1/2	3/16	0.216		

● Stock Item

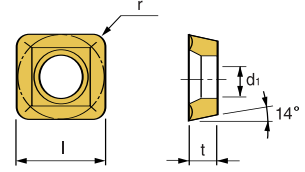
SDMT 6-SDM-



■ USE

■ Geometry

■ Recommendation




Applicable holder	Designation	ISO	Coated Carbide							Cermet			Uncoated Carbide			(inch)			
			NCM325	NCM335	PC210F	PC230	PC215K				CN20	CN30		ST30A	ST20	G10	l(=d)	t	r
	SDMT 322	090308	●													3/8	1/8	1/32	0.173

● Stock Item

78 MILLING INSERTS

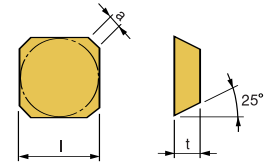
SEAN, SECN, SEKN 6-SEA-, 6-SEC-, 6-SEK-



■ USE

■ Geometry

■ Recommendation



Applicable holder	Designation	ISO	Coated Carbide							Cermet		Uncoated Carbide				(inch)			
			NCM25P	NCM325	NCM335	NCM310K	NCM320K	PC3530	PC9530			CN20	CN30	ST30A	H01	G10	ST20	l(=d)	t
6-923- 6-924- 6-925-	SEAN 42A	1203															1/2	1/8	0.091
	SECN 42A	1203		●								●							
	SEKN 42AFEN	1203											●						
	42AFN	1203												●					
	42AFSN	1203												●					
	42AFTN-S20	1203													●				
	53AFN	1504																	
53AFTN	1504															5/8	3/16	0.094	
53AFEN	1504																		
53AFN	1504		●																

● Stock Item

SEHT-45 6-SEH-

■ USE


■ Geometry

■ Recommendation

Applicable holder	Designation	ISO	Coated Carbide							Cermet		Uncoated Carbide				(inch)				
			NCM25P	NCM325	NCM335	NCM310K	NCM320K	PC3530	PC9530			CN20	CN30	ST30	H01	G10	ST20	l(=d)	t	a
6-963-	SEHT 1204AFTN-45			●									●		●					

● Stock Item

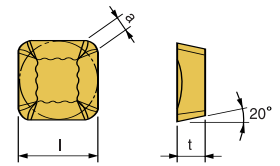
SEKR-MX(MF1) 6-SEK-, 6-SER-



■ USE

■ Geometry

■ Recommendation



Applicable holder	Designation	ISO	Coated Carbide								Cermet			Uncoated Carbide			(inch)		
			NCM120	NCM325	NCM335	NCM25P	PC130	PC230	PC9530	PC3530	CN20	CN30		MA2	ST20	G10	l(=d)	t	a
	SECR 42AFSN - MX	1203																	
	SEKR 42AFSN - MX	1203		●	●												1/2	1/8	0.091
	42AFSN - MF1	1204															1/2	3/16	0.091
	43AFSN - MX	1203															1/2	3/16	0.091
	53AFSN - MX	1504		●													5/8	3/16	0.091

● Stock Item

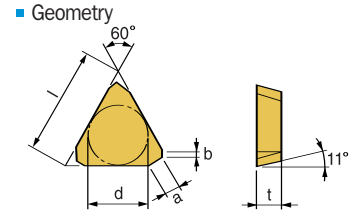
80 MILLING INSERTS

TPCN 6-TPK-

while supplies last



- USE
- Recommendation

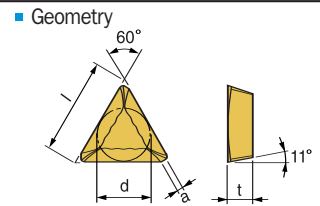


Applicable holder	Designation	ISO	Coated Carbide								Cermet			Uncoated Carbide				(inch)				
			NCM325	NCM335	NCM25K	NCM310K	NCM320K	PC130	PC230	PC3530	PC9530	CN20	CN30	ST30A	ST20	G10	ST30	l	d	t	a	b
6-902-	TPCN	22PPN	1103														0.433	1/4	1/8	0.028	0.028	
		22PPTN	1103																			
		32PPN	1603																			
		32PPTN	1603																			
		32PPR	1603	●											●	0.650	3/8	1/8	0.047			
		32PPTR	1603													0.039-0.047						
		32PDR	1603																			
		32PDSR	1603																			
		43PPN	2204																			
		43PPTN	2204																			
		43PDR	2204												●	0.866	1/2	3/16	0.05-0.055			
		43PDTR	2204													0.028-0.05						
		43PDSR	2204																			
		43PPR	2204	●											●							

● Stock Item

TPMR 6-TPM-

- USE
- Recommendation



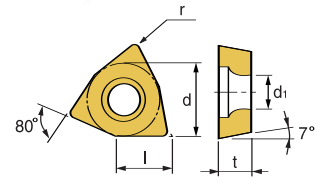
Applicable holder	Designation	ISO	Coated Carbide						Cermet			Uncoated Carbide			(inch)					
			NC330	NCM335	PC130	PC230	PC215K				CN20	CN30	ST10	ST20	G10	l(=d)	t	r	R	
	TPMR	221	110304	●									●	●	●		0.650	3/8	1/8	3/64
		222	110308											●	●	●				
		321	160304	●										●	●	●				
		322	160308	●										●	●	●				
		323	160312												●					
																0.866	1/2	3/16	0.055	

● Stock Item

WCMT-C20 6-WCM-



- USE
- Recommendation
- Geometry



Applicable holder	Designation	ISO	Coated Carbide							Cermet			Uncoated Carbide			(inch)					
			NC310	NC3015	NC3020	NC330	NCM25P	NCM325	NC305K	NC315K	PC3530	CN20	CN30		H01	G10	ST10	l	d	t	r
6-661- 6-660-	WCMT 1.81.52-C20	030208						●									0.149	7/32	3/32	1/32	0.110
	21.52-C20	040208						●									0.169	1/4	3/32	1/32	0.118
	2.522-C20	050308						●									0.212	5/16	1/8	1/32	0.134
	32.52-C20	06T308						●									0.256	3/8	5/32	1/32	0.157
	432-C20	080408						●									0.342	1/2	3/16	1/32	0.169
	433-C20	080412																	3/64		

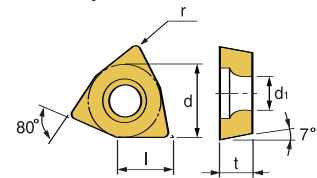
● Stock Item

82 MILLING INSERTS

WCMT-C21




- USE
- Recommendation
- Geometry



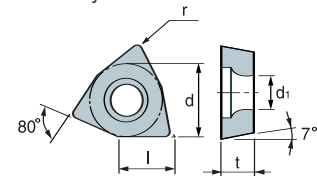
Applicable holder	Designation	ISO	Coated Carbide							Cermet			Uncoated Carbide			(inch)					
			NC310	NC3015	NC3020	NC330	NCM25P	NCM325	NC305K	NC310K	PC3530	CT10	CN200	CN20	H01	G10	ST10	l	d	t	r
6-660-6661-	WCMT 1.81.51-C21	030204															0.149	7/32	3/32	1/64	0.098
	21.51-C21	040204															0.169	1/4	3/32	1/64	0.110
	432-C21	040208															0.169	1/4	3/32	1/32	0.110
	432-C21	080408															0.342	1/2	3/16	1/32	0.169

● Stock Item

WCKT-DA




- USE
- Recommendation
- Geometry



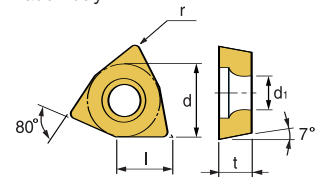
Applicable holder	Designation	ISO	Coated Carbide							Cermet			Uncoated Carbide			(inch)					
			NC310	NC3015	NC3020	NC330	NCM25P	NCM325	NC305K	NC310K	PC3530	CT10	CN200	CN20	H01	G10	ST10	l	d	t	r
6-660-6661-	WCK 030208-DA																0.149	7/32	3/32	1/32	0.110
	040208-DA																0.169	1/4	3/32	1/32	0.118
	050308-DA																0.212	5/16	1/8	1/32	0.134
	06T308-DA																0.256	3/8	5/32	1/32	0.157
	080408-DA																0.342	1/2	3/16	1/32	0.169

● Stock Item

WCMT-DS(P)



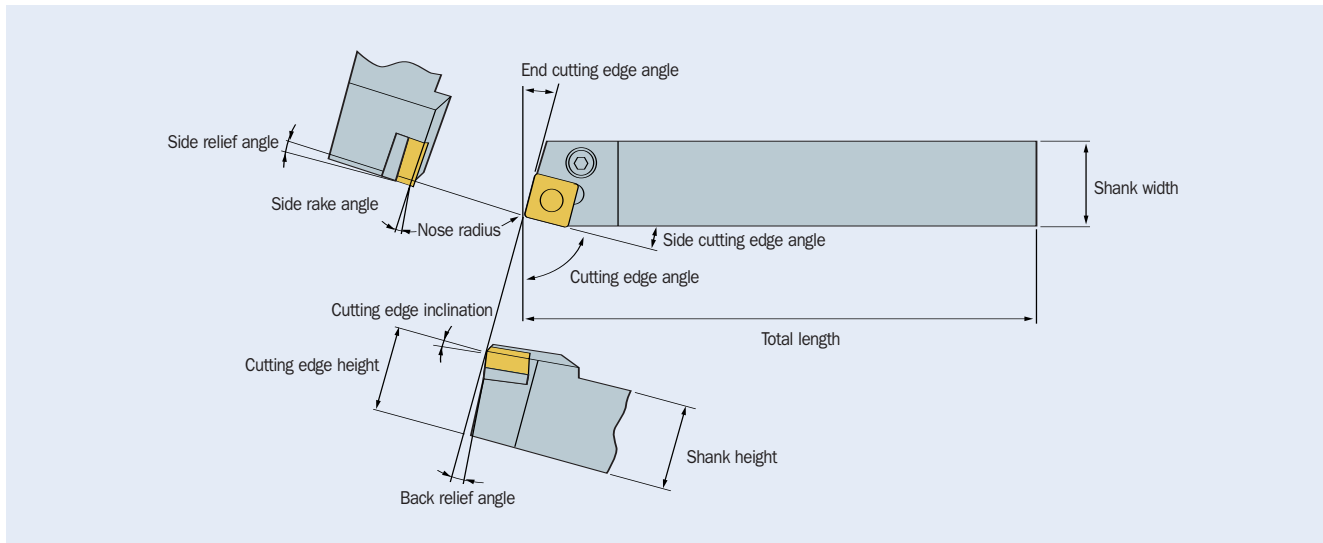
- USE
- Recommendation
- Geometry



Applicable holder	Designation	ISO	Coated Carbide							Cermet			Uncoated Carbide			(inch)					
			NC310	NC3015	NC3020	NC330	NCM25P	NCM325	NC305K	NC310K	NC123K	CT10	CN200	CN20	H01	G10	ST10	l	d	t	r
6-660-6661-	WCM 030204-DSP																0.149	7/32	3/32	1/64	0.098
	040204-DSP																0.169	1/4	3/32	1/64	0.110
	050308-DS																0.212	5/16	1/8	1/32	0.134
	06T308-DS																0.256	3/8	5/32	1/32	0.157
	080408-DS																0.342	1/2	3/16	1/32	0.169
	080412-DS																0.342	1/2	3/16	3/64	0.169

● Stock Item

Toolholder Terminology



Cutting Formulas

Cutting Speed

$$V = \frac{\pi \cdot D \cdot N \text{ (sfm)}}{12}$$

- V : Cutting speed (sfm)
- D : Workpiece diameter (inch)
- N : Revolutions per minute (rpm)
- π : Pi (3.14)

Feed

$$f = \frac{F}{N} \text{ (ipr)}$$

- f : Feed per one revolution (ipr)
- F : feed per minute (ipm)
- N : Revolutions per minute (rpm)

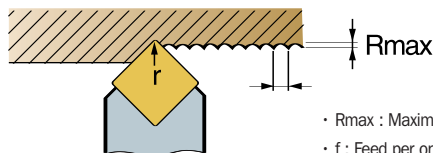
Surface finish roughness

- Theoretical surface roughness

$$R_{max} = \frac{f^2}{8r} \cdot 1000 (\mu)$$

- actual surface roughness

Steel : $R_{max} \times (1.5 \sim 3)$
 Cast iron : $R_{max} \times (3 \sim 5)$



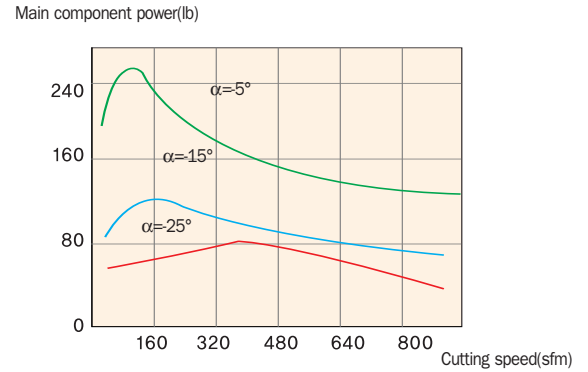
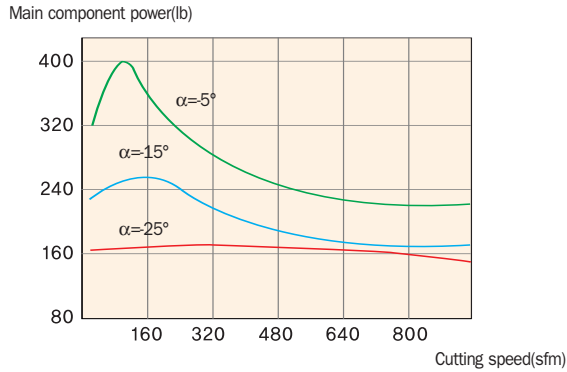
- R_{max} : Maximum height roughness (μ)
- f : Feed per one revolution (ipr)
- r : Nose radius

84 TURNING SPECS

Cutting edge geometry and its effect

Rake angle(α)

Rake angle has a tremendous influence on the cutting resistance, chip control and tool life.



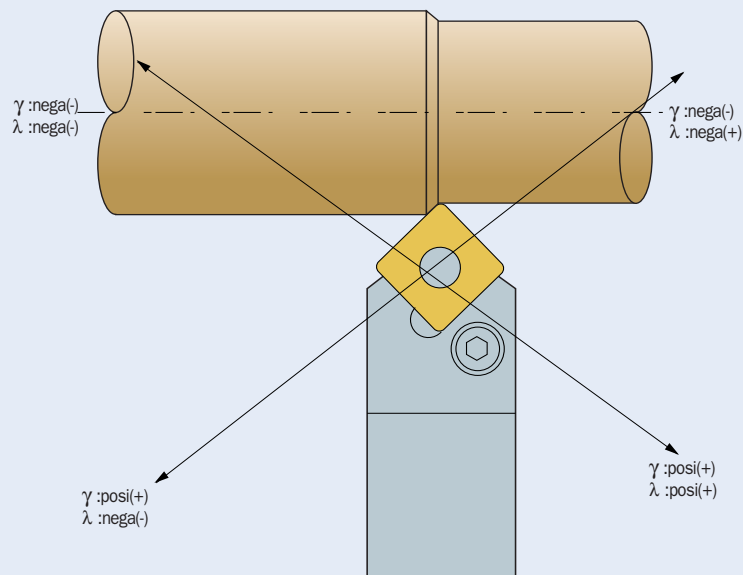
Effect

1. A 1 degree increase in rake angle results in a 1% decrease in cutting power consumption.
2. As the rake angle increases the cutting edge weakens.

Application

1. Hard work-piece. → Low rake angle
2. When a robust cutting edge is required.
1. Soft work-piece. → High rake angle
2. Free cutting material.

Rake angle and chip direction



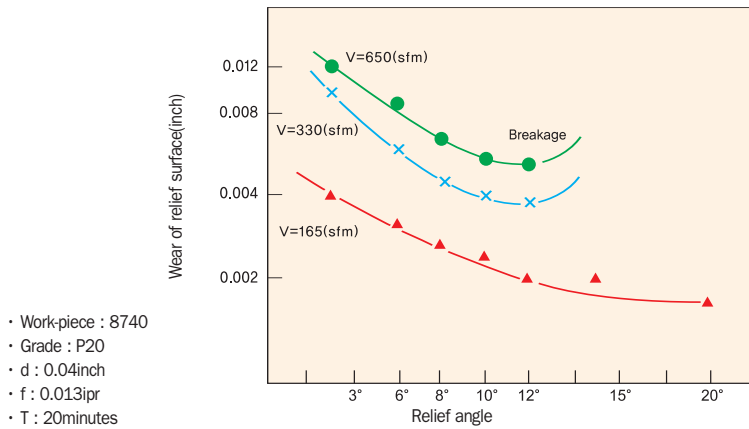
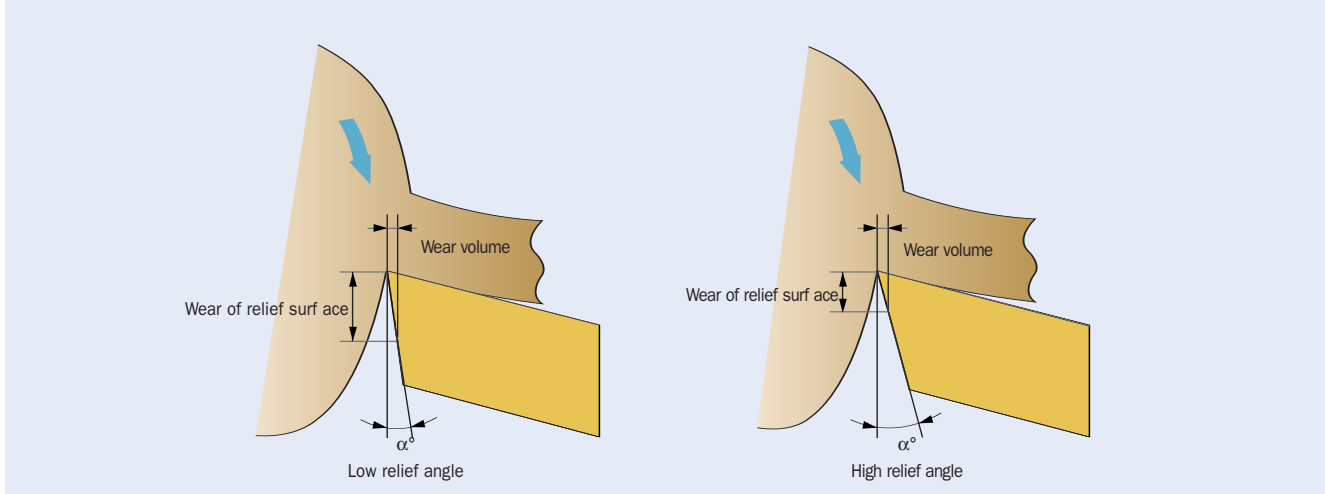
Avoid choosing <nega,posi>, to prevent surface damage from chip evacuation.

Cutting edge inclination : γ
Side rake angle : λ

Relief angle

Reduces friction between work-piece and insert.

The relationship between relief angle and wear.



Effect

1. Greater relief angle will decrease the wear of the relief surface.
2. Greater relief angles result in weaker cutting edges.
3. Inadequate relief angle will result in chatter.

Application

1. Hard work-piece _____ → Low relief angle
2. When a robust cutting edge is required. _____

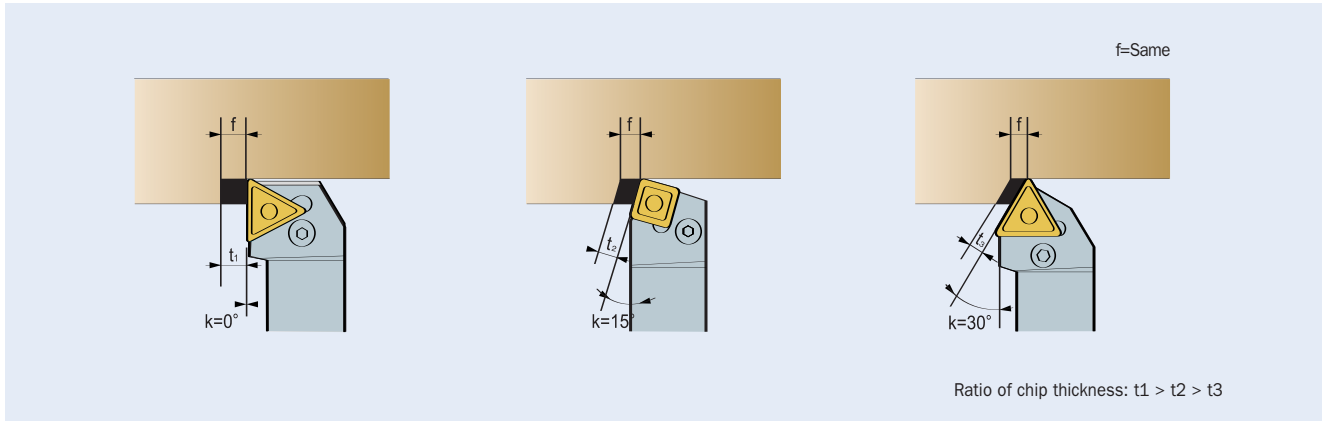
1. Soft work-piece _____ → High relief angle
2. Work-hardening materials _____

86 TURNING SPECS

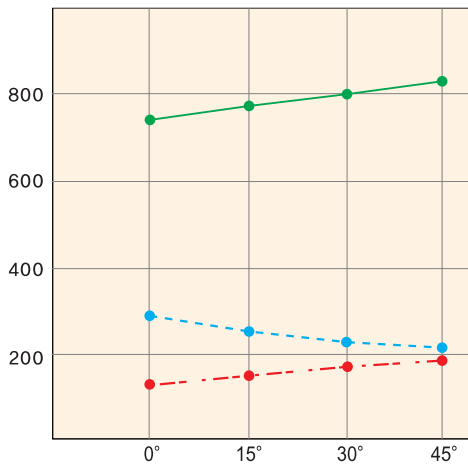
Lead angle, side cutting angle

Lead angle has a large influence on chip control and cutting force.

Relationship between side cutting edge angle and chip thickness

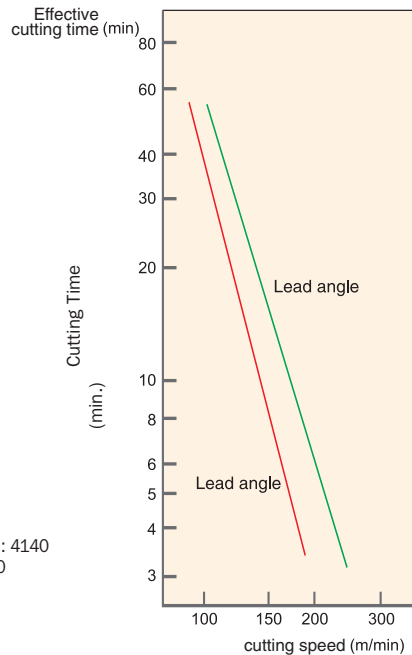


Side edge angle and three component forces



- Work-piece : 4140(H_s280)
- Grade : TNGA433
- $V = 300 \text{sfm}$
- $d = 0.16 \text{inch}$
- $f = 0.018 \text{iprs}$

Relationship between side cutting edge angle and tool life



- Work-piece : 4140
- Grade : P20
- $d : 1.2 \text{inch}$
- $f : 0.008 \text{ipr}$

Effect

1. Greater lead angles increase tool life.
2. Greater lead angles may cause deflection in parts with a large length to diameter ratio.

Application

1. Finishing with small depths of cut → Low lead angle
2. Large length to diameter ratio

1. Solid and high calorific power work-piece → High lead angle
2. Rough cutting with big diameter work-piece

End cutting angle

Facilitates the reduction of friction between tool and material to improve surface finish.

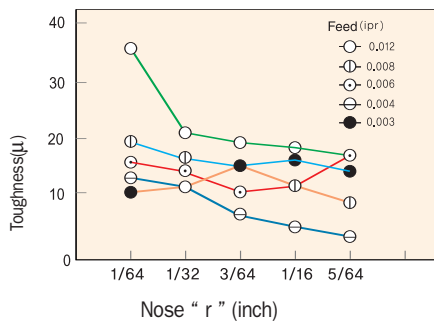
Effect

1. Small end cutting angles improve strength but increases heat do to friction.
2. Small end cutting angle creates chatter.

Nose radius

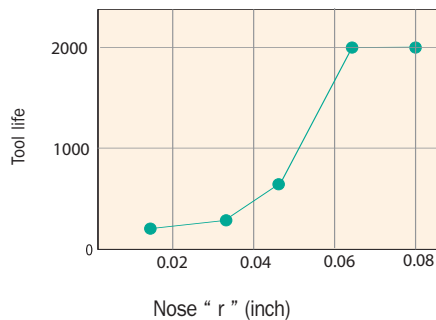
Nose radius influences cutting pressure and surface finish.
Two to three times the radius feed rate is possible.

Nose radius and surface finish roughness



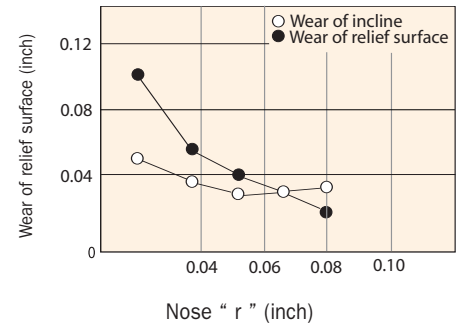
- Work-piece : 9840, Ha200
- Grand : P20
- V = 400sfm,d=0.02inch

Nose radius and tool life



- Work-piece : 4140, HB280
- Grand : P10
- V = 330sfm,d=0.02inch
- f =0.013ipr.

Nose radius and wear of tool



- Work-piece : 9840, HB200
- Grand : P10
- V = 450sfm,d=0.08inch
- f = 0.008ipr,T = 10min

Nose "r" effect

1. Large radii produce finer surface finishes relative to feed.
2. The larger the radius the stronger the edge.
3. Large radii decreases incline wear.
4. Large radii can also create chatter.

Application

1. Small depths of cut, for finishing. _____
 2. Large length to diameter ratio. _____
 3. For low build quality machines (light duty). _____
- Small nose ' r '
-
1. When a strong edge is required for interrupted cuts. _____
 2. For heavy duty machining. _____
 3. For high build quality machines. _____
- Big nose ' r '

Selection of Tools

There are many factors in selecting the appropriate tool. Keep the following in mind.

Selection of insert and tool holder

A : Basic factors

<ul style="list-style-type: none"> • Material • Shape • Size • Lathe condition to be used (rigidity, years in service, etc) • Hardness 	<ul style="list-style-type: none"> • Surface condition • Surface finish required • Lathe type • Horse power • Workholding
---	--

B : Application

① Select tool allowing the largest approach angle.	⑥ Select the smallest geometry insert considering cutting speed and conditions.
② Select the largest shank.	⑦ Select most rigid insert geometry available.
③ Select the largest depth of cut within the limits cutting conditions.	⑧ Select the highest feed within the limits of cutting conditions.
④ Select the largest nose radius.	
⑤ Use appropriate depths of cut and feeds within the effective range of chipbreaker.	

Reading Tool Life

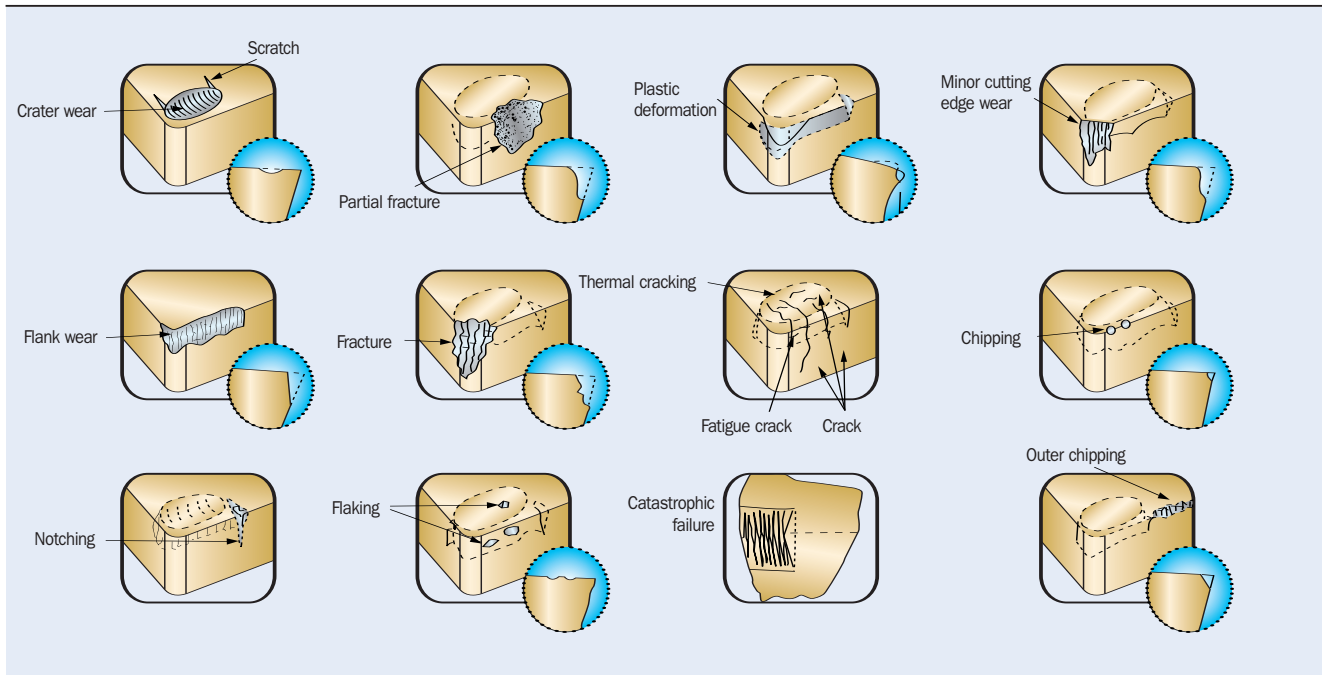
KS B0813

Flank Wear	0.08inch	Finishing, non-ferrous alloy
	0.016inch	Alloy steel
	0.028inch	General conditions, cast iron
	0.04~0.05inch	Roughing, cast iron
Depth of Wear	In general 0.002~0.004inch	

ISO

Judgement on usability	Application
Complete wear	High speed tool steel
Relief face wear $V_b = 0.012\text{inch}$	In generation of even wear of relief face (tungsten, ceramic, etc)
$VB_{max} = 0.02\text{inch}$	In generation of uneven wear of relief face
Rake face wear $K_r = 0.002+0.012\text{inch}$ (f:ipr)	Tungsten carbide
Surface finish 1, 1.6, 2.5, 4, 6.3, $10\mu\text{mRa}$	In case of surface finish required

Forms of Tool Failure



Tool Failure

Failure		Explanation
Wear	Flank wear	Mechanical wear due to the friction of relief face and workpiece (normal).
	Crater wear	Thermal wear due to friction of chip and rake face at high pressure or temperature.(It mainly occurs in steels, cast steels and ductile cast irons that produce long stringy chips.)
	Notching	Notching occurs on the border land between workpiece and tool (end cutting edge and side cutting edge)
	Edge wear	When the work piece hardness is greater than the tool, it occurs on the edge.
Chipping		Small cutting edge fractures due to mechanical impact, thermal impact and built up edge.
Partial fracture		Big cutting edge fractures.
Catastrophic failure		Catastrophic failure.
Flaking		Flaking off by scratching or cracking of the rake and relief faces
Plastic deformation		Depression of cutting edge due to softening of carbide through intense heat and pressure.
Cracks	Thermal cracking	Thermal cracking often occurs on the rake angle. At first, it is generated to the vertical direction and then makes progress in a parallel direction creating more cracks. The result is loss of carbide in a u shape.
	Fatigue cracking	Fatigue cracking occurs in parallel with cutting edges, mechanical stress is repeatedly introduced through impact or interrupted cut.

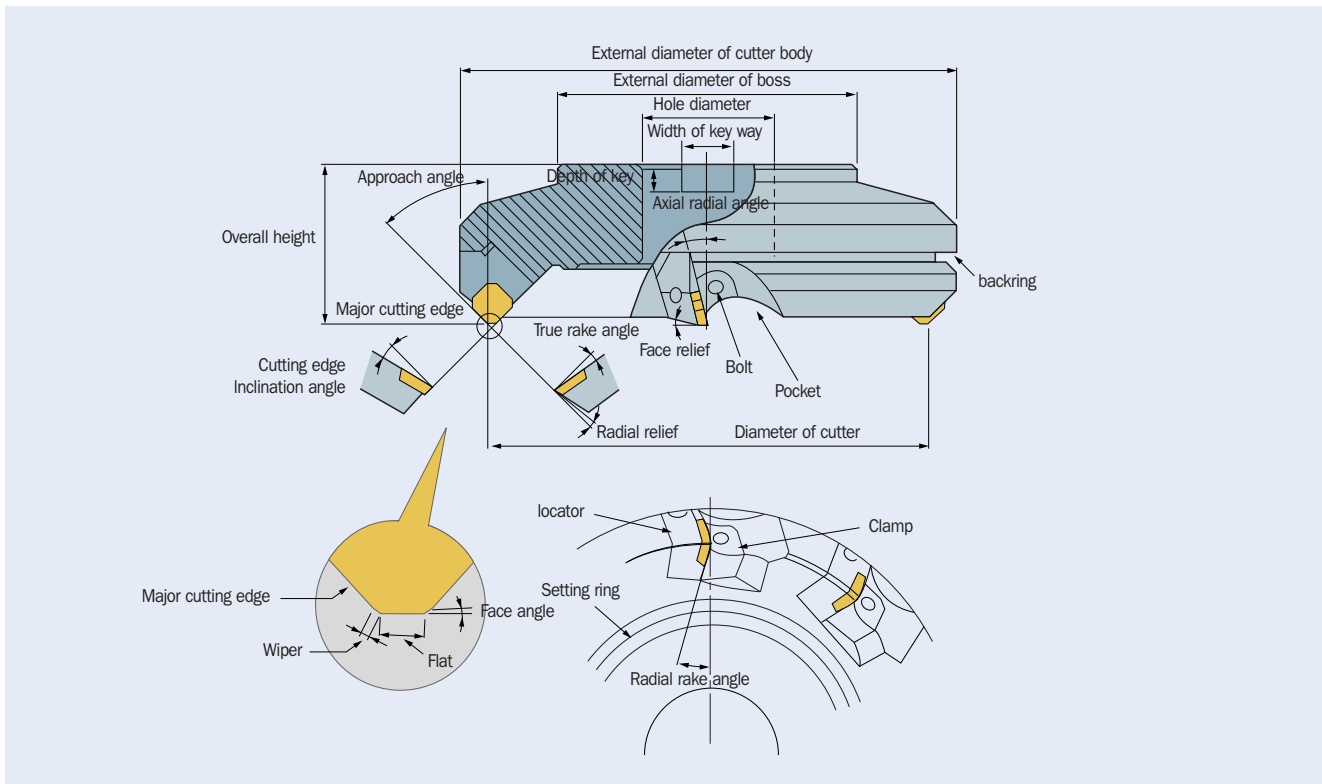
90 TURNING SPECS

Turning Trouble Shooting

Problems	Cause	Solution													
		Cutting conditions				Tool shape						Grade		Miscellaneous	
		Cutting Speed	Feed rate	Depth of cut	Cutting fluid	Rake angle	Relief angle	Side cutting edge angle	End cutting edge angle	Nose radius	Honning	Toughness	Hardness	Overhang	Mechanical rigidity
Flank wear	<ul style="list-style-type: none"> Improper cutting condition Improper tool grade 	↓	↑		○	↑				↑			↑		↑
Crater wear	<ul style="list-style-type: none"> Improper cutting conditions Improper tool grade Insufficient coolant 	↓	↓	↓	○	↑							↓		↑
Chipping	<ul style="list-style-type: none"> Improper cutting conditions Incorrect setting Chatter Built-up edge 	↑	↓			↓				↑	↑	↑			
Breakage	<ul style="list-style-type: none"> Increase of chipping Improper tool selection Excessive feed 		↓	↓							↑	↑		↓	
Thermal cracks	<ul style="list-style-type: none"> Improper cutting conditions Improper tool grade 	↓	↓	↓										↑	
Poor surface finish	<ul style="list-style-type: none"> Use of worn inserts Improper cutting fluid Improper insert shapes 	↑	↓	↓	○	↑							↓	↑	
Chattering	<ul style="list-style-type: none"> Insufficient mechanical power Excessive overhang Improper cutting conditions Excessive nose radius 	●	↑	↓										↓	↑
Burr	<ul style="list-style-type: none"> Insufficient mechanical power Improper cutting conditions Excessive overhang Excessive nose radius 	●	↑	↓						↓				↓	↑
Plastic Deformation	<ul style="list-style-type: none"> Improper cutting conditions 	↓	↓	↓			↑			↓					

↑ : Increase ↓ : Decrease ○ : Application ● : Proper application

Milling Terminology



Terminology and function of cutting edge angle

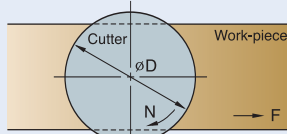
	Title	Symbol	Function	Effects
1	Rake angle-axis direction	A.R	Chip flow, deposit.	
2	Rake angle-reverse direction	R.R	Effect on thrust.	
3	Major cutting edge angle	A.A	Depth of cut, chip flow.	In case of large angle - reduce the depth of cut and cutting resistance.
4	Real rake angle	T.A	Actual rake angle.	
5	Cutting edge inclination angle	I.A	Chip flow.	Large angle - Free chip flow, low cutting forces.
6	Front rake angle	F.A	Toughness.	Small angles increase toughness.
7	Relief angle		Effect on Strength, tool life and chattering.	

92 MILLING SPECS

Cutting Formulas

Cutting speed

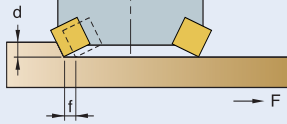
$$V = \frac{\pi \cdot D \cdot N}{12} \text{ (sfm)}$$



- V: Cutting speed (sfm)
- D: Cutter diameter (inch)
- N: Revolution per a minute (rpm)
- π : Pi (3.14)

Feed

$$f = \frac{F}{Z \cdot N} \text{ (ipr)}$$



- fz: Inch per tooth (ipt)
- F: Inch per minute (ipm)
- Z: Number of teeth
- N: Revolutions per a minute (rpm)

Power requirements

$$W = \frac{Q \times K_s}{60 \times 120 \times \eta} \text{ (Kw)}$$

- W : Power requirement (kw)
- H : Horsepower requirement (hp)

$$H = \frac{W}{0.75} \text{ (Kw)}$$

- Q : Chip removal rate (cm³ /min)
- L : Width of cut (mm)
- F : Feed per a minute (mm/min)
- d : Depth of cut (mm)

$$W = \frac{L \times F \times d}{1000} \text{ (Kw)}$$

- Ks: Specific cutting resistance (kg/mm²)
- η : Mechanical efficiency

Milling Trouble Shooting

Problems	Cause	Solution										
		Cutting conditions				Tool shape					Grade	
		Cutting speed	Depth of cut	Feed rate	Cutting fluid	Rake angle	Relief angle	Approach angle	Chatter	Nose radius	Toughness	Hardness
Flank wear	<ul style="list-style-type: none"> • Improper tool grade • Improper cutting conditions • Chattering 	↓		↑			↑	↓		↑		↑
Crater wear	<ul style="list-style-type: none"> • Improper tool grade • Improper cutting conditions 	↓	↓	↓	○	↑				↓		↑
Chipping	<ul style="list-style-type: none"> • Insufficient edge strength • Excessive feed • Excessive cutting load 			↓		↓	↓	↓		↑	↑	
Built-up edge	<ul style="list-style-type: none"> • Improper cutting conditions • Improper edge type • Improper tool grade 	↑	↓	↑	○	↑				↓		
Chatter	<ul style="list-style-type: none"> • Improper cutting conditions • Lack of teeth for cut • Improper cutting edge type • Poor chip control • Insufficient workholding 		↓	↓		↑		↑	↓	↓		
Poor surface finish	<ul style="list-style-type: none"> • Built-up edge • Improper cutting conditions • Chattering • Poor chip control 	↑	↓	↓	○	↑			↓	↑		
Thermal cracking	<ul style="list-style-type: none"> • Improper cutting conditions • Improper tool grade 	↓	↓	↓	●	↑				↑	↑	
Breakage	<ul style="list-style-type: none"> • Improper tool grade • Excessive cutting load • Poor chip control • Chattering • Excessive overhang 		↓	↓	○						↑	

↑ : Increase ↓ : Decrease ○ : Application ● : Proper application

94 HARDNESS CROSSOVER CHART

Vickers 50kgb HV	Brinnell, 3000kgb HB		Rockwell				Shore HS	Tensile strength (Approximate) MPa (1)
	Standard 10mm	Carbide 10mm	A Scale 60kgb Diamond Grain HRA	B Scale 100kgb 1/16in Ball HRB	C Scale 150kgb Diamond Grain HRC	D Scale 100kgb Diamond Grain HRD		
940	-	-	85.6	-	68.0	76.9	97	
920	-	-	85.3	-	67.5	76.5	96	
900	-	-	85.0	-	67.0	76.1	95	
880	-	(767)	84.7	-	66.4	75.7	93	
860	-	(757)	84.4	-	65.9	75.3	92	
840	-	(745)	84.1	-	65.3	74.8	91	
820	-	(733)	83.8	-	64.7	74.3	90	
800	-	(722)	83.4	-	64.0	74.8	88	
780	-	(710)	83.0	-	63.3	73.3	87	
760	-	(698)	82.6	-	62.5	72.6	86	
740	-	(684)	82.2	-	61.8	72.1	84	
720	-	(670)	81.8	-	61.0	71.5	83	
700	-	(656)	81.3	-	60.1	70.8	81	
690	-	(647)	81.1	-	59.7	70.5	-	
680	-	(638)	80.8	-	59.2	70.1	80	
670	-	630	80.6	-	58.8	69.8	-	
660	-	620	80.3	-	58.3	69.4	79	
650	-	611	80.0	-	57.8	69.0	-	
640	-	601	79.8	-	57.3	68.7	77	
630	-	591	79.5	-	56.8	68.3	-	
620	-	582	79.2	-	56.3	67.9	75	
610	-	573	78.9	-	55.7	67.5	-	
600	-	564	78.6	-	55.2	67.0	74	
590	-	554	78.4	-	54.7	66.7	-	2055
580	-	545	78.0	-	54.1	66.2	72	2020
570	-	535	77.8	-	53.6	65.8	-	1985
560	-	525	77.4	-	53.0	65.4	71	1950
550	(505)	517	77.0	-	52.3	64.8	-	1905
540	(496)	507	76.7	-	51.7	64.4	69	1860
530	(488)	497	76.4	-	51.1	63.9	-	1825
520	(480)	488	76.1	-	50.5	63.5	67	1795
510	(473)	479	75.7	-	49.8	62.9	-	1750
500	(465)	471	75.3	-	49.1	62.2	66	1705
490	(456)	460	74.9	-	48.4	61.6	-	1660
480	488	452	74.5	-	47.7	61.3	64	1620
470	441	442	74.1	-	46.9	60.7	-	1570
460	433	433	73.6	-	46.1	60.1	62	1530
450	425	425	73.3	-	45.3	59.4	-	1495
440	415	415	72.8	-	44.5	58.8	59	1460
430	405	405	72.3	-	43.6	58.2	-	1410
420	397	397	71.8	-	42.7	57.5	57	1370
410	388	388	71.4	-	41.8	56.8	-	1330
400	379	379	70.8	-	40.8	56.0	55	1290
390	369	369	70.3	-	39.8	55.2	-	1240
380	360	360	69.8	(100.0)	38.8	54.4	52	1205
370	350	350	69.2	-	37.7	53.6	-	1170
360	341	341	68.7	(109.0)	36.6	52.8	50	1130
350	331	331	68.1	-	35.5	51.9	-	1095
340	322	322	67.6	(108.0)	34.4	51.1	47	1070
330	313	313	67.0	-	33.3	50.2	-	1035

Vickers 50kgb HV	Brinnell, 3000kgb HB		Rockwell				Shore HS	Tensile strength (Approximate) MPa (1)
	Standard 10mm	Carbide 10mm	A Scale 60kgb Diamond Grain HRA	B Scale 100kgb 1/16in Ball HRB	C Scale 150kgb Diamond Grain HRC	D Scale 100kgb Diamond Grain HRD		
320	303	303	66.4	(107.0)	32.2	49.4	45	1005
310	294	294	65.8	-	31.0	48.4	-	980
300	284	284	65.2	(105.5)	29.8	47.5	42	950
295	280	280	64.8	-	29.2	47.1	-	935
290	275	275	64.5	(104.5)	28.5	46.5	41	915
285	270	270	64.2	-	27.8	46.0	-	905
280	265	265	63.8	(103.5)	27.1	45.3	40	890
275	261	261	63.5	-	26.4	44.9	-	875
270	256	256	63.1	(102.0)	25.6	44.3	38	855
265	252	252	62.7	-	24.8	43.7	-	840
260	247	247	62.4	(101.0)	24.0	43.1	37	825
255	243	243	62.0	-	23.1	42.2	-	805
250	238	238	61.6	99.5	22.2	41.7	36	795
245	233	233	61.2	-	21.3	41.1	-	780
240	228	228	60.7	98.1	20.3	40.3	34	765
230	219	219	-	96.7	(18.0)	-	33	730
220	209	209	-	95.0	(15.7)	-	32	695
210	200	200	-	93.4	(13.4)	-	30	670
200	190	190	-	91.5	(11.0)	-	29	635
190	181	181	-	89.5	(8.5)	-	28	605
180	171	171	-	87.1	(6.0)	-	26	580
170	162	162	-	85.0	(3.0)	-	25	545
160	152	152	-	81.7	(0.0)	-	24	515
150	143	143	-	78.7	-	-	22	490
140	133	133	-	75.0	-	-	21	455
130	124	124	-	71.2	-	-	20	425
120	114	114	-	66.7	-	-	-	390
110	105	105	-	62.3	-	-	-	-
100	95	95	-	56.2	-	-	-	-
95	90	90	-	52.0	-	-	-	-
90	86	86	-	48.0	-	-	-	-
85	81	81	-	41.0	-	-	-	-

Remark (1) 1MPa=1N/mm²
 (2) () reference only.

MATERIAL CROSSOVER CHART 95

ISO	Korea	United Kingdom	America	German	Spain	Italy	Sweden	France	Japan
	KS	BS	AISI/SAE	DIN	UNF	UNI	SS	AFNOR	JIS
P Steels	Carbon steel								
	SM15C	080M15	1015	Ck15	C15K	C16	1370	XC12	S15C
	SM25C	-	1025	Ck25	-	-	-	-	S25C
	SM35C	060A35	1035	C135	-	C36	1572	XC38TS	S35C
	SM45C	080M46	1045	Ck45	C45K	C45	1672	XC42	S45C
	SM50C	060A52	1050	Cf53	-	C53	1674	XC48TS	S50C
	SM55C	070M55	1055	Ck55	C55K	C5	-	XC55	S55C
	SM58C	080A62	1060	Ck60	-	C60	1678	XC60	S58C
	-	212M36	1140	35S20	F210G	-	1957	35MF4	-
	SCMn1	150M28	1330	28Mn6	-	-	-	20M5	SCMn1
	-	230M07	1215	9SMn36	12SMn35	CF9SMn36	-	S300	-
	SMn438(H)	-	1355	36Mn5	36Mn5	-	2120	40M5	SMn738(H)
	sum22	230M07	1213	9SMn28	11SMn28	CF9SMn28	1912	S250	sum22
	Low alloy steels								
	SNC815	655M13;	3310:3415	14NiCr14	-	-	-	12NC15	SNC815(H)
	SNC415	-	3415	14NiCr10	15NiCr11	16NiCr11	-	14NC11	SNC415(H)
	SNC236	640A35	3435	36NiCr6	-	-	-	35NC6	SNC236
	SCM420;SCM430	1717DS110	41300	25CrMo4	55Cr3	25CrMo(KB)	2225	25CD4	SCM420;SCM430
	SCM432;SCCRM3	708A37	4137:4135	34CrMo4	34CrMo4	35CrMo4	2234	35CD4	SCM432;SCCRM3
	SCM415	-	-	15CrMo5	12CrMo4	-	2216	12CD4	SCM415(H)
	SCM440	708M40	4140	42CrMo4	42CrMo4	42CrMo4	2244	42CD4	SCM440(H)
	SCM440	708M40	4140;4142	41CrMo4	42CrMo4	41CrMo4	2244	42CD4TS	SCM440
	-	820A16	-	17CrNiMo6	14NiCrMo13	-	-	18NCD6	-
	-	SCMnH1	1503-245-420	4520	16Mo5	16Mo5	16Mo5	-	-
	SCr415	Z120M12	-	G-X120Mn12	X120Mn12	XG120Mn12	-	Z120M12	SCMnH/1
	-	523M15	5015	15Cr3	-	-	-	12C3	SCr415(H)
	SCr430	(527M20)	5115	16MnCr5	16MnCr5	16MnCr5	2511	16MC5	-
	SCr440	530A32	5132	34Cr4	35Cr4	34Cr4(KB)	-	32C4	SCr430(H)
	SPS	530M40	3140	41Cr4	42Cr4	41Cr4	-	42C4	SCr440(H)
	SPS9	735A50	6150	50CrV4	51CrV4	50CrV4	2230	50CA4	SUP10
	-	527A60	5155	55Cr3	-	-	-	55Cr3	SUP9(A)
	SNCM220	905M39	-	41CrAlMo7	41CrAlMo7	41CrAlMo7	2940	40CAD6, 12	-
	SNCM240	805M20	8620	21NiCrMo22	20NiCrMo2	20NiCrMo2	2506	30NCD2	SNCM22(H)
	-	311-Type7	8740	40NiCrMo22	40NiCrMo2	40NiCrMo2(KB)	-	-	SNCM240
	-	250A53	9255	55Si7	56Si7	55Si8	2085	55S7	-
	SU2	816M40	9840	36CrNiMo4	35NiCrMo4	38NiCrMo4(KB)	-	40NCD3	-
	SUM22L	534A99	52100	100Cr6	F.131	100Cr6	2258	100C6	SU2
	-	-	12L13	9SMnPb28	11SMnPb28	CF9SMnPb28	1914	S250Pb	SUM22L
	-	-	12L14	-SMnPb36	12SMnPb35	CF9SMnPb36	1926	S300Pb	-
	-	150-620Gr27	ASTM A182	13CrMo4 4	14CrMo45	14CrMo4 5	-	15CD3.5	-
	-	1501-622	ASTM A182	10CrMo9 10	TU.H	12CrMo9, 10	2218	12CD9, 10	-
	-	-	ASTM A350LF5	14Ni6	15Ni6	14Ni6	-	16N6	-
	-	1501-240	ASTM A204Gr.A	15Mo3	16Mo3	16Mo3KW	2912	15D3	-
	-	722M24	-	32CrMo12	F124.A	32CrMo12	2240	30CD12	-
	-	-	32CrMo12	-	-	-	-	-	-
	High alloy steels								
	STS12	BD3	-	X210Cr12	X210Cr12	X210CrMoV13KU	-	Z200C12	SKD1
	-	-	D3	Z100CrMoV51Z100CDV5	BA2	2260	Z100CrMoV51	Z100CrMoV51KU	SKD12
	STD61	-	A2	X210CrW12	X210CrW12	X215CrW121KU	2312	-	SKD2
	-	BH13	-	X40CrMoV51	X40CrMoV5	X35CrMoVKU	2242	Z40CDV5	SKD5
	STS31	BH21	H13	X30WCv93	X30WCv9	X28W09KU	-	Z30WCv9	SKS31
	STS43	-	H21	105WCv6	05WCv5	3KU	2140	105WC13	SKS43
STF4	BW2	-	100V1	-	-	-	Y105V	SKT4	
-	-	W210	55NiCrMoV6	F.520.S	-	-	55NCDV7	SUH1	
-	401S45	L6	X45GSI93	F322	10WCv6	-	Z45CS9	SKH55	
SKH55	-	HW3	-	-	-	-	-	-	
SKH3	-	-	S6-5-25	HS6-5-25	-	2723	Z85WDKCV2723	SKH3	
SKH51	BT4	-	S18-1-25	HS18-1-15	X78Wc1805KU	-	Z80WKCv	SKH9	
-	BM2	T4	S6-5-2	HS6-5-2	X82WMo0650KU	-2722	Z85WDCv	-	
SKH2	-	M2	M7	HS2-9-2	Z100CWVHS2-9-2	2782	S2-9-2	-	
-	BT1	-	S18-0-1	HS18-0-1	X75W18KU	-	Z08WCV	SKH2	
-	BS1	T1S1	45WCv7	45WCvS8	45WCv8KU	2710	-	-	

96 MATERIAL CROSSOVER CHART

ISO	Korea	United Kingdom	America	German	Spain	Italy	Sweden	France	Japan
	KS	BS	AISI/SAE	DIN	UNF	UNI	SS	AFNOR	JIS
M Stainless Steels	Austenite range								
	STS301	-	301	X12CrNi177	-	2331	F.3517	Z12CN17.07X12CN1707	SUS301
	STS303	-	303	X12CNiS188Z10CNF18.09	-	2346	F.3517	X10CNiS18.09	SUS303
	-	-	304	X5CrNi189	304S31	X5CrNi18	2332/2333F.3551	Z6CN18.09	SUS304
	STS304	304S15	304	X5CrNi189	F.3551	X5CrNi1810	2332	Z6CN18.09	SUS304
	STS304L	-	-	Z3CN19.10	304C12	2333	-	-	SUS304L
	SSC16	-	304LX2CrNi1819	Z2CrNi1810	304S12	2352	F.3503	X2CrNi1011	SCS16
	STS304L	304S62	304LN	X2CrNiN.1810	-	-	2371	Z2CN1810	NSUS304LN
	STR31	-	HW3X45CrSi93	Z45CS9	401S45	-	SF322	X45CrSi8	SUH1
	STR309	-	309	X15CrNiSi	-	-	-	Z15CNS2012	SUH309
	STR310	310S24	310S	X12CrNi2521	F.332	X60CrNi2520	2361	Z12CN2520	SUD310
	STS316	-	316	X5CrNiMo1810	346S16	X5CrNiMo17122347	F.3543	Z6CND1711	SUS316
	STS316LN	-	316LN	X2CrNiMoN	-	-	2375	Z2CND1713	SUS316LN
	STS316L	-	1812	-	-	-	-	-	SUS316L
	SSC16	-	316LXCNiMo	Z2cndCND1712	316S13	2353	-	X2CrNiMo1712	SCS16
	-	320S17	316Ti	Z2CND1915	F.3535	X6CrNiMoTi1712	2350	Z6VDT17.12	-
	STS317L	-	X2CrNiMo	z2CND1915	317S12	2367	-	X2CrNiMo1816	317L
	-	-	X10CrNi	Z6CNDNb	-	-	-	X6CrNiMoMoNb	318
	-	-	S32304	X2CrNiN.234	-	-	2327	Z2CN23-04AZ	-
	-	-	S32900	X8CrNiMo.275	-	-	2324	-	-
	-	-	S31803	X2CrNiMoN	-	-	2377	Z2CND22-0503	-
	STS321	351S12	320	X10CrNiTi	F.3553	X6CrNiTi1811	2337	Z6CNT18.10	SUS321
	STS347	-	347	X10CrNiNb	347S17	X6CrNiNb18.112338	F.3552	Z6CNCNb18.10	SUS347
	STS12	BA2	A2	Z100CnMoV51	Z100CnMoV51	Z100CnMoV51KU	2260	Z100CDV5	SKD12
	Ferrite range Martensite range								
	STS403	403S17	403	X7Cr13	F.3110	X6Cr13	2301	Z6C13	SUS403
	STS405	403S17	405	X10CrA113	F.311	X10CrA112	-	Z10C13	SUS405
	STS410	410S21	410	X10Cr13	F.3401	X12Cr13	2302	Z10C14	SUS410
	STS420J2	420S45	-	X46Cr13	F.3405	X40Cr145	2304	Z4CM	SUS420J2
	STS430	430S15	430	X8Cr17	F.3113	X8Cr17	2320	ZBC17	SUS430
	STS430F	-	430F	X12CrMoS17	F.3117	X10CrS17	2383	Z10CF17	SUS430F
	STS431	431S29	431	X22CrNi17	F.33427	X16CrNi16	2321	Z15CNi6.02	SUS431
	STS434	434S17	434	X6CrMo17	-	ZX8CrMo17	2325	ZBCD17.01	SUS434
	STR446	-	446	X10CrA124	-	X16Cr26	2322	Z10CAC24	SUH446
	SSC5	425C11	-	X5CrNi134	-	-	-	Z4CND13.4M	SCS5
	STR35,STR36	349S54	EV8	X53CrMnNiN	-	X53CrMnNiN	-	Z52CMN21.09	SUH35,SUH36
	STR4	443S65	HNW6	X80CrNiSi20	F.320B	X80CrSiNi20	-	Z80CSN20.02	SUH4
	Heat resisting alloys								
	HRSC15	330C11	-	G-X40NiCrSi	-	XG50NiCr	-	-	SCH15
	STR330	-	X12NiCrSi	-	-	-	-	Z12NCS35.16	SUH330330
	-	3072-76	4676	NiCu30Al	-	-	-	-	-
	-	-	5390A	-	-	-	-	NC22FeD	-
	-	3146-3	5391	S-NiCr13A16MoNb	-	-	-	NC12D	-
	-	HR8	5383	NiCr19Fe19NbMo	-	-	-	NC19rNB	-
	-	-	5537C	CoCr20W15Ni	-	-	-	KC20WN	-
-	-	5660	NiFe35Cr14MoTi	-	-	-	ZSNCDT42	-	
-	-	5666	NiCr22Mo9Nb	-	-	-	NC22FeDNB	-	
-	-	AMS5397	NiCr15Cr10MoAlTi	-	-	-	-	-	
-	-	AMS5399	NiCr19Co11MoTi	-	-	-	NC19KDT	-	
-	-	AMS5544	NiCr19Fe19NbMo	-	-	-	NC20K14	-	
-	-	AMS5772	CoCr22W14Ni	-	-	-	KC22WN	-	
-	TA10-13/TA28	AMSR56400	TiAl6V4	-	-	-	T-A6V	-	
-	TA14/17	AMSR54520	TiAl5Sn2.5	-	-	-	T-A5E	-	

ISO	Korea	United Kingdom	America	German	Spain	Italy	Sweden	France	Japan
	KS	BS	AISI/SAE	DIN	UNF	UNI	SS	AFNOR	JIS
K Cast iron	Gray cast iron								
	GC100	-	No20B	GG10	-	G10	0110	Ft10D	FC100
	GC150	Grade150	No25B	GG15	-	G14	0115	Ft15D	FC150
	GC200	Grade220	No30B	GG20	-	G20	0120	Ft20D	FC200
	GC250	Grade260	No35B	GG25	-	G25	0125	Ft25D	FC250
	GC300	Grade300	GNo45B	GG30	-	G30	0130	Ft30D	FC300
	GC350	Grade350	No50B	GG35	-	G35	0135	Ft35D	FC350
	GCD400	SNG420/12	060-40-18	GGG40	-	GS400-12	0717-02	FCS400-12	FCD40
	GCD500	SNG500/7	80-55-06	GGG50	-	GS500/7	0727-02	HGS500-7	FCD500
	GCD600	SNG600/3	-	GGG60	-	GS600/3	0732-03	FGS600-3	FCD600
GCD700	SNG700/2	100-70-03	GGG70	-	GS700/2	0737-01	FGS700-2	FCD700	
Aluminium	Ductile cast iron								
	-	B340/12	32510	GTS-35	-	-	0815	MN35-10	-
	-	P440/7	40010	GTS-45	-	-	0852	-	-
	-	P510/4	50005	GTS-55	-	-	0854	MP50-5	-
	-	P570/3	70003	GTS-65	-	-	0858	MP60-3	-
Aluminium alloy									
-	LM6	A413.2	G-AISI12	-	-	4261	-	-	
-	LM9	A360.2	G-AISI10Mg(Cu)	-	-	4253	-	-	
-	LM20	A413.1	G-AISI12(Cu)	-	-	4260	-	-	
-	LM24	A380.1	GD-AISI8Cu	-	-	4250	3-	-	
-	-	A413.0	GD-AISI12	-	-	4247	-	-	

98 TUNGSTEN CARBIDE ISO GRADES

Grade Selection

Material	Class of symbol	Grade	Hardness	Work-piece	Application	Working conditions	High performance direction	
							Cutting condition	Quality of tip
P	P01	ST05	92.0 and over 120 and over	Steels, Cast steels	Precision turning, precision boring	Continuous cutting conditions at high speeds	Cutting Speed Feed Speed Hardness Toughness	
	P10	ST10	91.5 and over 150 and over	Steels, Cast steels	Turning, Copy machin- ing, Threading, Finish milling	Continuous cutting conditions at high speeds		
	P20	ST20	91.0 and over 165 and over	Steels, Cast steels, Malleable cast iron	Turning, Copy machining, Milling	Semi-continuous cutting conditions at medium speeds		
	P30	ST30A ST30E	89.5 and over 175 and over	Steels, Cast steels, Malleable cast iron	Turning, Milling	Interrupted cutting conditions.		
M	M10	U10	91.5 and over 140 and over	Steels, Cast steels, Cast iron	Turning, Milling	Continuous cutting conditions at high speeds	Cutting Speed Feed Speed Hardness Toughness	
	M20	U2	90.5 and over 170 and over	Steels, Cast steels, Cast iron	Turning, Milling	Continuous cutting conditions at high speeds		
				Hadfield, Steels, Austenite Steels, Special cast iron	Turning, Milling	Continuous cutting conditions at high speeds		
M40	U40	88.5 and over 220 and over	Steels, Cast steels, Cast iron, Austenite steels, Special cast iron, Heat resisting alloy	Turning, Milling Planing, Cutting-off	Continuous cutting conditions at high speeds			
K	K01	H02	92.5 and over 130 and over	Cast iron	Precision Turning, Precision boring, Surface finish milling	Continuous cutting conditions at high speeds.	Cutting Speed Feed Speed Hardness Toughness	
				High hardness cast iron, Quenched steels	Turning			
				Black lead, Hard paper, Ceramic High Si-Al				
	K10	H01	92.0 and over 140 and over	Cast iron, Malleable cast iron	Turning, Milling, boring, Reamer	Continuous cutting conditions at medium speeds		
				Quenched steels	Turning			
			Si-Al alloy, High hardness copper, Glass, Ceramic, Hard rubber, Hard paper, Synthetic resin					
K20	G10 G2	90.0 and over 160 and over	Cast iron(Hb200 and below)	Turning, Milling, Planing, boring, Reamer, Broach	Semi-continuous cutting conditions at medium speeds			
K30	G3	89.0 and over 210 and over	Low hardness cast iron, Copper, Aluminium	Turning, Milling, Planing, copy machining	Interrupted cutting conditions.			

Application range of TMX grades

ISO	Coated Carbide		Uncoated Carbide		Cermet	
	Turning	Milling	Turning	Milling	Turning	Milling
P	P01	NC310 NC3015			CN100	
	P10	NC3020	NCM325		CN200	
	P20	NC330	PC3530 PC230			
	P30		PC130			
	P40		NCM335			
M	M01					
	M10	NC9020	NCM325			
	M20	PC9030 NC330	PC9530 NCM335			
	M30					
	M40					
K	K01	NC305K	NCM310K PC205K			
	K10	NC315K	PC215K	H01	H01	
	K20		NCM320K			
	K30					
	K40					
Z	Z10					
	Z20					

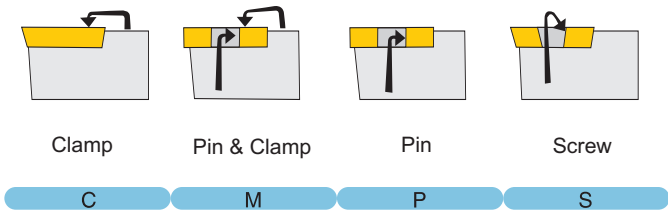
100 CROSSOVER CHART

Crossover Chart for Turning

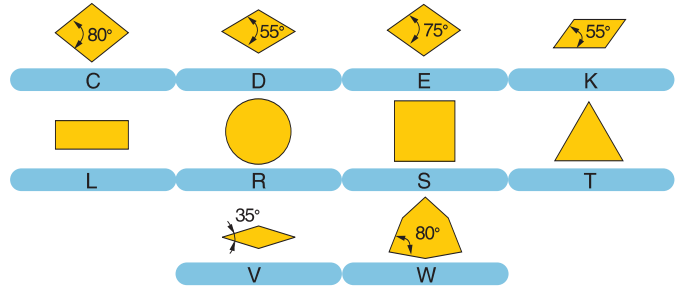
APPLICATION			TMX		SUMITO-MO	SANDVIK	KENNA-METAL	KYOCERA	MITSUBI-SHI	ISCAR	TOSHIBA	SECO	WALTER	DUJET
			Main	Sub										
N E G A T I V E	S T E E L S	EXTREME FINISHING	HU		FA	QF	FF	GP DP CF	FH	SF	TF	FF1 F1, F2		F1 FA
		FINISHING	HF	GF	SU, SK SP LU	PF	FN FP FW	CQ HQ	SH	NF	TS, AS 11 17	MF2	NF NF3 NF5	FT UA
		MEDIUM FINISHING	HC	HM	SX UU	SM		CQ HQ	SH	NF RF LF	MJ	MF1	NS4 NS8	GP UR PF
		MEDIUM ROUGHING	HM	GM	GU UX UG	PM QM	MN MP MW	GS HS CS	MA MH	TF PP	TM	M3 MR3	NM, NM4 NM5, NM6 NM7	UB GG
		ROUGHING	HR	GR	MU MX	PR	RN CT	GT HT ★	GH	NR	TH	MR4 M5 MR7	NR5 NR7	UD
		HEAVY	GH HH		HG MP HP	HR	RH SP HP	HX	HZ, HV HH HX	TNM	TU 57 65	RR9 R4		UC
		WIPER	HW		LUW GUW	WF WM WR	MW FW	WQ	MW SW	WF WG	ASW	M3 M5	NF, PF NM, PM	
	GENERAL	B25	GR	UZ	23	MG	★	MT, MV	GN					GN
	STAINLESS STEEL MILD STEEL	HA HS GS	HM GR	SU, EX MU, FL (GU)	MF MM, QM MR	FF, FW FP, MP MW, RN	GU, HU XP, XQ XS	FS, FJ SH, MJ MS, GJ GH	PP TF	TF SS SA TU, MS	MF1 MF3 M5	NS4 NM4 NR7	SF	
	CAST IRON	GR	B20 B25 HR	UZ UX ★	KF KM, QM KR, QR	FF, FW MP, MW RN	GC ★ ZS	★ ★	GN	★ ★ ★	MF3 M5 33, CM	NS4, NS8 ★ NM4		
ALUMINIUM	HA				F GP MS	AH		PP						
P O S I T I V E	C A S T I R O N	FINISHING	HFP	C05	FP FK	PF KF	MT-UF MT-LF GT-LF	GP DP HQ	FV SQ	∅ SM	01 PF	F1	PF4 PF5	FT
		MEDIUM FINISHING	HMP		SJ, SU SK	(PM) (KM)	MF	XQ HQ	R/L R/L-F	14, SM 17, 19	PS 23 PM	F1 F2	PS4 PS5	
		MEDIUM ROUGHING	C25	HMP	SF MU	(PR) (KR)	MT-MF GM	★ G	MV MQ ★	19	24 ★	F2	PM2, PM5 (PR5)	
	ALUMINIUM & ALLOY	AK		AG	AL	HP	A3		AS	PP	AI		ALU ACB	
	STAINLESS STEEL MILD STEEL	HMP	AK	MU	MF, MM MR	LF	(XQ)	FV ★	14, SM 17, 19	SS		PS4 PM5		
	INDEXABLE DRILLIN-DEXABLE	C20 DS, DA DM	C21	S04 R06	51, 53 56, 58		★ SU, SP		SW, GF GG, DT		C1, P1 85, 86			

102 TURNING TOOLHOLDER CODE SYSTEM

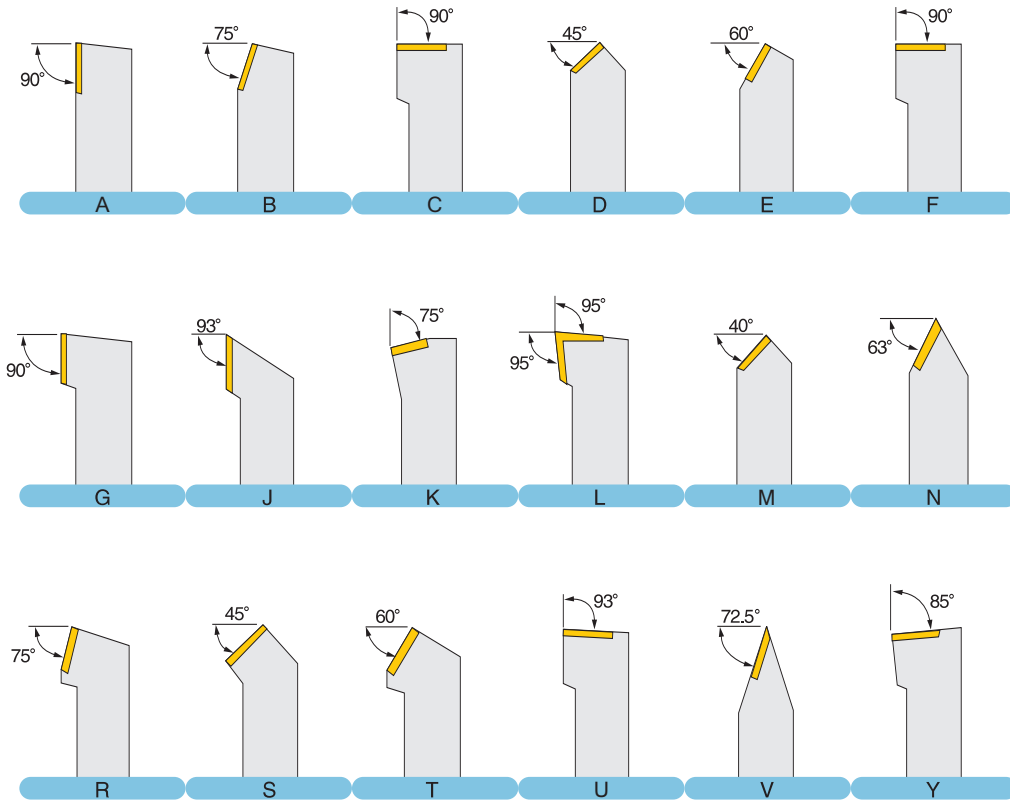
Clamping System



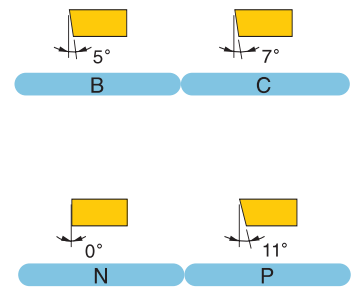
Insert Shape



Holder Style

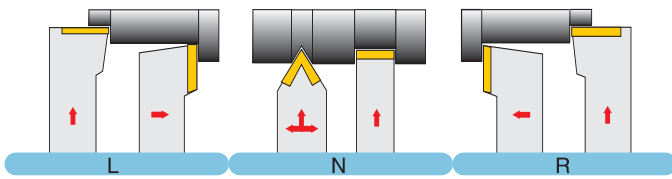


Insert Relief Angle

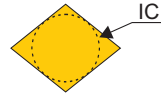


TURNING TOOLHOLDER CODE SYSTEM 103

Hand of Tool



Insert Inner Circle

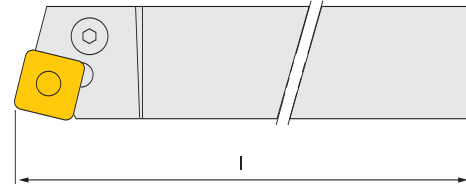
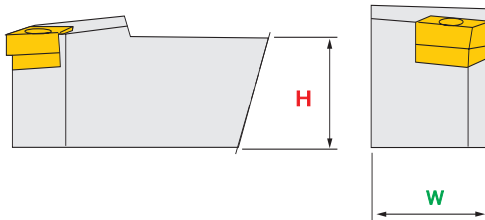


Insert IC	
1.2 = 5/32"	3 = 3/8"
1.5 = 3/16"	4 = 1/2"
1.8 = 7/32"	5 = 5/8"
2 = 1/4"	6 = 3/4"
2.5 = 5/16"	8 = 1"
	10 = 1 1/4"

16 - 3 D

Shank Size

Total Length of Holder



Square shank size in 1/16" increments

OR

1st digit = W in 1/8" increments

2nd digit = H in 1/4" increments

Common Shank Sizes	
5	= 5/16 x 5/16
6	= 3/8 x 3/8
8	= 1/2 x 1/2
10	= 5/8 x 5/8
12	= 3/4 x 3/4
16	= 1 x 1
85	= 1-1/4 x 1
20	= 1-1/4 x 1-1/4
24	= 1-1/2 x 1-1/2
86	= 1-1/2 x 1
32	= 2 x 2

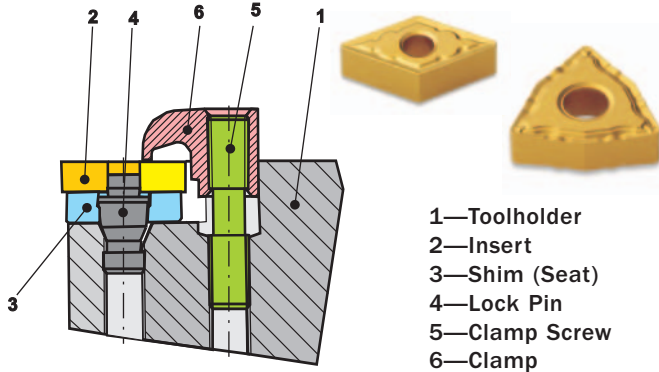
Length in inches

J	= 3.5
A	= 4
B	= 4.5
C	= 5
D	= 6
E	= 7
F	= 8

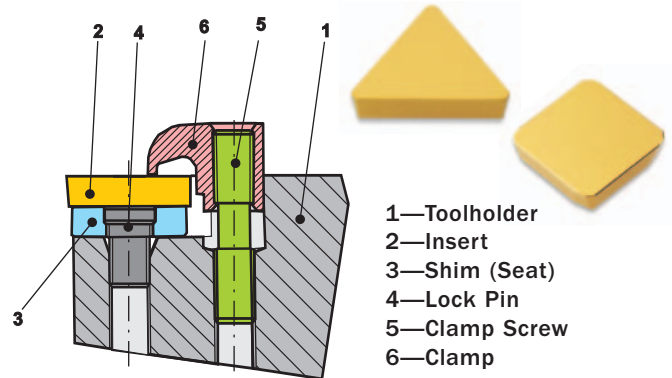
104 TURNING TOOLHOLDER CODE SYSTEM

Mounting Systems

Combination Pin & Clamp "M" System

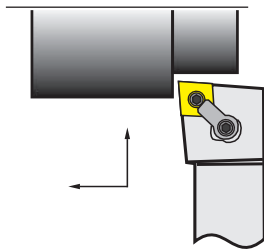


Combination Screw & Clamp "C" System

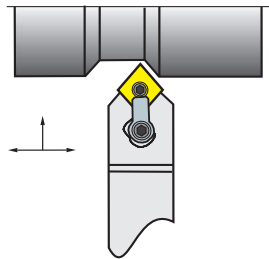


Styles

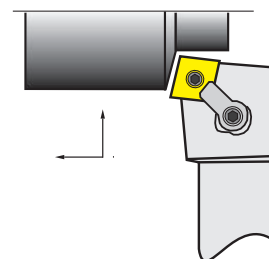
MC.. CNM.. style inserts



5° End or Side Cutting Edge
MCLNR/L
6-710-

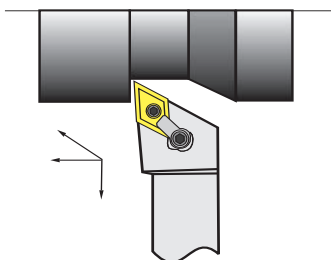


40° Side Cutting Edge Angle
MCMNN
6-711-

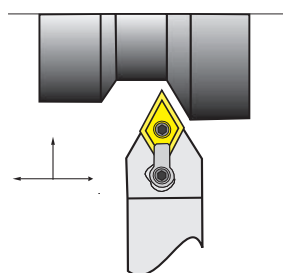


15° Side Cutting Edge Angle
MCRNR/L
6-712-

MC.. DNM.. style inserts

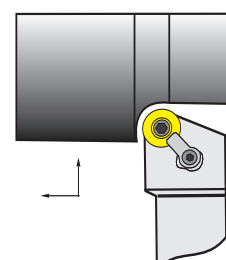


3° Side Cutting Edge Angle
MDJNNR/L
6-715-



27.5° Side Cutting Edge Angle
MDPNN
6-714-

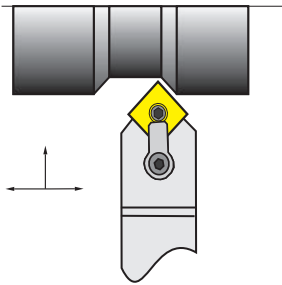
MC.. DNM.. style inserts



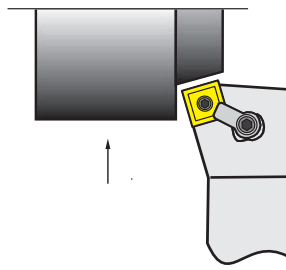
0° End or Side Cutting Edge Angle
MARGNR/L
6-700-

Styles (Continued)

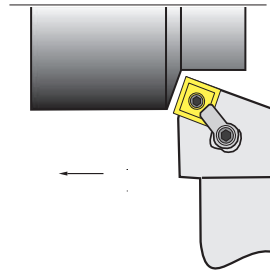
MC.. SNM.. style inserts



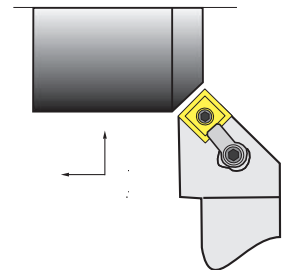
45° Side Cutting
Edge Angle
MSDNN
6-734-



15° End Cutting
Edge Angle
MSKNR/L
6-737-

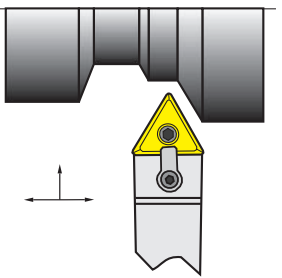


15° Side Cutting
Edge Angle
MSRNR/L
6-736-

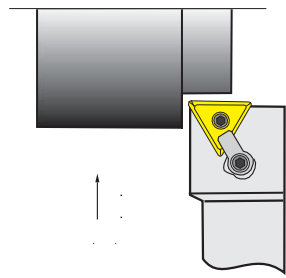


45° Side Cutting
Edge Angle
MSSNR/L
6-735-

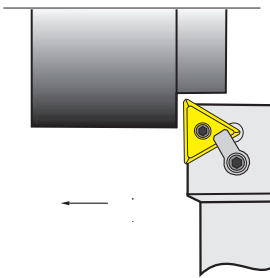
MT.. TNM.. style inserts



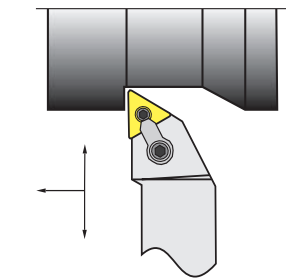
30° Side Cutting
Edge Angle
MTENN
6-741-



0° End Cutting
Edge Angle
MTFNR/L
6-746-

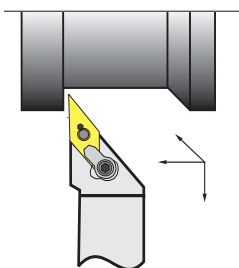


0° Side Cutting
Edge Angle
MTGNR/L
6-742-

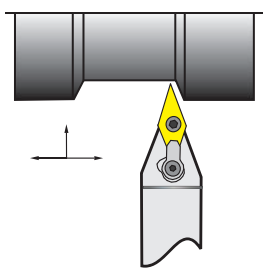


3° Side Cutting
Edge Angle
MTJNR/L
6-740-

MV.. VNM.. style inserts

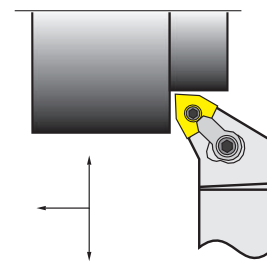


3° Side Cutting Edge Angle
MVJNR/L
6-755-



17.5° Side Cutting Edge Angle
MVVNN
6-754-

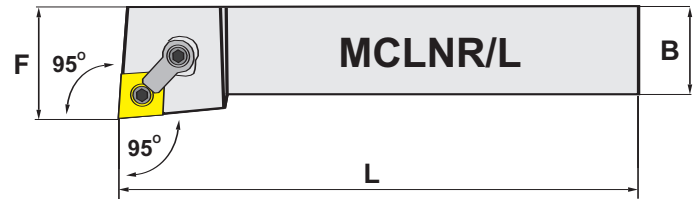

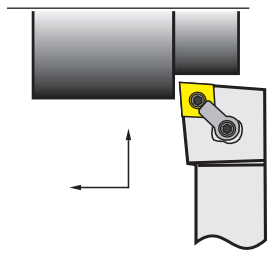
MW.. WNM.. style inserts



5° End or Side Cutting Edge Angle
MWLNR/L
6-750-

MCLN R/L Toolholders

System M & C for negative 80° diamond CNM... inserts.



5° End or Side Cutting Edge Angle.

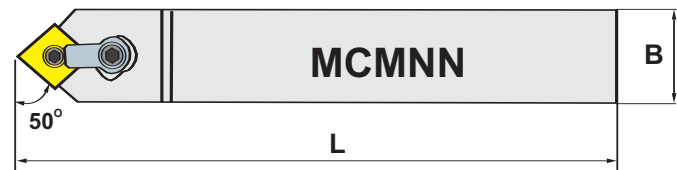

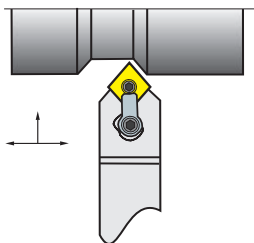
Style	Shank H = B	OAL L	Head F	CNM... Insert	Code No.: 6-710-			Spare Parts Code No. 6-998-					
					Toolholders		Sets	Shim	Shim Screw	Lock Pin	Clamp	Clamp Screw	Hex Key
					RH	LH	RH						
MCLNR/L 12-4B	3/4	4-1/2	1.0	432	012R	012L	512R	-6009 ICSN-433	-6543*	-6265 NL-46	-6415 CL-20	-6526 XNS-48	-150 & -153
MCLNR/L 16-4D	1	6	1.25		016R	016L	516R						
MCLNR/L 20-4D	1-1/4	6	1.50		020R	020L	-						
MCLNR/L 24-4D	1-1/2	6	2		024R	024L	-						
MCLNR/L 16-5D	1	6	1.25	543	116R	116L	-	-6015 ICSN-533	-6545*	-6270 NL-58	-6411	-6531 XNS-510	-153 & -159
MCLNR/L 20-5D	1-1/4	6	1.50		120R	120L	-						
MCLNR/L 24-5D	1-1/2	6	2		124R	124L	-						
MCLNR/L 16-6D	1	6	1.25		216R	216L	-						
MCLNR/L 20-6D	1-1/4	6	1.50	220R	220L	-							
MCLNR/L 24-6E	1-1/2	7	2	224R	224L	-							

Sets include Holder and 10 TiN coated inserts.

*Screws for system C only

MCMNN Toolholders

System M & C for negative 80° diamond CNM... inserts.



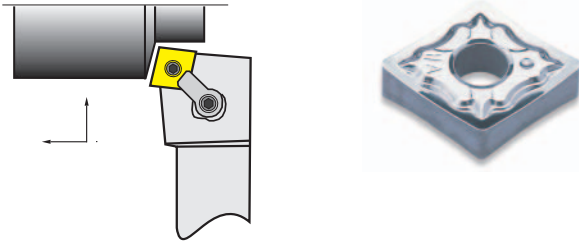
40° Side Cutting Edge Angle.

Style	Shank H = B	OAL L	CNM... Insert	Toolholders	Spare Parts Code No. 6-998-					
				Code No.	Shim	Shim Screw	Lock Pin	Clamp	Clamp Screw	Hex Key
MCMNN 16-4D	1	6	432	6-711-016	-6009 ICSN-433	-6543*	-6265 NL-46	-6415 CL-20	-6526 XNS-48	-150 & -153
MCMNN 20-5D	1-1/4	6	543	6-711-120	-6015 ICSN-533	-6545*	-6270 NL-58	-6411	-6531 XNS-510	-153 & -159
MCMNN 20-6D	1-1/4	6	643	6-711-220	-6020 ICSN-633	-6547*	-6275 NL-68	CL-12	XNS-510	156 & -159

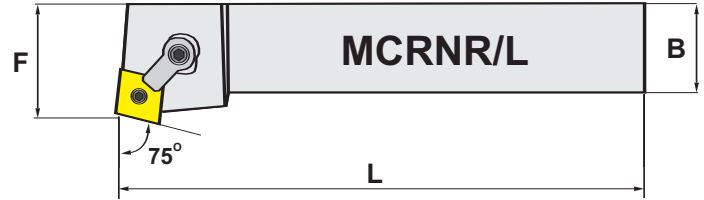
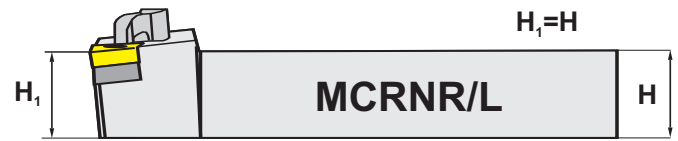
*Screws for system C only

MCRN R/L Toolholders

System M & C for negative 80° diamond CNM... inserts.



15° Side Cutting Edge Angle.

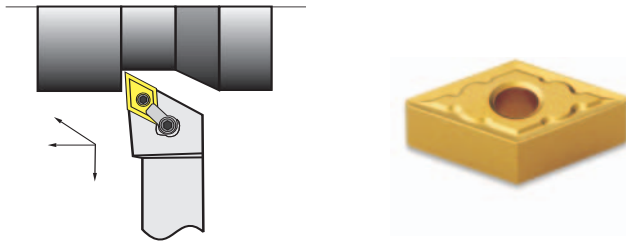


Style	Shank H = B	OALL	Head	CNM... Insert F	Toolholders		Spare Parts Code No. 6-998-					
					Code RH	Code LH	Shim	Shim Screw	Loc Pin	Clamp	Clamp Screw	Hex Key
MCRNR/L 16-4D	1	6	1.25	432	6-712-016R	6-712-016L	-6009 ICSN-433	-6543*	-6265 NL-46	-6415 CL-20	-6526 XNS-48	-150 & -153
MCRNR/L 20-5D	1-1/4		1.50	543	6-712-120R	6-712-120L	-6015 ICSN-533	-6545*	-6270 NL-58	-6411 CL-12	-6531 XNS-510	-153 & -159
MCRNR/L 20-6D	1-1/4		1.50	643	6-712-220R	6-712-220L	-6020 ICSN-633	-6547*	-6275 NL-68			-156 & -159

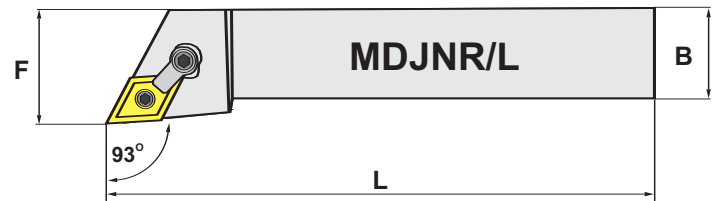
*Screws for system C only

MDJN R/L Toolholders

System M & C for negative 55° diamond DNM... inserts.



3° Side Cutting Edge Angle.

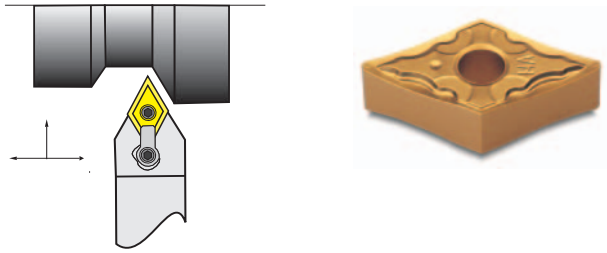


Style	Shank		OAL L	Head F	DNM... Insert	Toolholders		Spare Parts Code No. 6-998-					
	H	B				Code RH	Code LH	Shim	Shim Screw	Lock Pin	Clamp	Clamp Screw	Hex Key
MDJNR/L 12-4B	3/4	3/4	4-1/2	1.00	432	6-715-124R	6-715-124L	-6081 IDSN-433	-6543*	-6265 NL-46	-6411 CL-12	-6531 XNS-510	-150 & -159
MDJNR/L 16-4D	1	1	6	1.25		6-715-165R	6-715-165L						
MDJNR/L 20-4D	1-1/4	1-1/4	6	1.50		6-715-204R	6-715-204L						
MDJNR/L 24-4D	1-1/2	1-1/2	6	2.00		6-715-244R	6-715-244L						
MDJNR/L 85-4D	1-1/4	1	6	1.25		6-715-285R	6-715-285L						
MDJNR/L 16-5D	1	1	6	1.25	543	6-715-416R	6-715-416L	-6086 IDSN-533	-6545*	-6270 NL-58"	-6411 CL-12	-6531 XNS-510	-153 & -159
MDJNR/L 20-5D	1-1/4	1-1/4	6	1.50		6-715-420R	6-715-420L						
MDJNR/L 24-5D	1-1/2	1-1/2	6	2.00		6-715-424R	6-715-424L						
MDJNR/L 86-5E	1-1/2	1	7	1.25		6-715-486R	6-715-486L						

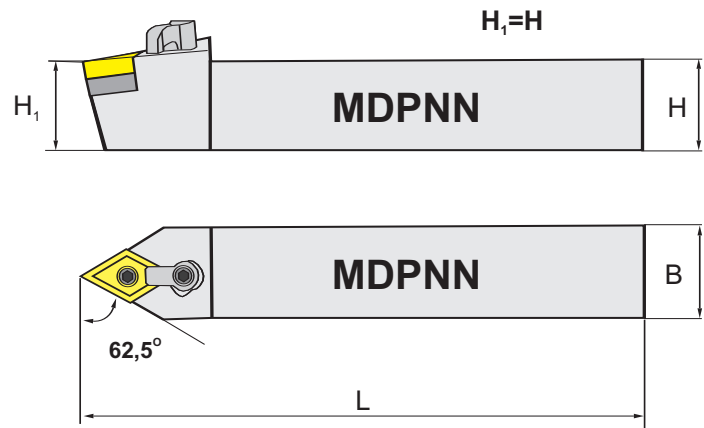
*Screws for system C only

MDPNN Toolholders

System M & C for negative 55° diamond DNM... inserts.



27.5° Side Cutting Edge Angle.

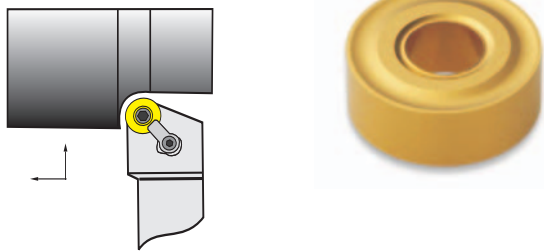


Style	Shank H = B	OAL L	DNM... Insert	Toolholders		Spare Parts Code No. 6-998-						
				Code No.	Shim	Shim Screw	Lock Pin	Clamp	Clamp Screw	Hex Key		
MDPNN 16-4D	1	6	432	6-714-165	-6081	-6543*	-6265 NL-46	-6411	-6531	CL-12	XNS-510	-150
MDPNN 20-4D	1-1/4			6-714-204	IDSN-433							-159
MDPNN 20-5D	1-1/4	6	543	6-714-320	-6086	-6545*	-6270 NL-58	CL-12	XNS-510	-153	-159	-153
MDPNN 24-5D	1-1/2			6-714-324	IDSN-533							-159

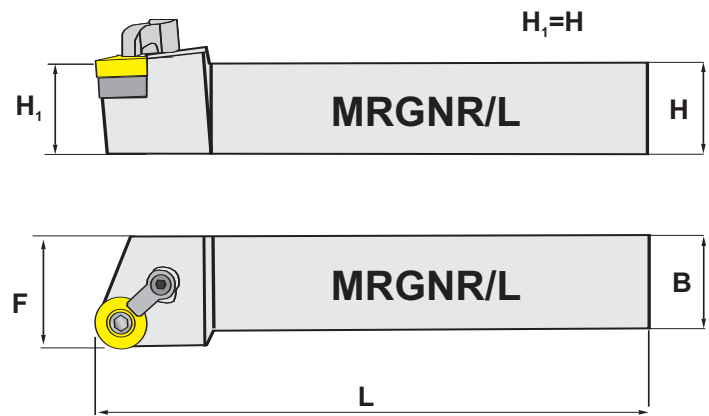
*Screws for system C only

MRGN R/L Toolholders

System M & C for negative round RNM... inserts.



0° Side & End Cutting Edge Angle.

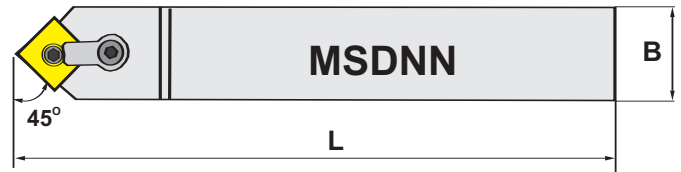

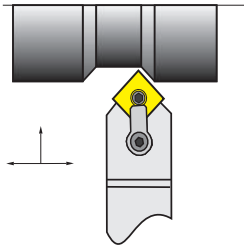


Style	Shank H = B	OAL L	Head F	RNM... insert	Toolholders		Spare Parts Code No. 6-998-					
					Code RH	Code LH	Shim	Shim Screw	Lock Pin	Clamp	Clamp Screw	Hex Key
MRGNR/L 12-3B	3/4	4.5	1	32	6-700-012R	6-700-012L	-6122	-6541*	-6254	-6405	-6515	-147
MRGNR/L 16-3D	1				6	1-1/4						
MRGNR/L 12-4B	3/4	4.5	1	43	6-700-112R	6-700-112L	-6123	6543*	-6265	-6415	-6526	-150
MRGNR/L 16-4D	1				6	1-1/4						
MRGNR/L 20-4D	1-1/4	6	1-1/2		6-700-204R	6-700-204L						

*Screws for system C only

MSDNN Toolholders

System M & C for negative square SNM... inserts.



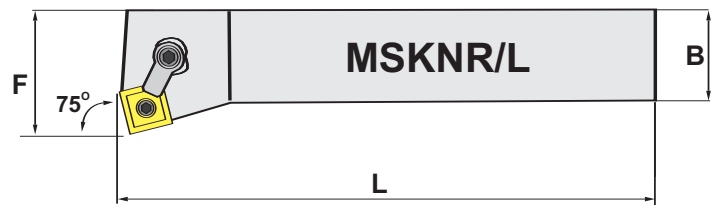
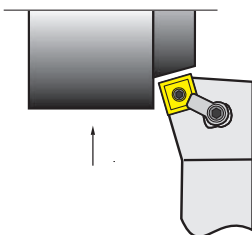
45° Side Cutting Edge Angle.

Style	Shank		OAL L	SNM... Insert	Toolholders Code No.	Spare Parts Code No. 6-998-					
	B	H				Shim	Shim Screw	Lock Pin	Clamp	Clamp Screw	Hex Key
MSDNN 12-4B	3/4	3/4	4.5	432	6-734-412	-6100 ISSN-433	-6543*	-6265 NL-46	-6415 CL-20	-6526 XNS-48	-150 & -153
MSDNN 16-4D	1	1	6		6-734-416						
MSDNN 85-4D	1	1-1/4	6		6-734-485						
MSDNN 16-5D	1	1	6	543	6-734-516	-6108 ISSN-533	-6545*	-6270 NL-58	-6411 CL-12	-6531 XNS-510	-153 & -159
MSDNN 20-5D	1-1/4	1-1/4	6		6-734-520						
MSDNN 85-5D	1	1-1/4	6		6-734-585						
MSDNN 86-5E	1	1-1/2	7		6-734-586						
MSDNN 16-6D	1	1	6	643	6-734-616	-6113 ISSN-633	-6547*	-6275 NL-68	-6411 CL-12	-6531 XNS-510	156 & -159
MSDNN 20-6D	1-1/4	1-1/4	6		6-734-620						
MSDNN 24-6E	1-1/2	1-1/2	7		6-734-624						
MSDNN 85-6D	1	1-1/4	6		6-734-685						
MSDNN 86-6E	1	1-1/2	7		6-734-686						

*Screws for system C only

MSKN R/L Toolholders

System M & C for negative square SNM... inserts.



15° End Cutting Edge Angle.

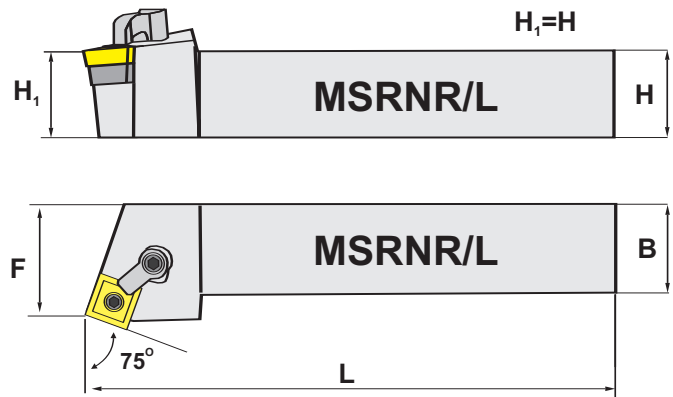
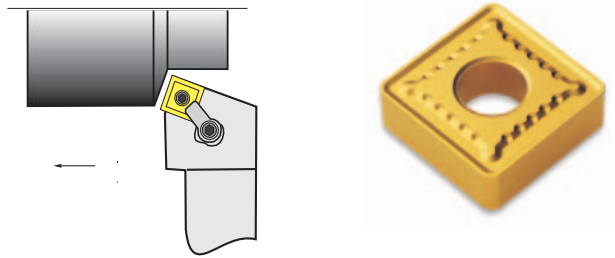
Style	Shank H = B	OAL L	Head F	SNM... Insert	Toolholders		Spare Parts Code No. 6-998-					
					Code RH	Code LH	Shim	Shim Screw	Lock Pin	Clamp	Clamp Screw	Hex Key
MSKNR/L 12-4B	3/4	4.5	1	432	6-737-012R	6-737-012L	-6100 ISSN-433	-6543*	-6265 NL-46	-6415 CL-20	-6526 XNS-48	-150 & -153
MSKNR/L 16-4D	1	6	1-1/4		6-737-016R	6-737-016L						
MSKNR/L 16-5D	1	6	1-1/4	543	6-737-116R	6-737-116L	-6108 ISSN-533	-6545*	-6270 NL-58	-6411 CL-12	-6531 XNS-510	-153 & -159
MSKNR/L 20-5D	1-1/4	6	1-1/2		6-737-120R	6-737-120L						
MSKNR/L 20-6D	1-1/4	6	1-1/2	643	6-737-220R	6-737-220L	-6113 ISSN-633	-6547*	-6275 NL-68	-6411 CL-12	-6531 XNS-510	156 & -159
MSKNR/L 24-6E	1-1/2	7	2		6-737-224R	6-737-224L						

*Screws for system C only

110 TURNING

MSRN R/L Toolholders

System M & C for negative square SNM... inserts.



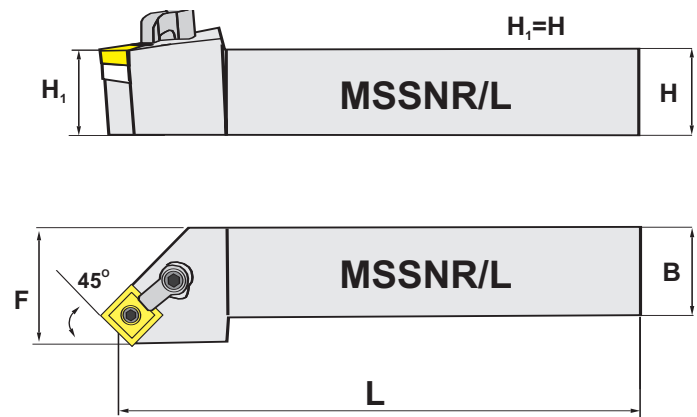
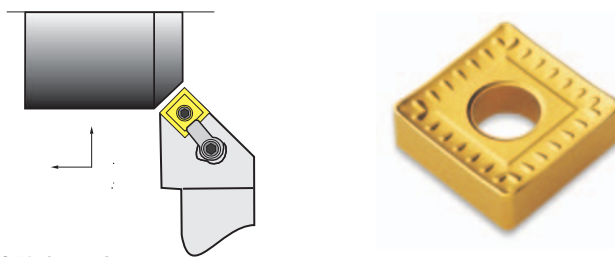
15° Side Cutting Edge Angle.

Style	Shank H = B	OAL L	Head F	SNM... Insert	Toolholders		Spare Parts Code No. 6-998-					
					Code RH	Code LH	Shim	Shim Screw	Lock Pin	Clamp	Clamp Screw	Hex Key
MSRNR/L 12-4B	3/4	4.5	.880	432	6-736-124R	6-736-124L	-6100 ISSN-433	-6543*	-6265 NL-46	-6415 CL-20	-6526 XNS-48	-150 & -153
MSRNR/L 16-4D	1	6	1.130		6-736-165R	6-736-165L						
MSRNR/L 20-4D	1-1/4	6	1.350		6-736-204R	6-736-204L						
MSRNR/L 16-5D	1	6	1.103	543	6-736-316R	6-736-316L	-6108 ISSN-533	-6545*	-6270 NL-58	-6411	-6531	-153 & -159
MSRNR/L 20-5D	1-1/4	6	1.353		6-736-320R	6-736-320L						
MSRNR/L 16-6D	1	6	1.071	643	6-736-416R	6-736-416L	-6113 ISSN-633	-6547*	-6275 NL-68	CL-12	XNS-510	156 & -159
MSRNR/L 20-6D	1-1/4	6	1.315		6-736-420R	6-736-420L						
MSRNR/L 24-6E	1-1/2	7	1.821		6-736-424R	6-736-424L						

*Screws for system C only

MSSN R/L Toolholders

System M & C for negative square SNM... inserts.



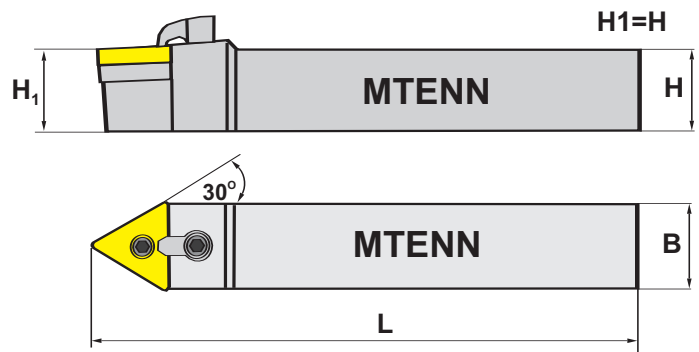
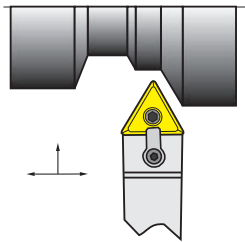
45° Side Cutting Edge Angle.

Style	Shank H = B	OAL L	Head F	SNM... Insert	Toolholders		Spare Parts Code No. 6-998-					
					Code RH	Code LH	Shim	Shim Screw	Lock Pin	Clamp	Clamp Screw	Hex Key
MSSNR/L 12-4B	3/4	4-1/2	0.675	432	6-735-124R	6-735-124L	-6100 ISSN-433	-6543*	-6265 NL-46	-6415 CL-20	-6526 XNS-48	-150 & -153
MSSNR/L 16-4D	1	6	0.925		6-735-165R	6-735-165L						
MSSNR/L 16-5D	1	6	.847	543	6-735-216R	6-735-216L	-6108 ISSN-533	-6545*	-6270 NL-58	-6411	-6531	-153 & -159
MSSNR/L 20-5D	1-1/4	6	1.090		6-735-220R	6-735-220L						
MSSNR/L 20-6D	1-1/4	6	1.011	643	6-735-320R	6-735-320L	-6113 ISSN-633	-6547*	-6275 NL-68	CL-12	XNS-510	-159
MSSNR/L 24-6E	1-1/2	7	1.492		6-735-324R	6-735-324L						

*Screws for system C only

MTENN Toolholders

System M & C for negative 60° triangle TNM... inserts.



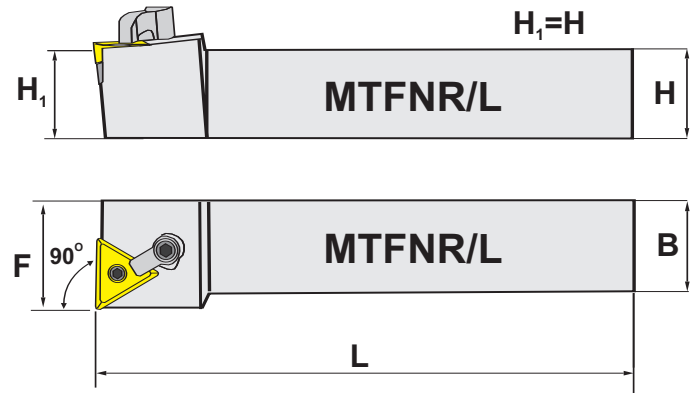
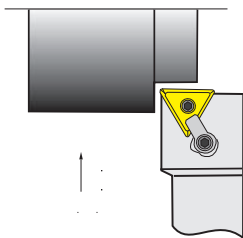
45° Side Cutting Edge Angle.

Style	Shank H = B	Head F	OAL L	TNM... Insert	Toolholder Code RH	Spare Parts Code No. 6-998-					
						Shim	Shim Screw	Lock Pin	Clamp	Clamp Screw	Hex Key
MTENN 10-3B	5/8	5/8	4.5	332	6-741-310	-6053 ITSN-333	-6541*	-6255 NL-34L	-6405 CL-06	-6515 XNS-37	-147 & -150
MTENN 12-3B	3/4	3/4	4.5		6-741-312						
MTENN 64-3D	3/4	1	6		6-741-364						
MTENN 12-4B	3/4	3/4	4.5	432	6-741-412	-6060 ITSN-433	-6543*	-6265 NL-46	-6415 CL-20	-6526 XNS-48	-150 & -153
MTENN 16-4D	1	1	6		6-741-416						
MTENN 85-4D	1	1-1/4	6		6-741-485						
MTENN 86-4E	1	1-1/2	7		6-741-486						
MTENN 16-5D	1	1	6	543	6-741-516	-6070 ITSN-533	-6547*	-6270 NL-58	-6415 CL-20	-6526 XNS-48	-153
MTENN 20-5D	1-1/4	1-1/4	6		6-741-520						
MTENN 24-5E	1-1/2	1-1/2	7		6-741-524						
MTENN 86-5E	1	1-1/2	7		6-741-585						

*Screws for system C only

MTFNR/L Toolholders

System M & C for negative 60° triangle TNM... inserts.



15° End Cutting Edge Angle.

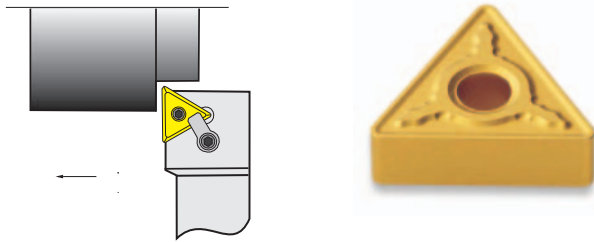
Style	Shank H = B	OAL L	Head F	TNM... Insert	Toolholders		Spare Parts Code No. 6-998-					
					Code RH	Code LH	Shim	Shim Screw	Lock Pin	Clamp	Clamp Screw	Hex Key
MTFNR/L 12-3B	3/4	4.5	1	332	6-746-012R	6-746-012L	-6053 ITSN-333	-6541*	-6255 NL-34L	-6405 CL-6	-6515 XNS-37	-147 & -150
MTFNR/L 16-3D	1	6	1-1/4		6-746-016R	6-746-016L						
MTFNR/L 16-4D	1	6	1-1/4	432	6-746-216R	6-746-216L	-6060 ITSN-433	-6543*	-6265 NL-46	-6415 CL-20	-6526 XNS-48	-150 & -153
MTFNR/L 20-4D	1-1/4	6	1-1/2		6-746-220R	6-746-220L						
MTFNR/L 20-5D	1-1/4	6	1-1/2	543	6-746-320R	6-746-320L	-6070 ITSN-533	-6545*	-6270 NL-58			-153

*Screws for system C only

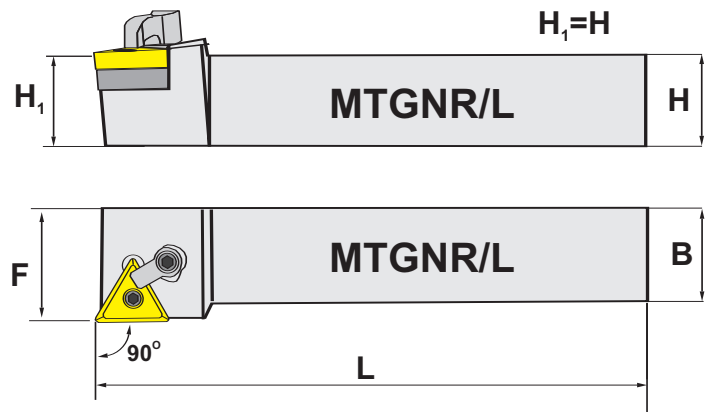
112 TURNING

MTGN R/L Toolholders

System M & C for negative 60° triangle TNM... inserts.



0° Side Cutting Edge Angle.



Style	Shank H = B	OAL L	Head F	TNM... Insert	Toolholders		Spare Parts Code No. 6-998-					
					Code RH	Code LH	Shim	Shim Screw	Lock Pin	Clamp	Clamp Screw	Hex Key
MTGNR/L 12-3B MTGNR/L 16-3D	3/4 1	4.5 6	1 1-1/4	332	6-742-012R 6-742-016R	6-742-012L 6-742-016L	-6053 ITSN-333	-6541*	-6255 NL-34L	-6405 CL-6	-6515 XNS-37	-147 & -150
MTGNR/L 16-4D MTGNR/L 20-4D	1 1-1/4	6	1-1/4 1-1/2	432	6-742-216R 6-742-220R	6-742-216L 6-742-220L	-6060 ITSN-433	-6543*	-6265 NL-46	-6415 CL-20	-6526 XNS-48	-150 & -153
MTGNR/L 20-5D	1-1/4	6	1-1/2	543	6-742-320R	6-742-320L	-6070 ITSN-533	-6545*	-6270 NL-58			-153

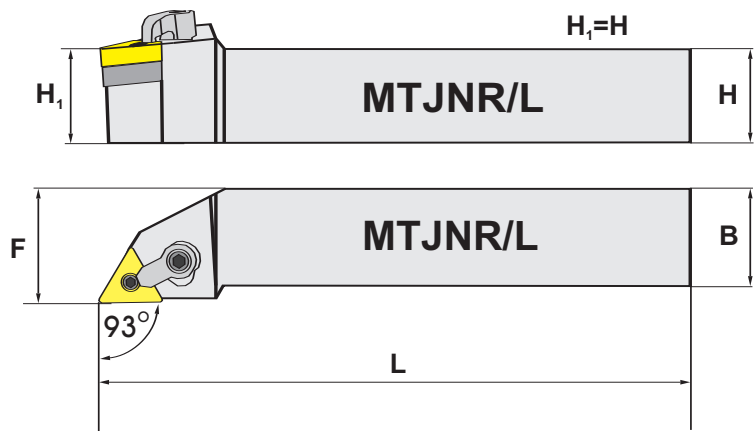
*Screws for system C only

MTJN R/L Toolholders

System M & C for negative 60° triangle TNM... inserts.



45° Side Cutting Edge Angle.

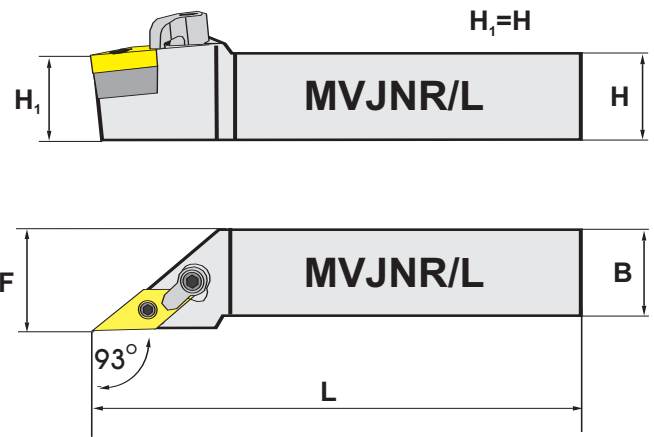
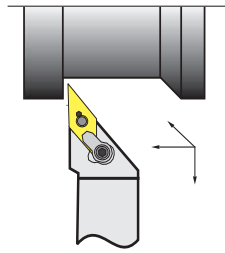


Style	Shank		OAL L	Head F	TNM... Insert	Toolholders		Spare parts Code No. 6-998-					
	H	B				Code RH	Code LH	Shim	Shim Screw	Lock Pin	Clamp	Clamp Screw	Hex Key
MTJNR/L 10-3B MTJNR/L 12-3B MTJNR/L 16-3D	5/8 3/4 1	5/8 3/4 1	4-1/2 4-1/2 6	.675 1.000 1.250	332	6-740-010R 6-740-012R 6-740-016R	6-740-010L 6-740-012L 6-740-016L	-6053 ITSN-333	-6541*	-6255 NL-34L	-6405 CL-6	-6515 XNS-37	-147 & -150
MTJNR/L 16-4D MTJNR/L 20-4D	1 1-1/4	1 1-1/4	6	1.250	432	6-740-116R 6-740-120R	6-740-116L 6-740-120L	-6060 ITSN-433	-6543*	-6265 NL-46	-6411 CL-20	-6520 XNS-48	-150 & -159
MTJNR/L 16-5D MTJNR/L 20-5D MTJNR/L 24-5D MTJNR/L 24-5E MTJNR/L 85-5D MTJNR/L 86-5E	1 1-1/4 1-1/2 1-1/2 1 1	1 1-1/4 1-1/2 1-1/2 1-1/4 1-1/2	6 6 6 7 6 7	1.250 1.500 2.000 2.000 1.250 1.250	543	6-740-216R 6-740-220R 6-740-224R 6-740-226R 6-740-230R 6-740-235R	6-740-216L 6-740-220L 6-740-224L 6-740-226L 6-740-230L 6-740-235L	-6070 ITSN-533	-6545*	-6270 NL-58	-6411 CL-20	-6520 XNS-48	-153

*Screws for system C only

MVJN R/L Toolholders

System M & C for negative 35° diamond VNM... inserts.



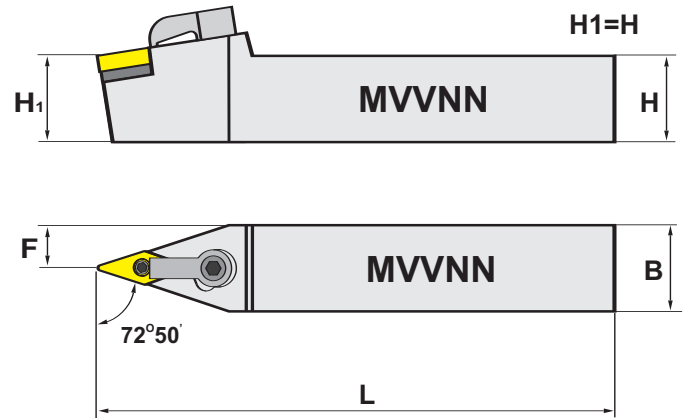
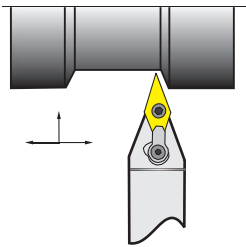
3° Side Cutting Edge Angle.

Style	Shank H = B	OAL L	Head F	VNM... Insert	Toolholders		Spare Parts Code No. 6-998-					
					Code RH	Code LH	Shim	Shim Screw	Lock Pin	Clamp	Clamp Screw	Hex Key
MVJNR/L 12-3B	3/4	4-1/2	1.00	332	6-755-012R	6-755-012L	-6074 IVSN-322	-6541*	-6255 NL34L	-6423 CL30	-6531 XNS-510	-147 & -159
MVJNR/L 16-3D	1	6	1.25		6-755-016R	6-755-016L						
MVJNR/L 20-3D	1-1/4	6	1.50		6-755-020R	6-755-020L						
MVJNR/L 16-4D	1	6	1-1/4	432	6-755-116R	6-755-116L	-6077 IVSN-433	-6543*	-6265 NL-46	-6423 CL-30	-6531 XNS-510	-150 & -159
MVJNR/L 20-4D	1-1/4	6	1-1/2		6-755-220R	6-755-220L						
MVJNR/L 24-4E	1-1/2	7	2		6-755-224R	6-755-224L						

*Screws for system C only

MVVN R/L Toolholders

System M & C for negative 35° diamond VNM... inserts.



17.5° Side Cutting Edge Angle.

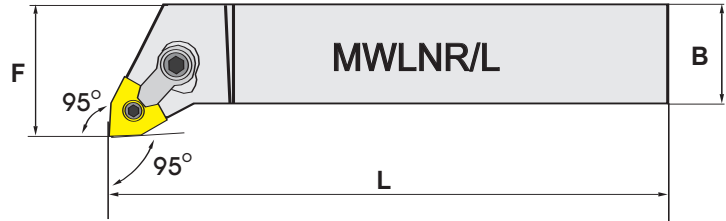
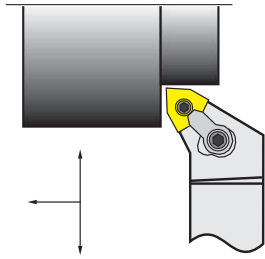
Style	Shank H = B	OAL L	VNM... insert	Toolholders		Spare Parts Code No. 6-998-					
				Code No.	Shim	Shim Screw	Lock Pin	Clamp	Clamp Screw	Hex Key	
MVVNN 12-3B	3/4	4.5	332	6-754-012	-6074 IVSN-322	-6541*	-6255 NL-34L	-6423 CL-30	-6531 XNS-510	-147 & -159	
MVVNN 16-3D	1	6		6-754-016							
MVVNN 16-4D	1	6	432	6-754-116	-6077 IVSN-433	-6543*	-6265 NL-46			-150 & -159	

*Screws for system C only

114 TURNING

MWLN R/L Toolholders

System M & C for negative 80° trigon WNM... inserts.



5° End or Side Cutting Edge Angle.

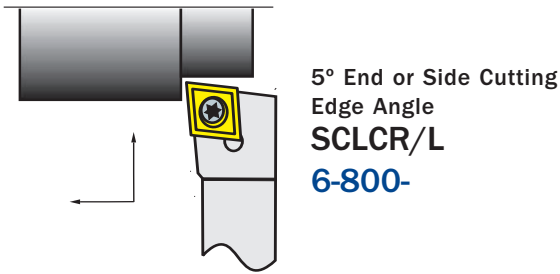
Style	Shank H = B	OAL L	Head F	WNM... Inserts	Toolholders		Sets Code RH	Spare Parts Code No. 6-998-				
					Code RH	Code LH		Shim	Lock Pin	Clamps	Clamp Screw	Hex Key
MWLN R/L 12-3B	3/4	4.5	1	332	6-750-012R	6-750-012L	-	-6031 IWSN-322	-6255 NL-34L	-6405 CL-6	-6515 XNS-37	-147 & -150
MWLN R/L 12-4B	3/4	4-1/2	1	432	6-750-112R	6-750-112L	6-750-512R	-6035 IWSN-433	-6265 NL-46	-6411 CL-20	-6526 XNS-48	-153 & -150
MWLN R/L 16-4D	1	6	1-1/4		6-750-116R	6-750-116L	6-750-516R					
MWLN R/L 20-4D	1-1/4	6	1-1/2		6-750-120R	6-750-120L	-					
MWLN R/L 24-4E	1-1/2	7	2		6-750-124R	6-750-124L	-					
MWLN R/L 16-5D	1	6	1-1/4	543	6-750-216R	6-750-216L	-	-6041 IWSN-533	-6270 NL-58	-6526 XNS-48	-153	
MWLN R/L 20-5D	1-1/4	6	1-1/2		6-750-220R	6-750-220L	-					
MWLN R/L 24-5E	1-1/2	7	2		6-750-224R	6-750-224L	-					

*Screws for system C only

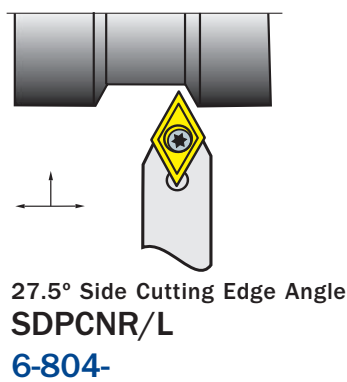
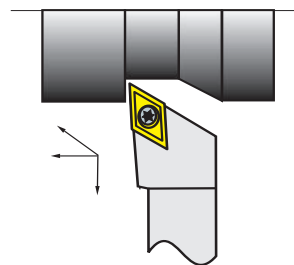


Styles

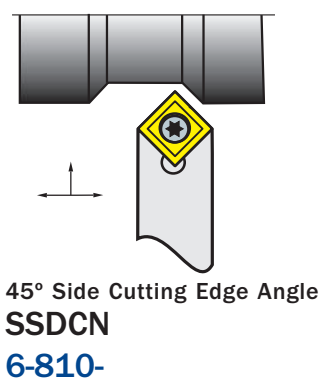
SC.. CCMT style inserts



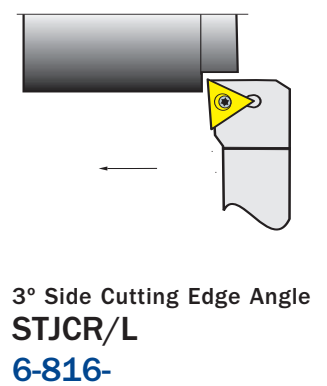
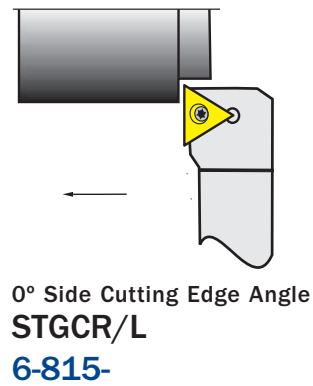
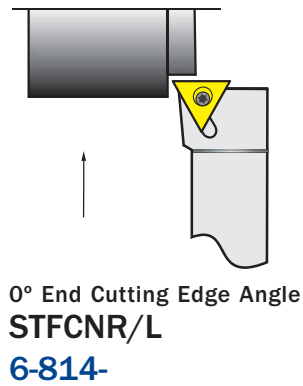
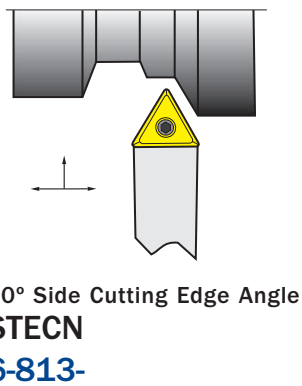
SD.. DCMT style inserts



SS..



ST.. TCMT style inserts



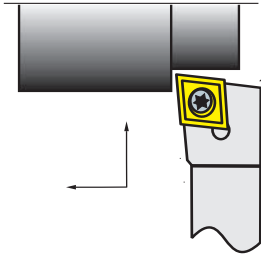
SV.. VCMT style inserts



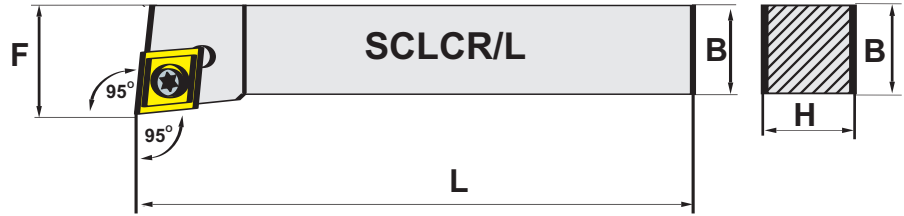

116 TURNING

SCLCR/L Toolholders

System S for positive 80° diamond CCMT inserts.



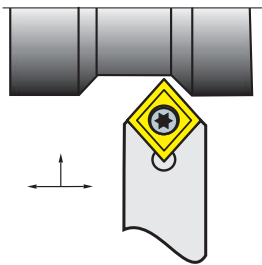
5° End or Side Cutting Edge Angle.



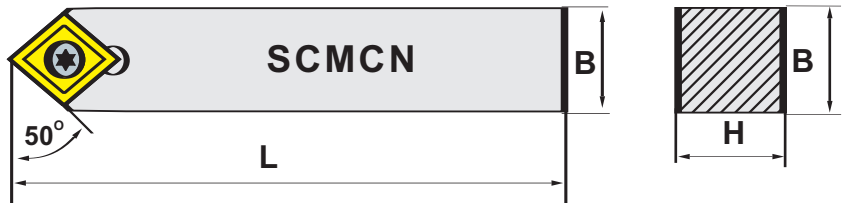
Style	Shank H = B	OAL L	Head F	CC...T Insert	Toolholder Code No.		Spare Parts Code No. 6-998-	
					RH	LH	Insert Screw	Torx Key
SCLCR 04-2	.315	2.36	.394	21.51	6-800-042R	-	-2506	-007
SCLCR/L 06-2J	3/8	3-1/2	0.500		6-800-062R	6-800-062L		
SCLCR/L 08-3A	1/2	4	0.625	32.52	6-800-103R	6-800-103L	-4008	-015
SCLCR/L 10-3B	5/8	4-1/2	0.750		6-800-113R	6-800-113L		
SCLCR/L 12-3B	3/4	4-1/2	1.000		6-800-123R	6-800-123L		
SCLCR/L 16-3D	1	6	1.250		6-800-163R	6-800-163L		
SCLCR/L 12-4B	3/4	4-1/2	1.000	432	6-800-224R	6-800-224L	-5012	
SCLCR/L 16-4D	1	6	1.250		6-800-264R	6-800-264L		

SCMCN Toolholders

System S for positive 80° diamond CCMT inserts.



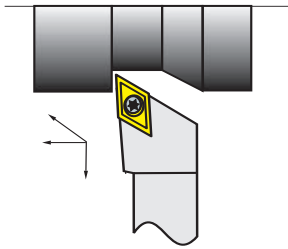
40° Side Cutting Edge Angle.



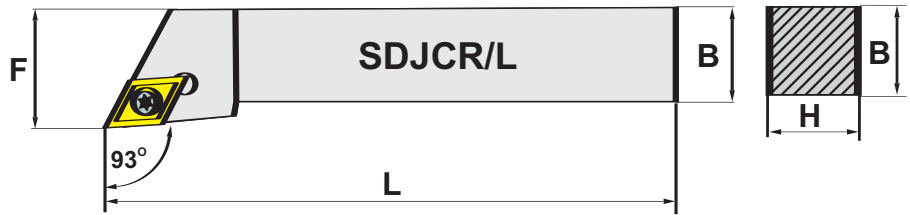

Style	Shank H = B	OAL L	CC...T Insert	Toolholder Code No.	Spare Parts Code No. 6-998-	
					Insert Screw	Torx Key
SCMCN 06-2J	3/8	3-1/2	21.51	6-801-062	-2506	-007
SCMCN 08-3A	1/2	4	32.52	6-801-103	-4008	-015
SCMCN 10-3B	5/8	4-1/2		6-801-113		
SCMCN 12-3B	3/4	4-1/2	6-801-123			
SCMCN 12-4B	3/4	4-1/2	432	6-801-224	-5012	
SCMCN 16-4D	1	6		6-801-264		

SDJCR/L Toolholders

System S for positive 55° diamond DCMT inserts.



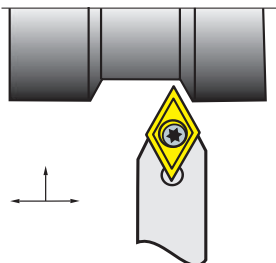
3° Side Cutting Edge Angle.



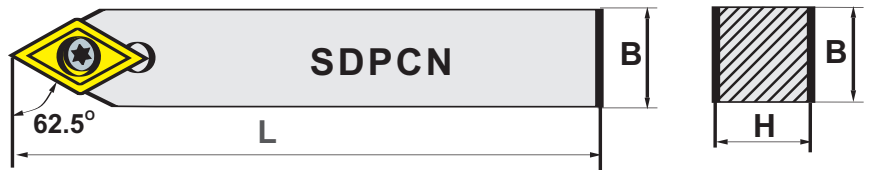

Style	Shank	OAL L	Head	DC...T Insert	Toolholder Code No.		Spare Parts Code No. 6-998-	
					RH	LH	Insert Screw	Torx Key
SDJCR/L 04-2	.315	2.36	0.394	21.51	6-805-042R	6-805-042L	-2506	-007
SDJCR/L 06-2J	3/8	3-1/2	0.500		6-805-062R	6-805-062L		
SDJCR/L 08-2A	1/2	4	0.625		6-805-082R	6-805-082L		
SDJCR/L 08-3A	1/2	4	0.625	32.52	6-805-103R	6-805-103L	-4008	-015
SDJCR/L 10-3B	5/8	4-1/2	0.750		6-805-113R	6-805-113L		
SDJCR/L 12-3B	3/4	4-1/2	0.875		6-805-123R	6-805-123L		
SDJCR/L 16-3D	1	6	1.250		6-805-163R	6-805-163L		
SDJCR/L 12-4B	3/4	4-1/2	1.000	432	6-805-224R	6-805-224L	-5012	
SDJCR/L 16-4D	1	6	1.250		6-805-264R	6-805-264L		

SDPCN Toolholders

System S for positive 55° diamond DCMT inserts.



27.5° Side Cutting Edge Angle.

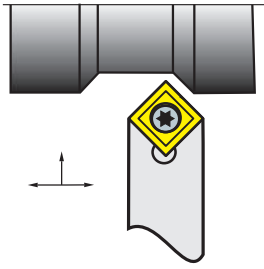


Style	Shank H = B	OAL L	CC...T Insert	Toolholder Code No.	Spare Parts Code No. 6-998-	
					Insert Screw	Torx Key
SCMCN 06-2J	3/8	3-1/2	21.51	6-801-062	-2506	-007
SCMCN 08-3A	1/2	4	32.52	6-801-103	-4008	-015
SCMCN 10-3B	5/8	4-1/2		6-801-113		
SCMCN 12-3B	3/4	4-1/2		6-801-123		
SCMCN 12-4B	3/4	4-1/2	432	6-801-224	-5012	
SCMCN 16-4D	1	6		6-801-264		


118 TURNING

SSDCN Toolholders

System S for positive square SCMT inserts.



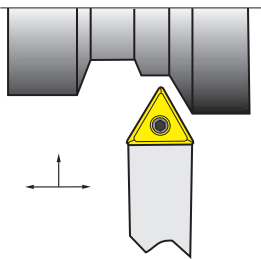
45° Side Cutting Edge Angle.



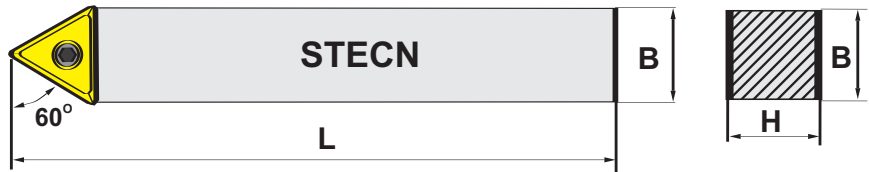
Style	Shank H = B	OAL L	SC...T Insert	Toolholder Code No.	Spare Parts Code No. 6-998-	
					Insert Screw	Torx Key
SSDCN 04-2	.315	2.36	21.51	6-810-042	-2506	-007
SSDCN 08-3A	1/2	4	32.52	6-810-108	-4008	-015
SSDCN 10-3BSS	5/8	4-1/2		6-810-110		
DCN 12-3B	3/4	4-1/2	6-810-112			
SSDCN 16-4D	1	6	43.	6-810-216	-5012	
SSDCN 20-4D	1-1/4	6		6-810-220		

STECN Toolholders

System S for positive 60° triangle TCMT or TCGT inserts.



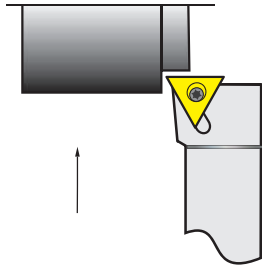
30° Side Cutting Edge Angle.



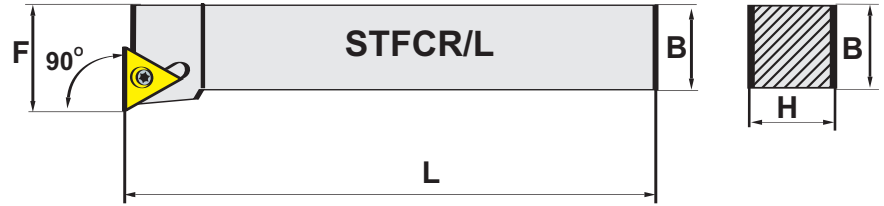
Style	Shank		OAL L	TC...T Insert	Toolholder Code No.	Spare Parts Code No. 6-998-	
	H	B				Insert Screw	Torx Key
STECN 06-2	3/8	3/8	2-1/2	21.51	6-813-006	-2506	-007
STECN 08-2J	1/2	1/2	3-1/2		6-813-008		
STECN 10-2A	5/8	5/8	4	6-813-010			
STECN 12-3B	3/4	3/4	4-1/2	32.52	6-813-112	-4008	-015
STECN 64-3D	3/4	1	6		6-813-164		

STFCR/L Toolholders

System S for positive 60° triangle TCMT or TCGT inserts.



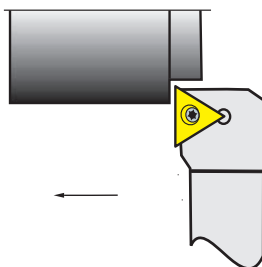
0° End Cutting Edge Angle.



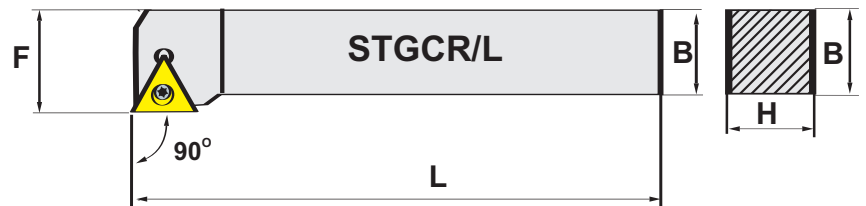
Style	Shank H=B	OAL L	Head F	TC...T Insert	Toolholder Code No.		Spare Parts Code No. 6-998-	
					RH	LH	Insert Screw	Torx Key
STFCR/L 06-2	3/8	2-1/2	.500	21.51	6-814-006R	6-814-006L	-2506	-007
STFCR/L 08-2J	1/2	3-1/2	.625		6-814-008R	6-814-008L		
STFCR/L 10-2A	5/8	4	.750		6-814-010R	6-814-010L		
STFCR/L 10-3B	5/8	4-1/2	.750	32.52	6-814-110R	6-814-110L	-4008	-015
STFCR/L 12-3B	3/4	4-1/2	.875		6-814-112R	6-814-112L		
STFCR/L 16-3D	1	6	1.125		6-814-116R	6-814-116L		

STGCR/L Toolholders

System S for positive 60° triangle TCMT or TCGT inserts.



1° Side Cutting Edge Angle.

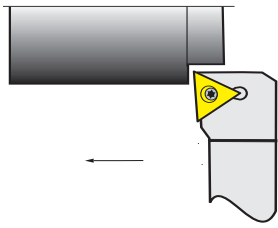


Style	Shank H = B	OAL L	Head F	TC...T Inserts	Toolholder Code No.		Spare Parts Code No. 6-998-	
					RH	LH	Insert Screw	Torx Key
STGCR/L 06-2	3/8	2-1/2	0.500	21.51	6-815-062R	6-815-062L	-2506	-007
STGCR/L 08-2J	1/2	3-1/2	0.625		6-815-082R	6-815-082L		
STGCR/L 10-2A	5/8	4	0.750		6-815-110R	6-815-110L		
STGCR/L 10-3B	5/8	4-1/2	0.750	32.52	6-815-113R	6-815-113L	-4008	-015
STGCR/L 12-3B	3/4	4-1/2	0.875		6-815-123R	6-815-123L		
STGCR/L 16-3D	1	6	1.250		6-815-163R	6-815-163L		

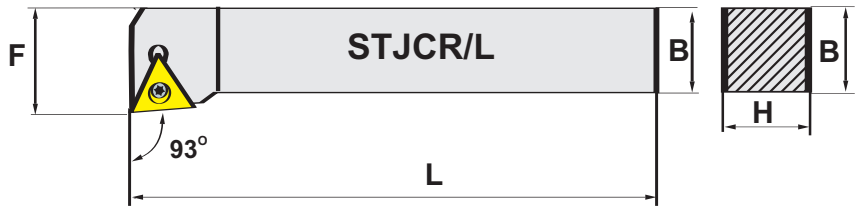
120 TURNING

STJCR/L Toolholders

System S for positive 60° triangle TCMT or TCGT inserts.



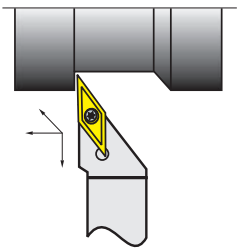
3° Side Cutting Edge Angle.



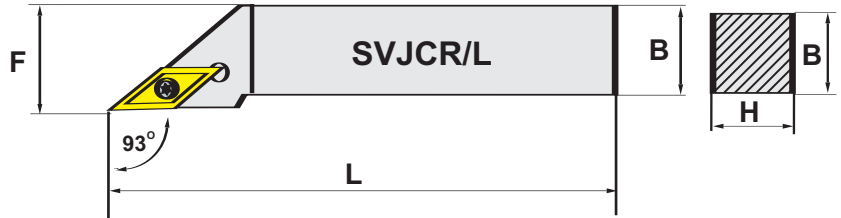

Style	Shank H=B	OAL L	Head F	TC...T Insert	Toolholder Code No.		Spare Parts Code No. 6-998-	
					RH	LH	Insert Screw	Torx Key
STJCR/L 08-2J	1/2	3-1/2	.625	21.51	6-816-082R	6-816-082L	-2506	-007
STJCR/L 12-3B	3/4	4-1/2	.875	32.52	6-816-123R	6-816-123L	-4008	-015

SVJCR/L Toolholders

System S for positive 35° diamond VCMT or VCGT inserts.



3° Side Cutting Edge Angle.



Style	Shank H=B	OAL L	Head F	TC...T Insert	Toolholder Code No.		Spare Parts Code No. 6-998-	
					RH	LH	Insert Screw	Torx Key
SVJCR/L 06-2J	3/8	3-1/2	0.500	221	6-806-062R	6-806-062L	-2506	-007
SVJCR/L 08-2A	1/2	4	0.625		6-806-082R	6-806-082L		
SVJCR/L 10-2B	5/8	4-1/2	0.750	332	6-806-102R	6-806-102L	-3509	-015
SVJCR/L 12-3B	3/4	4-1/2	1.000		6-806-123R	6-806-123L		
SVJCR/L 16-3C	1	5	1.250		6-806-163R	6-806-163L		
SVJCR/L 16-3D	1	6	1.250		6-806-167R	6-806-167L		

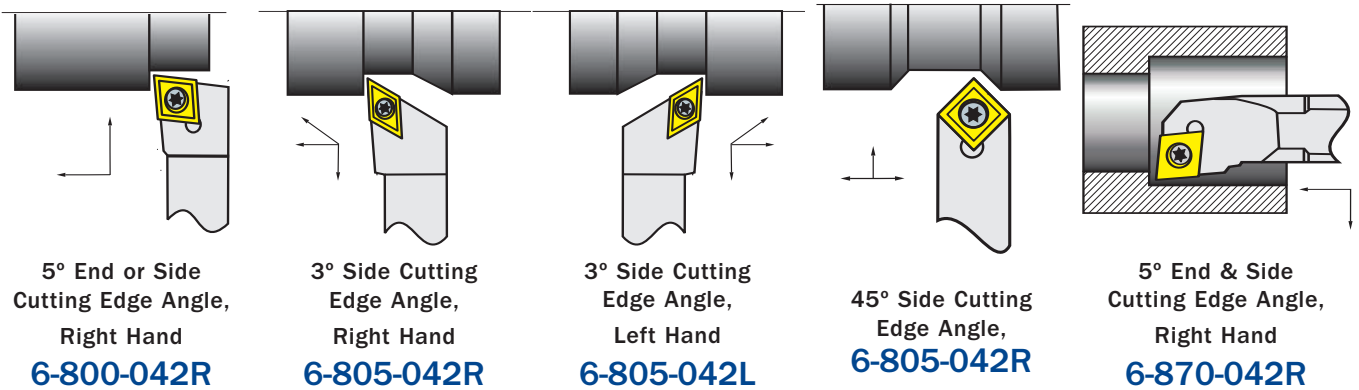
5-pc Mini Toolholder and Boring Bar Set

Code No. 6-890-510

- Ideal for precision turning and boring
- Quality storage case also includes 1 wrench and 2 spare screws
- Each set includes 10pcs of the following TiN inserts:
 - 4pcs. 6-CCM-215L CCMT
 - 4pcs. 6-DCM-215L DCMT
 - 2pcs. 6-SCM-215L SCMT



Application:



Toolholder Style	Shank	OAL	F	Insert Style	Toolholder Code No.			Set Code No.	Spare Parts Code No. 6-998-	
					RH	LH	N		Screw	Torx Key
SCLCR 4-2	.315	2.36	.394	CCMT 21.51	6-800-042R	-	-	6-890-510	-2506	-007
SDJCR/L 4-2		2.36	.394	DCMT 2151	6-805-042R	6-805-042L	-			
SSDCN 4-2		2.36	.157	SCMT 21.51	-	-	6-810-042			
Boring Bar Style	Shank	OAL	Dmin.	Insert	Boring Bar Code No.			Screw	Torx Key	
SI-SCLCR 4-2	.315	3.98	.354	CCMT 21.5	6-870-042R	-	-	-2504	-007	

122 BORING BAR CODE SYSTEM

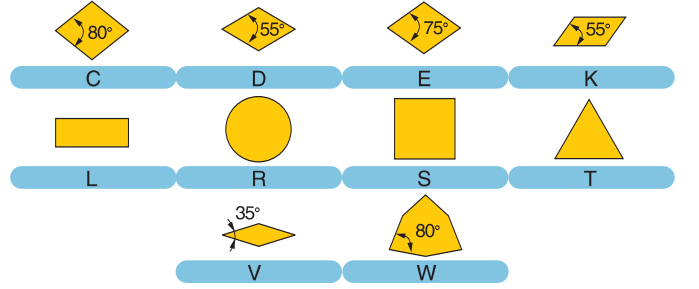
Shank Material

- S** - steel
- A** - steel, with coolant hole
- H** - heavy metal
- C** - carbide

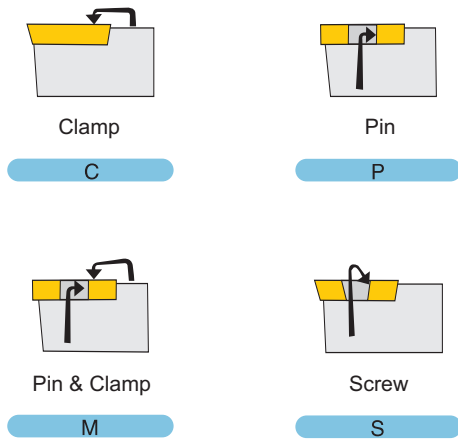
Boring Bar Type

- I** - Integral

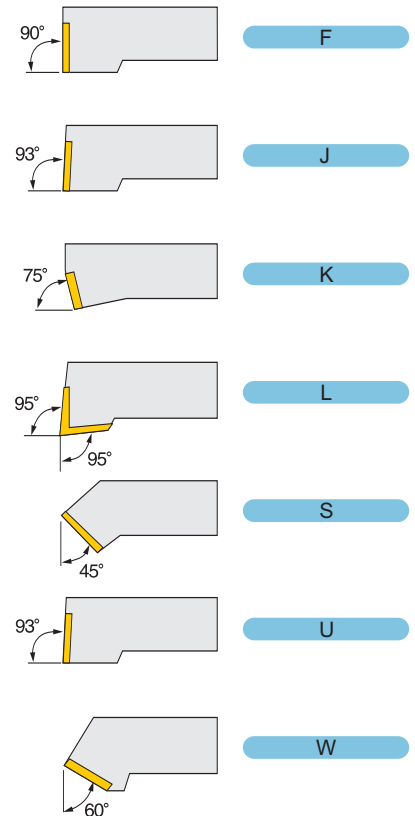
Insert Shape



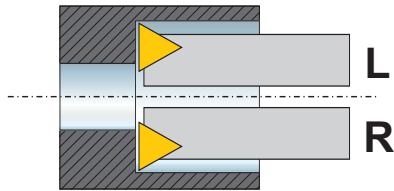
Clamping System



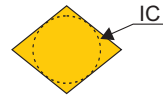
Boring Bar Style



Hand of Tool



Insert Inner Circle



Insert IC	
1.2 = 5/32"	3 = 3/8"
1.5 = 3/16"	4 = 1/2"
1.8 = 7/32"	5 = 5/8"
2 = 1/4"	6 = 3/4"
2.5 = 5/16"	8 = 1"
	10 = 1 1/4"



Holder Rake

Bar Diameter

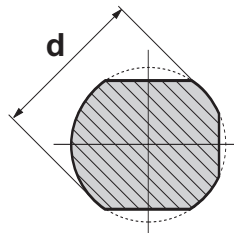
Special

Bar diameter in 1/16" increments

N - negative
P - positive

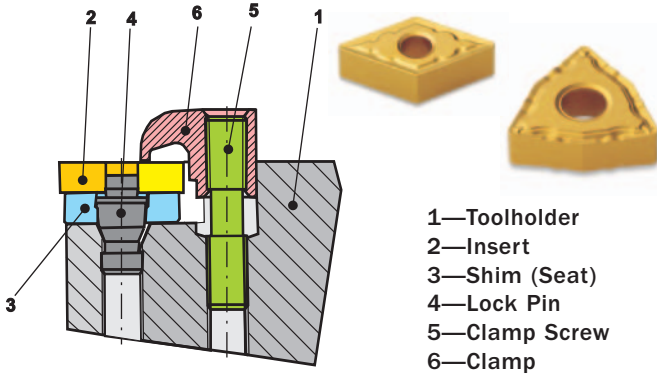
Common Boring Bar Diameters	
4	1/4"
6	3/8"
8	1/2"
10	5/8"
12	3/4"
16	1"
20	1-1/4"
24	1-1/2"
28	1-3/4"
32	2"

T - Threaded coolant hole

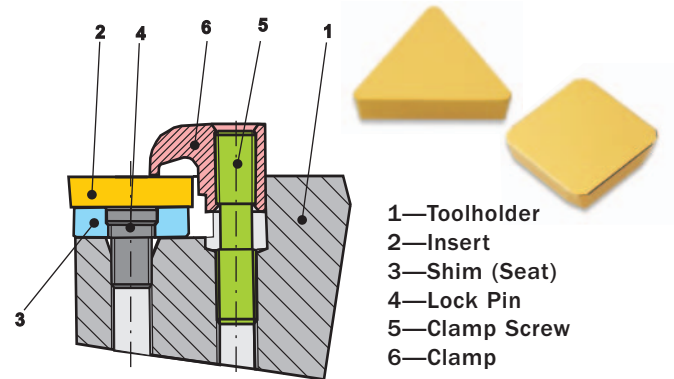


Mounting Systems

Combination Pin & Clamp "M" System

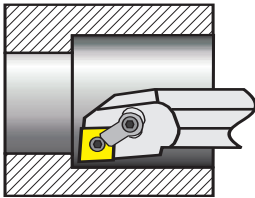


Combination Screw & Clamp "C" System



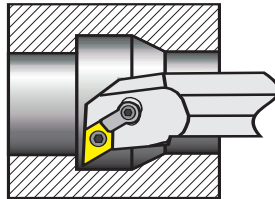
Styles

MC.. CNM..
style inserts



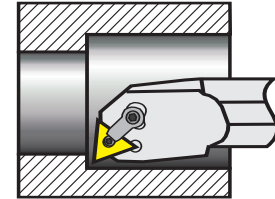
5° End or Side Cutting Edge
SI-MCLNR/L
6-760-

MC.. CNM..
style inserts



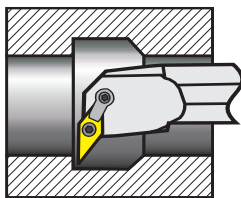
3° Side Cutting Edge Angle
SI-MDUN R/L
6-770-

MC.. CNM..
style inserts



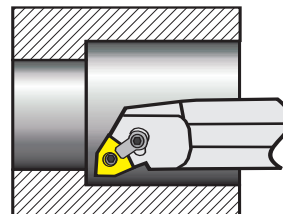
3° Side Cutting Edge Angle
SI-MTUN R/L
6-783-

MV.. VNM..
style inserts



3° Side Cutting Edge Angle
SI-MVUN R/L
6-785-

MW.. WNM..
style inserts

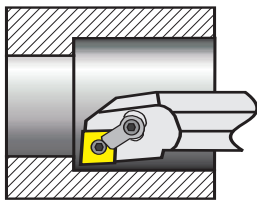


5° Side Cutting Edge Angle
SI-MWLN R/L
6-765-

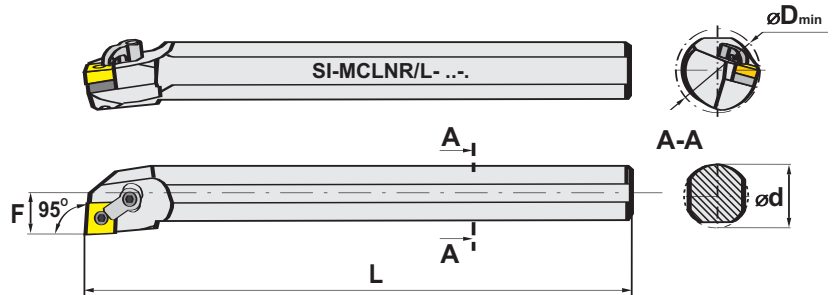

SI-MCLN R/L Boring Bars

System M & C for negative 80° diamond CNM... inserts.

(with or without coolant hole)



5° End or Side Cutting Edge Angle.

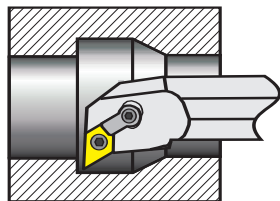


Boring Bar Style	Shank Size d	Min. Bore	OAL L	Center Line F	CNM... Insert	Boring Bars		Spare Parts Code No. 6-998-					
						Code RH	Code LH	Shim	Shim Screw	Lock Pin	Clamp	Clamp Screw	Hex Key
SI-MCLNR/L 16-4	1.0	1.280	12.0	.640	432	6-760-164R	6-760-164L	-6009 ICSN-433	-6543*	-6265 NL-46	-6415 CL-20	-6526 XNS-48	150 & 153
SI-MCLNR/L 20-4	1-1/4	1.530	14.0	.765		6-760-204R	6-760-204L						
SI-MCLNR/L 24-4	1-1/2	1.780	14.0	.890		6-760-244R	6-760-244L						
SI-MCLNR/L 28-4	1-3/4	2.030	14.0	1.015		6-760-284R	6-760-284L						
SI-MCLNR/L 32-4	2	2.562	16.0	1.281		6-760-294R	6-760-294L						
SI-MCLNR/L 24-5	1-1/2	2.374	14.0	1.187	543	6-760-315R	6-760-315L	-6015 ICSN-533	-6545*	-6270 NL-58	-6411	-6531 XNS-510	-153 & -159"
SI-MCLNR/L 32-6	2.0	2.562	18.0	1.281	643	6-760-326R	6-760-326L	-6020 ICSN-633	-6547*	-6275 NL-68	CL-12	XNS-510	-156 & -159
Boring Bars with Thru-the-Bar Coolant Hole													
AI-MCLNR 16-4T	1.0	1.280	12.0	.640	432	6-760-564R	-	-6009 ICSN-433	-6543*	-6265 NL-46	-6415 CL-20	-6526 XNS-48	150 & 153
AI-MCLNR 20-4T	1-1/4	1.530	14.0	.765		6-760-604R	-						
AI-MCLNR 24-4T	1-1/2	1.780	14.0	.890		6-760-644R	-						
AI-MCLNR 28-4T	1-3/4	2.030	14.0	1.015		6-760-684R	-						

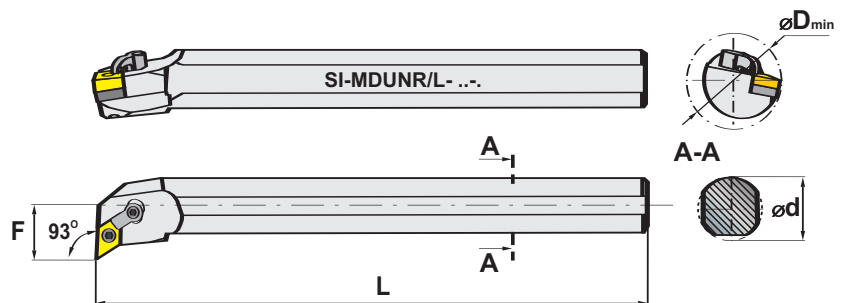

SI-MDUN R/L Boring Bars

System M & C for negative 55° diamond DNM... inserts.

(with or without coolant hole)



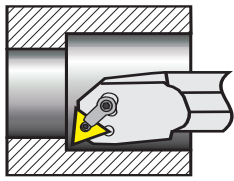
3° Side Cutting Edge Angle.



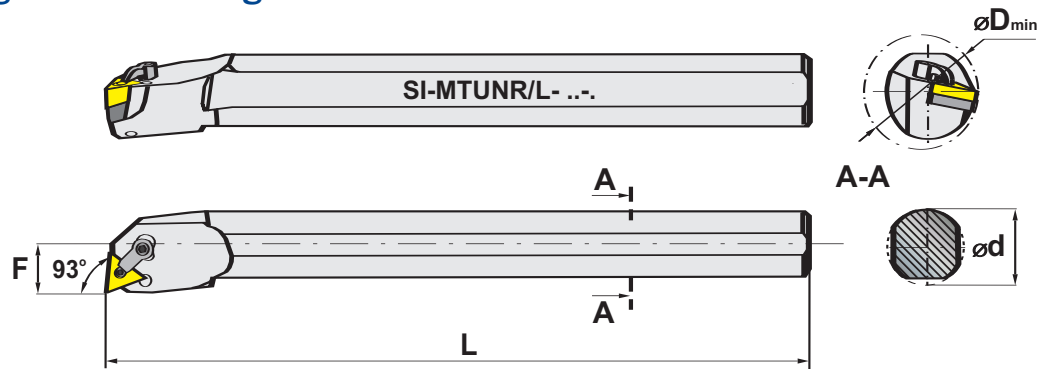
Boring Bar Style	Shank Size	Min. Bore	Length L	Center Line F	DNM... Insert	Boring Bars		Spare parts Code No. 6-998-					
						Code RH	Code LH	Shim	Shim Screw	Lock Pin	Clamp	Clamp Screw	Hex Key
SI-MDUNR/L 20-4	1-1/4	1.705	14	1.000	432	6-770-120R	6-770-120L	-6081 IDSN-433	-6543	-6265 NL-46	-6411 CL-12	-6531 XNS-510	-150 & -159
SI-MDUNR/L 24-4	1-1/2	2.000	14	1.125		6-770-124R	6-770-124L						
SI-MDUNR/L 28-4	1-3/4	2.250	14	1.250		6-770-128R	6-770-128L						
SI-MDUNR/L 32-4	2	2.500	16	1.375		6-770-132R	6-770-132L						
SI-MDUNR/L 28-5	1-3/4	2.250	14	1.250	543	6-770-228R	6-770-228L	-6086 IDSN-533	-6545	-6270 NL-58	-6423 CL-30		-153 & -159
SI-MDUNR/L 32-5	2	3.000	16	1.375		6-770-232R	6-770-232L						

SI-MTUN R/L Boring Bars

System M & C for negative 60° triangle TNM... inserts.



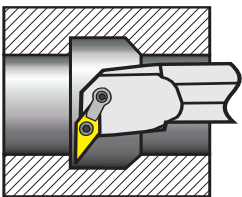
3° End Cutting Edge Angle.



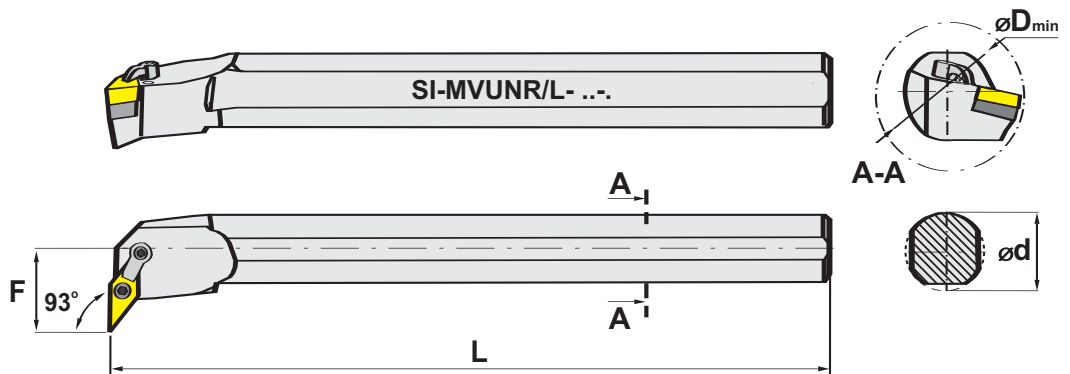
Boring Bar Style	Shank Size	Min. Bore	OAL L	F	TNMG Insert	Boring Bars		Spare Parts Code No. 6-998-					
						Code RH	Code LH	Shim	Shim Screw	Lock Pin	Clamp	Clamp Screw	Hex Key
SI-MTUNR/L 12-3	3/4	1	10	0.5	332	6-783-012R	6-783-012L	-	-	-6251 NL-33	-6405	-6513 XNS-36	147 & 150
SI-MTUNR/L 16-3	1.0	1.280	12.0	.640	332	6-783-016R	6-783-016L	-6053 ITSN-333	-6541	-6255 NL-34L	-6415	-6515 XNS-37	-150 & -153
SI-MTUNR/L 20-3	1-1/4	1.530	14.0	.765		6-783-020R	6-783-020L					-6515 XNS-37	
SI-MTUNR/L 24-3	1-1/2	2.060	14.0	.890		6-783-024R	6-783-024L						
SI-MTUNR/L 20-4	1-1/4	1.530	14.0	.765	432	6-783-120R	6-783-120L	-6060 ITSN-433	-6543	-6265 NL-46	-6415 CL-20	-6526 XNS-48	-150 & -153
SI-MTUNR/L 24-4	1-1/2	2.060		.890		6-783-124R	6-783-124L						
SI-MTUNR/L 32-4	2.0	2.562		1.281		6-783-132R	6-783-132L						

SI-MVUN R/L Boring Bars

System M & C for negative 35° diamond VNM... inserts.



3° Side Cutting Edge Angle.

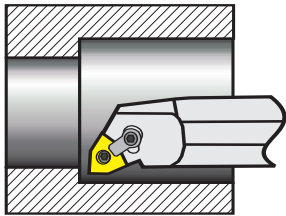


Boring Bar Style	Shank Size	Min. Bore	OAL L	F	VNM... Insert	Boring Bars		Spare Parts Code No. 6-998-					
						Code RH	Code LH	Shim	Shim Screw	Lock Pin	Clamp	No.6 Clamp Screw	Hex Key
SI-MVUNR/L 16-3	1	2.000	12	1.000	332	6-785-016R	6-785-016L	-6074 IVSN-322	-6541*	-6255 NL34L	-6423 CL30	-6531 XNS-510	-147 & -159
SI-MVUNR/L 20-3	1-1/4	2.250	14	1.125		6-785-020R	6-785-020L					-6531 XNS-510	
SI-MVUNR/L 24-3	1-1-1/2	2.500	14	1.250		6-785-024R	6-785-024L						
SI-MVUNR/L 28-4	1-3/4	3.000	14	1.500	432	6-785-128R	6-785-128L	-6077 IVSN-433	-6543*	-6265 NL-46	-6415 CL-20	-6526 XNS-48	-150 & -159
SI-MVUNR/L 32-4	2	3.250	16	1.625		6-785-132R	6-785-132L						

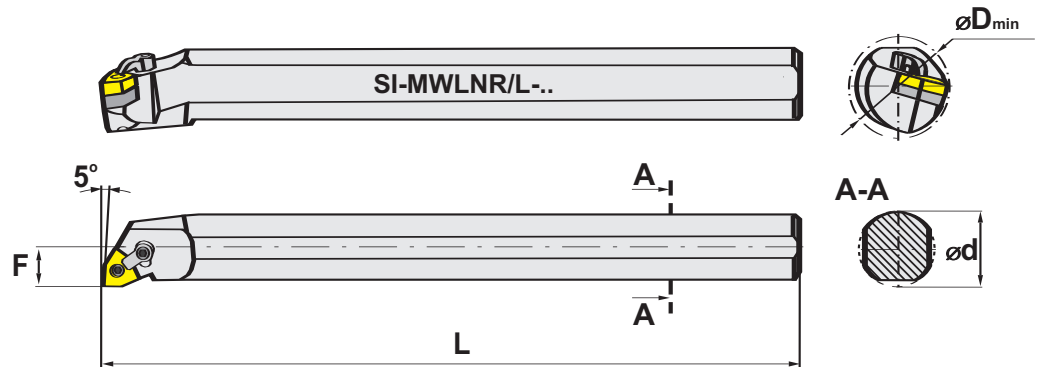
SI-MWLN R/L Boring Bars

System M & C for negative 80° trigon WNM... inserts.

(with or without coolant hole)



3° Side & End Cutting Edge Angle.



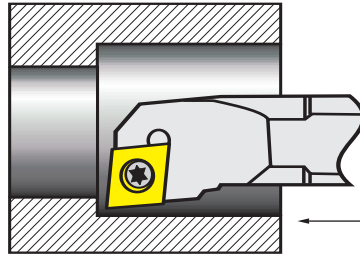
Boring Bar Style	Shank Size d	Min. Bore	OAL L	F	WNM-Insert	Boring Bars		Spare Parts Code No. 6-998-					
						Code RH	Code LH	Shim	Shim Screw	Lock Pin	Clamp	Clamp Screw	Hex Key
SI-MWLN R/L 12-3	3/4	.93	10.0	.500	332	6-765-123R	6-765-123L	-	-	-6251 NL-33	-6405 CL-6	-6513 XNS-36	-147 & -150
SI-MWLN R/L 12-4	3/4	.93	10.0	.500		6-765-124R	6-765-124L	-	-	-6260 NL-44	-6415	-6520 XNS-46	-150 & -153
SI-MWLN R/L 16-4	1.0	1.280	12.0	.640		6-765-164R	6-765-164L	-	-	-6265 NL-46	-6415	-6526 XNS-48	-150 & -153
SI-MWLN R/L 20-4	1-1/4	1.530	14.0	.765	432	6-765-204R	6-765-204L	-6035	-	-6265 NL-46	CL-2	-6526 XNS-48	-150 & -153
SI-MWLN R/L 24-4	1-1/2	1.780	14.0	.890		6-765-244R	6-765-244L	IWSN-433	6543*	-	-	-	-
Boring Bars with Thru -the-Bar Coolant Hole													
AI-MWLN R/L 16-4T	1.0	1.280	12.0	.640	432	6-765-564R	6-765-564L	-	-	-6260 NL-44	-6415	-6520 XNS-46	-150 & -153
AI-MWLN R/L 20-4T	1-1/4	1.530	14.0	.765		6-765-604R	6-765-604L	-6035	-	-6265 NL-46	CL-20	-6526 XNS-48	-150 & -153
AI-MWLN R/L 24-4T	1-1/2	1.780	14.0	.890		6-765-644R	6-765-644L	IWSN-433	6543*	-	-	-	-



Styles

SI-SC..

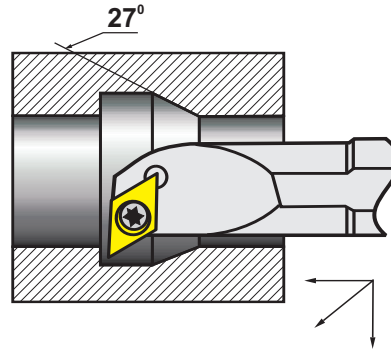
CCM.. style inserts
5° End or Side Cutting Edge Angle



SI-SCLC R/L
6-870-

SI-SD..

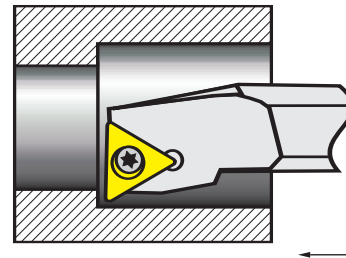
DCM.. style inserts
3° Side Cutting Edge Angle



SI-SDUC R/L
6-875-

SI-ST..

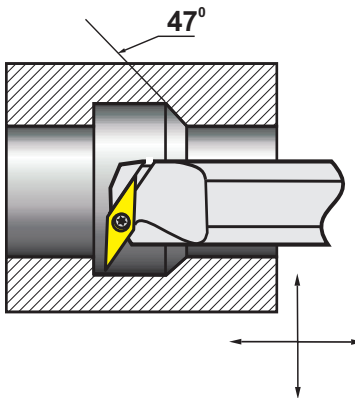
TCM.. style inserts
3° Side Cutting Edge Angle



SI-STUC R/L
6-884-

SI-SV..

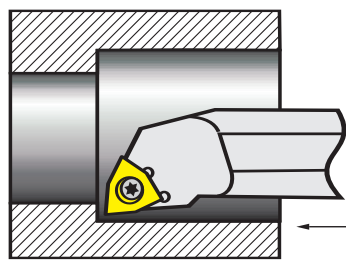
VCM.. style inserts
3° Side Cutting Edge Angle



SI-SVUC R/L
6-887-

SI-SW..

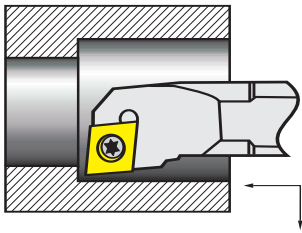
WCM.. style inserts
3° Side Cutting Edge Angle




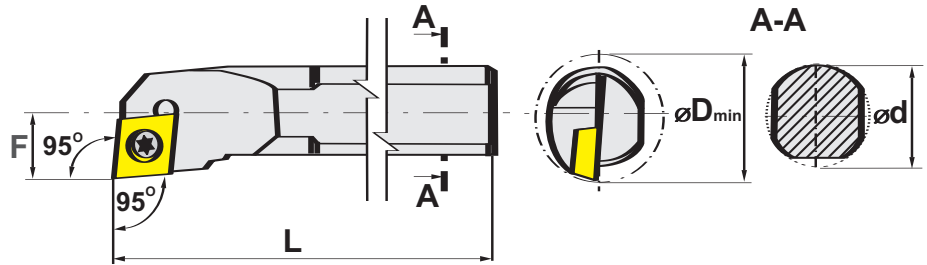
SI-SWUC R/L
6-889-

SI-SCLC R/L Boring Bars

System S for positive 80° diamond CCMT or CCGT... inserts.



3° Side & End Cutting Edge Angle.



Boring Bar Style	Shank Size d	Min. Bore D	OAL L	F	CC...T Inserts	Boring Bar Code No.		Spare Parts Code No 6-998-	
						RH	LH	Locking Screw	Hex Key
SI-SCLCR/L 4-2	.315	.354	4	.1875	-21.51	6-870-042R	6-870-042L	-2506	-007
SI-SCLCR/L 6-2	.375	.468	6	.2500		6-870-062R	6-870-062L		
SI-SCLCR/L 8-2	.500	.560	7	.290		6-870-082R	6-870-082L		
SI-SCLCR/L 10-2	.625	.850	8	.405	-32.52	6-870-085R	6-870-085L	-4008	-015
SI-SCLCR/L 8-3	.500	.625	7	.312		6-870-093R	6-870-093L		
SI-SCLCR/L 10-3	.625	.812	8	.4060		6-870-103R	6-870-103L		
SI-SCLCR/L 12-3	.750	1.000	10	.5000		6-870-123R	6-870-123L		
SI-SCLCR/L 16-3	1.000	1.120	12	.6094		6-870-163R	6-870-163L		

SI-SCLC R/L Boring Bars

System S for positive 80° diamond CCMT or CCGT... inserts.


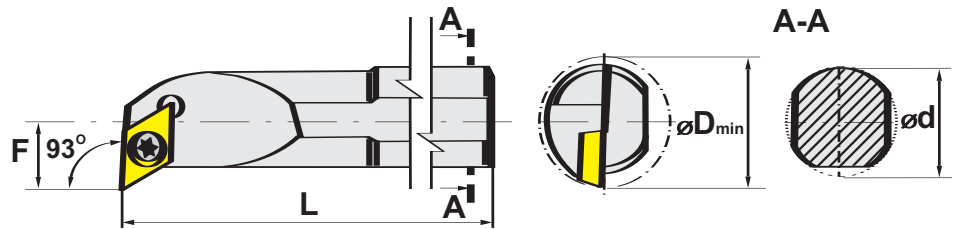
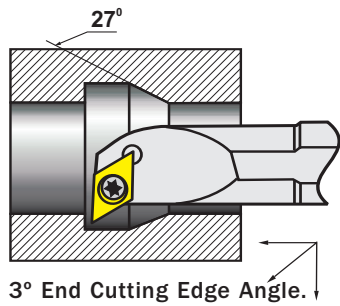


Set Code No.	Sets Include							Spare Screws	Torx Key
	.315 (.375)	3/8 (.500)	1/2 (.625)	5/8 (.750)	3/4 (.750)	CCMT 21.51	CCMT 32.52		
6-870-500	1	1	1	-	-	6	-	2	2
6-870-515	-	1	1	1	-	2	4	2	2
6-870-510	-	-	1	1	1	-	6	1	1
6-870-505	1	1	1	1	1	4	6	2	2

130 BORING

SI-DUC R/L Boring Bars

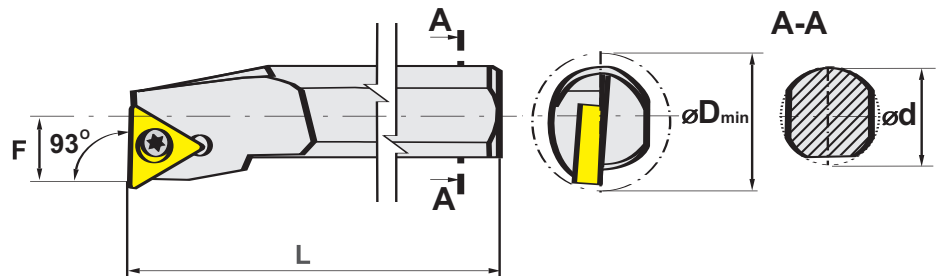
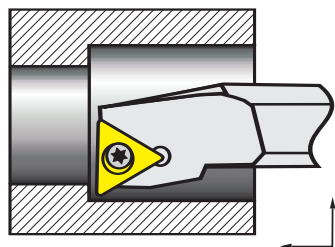
System S for negative 55° diamond DCMT or DCGT... inserts.



Boring Bar Style	Shank Dia.	Min. Bore	OAL L	Center Line F	DC...T Insert	Toolholder Code No.		Spare Parts Code No. 6-998-	
						RH	LH	Insert Screw	Torx Key
SI-SDUCR/L 06-2	3/8	.625	6.0	.375	21.5	6-875-006R	6-875-006L	-2506	-007
SI-SDUCR/L 08-2	1/2	.780	6.0	.437		6-875-008R	6-875-008L		
SI-SDUCR/L 10-2	5/8	.840	8.0	.500		6-875-010R	6-875-010L		
SI-SDUCR/L 12-3	3/4	1.125	10.0	.562	32.5	6-875-012R	6-875-012L	-4008	-015
SI-SDUCR/L 16-3	1	1.500	12.0	.750		6-875-016R	6-875-016L		
SI-SDUCR/L 20-3	1-1/4	1.750	14.0	.875		6-875-020R	6-875-020L		

SI-STUC R/L Boring Bars

System S for positive 60° triangle TCMT or TCGT... inserts.



Boring Bar Style	Shank Dia.	Min. Bore	OAL L	F	TC...T Insert	Toolholder Code No.		Spare Parts Code No. 6-998-	
						RH	LH	Insert Screw	Torx Key
SI-STUCR 06-2	3/8	0.500	5.0	.208	21.51	6-884-006R	6-884-006L	-2506	-007
SI-STUCR 08-2	1/2	0.590	6.0	.287		6-884-008R	6-884-008L		
SI-STUCR 10-2	5/8	0.750	8.0	.350		6-884-010R	6-884-010L		
SI-STUCR 12-3	3/4	0.845	10.0	.422	32.52	6-884-012R	6-884-012L	-4008	-015
SI-STUCR 16-3	1	1.115	12.0	.555		6-884-016R	6-884-016L		
SI-STUCR 20-3	1-1/4	1.370	12.0	.682		6-884-020R	6-884-020L		
SI-STUCR 24-3	1-1/2	1.680	12.0	.840		6-884-024R	6-884-024L		

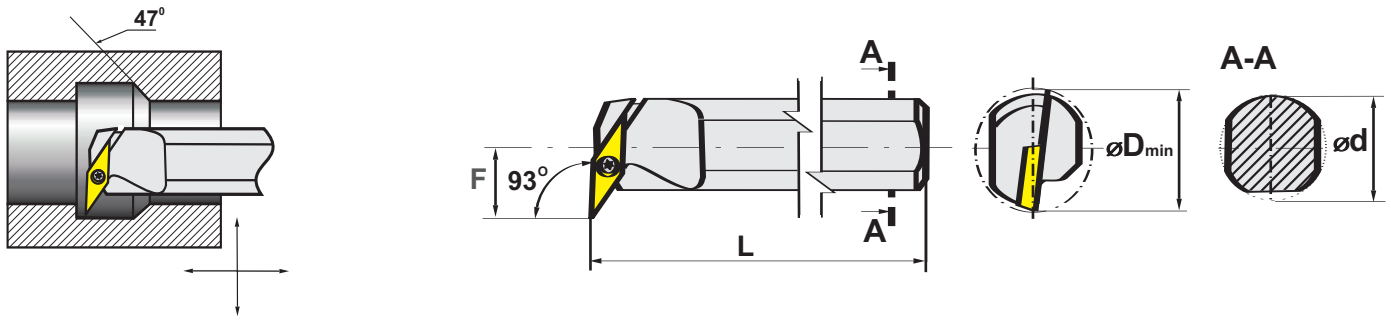
3 pc. Boring Bar Kit Code No. 6-884-500

- Includes:
 RH Boring Bars
 3/8", 1/2" and 5/8"
 6 pcs TCMT-21.51, TiN
 1 Torx Key
 1 Spare Screw




SI-SVUC R/L Boring Bars

System S for positive 35° diamond VCMT or VCGT... inserts.



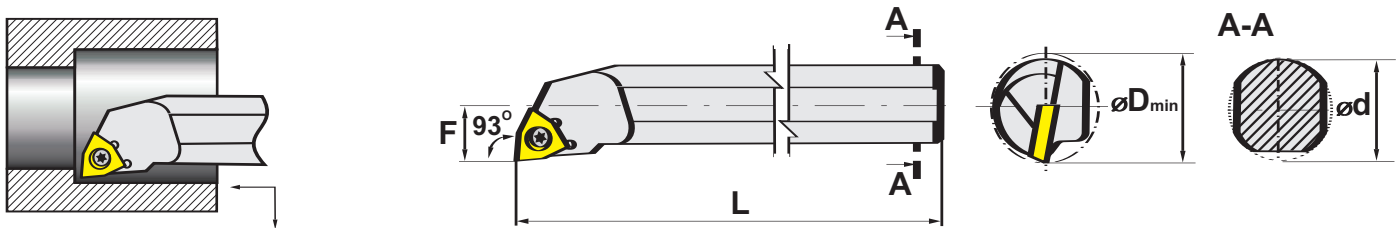
3° End Cutting Edge Angle.




Boring Bar Style	Shank Dia.	Min. Bore	OAL L	F	VC...T Insert	Toolholder Code No.		Spare Parts Code No. 6-998-	
						RH	LH	Insert Screw	Torx Key
SI-SVUCR/L 12-2	3/4	1.125	10.0	.625	221	6-887-122R	6-887-122L	-2506	-007
SI-SVUCR/L 16-2	1	1.500	12.0	.750		6-887-162R	6-887-162L		
SI-SVUCR/L 16-3	1	2.000	12.0	.750		6-887-163R	6-887-163L	-3509	-15
SI-SVUCR/L 20-3	1-1/4	2.250	14.0	1.000		6-887-203R	6-887-203L		

SI-SWUC R/L Boring Bars

System S for positive 80° trigon WCMT or WCGT... inserts.



3° End Cutting Edge Angle.

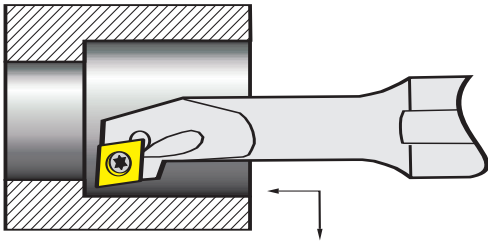


Boring Bar Style	Shank Dia.	Min. Bore	OAL L	F	VC...T Insert	Toolholder Code No.		Spare Parts Code No. 6-998-	
						RH	LH	Insert Screw	Torx Key
SI-SWUCR/L 08-3	1/2	.625	6	.311	32.52	6-889-083R	6-889-083L	-4008	-015
SI-SWUCR/L 10-3	5/8	.812	8	.405		6-889-103R	6-889-103L		
SI-SWUCR/L 12-3	3/4	1.000	10	.500		6-889-123R	6-889-123L		


132 BORING

Mini SI-SCLC R/L Boring Bars

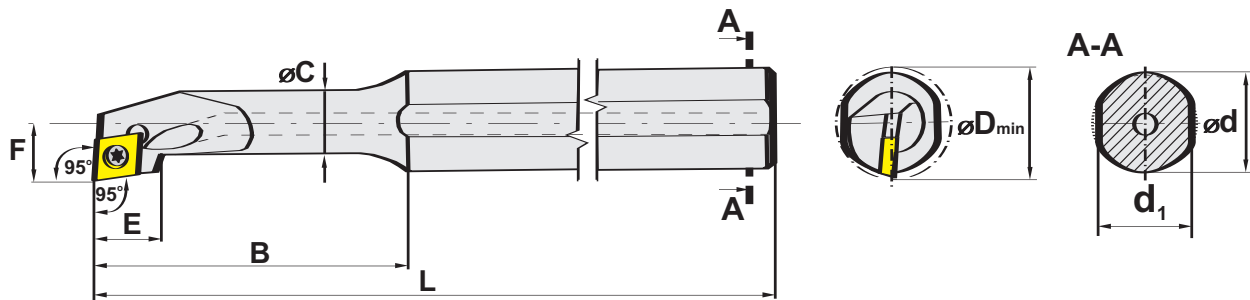
System S for positive 80° diamond CCMT... inserts.



3° End Cutting Edge Angle.



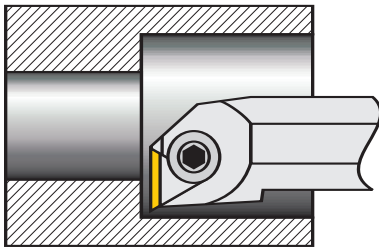
Set Code No.	Sets Include					
	.315	3/8 (.375)	1/2 (.500)	5/8 (.625)	CCMT 21.51	Torx Key
6-871-524	1	1	1	1	10-	1
6-871-525	1	1	1	1	10-	1
Boring Bars with Coolant Hole						
6-871-529	1	1	1	1	10-	1
6-871-530	1	1	1	1	10-	1



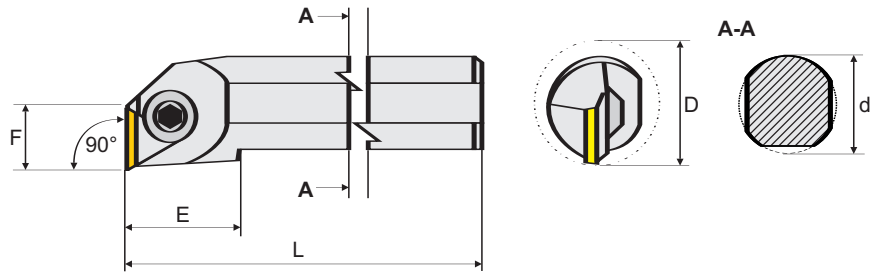
Boring Bar Style	Shank Size	Min. Bore	Length L	Center Line F	B	E	C	d1	Insert CCMT	Code No.	Locking Screw Code No.	Torx Key Code No.
SI-0608H-SCLCR-02	.315	.315	4.000	.1575	1.000	.3150	.2362	.2756	21.51	6-871-006R	6-998-2504	6-998-007
SI-0810J-SCLCR-02	.375	.433	4.500	.2362	1.260	.4134	.3150	.3543		6-871-008R	6-998-2506	
SI-1012K-SCLCR-02	.500	.512	5.000	.2756	1.496	.4528	.3937	.4331		6-871-010R	6-998-2506	
SI-1216M-SCLCR-02	.625	.669	6.000	.3543	1.969	.3937	.4724	.5901		6-871-012R	6-998-2506	
Boring Bars with Thru—the Bar Coolant Hole												
AI-0608H-SCLCR-02	.315	.315	4.000	.1575	1.000	.3150	.2362	.2756	21.51	6-871-206R	6-998-2504	6-998-007
AI-0810J-SCLCR-02	.375	.433	4.500	.2362	1.260	.4134	.3150	.3543		6-871-208R	6-998-2506	
AI-1012K-SCLCR-02	.500	.512	5.000	.2756	1.496	.4528	.3937	.4331		6-871-210R	6-998-2506	
AI-1216M-SCLCR-02	.625	.669	6.000	.3543	1.969	.3937	.4724	.5901		6-871-212R	6-998-2506	

SI-CTFPR Boring Bars

For triangle TPU inserts.
(right hand only)



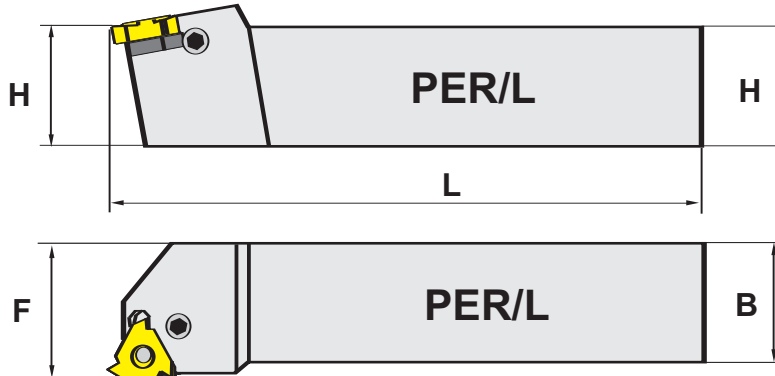
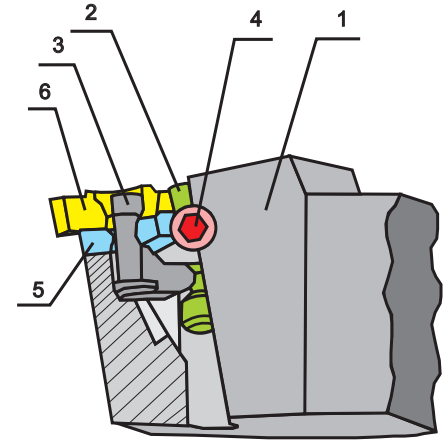
0° End Cutting Edge Angle.



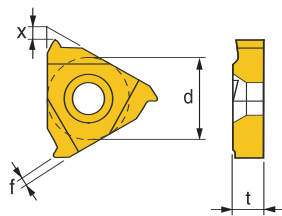
d	D	L	C	E	Inserts	Toolholder Code No.	Shim	Shim Screw	Chipbreaker			Locking Screw	Hex Key
									Fine	Medium	Coarse		
5/8	0.827	8-1/4	.709	1.181	TPU-21	6-939-172	-	-	6-999-859	6-999-860	-	6-999-265	6-999-583
3/4	1.063	9-7/8	.925	1.378	TPU-21	6-939-173	-	-					6-999-584
1	1.339	11-3/4	1.201	1.575	TPU-32	6-939-174	-	-	6-999-863	6-999-864	6-999-865	6-999-271	6-999-582 & 6-999-584
1-1/4	1.693	14	1.516	1.772	TPU-32	6-939-175	6-999-391	6-999-400					6-999-582 & 6-999-584
1-1/2	2.086	15	1.889	1.968	TPU-32	6-939-176	6-999-394		6-999-867	6-999-868	6-999-869	6-999-275	6-999-582 & 6-999-585
2	2.559	16	2.362	1.968	TPU-43	6-939-178	6-999-394						

PE R/L Universal External Threading Toolholders

These new universal PER & PEL threading toolholders are designed for use with the most popular IC 3/8" (IC 9.525mm) and IC 1/2" (IC 12.7mm) inserts available from all major manufacturers, such as: VARDEX, SUMITOMO, MITSUBISHI, KENNAMENTAL, SANDVIK COROMANT, PRAMET, PLANSEE TIZIT or KORLOY. Each Toolholder is provided with a shim which allows to cut most common inch and metric threads (please refer to the chart on page 37.)



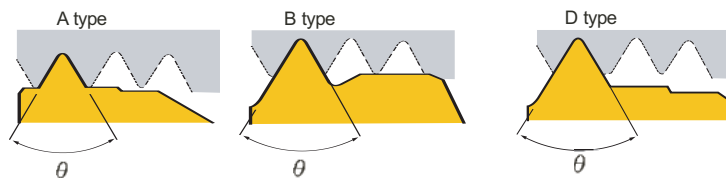
H=B	Insert IC Size	F	L	Toolholder PER/PEL		Spare Parts Code No. 6-820-					Hex Key	
				RH	LH	Shim		Shim Screw		Lever		Lever Screw
						RH	LH	RH	LH			
5/8	3/8	3/4	4	6-820-004R	6-820-004L	-905		-906L -906R		-903	-902	6-999-582 & 6-999-583
3/4		1	5	6-820-005R	6-820-005L							
1		1	6	6-820-006R	6-820-006L							
3/4	1/2	1	5	6-820-104R	6-820-104L	-910R	-910L	-906R	-906L	-9031	-9021	
1		1-1/4	6	6-820-105R	6-820-105L							



INSERTS:

(IC) $d = 3/8"$ (9.525mm)
 $t_{min} = .138"$ (3.5mm)
 $t_{max} = .187"$ (4.76mm)

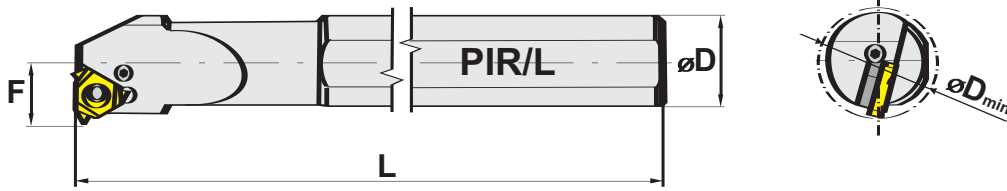
(IC) $d = 1/2"$ (12.7mm)
 $t = .187"$ (4.76mm)



60° Full Profile Inserts

60° Partial Profile Insert

PI R/L Universal Internal Threading Boring Bars



INSERTS:

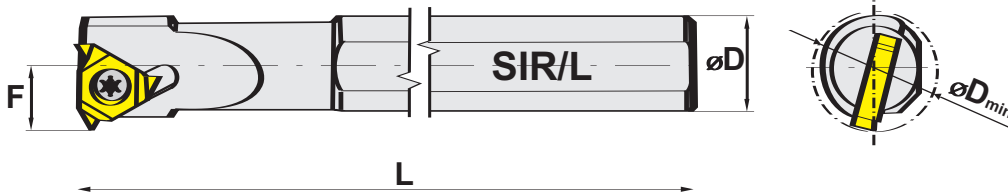
(IC) d=3/8" (9.525mm)
 t min = .138" (3.5mm)
 t max = .187" (4.76mm)

(IC) d = 1/2" (12.7mm)
 t = .187" (4.76mm)



Shank Dia.	Insert IC Size	F	L	Min. Bore	Right Hand		Left Hand		Spare Parts					
					Type	Code No.	Type	Code No.	Shim	Lever	Lever Screw	Shim Screw		Hex Key
												RH	LH	
1	3/8	5/8	10	1-1/4	SI-PIR 16-3	6-821-116R	SI-PIL 16-3	6-821-116L	6-820-905	6-820-903	6-820-902	6-820-906R	6-820-906L	6-999-582 & 6-999-583

SI R/L Universal Internal Threading Boring Bars



INSERTS:

(IC) d=3/8" (9.525mm)
 t min = .138" (3.5mm)
 t max = .187" (4.76mm)

(IC) d = 1/2" (12.7mm)
 t = .187" (4.76mm)



Shank Dia.	Insert IC Size	F	L	Min. Bore	Right Hand		Left Hand		Spare Parts Code No.	
					Type	Code No.	Type	Code No.	Screw	Torx Key
5/8	3/8	3/8	6	7/8	SI-SIR 10-3	6-821-010R	SI-SIL 10-3	6-821-010L	6-998-3509	6-998-015
3/4		7/16	7	1	SI-SIR 12-3	6-821-012R	SI-SIL 12-3	6-821-012L		

Internal and External Threading Recommendations

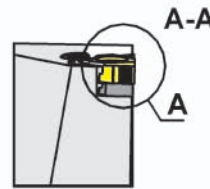
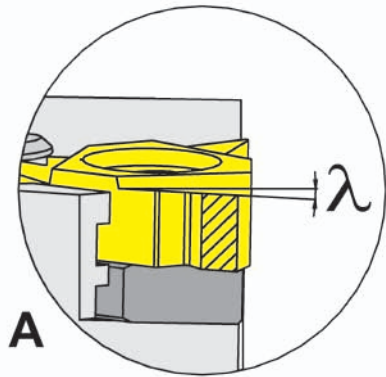
Recommended shims in reference to most popular threads

Recommended helix angle in reference to thread diameter and number of threads per inch (TPI) for 3/8" inserts only.

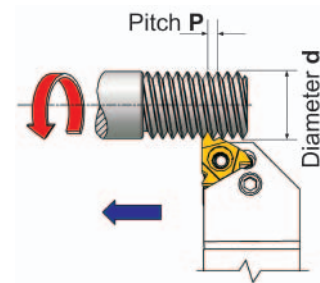
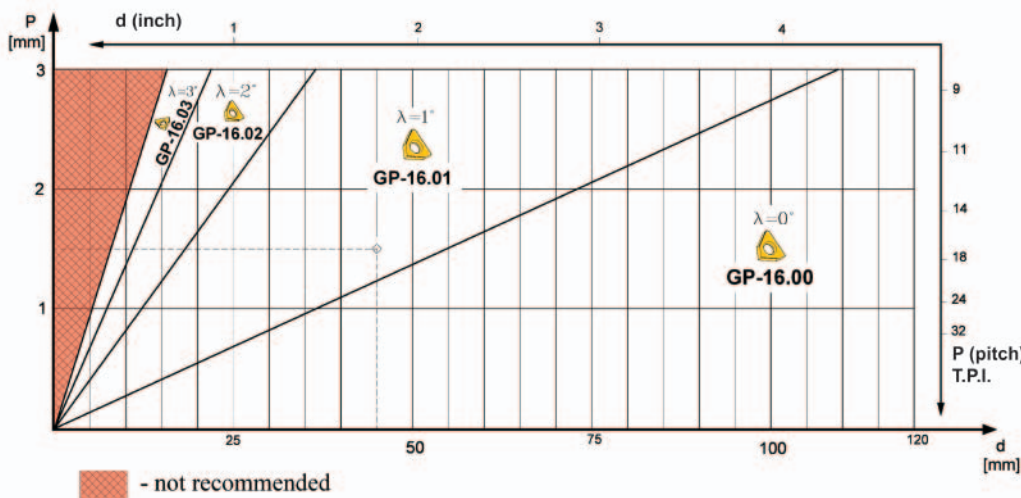
Thread	Shim	Thread	Shim	Thread	Shim	Thread	Shim
Imperial Thread				Metric Thread			
5-36	-	1/4-28	GP-16.03	M1.6 x 0.35	-	M16 x 2	GP-16.02
5-40	GP-16.03	5/16-18	GP-16.03	M2 x 0.4	GP-16.03	M16 x 1.5	GP-16.02
5-44	GP-16.03	5/16-24	GP-16.02	M2.5 x 0.45	GP-16.03	M17 x 1	GP-16.01
6-32	-	3/8-16	GP-16.03	M3 x 0.5	GP-16.03	M18 x 1.5	GP-16.01
6-36	GP-16.03	3/8-24	GP-16.02	M3 x 0.5	GP-16.03	M20 x 2.5	GP-16.02
6-40	GP-16.03	7/16-14	GP-16.03	M3.5 x 0.6		M20 x 1.5	GP-16.01
7-32	-	7/16-20	GP-16.02	M4 x 0.7		M20 x 1	GP-16.01
8-30	-	1/2-13	GP-16.03	M5 x 0.8"		M22 x 2.5	GP-16.02
8-32	-	1/2-20	GP-16.02	M6 x 1	GP-16.03	M22 x 1.5	GP-16.01
8-36	GP-16.03	9/16-12	GP-16.03	M8 x 1.25	GP-16.02	M24 x 3	GP-16.02
8-40	GP-16.03	9/16-18	GP-16.02	M8 x 1	GP-16.03	M25 x 1.5	GP-16.01
9-32	GP-16.03	5/8-11	GP-16.02	M10 x 1.5	GP-16.02	M27 x 3 "	GP-16.02
10-24	-	5/8-18	GP-16.02	M10 x 1.25	GP-16.01	M27 x 2	GP-16.01
10-28	GP-16.03	3/4-10		M10 x 0.75	GP-16.03	M30 x 3.5	GP-16.02
10-30	GP-16.03	3/4-16		M12 x 1.75	GP-16.02	M30 x 2	GP-16.01
10-32	GP-16.03	7/8-9		M12 x 1.5	GP-16.02	M30 x 1.5	GP-16.01
12-24	GP-16.03	7/8-14	GP-16.01	M12 x 1.25	GP-16.01	M33 x 2	GP-16.01
12-28	GP-16.03	1-8	GP-16.02	M12 x 1	GP-16.03	M 35 x 1.5	GP-16.01
12-32	GP-16.03	1-12	GP-16.01	M14 x 2	GP-16.01	M36 x 4	GP-16.02
1/4-20	-	1-1/4-7	GP-16.02	M14 X 1.5	GP-16.02	M36 x 2	GP-16.01

3/8" Shims

Type	Shim Code No.	Helix Angle
GP-16.00	6-820-9050*	0
GP-16.01	6-820-9051	1
GP-16.02	6-820-9052*	2
GP-16.03	6-820-9053*	3



Section A

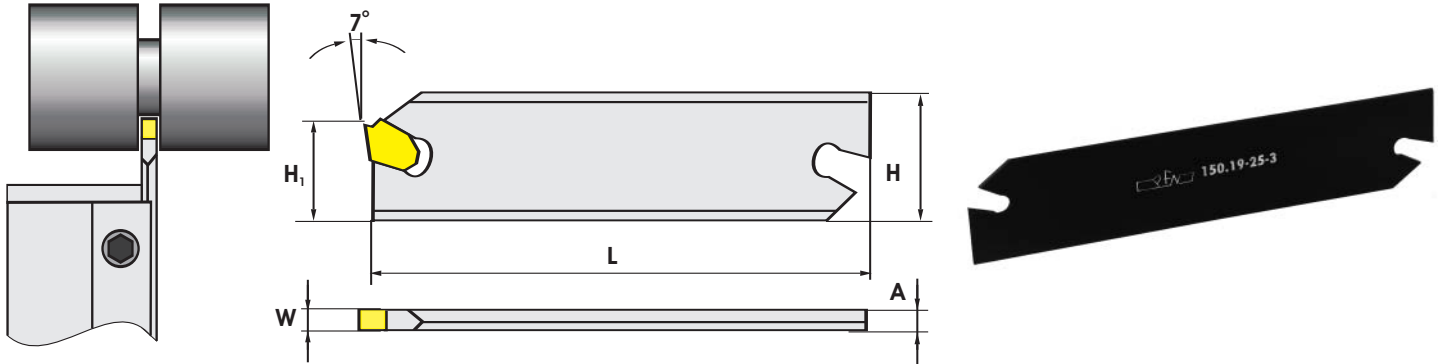


Recommended number of passes in reference to thread pitch "P"

Pitch (mm)	.5	.75	1.0	1.25	1.5	1.75	2.0	2.5	3.0	3.5	4.0	4.5	5.0	5.5	6.0
Threads per inch	48	32	24	20	16	14	12	10	8	7	6	5.5	5	4.5	4
No. of Passes	4-6	4-7	4-8	5-9	6-10	7-12	8-14	10-16	11-18	11-19			12-20		

$$\text{Pitch "P"} = \frac{25.4}{\text{Threads per inch}}$$

GTN



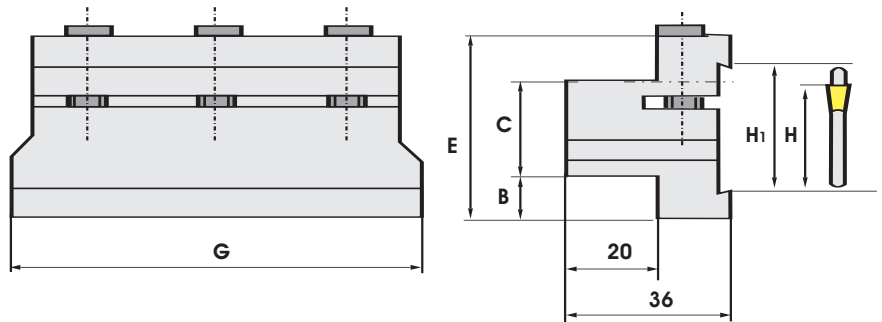
Double-ended adjustable blades

- When cutting off solid bar to center, cutting edge should be .004" – .006" above center height.
- Inserts sold separately.
- Extractor included.

Blade No.	W	H	H1	A	L	D	Blade Code No.	Tool Block Code No.	Insert Style	Extractor Code No.
26-2	.087	1.02	.83	.065	4.33	1.97	6-895-262	6-895-6195	GTN-2	6-998-913
26-3	.122			.091		2.95	6-895-263		GTN-3	
26-4	.161			.126		3.15	6-895-264		GTN-4	
26-5	.201			.169		3.15	6-895-265		GTN-5	
32-3	.122	1.26	.97	.091	5.91	3.94	6-895-323		6-895-6196	
32-4	.161			.126		3.94	6-895-324	GTN-4		
32-5	.201			.169		4.7	6-895-325	GTN-5		
32-6	.240			.217		4.7	6-895-326	GTN-6		

Tool Blocks

- Integral flexible clamping.
- Applicable for both right & left hand turning operations.
- Cutting edge at the same level as top of shank.
- Hex key and mounting screws included.




Tool Block Style	B	C	E	G	Tool Block Code No.	Hex Key Code No.	Screw Code No.
20	.315	.787	1.50	3.5	6-895-6195		
20-32	.512	.787	1.89	4.0	6-895-6196	6-999-585	6-998-915
25-32	.315	1.00	1.89	4.3	6-895-6256		



Blade & Inset Sets

Blade	Inserts TiN Coated	Code No.
26-2	GTN-2	6-895-722
26-3	GTN-3	6-895-723
32-4	GTN-4	6-895-734
32-5	GTN-5	6-895-735
32-6	GTN-6	6-895-736



Tool Block, Blade & Inset Sets

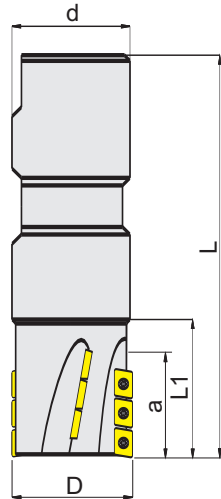
Set #	Blade	Block	Insert* - TiN	Code No.
3	26-3	20	GTN-3	6-895-903
4	26-4		GTN-4	6-895-904
5	26-5		GTN-5	6-895-905
13	32-3	20-32	GTN-3	6-895-913
14	32-4		GTN-4	6-895-914
15	32-5		GTN-5	6-895-915
23	32-3	25-32	GTN-3	6-895-923
24	32-3		GTN-4	6-895-924
25	32-5		GTN-5	6-895-925

Maxi-Mizer, APKT Long Edge End Mills Right Hand, Heavy Duty, with Weldon or CAT Shanks



Draw Bar Threads
Taper #40 5/8" - 11
Taper #50 1" - 8

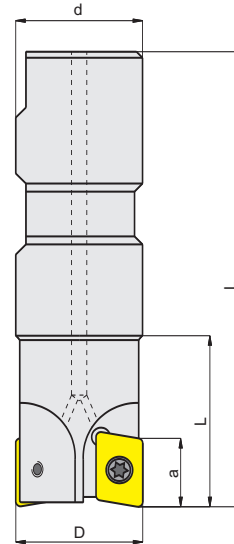
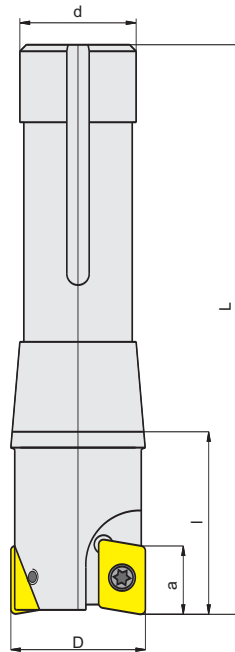
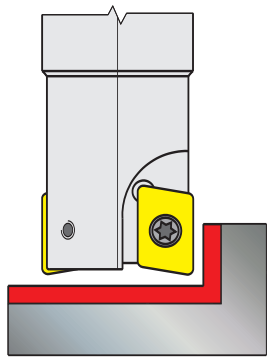
- 90° Heavy Duty Deep Slotting
- Side Milling and Finish Pocketing Cutters
- APKT 1003 and 1604 inserts
- Tapers are AT3, ANSI draw bar threads
- Ideal for High Speed Machining with low power consumption
- Also available with NST shank



Dia. D	OAL L	Cutting Length l	Projection Length L 1	Shank Dia. d	No. of Flutes	No. of Inserts	Insert Style	Stock No.	Locking Screw Code No.	Torx Key Code No.
WELDON SHANK										
1	4-1/4	1-15/32	1-31/32	1	2	8	APKT 1003	6-958-015	6-998-2506	6-998-007
1-1/4	4-1/2	1-53/64	2-7/32	1-1/4	3	15	APKT 1003	6-958-025	6-998-2506	6-998-007
1-1/2	5	2-1/16	2-23/32	1-1/4	4	24	APKT 1003	6-958-030	6-998-2506	6-998-007
1-1/2	5	2-13/64	2-23/32	1-1/4	4	24	APKT 1003	6-958-035	6-998-2506	6-998-007
1-1/4	4	1	1-23/32	1-1/4	2	4	APKT 1604	6-958-040	6-998-4008	6-998-015
1-1/2	4-1/2	1-1/2	2-7/32	1-1/4	2	6	APKT 1604	6-958-045	6-998-4008	6-998-015
1-3/4	5-5/32	2	2-15/32	1-1/2	2	8	APKT 1604	6-958-050	6-998-4008	6-998-015
2	5-13/32	2-9/32	2-23/32	1-1/2	3	12	APKT 1604	6-958-055	6-998-4008	6-998-015
2	5-15/16	2-13/16	3-1/4	1-1/2	3	15	APKT 1604	6-958-060	6-998-4008	6-998-015
2	6-1/2	2-13/16	3-1/4	2	3	15	APKT 1604	6-958-065	6-998-4008	6-998-015
2-1/2	6-15/32	3-11/32	3-25/32	1-1/2	4	24	APKT 1604	6-958-070	6-998-4008	6-998-015
2-1/2	6-15/16	3-11/32	3-25/32	2	4	24	APKT 1604	6-958-075	6-998-4008	6-998-015
3	6-29/32	3-25/32	4-7/32	1-1/2	5	35	APKT 1604	6-958-080	6-998-4008	6-998-015
3	7-15/32	3-25/32	4-7/32	2	5	35	APKT 1604	6-958-085	6-998-4008	6-998-015
R8 SHANK										
2	7-7/16	2-9/32	4-3/4	CAT-40	3	12	APKT 1604	9-958-220	6-998-4011	6-998-015
2	9-1/2	2-13/16	5-1/2	CAT-50	3	15	APKT 1604	6-958-320	6-998-4011	6-998-015
2-1/2	10-1/2	3-11/32	6-1/2	CAT-50	4	24	APKT 1604	6-958-325	6-998-4011	6-998-015
3	11-1/16	3-29/32	7-1/16	CAT-50	5	35	APKT 1604	6-958-330	6-998-4011	6-998-015

End Mills, APKT

Right Hand Cut, with Weldon or R8 Shanks



- 90° Multi-Purpose End Mill for low HP machines
- APKT 1003 and 1604 inserts
- Thru-hole coolant styles available
- Excellent replacement for standard HSS, Cobalt and Carbide round offerings
- Rigid, chatterless performance on CNC and conventional milling machines
- R8 drawbar thread: 7/16" - 20

Tool Angles:

Cutting, Radial and Axial Angles:

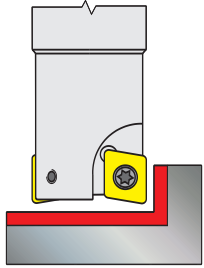
See below

Setting Angle: 90°

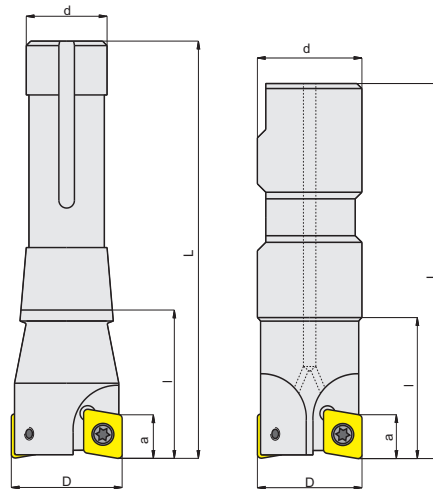
Dia. D	OAL L	Cutting Length l	Shank Dia. d	Cutting Depth a	No. of Inserts	Insert Style	Cutting Rake Angle	Axial Rake Angle	Radial Rake Angle	Stock No.	Locking Screw Code No.	Torx Key Code No.
WELDON SHANK												
3/8	2-21/32	1-3/32	3/8	3/8	1	APKT1003	-20	0	-20	6-941-000	6-998-2504	6-998-007
1/2	2-7/8	1-3/32	1/2	3/8	1	APKT1003	-17	0	-17	6-941-001	6-998-2504	6-998-007
5/8	3	1-3/32	5/8	3/8	2	APKT1003	-10	2, 2	-10	6-941-002	6-998-2506	6-998-007
3/4	3-5/16	1-9/32	3/4	3/8	2	APKT1003	-6	2, 2	-6	6-941-003	6-998-2506	6-998-007
7/8	3-5/16	1-9/32	3/4	3/8	3	APKT1003	-6	2, 4	-6	6-941-004	6-998-2506	6-998-007
1	3-11/16	1-21/32	3/4	5/8	2	APKT1604	-11	4, 6	-11	6-941-005	6-998-4008	6-998-015
1	3-15/16	1-21/32	1	5/8	2	APKT1604	-11	4, 6	-11	6-941-010	6-998-4008	6-998-015
1-1/4	3-11/16	1-31/32	3/4	5/8	3	APKT1604	-10	6, 8, 6	-10	6-941-015	6-998-4008	6-998-015
1-1/4	3-15/16	1-31/32	1	5/8	3	APKT1604	-10	6, 8, 6	-10	6-941-020	6-998-4008	6-998-015
1-1/4	3-15/16	1-21/32	1-1/4	5/8	3	APKT1604	-10	6, 8, 6	-10	6-941-022	6-998-4008	6-998-015
1-1/2	4	1-31/32	3/4	5/8	4	APKT1604	-12	6, 8, 6, 8	-12	6-941-025	6-998-4008	6-998-015
1-1/2	4-1/4	1-31/32	1	5/8	4	APKT1604	-12	6, 8, 6, 8	-12	6-941-030	6-998-4008	6-998-015
1-1/2	4-1/4	1-31/32	1-1/4	5/8	4	APKT1604	-12	6, 8, 6, 8	-12	6-941-032	6-998-4008	6-998-015
2	4-1/4	1-31/32	1	5/8	5	APKT1604	-10	6, 8, 6, 8, 6	-10	6-941-040	6-998-4011	6-998-015
2	4-1/4	1-31/32	1-1/4	5/8	5	APKT1604	-10	6, 8, 6, 8, 6	-10	6-941-045	6-998-4011	6-998-015
2	4-11/16	2	1-1/2	5/8	5	APKT1604	-10	6, 8, 6, 8, 6	-10	6-941-046	6-998-4011	6-998-015
2	5-1/4	2	2	5/8	5	APKT1604	-10	6, 8, 6, 8, 6	-10	6-941-048	6-998-4011	6-998-015
2-1/2	4-1/4	1-31/32	1	5/8	6	APKT1604	-8	6, 8, 6, 8, 6, 8	-8	6-941-050	6-998-4011	6-998-015
2-1/2	4-1/4	1-31/32	1-1/4	5/8	6	APKT1604	-8	6, 8, 6, 8, 6, 8	-8	6-941-055	6-998-4011	6-998-015
2-1/2	4-11/16	2	1-1/2	5/8	6	APKT1604	-8	6, 8, 6, 8, 6, 8	-8	6-941-058	6-998-4011	6-998-015
2-1/2	5-1/4	2	2	5/8	6	APKT1604	-8	6, 8, 6, 8, 6, 8	-8	6-941-060	6-998-4011	6-998-015
R8 SHANK												
1	5-27/32	1-43/64	R8	5/8	2	APKT1604	-11	4, 6	-11	6-941-105	6-998-4008	6-998-015
1-1/4	5-27/32	1-43/64	R8	5/8	3	APKT1604	-10	6, 8, 6	-10	6-941-110	6-998-4008	6-998-015
1-1/2	6-1/8	1-61/64	R8	5/8	4	APKT1604	-12	6, 8, 6, 8	-12	6-941-115	6-998-4008	6-998-015
2	6-1/8	1-61/64	R8	5/8	5	APKT1604	-10	6, 8, 6, 8, 6	-10	6-941-120	6-998-4011	6-998-015
2-1/2	6-1/8	1-61/64	R8	5/8	6	APKT1604	-8	6, 8, 6, 8, 6, 8	-8	6-941-125	6-998-4011	6-998-015

End Mills, CCMT

Right Hand Cut, with Weldon or R8 Shanks



Tool Angles:
 Cutting Rake Angle: -11° to -5°
 Radial Rake Angle: -11° to -5°
 Axial Rake Angle: 2°
 Setting Angle: 90°

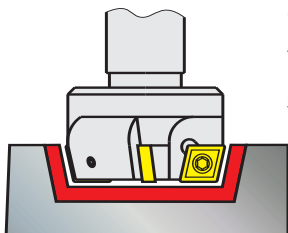


- 90° Multi-Purpose End Mill for low HP machines
- CCMT 1/4" and 3/8" screw down inserts
- Thru-hole coolant styles available
- Good replacement for standard HSS, Cobalt and Carbide round offerings

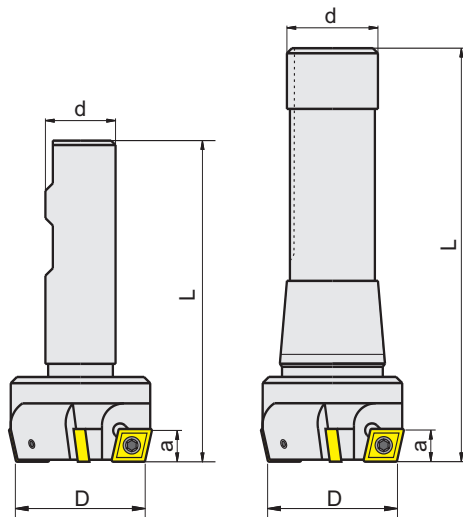

Dia. D	OAL L	Cutting Length l	Shank Dia. d	a	No. of Inserts	Insert Style	Stock No.	Locking Screw Code No.	Torx Key Code No.
1/2	2-13/16	1-1/32	1/2	15/64	1	CCMT 21.51	6-943-005	6-998-2506	6-998-007
5/8	2-31/32	1-1/16	5/8	15/64	2	CCMT 21.51	6-943-010	6-998-2506	6-998-007
3/4	3-9/32	1-1/4	3/4	15/64	2	CCMT 21.51	6-943-015	6-998-2506	6-998-007
7/8	3-9/32	1-1/4	7/8	11/32	2	CCMT 32.52	6-943-020	6-998-4008	6-998-015
1	3-15/16	1-21/32	1	11/32	2	CCMT 32.52	6-943-025	6-998-4008	6-998-015
1-1/4	3-15/16	1-21/32	1-1/4	11/32	3	CCMT 32.52	6-943-030	6-998-4008	6-998-015
1	5-11/16	1-33/64	R8	11/32	2	CCMT 32.52	6-943-125	6-998-4008	6-998-015
1-1/4	5-11/16	1-33/64	R8	11/32	3	CCMT 32.52	6-943-130	6-998-4008	6-998-015

Face Milling Cutters, CNMG

Right Hand Cut, with Weldon or R8 Shanks



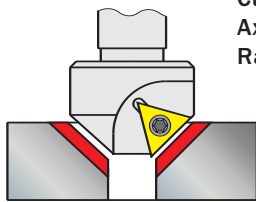
Tool Angles:
 Cutting Rake Angle: -7°
 Axial Rake Angle: -7°
 Radial Rake Angle: -7°
 Setting Rake: 75°



Dia. D	Shank Type	OAL L	Cutting Length	a	of Inserts	Insert Style	Stock No.	Locking Screw Code No.	Torx Key Code No.
WELDON SHANK									
2	3/4	3-1/4	1-1/2	.450	3	CNMG-43	6-976-020	6-998-4512	6-998-020
2	1	4	1-1/2	.450	3	CNMG-43	6-976-025	6-998-4512	6-998-020
R8 BRIDGEPORT SHANK									
2	R8	5-5/8	1-3/4	.450	3	CNMG-43	6-976-120	6-998-4512	6-998-020

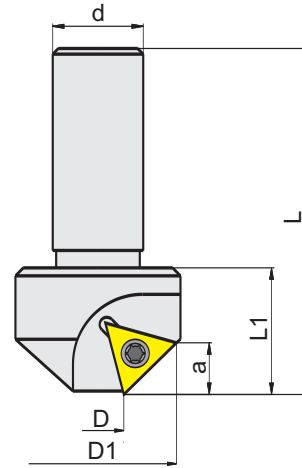
End Mills, TDGW

Right Hand Cut, with Weldon or R8 Shanks



Tool Angles:

- Cutting Rake Angle: +15°
- Axial Rake Angle: 0°
- Radial Rake Angle: 0°

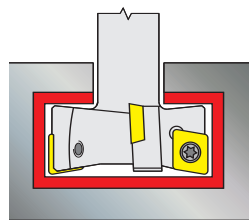


- 15° Positive triangular screw down inserts.
- Ideal upgrade from current HSS, Cobalt and Solid Carbide offerings.
- 45°, 60°, 82°, and 90° RH Cut
- Available in 3-piece sets

Angle	Cutter Body		Shank Dia. d	OAL L	L1	a	Inserts	Insert Style	Stock No.	Locking Screw Code No.	Torx Key Code No.
	D Min	D1 Max									
45	1/4	9/16	3/8	2-1/4	1	.355	1	TDGW-21.51	6-945-410	6-998-2505	6-998-008
45	1/2	31/32	1/2	2-1/2	1	.559	1	TDGW-321	6-945-415	6-998-4008	6-998-015
45	3/4	1-15/64	3/4	3-1/2	1-1/4	.559	1	TDGW-321	6-945-420	6-998-4008	6-998-015
60	1/4	21/32	3/8	2-1/4	1	.335	1	TDGW-21.51	6-945-610	6-998-2505	6-998-008
60	1/2	1-1/8	1/2	2-1/2	1	.524	1	TDGW-321	6-945-615	6-998-4008	6-998-015
60	3/4	1-3/8	3/4	3-1/2	1-1/4	.524	3	TDGW-321	6-945-620	6-998-4008	6-998-015
82	1/4	51/64	3/8	2-1/4	1	.291	1	TDGW-21.51	6-945-810	6-998-2505	6-998-008
82	1/2	1-11/32	1/2	2-1/2	1	.453	1	TDGW-321	6-945-815	6-998-4008	6-998-015
82	3/4	1-9/16	3/4	3-1/2	1-1/4	.453	3	TDGW-321	6-945-820	6-998-4008	6-998-015
90	1/4	53/64	3/8	2-1/4	1	.272	1	TDGW-21.51	6-945-910	6-998-2505	6-998-008
90	1/2	1-25/64	1/2	2-1/2	1	.425	1	TDGW-321	6-945-915	6-998-4008	6-998-015
90	3/4	1-41/64	3/4	3-1/2	1-1/4	.425	3	TDGW-321	6-945-920	6-998-4008	6-998-015

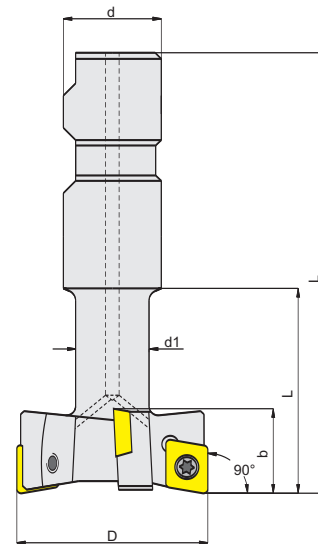

T-Slot Cutters, CCMT

Right Hand Cut, with Weldon or R8 Shanks



Tool Angles:

- Cutting Rake Angle: -4°
- Setting Angle: 90°
- Axial Rake Angle: 2°
- Radial Rake Angle: -4°

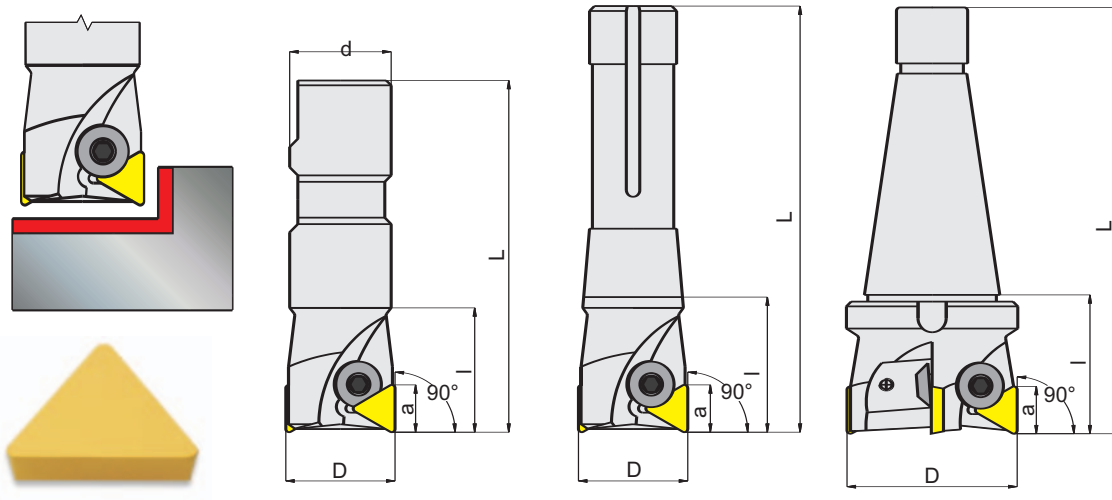


- Standard and thru-hole designs.
- CCMT1/4", 5/16", 3/8", and 1/2 screw down inserts are designed to cut ANSI tolerance T Slots.
- 90° setting angle.

T-Bolt Size	Cutter Dia. D	Shank Dia. d	Neck Dia. a	Width of Cut b	Cutting Length l	OAL L	of Inserts	Insert Style	Stock No.	Thru Coolant Stock No.	Locking Screw Code	Torx Key Code No.
1/2	31/32	3/4	17/32	25/64	1-13/32	3-7/16	2	CCMT 21.51	6-940-005	6-940-505	6-998-2506	6-998-007
5/8	1-1/4	1	21/32	31/64	1-21/32	3-15/16	2	CCMT 2.522	6-940-010	6-940-510	6-998-3007	6-998-009
3/4	1-15/32	1	25/32	5/8	2-5/32	4-13/16	4	CCMT 32.52	6-940-015	6-940-515	6-998-4008	6-998-015
1	1-27/32	1-1/4	1-1/32	53/64	2-17/32	4-13/16	4	CCMT 432	6-940-020	6-940-520	6-998-5011	6-998-020

End Mills, TPG

Right Hand Cut, with Weldon, NST or R8 Shanks



- 90° setting angle.
- Standard triangular utility lock-down inserts make this cutter a good, economical, general purpose choice.

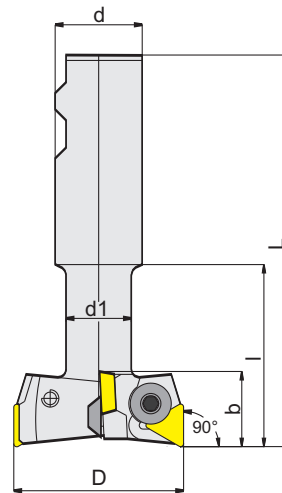
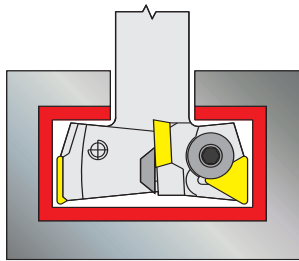
Tool Angles:
 Setting Rake: 90°
 Cutting Rake Angle: 0°
 Axial Rake Angle: 0°

Dia. D	OAL L	Cutting Length l	Shank Type	a	of Inserts	Insert Style	Stock No.	Locking Screw Code No.	Hex Key Code No.
WELDON SHANK									
1/2	2-25/32	1	1/2	7/16	1	TPG/TPU-21	6-901-002	6-999-260	6-999-583
3/4	3-1/4	1-7/32	3/4	21/32	1	TPG/TPU/TPC-32	6-901-004	6-999-268	6-999-584
3/4	3-1/4	1-7/32	3/4	7/16	2	TPG/TPU-21	6-901-005	6-999-262	6-999-583
7/8	3-1/4	1-7/32	3/4	7/16	2	TPG/TPU-22	6-901-007	6-999-262	6-999-583
1	3-1/4	1-7/32	3/4	7/16	2	TPG/TPU-22	6-901-010	6-999-262	6-999-583
1-1/4	3-1/4	1-7/32	3/4	21/32	2	TPG/TPU/TPC-32	6-901-015	6-999-270	6-999-584
1-3/8	3-1/4	1-7/32	3/4	21/32	2	TPG/TPU/TPC-32	6-901-017	6-999-270	6-999-584
1-1/2	3-1/4	1-7/32	3/4	21/32	3	TPG/TPU/TPC-32	6-901-020	6-999-268	6-999-584
1-5/8	3-1/4	1-7/32	3/4	21/32	3	TPG/TPU/TPC-32	6-901-023	6-999-270	6-999-584
1-3/4	3-1/4	1-7/32	3/4	21/32	3	TPG/TPU/TPC-32	6-901-025	6-999-270	6-999-584
2	3-1/4	1-7/32	3/4	21/32	3	TPG/TPU/TPC-32	6-901-030	6-999-270	6-999-584
1	3-31/64	1-13/64	1	7/16	2	TPC/TPU-22	6-901-060	6-999-262	6-999-583
1-1/4	3-11/16	1-13/32	1	21/32	2	TPG/TPU/TPC-32	6-901-065	6-999-270	6-999-584
1-3/8	3-11/16	1-13/32	1	21/32	2	TPG/TPU/TPC-32	6-901-067	6-999-270	6-999-584
1-1/2	3-11/16	1-13/32	1	21/32	3	TPG/TPU/TPC-32	6-901-070	6-999-268	6-999-584
1-5/8	3-11/16	1-13/32	1	21/32	3	TPG/TPU/TPC-32	6-901-073	6-999-270	6-999-584
1-3/4	3-11/16	1-13/32	1	21/32	3	TPG/TPU/TPC-32	6-901-075	6-999-270	6-999-584
2	3-11/16	1-13/32	1	21/32	3	TPG/TPU/TPC-32	6-901-080	6-999-270	6-999-584
2-1/2	3-11/16	1-13/32	1-1/4	21/32	4	TPG/TPU/TPC-32	6-901-085	6-999-270	6-999-584
3	3-11/16	1-13/32	1-1/4	21/32	5	TPG/TPU/TPC-32	6-901-090	6-999-270	6-999-584
NST SHANK									
2	5	2-19/64	NST-30	21/32	3	TPG/TPU/TPC-32	6-901-330	6-999-270	6-999-584
2	5-63/64	2-9/32	NST-40	21/32	3	TPG/TPU/TPC-32	6-901-430	6-999-270	6-999-584
2-1/2	5-63/64	2-9/32	NST-40	21/32	4	TPG/TPU/TPC-32	6-901-435	6-999-270	6-999-584
3	5-63/64	2-9/32	NST-40	21/32	5	TPG/TPU/TPC-32	6-901-440	6-999-270	6-999-584
R8 SHANK									
1	5-3/8	1-21/64	R8	7/16	2	TPG/TPU-22	6-901-510	6-999-262	6-999-583
1-1/4	5-37/64	1-33/64	R8	21/32	2	TPG/TPU/TPC-32	6-901-515	6-999-270	6-999-584
1-3/8	5-37/64	1-33/64	R8	21/32	2	TPG/TPU/TPC-32	6-901-517	6-999-270	6-999-584
1-1/2	5-37/64	1-33/64	R8	21/32	3	TPG/TPU/TPC-32	6-901-520	6-999-268	6-999-584
1-5/8	5-37/64	1-33/64	R8	21/32	3	TPG/TPU/TPC-32	6-901-523	6-999-270	6-999-584
1-3/4	5-37/64	1-33/64	R8	21/32	3	TPG/TPU/TPC-32	6-901-525	6-999-270	6-999-584
2	5-37/64	1-33/64	R8	21/32	3	TPG/TPU/TPC-32	6-901-530	6-999-270	6-999-584
2-1/2	5-37/64	1-33/64	R8	21/32	4	TPG/TPU/TPC-32	6-901-535	6-999-270	6-999-584
3	5-37/64	1-33/64	R8	21/32	5	TPG/TPU/TPC-32	6-901-540	6-999-270	6-999-584

T-Slot Cutters, TPG

Right Hand Cut, with Weldon shank

Tool Angles:
 Setting Rake: 90°
 Axial Rake Angle: 3°

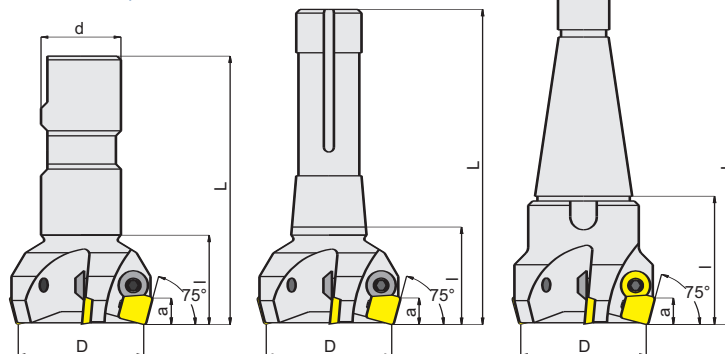
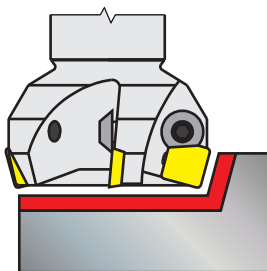


- 90° setting angle.
- Standard, positive, triangular 1/4", 3/8", and 1/2" IC lock down inserts provide an economical option and are ideal for general purpose machining.

T-Bolt Size	Cutter Dia. D	Shank Dia. d	Neck Dia. d1	Width of Cut b	Cutting Length l	OAL L	of Inserts	Insert Style	Stock No.	Locking Screw Code No.		Hex Key Code No.
										RH	LH	
3/4	1-15/32	1	25/32	5/8	2-5/32	4-7/16	2	TPG-222	6-900-002	6-999-260	6-999-264	6-999-583
1	1-27/32	1-1/4	1-1/32	53/64	2-17/32	4-13/16	4	TPG-322	6-900-004	6-999-266	6-999-267	6-999-583
1-1/4	2-7/32	1-1/4	1-9/32	1-3/32	3-3/32	5-3/8	4	TPG-322	6-900-006	6-999-270	6-999-271	6-999-584
1-1/2	2-3/4	1-1/4	1-17/32	1-11/32	3-5/8	5-29/32	4	TPG-433	6-900-008	6-999-274	6-999-275	6-999-585

Face Milling Cutters, SP...42

Right Hand Cut, with Weldon, R8 or NST shank



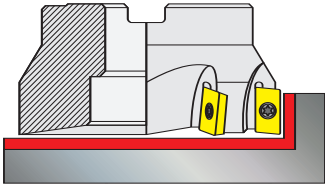
- 75° Geometry allows for heavier stock removal relative to standard 90° face milling.
- Lock-down screws allow for use of utility grade inserts.

Tool Angles:
 Setting Angle: 75°
 Cutting Rake Angle: 1°
 Radial Rake Angle: 0°
 Axial Rake Angle: 4°

Dia. D	OAL L	Cutting Length l	Shank Type	a	of Inserts	Insert Style	Stock No.	Locking Screw Code No.	Hex Key Code No.
2	3-21/32	1-3/8	1-1/4	23/64	3	SPC/SPG/SPU-42	6-915-020	6-999-270	6-999-584
2	5-19/32	1-17/32	R8	23/64	3	SPC/SPG/SPU-42	6-915-010	6-999-270	6-999-584
2-1/2	6	1-61/64	R8	23/64	4	SPC/SPG/SPU-42	6-915-047	6-999-270	6-999-584
3	6	1-61/64	R8	23/64	5	SPC/SPG/SPU-42	6-915-050	6-999-270	6-999-584
2	5-1/64	2-5/16	NST-30	23/64	3	SPC/SPG/SPU-42	6-915-030	6-999-270	6-999-584
2	6	2-19/64	NST-40	23/64	3	SPC/SPG/SPU-42	6-915-040	6-999-270	6-999-584
2-1/2	6	2-19/64	NST-40	23/64	4	SPC/SPG/SPU-42	6-915-043	6-999-270	6-999-584
3	6	2-19/64	NST-40	23/64	5	SPC/SPG/SPU-42	6-915-045	6-999-270	6-999-584


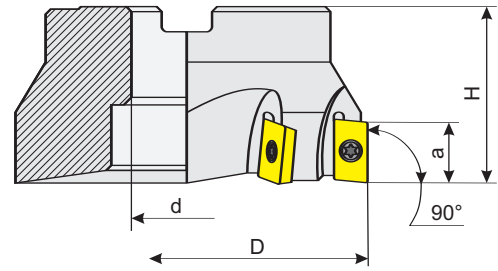
Face Milling Cutters, APKT

Right Hand Cut



Tool Angles:

- Cutting Rake Angle: -12° to -6°
- Radial Rake Angle: -12° to -6°
- Axial Rake Angle: 7° to 10°
- Setting Angle: 90°


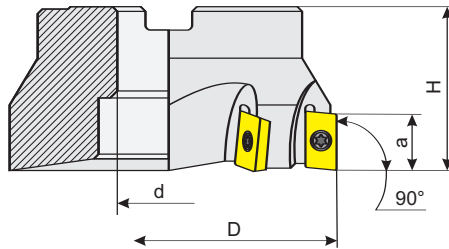
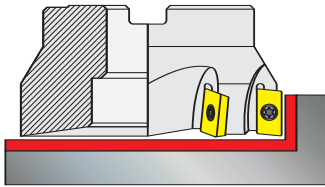


Dia. D	Arbor Holed	Height H	a	No. of Inserts	Inserts	Stock No.	Locking Screw Code No.	Torx Key Code No.
1-1/2	1/2	1-37/64	5/8	4	APKT 1604	6-954-015	6-998-4008	6-998-015
4	1-1/4	1-31/32	5/8	8	APKT 1604	6-954-040	6-998-4011	6-998-015
5	1-1/2	2-31/64	5/8	9	APKT 1604	6-954-050	6-998-4011	6-998-015
6	2	2-31/64	5/8	10	APKT 1604	6-954-060	6-998-4011	6-998-015
8	2-1/2	2-31/64	5/8	12	APKT 1604	6-954-080	6-998-4011	6-998-015

- 90° Square Shoulder Face and Side Milling with APKT 1604 inserts.
- Wide flutes allow for excellent chip removal.

“TURBO” Face Milling Cutters, APKT

Right Hand Cut



- 90° APKT 1604 inserts compliment this cutter's unique geometry.
- Irregularly spaced flutes allow faster stock removal, reduced harmonics and chattering, thus minimizing heat and friction.
- The most efficient milling cutterbody in our offering.

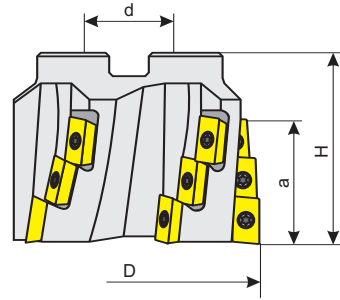
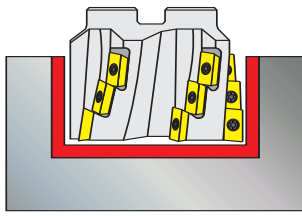
Tool Angles:

- Cutting Rake Angle: -11° , -8° , -6°
- Radial Rake Angle: -11° , -8° , -6°
- Axial Rake Angle: 7° , 9°
- Setting Angle: 90°



Dia.	Arbor Hole	Cutting Depth	No. of Inserts	Insert Style	Stock No.	Arbor Screw	Arbor Screw Hex Key	Insert Screw	Torx Key
2	3/4	5/8	5	APKT 1604	6-955-020	6-999-2571	6-999-585	6-998-4008	6-998-015
3	1	5/8	6	APKT 1604	6-955-030	-	-	6-998-4008	6-998-015
4	1-1/4	5/8	8	APKT 1604	6-955-040	-	-	6-998-4008	6-998-015
4	1-1/2	5/8	8	APKT 1604	6-955-045	-	-	6-998-4008	6-998-015

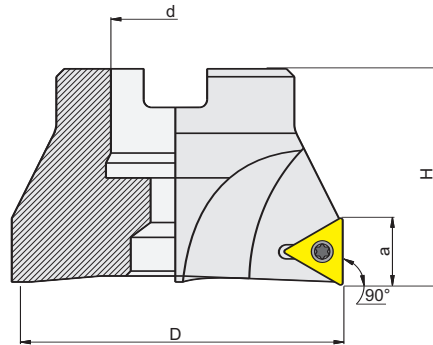
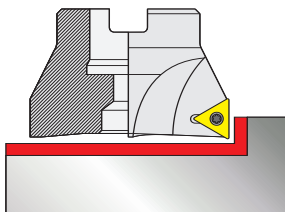
Helical Shell End Mills, APKT Right Hand Cut, Heavy Duty, 90° Lead Angle



- 90° Heavy Duty Deep Slotting, Side Milling and Finish Pocketing Cutter.
- Helical flutes are ideal for High Speed machining with low power consumption.

Dia. D	Arbor Holed	Height H	Length of Cut a	No. of Flutes	No. of Inserts	Inserts	Stock No.	Arbor Screw Code No.	Hex Key Code No.	Locking Screw Code No.	Torx Key Code No.
2	1	2-3/8	1	3	6	APKT 1604	6-956-020	6-999-2585	6-999-588	6-998-4011	6-998-015
2-1/2	1	2-3/8	1-1/2	4	12	APKT 1604	6-956-025	-	-	6-998-4011	6-998-015
3	1-1/4	2-3/8	1-1/2	5	15	APKT 1604	6-956-030	-	-	6-998-4011	6-998-015
4	1-1/2	2-3/8	1-1/2	6	18	APKT 1604	6-956-040	-	-	6-998-4011	6-998-015
5	1-1/2	2-3/8	1-1/2	7	21	APKT 1604	6-956-050	-	-	6-998-4011	6-998-015
6	2	3-9/64	2	8	32	APKT 1604	6-956-060	-	-	6-998-4011	6-998-015
8	2-1/2	3-9/64	2	10	40	APKT 1604	6-956-080	-	-	6-998-4011	6-998-015

Square Shoulder Milling Cutters, TCMT Right Hand Cut



Tool Angles:


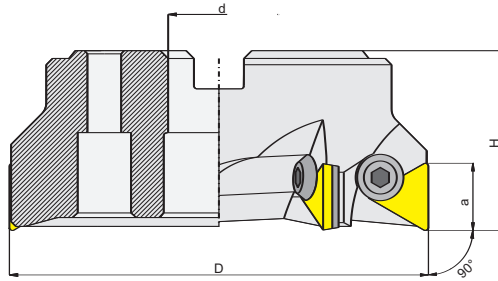
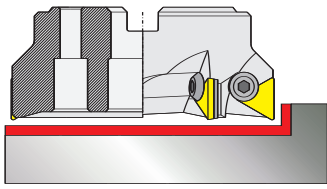
Cutting Rake Angle: 0° to -5°
Setting Angle: 90°
Axial Rake Angle: 4°
Radial Rake Angle: 0° to -5°

- 90° Square Shoulder Cutter body.
- Positive Triangular 3/8 IC screw down utility inserts make this an economical and multi-purpose choice.

Dia. D	Arbor Holed	a	Height H	No. of Inserts	Inserts	Stock No.	Arbor Screw Code No.	Hex Key Code No.	Locking Screw Code No.	Torx Key Code No.
1-1/2	1/2	5/8	1-37/64	3	TCMT 32.52	6-952-015	6-999-254	6-999-585	6-998-4008	6-998-015
2	3/4	5/8	1-37/64	3	TCMT 32.52	6-952-020	6-999-2571	6-999-586	6-998-4011	6-998-015
2-1/2	1	5/8	1-37/64	3	TCMT 32.52	6-952-025	6-999-2585	6-999-588	6-998-4011	6-998-015
3	1	5/8	1-31/32	5	TCMT 32.52	6-952-030	6-999-259	6-999-588	6-998-4011	6-998-015

Shoulder Milling Cutters, TPC/TPG/TPU/TPN

Right Hand Cut



Tool Angles:

Setting Angle: 90°

Cutting Rake Angle: 0°

Radial Rake Angle: 0°

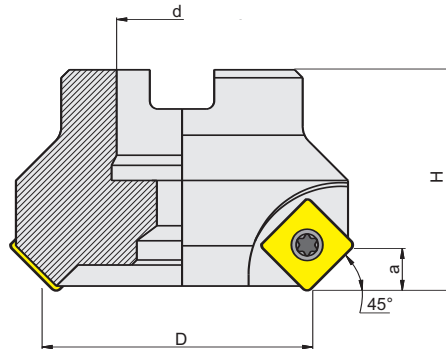
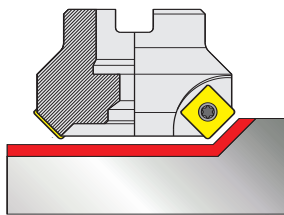
Axial Rake Angle: 0°

- 90° Square shoulder cutter body.
- Positive Triangular 3/8 and 1/2 IC lock down utility inserts make this an economical and multi-purpose choice.

Dia. D	Height H	Arbor Holed	a	No. of Inserts	Inserts	Stock No.	Shim Code No.	Shim Screw Code No.	Locking Screw Code No.	Hex Key Code No.	Arbor Screw Code No.	Hex Key Code No.
1-1/2	1-37/64	1/2	21/32	3	TPC-32 or	6-902-156	-	-	6-999-270	6-999-584	6-999-254	6-999-585
2	1-21/32	3/4	21/32	3	TPU-32 or	6-902-157	-	-	6-999-270	6-999-584	6-999-2571	6-999-586
2-1/2	1-27/32	1	55/64	3	TPG-32	6-902-158	-	-	6-999-274	6-999-585	6-999-2585	6-999-588
3	1-31/32	1	55/64	4	TPC-43	6-902-159	6-999-394	6-999-400	6-999-274	6-999-585	6-999-259	6-999-588
4	1-25/32	1-1/2	55/64	5	or	6-902-160	6-999-394	6-999-400	6-999-274	6-999-585	-	-
5	2-31/64	1-1/2	55/64	6	TPN-43	6-902-161	6-999-394	6-999-400	6-999-274	6-999-585	-	-
6	2-31/64	2	55/64	7	or	6-902-162	6-999-394	6-999-400	6-999-274	6-999-585	-	-
8	2-31/64	2-1/2	55/64	8	TPU-43	6-902-163	6-999-394	6-999-400	6-999-274	6-999-585	-	-

Maxi-Mizer Face Milling Cutters, SEHT

Right Hand Cut, 45° Setting Angle



Tool Angles:

Setting Angle: 45°

Cutting Rake Angle: +10°

Radial Rake Angle: -9°

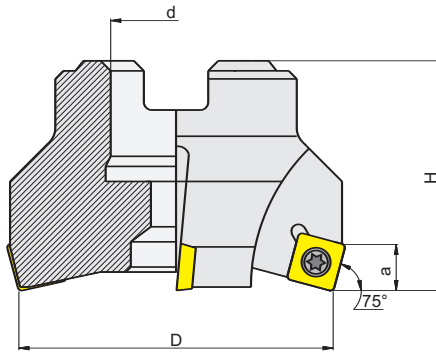
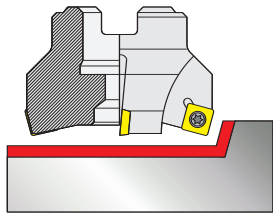
Axial Rake Angle: +20°

- 45° Setting angle utilizes a standard 1/2 IC square screw down insert making it a multi-purpose high speed face mill and 45 chamfer cutter.
- Versatile cutter for difficult machining conditions.

Dia. D	Arbor Holed	Height H	a	No. of Inserts	Inserts	Stock No.	Arbor Screw Code No.	Hex Key Code No.	Locking Screw Code No.	Torx Key Code No.
2	3/4	1-37/64	15/64	4	SEHT 1204	6-963-020	6-999-257	6-999-586	6-998-5012	6-998-015
2-1/2	3/4	1-37/64	15/64	5	SEHT 1204	6-963-025	6-999-257	6-999-586	6-998-5012	6-998-015
3	1	1-31/32	15/64	5	SEHT 1204	6-963-030	-	-	6-998-5012	6-998-015
4	1-1/4	1-31/32	15/64	6	SEHT 1204	6-963-040	-	-	6-998-5012	6-998-015
5	1-1/2	2-31/64	15/64	7	SEHT 1204	6-963-050	-	-	6-998-5012	6-998-015
6	2	2-31/64	15/64	8	SEHT 1204	6-963-060	-	-	6-998-5012	6-998-015

Maxi-Mizer Face Milling Cutters, SCMT

Right Hand Cut



Tool Angles:

Cutting Rake Angle: 0°
 Radial Rake Angle: 0°
 Axial Rake Angle: 4°
 Setting Angle: 75°

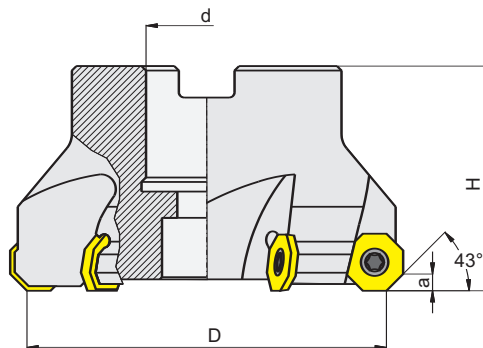
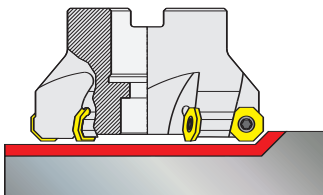
• 75° pocket setting takes a standard 1/2" IC square, screw down insert, and allows this cutter to increase stock removal.



Dia. D	Arbor Holed	Height H	a	No. of Inserts	Inserts	Stock No.	Arbor Screw Code No.	Hex Key Code No.	Locking Screw Code No.	Torx Key Code No.
2	3/4	1-37/64	11/32	4	SCMT 432	6-964-020	6-999-257	6-999-586	6-998-5012	6-998-015
2-1/2	1	1-37/64	11/32	4	SCMT 432	6-964-025	6-999-258	6-999-588	6-998-5012	6-998-015
3	1	1-31/32	11/32	5	SCMT 432	6-964-030	6-999-259	6-999-588	6-998-5012	6-998-015

Maxi-Mizer Face Milling Cutters, OFCW

Right Hand Cut



Tool Angles:

Setting Angle: 43°
 Cutting Rake Angle: 15°
 Radial Rake Angle: 5°
 Axial Rake Angle: 15°


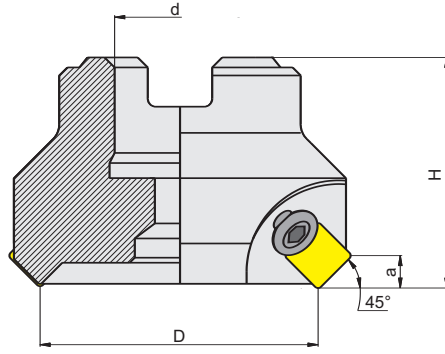
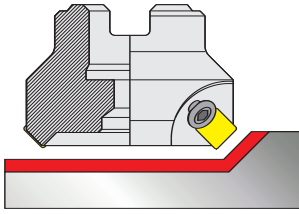
• 43° setting angle uses a screw down 1/2" IC 8 edge insert creating a positive free cutting face mill.



Dia. D	Arbor Holed	Height H	a	No. of Inserts	Inserts	Stock No.	Arbor Screw Code No.	Hex Key Code No.	Locking Screw Code No.	Torx Key Code No.
1-1/4	1/2	1-37/64	9/64	3	OFCW 5T3SN	6-970-012	6-999-254	6-999-585	6-998-4007	6-998-015
1-1/2	1/2	1-37/64	9/64	3	OFCW 5T3SN	6-970-015	6-999-254	6-999-585	6-998-4007	6-998-015
2	3/4	1-37/64	9/64	4	OFCW 5T3SN	6-970-020	6-999-257	6-999-586	6-998-4007	6-998-015
2-1/2	3/4	1-37/64	9/64	5	OFCW 5T3SN	6-970-025	6-999-257	6-999-586	6-998-4007	6-998-015
3	1	1-31/32	9/64	5	OFCW 5T3SN	6-970-030	-	-	6-998-4007	6-998-015
4	1-1/4	1-31/32	9/64	7	OFCW 5T3SN	6-970-040	-	-	6-998-4007	6-998-015
5	1-1/2	2-31/64	9/64	8	OFCW 5T3SN	6-970-050	-	-	6-998-4007	6-998-015
6	2	2-31/64	9/64	10	OFCW 5T3SN	6-970-060	-	-	6-998-4007	6-998-015

All-Purpose Face Milling Cutters, SEAN/SEKN

Right Hand Cut



Tool Angles:


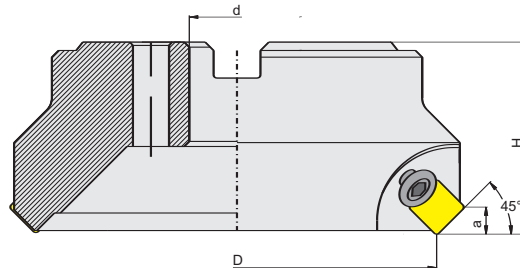
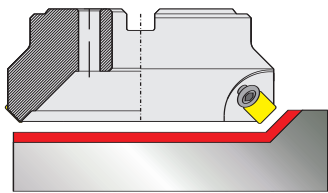
Setting Angle: 45°
 Cutting Rake Angle: 10°
 Radial Rake Angle: -9°
 Axial Rake Angle: 20°

• 45° setting angle, utilizes a square utility 1/2" IC lock down insert. Versatile and economical face mill.

Dia. D	Height H	Arbor Holed	a	No. of Inserts	Inserts	Stock No.	Arbor Screw Code No.	Hex Key Code No.	Locking Screw Code No.	Hex Key Code No.
1-1/2	2-3/32	3/4	15/64	3	SEAN-42AFN or SEKN-42AFN	6-923-001	6-999-256	6-999-586	6-999-250	6-999-171
2	1-57/64	3/4	15/64	4		6-923-002	6-999-257	6-999-586	6-999-251	6-999-171
2-1/2	1-37/64	3/4	15/64	5		6-923-003	6-999-257	6-999-586	6-999-251	6-999-171
3	1-31/32	1	15/64	6		6-923-004	-	-	6-999-251	6-999-171
4	1-31/32	1-1/4	15/64	6		6-923-005	-	-	6-999-251	6-999-171

Maxi-Mizer Face Milling Cutters, SEAN/SEKN

Right Hand Cut




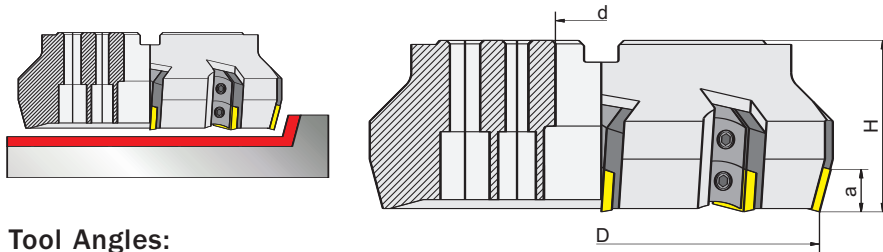
Tool Angles:

Setting Angle: 45°
 Cutting Rake Angle: 10°
 Radial Rake Angle: -9°
 Axial Rake Angle: 20°

• 45° setting angle, utilizes a square utility 1/2" IC lock down insert. Versatile and economical face mill.

Dia. D	Height H	Arbor Holed	a	No. of Inserts	Inserts	Stock No.	Shim Code No.	Shim Screw Code No.	Arbor Screw Code No.	Hex Key Code No.	Locking Screw Code No.	Hex Key Code No.
2-1/2	1-37/64	3/4	15/64	5	SEAN-42AFN or SEKN-42AFN	6-924-001	6-999-253	6-999-400	6-999-257	6-999-586	6-999-251	6-999-171
3	1-31/32	1	15/64	6		6-924-002	6-999-253	6-999-400	-	-	6-999-251	6-999-171
4	1-31/32	1-1/4	15/64	6		6-924-003	6-999-253	6-999-400	-	-	6-999-251	6-999-171
5	2-31/64	1-1/2	15/64	7		6-924-004	6-999-253	6-999-400	-	-	6-999-251	6-999-171
6	2-31/64	2	15/64	7		6-924-005	6-999-253	6-999-400	-	-	6-999-251	6-999-171
8	2-31/64	2-1/2	15/64	8	6-924-006	6-999-253	6-999-400	-	-	6-999-251	6-999-171	
10	2-31/64	2-1/2	15/64	10	6-924-010	6-999-253	6-999-400	-	-	6-999-251	6-999-171	

Heavy-Duty Face Milling Cutters, SPC/SPA Right Hand or Left Hand Cut



Tool Angles:

Setting Angle: 75°

Cutting Rake Angle: 2°

Axial Rake Angle: 7°

Axial running accuracy of the cutter body is set within a limit of 8 µm.



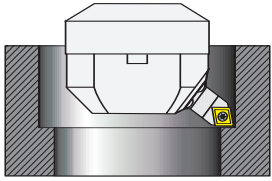
- These shim and wedge style large diameter 75°
- Rigid and chatterless performance on CNC and conventional milling machines.
- Excellent for heavy-duty stock removal.

Dia. D	Height H	Arbor Hole d	Cutting Depth a	No. of inserts	Stock No		Shim Code No.		Wedge Code No.		Wedge Screw Code No.	Hex Key Code No.	Shim Key Code No.
					Right Hand	Left Hand	RH	LH	RH	LH			
SPC 42E Utility or SPA 42E Precision - 1/2 I.C.													
3	1-31/32	1	23/64	6	6-904-159	6-904-259	6-999-111	6-999-112	6-999-121	6-999-122	6-999-132	6-999-171	6-999-161
4	1-31/32	1-1/4	23/64	8	6-904-160	6-904-260	6-999-111	6-999-112	6-999-121	6-999-122	6-999-132	6-999-171	6-999-161
5	2-31/64	1-1/2	23/64	8	6-904-161	6-904-261	6-999-113	6-999-114	6-999-121	6-999-122	6-999-130	6-999-171	6-999-161
6	2-31/64	2	23/64	10	6-904-162	6-904-262	6-999-113	6-999-114	6-999-121	6-999-122	6-999-130	6-999-171	6-999-161
8	2-31/64	2-1/2	23/64	12	6-904-163	6-904-263	6-999-113	6-999-114	6-999-121	6-999-122	6-999-130	6-999-171	6-999-161
10	2-31/64	2-1/2	23/64	16	6-904-164	6-904-264	6-999-113	6-999-114	6-999-121	6-999-122	6-999-130	6-999-171	6-999-161
12	3-5/32	2-1/2	23/64	20	6-904-165	6-904-265	6-999-113	6-999-114	6-999-121	6-999-122	6-999-130	6-999-171	6-999-161
16	3-5/32	2-1/2	23/64	26	6-904-166	6-904-266	6-999-113	6-999-114	6-999-121	6-999-122	6-999-130	6-999-171	6-999-161
20	3-5/32	2-1/2	23/64	34	6-904-167	6-904-267	6-999-113	6-999-114	6-999-121	6-999-122	6-999-130	6-999-171	6-999-161
SPC 53E Utility or SPA 53E Precision - 5/8 I.C.													
5	2-31/64	1-1/2	15/32	8	6-904-361	6-904-461	6-999-115	6-999-116	6-999-121	6-999-122	6-999-130	6-999-171	6-999-161
6	2-31/64	2	15/32	10	6-904-362	6-904-462	6-999-115	6-999-116	6-999-121	6-999-122	6-999-130	6-999-171	6-999-161
8	2-31/64	2-1/2	15/32	12	6-904-363	6-904-463	6-999-115	6-999-116	6-999-121	6-999-122	6-999-130	6-999-171	6-999-161
10	2-31/64	2-1/2	15/32	16	6-904-364	6-904-464	6-999-115	6-999-116	6-999-121	6-999-122	6-999-130	6-999-171	6-999-161
12	3-5/32	2-1/2	15/32	20	6-904-365	6-904-465	6-999-115	6-999-116	6-999-121	6-999-122	6-999-130	6-999-171	6-999-161
16	3-5/32	2-1/2	15/32	26	6-904-366	6-904-466	6-999-115	6-999-116	6-999-121	6-999-122	6-999-130	6-999-171	6-999-161
20	3-5/32	2-1/2	15/32	34	6-904-367	6-904-467	6-999-115	6-999-116	6-999-121	6-999-122	6-999-130	6-999-171	6-999-161

150 INDEXABLE BORING SYSTEM

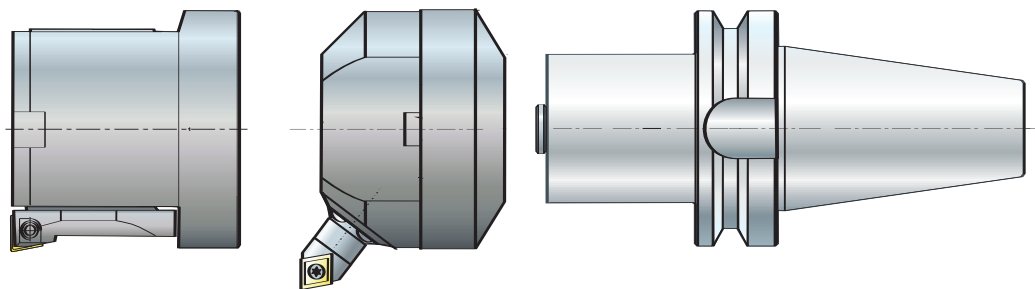
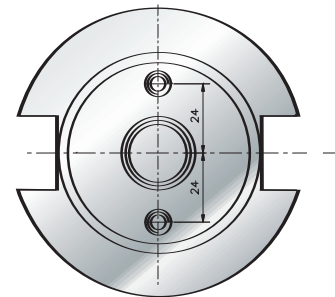
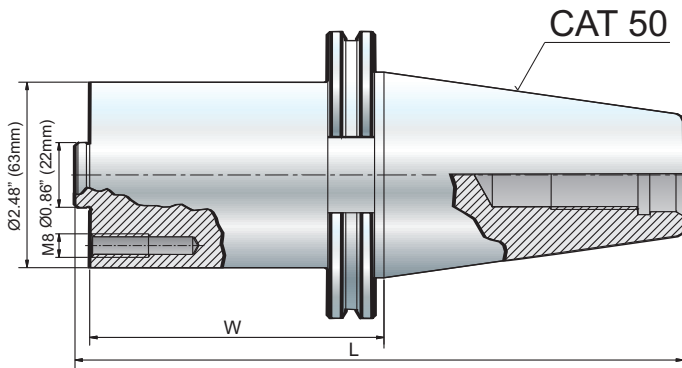
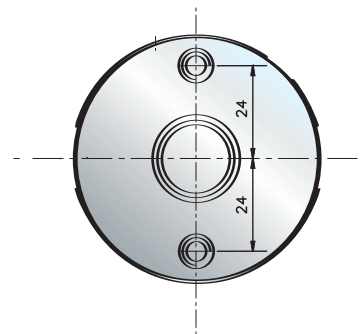
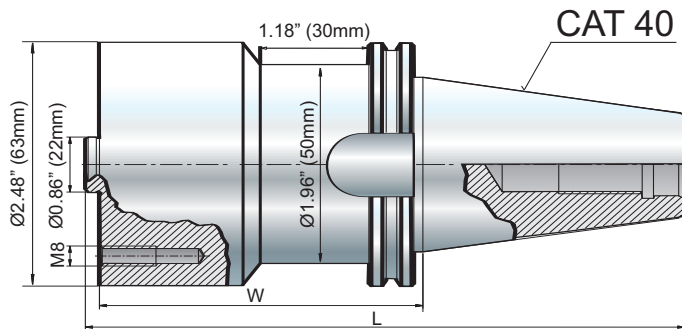
Indexable Insert Boring Bar System

Bar, CAT 40 or CAT 50

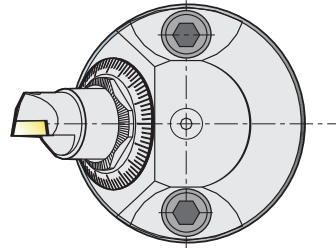
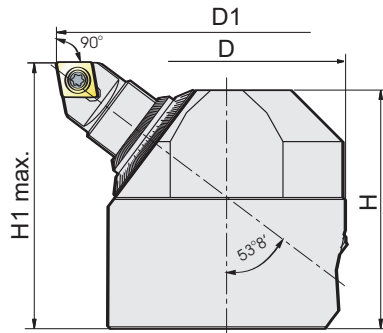


- Produced in strict accordance with AT3 specifications.
- Made of alloy forged steel for long, durable service life.
- Hardened to RC 58 \pm 2 and ground to ensure maximum accuracy.
- T.I.R. 0.0002"
- Retention knobs, heads and cartridges sold separately.
- Draw Bar thread 1" 8TPI.

Taper	Length W	Bar	
		Type	Code No.
CAT 40	4	22-100	6-860-404
	6	22-150	6-860-406
CAT 50	2	22-50	6-860-502
	4	22-100	6-860-504
	6	22-150	6-860-506
	8	22-200	6-860-508



Indexable Insert Boring Bar System Boring Head Type NTUa (0.0008")



Standard Accessories:

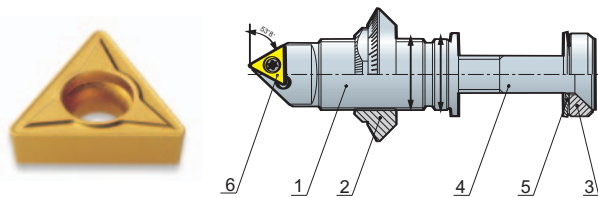
- Hex Key
- Mounting Bolts
- Wrench

Cartridge sold separately

Type	H	H1 max.	D	D1	Code No.
				min. - max.	
NTUa-80	2.545	2.96	2.5197	2.96 - 3.94	6-860-008
NTUa-100	2.894	3.32	3.1496	3.74 - 4.72	6-860-010
NTUa-120	3.008	3.44	3.9370	4.53 - 5.51	6-860-020

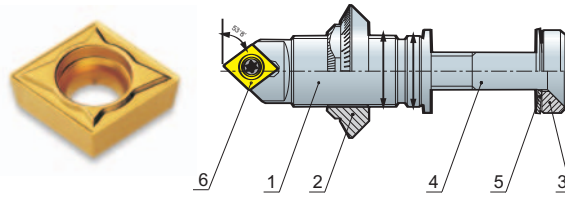
Cartridges for NTUa Boring Head

Triangle TCMT 221 Insert Cartridge Code no. 6-859-005



- Compatible with DeVlieg pockets.
- Indexable cartridges designed to use TCMT 221 triangle, 7° Positive Rake Inserts.
- Graduated dial, 0.001" divisions.

Diamond CCMT 32.5 Insert Cartridge Code no. 6-859-030



- Compatible with DeVlieg pockets.
- Indexable cartridges designed to use CCMT 32.5 diamond, 7° Positive Rake Inserts.
- Graduated dial, 0.001" divisions.

Note:

- Cartridge set includes parts No. 1 to 5 as well as Insert Screw and Torx Key.
- Cartridge body includes Insert Screw.
- Inserts sold separately.

Cartridge Set		6-859-030	6-859-005
No.	Part	Code No.	
1	Cartridge Body	6-859-9030	6-895-9005
2	Adjusting Dial	6-859-9050	
3	Lock Washer	6-859-9100	
4	Lock Screw	6-859-9200	
5	Disk Washer	6-859-9150	
6	INSERT	TCMT - 221	CCMT - 32.51
-	Insert Screw	6-998-4008	
-	Torx Key	6-998-115	
-	Dial Wrench	6-859-9950	
-	Hex Key	6-999-586	

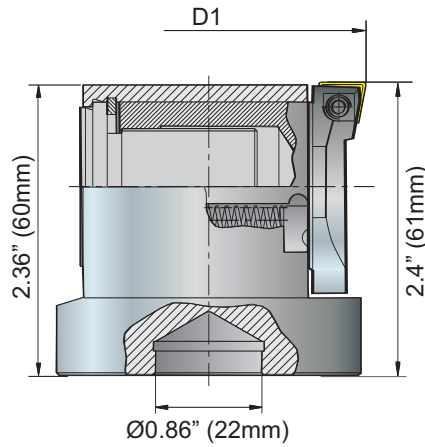
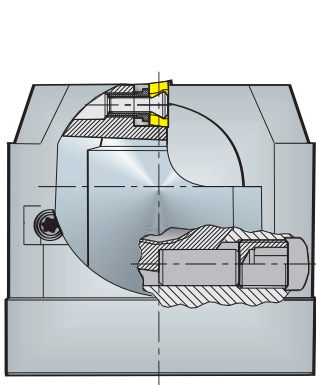


Dial Wrench

152 INDEXABLE BORING SYSTEM


Indexable Insert Boring Bar System

Boring Head Type GWD (0.0004")



Simple Adjustment:

1. adjust diameter
2. lock

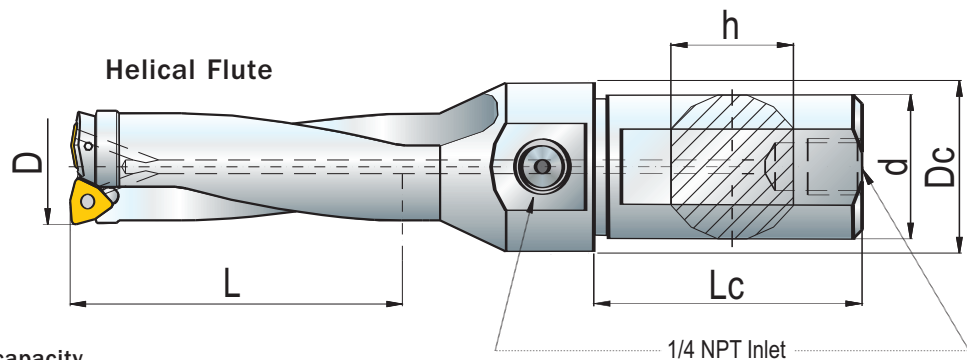
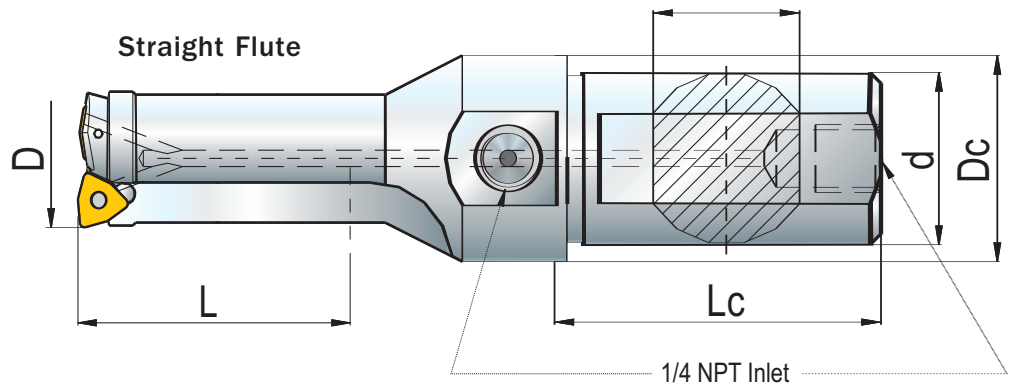
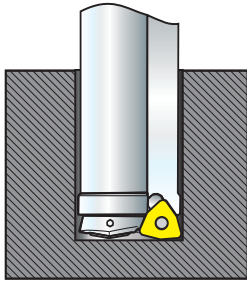


- Graduated dial, 0.001" divisions.
- For use with boring bar shown on Page 56
- Uses CC...09T3 Inserts

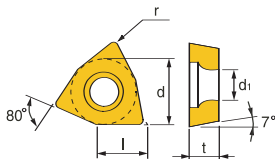
Type	Cutting Diameter D1	Code No.
	min. - max.	
GWD 65	2.5591 - 3.9370	6-861-004
GWD 100	3.9370 - 7.0866	6-861-007
GWD 180	7.0866 - 10.2362	6-861-010



Indexable Insert Drills, WCMT Through Spindle Coolant



- Through the spindle coolant capacity.
- Straight Flute drilling depth: 2 x diameter.
- Helical Flute drilling depth: 3 x diameter

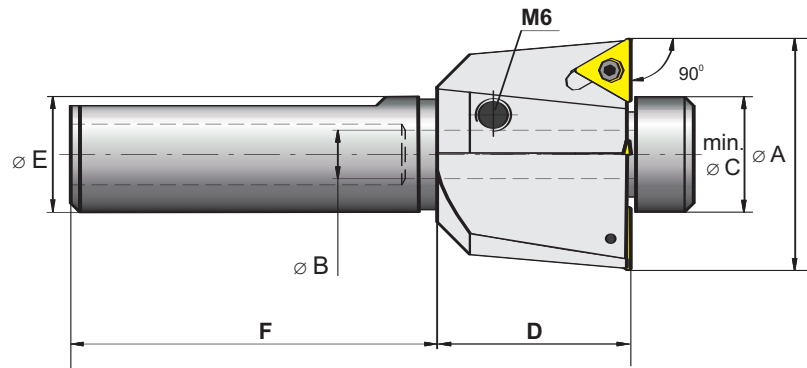
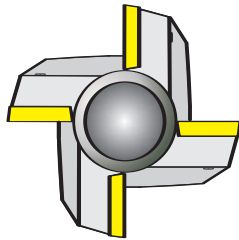
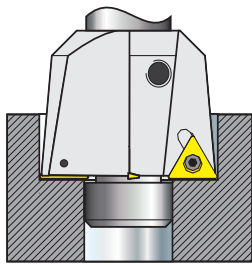


Drill Dia. D	Shank Dia. d	Effective Depth L	LC	DC	h	Drill	Insert	Set Screw Code No.	Wrench Code No.
						Code No.			
STRAIGHT FLUTE									
0.687	1.00	1.37	2.25	1.375	.85	6-661-068	WCMT 1.81.52	6-998-2506	6-998-007
0.750	1.00	1.50	2.25	1.375	.85	6-661-075	WCMT 21.52		
0.875	1.00	1.75	2.25	1.375	.85	6-661-087	WCMT 2.522	6-998-3007	6-998-009
1.000	1.25	2.00	2.25	1.50	1.06	6-661-100			
1.125	1.25	2.25	2.25	1.50	1.06	6-661-112	WCMT 32.52	6-998-4008	6-998-015
1.250	1.25	2.50	2.25	1.50	1.06	6-661-125			
1.437	1.50	2.87	2.75	2.00	1.32	6-661-143	6-661-150		
1.500	1.50	3.00	2.75	2.00	1.32	6-661-150			
HELICAL FLUTE									
0.687	1.00	2.06	2.25	1.375	.85	6-660-068	WCMT 1.81.52	6-998-2506	6-998-007
0.750	1.00	2.25	2.25	1.375	.85	6-660-075	WCMT 21.52		
0.875	1.00	2.63	2.25	1.375	.85	6-660-087	WCMT 2.522	6-998-3007	6-998-009
1.000	1.25	3.00	2.25	1.50	1.06	6-660-100			
1.125	1.25	3.38	2.25	1.50	1.06	6-660-112	WCMT 32.52	6-998-4008	6-998-015
1.250	1.25	3.75	2.25	1.50	1.06	6-660-125			
1.437	1.50	4.31	2.75	2.00	1.32	6-660-143	6-660-150		
1.500	1.50	4.50	2.75	2.00	1.32	6-660-150			

154 INDEXABLE COUNTERBORES

Indexable Insert Counterbores

With Interchangeable Pilots



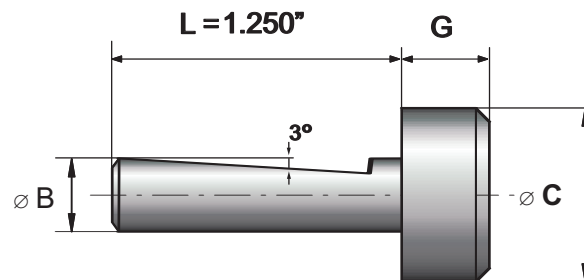
- Uses Positive Triangle TCMT Inserts.
- Use pilots with 1.25" shank length.
- Inserts sold separately.

Indexable Counterbores

Cutting Dia. A	Shank Dia. E	Pilot Hole Dia. B	Min. Cutting Dia. C	Head Length D	Shank Length F	No. of Flutes	Inserts	Cutter Code No.	Parts Code No.			
									Insert Screw	Torx Key	Pilot Screw	Hex Key
1.125	3/4	3/16	.385	1.150	2.375	4	TCMT - 110204	6-665-112	6-998-2506	6-998-007	6-999-135	6-999-583
1.250		5/16	.500									
1.375		5/16	.615									
1.500		5/16	.735									
1.625	1	5/16	.540	1.750	2.375	4	TCMT - 16T308	6-665-162	6-998-4008	6-998-015	6-999-135	6-999-583
1.750		7/16	.650									
1.875		7/16	.770									
2.000		7/16	.890									

Interchangeable Pilots

Head Dia. C	Head Length B	Shank Diameter B		
		3/16	5/16	7/16
.2500	1/4	5-621-110	-	-
.3125	5/16	5-621-120	-	-
.3750	3/8	5-621-130	5-621-325	-
.4375	7/16	5-621-140	5-621-335	-
.5000	1/2	5-621-150	5-621-345	5-621-570
.5625	9/16	5-621-160	5-621-355	5-621-580
.6250	5/8	5-621-170	5-621-365	5-621-591
.6875	11/16	-	5-621-375	5-621-600
.7500	3/4	-	5-621-385	5-621-610
.8125	13/16	-	5-621-395	5-621-620
.8750	7/8	-	5-621-405	5-621-630
.9375	15/16	-	5-621-415	5-621-640
1.0000	1	-	5-621-425	5-621-650
1.1250	1-1/8	-	5-621-435	5-621-660
1.1875	1-3/16	-	5-621-437	5-621-665
1.2500	1-1/4	-	5-621-439	5-621-670
1.3125	1-5/16	-	-	5-621-675
1.3750	1-3/8	-	-	5-621-680
1.4375	1-7/16	-	-	5-621-685
1.5000	1-1/2	-	-	5-621-690
1.5625	1-9/16	-	-	5-621-695



INDEX — BY CODE NUMBER 155

Code No.	Description	Page Number	Code No.	Description	Page Number	Code No.	Description	Page Number
6-ADH-403R	ADKT 1505PDSR-KH PC3530	72	6-CCM-432E	CCMT 432-C25 PC8010	34	6-CNA-4326	CNMG 432-B25 ST20	36
6-ADK-403L	ADKT 1505PDSR-MM NCM325	72	6-CCM-432J	CCMT 432-C25 NC3015	34	6-CNA-432L	CNMG432-B25 NC330	36
6-ADK-403R	ADKT1505PDSR-MM PC3530	72	6-CCM-432KA	CCMT 432-C25 NC3020	34	6-CNA-433L	CNMG433-B25 NC330	36
6-ADK-403T	ADKT1505PDSR-MM PC9530	72	6-CCM-432L	CCMT 432-C25 NC330	34	6-CNA-6432	CNMG 643-B25 G10	36
6-APF-503K	APKT 1604PDSR-MF NCM320K	73	6-CCM-432S	CCMT 432-C25 PC9030	34	6-CNA-643L	CNMG 643-B25 NC330	36
6-APF-503L	APKT 1604PDSR-MF NCM325	73	6-CCN-210C	CCMT 21.50.5-HMP CN200	35	6-CNB-431F	CNMG 431-B20 NC305K	35
6-APF-503R	APKT 1604PDSR-MF PC3530	73	6-CCN-210E	CCMT 21.50.5-HMP PC8010	35	6-CNB-431I	CNMG 431-B20 NC6010	35
6-APF-503T	APKT 1604PDSR-MF PC9530	73	6-CCN-210G	CCMT 21.50.5-HMP NC310	35	6-CNB-432F	CNMG 432-B20 NC305K	35
6-APK-503L	APKT 1604PDSR-KH NCM325	72	6-CCN-210KA	CCMT 21.50.5-HMP NC3020	35	6-CNC-431A	CNMG 431-HS NC9020	39
6-APK-503R	APKT 1604PDSR-KH PC3530	72	6-CCN-210L	CCMT 21.50.5-HMP NC330	35	6-CNC-431E	CNMG 431-HS PC8010	39
6-APM-3023	APKT1035PDRF-MA H01	72	6-CCN-211C	CCMT 21.51-HMP CN200	35	6-CNC-431S	CNMG 431-HS PC9030	39
6-APM-5033	APKT 160402PDRF-MA H01	72	6-CCN-211L	CCMT 21.51-HMP NC330	35	6-CNC-432A	CNMG 432-HS NC9020	39
6-APM-5043	APKT 160404PDRF-MA H01	72	6-CCN-212A	CCMT 21.52-HMP NC9020	35	6-CNC-432E	CNMG 432-HS PC8010	39
6-APM-5083	APKT 160432PDRF-MA H01	72	6-CCN-212C	CCMT 21.52-HMP CN200	35	6-CNC-432S	CNMG 432-HS PC9030	39
6-APT-503L	APKT 1604PDSR-MM NCM325	73	6-CCN-212E	CCMT 21.52-HMP PC8010	35	6-CNC-433A	CNMG 433-HS NC9020	39
6-APT-503R	APKT 1604PDSR-MM PC3530	73	6-CCN-212KA	CCMT 21.52-HMP NC3020	35	6-CNC-433E	CNMG 433-HS PC8010	39
6-APT-503T	APKT 1604PDSR-MM PC9530	73	6-CCN-212S	CCMT 21.52-HMP PC9030	35	6-CNC-433S	CNMG 433-HS PC9030	39
6-APX-302L	APXT 1035PDSR-MM NCM325	73	6-CCN-215A	CCMT 21.51-HMP NC9020	35	6-CNF-321K	CNMG 32.51-HF NC320	38
6-APX-302N	APXT 1035PDSR-MM NCM335	73	6-CCN-215E	CCMT 21.51-HMP PC8010	35	6-CNF-322K	CNMG 32.52-HF NC320	38
6-APX-302R	APXT 1035PDSR-MM PC3530	73	6-CCN-215G	CCMT 21.51-HMP NC310	35	6-CNF-431C	CNMG 431-HF CN200	38
6-APX-302T	APXT 1035PDSR-MM PC9530	73	6-CCN-215J	CCMT 21.51-HMP NC3015	35	6-CNF-431G	CNMG 431-HF NC310	38
6-APX-303R	APXT 103508PDSR-MM PC3530	73	6-CCN-215KA	CCMT 21.51-HMP NC3020	35	6-CNF-431K	CNMG 432-HF NC320	38
6-APX-306R	APXT 103516PDSR-MM PC3530	73	6-CCN-215S	CCMT 21.51-HMP PC9030	35	6-CNF-431KA	CNMG 431-HF NC3020	38
6-APX-401L	APXT 11T3PDSR-MM NCM325	73	6-CCN-320A	CCMT 32.50.5-HMP NC9020	35	6-CNF-431L	CNMG 431-HF NC330	38
6-APX-503L	APXT 1604PDSR-MM NCM325	73	6-CCN-320C	CCMT 32.50.5-HMP CN200	35	6-CNF-432C	CNMG 432-HF CN200	38
6-APX-503N	APXT 1604PDSR-MM NCM335	73	6-CCN-320E	CCMT 32.50.5-HMP PC8010	35	6-CNF-432G	CNMG 432-HF NC310	38
6-APX-503R	APXT 1604PDSR-MM PC3530	73	6-CCN-320G	CCMT 32.50.5-HMP NC310	35	6-CNF-432J	CNMG 432-HF NC3015	38
6-APX-503T	APXT 1604PDSR-MM PC9530	73	6-CCN-320J	CCMT 32.50.5-HMP NC3015	35	6-CNF-432K	CNMG 432-HF NC320	38
6-APX-505L	APXT 160416R-MM NCM325	73	6-CCN-320KA	CCMT 32.50.5-HMP NC3020	35	6-CNF-432KA	CNMG 432-HF NC3020	38
6-APX-505R	APXT 160416R-MM PC3530	73	6-CCN-320S	CCMT 32.50.5-HMP PC9030	35	6-CNF-432L	CNMG 432-HF NC330	38
6-APX-505T	APXT 160416-MM PC9530	73	6-CCN-321A	CCMT 32.51-HMP NC9020	35	6-CNG-432A	CNMG 432-HR NC9020	39
6-APX-507L	APXT 160432R-MM NCM325	73	6-CCN-321C	CCMT 32.51-HMP CN200	35	6-CNG-432G	CNMG 432-HR NC310	39
6-APX-507LR	APXT 160432L-MM PC3530	73	6-CCN-321E	CCMT 32.51-HMP PC8010	35	6-CNG-432I	CNMG 432-HR NC6010	39
6-APX-507R	APXT 160432R-MM PC3530	73	6-CCN-321G	CCMT 32.51-HMP NC310	35	6-CNG-432J	CNMG 432-HR NC3015	39
6-APX-507T	APXT 160432L-MM PC9530	73	6-CCN-321J	CCMT 32.51-HMP NC3015	35	6-CNG-432KA	CNMG 432-HR NC3020	39
6-CCF-210A	CCGT 21.50.5 HFP NC9020	34	6-CCN-321KA	CCMT 32.51-HMP NC3020	35	6-CNG-432L	CNMG 432-HR NC330	39
6-CCF-321A	CCGT 32.51 HFP NC9020	34	6-CCN-321L	CCMT 32.51-HMP NC330	35	6-CNG-433A	CNMG 433-HR NC9020	39
6-CCF-432A	CCGT 432-HFP NC9020	34	6-CCN-321S	CCMT 32.51-HMP PC9030	35	6-CNG-433G	CNMG 433-HR NC310	39
6-CCG-2102	CCGT 21.50.5 H01	34	6-CCN-322A	CCMT 32.52-HMP NC9020	35	6-CNG-433I	CNMG 433-HR NC6010	39
6-CCG-2112	CCGT 21.51 H01	34	6-CCN-322E	CCMT 32.52-HMP PC8010	35	6-CNG-433J	CNMG 433-HR NC3015	39
6-CCG-2122	CCGT 21.52 H01	34	6-CCN-322G	CCMT 32.52-HMP NC310	35	6-CNG-433KA	CNMG 433-HR NC3020	39
6-CCG-3202	CCGT 32.50.5 H01	34	6-CCN-322J	CCMT 32.52-HMP NC3015	35	6-CNG-433L	CNMG 433-HR NC330	39
6-CCG-3212	CCGT 32.51-AK H01	34	6-CCN-322KA	CCMT 32.52-HMP NC3020	35	6-CNG-542I	CNMG 542-HR NC6010	39
6-CCG-3222	CCGT 32.52 H01	34	6-CCN-322S	CCMT 32.52-HMP PC9030	35	6-CNG-542KA	CNMG 542-HR NC3020	39
6-CCG-4322	CCGT 432-AK H01	34	6-CCN-325C	CCMT 32.52-HMP CN200	35	6-CNG-542L	CNMG 542-HR NC330	39
6-CCM-210E	CCMT 21.50.5-C25 PC8010	34	6-CCN-325L	CCMT 32.52-HMP NC330	35	6-CNG-543I	CNMG 543-HR NC6010	39
6-CCM-210KA	CCMT 21.50.5-C25 NC3020	34	6-CCN-431A	CCMT 431-HMP NC9020	35	6-CNG-543KA	CNMG 543-HR NC3020	39
6-CCM-210L	CCMT 21.50.5-C25 NC330	34	6-CCN-431E	CCMT 431-HMP PC8010	35	6-CNG-543L	CNMG 543-HR NC330	39
6-CCM-2152	CCMT 21.51-C25 G10	34	6-CCN-431G	CCMT 431-HMP NC310	35	6-CNG-544KA	CNMG 544-HR NC3020	39
6-CCM-2155	CCMT 21.51-C25 ST30	34	6-CCN-431J	CCMT 431-HMP NC3015	35	6-CNG-544L	CNMG 544-HR NC330	39
6-CCM-215A	CCMT 21.51-C25 NC9020	34	6-CCN-431L	CCMT 431-HMP NC330	35	6-CNG-642KA	CNMG 642-HR NC3020	39
6-CCM-215E	CCMT 21.51-C25 PC8010	34	6-CCN-431S	CCMT 431-HMP PC9030	35	6-CNG-642L	CNMG 642-HR NC330	39
6-CCM-215G	CCMT 21.51-C25 NC310	34	6-CCN-432A	CCMT 432-HMP NC9020	35	6-CNG-643A	CNMG 643-HR NC9020	39
6-CCM-215J	CCMT 21.51-C25 NC3015	34	6-CCN-432E	CCMT 432-HMP PC8010	35	6-CNG-643G	CNMG 643-HR NC310	39
6-CCM-215KA	CCMT 21.51-C25 NC3020	34	6-CCN-432G	CCMT 432-HMP NC310	35	6-CNG-643I	CNMG 643-HR NC6010	39
6-CCM-215L	CCMT 21.51-C25 NC330	34	6-CCN-432J	CCMT 432-HMP NC3015	35	6-CNG-643J	CNMG 643-HR NC3015	39
6-CCM-215S	CCMT 21.51-C25 PC9030	34	6-CCN-432K	CCMT 432-HMP NC320	35	6-CNG-643KA	CNMG 643-HR NC3020	39
6-CCM-225KA	CCMT 21.52-C25 NC3020	34	6-CCN-432KA	CCMT 432-HMP NC3020	35	6-CNG-643L	CNMG 643-HR NC330	39
6-CCM-252L	CCMT 2.522-C25 NC330	34	6-CCN-432L	CCMT 432-HMP NC330	35	6-CNG-644A	CNMG 644-HR NC9020	39
6-CCM-321A	CCMT 32.51-C25 NC9020	34	6-CCN-432S	CCMT 432-HMP PC9030	35	6-CNG-644KA	CNMG 644-HR NC3020	39
6-CCM-321E	CCMT 32.51-C25 PC8010	34	6-CCT-2152	CCMT 21.51-C05 G10	*	6-CNG-644L	CNMG 644-HR NC330	39
6-CCM-321G	CCMT 32.51-C25 NC310	34	6-CCT-2155	CCMT 21.51-C05 ST30	*	6-CNH-321K	CNMG 32.51-HM NC320	38
6-CCM-321J	CCMT 32.51-C25 NC3015	34	6-CCT-215K	CCMT 21.51-C05 NC320	*	6-CNH-321KA	CNMG 321-HM NC3020	38
6-CCM-321KA	CCMT 32.51-C25 NC3020	34	6-CCT-3252	CCMT 32.52-C05 G10	*	6-CNH-321L	CNMG 321-HM NC330	38
6-CCM-321L	CCMT 32.51-C25 NC330	34	6-CCT-3255	CCMT 32.52-C05 ST30	*	6-CNH-322K	CNMG 32.52-HM NC320	38
6-CCM-321S	CCMT 32.51-C25 PC9030	34	6-CCT-325K	CCMT 32.52-C05 NC320	*	6-CNH-431A	CNMG 431-HM NC9020	38
6-CCM-322A	CCMT 32.52-C25 NC9020	34	6-CCT-4322	CCMT 432-C05 G10	*	6-CNH-431E	CNMG 431-HM PC8010	38
6-CCM-322E	CCMT 32.52-C25 PC8010	34	6-CCT-432K	CCMT 432-C05 NC320	*	6-CNH-431G	CNMG 431-HM NC310	38
6-CCM-322G	CCMT 32.52-C25 NC310	34	6-CMA-432E	CNMA 432 NC6010	35	6-CNH-431J	CNMG 431-HM NC3015	38
6-CCM-322J	CCMT 32.52-C25 NC3015	34	6-CMA-432F	CNMA 432 NC305K	35	6-CNH-431K	CNMG 431-HM NC320	38
6-CCM-322S	CCMT 32.52-C25 PC9030	34	6-CMA-432H	CNMA 432 NC315K	35	6-CNH-431KA	CNMG 431-HM NC3020	38
6-CCM-3252	CCMT 32.52-C25 G10	34	6-CMA-433F	CNMA 433 NC305K	35	6-CNH-431L	CNMG 432-HM NC330	38
6-CCM-3255	CCMT 32.52-C25 ST30	34	6-CMA-433H	CNMA 433 NC315K	35	6-CNH-431S	CNMG 431-HM PC9030	38
6-CCM-325K	CCMT 32.52-C25 NC320	34	6-CMA-433I	CNMA 433 NC6010	35	6-CNH-432A	CNMG 432-HM NC9020	38
6-CCM-325L	CCMT 32.52-C25 NC330	34	6-CMA-643H	CNMA 643 NC315K	35	6-CNH-432E	CNMG 432-HM PC8010	38
6-CCM-431A	CCMT 431-C25 NC9020	34	6-CMH-642I	CNMM 642-HH NC6010	40	6-CNH-432F	CNMG 432-HM NC305K	38
6-CCM-431E	CCMT 431-C25 PC8010	34	6-CMH-642KA	CNMM 642-HH NC3020	40	6-CNH-432G	CNMG 432-HM NC310	38
6-CCM-431J	CCMT 431-C25 NC3015	34	6-CMH-642L	CNMM 642-HH NC330	40	6-CNH-432H	CNMG 432-HM NC315K	38
6-CCM-431KA	CCMT 431-C25 NC3020	34	6-CMH-643I	CNMM 643-HH NC6010	40	6-CNH-432J	CNMG 432-HM NC3015	38
6-CCM-431S	CCMT 431-C25 PC9030	34	6-CMH-643L	CNMM 643-HH NC330	40	6-CNH-432K	CNMG 432-HM NC320	38
6-CCM-4322	CCMT 432-C25 G10	34	6-CMM-646K	CNMM 646-GH NC3020	40	6-CNH-432KA	CNMG 432-HM NC3020	38
6-CCM-4325	CCMT 432-C25 ST30	34	6-CNA-4322	CNMG 432-B25 G10	36	6-CNH-432L	CNMG 432-HM NC330	38
6-CCM-432A	CCMT 432-C25 NC9020	34	6-CNA-4325	CNMG 432-B25 ST30	36	6-CNH-432S	CNMG 432-HM PC9030	38

* Stock Item—Not in catalog

156 INDEX — BY CODE NUMBER

Code No.	Description	Page Number	Code No.	Description	Page Number	Code No.	Description	Page Number
6-CNH-433A	CNMG 433-HM NC9020	38	6-DCM-210L	DCMT 21.50.5-C25 NC330	41	6-DNN-332A	DNMG 332-HM NC9020	45
6-CNH-433E	CNMG 433-HM PC8010	38	6-DCM-211A	DCMT 21.51-C25 NC9020	41	6-DNN-332E	DNMG 332-HM PC8010	45
6-CNH-433H	CNMG 433-HM NC315K	38	6-DCM-211E	DCMT 21.51-C25 PC8010	41	6-DNN-332K	DNMG 332-HM NC320	45
6-CNH-433K	CNMG 433-HM NC320	38	6-DCM-211KA	DCMT 21.51-C25 NC3020	41	6-DNN-332KA	DNMG 332-HM NC3020	45
6-CNH-433KA	CNMG 433-HM NC3020	38	6-DCM-211S	DCMT 21.51-C25 PC9030	41	6-DNN-332S	DNMG 332-HM PC9030	45
6-CNH-433L	CNMG 433-HM NC330	38	6-DCM-212KA	DCMT 21.52-C25 NC3020	41	6-DNN-333A	DNMG 333-HM NC9020	45
6-CNH-433S	CNMG 433-HM PC9030	38	6-DCM-212L	DCMT 21.52-C25 NC330	41	6-DNN-333E	DNMG 333-HM PC8010	45
6-CNH-542K	CNMG 542-HM NC320	38	6-DCM-2155	DCMT 21.51-C25 ST30	41	6-DNN-333K	DNMG 333-HM NC320	45
6-CNH-542KA	CNMG 542-HM NC3020	38	6-DCM-215L	DCMT 21.51-C25 NC330	41	6-DNN-333KA	DNMG 333-HM NC3020	45
6-CNH-542L	CNMG 542-HM NC330	38	6-DCM-320A	DCMT 32.50.5-C25 NC9020	41	6-DNN-333S	DNMG 333-HM PC9030	45
6-CNH-543L	CNMG 543-HM NC330	38	6-DCM-320E	DCMT 32.50.5-C25 PC8010	41	6-DNN-431A	DNMG 431-HM NC9020	45
6-CNH-643KA	CNMG 643-HM NC3020	38	6-DCM-320KA	DCMT 32.50.5-C25 NC3020	41	6-DNN-431E	DNMG 431-HM PC8010	45
6-CNH-643L	CNMG 643-HM NC330	38	6-DCM-320S	DCMT 32.50.5-C25 PC9030	41	6-DNN-431G	DNMG 431-HM NC310	45
6-CNI-431G	CNMG 432-HW NC310	39	6-DCM-321A	DCMT 32.51-C25 NC9020	41	6-DNN-431KA	DNMG 431-HM NC3020	45
6-CNI-431K	CNMG 431-HW NC320	39	6-DCM-321E	DCMT 32.51-C25 PC8010	41	6-DNN-431L	DNMG 431-HM NC330	45
6-CNI-432A	CNMG 432-HW NC9020	39	6-DCM-321G	DCMT 32.51-C25 NC310	41	6-DNN-431S	DNMG 431-HM PC9030	45
6-CNI-432G	CNMG 432-HW NC310	39	6-DCM-321J	DCMT 32.51-C25 NC3015	41	6-DNN-432A	DNMG 432-HM NC9020	45
6-CNI-432J	CNMG 432-HW NC3015	39	6-DCM-321KA	DCMT 32.51-C25 NC3020	41	6-DNN-432E	DNMG 432-HM PC8010	45
6-CNI-432K	CNMG 432-HW NC320	39	6-DCM-321L	DCMT 32.51-C25 NC330	41	6-DNN-432J	DNMG 432-HM NC3015	45
6-CNI-432KA	CNMG 432-HW NC3020	39	6-DCM-321S	DCMT 32.51-C25 PC9030	41	6-DNN-432K	DNMG 432-HM NC3020	45
6-CNI-432L	CNMG 432-HW NC330	39	6-DCM-322E	DCMT 32.52-C25 PC8010	41	6-DNN-432L	DNMG 432 NC330 TN	45
6-CNI-433A	CNMG 433-HW NC9020	39	6-DCM-322G	DCMT 32.52-C25 NC310	41	6-DNN-432S	DNMG 432-HM PC9030	45
6-CNI-433G	CNMG 433-HW NC310	39	6-DCM-322J	DCMT 32.52-C25 NC3015	41	6-DNN-433E	DNMG 433-HM PC8010	45
6-CNI-433J	CNMG 433-HW NC3015	39	6-DCM-322KA	DCMT 32.52-C25 NC3020	41	6-DNN-433KA	DNMG 433-HM NC3020	45
6-CNI-433K	CNMG 433-HW NC320	39	6-DCM-325L	DCMT 32.52-C25 NC330	41	6-DNN-433L	DNMG 433-HM NC330	45
6-CNI-433KA	CNMG 433-HW NC3020	39	6-DCN-210E	DCMT 21.50.5-HMP PC8010	41	6-DNO-431C	DNMG 431-HF CN200	44
6-CNI-433L	CNMG 433-HW NC330	39	6-DCN-210K	DCMT 21.50.5-HMP NC320	41	6-DNO-432C	DNMG 432-HF CN200	44
6-CNI-433S	CNMG 433-HW PC9030	39	6-DCN-210KA	DCMT 21.50.5-HMP NC3020	41	6-DNO-432G	DNMG 432-HF NC310	44
6-CNJ-431A	CNMG 431-HA NC9020	37	6-DCN-210L	DCMT 21.50.5-HMP NC330	41	6-DNO-432J	DNMG 432-HF NC3015	44
6-CNJ-431E	CNMG 431-HA PC8010	37	6-DCN-211A	DCMT 21.51-HMP NC9020	41	6-DNO-432KA	DNMG 432-HF NC3020	44
6-CNJ-431K	CNMG 431-NC320	37	6-DCN-211E	DCMT 21.51-HMP PC8010	41	6-DNP-431A	DNMG 431-HA NC9020	44
6-CNJ-431S	CNMG 431-HA PC9030	37	6-DCN-211K	DCMT 21.51-HMP NC320	41	6-DNP-431E	DNMG 431-HA PC8010	44
6-CNJ-432A	CNMG 432-HA NC9020	37	6-DCN-211KA	DCMT 21.51-HMP NC3020	41	6-DNP-431K	DNMG 431-HA NC320	44
6-CNJ-432E	CNMG 432-HA PC8010	37	6-DCN-211L	DCMT 21.51-HMP NC330	41	6-DNP-431S	DNMG 431-HA PC9030	44
6-CNJ-432K	CNMG 432-HA NC320	37	6-DCN-212E	DCMT 21.52-HMP PC8010	41	6-DNP-432A	DNMG 432-HA NC9020	44
6-CNJ-432S	CNMG 432-HA PC9030	37	6-DCN-212KA	DCMT 21.52-HMP NC3020	41	6-DNP-432E	DNMG 432-HA PC8010	44
6-CNJ-433A	CNMG 433-HA NC9020	37	6-DCN-212L	DCMT 21.52-HMP NC330	41	6-DNP-432K	DNMG 432-HA NC320	44
6-CNJ-433E	CNMG 433-HA PC8010	37	6-DCN-320G	DCMT 32.50.5-HMP NC310	41	6-DNP-432S	DNMG 432-HA PC9030	44
6-CNM-431L	CNMG 431-GM NC330	36	6-DCN-320KA	DCMT 32.50.5-HMP NC3020	41	6-DNQ-432A	DNMP 432 NC9020	46
6-CNM-432G	CNMG 432-GM NC310	36	6-DCN-321A	DCMT 32.51-HMP NC9020	41	6-DNQ-432KA	DNMP 432 NC3020	46
6-CNM-432K	CNMG 432-GM NC3020	36	6-DCN-321E	DCMT 32.51-HMP PC8010	41	6-DNR-432KA	DNMG 432-HR NC3020	45
6-CNM-432L	CNMG 432-GM NC330	36	6-DCN-321G	DCMT 32.51-HMP NC310	41	6-DNR-432L	DNMG 432-HR NC330	45
6-CNM-432M	CNMG 432-GMPC230	36	6-DCN-321J	DCMT 32.51-HMP NC3015	41	6-DNR-433KA	DNMG 433-HR NC3020	45
6-CNM-433G	CNMG 433-GM NC310	36	6-DCN-321K	DCMT 32.51-HMP NC320	41	6-DNR-433L	DNMG 433-HR NC330	45
6-CNR-432F	CNMG 432-GR NC305K	37	6-DCN-321KA	DCMT 32.51-HMP NC3020	41	6-DNS-432A	DNMG 432-HS NC9020	45
6-CNR-432G	CNMG 432-GR NC310	37	6-DCN-321S	DCMT 32.51-HMP PC9030	41	6-DNS-432E	DNMG 432-HS PC8010	45
6-CNR-432H	CNMG 432-GR NC315K	37	6-DCN-322A	DCMT 32.52-HMP NC9020	41	6-DNS-432S	DNMG 432-HS PC9030	45
6-CNR-432I	CNMG 432-GR NC6010	37	6-DCN-322E	DCMT 32.52-HMP PC8010	41	6-DNS-433A	DNMG 433-HS NC9020	45
6-CNR-432J	CNMG 432-GR NC3015	37	6-DCN-322G	DCMT 32.52-HMP NC320	41	6-DNS-433E	DNMG 433-HS PC8010	45
6-CNR-432K	CNMG 432-GR NC320	37	6-DCN-322KA	DCMT 32.52-HMP NC3020	41	6-DNS-433S	DNMG 433-HS PC9030	45
6-CNR-432L	CNMG 432-GR NC330	37	6-DCN-322L	DCMT 32.52-HMP NC330	41	6-DNV-431E	DNGG 431-HU PC8010	42
6-CNR-433F	CNMG 433-GR NC305K	37	6-DCN-322S	DCMT 32.52-HMP PC9030	41	6-DNV-432E	DNGG 432-HU PC8010	42
6-CNR-433G	CNMG 433-GR NC310	37	6-DNA-432F	DNMA 432 NC305K	42	6-ECT-020N	ECTR 3200 PC130	68
6-CNR-433I	CNMG 433-GR NC6010	37	6-DNA-432H	DNMA 432 NC315K	42	6-ECT-075N	ECTR 3150F PC130	68
6-CNR-433K	CNMG 433-GR NC320	37	6-DNB-431K	DNMG 431-B25 NC320	43	6-ECT-083N	ECTR 3300F PC130	68
6-CNR-433KA	CNMG 433-GR NC3020	37	6-DNB-433K	DNMG 433-B25 NC320	43	6-ECT-210N	ECTR 3010UN PC130	68
6-CNR-433L	CNMG 433-GR NC330	37	6-DNB-433M	DNMG 433-B25 PC230	43	6-ECT-275N	ECTR 3028UNF PC130	68
6-CNR-434I	CNMG 434-GR NC6010	37	6-DNC-432F	DNMG 432-B20 NC305K	42	6-ECT-283N	ECTR 3014UNF PC130	68
6-CNR-434KA	CNMG 434-GR NC3020	37	6-DNC-433F	DNMG 433-B20 NC305K	42	6-GTN-020A	GTN-2 NC9020	67
6-CNR-434L	CNMG 434-GR NC330	37	6-DNF-331G	DNMG 331-HF NC310	44	6-GTN-020KA	GTN-2 NC3020	67
6-CNR-542K	CNMG 542-GR NC320	37	6-DNF-331KA	DNMG 331-HF NC3020	44	6-GTN-030A	GTN-3 NC9020	67
6-CNR-543K	CNMG 543-GR NC320	37	6-DNF-332G	DNMG 332-HF NC310	44	6-GTN-030KA	GTN-3 NC3020	67
6-CNR-642I	CNMG 642-GR NC6010	37	6-DNF-332KA	DNMG 332-HF NC3020	44	6-GTN-040A	GTN-4 NC9020	67
6-CNR-642K	CNMG 642-GR NC320	37	6-DNF-431G	DNMG 431-HF NC310	44	6-GTN-040KA	GTN-4 NC3020	67
6-CNR-642KA	CNMG 642-GR NC3020	37	6-DNF-431J	DNMG 431-HF NC3015	44	6-GTN-050A	GTN-5 NC9020	67
6-CNR-642L	CNMG 642-GR NC330	37	6-DNF-431KA	DNMG 431-HF NC3020	44	6-GTN-050KA	GTN-5 NC3020	67
6-CNR-643G	CNMG 643-GR NC310	37	6-DNF-431L	DNMG 431-HF NC330	44	6-GTN-060A	GTN-6 NC9020	67
6-CNR-643H	CNMG 643-GR NC315K	37	6-DNG-432G	DNMG 432-GR NC310	43	6-GTN-060KA	GTN-6 NC3020	67
6-CNR-643I	CNMG 643-GR NC6010	37	6-DNG-432K	DNMG 432-GR NC320	43	6-GTN-20N6	GTN-2 ST20	67
6-CNR-643K	CNMG 643-GR NC320	37	6-DNG-432L	DNMG 432-GR NC330	43	6-GTN-20NL	GTN-2 NC330	67
6-CNR-643KA	CNMG 643-GR NC3020	37	6-DNG-433K	DNMG 433-GR NC320	43	6-GTN-30N6	GTN-3 ST20	67
6-CNR-643L	CNMG 643 GR NC330	37	6-DNM-331K	DNMG 331-GM NC320	43	6-GTN-30NL	GTN-3 NC330	67
6-CNR-644G	CNMG 644-GR NC310	37	6-DNM-332K	DNMG 332-GM NC320	43	6-GTN-40N6	GTN-4 ST20	67
6-CNR-644K	CNMG 644-GR NC320	37	6-DNM-431K	DNMG 431-GM NC320	43	6-GTN-40NL	GTN-4 NC330	67
6-CNR-644L	CNMG 644-GR NC330	37	6-DNM-431L	DNMG 431-GM NC330	43	6-GTN-50NL	GTN-5 NC330	67
6-CNR-866L	CNMG 866-GR NC330	37	6-DNM-431M	DNMG 431-GM PC230	43	6-GTN-60NL	GTN-6 NC330	67
6-DCG-2102	DCGT 21.50.5-AK H01	41	6-DNM-432K	DNMG 432-GM NC320	43	6-ICT-083N	ICTR 3300F PC130	69
6-DCG-2112	DCGT 21.51-AK H01	41	6-DNM-432L	DNMG 432-GM NC330	43	6-KUL-432L	KNUX 160405L11 NC330	46
6-DCG-3202	DCGT 32.50.5-AK H01	41	6-DNM-432M	DNMG 432-GM PC230	43	6-KUR-432L	KNUX 160405R11 NC330	46
6-DCG-3212	DCGT 32.51-AK H01	41	6-DNN-331A	DNMG 331-HM NC9020	45	6-KUR-433L	KNUX 160410R11 NC330	46
6-DCG-3222	DCGT 32.52-AK H01	41	6-DNN-331K	DNMG 331-HM NC320	45	6-KUR-434L	KNUX 160405R12 NC330	46
6-DCM-210E	DCMT 21.50.5-C25 PC8010	41	6-DNN-331KA	DNMG 331-HM NC3020	45	6-OFN-070L	OFN 070408SN NCM 325	74
6-DCM-210KA	DCMT 21.50.5-C25 NC3020	41	6-DNN-331S	DNMG 331-HM PC9030	45	6-OFR-0703	OFKR 070408SN-MA H01	74

INDEX — BY CODE NUMBER 157

Code No.	Description	Page Number	Code No.	Description	Page Number	Code No.	Description	Page Number
6-OFR-070L	OFKR 070408SN-MM NCM325	74	6-SPK-42L6	SPKN 42EL ST20	*	6-TCN-325C	TCMT 32.52-HMP CN200	53
6-OFR-070R	OFKR 070408SN-MM PC3530	74	6-SPK-42R2	SPKN 42ED-R G10	*	6-TCN-325K	TCMT 32.52-HMP NC320	53
6-OFT-05TL	OFKT 05T3SN-MM NCM325	75	6-SPK-42R6	SPKN 42ED-R ST20	*	6-TCT-3252	TCMT 32.52-C05 G10	52
6-OFT-05TR	OFKT 05T3SN-MM PC3530	75	6-SPK-42RK	SPKN 42ED-R NCM325	*	6-TCT-3255	TCMT 32.52-C05 ST30	52
6-OFT-05TT	OFKT 05T3SN-MM PC9530	75	6-SPK-53R6	SPKN 53ED-R ST20	*	6-TCT-325K	TCMT 32.52-C05 NC320	52
6-OFT-0703	OFKT 0704FN-MA H01	75	6-SPK-53RK	SPKN 53ED-R NCM325	*	6-TDW-2155	TDGW-21.51E ST30	*
6-OFT-070L	OFKT 0704SN-MM NCM325	75	6-SPU-3216	SPUN 321 ST20	*	6-TDW-215K	TDGW-21.51E NCM325	*
6-OFT-5TN	OFKT 05T3SN-MM NCM335	75	6-SPU-3222	SPUN 322 G10	*	6-TDW-3215	TDGW-321E ST30	*
6-OFW-05TL	OFCW 05T3SN NCM 325 TN	74	6-SPU-3226	SPUN 322 ST20	*	6-TDW-321K	TDGW-321E NCM325	*
6-RCX-103KA	RCMX 1003M0 NC3020	47	6-SPU-4222	SPUN 422 G10	*	6-TDW-432K	TDGW-432E NCM325	*
6-RCX-103L	RCMX 1003M0 NC330	47	6-SPU-4225	SPUN 422 ST30	*	6-TNC-332A	TNMG 332-HS NC9020	56
6-RCX-126KA	RCMX 1204M0 NC3020	47	6-SPU-4226	SPUN 422 ST20	*	6-TNC-332E	TNMG 332-HS PC8010	56
6-RCX-126L	RCMX 1204M0 NC330	47	6-SPU-422K	SPUN 422 NCM325	*	6-TNC-332S	TNMG 332-HS PC9030	56
6-RCX-166KA	RCMX 1606M0 NC3020	47	6-SPU-422L	SPUN 422 NCM335	*	6-TNC-333A	TNMG 333-HS NC9020	56
6-RCX-166L	RCMX 1606M0 NC330	47	6-SPU-423L	SPUN 423 NCM335	*	6-TNC-333E	TNMG 333-HS PC8010	56
6-RNM-32E6	RNMG 32E ST20	47	6-SPU-5335	RNMG 533 ST30	*	6-TNC-333S	TNMG 333-HS PC9030	56
6-RNM-32EL	RNMG 32E NC330	47	6-SPU-5336	SPUN 533 ST20	*	6-TNC-432A	TNMG 432-HS NC9020	56
6-RNM-43E2	RNMG 43E-B25	47	6-SPU-6335	SPUN 633 ST30	*	6-TNC-432E	TNMG 432-HS PC8010	56
6-RPM-43A5	RPMM-1204ENN ST30	76	6-SPU-6336	SPUN 633 ST20	*	6-TNC-432S	TNMG 432-HS PC9030	56
6-RPM-43AL	RPMM-1204ENN NCM325	76	6-SPU-633K	SPUN 633 NCM325	*	6-TNC-433A	TNMG 433-HS NC9020	56
6-RPT-08ML	RPHT 0803M0 NCM325	76	6-SPU-6345	SPUN 634 ST30	*	6-TNC-433S	TNMG 433-HS PC9030	56
6-RPT-10ML	RPHT 10T3M0 NCM325	76	6-TCG-2112	TCGT 21.51-AK H01	52	6-TNF-331A	TNMG 331-HF NC9020	55
6-SCM-2155	SCMT 21.51 ST30	48	6-TCG-3212	TCGT 32.51-AK H01	52	6-TNF-331C	TNMG 331-HF CN200	55
6-SCM-215L	SCMT 21.51 NC330	48	6-TCG-3222	TCGT 32.52-AK H01	52	6-TNF-331G	TNMG 331-HF NC310	55
6-SCM-321K	SCMT 32.51 NC320	48	6-TCM-210KA	TCMT 21.50.5-C25 NC3020	52	6-TNF-331J	TNMG 331-HF NC3015	55
6-SCM-325L	SCMT 32.52 NC330	48	6-TCM-211A	TCMT 21.51-C25 NC9020	52	6-TNF-331KA	TNMG 331-HF NC3020	55
6-SCM-432K	SCMT 432 NC320	48	6-TCM-211E	TCMT 21.51-C25 PC8010	52	6-TNF-331L	TNMG 331-HF NC330	55
6-SDM-322L	SDMT 322 NCM325	77	6-TCM-211G	TCMT 21.51-C25 NC310	52	6-TNF-331S	TNMG 331-HF PC9030	55
6-SEA-42A2	SEAN 42AFN G10	78	6-TCM-211J	TCMT 21.51-C25 NC3015	52	6-TNF-332A	TNMG 332-HF NC9020	55
6-SEA-42A6	SEAN 42AFN ST20	78	6-TCM-211KA	TCMT 21.51-C25 NC3020	52	6-TNF-332C	TNMG 332-HF CN200	55
6-SEC-42A2	SECN 42AFN G10	78	6-TCM-211L	TCMT 21.51-C25 NC330	52	6-TNF-332J	TNMG 332-HF NC3015	55
6-SEC-42A5	SECN 42A ST30	78	6-TCM-211S	TCMT 21.51-C25 PC9030	52	6-TNF-332KA	TNMG 332-HF NC3020	55
6-SEC-42AL	SECN 42AFN NCM325	78	6-TCM-212A	TCMT 21.52-C25 NC9020	52	6-TNF-332L	TNMG 332-HF NC330	55
6-SEC-42AR	SECN 42AFN PC3530	78	6-TCM-212E	TCMT 21.52-C25 PC8010	52	6-TNF-332S	TNMG 332-HF PC9030	55
6-SEC-53AL	SECN 53AFN NCM325	78	6-TCM-212KA	TCMT 21.52-C25 NC3020	52	6-TNF-431A	TNMG 431-HF NC9020	55
6-SEC-53AR	SECN-1504AFN PC3530	78	6-TCM-212L	TCMT 21.52-C25 NC330	52	6-TNF-431G	TNMG 431-HF NC310	55
6-SEH-43T2	SEHT 43AFN G10	78	6-TCM-212S	TCMT 21.52-C25 PC9030	52	6-TNF-431J	TNMG 431-HF NC3015	55
6-SEH-43T5	SEHT 43AFN ST30	78	6-TCM-321A	TCMT 32.51-C25 NC9020	52	6-TNF-431KA	TNMG 431-HF NC3020	55
6-SEH-43TL	SEHT 43AFN-X45 NCM325	78	6-TCM-321E	TCMT 32.51-C25 PC8010	52	6-TNF-431L	TNMG 431-HF NC330	55
6-SEK-42A2	SEKN 42AFN G10	78	6-TCM-321G	TCMT 32.51-C25 NC310	52	6-TNF-431S	TNMG 431-HF PC9030	55
6-SEK-42A6	SEKN 42AFN ST20	78	6-TCM-321J	TCMT 32.51-C25 NC3015	52	6-TNF-432A	TNMG 432-HF NC9020	55
6-SEK-42AN	SEKR 42AFSN-MX MCM335	79	6-TCM-321KA	TCMT 32.51-C25 NC3020	52	6-TNF-432G	TNMG 432-HF NC310	55
6-SEK-53AR	SEKR 53AFSN-MX PC3530	79	6-TCM-321L	TCMT 32.51-C25 NC330	52	6-TNF-432J	TNMG 432-HF NC3015	55
6-SER-42AL	SEKR 42AFSN NCM325	79	6-TCM-321S	TCMT 32.51-C25 PC9030	52	6-TNF-432KA	TNMG 432-HF NC3020	55
6-SER-42AR	SEKR 42AFSN-MX PC3530	79	6-TCM-322A	TCMT 32.52-C25 NC9020	52	6-TNF-432L	TNMG 432-HF NC330	55
6-SER-42AT	SEKR 42AFSN-MX PC9530	79	6-TCM-322E	TCMT 32.52-C25 PC8010	52	6-TNG-332I	TNMG 332-HR NC6010	56
6-SER-53AL	SEKR 53AFSN NCM325	79	6-TCM-322G	TCMT 32.52-C25 NC310	52	6-TNG-332KA	TNMG 332-HR NC3020	56
6-SNB-432I	SNMG 432-B20 NC6010	*	6-TCM-322J	TCMT 32.52-C25 NC3015	52	6-TNG-332L	TNMG 332-HR NC330	56
6-SNG-6335	SNGN 633 ST30	48	6-TCM-322KA	TCMT 32.52-C25 NC3020	52	6-TNG-333G	TNMG 333-HR NC310	56
6-SNG-6345	SNGN 634 ST30	48	6-TCM-322L	TCMT 32.52-C25 NC330	52	6-TNG-333I	TNMG 333-HR NC6010	56
6-SNH-432J	SNMG 432 HM NC3015	50	6-TCM-322S	TCMT 32.52-C25 PC9030	52	6-TNG-333KA	TNMG 333-HR NC3020	56
6-SNM-3226	SNMG 322-B25 ST20	49	6-TCM-325L	TCMT 32.52 NC330	52	6-TNG-333L	TNMG 333-HR NC330	56
6-SNM-4316	SNMG 431-B25 ST20	49	6-TCN-210C	TCMT 21.50.5-HMP CN200	53	6-TNG-432G	TNMG 432-HR NC310	56
6-SNM-4322	SNMG 432-B25 G10	49	6-TCN-210E	TCMT 21.50.5-HMP PC8010	53	6-TNG-432KA	TNMG 432-HR NC3020	56
6-SNM-4326	SNMG 432-B25 ST20	49	6-TCN-210KA	TCMT 21.50.5-HMP NC3020	53	6-TNG-432L	TNMG 432-HR NC330	56
6-SNM-432L	SNMG 432-B25 NC330	49	6-TCN-210S	TNMG 21.50.5-HMP PC9030	53	6-TNG-433G	TNMG 433-HR NC310	56
6-SNM-433L	SNMG433 NC330	49	6-TCN-2115	TCMT 21.51-HMP ST30	53	6-TNG-433KA	TNMG 433-HR NC3020	56
6-SNM-6432	SNMG 643-B25 G10	49	6-TCN-211A	TCMT 21.51-HMP NC9020	53	6-TNG-433L	TNMG 433-HR NC330	56
6-SNM-6436	SNMG 643-B25 ST20	49	6-TCN-211C	TCMT 21.51-HMP CN200	53	6-TNG-644I	TNMG 644 HR NC6010	56
6-SNM-643L	SNMG643-B25 NC330	49	6-TCN-211E	TCMT 21.51-HMP PC8010	53	6-TNG-644KA	TNMG 644 HR NC3020	56
6-SNN-432L	SNMG432-B25 NC330	49	6-TCN-211G	TCMT 21.51-HMP NC310	53	6-TNG-644L	TNMG 644 HR NC330	56
6-SNN-643L	SNMG 643-GM NC330	49	6-TCN-211K	TCMT 21.51-HMP NC320	53	6-TNG-666I	TNMG 666 HR NC6010	56
6-SNR-432K	SNMG 432-GR NC320	50	6-TCN-211KA	TCMT 21.51-HMP NC3020	53	6-TNG-666KA	TNMG 666 HR NC3020	56
6-SNR-543K	SNMG 543-GR NC320	50	6-TCN-211L	TCMT 21.51-HMP NC330	53	6-TNG-666L	TNMG 666 HR NC330	56
6-SNR-543L	SNMG 543-GR NC330	50	6-TCN-211S	TCMT 21.51-HMP PC9030	53	6-TNH-321KA	TNMG 321 HM NC3020	56
6-SNR-643K	SNMG 643-GR NC320	50	6-TCN-212A	TCMT 21.52-HMP NC9020	53	6-TNH-331E	TNMG 331-HM PC8010	56
6-SNR-644K	SNMG 644-GR NC320	50	6-TCN-212KA	TCMT 21.52-HMP NC3020	53	6-TNH-331G	TNMG 331-HM NC310	56
6-SNU-4332	SNUN 433 G10	*	6-TCN-321A	TCMT 32.51-HMP NC9020	53	6-TNH-331KA	TNMG 331-HM NC3020	56
6-SNU-4335	SNUN 433 ST30	*	6-TCN-321C	TCMT 32.51-HMP CN200	53	6-TNH-331L	TNMG 331-HM NC330	56
6-SNU-4336	SNUN 433 ST20	*	6-TCN-321E	TCMT 32.51-HMP PC8010	53	6-TNH-332A	TNMG 332-HM NC9020	56
6-SPG-3212	SPGN 321 G10	51	6-TCN-321G	TCMT 32.51-HMP NC310	53	6-TNH-332E	TNMG 332-HM PC8010	56
6-SPG-3226	SPGN 322 ST20	51	6-TCN-321K	TCMT 32.51-HMP NC320	53	6-TNH-332G	TNMG 332-HM NC310	56
6-SPG-421K	SPGN 421 NC320	51	6-TCN-321KA	TCMT 32.51-HMP NC3020	53	6-TNH-332J	TNMG 332-HM NC3015	56
6-SPG-421L	SPGN 421 NC330	51	6-TCN-321L	TCMT 32.51-HMP NC330	53	6-TNH-332KA	TNMG 332-HM NC3020	56
6-SPG-4222	SPGN 422 G10	51	6-TCN-321S	TCMT 32.51-HMP PC9030	53	6-TNH-332L	TNMG 332-HM NC330	56
6-SPG-4225	SPGN 422 ST30	51	6-TCN-322A	TCMT 32.52-HMP NC9020	53	6-TNH-332S	TNMG 332-HM PC9030	56
6-SPG-4226	SPGN 422 ST20	51	6-TCN-322E	TCMT 32.52-HMP PC8010	53	6-TNH-333E	TNMG 333-HM PC8010	56
6-SPG-422L	SPGN 422 NC330	51	6-TCN-322G	TCMT 32.52-HMP NC310	53	6-TNH-333KA	TNMG 333-HM NC3020	56
6-SPG-423L	SPGN 423 NC330	51	6-TCN-322J	TCMT 32.52-HMP NC3015	53	6-TNH-333L	TNMG 333-HM NC330	56
6-SPG-424K	SPGN 424 NC320	51	6-TCN-322KA	TCMT 32.52-HMP NC3020	53	6-TNH-431A	TNMG 431-HM NC9020	56
6-SPG-6335	SPGN 633 ST30	51	6-TCN-322L	TCMT 32.52-HMP NC330	53	6-TNH-431E	TNMG 431-HM PC8010	56
6-SPG-6336	SPGN 633 ST20	51	6-TCN-322S	TCMT 32.52-HMP PC9030	53	6-TNH-431G	TNMG 431-HM NC310	56
6-SPG-6345	SPGN 634 ST30	51	6-TCN-3255	TCMT 32.52-HMP ST30	53	6-TNH-431J	TNMG 431-HM NC3015	56

* Stock Item—Not in catalog

158 INDEX — BY CODE NUMBER

Code No.	Description	Page Number	Code No.	Description	Page Number	Code No.	Description	Page Number
6-TNH-431KA	TNMG 431-HM NC3020	56	6-TPG-324K	TPGN 324 NC320	57	6-VNG-331M	VNMG 331-GM PC230	60
6-TNH-431L	TNMG 431-HM NC330	56	6-TPG-324L	TPGN 324 NC330	57	6-VNG-332K	VNMG 332-GM NC320	60
6-TNH-432A	TNMG 432-HM NC9020	56	6-TPG-4316	TPGN 431 ST20	57	6-VNG-332L	VNMG 332-GM NC330	60
6-TNH-432E	TNMG 432-HM PC8010	56	6-TPG-431L	TPGN 431 NC330	57	6-VNM-331A	VNMG 331-HM NC9020	61
6-TNH-432J	TNMG 432-HM NC3015	56	6-TPG-4325	TPGN 432 ST30	57	6-VNM-331E	VNMG 331-HM PC8010	61
6-TNH-432KA	TNMG 432-HM NC3020	56	6-TPG-4326	TPGN 432 ST20	57	6-VNM-331K	VNMG 331-HM NC320	61
6-TNH-432L	TNMG 432-HM NC330	56	6-TPG-432L	TPGN 432 NC330	57	6-VNM-331KA	VNMG 331-HM NC3020	61
6-TNH-432S	TNMG 432-HM PC9030	56	6-TPG-4332	TPGN 433 G10	57	6-VNM-331L	VNMG 331-HM NC330	61
6-TNH-433A	TNMG 433-HM NC9020	56	6-TPK-32R6	TPCN 32PPR ST20	80	6-VNM-331S	VNMG 331-HM PC9030	61
6-TNH-433E	TNMG 433-HM PC8010	56	6-TPK-32RK	TPCN 32PPR NCM325	80	6-VNM-332A	VNMG 332-HM NC9020	61
6-TNH-433KA	TNMG 433-HM NC3020	56	6-TPK-43D5	TPCN 43PPR ST30A	80	6-VNM-332E	VNMG 332-HM PC8010	61
6-TNH-433L	TNMG 433-HM NC330	56	6-TPK-43R2	TPCN 43PPR G10	80	6-VNM-332J	VNMG 332-HM NC3015	61
6-TNJ-321A	TNMG 321 HA NC9020	55	6-TPK-43R5	TPCN 43PPR ST30	80	6-VNM-332K	VNMG 332-HM NC320	61
6-TNJ-331A	TNMG 331-HA NC9020	55	6-TPK-43R6	TPCN 43PPR ST20	80	6-VNM-332KA	VNMG 332-HM NC3020	61
6-TNJ-331K	TNMG 331-HA NC320	55	6-TPK-43RK	TPCN 43PPR NCM325	80	6-VNM-332L	VNMG 332-HM NC330	61
6-TNJ-332A	TNMG 332-HA NC9020	55	6-TPM-2212	TPMR 221 G10	80	6-VNM-332S	VNMG 332-HM PC9030	61
6-TNJ-332K	TNMG 332-HA NC320	55	6-TPM-2216	TPMR 221 ST20	80	6-VNM-333A	VNMG 333-HM NC9020	61
6-TNJ-332S	TNMG 332-HA PC9030	55	6-TPM-221L	TPMR 221 NC330	80	6-VNM-333E	VNMG 333-HM PC8010	61
6-TNM-3212	TNMG 321-B25 G10	53	6-TPM-2222	TPMR 222 G10	80	6-VNM-333K	VNMG 333-HM NC320	61
6-TNM-3215	TNMG 321-B25 ST30	53	6-TPM-2226	TPMR 222 ST20	80	6-VNM-333KA	VNMG 333-HM NC3020	61
6-TNM-3222	TNMG 322-B25 G10	53	6-TPM-3212	TPMR 321 G10	80	6-VNM-333L	VNMG 333-HM NC330	61
6-TNM-3225	TNMG 322-B25 ST30	53	6-TPM-3216	TPMR 321 ST20	80	6-VNM-333S	VNMG 333-HM PC9030	61
6-TNM-3226	TNMG 322-B25 ST20	53	6-TPM-321L	TPMR 321 NC330	80	6-VNM-431K	VNMG 431-HM NC320	61
6-TNM-322L	TNMG 322-B25 NC330	53	6-TPM-3222	TPMR 322 G10	80	6-VNM-432K	VNMG 432-HM NC320	61
6-TNM-3235	TNMG 323-B25 ST30	53	6-TPM-3226	TPMR 322 ST20	80	6-VNN-330J	VNMG 330.5-HF NC9020	60
6-TNM-323L	TNMG 323-B25 ST30	53	6-TPM-3227	TPMR 322 ST10	80	6-VNN-330K	VNMG 330.5-HF NC320	60
6-TNM-331L	TNMG 331-B25 ST30	53	6-TPM-322L	TPMR 322 NC330	80	6-VNN-330KA	VNMG 330.5-HF NC3020	60
6-TNM-3325	TNMG 332-B25 ST30	53	6-TPM-3232	TPMR 323 G10	80	6-VNN-331A	VNMG 331-HF NC9020	60
6-TNM-332L	TNMG 332-B25 NC330	53	6-TPU-2122	TPUN 212 G10	57	6-VNN-331C	VNMG 331-HF CN200	60
6-TNM-4326	TNMG 432-B25 ST20	53	6-TPU-2125	TPUN 212 ST30	57	6-VNN-331G	VNMG 331-HF NC310	60
6-TNM-432L	TNMG 432-B25 NC330	53	6-TPU-2215	TPUN 221 ST30	57	6-VNN-331J	VNMG 331-HF NC3015	60
6-TNM-4335	TNMG 433-B25 ST30	53	6-TPU-2216	TPUN 221 ST20	57	6-VNN-331K	VNMG 331-HF NC320	60
6-TNM-433L	TNMG 433-B25 NC330	53	6-TPU-2226	TPUN 222 ST20	57	6-VNN-331KA	VNMG 331-HF NC3020	60
6-TNM-434L	TNMG 434-B25 NC330	53	6-TPU-222K	TPUN 222 NC320	57	6-VNN-331L	VNMG 331-HF NC330	60
6-TNM-542L	TNMG 542-B25 NC330	53	6-TPU-3212	TPUN 321 G10	57	6-VNN-331S	VNMG 331-HF PC9030	60
6-TNM-543L	TNMG 543-B25 NC330	53	6-TPU-3215	TPUN 321 ST30	57	6-VNN-332A	VNMG 332-HF NC9020	60
6-TNM-544L	TNMG 544-B25 NC330	53	6-TPU-3216	TPUN 321 ST20	57	6-VNN-332C	VNMG 332-HF CN200	60
6-TNN-321L	TNMG 321-GM NC330	54	6-TPU-321K	TPUN 321 NC320	57	6-VNN-332G	VNMG 332-HF NC310	60
6-TNN-331K	TNMG 331-GM NC320	54	6-TPU-321L	TPUN 321 NC330	57	6-VNN-332J	VNMG 332-HF NC3015	60
6-TNN-331L	TNMG 331-GM NC330	54	6-TPU-3222	TPUN 322 G10	57	6-VNN-332K	VNMG 332-HF NC320	60
6-TNN-332K	TNMG 332-GM NC320	54	6-TPU-3225	TPUN 322 ST30	57	6-VNN-332KA	VNMG 332-HF NC3020	60
6-TNN-332L	TNMG 332-GM NC 330	54	6-TPU-3226	TPUN 322 ST20	57	6-VNN-332L	VNMG 332-HF NC330	60
6-TNN-333L	TNMG 333-GM NC330	54	6-TPU-322K	TPUN 322 NC320	57	6-VNN-332S	VNMG 332-HF PC9030	60
6-TNN-4315	TNMG 431-GM ST 30	54	6-TPU-322L	TPUN 322 NC330	57	6-VNO-331K	VNMG 331-B20 NC320	59
6-TNN-431K	TNMG 431-GM NC320	54	6-TPU-3235	TPUN 323 ST30	57	6-VNO-331L	VNMG 331-B20 NC330	59
6-TNN-431L	TNMG 431-GM NC330	54	6-TPU-4322	TPUN 432 G10	57	6-VNP-331A	VNMP 331 NC9020	62
6-TNN-4325	TNMG 432-GM ST30	54	6-TPU-4325	TPUN 432 ST30	57	6-VNP-331KA	VNMP 331 NC3020	62
6-TNN-432K	TNMG 432-GM NC320	54	6-TPU-4326	TPUN 432 ST20	57	6-VNP-331L	VNMP 331 NC330	62
6-TNN-432L	TNMG 432-GM NC330	54	6-TPU-432K	TPUN432 NC320	57	6-VNP-332A	VNMP 332 NC9020	62
6-TNN-4336	TNMG-433-GM ST20	54	6-TPU-432L	TPUN432 NC330	57	6-VNP-332KA	VNMP 332 NC3020	62
6-TNN-433L	TNMG 433-GM NC330	54	6-TPU-4335	TPUN 433 ST30	57	6-VNP-332L	VNMP 332 NC330	62
6-TNR-322K	TNMG 322-GR NC320	54	6-TPU-4336	TPUN 433 ST20	57	6-VNS-332E	VNMG 332-HS PC8010	61
6-TNR-332K	TNMG 332-GR NC320	54	6-TPU-433L	TPUN433 NC330	57	6-VNS-332S	VNMG 332-HS PC9030	61
6-TNR-332L	TNMG 332-GR NC330	54	6-TPU-4342	TPUN 434 G10	57	6-WCM-181L	WCMT 1.81.52-C20 NCM325	81
6-TNR-432K	TNMG 432-GR NC320	54	6-TPU-4345	TPUN 434 ST30	57	6-WCM-215L	WCMT 2.152-C20 NCM325	81
6-TNR-432L	TNMG 432-GR NC330	54	6-VBM-331G	VBMT 331-HMP NC310	58	6-WCM-252L	WCMT 2.522-C20 NCM325	81
6-TNR-433K	TNMG 433-GR NC320	54	6-VBM-331K	VBMT 331-HMP NC320	58	6-WCM-325L	WCMT 32.52-C20 NCM325	81
6-TNR-433L	TNMG 433-GR NC330	54	6-VBM-332G	VBMT 332-HMP NC310	58	6-WCM-432L	WCMT 432-C20 NCM325	81
6-TNR-543K	TNMG 543-GR NC320	54	6-VBM-332K	VBMT 332-HMP NC320	58	6-WNA-432F	WNMA 432 NC305K	63
6-TNR-544I	TNMG 544 GR NC6010	54	6-VCG-2212	VCGT 221-HFP H01	58	6-WNA-432H	WNMA 432 NC315K	63
6-TNR-544KA	TNMG 544 GR NC3020	54	6-VCG-221A	VCGT 221-HFP NC9020	58	6-WNA-433F	WNMA 432 NC305K	63
6-TNR-544L	TNMG 544 GR NC330	54	6-VCG-221J	VCGT 221-HFP NC3015	58	6-WNA-433H	WNMA 432 NC315K	63
6-TPG-2115	TPGN 211 ST30	57	6-VCG-221KA	VCGT 221-HFP NC3020	58	6-WNC-432A	WNMG 432-HS NC9020	65
6-TPG-2212	TPGN 221 G10	57	6-VCG-221S	VCGT 221-HFP PC9030	58	6-WNC-432E	WNMG 432-HS PC8010	65
6-TPG-2215	TPGN 221 ST30	57	6-VCG-3312	VCGT 331-HFP H01	58	6-WNC-432S	WNMG 432-HS PC9030	65
6-TPG-2216	TPGN 221 ST20	57	6-VCG-331A	VCGT 331-HFP NC9020	58	6-WNF-331A	WNMG 331-HF NC9020	64
6-TPG-221K	TPGN 221 NC320	57	6-VCG-331E	VCGT 331-HFP PC8010	58	6-WNF-331G	WNMG 331 HF NC310	64
6-TPG-2222	TPGN 222 G10	57	6-VCG-331J	VCGT 331-HFP NC3015	58	6-WNF-331J	WNMG 331-HF NC3015	64
6-TPG-222K	TPGN 222 NC320	57	6-VCG-331KA	VCGT 331-HFP NC3020	58	6-WNF-331K	WNMG 331-HF NC320	64
6-TPG-3212	TPGN 321 G10	57	6-VCG-331S	VCGT 331-HFP PC9030	58	6-WNF-331KA	WNMG 331-HF NC3020	64
6-TPG-3215	TPGN 321 ST30	57	6-VCN-331A	VCMT 331-HMP NC9020	59	6-WNF-332A	WNMG 332-HF NC9020	64
6-TPG-3216	TPGN 321 ST20	57	6-VCN-331KA	VCMT 331-HMP NC3020	59	6-WNF-332J	WNMG 332-HF NC3015	64
6-TPG-321K	TPGN 321 NC320	57	6-VCN-332A	VCMT 332-HMP NC9020	59	6-WNF-332K	WNMG 332-HF NC320	64
6-TPG-321L	TPGN 321 NC330	57	6-VCN-332KA	VCMT 332-HMP NC3020	59	6-WNF-332KA	WNMG 332-HF NC3020	64
6-TPG-3222	TPGN 322 G10	57	6-VMC-331E	VCMT 331-HMP PC8010	59	6-WNF-332L	WNMG 332-HF NC330	64
6-TPG-3225	TPGN 322 ST30	57	6-VMC-331S	VCMT 331-HMP PC9030	59	6-WNF-333K	WNMG 333-HF NC320	64
6-TPG-3226	TPGN 322 ST20	57	6-VMC-332E	VCMT 332-HMP PC8011	59	6-WNF-431A	WNMG 431-HF NC9020	64
6-TPG-322K	TPGN 322 NC320	57	6-VMC-332S	VCMT 332-HMP PC9030	59	6-WNF-431G	WNMG 431-HF CN200	64
6-TPG-322L	TPGN 322 NC330	57	6-VNC-332A	VNMG 332-HS NC9020	61	6-WNF-431J	WNMG 431-HF NC3015	64
6-TPG-3235	TPGN 323 ST30	57	6-VNF-331G	VNMG 331-GF NC310	60	6-WNF-431KA	WNMG 431-HF NC3020	64
6-TPG-323L	TPGN 323 NC330	57	6-VNF-331L	VNMG 331-GF NC330	60	6-WNF-431L	WNMG 431-HF NC330	64
6-TPG-3245	TPGN 324 ST30	57	6-VNF-332K	VNMG 332-GF NC320	60	6-WNF-432A	WNMG 432-HF NC9020	64
6-TPG-3246	TPGN 324 ST20	57	6-VNG-331K	VNMG 331-GM NC320	60			

INDEX — BY CODE NUMBER 159

Code No.	Description	Page Number	Code No.	Description	Page Number	Code No.	Description	Page Number
6-WNF-432C	WNMG 432-HF CN200	64	6-WNH-333KA	WNMG 333-HM NC3020	65	6-WNJ-431S	WNMG 431-HA PC9030	64
6-WNF-432G	WNMG 432-HF NC310	64	6-WNH-431A	WNMG 431-HM NC9020	65	6-WNJ-432A	WNMG 432-HA NC9020	64
6-WNF-432J	WNMG 432-HF NC3015	64	6-WNH-431G	WNMG 431-HM NC310	65	6-WNJ-432E	WNMG 432-HA PC8010	64
6-WNF-432K	WNMG 432-HF NC320	64	6-WNH-431J	WNMG 431-HM NC3015	65	6-WNJ-432K	WNMG 432-HA NC320	64
6-WNF-432KA	WNMG 432-HF NC3020	64	6-WNH-431KA	WNMG 431-HM NC3020	65	6-WNJ-432S	WNMG 432-HA PC9030	64
6-WNF-432L	WNMG 432-HF NC330	64	6-WNH-431S	WNMG 431-HM PC9030	65	6-WNM-331G	WNMG 331-GM NC310	63
6-WNF-432S	WNMG 432-HF PC9030	64	6-WNH-432A	WNMG 432-HM NC9020	65	6-WNM-331K	WNMG 331-GM NC320	63
6-WNG-432A	WNMG 432-HR NC9020	65	6-WNH-432E	WNMG 432-HM PC8010	65	6-WNM-332G	WNMG 332-GM NC310	63
6-WNG-432J	WNMG 432-HR NC3015	65	6-WNH-432G	WNMG 432-HM NC310	65	6-WNM-332L	WNMG 332-GM NC330	63
6-WNH-331A	WNMG 331-HM NC9020	65	6-WNH-432J	WNMG 432-HM NC3015	65	6-WNM-431K	WNMG 431-GM NC320	63
6-WNH-331E	WNMG 331-HM PC8010	65	6-WNH-432K	WNMG 432-HM NC320	65	6-WNM-431L	WNMG 431-GM NC330	63
6-WNH-331G	WNMG 331-HM NC310	65	6-WNH-432KA	WNMG 432-HM NC3020	65	6-WNM-432G	WNMG 432-GM NC310	63
6-WNH-331J	WNMG 331-HM NC3015	65	6-WNH-432L	WNMG 432-HM NC330	65	6-WNM-432K	WNMG 432-GM NC320	63
6-WNH-331K	WNMG 331-HM NC320	65	6-WNH-432S	WNMG 432-HM PC9030	65	6-WNM-432L	WNMG 432-GM NC330	63
6-WNH-331KA	WNMG 331-HM NC3020	65	6-WNH-432E	WNMG 433-HM PC8010	65	6-WNM-433G	WNMG 433-GM NC310	63
6-WNH-332A	WNMG 332-HM NC9020	65	6-WNH-433G	WNMG 433-HM NC310	65	6-WNN-432K	WNMG 432-HW NC3020	66
6-WNH-332E	WNMG 332-HM PC8010	65	6-WNH-433KA	WNMG 433-HM NC3020	65	6-WNR-432G	WNMG 432-GR NC310	63
6-WNH-332G	WNMG 332-HM NC310	65	6-WNH-433L	WNMG 433-HM NC330	65	6-WNR-432H	WNMG 432-GR NC315K	63
6-WNH-332J	WNMG 332-HM NC3015	65	6-WNJ-331A	WNMG 331-HA NC9020	64	6-WNR-432K	WNMG 432-GR NC320	63
6-WNH-332K	WNMG 332 HM NC320	65	6-WNJ-331E	WNMG 331-HA PC8010	64	6-WNR-432L	WNMG 432-GR NC330	63
6-WNH-332KA	WNMG 332-HM NC3020	65	6-WNJ-331S	WNMG 331-HA PC9030	64	6-WNR-433G	WNMG 433-GR NC310	63
6-WNH-332L	WNMG 332-HM NC330	65	6-WNJ-332A	WNMG 332-HA NC9020	64	6-WNR-433L	WNMG 433-GR NC330	63
6-WNH-332S	WNMG 332-HM PC9030	65	6-WNJ-332E	WNMG 332-HA PC8010	64	6-WNS-331N	WNMG 331-GS NC325S	64
6-WNH-333A	WNMG 333-HM NC9020	65	6-WNJ-332S	WNMG 332-HA PC9030	64	6-WNS-332N	WNMG 332-GS NC325S	64
6-WNH-333E	WNMG 333-HM PC8010	65	6-WNJ-431A	WNMG 431-HA NC9020	64	6-WNS-432N	WNMG 432-GS NC325S	64
6-WNH-333J	WNMG 333-HM NC3015	65	6-WNJ-431E	WNMG 431-HA PC8010	64			
6-WNH-333K	WNMG 333-HM NC320	65	6-WNJ-431K	WNMG 431-HA NC320	64			

160 INDEX — BY DESCRIPTION

Description	Code No.	Page Number	Description	Code No.	Page Number	Description	Code No.	Page Number
ADKT 1505PDSR-KH PC3530	6-ADH-403R	72	CCMT 432-C25 PC8010	6-CCM-432E	34	CNMG 432-B25 ST20	6-CNA-432E	36
ADKT 1505PDSR-MM NCM325	6-ADK-403L	72	CCMT 432-C25 NC3015	6-CCM-432J	34	CNMG432-B25 NC330	6-CNA-432L	36
ADKT1505PDSR-MM PC3530	6-ADK-403R	72	CCMT 432-C25 NC3020	6-CCM-432KA	34	CNMG433-B25 NC330	6-CNA-433L	36
ADKT1505PDSR-MM PC9530	6-ADK-403T	72	CCMT 432-C25 NC330	6-CCM-432L	34	CNMG 643-B25 G10	6-CNA-6432	36
APKT 1604PDSR-MF NCM320K	6-APF-503K	73	CCMT 432-C25 PC9030	6-CCM-432S	34	CNMG 643-B25 NC330	6-CNA-643L	36
APKT 1604PDSR-MF NCM325	6-APF-503L	73	CCMT 21.50.5-HMP CN200	6-CCN-210C	35	CNMG 431-B20 NC305K	6-CNB-431F	35
APKT 1604PDSR-MF PC3530	6-APF-503R	73	CCMT 21.50.5-HMP PC8010	6-CCN-210E	35	CNMG 431-B20 NC6010	6-CNB-431I	35
APKT 1604PDSR-MF PC9530	6-APF-503T	73	CCMT 21.50.5-HMP NC310	6-CCN-210G	35	CNMG 432-B20 NC305K	6-CNB-432F	35
APKT 1604PDSR-KH NCM325	6-APX-503L	72	CCMT 21.50.5-HMP NC3020	6-CCN-210KA	35	CNMG 431-HS NC9020	6-CNC-431A	39
APKT 1604PDSR-KH PC3530	6-APX-503R	72	CCMT 21.50.5-HMP NC330	6-CCN-210L	35	CNMG 431-HS PC8010	6-CNC-431E	39
APKT1035PDFR-MA H01	6-APM-3023	72	CCMT 21.51-HMP CN200	6-CCN-211C	35	CNMG 431-HS PC9030	6-CNC-431S	39
APKT 160402PDFR-MA H01	6-APM-5033	72	CCMT 21.51-HMP NC330	6-CCN-211L	35	CNMG 432-HS NC9020	6-CNC-432A	39
APKT 160404PDFR-MA H01	6-APM-5043	72	CCMT 21.52-HMP NC9020	6-CCN-212A	35	CNMG 432-HS PC8010	6-CNC-432E	39
APKT 160432PDFR-MA H01	6-APM-5083	72	CCMT 21.52-HMP CN200	6-CCN-212C	35	CNMG 432-HS PC9030	6-CNC-432S	39
APKT 1604PDSR-MM NCM325	6-APT-503L	73	CCMT 21.52-HMP PC8010	6-CCN-212E	35	CNMG 433-HS NC9020	6-CNC-433A	39
APKT 1604PDSR-MM PC3530	6-APT-503R	73	CCMT 21.52-HMP NC3020	6-CCN-212KA	35	CNMG 433-HS PC8010	6-CNC-433E	39
APKT 1604PDSR-MM PC9530	6-APT-503T	73	CCMT 21.52-HMP PC9030	6-CCN-212S	35	CNMG 433-HS PC9030	6-CNC-433S	39
APXT 1035PDSR-MM NCM325	6-APX-302L	73	CCMT 21.51-HMP NC9020	6-CCN-215A	35	CNMG 32.51-HF NC320	6-CNF-321K	38
APXT 1035PDSR-MM NCM335	6-APX-302N	73	CCMT 21.51-HMP PC8010	6-CCN-215E	35	CNMG 32.52-HF NC320	6-CNF-322K	38
APXT 1035PDSR-MM PC3530	6-APX-302R	73	CCMT 21.51-HMP NC310	6-CCN-215G	35	CNMG 431-HF CN200	6-CNF-431C	38
APXT 1035PDSR-MM PC9530	6-APX-302T	73	CCMT 21.51-HMP NC3015	6-CCN-215J	35	CNMG 431-HF NC310	6-CNF-431G	38
APXT 103508PDSR-MM PC3530	6-APX-303R	73	CCMT 21.51-HMP NC3020	6-CCN-215KA	35	CNMG 432-HF NC320	6-CNF-431K	38
APXT 103516PDSR-MM PC3530	6-APX-306R	73	CCMT 21.51-HMP PC9030	6-CCN-215S	35	CNMG 431-HF NC3020	6-CNF-431KA	38
APXT 11T3PDSR-MM NCM325	6-APX-401L	73	CCMT 32.50.5-HMP NC9020	6-CCN-320A	35	CNMG 431-HF NC330	6-CNF-431L	38
APXT 1604PDSR-MM NCM325	6-APX-503L	73	CCMT 32.50.5-HMP CN200	6-CCN-320C	35	CNMG 432-HF CN200	6-CNF-432C	38
APXT 1604PDSR-MM NCM335	6-APX-503N	73	CCMT 32.50.5-HMP PC8010	6-CCN-320E	35	CNMG 432-HF NC310	6-CNF-432G	38
APXT 1604PDSR-MM PC3530	6-APX-503R	73	CCMT 32.50.5-HMP NC310	6-CCN-320G	35	CNMG 432-HF NC3015	6-CNF-432J	38
APXT 1604PDSR-MM PC9530	6-APX-503T	73	CCMT 32.50.5-HMP NC3015	6-CCN-320J	35	CNMG 432-HF NC320	6-CNF-432K	38
APXT 160416R-MM NCM325	6-APX-505L	73	CCMT 32.50.5-HMP NC3020	6-CCN-320KA	35	CNMG 432-HF NC3020	6-CNF-432KA	38
APXT 160416R-MM PC3530	6-APX-505R	73	CCMT 32.50.5-HMP PC9030	6-CCN-320S	35	CNMG 432-HF NC330	6-CNF-432L	38
APXT 160416-MM PC9530	6-APX-505T	73	CCMT 32.51-HMP NC9020	6-CCN-321A	35	CNMG 432-HR NC9020	6-CNG-432A	39
APXT 160432R-MM NCM325	6-APX-507L	73	CCMT 32.51-HMP CN200	6-CCN-321C	35	CNMG 432-HR NC310	6-CNG-432G	39
APXT 160432L-MM PC3530	6-APX-507LR	73	CCMT 32.51-HMP PC8010	6-CCN-321E	35	CNMG 432-HR NC6010	6-CNG-432I	39
APXT 160432R-MM PC3530	6-APX-507R	73	CCMT 32.51-HMP NC310	6-CCN-321G	35	CNMG 432-HR NC3015	6-CNG-432J	39
APXT 160432R-MM PC9530	6-APX-507T	73	CCMT 32.51-HMP NC3015	6-CCN-321J	35	CNMG 432-HR NC3020	6-CNG-432KA	39
CCGT 21.50.5 HFP NC9020	6-CCF-210A	34	CCMT 32.51-HMP NC3020	6-CCN-321KA	35	CNMG 432-HR NC330	6-CNG-432L	39
CCGT 32.51 HFP NC9020	6-CCF-321A	34	CCMT 32.51-HMP NC330	6-CCN-321L	35	CNMG 433-HR NC9020	6-CNG-433A	39
CCGT 432-HFP NC9020	6-CCF-432A	34	CCMT 32.51-HMP PC9030	6-CCN-321S	35	CNMG 433-HR NC310	6-CNG-433G	39
CCGT 21.50.5 H01	6-CCG-2102	34	CCMT 32.52-HMP NC9020	6-CCN-322A	35	CNMG 433-HR NC6010	6-CNG-433I	39
CCGT 21.51 H01	6-CCG-2112	34	CCMT 32.52-HMP PC8010	6-CCN-322E	35	CNMG 433-HR NC3015	6-CNG-433J	39
CCGT 21.52 H01	6-CCG-2122	34	CCMT 32.52-HMP NC310	6-CCN-322G	35	CNMG 433-HR NC3020	6-CNG-433KA	39
CCGT 32.50.5 H01	6-CCG-3202	34	CCMT 32.52-HMP NC3015	6-CCN-322J	35	CNMG 433-HR NC330	6-CNG-433L	39
CCGT 32.51-AK H01	6-CCG-3212	34	CCMT 32.52-HMP NC3020	6-CCN-322KA	35	CNMG 542-HR NC6010	6-CNG-542I	39
CCGT 32.52 H01	6-CCG-3222	34	CCMT 32.52-HMP PC9030	6-CCN-322S	35	CNMG 542-HR NC3020	6-CNG-542KA	39
CCGT 432-AK H01	6-CCG-4322	34	CCMT 32.52-HMP CN200	6-CCN-325C	35	CNMG 542-HR NC6010	6-CNG-542L	39
CCMT 21.50.5-C25 PC8010	6-CCM-210E	34	CCMT 32.52-HMP NC330	6-CCN-325L	35	CNMG 543-HR NC3020	6-CNG-543I	39
CCMT 21.50.5-C25 NC3020	6-CCM-210KA	34	CCMT 431-HMP NC9020	6-CCN-431A	35	CNMG 543-HR NC3020	6-CNG-543KA	39
CCMT 21.50.5-C25 NC330	6-CCM-210L	34	CCMT 431-HMP PC8010	6-CCN-431E	35	CNMG 543-HR NC330	6-CNG-543L	39
CCMT 21.51-C25 G10	6-CCM-2152	34	CCMT 431-HMP NC310	6-CCN-431G	35	CNMG 544-HR NC3020	6-CNG-544KA	39
CCMT 21.51-C25 ST30	6-CCM-2155	34	CCMT 431-HMP NC3015	6-CCN-431J	35	CNMG 544-HR NC330	6-CNG-544L	39
CCMT 21.51-C25 NC9020	6-CCM-215A	34	CCMT 431-HMP NC330	6-CCN-431L	35	CNMG 642-HR NC3020	6-CNG-642KA	39
CCMT 21.51-C25 PC8010	6-CCM-215E	34	CCMT 431-HMP PC9030	6-CCN-431S	35	CNMG 642-HR NC330	6-CNG-642L	39
CCMT 21.51-C25 NC310	6-CCM-215G	34	CCMT 432-HMP NC9020	6-CCN-432A	35	CNMG 643-HR NC9020	6-CNG-643A	39
CCMT 21.51-C25 NC3015	6-CCM-215J	34	CCMT 432-HMP PC8010	6-CCN-432E	35	CNMG 643-HR NC310	6-CNG-643G	39
CCMT 21.51-C25 NC3020	6-CCM-215KA	34	CCMT 432-HMP NC310	6-CCN-432G	35	CNMG 643-HR NC6010	6-CNG-643I	39
CCMT 21.51-C25 NC330	6-CCM-215L	34	CCMT 432-HMP NC3015	6-CCN-432J	35	CNMG 643-HR NC3015	6-CNG-643J	39
CCMT 21.51-C25 PC9030	6-CCM-215S	34	CCMT 432-HMP NC320	6-CCN-432K	35	CNMG 643-HR NC3020	6-CNG-643KA	39
CCMT 21.52-C25 NC3020	6-CCM-225KA	34	CCMT 432-HMP NC3020	6-CCN-432KA	35	CNMG 643-HR NC330	6-CNG-643L	39
CCMT 2.522-C25 NC330	6-CCM-252L	34	CCMT 432-HMP NC330	6-CCN-432L	35	CNMG 644-HR NC9020	6-CNG-644A	39
CCMT 32.51-C25 NC9020	6-CCM-321A	34	CCMT 432-HMP PC9030	6-CCN-432S	35	CNMG 644-HR NC3020	6-CNG-644KA	39
CCMT 32.51-C25 PC8010	6-CCM-321E	34	CCMT 21.51-C05 G10	6-CCT-2152	*	CNMG 644-HR NC330	6-CNG-644L	39
CCMT 32.51-C25 NC310	6-CCM-321G	34	CCMT 21.51-C05 ST30	6-CCT-2155	*	CNMG 32.51-HM NC320	6-CNH-321K	38
CCMT 32.51-C25 NC3015	6-CCM-321J	34	CCMT 21.51-C05 NC320	6-CCT-215K	*	CNMG 321-HM NC3020	6-CNH-321KA	38
CCMT 32.51-C25 NC3020	6-CCM-321KA	34	CCMT 32.52-C05 G10	6-CCT-3252	*	CNMG 321-HM NC330	6-CNH-321L	38
CCMT 32.51-C25 NC330	6-CCM-321L	34	CCMT 32.52-C05 ST30	6-CCT-3255	*	CNMG 32.52-HM NC320	6-CNH-322K	38
CCMT 32.51-C25 PC9030	6-CCM-321S	34	CCMT 32.52-C05 NC320	6-CCT-325K	*	CNMG 431-HM NC9020	6-CNH-431A	38
CCMT 32.52-C25 NC9020	6-CCM-322A	34	CCMT 432-C05 G10	6-CCT-4322	*	CNMG 431-HM PC8010	6-CNH-431E	38
CCMT 32.52-C25 PC8010	6-CCM-322E	34	CCMT 432-C05 NC320	6-CCT-432K	*	CNMG 431-HM NC310	6-CNH-431G	38
CCMT 32.52-C25 NC310	6-CCM-322G	34	CNMA 432 NC6010	6-CMA-432E	35	CNMG 431-HM NC3015	6-CNH-431I	38
CCMT 32.52-C25 NC3015	6-CCM-322J	34	CNMA 432 NC305K	6-CMA-432F	35	CNMG 431-HM NC320	6-CNH-431K	38
CCMT 32.52-C25 PC9030	6-CCM-322S	34	CNMA 432 NC315K	6-CMA-432H	35	CNMG 431-HM NC3020	6-CNH-431KA	38
CCMT 32.52-C25 G10	6-CCM-3252	34	CNMA 433 NC305K	6-CMA-433F	35	CNMG 432-HM NC330	6-CNH-431L	38
CCMT 32.52-C25 ST30	6-CCM-3255	34	CNMA 433 NC315K	6-CMA-433H	35	CNMG 431-HM PC9030	6-CNH-431S	38
CCMT 32.52-C25 NC320	6-CCM-325K	34	CNMA 433 NC6010	6-CMA-433I	35	CNMG 432-HM NC9020	6-CNH-432A	38
CCMT 32.52-C25 NC330	6-CCM-325L	34	CNMA 643 NC315K	6-CMA-643H	35	CNMG 432-HM PC8010	6-CNH-432E	38
CCMT 431-C25 NC9020	6-CCM-431A	34	CNMG 642-HH NC6010	6-CMH-642I	40	CNMG 432-HM NC305K	6-CNH-432F	38
CCMT 431-C25 PC8010	6-CCM-431E	34	CNMM 642-HH NC3020	6-CMH-642KA	40	CNMG 432-HM NC310	6-CNH-432G	38
CCMT 431-C25 NC3015	6-CCM-431J	34	CNMM 642-HH NC330	6-CMH-642L	40	CNMG 432-HM NC315K	6-CNH-432H	38
CCMT 431-C25 NC3020	6-CCM-431KA	34	CNMM 643-HH NC6010	6-CMH-643I	40	CNMG 432-HM NC3015	6-CNH-432J	38
CCMT 431-C25 PC9030	6-CCM-431S	34	CNMM 643-HH NC330	6-CMH-643L	40	CNMG 432-HM NC320	6-CNH-432K	38
CCMT 432-C25 G10	6-CCM-4322	34	CNMM 646-GH NC3020	6-CMM-646K	40	CNMG 432-HM NC3020	6-CNH-432KA	38
CCMT 432-C25 ST30	6-CCM-4325	34	CNMG 432-B25 G10	6-CNA-4322	36	CNMG 432-HM NC330	6-CNH-432L	38
CCMT 432-C25 NC9020	6-CCM-432A	34	CNMG 432-B25 ST30	6-CNA-4325	36	CNMG 432-HM PC9030	6-CNH-432S	38

* Stock Item—Not in catalog

INDEX — BY DESCRIPTION 161

Description	Code No.	Page Number	Description	Code No.	Page Number	Description	Code No.	Page Number
CNMG 433-HM NC9020	6-CNH-433A	38	DCMT 21.50.5-C25 NC330	6-DCM-210L	41	DNMG 332-HM NC9020	6-DNN-332A	45
CNMG 433-HM PC8010	6-CNH-433E	38	DCMT 21.51-C25 NC9020	6-DCM-211A	41	DNMG 332-HM PC8010	6-DNN-332E	45
CNMG 433-HM NC315K	6-CNH-433H	38	DCMT 21.51-C25 PC8010	6-DCM-211E	41	DNMG 332-HM NC320	6-DNN-332K	45
CNMG 433-HM NC320	6-CNH-433K	38	DCMT 21.51-C25 NC3020	6-DCM-211KA	41	DNMG 332-HM NC3020	6-DNN-332KA	45
CNMG 433-HM NC3020	6-CNH-433KA	38	DCMT 21.51-C25 PC9030	6-DCM-211S	41	DNMG 332-HM PC9030	6-DNN-332S	45
CNMG 433-HM NC330	6-CNH-433L	38	DCMT 21.52-C25 NC3020	6-DCM-212KA	41	DNMG 333-HM NC9020	6-DNN-333A	45
CNMG 433-HM PC9030	6-CNH-433S	38	DCMT 21.52-C25 NC330	6-DCM-212L	41	DNMG 333-HM PC8010	6-DNN-333E	45
CNMG 542-HM NC320	6-CNH-542K	38	DCMT 21.51-C25 ST30	6-DCM-2155	41	DNMG 333-HM NC320	6-DNN-333K	45
CNMG 542-HM NC3020	6-CNH-542KA	38	DCMT 21.51-C25 NC330	6-DCM-215L	41	DNMG 333-HM NC3020	6-DNN-333KA	45
CNMG 542-HM NC330	6-CNH-542L	38	DCMT 32.50.5-C25 NC9020	6-DCM-320A	41	DNMG 333-HM PC9030	6-DNN-333S	45
CNMG 543-HM NC330	6-CNH-543L	38	DCMT 32.50.5-C25 PC8010	6-DCM-320E	41	DNMG 431-HM NC9020	6-DNN-431A	45
CNMG 643-HM NC3020	6-CNH-643KA	38	DCMT 32.50.5-C25 NC3020	6-DCM-320KA	41	DNMG 431-HM PC8010	6-DNN-431E	45
CNMG 643-HM NC330	6-CNH-643L	38	DCMT 32.50.5-C25 PC9030	6-DCM-320S	41	DNMG 431-HM NC310	6-DNN-431G	45
CNMG 432-HW NC310	6-CNI-431G	39	DCMT 32.51-C25 NC9020	6-DCM-321A	41	DNMG 431-HM NC3020	6-DNN-431KA	45
CNMG 431-HW NC320	6-CNI-431K	39	DCMT 32.51-C25 PC8010	6-DCM-321E	41	DNMG 431-HM NC330	6-DNN-431L	45
CNMG 432-HW NC9020	6-CNI-432A	39	DCMT 32.51-C25 NC310	6-DCM-321G	41	DNMG 431-HM PC9030	6-DNN-431S	45
CNMG 432-HW NC310	6-CNI-432G	39	DCMT 32.51-C25 NC3015	6-DCM-321J	41	DNMG 432-HM NC9020	6-DNN-432A	45
CNMG 432-HW NC3015	6-CNI-432J	39	DCMT 32.51-C25 NC3020	6-DCM-321KA	41	DNMG 432-HM PC8010	6-DNN-432E	45
CNMG 432-HW NC320	6-CNI-432K	39	DCMT 32.51-C25 NC330	6-DCM-321L	41	DNMG 432-HM NC3015	6-DNN-432J	45
CNMG 432-HW NC3020	6-CNI-432KA	39	DCMT 32.51-C25 PC9030	6-DCM-321S	41	DNMG 432-HM NC3020	6-DNN-432K	45
CNMG 432-HW NC330	6-CNI-432L	39	DCMT 32.52-C25 PC8010	6-DCM-322E	41	DNMG 432-HM PC8010	6-DNN-432L	45
CNMG 433-HW NC9020	6-CNI-433A	39	DCMT 32.52-C25 NC310	6-DCM-322G	41	DNMG 432-HM PC9030	6-DNN-432S	45
CNMG 433-HW NC310	6-CNI-433G	39	DCMT 32.52-C25 NC3015	6-DCM-322J	41	DNMG 433-HM PC8010	6-DNN-433E	45
CNMG 433-HW NC3015	6-CNI-433J	39	DCMT 32.52-C25 NC3020	6-DCM-322KA	41	DNMG 433-HM NC3020	6-DNN-433KA	45
CNMG 433-HW NC320	6-CNI-433K	39	DCMT 32.52-C25 NC330	6-DCM-325L	41	DNMG 433-HM NC330	6-DNN-433L	45
CNMG 433-HW NC3020	6-CNI-433KA	39	DCMT 21.50.5-HMP PC8010	6-DCN-210E	41	DNMG 431-HF CN200	6-DNO-431C	44
CNMG 433-HW NC330	6-CNI-433L	39	DCMT 21.50.5-HMP NC320	6-DCN-210K	41	DNMG 432-HF CN200	6-DNO-432C	44
CNMG 433-HW PC9030	6-CNI-433S	39	DCMT 21.50.5-HMP NC3020	6-DCN-210KA	41	DNMG 432-HF NC310	6-DNO-432G	44
CNMG 431-HA NC9020	6-CNJ-431A	37	DCMT 21.50.5-HMP NC330	6-DCN-210L	41	DNMG 432-HF NC3015	6-DNO-432J	44
CNMG 431-HA PC8010	6-CNJ-431E	37	DCMT 21.51-HMP NC9020	6-DCN-211A	41	DNMG 432-HF NC3020	6-DNO-432KA	44
CNMG 431-NC320	6-CNJ-431K	37	DCMT 21.51-HMP PC8010	6-DCN-211E	41	DNMG 431-HA NC9020	6-DNP-431A	44
CNMG 431-HA PC9030	6-CNJ-431S	37	DCMT 21.51-HMP NC320	6-DCN-211K	41	DNMG 431-HA PC8010	6-DNP-431E	44
CNMG 432-HA NC9020	6-CNJ-432A	37	DCMT 21.51-HMP NC3020	6-DCN-211KA	41	DNMG 431-HA NC320	6-DNP-431K	44
CNMG 432-HA PC8010	6-CNJ-432E	37	DCMT 21.51-HMP NC330	6-DCN-211L	41	DNMG 431-HA PC9030	6-DNP-431S	44
CNMG 432-HA NC320	6-CNJ-432K	37	DCMT 21.52-HMP PC8010	6-DCN-212E	41	DNMG 432-HA NC9020	6-DNP-432A	44
CNMG 432-HA PC9030	6-CNJ-432S	37	DCMT 21.52-HMP NC3020	6-DCN-212KA	41	DNMG 432-HA PC8010	6-DNP-432E	44
CNMG 433-HA NC9020	6-CNJ-433A	37	DCMT 21.52-HMP NC330	6-DCN-212L	41	DNMG 432-HA NC320	6-DNP-432K	44
CNMG 433-HA PC8010	6-CNJ-433E	37	DCMT 32.50.5-HMP NC310	6-DCN-320G	41	DNMG 432-HA PC9030	6-DNP-432S	44
CNMG 431-GM NC330	6-CNM-431L	36	DCMT 32.50.5-HMP NC3020	6-DCN-320KA	41	DNMP 432 NC9020	6-DNQ-432A	46
CNMG 432-GM NC310	6-CNM-432G	36	DCMT 32.51-HMP NC9020	6-DCN-321A	41	DNMP 432 NC3020	6-DNQ-432KA	46
CNMG 432-GM NC3020	6-CNM-432K	36	DCMT 32.51-HMP PC8010	6-DCN-321E	41	DNMG 432-HR NC3020	6-DNR-432KA	45
CNMG 432-GM NC330	6-CNM-432L	36	DCMT 32.51-HMP NC310	6-DCN-321G	41	DNMG 432-HR NC330	6-DNR-432L	45
CNMG 432-GMPC230	6-CNM-432M	36	DCMT 32.51-HMP NC3015	6-DCN-321J	41	DNMG 433-HR NC3020	6-DNR-433KA	45
CNMG 433-GM NC310	6-CNM-433G	36	DCMT 32.51-HMP NC320	6-DCN-321K	41	DNMG 433-HR NC330	6-DNR-433L	45
CNMG 432-GR NC305K	6-CNR-432F	37	DCMT 32.51-HMP NC3020	6-DCN-321KA	41	DNMG 432-HS NC9020	6-DNS-432A	45
CNMG 432-GR NC310	6-CNR-432G	37	DCMT 32.51-HMP PC9030	6-DCN-321S	41	DNMG 432-HS PC8010	6-DNS-432E	45
CNMG 432-GR NC315K	6-CNR-432H	37	DCMT 32.52-HMP NC9020	6-DCN-322A	41	DNMG 432-HS PC9030	6-DNS-432S	45
CNMG 432-GR NC6010	6-CNR-432J	37	DCMT 32.52-HMP PC8010	6-DCN-322E	41	DNMG 433-HS NC9020	6-DNS-433A	45
CNMG 432-GR NC3015	6-CNR-432J	37	DCMT 32.52-HMP NC320	6-DCN-322K	41	DNMG 433-HS PC8010	6-DNS-433E	45
CNMG 432-GR NC320	6-CNR-432K	37	DCMT 32.52-HMP NC3020	6-DCN-322KA	41	DNMG 433-HS PC9030	6-DNS-433S	45
CNMG 432-GR NC330	6-CNR-432L	37	DCMT 32.52-HMP NC330	6-DCN-322L	41	DNGG 431-HU PC8010	6-DNV-431E	42
CNMG 433-GR NC305K	6-CNR-433F	37	DCMT 32.52-HMP PC9030	6-DCN-322S	41	DNGG 432-HU PC8010	6-DNV-432E	42
CNMG 433-GR NC310	6-CNR-433G	37	DNMA 432 NC305K	6-DNA-432F	42	ECTR 3200 PC130	6-ECT-020N	68
CNMG 433-GR NC6010	6-CNR-433I	37	DNMA 432 NC315K	6-DNA-432H	42	ECTR 3150F PC130	6-ECT-075N	68
CNMG 433-GR NC320	6-CNR-433K	37	DNMG 431-B25 NC320	6-DNB-431K	43	ECTR 3300F PC130	6-ECT-083N	68
CNMG 433-GR NC3020	6-CNR-433KA	37	DNMG 433-B25 NC320	6-DNB-433K	43	ECTR 3010UN PC130	6-ECT-210N	68
CNMG 433-GR NC330	6-CNR-433L	37	DNMG 433-B25 PC230	6-DNB-433M	43	ECTR 3028UNF PC130	6-ECT-275N	68
CNMG 434-GR NC6010	6-CNR-434I	37	DNMG 432-B20 NC305K	6-DNC-432F	42	ECTR 3014UNF PC130	6-ECT-283N	68
CNMG 434-GR NC3020	6-CNR-434KA	37	DNMG 433-B20 NC305K	6-DNC-433F	42	GTN-2 NC9020	6-GTN-020A	67
CNMG 434-GR NC330	6-CNR-434L	37	DNMG 331-HF NC310	6-DNF-331G	44	GTN-2 NC3020	6-GTN-020KA	67
CNMG 542-GR NC320	6-CNR-542K	37	DNMG 331-HF NC3020	6-DNF-331KA	44	GTN-3 NC9020	6-GTN-030A	67
CNMG 543-GR NC320	6-CNR-543K	37	DNMG 332-HF NC310	6-DNF-332G	44	GTN-3 NC3020	6-GTN-030KA	67
CNMG 642-GR NC6010	6-CNR-642I	37	DNMG 332-HF NC3020	6-DNF-332KA	44	GTN-4 NC9020	6-GTN-040A	67
CNMG 642-GR NC320	6-CNR-642K	37	DNMG 431-HF NC310	6-DNF-431G	44	GTN-4 NC3020	6-GTN-040KA	67
CNMG 642-GR NC3020	6-CNR-642KA	37	DNMG 431-HF NC3015	6-DNF-431J	44	GTN-5 NC9020	6-GTN-050A	67
CNMG 642-GR NC330	6-CNR-642L	37	DNMG 431-HF NC3020	6-DNF-431KA	44	GTN-5 NC3020	6-GTN-050KA	67
CNMG 643-GR NC310	6-CNR-643G	37	DNMG 431-HF NC330	6-DNF-431L	44	GTN-6 NC9020	6-GTN-060A	67
CNMG 643-GR NC315K	6-CNR-643H	37	DNMG 432-GR NC310	6-DNG-432G	43	GTN-6 NC3020	6-GTN-060KA	67
CNMG 643-GR NC6010	6-CNR-643I	37	DNMG 432-GR NC320	6-DNG-432K	43	GTN-2 ST20	6-GTN-20N6	67
CNMG 643-GR NC320	6-CNR-643K	37	DNMG 432-GR NC330	6-DNG-432L	43	GTN-2 NC330	6-GTN-20NL	67
CNMG 643-GR NC3020	6-CNR-643KA	37	DNMG 433-GR NC320	6-DNG-433K	43	GTN-3 ST20	6-GTN-30N6	67
CNMG 643 GR NC330	6-CNR-643L	37	DNMG 331-GM NC320	6-DNM-331K	43	GTN-3 NC330	6-GTN-30NL	67
CNMG 644-GR NC310	6-CNR-644G	37	DNMG 332-GM NC320	6-DNM-332K	43	GTN-4 ST20	6-GTN-40N6	67
CNMG 644-GR NC320	6-CNR-644K	37	DNMG 431-GM NC320	6-DNM-431K	43	GTN-4 NC330	6-GTN-40NL	67
CNMG 644-GR NC330	6-CNR-644L	37	DNMG 431-GM NC330	6-DNM-431L	43	GTN-5 NC330	6-GTN-50NL	67
CNMG 866-GR NC330	6-CNR-866L	37	DNMG 431-GM PC230	6-DNM-431M	43	GTN-6 NC330	6-GTN-60NL	67
DCGT 21.50.5-AK H01	6-DCG-2102	41	DNMG 432-GM NC320	6-DNM-432K	43	ICTR 3300F PC130	6-ICT-083N	69
DCGT 21.51-AK H01	6-DCG-2112	41	DNMG 432-GM NC330	6-DNM-432L	43	KNUX 160405R11 NC330	6-KUL-432L	46
DCGT 32.50.5-AK H01	6-DCG-3202	41	DNMG 431-GM PC230	6-DNM-432M	43	KNUX 160405R11 NC330	6-KUR-432L	46
DCGT 32.51-AK H01	6-DCG-3212	41	DNMG 331-HM NC9020	6-DNN-331A	45	KNUX 160410R11 NC330	6-KUR-433L	46
DCGT 32.52-AK H01	6-DCG-3222	41	DNMG 331-HM NC320	6-DNN-331K	45	KNUX 160405R12 NC330	6-KUR-434L	46
DCMT 21.50.5-C25 PC8010	6-DCM-210E	41	DNMG 331-HM NC3020	6-DNN-331KA	45	OFKN 070408SN NCM 325	6-OFN-070L	74
DCMT 21.50.5-C25 NC3020	6-DCM-210KA	41	DNMG 331-HM PC9030	6-DNN-331S	45	OFKR 070408SN-MA H01	6-OFN-0703	74

162 INDEX — BY DESCRIPTION

Description	Code No.	Page Number	Description	Code No.	Page Number	Description	Code No.	Page Number
OFKR 070408SN-MM NCM325	6-OFR-070L	74	SPKN 42EL ST20	6-SPK-42L6	*	TCMT 32.52-HMP CN200	6-TCN-325C	53
OFKR 070408SN-MM PC3530	6-OFR-070R	74	SPKN 42ED-R G10	6-SPK-42R2	*	TCMT 32.52-HMP NC320	6-TCN-325K	53
OFKT 05T3SN-MM NCM325	6-OFT-05TL	75	SPKN 42ED-R ST20	6-SPK-42R6	*	TCMT 32.52-C05 G10	6-TCT-3252	52
OFKT 05T3SN-MM PC3530	6-OFT-05TR	75	SPKN 42ED-R NCM325	6-SPK-42RK	*	TCMT 32.52-C05 ST30	6-TCT-3255	52
OFKT 05T3SN-MM PC9530	6-OFT-05TT	75	SPKN 53ED-R ST20	6-SPK-53R6	*	TCMT 32.52-C05 NC320	6-TCT-325K	52
OFKT 0704FN-MA H01	6-OFT-0703	75	SPKN 53ED-R NCM325	6-SPK-53RK	*	TDGW-21.51E ST30	6-TDW-2155	*
OFKT 0704SN-MM NCM325	6-OFT-070L	75	SPUN 321 ST20	6-SPU-3216	*	TDGW-21.51E NCM325	6-TDW-215K	*
OFKT 05T3SN-MM NCM335	6-OFT-5TN	75	SPUN 322 G10	6-SPU-3222	*	TDGW-321E ST30	6-TDW-3215	*
OFCW 05T3SN NCM 325 TN	6-OFW-05TL	74	SPUN 322 ST20	6-SPU-3226	*	TDGW-321E NCM325	6-TDW-321K	*
RCMX 1003M0 NC3020	6-RCX-103KA	47	SPUN 422 G10	6-SPU-4222	*	TDGW-432E NCM325	6-TDW-432K	*
RCMX 1003M0 NC330	6-RCX-103L	47	SPUN 422 ST30	6-SPU-4225	*	TNMG 332-HS NC9020	6-TNC-332A	56
RCMX 1204M0 NC3020	6-RCX-126KA	47	SPUN 422 ST20	6-SPU-4226	*	TNMG 332-HS PC8010	6-TNC-332E	56
RCMX 1204M0 NC330	6-RCX-126L	47	SPUN 422 NCM325	6-SPU-422K	*	TNMG 332-HS PC9030	6-TNC-332S	56
RCMX 1606M0 NC3020	6-RCX-166KA	47	SPUN 422 NCM335	6-SPU-422L	*	TNMG 333-HS NC9020	6-TNC-333A	56
RCMX 1606M0 NC330	6-RCX-166L	47	SPUN 423 NCM335	6-SPU-423L	*	TNMG 333-HS PC8010	6-TNC-333E	56
RNMG 32E ST20	6-RNM-32E6	47	SPUN 533 ST30	6-SPU-5335	*	TNMG 333-HS PC9030	6-TNC-333S	56
RNMG 32E NC330	6-RNM-32EL	47	SPUN 533 ST20	6-SPU-5336	*	TNMG 432-HS NC9020	6-TNC-432A	56
RNMG 43E-B25	6-RNM-43E2	47	SPUN 633 ST30	6-SPU-6335	*	TNMG 432-HS PC8010	6-TNC-432E	56
RPMM-1204ENN ST30	6-RPM-43A5	76	SPUN 633 ST20	6-SPU-6336	*	TNMG 432-HS PC9030	6-TNC-432S	56
RPMM-1204ENN NCM325	6-RPM-43AL	76	SPUN 633 NCM325	6-SPU-633K	*	TNMG 433-HS NC9020	6-TNC-433A	56
RPHT 0803M0 NCM325	6-RPT-08ML	76	SPUN 634 ST30	6-SPU-6345	*	TNMG 433-HS PC9030	6-TNC-433S	56
RPHT 10T3M0 NCM325	6-RPT-10ML	76	TCGT 21.51-AK H01	6-TCG-2112	52	TNMG 331-HF NC9020	6-TNF-331A	55
SCMT 21.51 ST30	6-SCM-2155	48	TCGT 32.51-AK H01	6-TCG-3212	52	TNMG 331-HF CN200	6-TNF-331C	55
SCMT 21.51 NC330	6-SCM-215L	48	TCGT 32.52-AK H01	6-TCG-3222	52	TNMG 331-HF NC310	6-TNF-331G	55
SCMT 32.51 NC320	6-SCM-321K	48	TCMT 21.50.5-C25 NC3020	6-TCM-210KA	52	TNMG 331-HF NC3015	6-TNF-331J	55
SCMT 32.52 NC330	6-SCM-325L	48	TCMT 21.51-C25 NC9020	6-TCM-211A	52	TNMG 331-HF NC3020	6-TNF-331KA	55
SCMT 432 NC320	6-SCM-432K	48	TCMT 21.51-C25 PC8010	6-TCM-211E	52	TNMG 331-HF NC330	6-TNF-331L	55
SDMT 322 NCM325	6-SDM-322L	77	TCMT 21.51-C25 NC310	6-TCM-211G	52	TNMG 331-HF PC9030	6-TNF-331S	55
SEAN 42AFN G10	6-SEA-42A2	78	TCMT 21.51-C25 NC3015	6-TCM-211J	52	TNMG 332-HF NC9020	6-TNF-332A	55
SEAN 42AFN ST20	6-SEA-42A6	78	TCMT 21.51-C25 NC3020	6-TCM-211KA	52	TNMG 332-HF CN200	6-TNF-332C	55
SECN 42AFN G10	6-SEC-42A2	78	TCMT 21.51-C25 NC330	6-TCM-211L	52	TNMG 332-HF NC3015	6-TNF-332J	55
SECN 42A ST30	6-SEC-42A5	78	TCMT 21.51-C25 PC9030	6-TCM-211S	52	TNMG 332-HF NC3020	6-TNF-332KA	55
SECN 42AFN NCM325	6-SEC-42AL	78	TCMT 21.52-C25 NC9020	6-TCM-212A	52	TNMG 332-HF NC330	6-TNF-332L	55
SECN 42AFN PC3530	6-SEC-42AR	78	TCMT 21.52-C25 PC8010	6-TCM-212E	52	TNMG 332-HF PC9030	6-TNF-332S	55
SECN 53AFN NCM325	6-SEC-53AL	78	TCMT 21.52-C25 NC3020	6-TCM-212KA	52	TNMG 431-HF NC9020	6-TNF-431A	55
SECN-1504AFN PC3530	6-SEC-53AR	78	TCMT 21.52-C25 NC330	6-TCM-212L	52	TNMG 431-HF NC310	6-TNF-431G	55
SEHT 43AFN G10	6-SEH-43T2	78	TCMT 21.52-C25 PC9030	6-TCM-212S	52	TNMG 431-HF NC3015	6-TNF-431J	55
SEHT 43AFN ST30	6-SEH-43T5	78	TCMT 32.51-C25 NC9020	6-TCM-321A	52	TNMG 431-HF NC3020	6-TNF-431KA	55
SEHT 43AFN-X45 NCM325	6-SEH-43TL	78	TCMT 32.51-C25 PC8010	6-TCM-321E	52	TNMG 431-HF NC330	6-TNF-431L	55
SEKN 42AFN G10	6-SEK-42A2	78	TCMT 32.51-C25 NC310	6-TCM-321G	52	TNMG 431-HF PC9030	6-TNF-431S	55
SEKN 42AFN ST20	6-SEK-42A6	78	TCMT 32.51-C25 NC3015	6-TCM-321J	52	TNMG 432-HF NC9020	6-TNF-432A	55
SEKR 42AFSN-MX MCM335	6-SEK-42AN	79	TCMT 32.51-C25 NC3020	6-TCM-321KA	52	TNMG 432-HF NC310	6-TNF-432G	55
SEKR 53AFSN-MX PC3530	6-SEK-53AR	79	TCMT 32.51-C25 NC330	6-TCM-321L	52	TNMG 432-HF NC3015	6-TNF-432J	55
SEKR 42AFSN NCM325	6-SER-42AL	79	TCMT 32.51-C25 PC9030	6-TCM-321S	52	TNMG 432-HF NC3020	6-TNF-432KA	55
SEKR 42AFSN-MX PC3530	6-SER-42AR	79	TCMT 32.52-C25 NC9020	6-TCM-322A	52	TNMG 432-HF NC330	6-TNF-432L	55
SEKR 42AFSN-MX PC9530	6-SER-42AT	79	TCMT 32.52-C25 PC8010	6-TCM-322E	52	TNMG 332-HR NC6010	6-TNG-332I	56
SEKR 53AFSN NCM325	6-SER-53AL	79	TCMT 32.52-C25 NC310	6-TCM-322G	52	TNMG 332-HR NC3020	6-TNG-332KA	56
SNMG 432-B20 NC6010	6-SNB-432I	*	TCMT 32.52-C25 NC3015	6-TCM-322J	52	TNMG 332-HR NC330	6-TNG-332L	56
SNGN 633 ST30	6-SNG-6335	48	TCMT 32.52-C25 NC3020	6-TCM-322KA	52	TNMG 333-HR NC310	6-TNG-333G	56
SNGN 634 ST30	6-SNG-6345	48	TCMT 32.52-C25 NC330	6-TCM-322L	52	TNMG 333-HR NC6010	6-TNG-333I	56
SNMG 432 HM NC3015	6-SNH-432J	50	TCMT 32.52-C25 PC9030	6-TCM-322S	52	TNMG 333-HR NC3020	6-TNG-333KA	56
SNMG 322-B25 ST20	6-SNM-3226	49	TCMT 32.52 NC330	6-TCM-322S	52	TNMG 333-HR NC330	6-TNG-333L	56
SNMG 431-B25 ST20	6-SNM-4316	49	TCMT 21.50.5-HMP CN200	6-TCN-210C	53	TNMG 432-HR NC310	6-TNG-432G	56
SNMG 432-B25 G10	6-SNM-4322	49	TCMT 21.50.5-HMP PC8010	6-TCN-210E	53	TNMG 432-HR NC3020	6-TNG-432KA	56
SNMG 432-B25 ST20	6-SNM-4326	49	TCMT 21.50.5-HMP NC3020	6-TCN-210KA	53	TNMG 432-HR NC330	6-TNG-432L	56
SNMG 432-B25 NC330	6-SNM-432L	49	TCMT 21.51-HMP PC9030	6-TCN-210S	53	TNMG 433-HR NC310	6-TNG-433G	56
SNMG433 NC330	6-SNM-433L	49	TCMT 21.51-HMP ST30	6-TCN-2115	53	TNMG 433-HR NC3020	6-TNG-433KA	56
SNMG 643-B25 G10	6-SNM-6432	49	TCMT 21.51-HMP NC9020	6-TCN-211A	53	TNMG 433-HR NC330	6-TNG-433L	56
SNMG 643-B25 ST20	6-SNM-6436	49	TCMT 21.51-HMP CN200	6-TCN-211C	53	TNMG 644 HR NC6010	6-TNG-644I	56
SNMG643-B25 NC330	6-SNM-643L	49	TCMT 21.51-HMP PC8010	6-TCN-211E	53	TNMG 644 HR NC3020	6-TNG-644KA	56
SNMG432-B25 NC330	6-SNN-432L	49	TCMT 21.51-HMP NC310	6-TCN-211G	53	TNMG 644 HR NC330	6-TNG-644L	56
SNMG 643-GM NC330	6-SNN-643L	49	TCMT 21.51-HMP NC320	6-TCN-211K	53	TNMG 666 HR NC6010	6-TNG-666I	56
SNMG 432-GR NC320	6-SNR-432K	50	TCMT 21.51-HMP NC3020	6-TCN-211KA	53	TNMG 666 HR NC3020	6-TNG-666KA	56
SNMG 543-GR NC320	6-SNR-543K	50	TCMT 21.51-HMP NC330	6-TCN-211L	53	TNMG 666 HR NC330	6-TNG-666L	56
SNMG 543-GR NC330	6-SNR-543L	50	TCMT 21.51-HMP PC9030	6-TCN-211S	53	TNMG 321 HM NC3020	6-TNH-321KA	56
SNMG 643-GR NC320	6-SNR-643K	50	TCMT 21.52-HMP NC9020	6-TCN-212A	53	TNMG 331-HM PC8010	6-TNH-331E	56
SNMG 644-GR NC320	6-SNR-644K	50	TCMT 21.52-HMP NC3020	6-TCN-212KA	53	TNMG 331-HM NC310	6-TNH-331G	56
SNUN 433 G10	6-SNU-4332	*	TCMT 32.51-HMP NC9020	6-TCN-321A	53	TNMG 331-HM NC3020	6-TNH-331KA	56
SNUN 433 ST30	6-SNU-4335	*	TCMT 32.51-HMP CN200	6-TCN-321C	53	TNMG 331-HM NC330	6-TNH-331L	56
SNUN 433 ST20	6-SNU-4336	*	TCMT 32.51-HMP PC8010	6-TCN-321E	53	TNMG 332-HM NC9020	6-TNH-332A	56
SPGN 321 G10	6-SPG-3212	51	TCMT 32.51-HMP NC310	6-TCN-321G	53	TNMG 332-HM PC8010	6-TNH-332E	56
SPGN 322 ST20	6-SPG-3226	51	TCMT 32.51-HMP NC320	6-TCN-321K	53	TNMG 332-HM NC310	6-TNH-332G	56
SPGN 421 NC320	6-SPG-421K	51	TCMT 32.51-HMP NC3020	6-TCN-321KA	53	TNMG 332-HM NC3015	6-TNH-332J	56
SPGN 421 NC330	6-SPG-421L	51	TCMT 32.51-HMP NC330	6-TCN-321L	53	TNMG 332-HM NC3020	6-TNH-332KA	56
SPGN 422 G10	6-SPG-4222	51	TCMT 32.51-HMP PC9030	6-TCN-321S	53	TNMG 332-HM NC330	6-TNH-332L	56
SPGN 422 ST30	6-SPG-4225	51	TCMT 32.52-HMP NC9020	6-TCN-322A	53	TNMG 333-HM PC9030	6-TNH-332S	56
SPGN 422 ST20	6-SPG-4226	51	TCMT 32.52-HMP PC8010	6-TCN-322E	53	TNMG 333-HM PC8010	6-TNH-333E	56
SPGN 422 NC330	6-SPG-422L	51	TCMT 32.52-HMP NC310	6-TCN-322G	53	TNMG 333-HM NC3020	6-TNH-333KA	56
SPGN 423 NC330	6-SPG-423L	51	TCMT 32.52-HMP NC3015	6-TCN-322J	53	TNMG 333-HM NC330	6-TNH-333L	56
SPGN 424 NC320	6-SPG-424K	51	TCMT 32.52-HMP NC3020	6-TCN-322KA	53	TNMG 431-HM NC9020	6-TNH-431A	56
SPGN 633 ST30	6-SPG-6335	51	TCMT 32.52-HMP NC330	6-TCN-322L	53	TNMG 431-HM PC8010	6-TNH-431E	56
SPGN 633 ST20	6-SPG-6336	51	TCMT 32.52-HMP PC9030	6-TCN-322S	53	TNMG 431-HM NC310	6-TNH-431G	56
SPGN 634 ST30	6-SPG-6345	51	TCMT 32.52-HMP ST30	6-TCN-3255	53	TNMG 431-HM NC3015	6-TNH-431J	56

* Stock Item—Not in catalog

INDEX — BY DESCRIPTION 163

Description	Code No.	Page Number	Description	Code No.	Page Number	Description	Code No.	Page Number
TNMG 431-HM NC3020	6-TNH-431KA	56	TPGN 324 NC320	6-TPG-324K	57	VNMG 331-GM PC230	6-VNG-331M	60
TNMG 431-HM NC330	6-TNH-431L	56	TPGN 324 NC330	6-TPG-324L	57	VNMG 332-GM NC320	6-VNG-332K	60
TNMG 432-HM NC9020	6-TNH-432A	56	TPGN 431 ST20	6-TPG-4316	57	VNMG 332-GM NC330	6-VNG-332L	60
TNMG 432-HM PC8010	6-TNH-432E	56	TPGN 431 NC330	6-TPG-431L	57	VNMG 331-HM NC9020	6-VNM-331A	61
TNMG 432-HM NC3015	6-TNH-432J	56	TPGN 432 ST30	6-TPG-4325	57	VNMG 331-HM PC8010	6-VNM-331E	61
TNMG 432-HM NC3020	6-TNH-432KA	56	TPGN 432 ST20	6-TPG-4326	57	VNMG 331-HM NC320	6-VNM-331K	61
TNMG 432-HM NC330	6-TNH-432L	56	TPGN 432 NC330	6-TPG-432L	57	VNMG 331-HM NC3020	6-VNM-331KA	61
TNMG 432-HM PC9030	6-TNH-432S	56	TPGN 433 G10	6-TPG-4332	57	VNMG 331-HM NC330	6-VNM-331L	61
TNMG 433-HM NC9020	6-TNH-433A	56	TPCN 32PPR ST20	6-TPK-32R6	80	VNMG 331-HM PC9030	6-VNM-331S	61
TNMG 433-HM PC8010	6-TNH-433E	56	TPCN 32PPR NCM325	6-TPK-32RK	80	VNMG 332-HM NC9020	6-VNM-332A	61
TNMG 433-HM NC3020	6-TNH-433KA	56	TPCN 43PDR ST30A	6-TPK-43D5	80	VNMG 332-HM PC8010	6-VNM-332E	61
TNMG 433-HM NC330	6-TNH-433L	56	TPCN 43PPR G10	6-TPK-43R2	80	VNMG 332-HM NC3015	6-VNM-332J	61
TNMG 321 HA NC9020	6-TNJ-321A	55	TPCN 43PPR ST30	6-TPK-43R5	80	VNMG 332-HM NC320	6-VNM-332K	61
TNMG 331-HA NC9020	6-TNJ-331A	55	TPCN 43PPR ST20	6-TPK-43R6	80	VNMG 332-HM NC3020	6-VNM-332KA	61
TNMG 331-HA NC320	6-TNJ-331K	55	TPCN 43PPR NCM325	6-TPK-43RK	80	VNMG 332-HM NC330	6-VNM-332L	61
TNMG 332-HA NC9020	6-TNJ-332A	55	TPMR 221 G10	6-TPM-2212	80	VNMG 332-HM PC9030	6-VNM-332S	61
TNMG 332-HA NC320	6-TNJ-332K	55	TPMR 221 ST20	6-TPM-2216	80	VNMG 333-HM NC9020	6-VNM-333A	61
TNMG 332-HA PC9030	6-TNJ-332S	55	TPMR 221 NC330	6-TPM-221L	80	VNMG 333-HM PC8010	6-VNM-333E	61
TNMG 321-B25 G10	6-TNM-3212	53	TPMR 222 G10	6-TPM-2222	80	VNMG 333-HM NC320	6-VNM-333K	61
TNMG 321-B25 ST30	6-TNM-3215	53	TPMR 222 ST20	6-TPM-2226	80	VNMG 333-HM NC3020	6-VNM-333KA	61
TNMG 322-B25 G10	6-TNM-3222	53	TPMR 321 G10	6-TPM-3212	80	VNMG 333-HM NC330	6-VNM-333L	61
TNMG 322-B25 ST30	6-TNM-3225	53	TPMR 321 ST20	6-TPM-3216	80	VNMG 333-HM PC9030	6-VNM-333S	61
TNMG 322-B25 ST20	6-TNM-3226	53	TPMR 321 NC330	6-TPM-321L	80	VNMG 431-HM NC320	6-VNM-431K	61
TNMG 322-B25 NC330	6-TNM-322L	53	TPMR 322 G10	6-TPM-3222	80	VNMG 432-HM NC320	6-VNM-432K	61
TNMG 323-B25 ST30	6-TNM-3235	53	TPMR 322 ST20	6-TPM-3226	80	VNMG 330.5-HF NC9020	6-VNN-330J	60
TNMG 323-B25 ST30	6-TNM-323L	53	TPMR 322 ST10	6-TPM-3227	80	VNMG 330.5-HF NC320	6-VNN-330K	60
TNMG 331-B25 ST30	6-TNM-331L	53	TPMR 322 NC330	6-TPM-322L	80	VNMG 330.5-HF NC3020	6-VNN-330KA	60
TNMG 332-B25 ST30	6-TNM-3325	53	TPMR 323 G10	6-TPM-3232	80	VNMG 331-HF NC9020	6-VNN-331A	60
TNMG 332-B25 NC330	6-TNM-332L	53	TPUN 212 G10	6-TPU-2122	57	VNMG 331-HF CN200	6-VNN-331C	60
TNMG 331-B25 ST30	6-TNM-331L	53	TPUN 212 ST30	6-TPU-2125	57	VNMG 331-HF NC310	6-VNN-331G	60
TNMG 332-B25 NC330	6-TNM-4326	53	TPUN 221 ST30	6-TPU-2215	57	VNMG 331-HF NC3015	6-VNN-331J	60
TNMG 433-B25 ST30	6-TNM-4335	53	TPUN 221 ST20	6-TPU-2216	57	VNMG 331-HF NC320	6-VNN-331K	60
TNMG 433-B25 NC330	6-TNM-433L	53	TPUN 222 ST20	6-TPU-2226	57	VNMG 331-HF NC3020	6-VNN-331KA	60
TNMG 434-B25 NC330	6-TNM-434L	53	TPUN 222 NC320	6-TPU-222K	57	VNMG 331-HF NC330	6-VNN-331L	60
TNMG 542-B25 NC330	6-TNM-542L	53	TPUN 321 G10	6-TPU-3212	57	VNMG 331-HF PC9030	6-VNN-331S	60
TNMG 543-B25 NC330	6-TNM-543L	53	TPUN 321 ST30	6-TPU-3215	57	VNMG 332-HF NC9020	6-VNN-332A	60
TNMG 544-B25 NC330	6-TNM-544L	53	TPUN 321 ST20	6-TPU-3216	57	VNMG 332-HF CN200	6-VNN-332C	60
TNMG 321-GM NC330	6-TNN-321L	54	TPUN 321 NC320	6-TPU-321K	57	VNMG 332-HF NC310	6-VNN-332G	60
TNMG 331-GM NC320	6-TNN-331K	54	TPUN 321 NC330	6-TPU-321L	57	VNMG 332-HF NC3015	6-VNN-332J	60
TNMG 331-GM NC330	6-TNN-331L	54	TPUN 322 G10	6-TPU-3222	57	VNMG 332-HF NC320	6-VNN-332K	60
TNMG 332-GM NC320	6-TNN-332K	54	TPUN 322 ST30	6-TPU-3225	57	VNMG 332-HF NC3020	6-VNN-332KA	60
TNMG 332-GM NC 330	6-TNN-332L	54	TPUN 322 ST20	6-TPU-3226	57	VNMG 332-HF NC330	6-VNN-332L	60
TNMG 333-GM NC330	6-TNN-333L	54	TPUN 322 NC320	6-TPU-322K	57	VNMG 332-HF PC9030	6-VNN-332S	60
TNMG 431-GM ST 30	6-TNN-4315	54	TPUN 322 NC330	6-TPU-322L	57	VNMG 331-B20 NC320	6-VNO-331K	59
TNMG 431-GM NC320	6-TNN-431K	54	TPUN 323 ST30	6-TPU-3235	57	VNMG 331-B20 NC330	6-VNO-331L	59
TNMG 431-GM NC330	6-TNN-431L	54	TPUN 432 G10	6-TPU-4322	57	VNMP 331 NC9020	6-VNP-331A	62
TNMG 432-GM ST30	6-TNN-4325	54	TPUN 432 ST30	6-TPU-4325	57	VNMP 331 NC3020	6-VNP-331KA	62
TNMG 432-GM NC320	6-TNN-432K	54	TPUN 432 ST20	6-TPU-4326	57	VNMP 331 NC330	6-VNP-331L	62
TNMG 432-GM NC330	6-TNN-432L	54	TPUN432 NC320	6-TPU-432K	57	VNMP 332 NC9020	6-VNP-332A	62
TNMG-433-GM ST20	6-TNN-4336	54	TPUN432 NC330	6-TPU-432L	57	VNMP 332 NC3020	6-VNP-332KA	62
TNMG 433-GM NC330	6-TNN-433L	54	TPUN 433 ST30	6-TPU-4335	57	VNMP 332 NC330	6-VNP-332L	62
TNMG 322-GR NC320	6-TNR-322K	54	TPUN 433 ST20	6-TPU-4336	57	VNMG 332-HS PC8010	6-VNS-332E	61
TNMG 332-GR NC320	6-TNR-332K	54	TPUN433 NC330	6-TPU-433L	57	VNMG 332-HS PC9030	6-VNS-332S	61
TNMG 332-GR NC330	6-TNR-332L	54	TPUN 434 G10	6-TPU-4342	57	WCMT 1.81.52-C20 NCM325	6-WCM-181L	81
TNMG 432-GR NC320	6-TNR-432K	54	TPUN 434 ST30	6-TPU-4345	57	WCMT 21.52-C20 NCM325	6-WCM-215L	81
TNMG 432-GR NC330	6-TNR-432L	54	VBMT 331-HMP NC310	6-VBM-331G	58	WCMT 2.522-C20 NCM325	6-WCM-252L	81
TNMG 433-GR NC320	6-TNR-433K	54	VBMT 331-HMP NC320	6-VBM-331K	58	WCMT 32.52-C20 NCM325	6-WCM-325L	81
TNMG 433-GR NC330	6-TNR-433L	54	VBMT 332-HMP NC310	6-VBM-332G	58	WCMT 432-C20 NCM325	6-WCM-432L	81
TNMG 543-GR NC320	6-TNR-543K	54	VBMT 332-HMP NC320	6-VBM-332K	58	WNMA 432 NC305K	6-WNA-432F	63
TNMG 544 GR NC6010	6-TNR-544I	54	VCGT 221-HFP H01	6-VCG-2212	58	WNMA 432 NC315K	6-WNA-432H	63
TNMG 544 GR NC3020	6-TNR-544KA	54	VCGT 221-HFP NC9020	6-VCG-221A	58	WNMA 432 NC305K	6-WNA-433F	63
TNMG 544 GR NC330	6-TNR-544L	54	VCGT 221-HFP NC3015	6-VCG-221J	58	WNMA 432 NC315K	6-WNA-433H	63
TPGN 211 ST30	6-TPG-2115	57	VCGT 221-HFP NC3020	6-VCG-221KA	58	VNMG 432-HS NC9020	6-WNC-432A	65
TPGN 221 G10	6-TPG-2212	57	VCGT 221-HFP PC9030	6-VCG-221S	58	VNMG 432-HS PC8010	6-WNC-432E	65
TPGN 221 ST30	6-TPG-2215	57	VCGT 331-HFP H01	6-VCG-3312	58	VNMG 432-HS PC9030	6-WNC-432S	65
TPGN 221 ST20	6-TPG-2216	57	VCGT 331-HFP NC9020	6-VCG-331A	58	VNMG 331-HF NC9020	6-WNF-331A	64
TPGN 221 NC320	6-TPG-221K	57	VCGT 331-HFP PC8010	6-VCG-331E	58	VNMG 331 HF NC310	6-WNF-331G	64
TPGN 222 G10	6-TPG-2222	57	VCGT 331-HFP NC3015	6-VCG-331I	58	VNMG 331-HF NC3015	6-WNF-331J	64
TPGN 222 NC320	6-TPG-222K	57	VCGT 331-HFP NC3020	6-VCG-331KA	58	VNMG 331-HF NC320	6-WNF-331K	64
TPGN 321 G10	6-TPG-3212	57	VCGT 331-HFP PC9030	6-VCG-331S	58	VNMG 331-HF NC3020	6-WNF-331KA	64
TPGN 321 ST30	6-TPG-3215	57	VCMT 331-HMP NC9020	6-VCN-331A	59	VNMG 332-HF NC9020	6-WNF-332A	64
TPGN 321 ST20	6-TPG-3216	57	VCMT 331-HMP NC3020	6-VCN-331KA	59	VNMG 332-HF NC3015	6-WNF-332J	64
TPGN 321 NC320	6-TPG-321K	57	VCMT 332-HMP NC9020	6-VCN-332A	59	VNMG 332-HF NC320	6-WNF-332K	64
TPGN 321 NC330	6-TPG-321L	57	VCMT 332-HMP NC3020	6-VCN-332KA	59	VNMG 332-HF NC3020	6-WNF-332KA	64
TPGN 322 G10	6-TPG-3222	57	VCMT 331-HMP PC8010	6-VMC-331E	59	VNMG 332-HF NC330	6-WNF-332L	64
TPGN 322 ST30	6-TPG-3225	57	VCMT 331-HMP PC9030	6-VMC-331S	59	VNMG 333-HF NC320	6-WNF-333K	64
TPGN 322 ST20	6-TPG-3226	57	VCMT 332-HMP PC8011	6-VMC-332E	59	VNMG 431-HF NC9020	6-WNF-431A	64
TPGN 322 NC320	6-TPG-322K	57	VCMT 332-HMP PC9030	6-VMC-332S	59	VNMG 431-HF CN200	6-WNF-431C	64
TPGN 322 NC330	6-TPG-322L	57	VNMG 332-HS NC9020	6-VNC-332A	61	VNMG 431-HF NC310	6-WNF-431G	64
TPGN 323 ST30	6-TPG-3235	57	VNMG 331-GF NC310	6-VNF-331G	60	VNMG 431-HF NC3015	6-WNF-431J	64
TPGN 323 NC330	6-TPG-323L	57	VNMG 331-GF NC330	6-VNF-331L	60	VNMG 431-HF NC3020	6-WNF-431KA	64
TPGN 324 ST30	6-TPG-3245	57	VNMG 332-GF NC320	6-VNF-332K	60	VNMG 431-HF NC330	6-WNF-431L	64
TPGN 324 ST20	6-TPG-3246	57	VNMG 331-GM NC320	6-VNF-331K	60	VNMG 432-HF NC9020	6-WNF-432A	64

164 INDEX — BY DESCRIPTION

Description	Code No.	Page Number	Description	Code No.	Page Number	Description	Code No.	Page Number
WNMG 432-HF CN200	6-WNF-432C	64	WNMG 333-HM NC3020	6-WNH-333KA	65	WNMG 431-HA PC9030	6-WNJ-431S	64
WNMG 432-HF NC310	6-WNF-432G	64	WNMG 431-HM NC9020	6-WNH-431A	65	WNMG 432-HA NC9020	6-WNJ-432A	64
WNMG 432-HF NC3015	6-WNF-432J	64	WNMG 431-HM NC310	6-WNH-431G	65	WNMG 432-HA PC8010	6-WNJ-432E	64
WNMG 432-HF NC320	6-WNF-432K	64	WNMG 431-HM NC3015	6-WNH-431J	65	WNMG 432-HA NC320	6-WNJ-432K	64
WNMG 432-HF NC3020	6-WNF-432KA	64	WNMG 431-HM NC3020	6-WNH-431KA	65	WNMG 432-HA PC9030	6-WNJ-432S	64
WNMG 432-HF NC330	6-WNF-432L	64	WNMG 431-HM PC9030	6-WNH-431S	65	WNMG 331-GM NC310	6-WNM-331G	63
WNMG 432-HF PC9030	6-WNF-432S	64	WNMG 432-HM NC9020	6-WNH-432A	65	WNMG 331-GM NC320	6-WNM-331K	63
WNMG 432-HR NC9020	6-WNG-432A	65	WNMG 432-HM PC8010	6-WNH-432E	65	WNMG 332-GM NC310	6-WNM-332G	63
WNMG 432-HR NC3015	6-WNG-432J	65	WNMG 432-HM NC310	6-WNH-432G	65	WNMG 332-GM NC330	6-WNM-332L	63
WNMG 331-HM NC9020	6-WNH-331A	65	WNMG 432-HM NC3015	6-WNH-432J	65	WNMG 431-GM NC320	6-WNM-431K	63
WNMG 331-HM PC8010	6-WNH-331E	65	WNMG 432-HM NC320	6-WNH-432K	65	WNMG 431-GM NC330	6-WNM-431L	63
WNMG 331-HM NC310	6-WNH-331G	65	WNMG 432-HM NC3020	6-WNH-432KA	65	WNMG 432-GM NC310	6-WNM-432G	63
WNMG 331-HM NC3015	6-WNH-331J	65	WNMG 432-HM NC330	6-WNH-432L	65	WNMG 432-GM NC320	6-WNM-432K	63
WNMG 331-HM NC320	6-WNH-331K	65	WNMG 432-HM PC9030	6-WNH-432S	65	WNMG 432-GM NC330	6-WNM-432L	63
WNMG 331-HM NC3020	6-WNH-331KA	65	WNMG 433-HM PC8010	6-WNH-433E	65	WNMG 433-GM NC310	6-WNM-433G	63
WNMG 332-HM NC9020	6-WNH-332A	65	WNMG 433-HM NC310	6-WNH-433G	65	WNMG 432-HW NC3020	6-WNR-432K	66
WNMG 332-HM PC8010	6-WNH-332E	65	WNMG 433-HM NC3020	6-WNH-433KA	65	WNMG 432-GR NC310	6-WNR-432G	63
WNMG 332-HM NC310	6-WNH-332G	65	WNMG 433-HM NC330	6-WNH-433L	65	WNMG 432-GR NC315K	6-WNR-432H	63
WNMG 332-HM NC3015	6-WNH-332J	65	WNMG 331-HA NC9020	6-WNJ-331A	64	WNMG 432-GR NC320	6-WNR-432K	63
WNMG 332 HM NC320	6-WNH-332K	65	WNMG 331-HA PC8010	6-WNJ-331E	64	WNMG 432-GR NC330	6-WNR-432L	63
WNMG 332-HM NC3020	6-WNH-332KA	65	WNMG 331-HA PC9030	6-WNJ-331S	64	WNMG 433-GR NC310	6-WNR-433G	63
WNMG 332-HM NC330	6-WNH-332L	65	WNMG 332-HA NC9020	6-WNJ-332A	64	WNMG 433-GR NC330	6-WNR-433L	63
WNMG 332-HM PC9030	6-WNH-332S	65	WNMG 332-HA PC8010	6-WNJ-332E	64	WNMG 331-GS NC325S	6-WNS-331N	64
WNMG 333-HM NC9020	6-WNH-333A	65	WNMG 332-HA PC9030	6-WNJ-332S	64	WNMG 332-GS NC325S	6-WNS-332N	64
WNMG 333-HM PC8010	6-WNH-333E	65	WNMG 431-HA NC9020	6-WNJ-431A	64	WNMG 432-GS NC325S	6-WNS-432N	64
WNMG 333-HM NC3015	6-WNH-333J	65	WNMG 431-HA PC8010	6-WNJ-431E	64			
WNMG 333-HM NC320	6-WNH-333K	65	WNMG 431-HA NC320	6-WNJ-431K	64			



©2005 Toolmex Corporation
1075 Worcester Street, Natick, MA 01760
T/508 653 8897 Toll free 800 992 4766
F/508 653 5110
www.toolmex.com
Catalog 4-999-008