



**TECHNICAL
DOCUMENTATION**

for

U N I C O D E

**Automatic Programming System for
Univac Scientific 1103A and 1105**

Volume I

April , 1961

PX 1790

Remington Rand Univac®

DIVISION OF SPERRY RAND CORPORATION

UNIVAC PARK, ST. PAUL 16, MINNESOTA

VOLUME I

	Page
Table of Contents	I-v
I. INTRODUCTION.	3
II. GENERAL	
1. UNICODE Service Routines.	7
2. Library Routines.	49
3. UNICODE System Tape Package	123
4. UNICODE Sample Coding	153
5. UNICODE Card Input.	163
6. Statistical Miscellany.	185
III. TRANSLATION AND CORRECTION	
1. UNICODE Sentinel Blocks	203
2. Tape Merge.	217
3. Translation Phase	
a. Translation Subroutines	291
b. Translators	434

VOLUME II

Table of ContentsII-v
III. TRANSLATION AND CORRECTION	
3. Translation Phase	
b. Translators (cont.)	569
IV. GENERATION PHASE	
1. Generation Set-up and Drum Loader . . .	949
2. Generation Subroutines.	959
3. Generators.1013

VOLUME III

Table of Contents	III-v
IV. GENERATION PHASE	
3. Generators (cont.).1193
V. ALLOCATION PHASE	
1. Segmentor	1461
2. Allocator	1551
3. Initialization Generator.	1607
VI. PROCESSING PHASE.	1671
VII. PROGRAM LISTING PHASE	1747

VOLUME I

TABLE OF CONTENTS

	Page
I. INTRODUCTION	3
II. GENERAL	
1. UNICODE SERVICE ROUTINES	
A. Flex to Excess-Three Routine	
(1) Flex to Excess-Three Flow Charts.	7
(2) 1105 Version.	10
(3) Changes for 1103A Version	17
B. Compilation Service Routines	18
C. Object Program Service Routines	
(1) Flex Code Print	33
(2) Object Program Loaders.	35
2. LIBRARY ROUTINES	
A. UNICODE Librarian Symbolic Listing	49
B. Permanent Library Routines	
Write-Up.	65
Permanent Library Catalog	66
Op File I for Permanent Library Routines.	67
Region Definitions for Permanent Library Routines .	68
Flex Print Routine (50002)	70
General Power Routine (50012)	72
Variable Exponent Routine (50022)	75
Natural Logarithm Routine (50031)	79
Exponential Routine (50041)	82
Square Root Routine (50051)	85
Floating-Point Conversion & Print (50062)	88
"Inner" List Routine (50077)	
Write-Up	92
Flow Charts.	94
Coding	98
"Inner" Read Routine	
Notes.	102
Flow Charts.	106
Coding	113

3. UNICODE SYSTEM TAPE PACKAGE

Introduction	123
Flow Charts for Five Routines	128
Regions for System Tape Package	131
System Tape Package (Parameters)	132
Produce Master Tape	133
Print Digit	133
Update System Tape or Reproduce System Tape	135
Dump System Tape on Servo 3	136
Compare System Tapes	137
Regions for Read-Write	139
Write Magnetic Tape	140
Read Tape N	145
Read Tape	147
Read One Block of Tape	148
Print	149

4. UNICODE SAMPLE CODING

a. Matrix Inversion by UNICODE	153
b. Floating-Point to Fixed-Point Sub-Program	155
c. Linear Programming Application	156

5. UNICODE CARD INPUT

Notes	163
Flow Charts	169
Coding	172

6. STATISTICAL MISCELLANY

a. Call Words of UNICODE	
(1) Regular Call Words	185
(2) Supplementary Call Words and Associated Prelude Entries	186
(3) Use of Call Words to Reference Sub-program Input List.	189
(4) Use of Call Words to Reference Argument List for Functions	192
b. Fixed Locations During Compilation	194
c. Uniservo Usage	195
(1) Five Uniservo Layout	196
(2) Seven Uniservo Layout	197

d. Corrections to UNICODE Manual (U-1451, Rev. 3) 198
 e. Use of Second and Third Memory Cores in Object Program 199

III. TRANSLATION AND CORRECTION

1. UNICODE SENTINEL BLOCKS

Write-Up 203
 Flow Chart 204
 UNICODE System Tape Sentinel Blocks 205
 Check LIB Tape (1103A and 1105). 208
 Check Generation Tape Sentinel (1103A and 1105) 209
 Check "UNICODE Program," Position #5 210
 Read n Blocks to Storage 213

2. TAPE MERGE

Write-Up 217
 Flow Chart 220
 Coding 252

3. TRANSLATION PHASE

a. Translation Subroutines

(1) Abbreviations Used 291
 (2) General Description 292
 (3) Core During Translation 293
 (4) Drum During Translation 294
 (5) Error Texts of Translation Subroutines 295

(6) List Formats

(a) Combination List (CB)

1) Subscripted Variable 296
 2) Pseudo Operation 297
 3) Function 297
 4) Floating-Point or Fixed-Point Variable 298
 5) Library Routine 298

(b)	Pseudo Operation Dummy List	
1)	Subscripted Variable	298
2)	Function	299
3)	Floating-Point or Fixed-Point Variable	299
(c)	Translation List (WL).	299
(d)	Referenced Sentence Numbers (IZ)	300
(e)	VARY (Variable) List (UL)	300
(f)	VARY File (UF)	300
(g)	Rewind List of Referenced Tape Numbers (WR).	301
(h)	List of Second Sentence of Pseudo Operations (JN)	301
(i)	Constant Pool for Object Program (CL)	301
(j)	Key Words of UNICODE	302
(7)	Descriptions of Translation Subroutines	
(a)	Translation Control	302
(b)	Get Next Sentence (GS)	303
(c)	Get Next Character (GN)	303
(d)	Get Next Symbol (SY)	304
(e)	Get Rest of Lower Symbol (RL)	305
(f)	Get Rest of Superscript Symbol (RU)	305
(g)	Build Symbol (BS).	306
(h)	Fill Symbol (FS)	306
(i)	Delete Spaces (DS)	306
(j)	Send File Back to Combination List (TD)	306
(k)	Add File to CB List (TC)	306
(l)	Get File from CB List (TA)	306
(m)	Get Call Word from Pseudo Operation Dummy List (TS)	306
(n)	Send Call Word to Translation List (EW)	307
(o)	Increase 66XXX, 65XXX, 64XXX Call Word Counter (TK)	307
(p)	Increase Sentence Call Word Counter for 26XXX, 27XXX, or 22XXX Type Call Words (XJ)	307
(q)	Print Error Heading (WA)	307
(r)	Error Routine (UZ)	307
(s)	Check Floating-Point Constant (RB)	308
(t)	Check Fixed-Point Constant (RD).	308
(u)	Print Text (UP)	308
(v)	Put Call Word in List of Referenced Sentence Numbers	309
(w)	Translation Set-Up Subroutines (OT and UB)	309
(x)	Write Translation List on Tape (WT or SS).	310
(y)	Put Referenced Sentence Number in List IZ (IX)	310
(z)	Excess-Three Decimal to Octal Routine (RS)	310

(aa)	Excess-Three Decimal to Floating Point (GG).	311
(ab)	Assign Constant Call Word (GW)	312
(ac)	Tape Handlers (TH or GT)	313
(ad)	Line Number Processor (LN)	314
(8)	Region Assignments of Translation Subroutines . .	318
(9)	Flow Charts of Translation Subroutines	
(a)	Set-Up Translation Phase	321
(b)	Translation Control (CT)	322
(c)	Get Next Sentence (GS)	324
(d)	Get Next Character (GN)	325
(e)	Get Next Symbol (SY)	326
(f)	Get Rest of Lower Symbol (RL).	327
(g)	Get Rest of Superscript Symbol (RU).	327
(h)	Build Symbol (BS).	328
(i)	Fill Symbol (FS)	328
(j)	Delete Spaces (DS)	328
(k)	Send File Back to Combination List	329
(l)	Add File to CB List (TE)	329
(m)	Get File from CB List (TA)	330
(n)	Get Call Word from Pseudo Op. Dummy List . .	330
(o)	Send Call Word to Translation List	331
(p)	Increase 66XXX, 65XXX, 64XXX Call Word Counter (TK)	332
(q)	Increase 26XXX, 27XXX, 22XXX Sentence CW Counter (XJ)	333
(r)	Print Error Heading (WA)	334
(s)	Error Routine (UZ)	335
(t)	Check Floating-Point Constant (RB)	336
(u)	Check Fixed-Point Constant (RD).	336
(v)	Check Variable Type Symbol (RH)	337
(w)	Print Text (UP)	338
(x)	Put Call Word in Sentence Number Ref. List (RS)	339
(y)	Rewind All Tapes (RW)	339
(z)	Tape Handlers (TH) 1105 and 1103A	340
(aa)	Routine to Set TN Indicator for 5 or 7 (MJ1) Uniservos (OT)	341
(ab)	Setup Translation Output Tape and Routine WT or SS (UB)	342
(ac)	Put Referenced Sentence Number into List IZ (IX)	344
(ad)	Excess-Three Decimal to Octal	345
(ae)	Excess-Three Decimal to Floating Point (GG).	346

(af)	Assign Constant Call Word (GW)	347
(ag)	Close VARY File (VE)	348
(ah)	Line Number Processor	349
(10) Coding of Translation Subroutines		
(a)	Setup Translation Phase	350
(b)	Translation Control	355
(c)	Switch to Translator List	358
(d)	Get Next Sentence	360
(e)	Get Next Character	362
(f)	Get Next Symbol	364
(g)	Build Symbol	367
(h)	Fill Symbol	368
(i)	Delete Spaces	368
(j)	Constants	369
(k)	Send File Back to CB List	371
(l)	Add File to CB List	371
(m)	Get File from CB List	372
(n)	Get CW from Dummy Pseudo Operation List	374
(o)	Call Word to Translation List	376
(p)	Increase 66, 65, 64 Call Word Counter.	376
(q)	Increase Sentence CW Counter (Output-A or VB4) 26, 27, 22	377
(r)	Print Error Heading	378
(s)	Error Routine	379
(t)	Check Floating Point Constant	380
(u)	Check Fixed Point Constant	381
(v)	Check Variable Type Symbol	382
(w)	Constants	382
(x)	Print Text	383
(y)	Sentence CW to Reference List IZ	385
(z)	Rewind All Tapes	385
(aa)	1105 Tape Handler Regions	386
(ab)	1105 Tape Handler	387
(ac)	Regions for 1103A Tape Handler	396
(ad)	1103A Tape Handler	397
(ae)	Error Prints of Translation Subroutines	406
(af)	Set TN for 5 or 7 Uniservos	414
(ag)	Setup Translation Output Tape	414
(ah)	Write Translation List on Tape	415
(ai)	Put Referenced Sentence Number in List IZ	416
(aj)	Excess-Three Decimal to Octal	417
(ak)	Excess-Three Decimal to Floating Point	418
(al)	Assign Constant Call Word.	422

(am) Close VARY File Item and Variable List File Item	423
(an) Flex Codes for Print Text	426
(ao) Line Number Processor.	428
b. Translators	434
DIMENSION String-Out No. 1	
Write-Up	435
Flow Charts	437
Coding	443
DIMENSION No. 2 Translator	
Write-Up	450
Flow Charts	451
Coding	454
COMPUTE String-Out	
Write-Up	458
Flow Charts	460
Coding	467
READ String-Out	
Flow Chart	502
Coding	503
TYPE String-Out	
Write-Up	507
Flow Charts	509
Coding	514
LIST String-Out	
Notes	538
Flow Charts	542

I. INTRODUCTION

I. INTRODUCTION

This collection of notes, flow charts and annotated coding has been gathered together to form a documentation of UNICODE, the automatic programming system for Univac Scientific computers 1103A and 1105. The material supplements that contained in the UNICODE Manual (U-1451, Rev. 3). It is not needed to operate the UNICODE System but it would be useful to anyone desiring to modify the System.

Following the flow charts and annotated coding of UNICODE Service Routines which are given in the General section, the coding of the Librarian is given in Use Compiler form. The use of the Librarian to build up an Installation Library is explained in Chapter 11 of the UNICODE Manual. More complete coverage is given here to the Permanent Library Routines described in the same chapter.

The notes on the System Tape Package explain the use of this biotape in updating or changing the UNICODE Master Tape. Flow charts and annotated coding of Routines 1-5 are also presented.

UNICODE coding samples given in Section II are a matrix inversion program, a system of converting floating-point numbers to fixed-point, and a linear programming application.

Use of UNICODE with card input is also discussed in the General section. Flow charts and coding are given for a routine which will convert a card-to-tape converted tape to a UNICODE input tape. The latter routine may readily be added to the UNICODE System.

A page of corrections to the UNICODE Manual is included in a miscellaneous statistical section. How the compiler can be altered to produce two- and three-core Object Programs is also explained at the end of the General section.

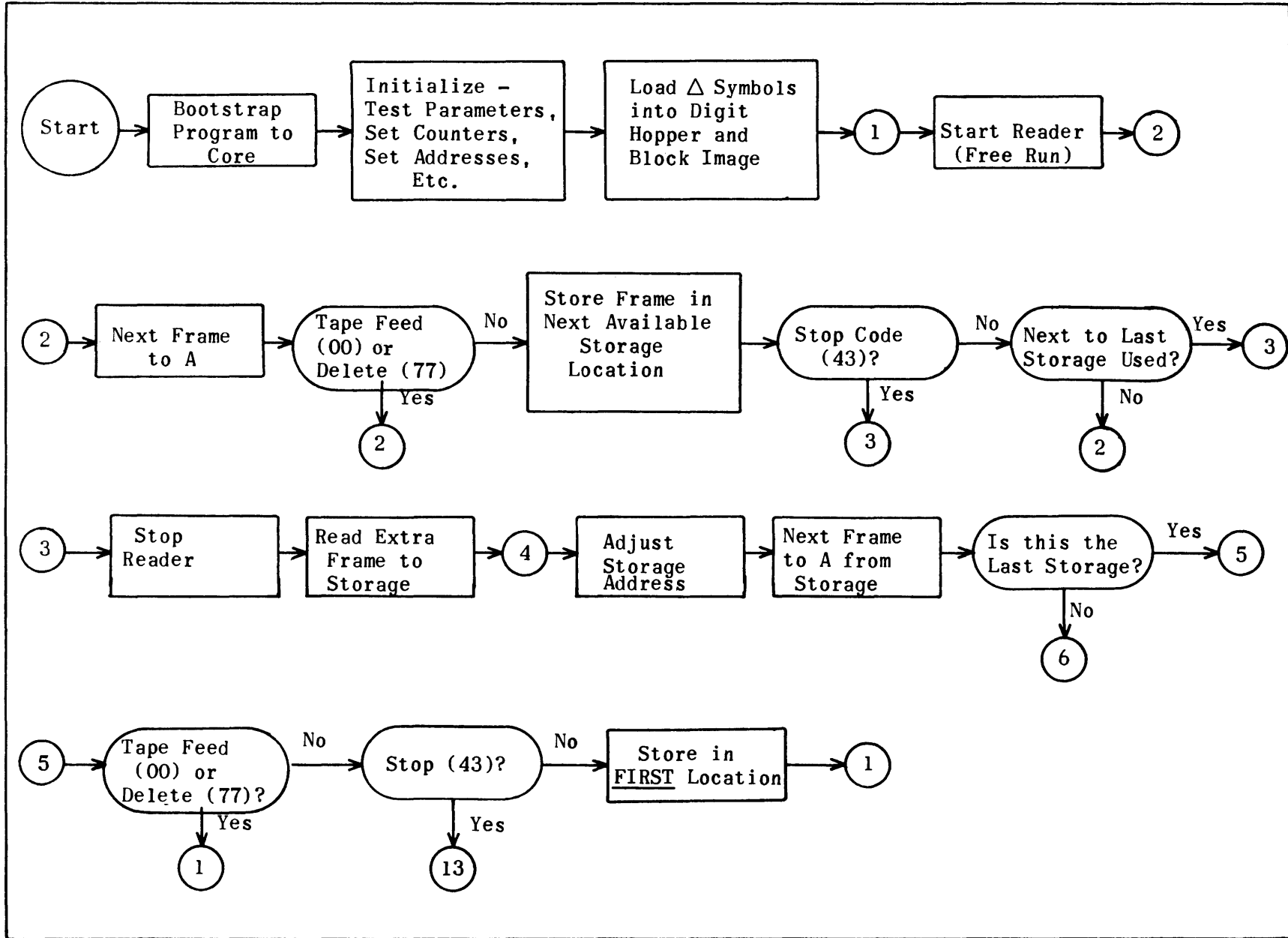
The remainder of this manual contains notes and flow charts, when available, and the annotated coding of the routines used for compilation from the beginning processes of correction and translation to the final listing, by sentence, of the Object Program produced.

II. GENERAL

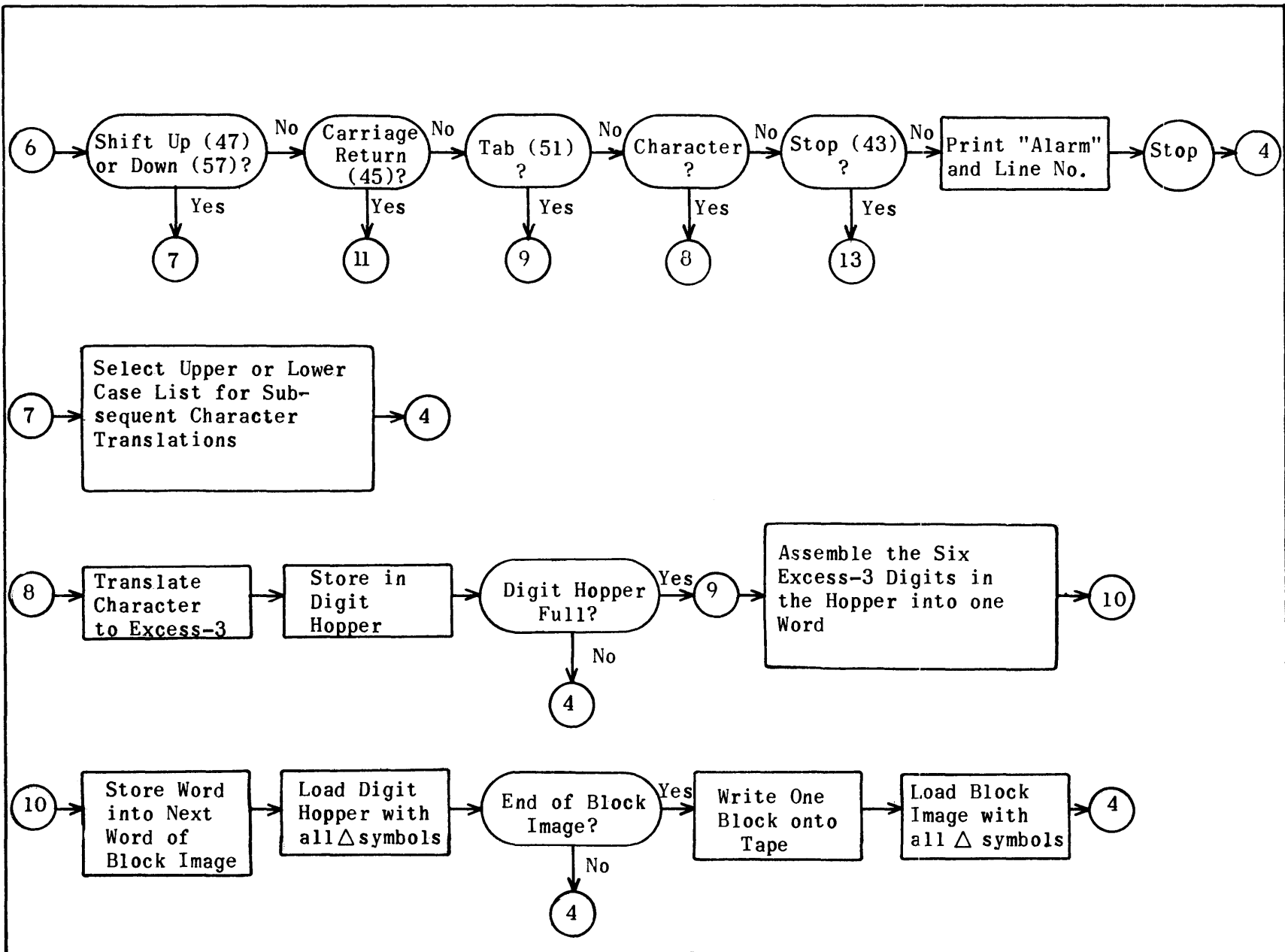
1. UNICODE SERVICE ROUTINES

A. Flex to Excess-Three Routine

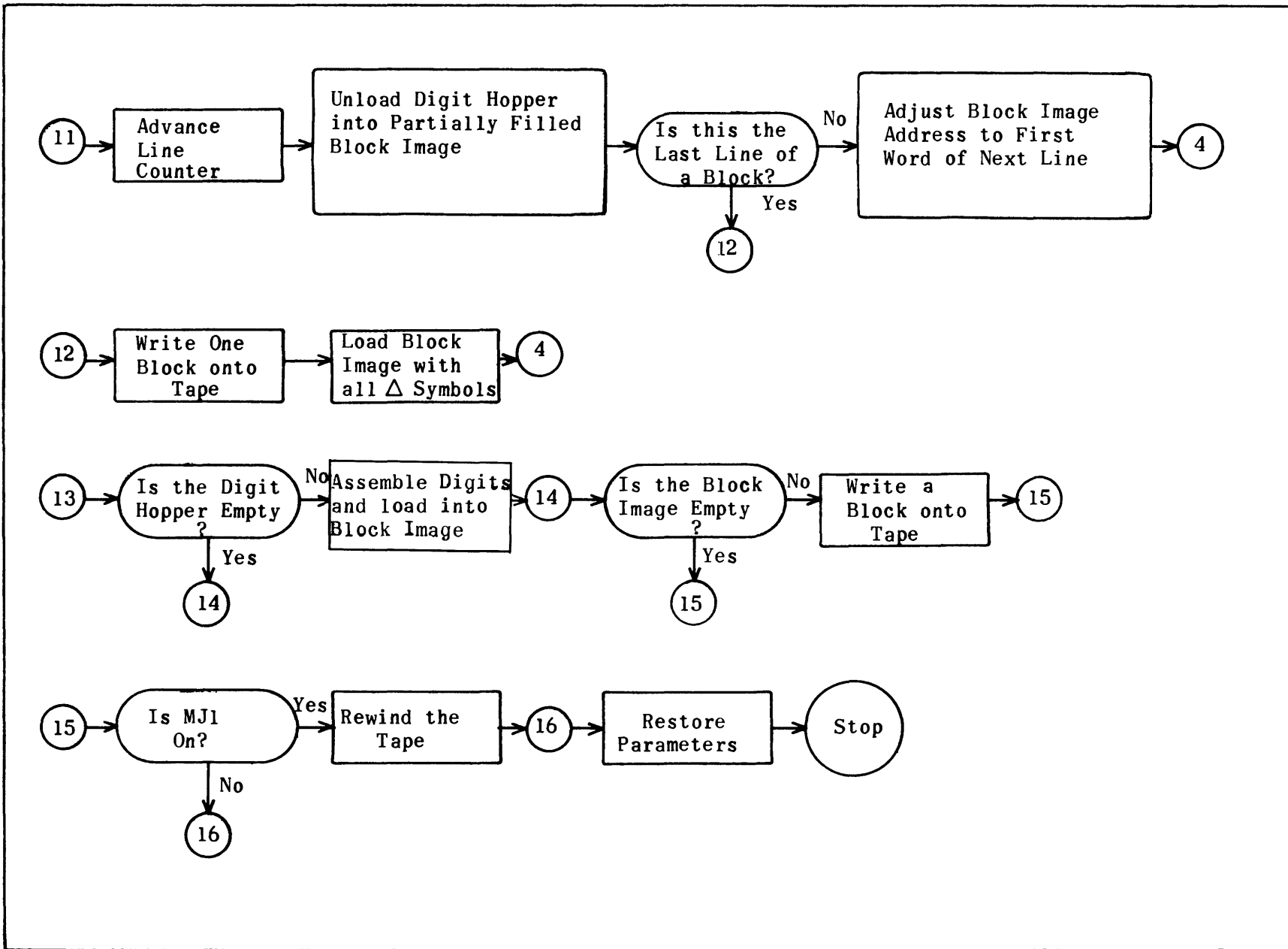
Flow Charts for Flex to Excess-Three Routine



Flow Charts for Flex to Excess-Three Routine (Cont.)



Flow Charts for Flex to Excess-Three Routine (Cont.)



**Flex to Excess-Three Routine
Regions**

RE BS76300
RE FC76303
RE IN1
RE RD42
RE CD56
RE ER102
RE CS132
RE WD141
RE WB156
RE LC165
RE UC172
RE CR177
RE EX206
RE MS223
RE FA255
RE EA301
RE FB325
RE EB400
RE WS453
RE SD464
RE BI472
RE SF662

Flex to Excess-Three Routine (1105 Version)

		IA	BS		
	0	TP	FC14	0	}
	1	RP	30454	IN	
	2	TP	FC	IN	
		CA	BS3		
		Bootstrap routine to core			
		IA	FC		
IN	0	LT	0	WS2	}
	1	TP	A	WS3	
	2	TP	Q	WS4	
	3	SP	WS3	0	
	4	ZJ	IN5	IN6	
	5	TJ	EA6	IN15	
	6	PR	0	FB32	
	7	SP	WS2	44	}
	10	SA	WS3	0	
	11	TP	WS4	Q	
	12	MS	0	IN13	
	13	MJ	0	IN	
	14	MJ	0	IN	
	15	SP	A	14	
	16	TP	MS5	Q	
	17	QS	A	MS3	}
	20	QS	A	MS4	
	21	LQ	MS6	Q3	
	22	SP	WS4	36	
	23	TJ	MS7	IN6	}
24	TJ	Q	IN26		
25	MJ	0	IN6		
26	QS	A	MS3		
27	QS	A	MS4	}	
30	TP	MS6	Q		
31	SP	WS4	33		
32	QS	A	MS2		
33	SP	WS4	32		
34	QS	A	WB		
35	RP	10006	IN37	}	
36	TP	EA23	SD		
37	RP	10170	RD	}	
40	TP	MS10	BI		
RD	0	EF	0	MS	
	1	ER	0	A	
	2	RJ	RD2	RD1	
	3	EJ	EA10	RD1	}
	4	EJ	MS13	RD1	
	5	TP	A	SF	
	6	EJ	EA	RD11	
	7	RA	RD5	EA23	

	10	TJ	MS14	RD1	If not next to last, recycle
	11	EF	0	MS1	Stop reader
	12	ER	0	7777	Last frame → 7777
	13	TV	CD7	RD5	Start of image → RD5
CD	0	TU	MS20	CD12	Starting address → CD12
	1	RA	CD12	MS11	Advance by one
	2	TJ	CD3	CD12	Test & → CD12
	3	SP	7777	0	Last frame → A
	4	EJ	EA10	RD	} Ignores
	5	EJ	MS13	RD	
	6	EJ	EA	EX	Stop
	7	TP	A	SF	Store in 1st location
	10	RA	RD5	EA23	Advance address
	11	MJ	0	RD	Return for another block
	12	SP	30000	0	Frame → A
	13	EJ	EA11	LC	If shift down → LC
	14	EJ	EB23	UC	If shift up → UC
	15	MJ	0	ER	To ER if not a shift on 1st frame
	16	RJ	CD15	CD1	Clear the v address of CD14
	17	EJ	EB25	CR	If carriage return → CR
	20	EJ	EB21	WD	If tab → WD
	21	RP	40000	CD23	} If a digit, character, or symbol,
	22	EJ	30000	CS1	
	23	EJ	EA	EX	If a stop, → EX; if illegal, → ER
ER	0	PR	0	EA11	"lc"
	1	PR	0	EB25	"cr"
	2	SP	MS17	52	} "Error sp"
	3	PR	0	A	
	4	SS	A	6	
	5	ZJ	ER3	ER6	
	6	TP	WS	Q	
	7	TP	EB5	WS5	
	10	TV	MS31	ER13	
	11	TP	Q	A	} Last 3 decimal digits of line No. → storage (line No. = 1 + No. of cr executed so far)
	12	DV	EB42	Q	
	13	TP	A	30000	
	14	RS	ER13	EA23	
	15	IJ	WS5	ER11	
	16	TP	EB5	WS5	
	17	TU	MS31	ER20	
	20	SP	30000	0	} Print last three decimal digits of line No.
	21	AT	MS12	ER22	
	22	0	0	0	
	23	RA	ER20	MS11	
	24	IJ	WS5	ER20	
	25	MS	0	ER26	
	26	MJ	30000	EX6	
	27	MJ	0	CD1	} Stop If MJ3 is on → exit If not, ignore the error Dummy j, n-r → (A _R) _u Subtract j, n, leaving -r Add to dummy instr. & store
CS	0	TP	30000	SD	
	1	SP	Q	17	
	2	ST	30000	A	
	3	AT	CS	CS4	

	4	0	0	0	Execute the storage of excess-three symbol
	5	RA	CS	EA23	Advance storage address
	6	IJ	WS1	CD1	Recycle until digit hopper is full; when full → WD
WD	0	SP	SD	6	Form word in A _R Store in block image Δ → digit hopper Start at top of digit hopper (in CS) Reset index counter Advance block image add On shut If not at end of block, recycle Restore v of WD4 to start a new block WRITING A BLOCK
	1	RP	20004	WD3	
	2	SA	SD1	6	
	3	SA	SD5	0	
	4	TP	A	BI	
	5	RP	10006	WD7	
	6	TP	EA23	SD	
	7	TV	WD6	CS	
	10	TP	FB22	WS1	
	11	RA	WD4	EA23	
	12	RJ	WD12	WD13	
	13	TJ	MS15	CD1	
	14	TV	WB6	WD4	
WB	0	MJ	40000	WB	
	1	EF	0	MS2	ef for "write buffer"
	2	RP	10170	WB4	Load buffer from image ef for "write one block" Load image with all Δ's and exit to CD1
	3	EW	10000	BI	
	4	EF	0	MS3	
	5	RP	10170	CD1	
	6	TP	MS10	BI	
LC	0	TU	MS21	CD21	
	1	TU	MS22	CD22	
	2	TU	MS23	CS	
	3	TU	MS24	CS2	
	4	MJ	0	CD16	Arrange to select upper case lists (FA and EA)
UC	0	TU	MS25	CD21	
	1	TU	MS26	CD22	
	2	TU	MS27	CS	
	3	TU	MS30	CS2	Advance counter Store one word and advance storage Initial word → A TP A BI Add No. of words in a line until word 4 is no longer > Store in WD4 Check for end of block
CR	0	RA	WS	EA23	
	1	RJ	WD12	WD	
	2	TP	MS16	A	
	3	AT	FB35	A	Add No. of words in a line until word 4 is no longer > Store in WD4
	4	TJ	WD4	CR3	
	5	TP	A	WD4	Check for end of block Index for hopper
	6	MJ	0	WD13	
EX	0	SP	WS1	0	If empty → EX3
	1	EJ	FB22	EX3	If not, dump into block image
	2	RJ	WD12	WD	Command to store next word into BI
	3	SP	WD4	0	If block image is empty → EX6
	4	EJ	MS16	EX6	If not, dump the block
	5	RJ	WB5	WB	If MJ1 is on, rewind without interlock
	6	MJ	10000	EX10	
	7	MJ	0	EX11	
	10	EF	0	MS4	

	11	TP	WS4	Q	}		
	12	SP	WS2	44			Restore Q and A
	13	SA	WS3	0			
	14	MS	0	BS		Stop on entry	
MS	0	10	2	0		(EF) Start reader	
	1	10	1	0		(EF) Stop reader	
	2	0	0	400		(EF) Write buffer	
	3	0	646	0		(EF) Write one block	
	4	0	200	0		(EF) Rewind w/o interlock	
	5	0	1	70000		Uniservo No. mask	
	6	0	30000	0		TCU and Buffer mask	
	7	1	0	0		Min TCU No. (for tj)	
	10	1	1010	10101		All Δ	
	11	0	1	0		u advance	
	12	PR	0	FA1		Print 0 (start of 10 dec. digits)	
	13	0	0	77		Ignore	
	14	TP	A	7777		For tj	
	15	TP	A	BI170		For tj	
	16	TP	A	BI		For the CR routine & the EX routine	
	17	20	12120	31204		"error Δ "	
	20	0	BI167	0		sf (-1) = BI167	
	21	0	20053	0	}	For LC routine	
	22	0	FB	0			
	23	0	EB53	0			
	24	0	MS21	0	}	For UC routine	
	25	0	20024	0			
	26	0	FA	0			
	27	0	EA24	0	}	For ER routine	
	30	0	MS25	0			
	31	0	WS6	WS10			
FA	0	0	0	4		space UPPER CASE LIST	
	1	0	0	37		0	
	2	0	0	52		1	
	3	0	0	74		2	
	4	0	0	70		3	
	5	0	0	64		4	
	6	0	0	62		5	
	7	0	0	66		6	
	10	0	0	72		7	
	11	0	0	60		8	
	12	0	0	33		9	
	13	0	0	56		-	
	14	0	0	44		.	
	15	0	0	22		D (')	
	16	0	0	54		/	
	17	0	0	27		X (*)	
	20	0	0	13		G (>)	
	21	0	0	11		L (<)	
	22	0	0	46		(
	23	0	0	42)	
EA	0	0	0	43)	
	1	0	0	17		(

	2	0	0	37	<	
	3	0	0	16	>	
	4	0	0	56	*	
	5	0	0	64	/	
	6	0	0	15	/	
	7	0	0	62	.	
	10	0	0	0	-	
	11	0	0	57	9	
	12	0	0	36	8	
	13	0	0	75	7	Superscripts
	14	0	0	55	6	
	15	0	0	35	5	
	16	0	0	41	4	
	17	0	0	20	3	
	20	0	0	40	2	
	21	0	0	61	1	
	22	0	0	60	0	
	23	0	0	01	Δ	
FB	0	0	0	04	Δ	Lower case list
	1	0	0	37	0	
	2	0	0	52	1	
	3	0	0	74	2	
	4	0	0	70	3	
	5	0	0	64	4	Regular
	6	0	0	62	5	
	7	0	0	66	6	
	10	0	0	72	7	
	11	0	0	60	8	
	12	0	0	33	9	
	13	0	0	30	a	
	14	0	0	23	b	
	15	0	0	16	c	
	16	0	0	22	d	
	17	0	0	20	e	
	20	0	0	26	f	
	21	0	0	13	g	
	22	0	0	05	h	
	23	0	0	14	i	
	24	0	0	32	j	
	25	0	0	36	k	
	26	0	0	11	l	
	27	0	0	07	m	
	30	0	0	06	n	
	31	0	0	03	o	
	32	0	0	15	p	
	33	0	0	35	q	
	34	0	0	12	r	
	35	0	0	24	s	
	36	0	0	01	t	
	37	0	0	34	u	
	40	0	0	17	v	
	41	0	0	31	w	

	42	0	0	27	x	
	43	0	0	25	y	
	44	0	0	21	z	
	45	0	0	56	-	(lc)
	46	0	0	44	=	
	47	0	0	54	+	
	50	0	0	46	,	
	51	0	0	42	.	(lc)
	52	0	0	50		(abs mag)
EB	0	0	0	42		
	1	0	0	22	.	
	2	0	0	21	,	
	3	0	0	63	+	
	4	0	0	76	=	
	5	0	0	02	-	
	6	0	0	74	z	
	7	0	0	73	y	
	10	0	0	72	x	
	11	0	0	71	w	
	12	0	0	70	v	
	13	0	0	67	u	
	14	0	0	66	t	
	15	0	0	65	s	
	16	0	0	54	r	
	17	0	0	53	q	
	20	0	0	52	p	
	21	0	0	51	o	
	22	0	0	50	n	
	23	0	0	47	m	
	24	0	0	46	l	
	25	0	0	45	k	
	26	0	0	44	j	
	27	0	0	34	i	
	30	0	0	33	h	
	31	0	0	32	g	
	32	0	0	31	f	
	33	0	0	30	e	
	34	0	0	27	d	
	35	0	0	26	c	
	36	0	0	25	b	
	37	0	0	24	a	
	40	0	0	14	9	
	41	0	0	13	8	
	42	0	0	12	7	
	43	0	0	11	6	
	44	0	0	10	5	
	45	0	0	07	4	
	46	0	0	06	3	
	47	0	0	05	2	
	50	0	0	04	1	
	51	0	0	03	0	
	52	0	0	01	Δ	
WS	0	0	0	1	Line counter	
	1	0	0	5	IJ counter for symbols/wd	
	CA	FC454				

Changes in Flex to Excess-Three Routine
To Produce the 1103A Version

IN33	IA MJ CA	FC33 0 FC34	IN35	Bypasses setting of MJ4	
WB	0	IA EF	FC155 0	MS3	Write one block
	1	RP	10170	WB5	} 170 ₈ external writes
	2	EW	10000	BI	
	3	0	0	0	} Unused area
	4	0	0	0	
	5	RP	10170	CD1	} Load image with all Δ's
	6	TP	MS10	BI	
		CA	FC164		

B. Compilation Service Routines

This group of routines is used to start compilation and to act as a go-between for the different phases of Unicode. To begin a new compilation, set PAK = 77000 and start. In order to continue compilation from allocation on, set PAK = 77004 and start.

The various phases of Unicode exit to 77010 to read in the next phase and continue compilation.

Among the routines is a read routine and a print routine. The read routine reads one block of tape number 1. The parameter is sent to BB2 and an RJ BB BB1 is executed. The parameter has the form:

```
Op      u      v
  0      N  (address)
```

where $N (\leq 170_8)$ is the number of words to store and the address is the location of the first word. Words are stored in ascending order. This routine will reread a block six times in case of parity or sprocket errors and give an error print-out if all six attempts to read fail.

The print routine prints stored flex codes according to the parameter in PC2. The parameter has the form:

```
Op      u      v
  0  (address)  N
```

where N is the number of words of codes to print and the address is the location of the first word. Successive words are picked up in ascending order.

With a start at either 77000 or 77004 the first block of tape 1 is read and the sentinel (in words 3 to 6) is checked. The first six words on the system tape are as follows:

	Op	u	v	
read into	7230	MJ	0	7236
	7231	MJ	0	7243
	7232	67	50342	65127
	7233	30	77657	36566
	7234	30	47776	62452
	7235	30	77777	77777
				for 77000 start
				for 77004 start
				U N I C O D
				E 77 S Y S T
				E M 77 T A P
				E 77 77 77 77 77

If words 3 to 6 are not as above, tape 1 is rewound and the following print-out occurs on the typewriter:

MOUNT UNICODE SYSTEM TAPE ON
SERVO 1. START.

and the machine stops with PAK = 77000.

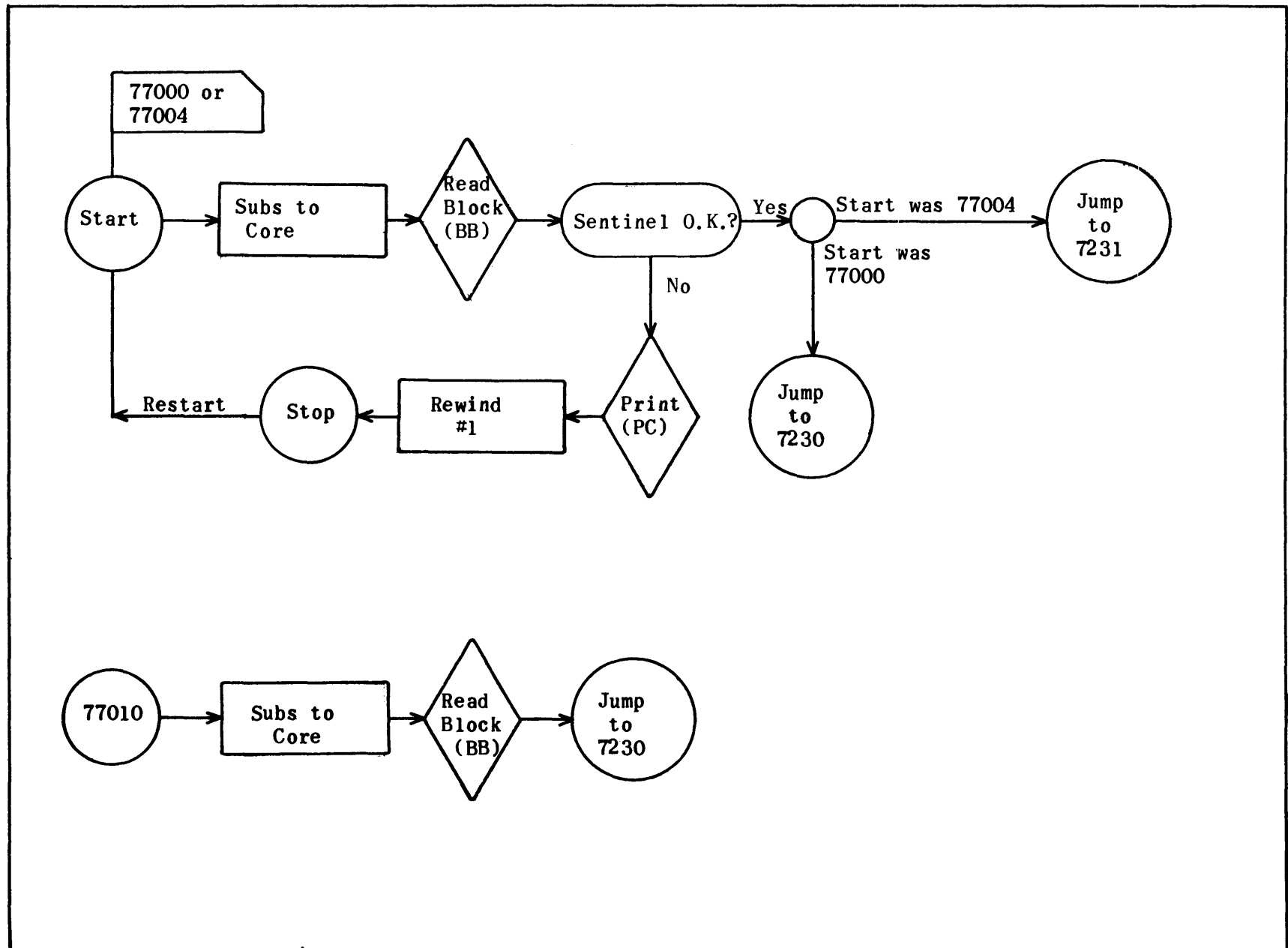
If the sentinel is correct the service routine jumps to

7230 in case of a 77000 start.
7231 in case of a 77004 start.

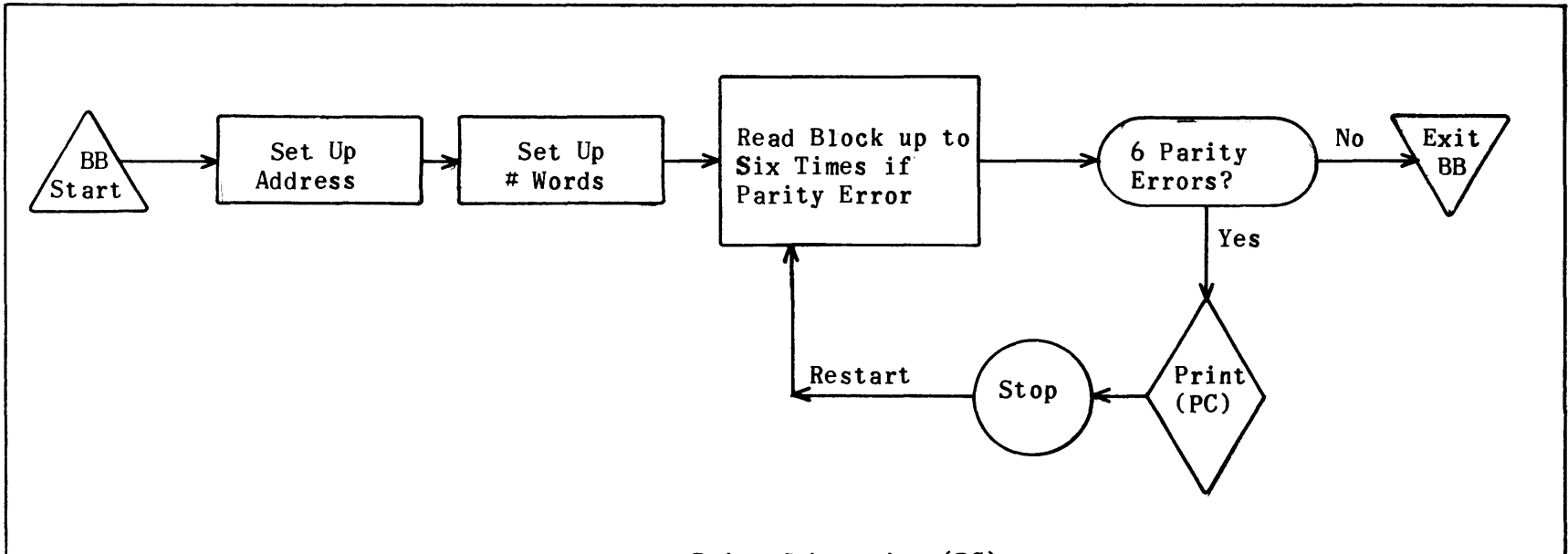
A jump to 77010 merely reads one block of Uniservo 1 into 7230-7417 and jumps to 7230.

In the sentinel checking region the read and the print routines are bootstrapped from drum to core before operating. The read and print routines are used by the coding in the first two blocks of the system tape and the two blocks of the Set-up Translation phase. The tape handler (TH) and the print text (UP) routines are not in the core at these times.

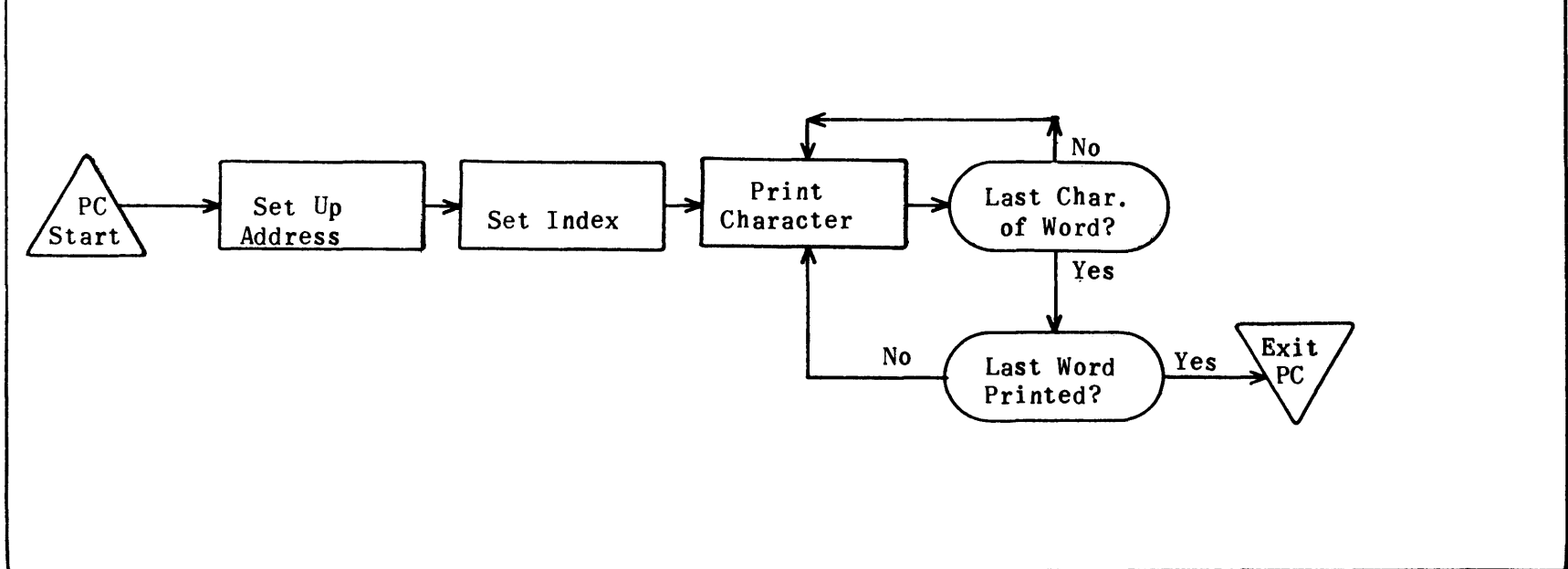
Compilation Service Routine (ZA)



Read Subroutine (BB)



Print Subroutine (PC)



Regional Assignments for Compilation Service Routine
(Both 1103A and 1105)

Drum	Core
ZA77000	
CA77014	
ZB77054	YC7070
BD77102	BB7116
PD77173	PC7207
	ZZ7230

Unicode Compilation Service Routines (1105)

1st entrance	0	IA	ZA		
	1	TP	ZA3	0	Set up zero
	2	RJ	ZA12	ZA12	Subs & 1st driver → core
	3	RJ	YC	YC1	→ 1st driver
Entrance after stop	3	MJ	0	ZZ	→ 1st entrance of buffer
	4	TP	ZA3	0	Set up zero
	5	RJ	ZA12	ZA12	Subs & 1st driver → core
	6	RJ	YC	YC1	→ 1st driver
Merge & others	7	MJ	0	ZZ1	→ 2nd entrance of buffer
	10	RJ	ZA12	ZA12	Subs → core
	11	MJ	0	YC23	2nd driver → core → 2nd driver
	12	RP	30140	(30000)	} Drivers & subs → core
13	TP	ZB	YC		
		CA	ZA14		

Constants (1105)

	IA	CA		
0	0	170	ZZ	
1	67	50342	65127	U N I C O D
2	30	77657	36566	E 77 S Y S T
3	30	47776	62452	E M 77 T A P
4	30	77777	77777	E 77 77 77 77 77
5	0	0	77777	V mask
6	0	0	1	
7	0	1	0	
10	0	CA15	12 }	Print parameter
11	0	CA27	11 }	
12	0	77777	0	u mask
13	2	200	10000	Rewind #1 TCU2
14	1	200	10000	Rewind #1 TCU1
15	47	12203	02204	↑ R E A D Δ
16	20	12120	31204	E R R O R Δ
17	46	15301	21401	(P A R I T
20	25	04031	20424	Y Δ O R Δ S
21	15	12031	63620	P R O C K E
22	01	42574	24704	T) ↓ . ↑ Δ
23	04	24013	01201	Δ S T A R T
24	04	26031	20412	Δ F O R Δ R
25	20	12203	02224	E R E A D S
26	57	42040	40404	↓ . Δ Δ Δ Δ
27	47	07033	40601	↑ M O U N T
30	04	34061	41603	Δ U N I C O
31	22	20042	42524	D E Δ S Y S
32	01	20070	40130	T E M Δ T A
33	15	20040	30604	P E Δ O N Δ
34	24	20121	70304	S E R V O Δ
35	57	52420	40447	↓ l . Δ Δ ↑
36	24	01301	20157	S T A R T ↓
37	42	04040	40404	. Δ Δ Δ Δ Δ
	CA	CA40		

1st & 2nd Drivers (1105)

YC	0	IA	ZB		
	0	MJ	0	(30000)	Exit
	1	TP	CA	BB2	} Read 1st blk.
	2	RJ	BB	BB1	
	3	RP	30004	YC5	} Check Sentinel
	4	CC	ZD2	CA1	
	5	SP	ZZ2	0	
	6	RP	20003	YC10	
	7	SA	ZZ3	0	
	10	ZJ	YC11	YC	O.K. → exit; no ↓
	11	MJ	20000	YC14	TCU2 → YC14; TCU1 ↓
	12	EF	0	CA14	Rewind #1 TCU1
	13	MJ	0	YC15	
	14	EF	0	CA13	Rewind #1 TCU2
	15	TP	CA11	PC2	} MOUNT UNICODE ON TAPE #1
	16	RJ	PC	PC1	
	17	TV	YC	YC21	} Set address
	20	RS	YC21	YC22	
	21	MS	0	(30000)	Stop while tape changed
	22	0	0	3	Constant
	23	TP	CA	BB2	} 2nd driver
	24	RJ	BB	BB1	
	25	MJ	0	ZZ	→ blk.
		CA	ZB26		

Read One Block of Tape #1 (1105)

Parameter Format

	Op	u	v	
	00	(No. words $\leq 170_8$)	address	
BB	0	IA BD		Exit
	1	MJ 0 (30000)		Start
	2	MJ 0 BB3		Par. = 0 n address
	3	O (30000) (30000)		Mask \rightarrow Q
	4	TP BB56 Q		TCU1 \downarrow ; TCU2 \rightarrow BB10
	5	MJ 20000 BB10		Set bypass #1
	6	TP BB60 BB52		Set TCU1
	7	RP 10005 BB13 } QS BB67 BB45 }		
	10	TP BB57 BB52		Set bypass #2
	11	RP 10005 BB13 }		Set TCU2
	12	QS BB70 BB45 }		
	13	EF 0 BB51		Set normal bias
	14	EF 0 BB52		Bypass #1 or #2
	15	TV BB2 BB64		Set address
	16	TP BB53 Q		Mask \rightarrow Q
	17	QS BB2 BB63		n of repeat
	20	QT BB2 Q		n \rightarrow Q
	21	TP BB54 A		$170_8 \rightarrow A_u$
	22	ST Q A		$170_8 - n \rightarrow A_u$
	23	AT BB55 BB65		$170_8 - n \rightarrow RP$ inst.
	24	RJ BB65 BB62		Read block
	25	ER 0 A		IOA \rightarrow A
	26	ZJ BB27 BB43		Parity \downarrow ; no \rightarrow
	27	EF 0 BB50		Set high
	30	RJ BB65 BB61		Reread
	31	ER 0 A		IOA \rightarrow A
	32	ZJ BB33 BB43		Parity \downarrow
	33	EF 0 BB47		Set low
	34	RJ BB65 BB61		Reread
	35	ER 0 A		IOA \rightarrow A
	36	ZJ BB37 BB43		Parity \downarrow ; no \rightarrow
	37	EF 0 BB46		Move back one blk.
	40	TP CA10 PC2 }		Print PARITY ERROR
	41	RJ PC PC1 }		
	42	MS 0 BB24		Stop for reread
	43	EF 0 BB51		Set normal
	44	MJ 0 BB		Exit
	45	2 602 10000		Read one block & stop
	46	2 14 10001		Move bwd one blk.
	47	2 1 70000		Low gain
	50	2 1 60000		High gain
	51	2 1 50000		Normal gain
	52	0 20000 04000		Set bypass

53	0	07777	0	Mask	
54	0	170	0	120 ₁₀	
55	RP	0	(30000)	Set up RP	
56	7	0	0	Mask	
57	0	20000	04000	Bypass #2	
60	0	10000	04000	Bypass #1	
61	EF	0	BB46	Move bwd. one block	} read sub.
62	EF	0	BB45	Read one blk & stop	
63	RP	1(0000)	BB65	Read to core	
64	ER	10000	(30000)}	RP 0 exit } throw	
65	0	0	0	away	
66	ER	10000	A		
67	1	0	0		
70	2	0	0		
	CA	BD71			

Print (1105)

PC	0	IA	PD		
	1	MJ	0	(30000)	Exit
	2	MJ	0	PC16	Start
	3	0	(30000)	0	Par. = 0 address n
	4	TP	PC2	Q	} Set index
	5	QT	CA5	A45	
	6	ST	CA6	PC20	
	7	TU	PC2	PC7	Set address
	10	SP	(30000)	52	} Print one word
	11	PR	0	A	
	12	SS	A	6	
	13	ZJ	PC10	PC13	} Set for next word
	14	RA	PC7	CA7	
	15	IJ	PC20	PC7	Finished ↓; no → PC7
	16	MJ	0	PC	Exit
	17	RP	4	PC3	} Four carriage returns
	18	PR	0	PC4	
	20	0	0	0	Index
		CA	PD21		

Unicode Compilation Service Routines (1103A)

		IA	ZA	
1st				
entrance	0	TP	ZA3	0
	1	RJ	ZA12	ZA12
	2	RJ	YC	YC1
	3	MJ	0	ZZ
Entrance				
after				
stop	4	TP	ZA3	0
	5	RJ	ZA12	ZA12
	6	RJ	YC	YC1
	7	MJ	0	ZZ1
Merge				
and				
others	10	RJ	ZA12	ZA12
	11	MJ	0	YC20
	12	RP	30140	(30000)}
	13	TP	ZB	YC
		CA	ZA14	

Set up zero
 Subs and 1st driver → core
 → 1st driver
 → 1st entrance of buffer

 Set up zero
 Subs and 1st driver → core
 → 1st driver
 → 2nd entrance of buffer

 Subs → core
 2nd driver → core → 2nd driver
 Driver & subs → core

Constants (1103A)

	IA	CA			
0	0	170	ZZ		ZZ prob. = 7230
1	67	50342	65127		U N I C O D
2	30	77657	36566		E 77 S Y S T
3	30	47776	62452		E M 77 T A P
4	30	77777	77777		E 77 77 77 77 77
5	0	0	77777		V mask
6	0	0	1		
7	0	1	0		
10	0	CA13	10	}	Print parameters
11	0	CA23	11		
12	0	77777	0		u mask
13	47	12203	02204		↑ R E A D Δ
14	20	12120	31204		E R R O R Δ
15	46	15301	21401		(P A R I T
16	25	42574	24704		Y) ↓ . ↑ Δ
17	04	24013	01201		Δ S T A R T
20	04	26031	20412		Δ F O R Δ R
21	20	12203	02224		E R E A D S
22	57	42040	40404		↓ . Δ Δ Δ Δ
23	47	07033	40601		↑ M O U N T
24	04	34061	41603		Δ U N I C O
25	22	20042	42524		D E Δ S Y S
26	01	20070	40130		T E M Δ T A
27	15	20040	30604		P E Δ O N Δ
30	24	20121	70304		S E R V O Δ
31	57	52420	40447		↓ I . Δ Δ ↑
32	24	01301	20157		S T A R T ↓
33	42	04040	40404		. Δ Δ Δ Δ Δ
34	2	200	10000		Rewind Uniservo 1
	CA	CA35			

FLEX
CODES

1st and 2nd Drivers (1103A)

YC	0	IA	ZB		
	0	MJ	0	(30000)	Exit
	1	TP	CA	BB2	} Read 1st blk
	2	RJ	BB	BB1	
	3	RP	30004	YC5	} Check Sentinel
	4	CC	ZZ2	CA1	
	5	SP	ZZ2	0	
	6	RP	20003	YC10	
	7	SA	ZZ3	0	
	10	ZJ	YC11	YC	O.K. → exit; no ↓
	11	EF	0	CA34	Rewind tape #1
	12	TP	CA11	PC2	} UNICODE NOT ON TAPE #1
	13	RJ	PC	PC1	
	14	TV	YC	YC16	Exit - 3
	15	RS	YC16	YC17	
	16	MS	0	(30000)	Stop while tapes changed
	17	0	0	3	Constant
	20	TP	CA	BB2	} 2nd driver
	21	RJ	BB	BB1	
	22	MJ	0	ZZ	→ blk
		CA	ZB23		

Read One Block of Tape #1 (1103A)

				Op	Parameter Format	v
				00	(No. words \leq 170 ₈)	address
				TP (par)	BB2	
				RJ	BB BB1	
	IA	BD				
BB	0	MJ	0 (30000)		Exit	
	1	MJ	0 BB3		Start	
	2	0	30000 30000		Par.	
	3	MJ	0 BB4		Set normal bias	
	4	TV	BB2 BB47		Set address	
	5	TP	BB41 Q		Mask \rightarrow Q	
	6	QS	BB2 BB46		n of RP	
	7	QT	BB2 Q		n \rightarrow Q	
	10	TP	BB42 A	}	170 ₈ - n \rightarrow A _u	
	11	ST	Q A			
	12	AT	BB43 BB50		170 ₈ - n \rightarrow RP inst.	
	13	RJ	BB50 BB45		Read block	
	14	ER	0 A		IOA \rightarrow A	
	15	ZJ	BB16 BB32		Parity \downarrow ; no \rightarrow BB32	
	16	EF	0 BB37		High	
	17	RJ	BB50 BB44		Reread	
	20	ER	0 A		IOA \rightarrow A	
	21	ZJ	BB22 BB32		Parity \downarrow ; no \rightarrow BB32	
	22	EF	0 BB36		Low	
	23	RJ	BB50 BB44		Reread	
	24	ER	0 A		IOA \rightarrow A	
	25	ZJ	BB26 BB32		Parity \downarrow	
	26	EF	0 BB35		Move bwd one blk.	
	27	TP	CA10 PC2	}	Print parity error	
	30	RJ	PC PC1			
	31	MS	0 BB13		Stop for reread	
	32	EF	0 BB40		Set normal	
	33	MJ	0 BB		Exit	
	34	2	602 10000		Read one blk & stop	
	35	2	14 10001		Move bwd. one blk.	
	36	2	1 70000		Low	
	37	2	1 60000		High	
	40	2	1 50000		Normal	
	41	0	07777 0		Mask	
	42	0	170 0		120 ₁₀	
	43	RP	0 (30000)			
	44	EF	0 BB35		Move bwd one blk.	} read sub.
	45	EF	0 BB34		Read one blk. & stop	
	46	RP	1(0000) BB50	}	Read to core	
	47	ER	10000 (30000)			
	50	0	0 0		RP 0 exit } throw away	
	51	ER	10000 A			
		CA	BD52			

Print (1103A)

PC	0	IA	PD		
	1	MJ	0	(30000)	Exit
	2	MJ	0	PC16	Start
	3	0	(30000)	(0)	Par. = 0 address n
	4	TP	PC2	Q	} Set index
	5	QT	CA5	A45	
	6	ST	CA6	PC20	
	7	TU	PC2	PC7	Set address
	10	SP	(30000)	52	} Print one word
	11	PR	0	A	
	12	SS	A	6	
	13	ZJ	PC10	PC13	} Set for next word
	14	RA	PC7	CA7	
	15	IJ	PC20	PC7	Finished ↓; no → PC7
	16	MJ	0	PC	Exit
	17	RP	4	PC3	
	20	PR	0	PC4	
		0	0	0	Index
		CA	PD21		

C. Object Program Service Routines

1. Flex Code Print-out

Stored at: 77250-77272

Operates at: 750-771

This routine does not preserve all of HSS.

Function

To print out on-line stored Flex codes.

Calling Sequence

α	TP	L (Parameter)	PR3
+1	RJ	PR2	PR
+2		Control returned here	

Notes:

No editing is done - therefore all carriage return codes, etc., should be provided.

Parameter is of form 0 - u - v, where u = initial address of stored codes (6 per word)

v = number of words to be printed.

This routine is used by the Object Program Loader, Sections 1 and 2 of Initialization, and by some of the generated routines of the Object Program.

Regions for Flex Print Routine

RE PR77250 Storage address
 RE RP750 Operating area

Flex Print-Out (N.B. - Stored at PR; Operates at RP)
 (Core Requirement = 22 Locations)

	IA	PR		
	RP	30021	RP2	} Send down to core
	TP	PR2	RP	
RP	0	MJ 0	(30000)	Exit
	1	0	30000 (30000)	Parameter
	2	TV	RP1 RP20	Set up index
	3	TU	RP1 RP6	} Operating routine
	4	1J	RP20 RP6	
	5	MJ	0 RP	
	6	TP	(30000) Q	
	7	LQ	Q 6	
	10	PR	0 Q	
	11	QT	RP17 RP21	
	12	RS	Q RP21	
	13	ZJ	RP7 RP14	
	14	RA	RP6 RP16	
	15	MJ	0 RP4	
	16	0	1 0	
	17	0	0 77	
	20	0	0 0	
	CA	PR23		

2. Object Program Loaders

These routines, one for the 1103A and one for the 1105, perform the initial loading of data from magnetic tape on Uniservo 1 to High Speed Storage, and on recognition of a transfer block, transfer control to an address indicated on the tape.

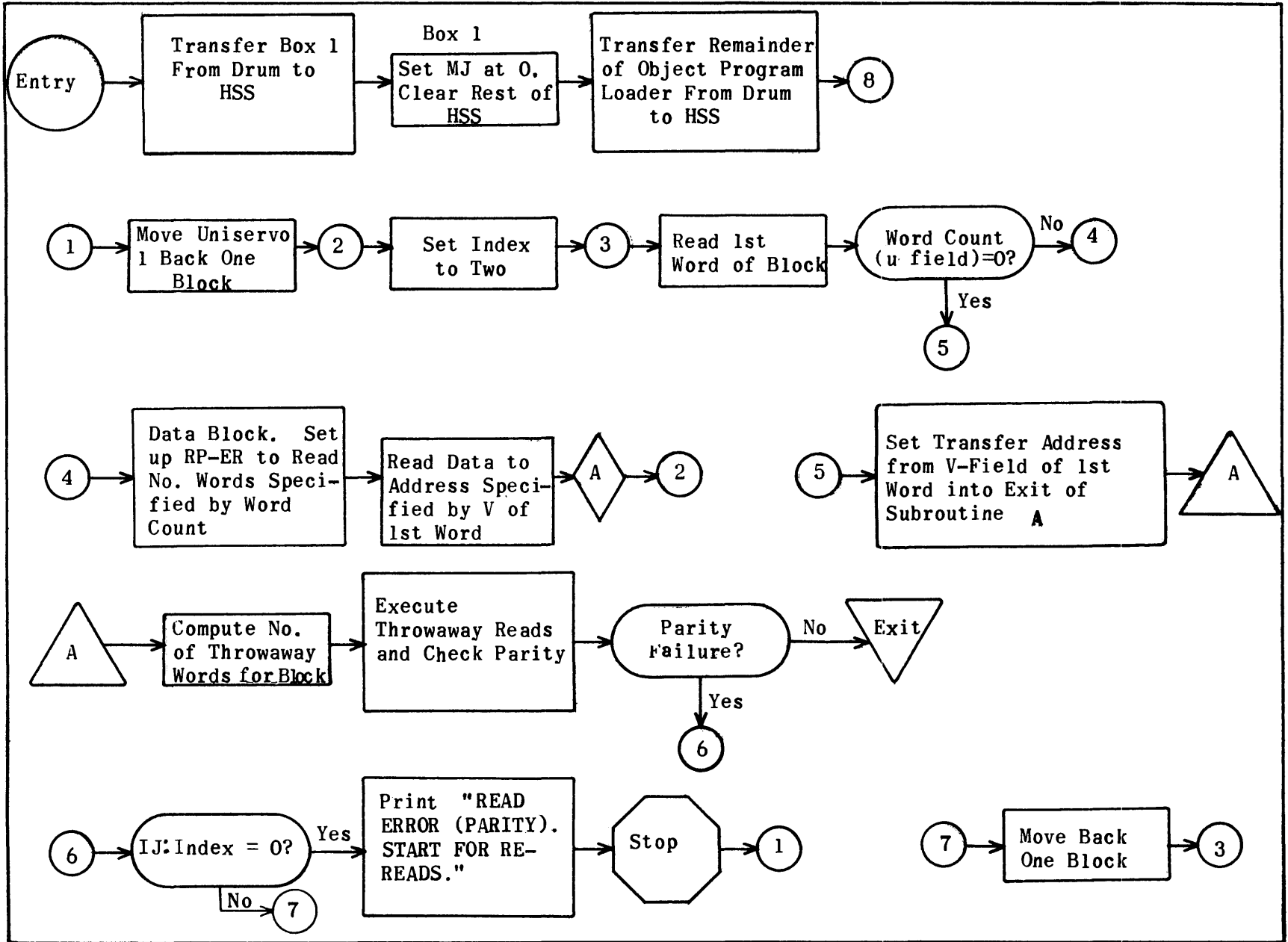
The tape format on which these routines depend for proper loading of the Object Program is prepared by the Initialization Generation Phase according to the requirements of the problem.

The first word of each block has special significance. It either contains the loading address and word count of the block or a transfer address.

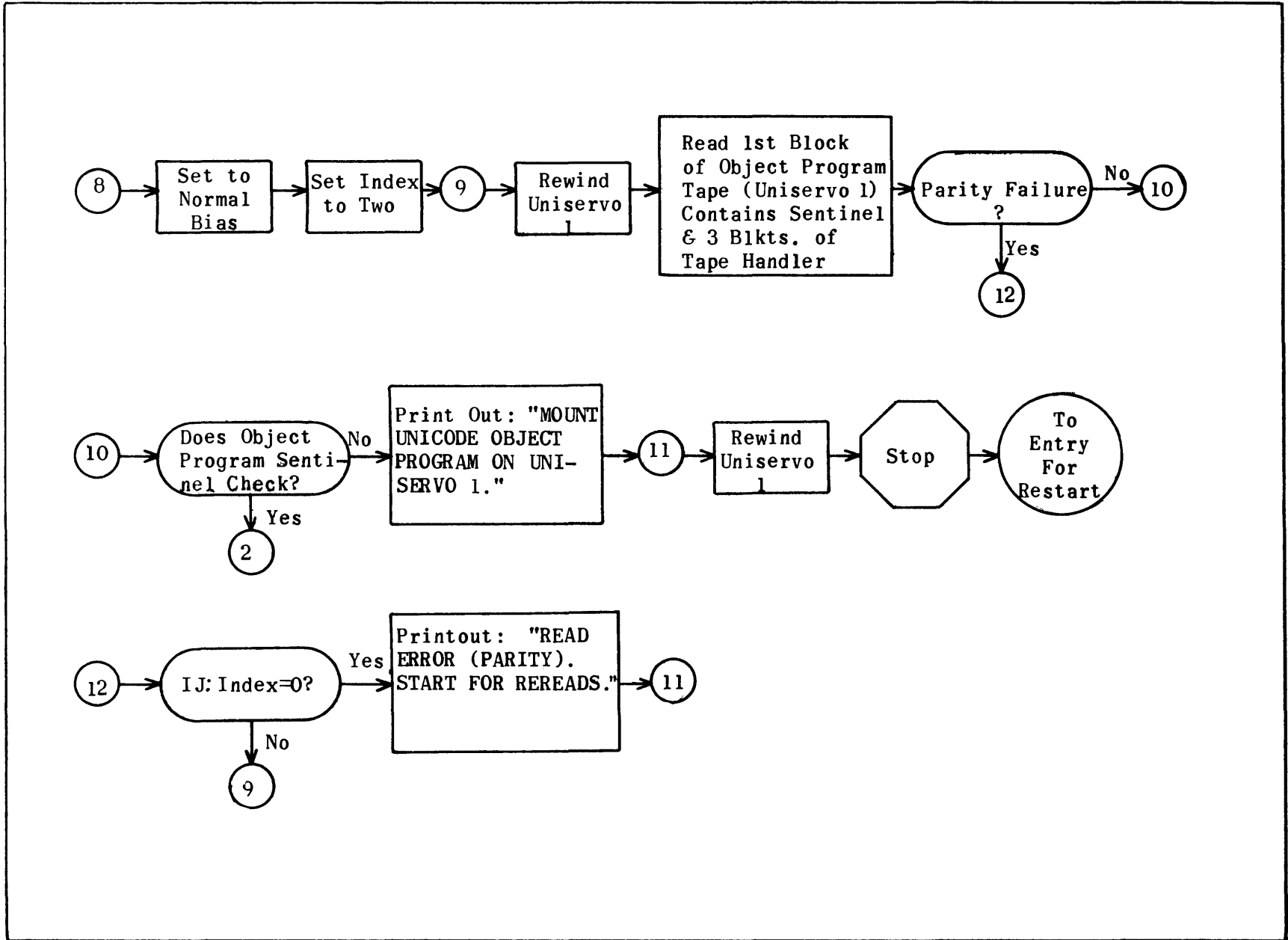
In the former case, the u portion holds the word count (at most 167_8) and v holds the initial loading address, from which as many words as are specified by the word count are stored sequentially as read from tape. If the word count is less than 167_8 , but not zero, the remainder of the block is disregarded.

The transfer word is recognized as the first word of a block because its u field is zero (or a zero word count). In this case the remainder of the block is read but disregarded, and control is transferred to the location specified by the contents of the v field.

For further description of the loading of Object Programs, refer to the Initialization Generation write-up and its related diagram showing the layout of the Object Program tape.



I103A Service Routine - Object Program Loader Flow Chart



1103A Service Routine - Object Program Loader Flow Chart (Cont.)

Regions for 1103A Object Program Loader

RE	DA77300		Storage address
RE	PR77250		Flex print routine
RE	LD1500	}	Operating area
RE	LE1564		
RE	LT1624		
RE	SN114		Address for loading Sentinel block

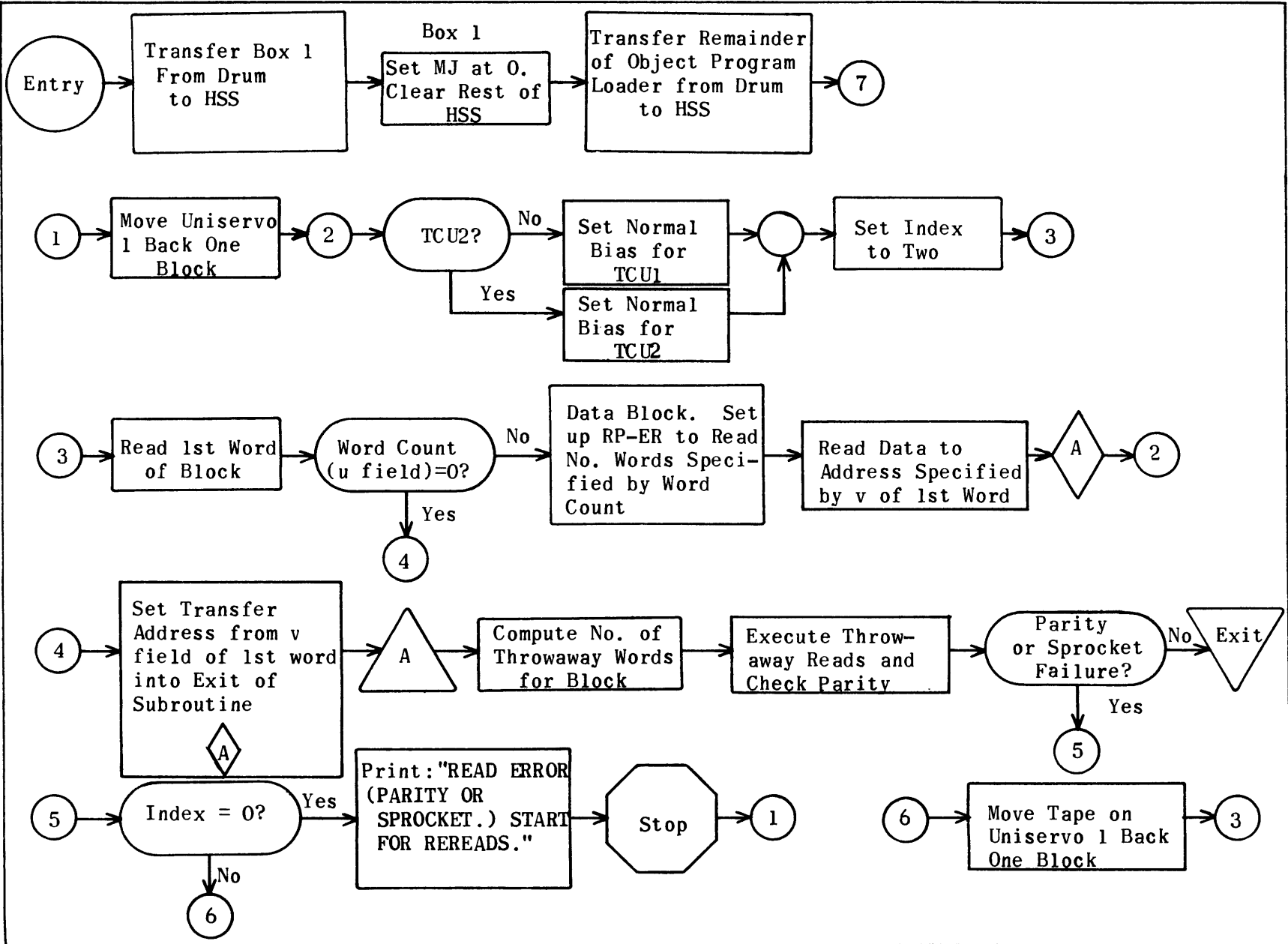
Object Program Loader (1103A)

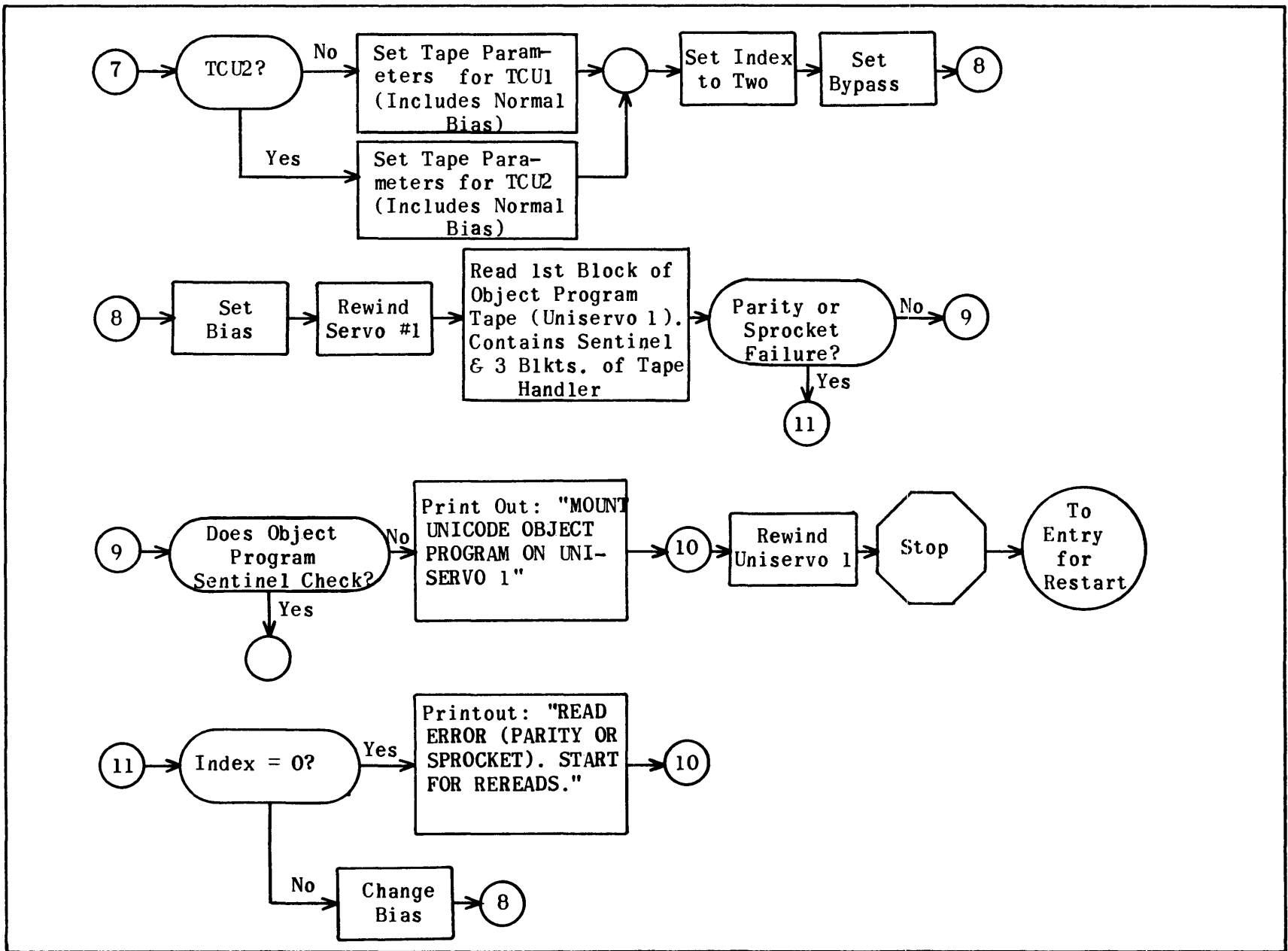
	IA	DA		
0	RP	30004	0	
1	TP	DA4	0	
2	RP	30124	LD34	
3	TP	DA10	LD	
0	4	MJ	0	2
1	5	0	0	0
2	6	RP	17776	DA2
3	7	TP	1	2
	CA	DA10		

Clear one bank of core

		IA	DA10		
①	LD	0	EF 0	LE1	Move back one block
②		1	TP LE	LT2	Set to normal bias
		2	TP LE7	LT1	Set index
③		3	MJ 167	LD4	
		4	EF 0	LE2	Prepare to read one block
		5	ER 10000	Q	Read one word
		6	QT LE5	LT	Save word count
		7	ZJ LD10	LD16	= 0 ?
④		10	TV Q	LD13	Non-zero so set up Read and Repeat
		11	AT LE6	LD12	
		12	O 30000	30000	Read info to Loading Address
		13	ER 10000	30000	
		14	RJ LD24	LD17	Check parity and throw away
		15	MJ 0	LD1	Back to read next block
⑤		16	TV Q	LD24	Set transfer address
		17	TU LD3	LD21	Determine no. of throw away words
		20	RS LD21	LT	
		21	RP 0	LD23	Throw away
		22	ER 10000	A	
		23	ER 0	A	Check parity
		24	ZJ LD25	30000	
⑥		25	IJ LT1	LD31	Print READ ERROR
		26	TP LE10	PR3	
		27	RJ PR2	PR	
		30	MS 0	LD	
		31	RA LT2	LE4	Change bias
⑦		32	EF 0	LE1	Move back one block
		33	MJ 0	LD3	
⑧		34	TP LE	LT2	Set to normal bias
		35	TP LE7	LT1	Set index
		36	MJ 0	LD37	
⑨		37	EF 0	LE3	Rewind Uniservo 1
		40	EF 0	LE2	Prepare to Read one block Uniservo 1
		41	RP 10170	LD43	Read 1st block, Sentinel + 3 blkts. of Tape Handler.
		42	ER 10000	SN	
		43	ER 0	A	Parity error?
		44	ZJ LD45	LD52	
⑫		45	IJ LT1	LD50	Print READ ERROR
		46	TP LE10	PR3	
		47	MJ 0	LD55	
		50	RA LT2	LE4	Change bias
		51	MJ 0	LD36	Try again
⑩		52	TP (SN24)	A	
		53	EJ (LE32)	LD60	
		54	TP LE11	PR3	Print MOUNT UNICODE OBJECT PROGRAM
		55	RJ PR2	PR	
⑪		56	EF 0	LE3	Rewind
		57	MS 0	DA	
		60	RA LD52	LE36	Increment test instructions
		61	RA LD53	LE36	
		62	IJ LE37	LD52	
		63	MJ 0	LD1	
			CA DA74		

LE	0	IA	DA74	50000	Normal bias	
	1	02	14	10001	Move Uniservo 1 back one block	
	2	02	602	10000	Read Uniservo 1 one block	
	3	02	200	10000	Rewind Uniservo 1	
	4	0	0	10000	Change bias	
	5	0	177	0	Word count mask	
	6	RP	10000	LD14	Dummy	
	7	0	0	2	Index for parity rereads	
	10	0	LE12	10	Parameter for READ Error	
	11	0	LE22	10	Parameter for wrong tape	
	12	45	45471	22030	CR CR ↑ R E A	
	13	22	04201	21203	D Δ E R R O	
	14	12	04461	53012	R Δ (P A R	
	15	14	01254	25742	I T Y) ↓ .	
	16	04	04472	40130	Δ Δ ↑ S T A	
	17	12	01042	60312	R T Δ F O R	Flex
	20	04	12201	22030	Δ R E R E A	
	21	22	24574	24545	D S ↓ . CR CR	
	22	45	45470	70334	CR CR ↑ M O U	
	23	06	01043	40614	N T Δ U N I	
	24	16	03222	00403	C O D E Δ O	
	25	23	32201	60104	B J E C T Δ	Flex
	26	15	12031	31230	P R O G R A	
	27	07	04030	60424	M Δ O N Δ S	
	30	20	12170	30457	E R V O Δ ↓	
	31	52	42040	44545	l . Δ Δ CR CR	
	32	67	50342	65127	U N I C O D	
	33	30	01512	54430	E Δ O B J E	} Excess Three
	34	26	66015	25451	C T Δ P R O	
	35	32	54244	72201	G R A M . Δ	
	36	0	1	0	u-advance	
	37	0	0	3	Index for Sentinel check	
		CA	DA134			





Regions for 1105 Object Program Loader

RE	DA77300		Storage address
RE	PR77250		Flex print routine
RE	LD1500	}	Operating area
RE	LE1575		
RE	LT1645		
RE	SN114		Address for loading Sentinel block

Object Program Loader (1105)

	IA	DA		
0	RP	30004	0	
1	TP	DA4	0	
2	RP	30145	LD40	
3	TP	DA10	LD	
0	4	MJ	0	2
1	5	0	0	0
2	6	RP	17776	DA2 } 2 }
3	7	TP	1	
	CA	DA10		

Clear one bank of core

		IA	DA10			
①	LD	0	EF	0	LT3	Move back one block
②		1	MJ	20000	LD4	TCU1 or TCU2?
		2	TP	LE	LT2	Set normal bias for TCU1
		3	MJ	0	LD5	
		4	TP	LE5	LT2	Set normal bias for TCU2
		5	EF	167	LT2	Set Bias
		6	TP	LE15	LT1	Set Index
		7	EF	0	LT5	Set Bypass
③		10	EF	0	LT4	Prepare to read one block
		11	ER	10000	Q	Read one word
		12	QT	LE13	LT	Set word count into temp.
		13	ZJ	LD14	LD22	= 0?
		14	TV	Q	LD17	Non-zero, so set up Read
		15	AT	LE14	LD16	and repeat
		16	0	30000	30000	
		17	ER	10000	30000	Read info to loading address
		20	RJ	LD30	LD23	Check parity and throw away
		21	MJ	0	LD1	Back to read next block
④		22	TV	Q	LD30	Set transfer address
		23	TU	LD5	LD25	
		24	RS	LD25	LT	Determine no. of throw away words
		25	RP	0	LD27	
		26	ER	10000	A	Throw away
		27	ER	0	A	
		30	ZJ	LD31	30000	Check Parity
⑤		31	IJ	LT1	LD35	Parity failure
		32	TP	LE16	PR3	
		33	RJ	PR2	PR	Print READ ERROR
		34	MS	0	LD	
		35	RA	LT2	LE12	Change bias
		36	EF	0	LT3	Move back one block
		37	MJ	0	LD7	
⑦		40	MJ	20000	LD43	TCU1 or TCU2?
		41	RP	30005	LD45	
		42	TP	LE	LT2	Set TCU1 parameters
		43	RP	30005	LD45	
		44	TP	LE5	LT2	Set TCU2 parameters
		45	TP	LE15	LT1	Set Index
		46	EF	0	LT5	Set Bypass
⑧		47	EF	0	LT2	Set Bias
		50	EF	0	LT6	Rewind Uniservo 1
		51	EF	0	LT4	Prepare to read first block
		52	RP	10170	LD54	Read 1st block, Sentinel + 3 blks. of
		53	ER	10000	SN	Tape Handler
		54	ER	0	A	
		55	ZJ	LD56	LD63	Parity or sprocket error?
		56	IJ	LT1	LD61	
		57	TP	LE16	PR3	
		60	MJ	0	LD66	READ ERROR
		61	RA	LT2	LE12	Change bias

⑨ 62 MJ 0 LD47
63 TP (SN24) A
64 EJ (LE42) LD71
65 TP LE17 PR3 }
66 RJ PR2 PR }
67 EF 0 LT6
70 MS 0 DA
71 RA LD63 LE46 }
72 RA LD64 LE46 }
73 IJ LE47 LD63
74 MJ 0 LD1
CA DA105

Try again

Print MOUNT UNICODE OBJECT PROGRAM

Rewind

Increment test instructions

To continue loading

LE	0	IA	DA105	50000	Normal bias	
	1	01	14	10001	Move Uniservo 1 back one block	} TCU1
	2	01	602	10000	Read Uniservo 1	
	3	0	10000	4000	Buffer 1 bypass	
	4	01	200	10000	Rewind Uniservo 1	
	5	02	1	50000	Normal bias	} TCU2
	6	02	14	10001	Move Uniservo 1 back one block	
	7	02	602	10000	Read Uniservo 1	
	10	0	20000	4000	Buffer 2 bypass	
	11	02	200	10000	Rewind Uniservo 1	
	12	0	0	10000	Change bias	
	13	0	177	0	Word count mask	
	14	RP	10000	LD20	Dummy	
	15	0	0	2	Index	
	16	0	LE20	12	Parameter for Read Error	
	17	0	LE32	10	Parameter for Wrong Tape on Uniservo 1	
	20	45	45471	22030	CR CR ↑ R E A	
	21	22	04201	21203	D Δ E R R O	
	22	12	04461	53012	R Δ (P A R	
	23	14	01250	40312	I T Y Δ O R	
	24	04	24151	20316	Δ S P R O C	} Flex
	25	36	20014	25742	K E T) ↓ .	
	26	04	04472	40130	Δ Δ ↑ S T A	
	27	12	01042	60312	R T Δ F O R	
	30	04	12201	22030	Δ R E R E A	
	31	22	24574	24545	D S ↓ . CR CR	
	32	45	45470	70334	CR CR ↑ M O U	
	33	06	01043	40614	N T Δ U N I	} Flex
	34	16	03222	00403	C O D E Δ O	
	35	23	32201	60104	B J E C T Δ	
	36	15	12031	31230	P R O G R A	
	37	07	04030	60424	M Δ O N Δ S	
	40	20	12170	30457	E R V O Δ ↓	
	41	52	42040	44545	l . Δ Δ CR CR	
	42	67	50342	65127	U N I C O D	} XS-3
	43	30	01512	54430	E Δ O B J E	
	44	26	66015	25451	C T Δ P R O	
	45	32	54244	72201	G R A M . Δ	
	46	0	1	0	u-advance	
	47	0	0	3	Index for Sentinel check	
		CA	DA155			

2. LIBRARY ROUTINES

2. Library Routines

a. Unicode Librarian Symbolic Listing

				X	1.	,		, SUB	,WFUA05	,714	,UNICODE LIBRARIAN	\$	
				X	2.	,		, INOUT	,3	,0	,	\$	
00004	00004	45	00000	00012	X	3.	,	, MJ	,	,ENTRY	,	\$	
00005	00005	37	40005	40007	X	4.	,	, ALARM	, ALARM	,	,	\$	
00006	00006	45	00000	30000	X	5.	,	, EXIT	, MJ	,	,	\$	
00007	00007	00	00000	00000	X	6.	,	, PAR1	,	,0	,PARAMETERS	\$	
00010	00010	00	00000	00000	X	7.	,	, PAR2	,	,0	,	\$	
00011	00011	00	00000	00000	X	8.	,	, PAR3	,	,0	,	\$	
				X	9.	,		, RTN	, EQUALS	,60000)B	,60000)B	\$	
00012	00012	55	00420	31006	X	10.	,	, ENTRY	, LQ	,C1	,Q+6	,IS INPUT SERVO ZERO	\$
00013	00013	51	00007	32000	X	11.	,		, QT	,PAR1	,A	,	\$
00014	00014	47	00042	00015	X	12.	,		, ZJ	,S1	,L+1	,	\$
00015	00015	75	11130	00017	X	13.	,		, RPV	,600	,L+2	,YES-LOAD BUFFER	\$
00016	00016	11	00421	01316	X	14.	,		, TP	,C2	,BF	,	\$
00017	00017	11	00422	01342	X	15.	,		, TP	,C3	,BF+20	,	\$
00020	00020	11	00423	01343	X	16.	,		, TP	,C4	,BF+21	,	\$
00021	00021	11	00424	01506	X	17.	,		, TP	,C5	,BF+120	,	\$
00022	00022	11	00425	01507	X	18.	,		, TP	,C6	,BF+121	,	\$
00023	00023	23	01510	32000	X	19.	,		, RS	,BF+122	,A	,	\$
00024	00024	11	00426	01676	X	20.	,		, TP	,C7	,BF+240	,	\$
00025	00025	11	00427	01677	X	21.	,		, TP	,C8	,BF+241	,	\$
00026	00026	23	01700	32000	X	22.	,		, RS	,BF+242	,A	,	\$
00027	00027	11	00422	02066	X	23.	,		, TP	,C3	,BF+360	,	\$
00030	00030	11	00430	02067	X	24.	,		, TP	,C9	,BF+361	,	\$
00031	00031	11	00431	02256	X	25.	,		, TP	,C10	,BF+480	,	\$
00032	00032	11	00432	02257	X	26.	,		, TP	,C11	,BF+481	,	\$
00033	00033	11	00433	31000	X	27.	,		, TP	,C12	,Q	,SET SERVO NUMBERS	\$
00034	00034	75	10010	00036	X	28.	,		, RPV	,8	,L+2	,	\$
00035	00035	53	00434	00663	X	29.	,		, QS	,C13	,MTWRIT	,	\$
00036	00036	31	00477	00000	X	30.	,		, SP	,5V	,0	,WRITE DUMMY LIBRARY	\$
00037	00037	37	00543	00533	X	31.	,		, RJ	,MTWREX	,MTWRE 1	,	\$
00040	00040	37	00635	00622	X	32.	,		, RJ	,MTCHEX	,MTCHEK	,CHECK DUMMY LIBRARY	\$
00041	00041	45	00000	00046	X	33.	,		, MJ	,	,S2	,	\$
00042	00042	54	32000	00006	X	34.	,	, S1	, LA	,A	,6	,SET SERVO NUMBERS	\$

00043	00043	11	00433	31000	X	35.	,	, TP	,C12	,Q	,		\$
00044	00044	75	10004	00046	X	36.	,	, RPV	,4	,L+2	,		\$
00045	00045	53	32000	00667	X	37.	,	, QS	,A	,MTRDFW	,		\$
00046	00046	54	00007	32014	X	38.	, S2	, LA	,PAR1	,A+12	,		\$
00047	00047	75	10004	00051	X	39.	,	, RPV	,4	,L+2	,		\$
00050	00050	53	32000	00663	X	40.	,	, QS	,A	,MTWRIT	,		\$
00051	00051	31	00474	00000	X	41.	,	, SP	,2V	,0	,READ TAPE AND CATALOGUE		\$
											(LABELS)		
00052	00052	37	00565	00555	X	42.	,	, RJ	,MTRDEX	,MTREAD	,		\$
00053	00053	31	01342	00000	X	43.	,	, SP	,BF+20	,	,ALARM IF NO TAPE LABEL		\$
00054	00054	43	00422	00067	X	44.	,	, EJ	,C3	,S3	,		\$
00055	00055	11	00436	31000	X	45.	,	, TP	,C15	,Q	,		\$
00056	00056	31	00477	00000	X	46.	,	, SP	,5V	,0	,		\$
00057	00057	55	31000	00006	X	47.	,	, LQ	,Q	,6	,		\$
00060	00060	61	00000	31000	X	48.	,	, PR	,	,Q	,		\$
00061	00061	41	32000	00057	X	49.	,	, IJ	,A	,L-2	,		\$
00062	00062	17	00000	00660	X	50.	, ALARM1	, EF	,	,MTNOBI	,		\$
00063	00063	17	00000	00670	X	51.	,	, EF	,	,MTINRW	,		\$
00064	00064	17	00000	00665	X	52.	,	, EF	,	,MTOURW	,		\$
00065	00065	11	00437	31000	X	53.	,	, TP	,C16	,Q	,		\$
00066	00066	45	00000	00005	X	54.	,	, MJ	,	,ALARM	,		\$
00067	00067	11	01510	00520	X	55.	, S3	, TP	,BF+122	,T1	,STORE WORD COUNT		\$
00070	00070	55	00007	31014	X	56.	,	, LQ	,PAR1	,Q+12	,REVISE WORD COUNT		\$
00071	00071	51	00440	00521	X	57.	,	, QT	,C17	,T2	,		\$
00072	00072	47	00073	00074	X	58.	,	, ZJ	,L+1	,L+2	,		\$
00073	00073	23	01510	00474	X	59.	,	, RS	,BF+122	,2V	,		\$
00074	00074	55	00010	31014	X	60.	,	, LQ	,PAR2	,Q+12	,		\$
00075	00075	51	00440	00522	X	61.	,	, QT	,C17	,T3	,		\$
00076	00076	47	00077	00100	X	62.	,	, ZJ	,L+1	,L+2	,		\$
00077	00077	21	01510	00474	X	63.	,	, RA	,BF+122	,2V	,		\$
00100	00100	21	00521	00504	X	64.	,	, RA	,T2	,120V	,		\$
00101	00101	21	00522	00504	X	65.	,	, RA	,T3	,120V	,		\$
00102	00102	11	01510	00523	X	66.	,	, TP	,BF+122	,T4	,STORE REVISED WORD		\$
											COUNT		
00103	00103	31	00474	00000	X	67.	,	, SP	,2V	,0	,WRITE TAPE AND		\$
											CATALOGUE LABELS		
00104	00104	37	00543	00533	X	68.	,	, RJ	,MTWREX	,MTWRE1	,		\$

00105	00105	31	00520	00000	X	69.	,	, SP	,T1	,	,READ CATALOGUE	\$
00106	00106	73	00504	00520	X	70.	,	, DV	,120V	,T1	,	\$
00107	00107	47	00110	00111	X	71.	,	, ZJ	,L+1	,L+2	,	\$
00110	00110	21	00520	00473	X	72.	,	, RA	,T1	,1V	,	\$
00111	00111	31	00520	00000	X	73.	, S4	, SP	,T1	,	,	\$
00112	00112	75	12000	00114	X	74.	,	, RPV	,1024	,L+2	,	\$
00113	00113	11	00421	01316	X	75.	,	, TP	,C2	,BF	,	\$
00114	00114	37	00565	00555	X	76.	,	, RJ	,MTRDEX	,MTREAD	,	\$
00115	00115	37	00115	00116	X	77.	, S5	, RJ	,L	,L+1	,	\$
00116	00116	55	00007	31030	X	78.	,	, LQ	,PAR1	,Q+24	,GENERATE CATALOGUE ITEM	\$
00117	00117	51	00502	32000	X	79.	,	, QT	,7V	,A	,	\$
00120	00120	47	00121	00132	X	80.	,	, ZJ	,L+1	,S6	,	\$
00121	00121	35	00443	00525	X	81.	,	, AT	,C21	,T6	,	\$
00122	00122	11	00011	31000	X	82.	,	, TP	,PAR3	,Q	,	\$
00123	00123	11	00477	00524	X	83.	,	, TP	,5V	,T5	,	\$
00124	00124	55	31000	00006	X	84.	,	, LQ	,Q	,6	,	\$
00125	00125	51	00420	32000	X	85.	,	, QT	,C1	,A	,	\$
00126	00126	47	00130	00127	X	86.	,	, ZJ	,L+2	,L+1	,	\$
00127	00127	21	31000	00420	X	87.	,	, RA	,Q	,C1	,	\$
00130	00130	41	00524	00124	X	88.	,	, IJ	,T5	,L-4	,	\$
00131	00131	11	31000	00524	X	89.	,	, TP	,Q	,T5	,	\$
00132	00132	11	00442	00526	X	90.	, S6	, TP	,C20	,T7	,GENERATE NEW CATALOGUE	\$
00133	00133	11	00445	00134	X	91.	,	, TP	,C23	,L+1	,	\$
00134	00134	11	30000	30000	X	92.	,	, TP	,FILL	,FILL	,	\$
00135	00135	23	00134	00446	X	93.	,	, RS	,L-1	,C24	,	\$
00136	00136	41	00526	00134	X	94.	,	, IJ	,T7	,L-2	,	\$
00137	00137	37	00137	00140	X	95.	, S7	, RJ	,L	,L+1	,	\$
00140	00140	11	00447	00527	X	96.	,	, TP	,C25	,T8	,	\$
00141	00141	11	00450	00530	X	97.	,	, TP	,C26	,T9	,	\$
00142	00142	11	00440	00531	X	98.	,	, TP	,C17	,T10	,	\$
00143	00143	11	00441	00526	X	99.	,	, TP	,C18	,T7	,	\$
00144	00144	11	00504	00514	X	100.	,	, TP	,120V	,ADDCWD	,	\$
00145	00145	11	00451	00150	X	101.	, S8	, TP	,C27	,S9	,	\$
00146	00146	15	00452	00151	X	102.	,	, TU	,C28	,L+3	,	\$
00147	00147	16	00452	00154	X	103.	,	, TV	,C28	,L+5	,	\$
00150	00150	11	30000	30000	X	104.	, S9	, TP	,FILL	,FILL	,	\$
00151	00151	55	30000	32000	X	105.	,	, LQ	,FILL	,A	,	\$

00152	00152	43	00421	00177	X	106.	,	,	EJ	,C2	,S12	,	\$
00153	00153	51	00530	32000	X	107.	,	,	QT	,T9	,A	,	\$
00154	00154	35	00526	30000	X	108.	,	,	AT	,T7	,FILL	,	\$
00155	00155	51	00531	00514	X	109.	,	,	QT	,T10	,ADDCWD	,	\$
00156	00156	43	00522	00166	X	110.	,	,	EJ	,T3	,S11	,	\$
00157	00157	43	00521	00164	X	111.	,	,	EJ	,T2	,S10+4	,	\$
00160	00160	21	00526	00527	X	112.	,	S10	,RA	,T7	,T8	,	\$
00161	00161	21	00150	00474	X	113.	,	,	RA	,S9	,2V	,	\$
00162	00162	21	00154	00474	X	114.	,	,	RA	,S9+4	,2V	,	\$
00163	00163	37	00163	00164	X	115.	,	,	RJ	,L	,L+1	,	\$
00164	00164	75	20002	00150	X	116.	,	,	RPU	,2	,S9	,	\$
00165	00165	21	00150	00475	X	117.	,	,	RA	,S9	,2U	,	\$
00166	00166	37	00166	00167	X	118.	,	S11	,RJ	,L	,L+1	,	\$
00167	00167	16	00150	00171	X	119.	,	,	TV	,S9	,L+2	,	\$
00170	00170	16	00154	00173	X	120.	,	,	TV	,S9+4	,L+3	,	\$
00171	00171	11	00524	30000	X	121.	,	,	TP	,T5	,FILL	,	\$
00172	00172	31	00526	00000	X	122.	,	,	SP	,T7	,	,	\$
00173	00173	35	00525	30000	X	123.	,	,	AT	,T6	,FILL	,	\$
00174	00174	16	00164	00163	X	124.	,	,	TV	,S10+4	,S10+3	,	\$
00175	00175	16	00176	00166	X	125.	,	,	TV	,L+1	,S11	,	\$
00176	00176	45	00000	00160	X	126.	,	,	MJ	,	,S10	,	\$
00177	00177	21	00514	00527	X	127.	,	S12	,RA	,ADDCWD	,T8	,	\$
00200	00200	43	00522	00167	X	128.	,	,	EJ	,T3	,S11+1	,	\$
00201	00201	16	00150	00203	X	129.	,	,	TV	,S9	,L+2	,	\$
00202	00202	75	10004	00204	X	130.	,	,	RPV	,4	,L+2	,	\$
00203	00203	11	00421	30000	X	131.	,	,	TP	,C2	,FILL	,	\$
00204	00204	37	00166	00166	X	132.	,	,	RJ	,S11	,S11	,	\$
00205	00205	37	00205	00206	X	133.	,	S13	,RJ	,L	,L+1	,	\$
00206	00206	31	00523	00000	X	134.	,	,	SP	,T4	,	,WRITE NEW CATALOG	\$
00207	00207	73	00504	00532	X	135.	,	,	DV	,120V	,T11	,	\$
00210	00210	47	00211	00212	X	136.	,	,	ZJ	,L+1	,L+2	,	\$
00211	00211	21	00532	00473	X	137.	,	,	RA	,T11	,1V	,	\$
00212	00212	31	00532	00000	X	138.	,	,	SP	,T11	,	,	\$
00213	00213	37	00543	00535	X	139.	,	,	RJ	,MTWREX	,MTWRE2	,	\$
00214	00214	31	00473	00000	X	140.	,	,	SP	,1V	,0	,READ OP FILE LABEL	\$
00215	00215	37	00565	00555	X	141.	,	,	RJ	,MTRDEX	,MTREAD	,	\$
00216	00216	11	00523	01320	X	142.	,	,	TP	,T4	,BF+2	,SET REVISED WORD COUNT	\$
00217	00217	31	00473	00000	X	143.	,	,	SP	,1V	,0	,WRITE OP FILE LABEL	\$

00220	00220	37	00543	00535	X	144.	,		, RJ	,MTWREX	,MTWRE2	,	\$
00221	00221	37	00115	00111	X	145.	,		, RJ	,S5	,S4	,READ OP FILE	\$
00222	00222	55	00007	31025	X	146.	,		, LQ	,PAR1	,Q+21	,GENERATE OP FILE ITEM	\$
00223	00223	51	00453	00524	X	147.	,		, QT	,C30	,T5	,	\$
00224	00224	55	00010	31022	X	148.	,		, LQ	,PAR2	,Q+18	,	\$
00225	00225	52	00464	00524	X	149.	,		, QA	,K7	,T5	,	\$
00226	00226	11	00435	31000	X	150.	,		, TP	,C14	,Q	,	\$
00227	00227	42	00506	00231	X	151.	,		, TJ	,513V	,L+2	,	\$
00230	00230	45	00000	00056	X	152.	,		, MJ	,	,ALARM1-4	,	\$
00231	00231	55	00525	00017	X	153.	,		, LQ	,T6	,15	,	\$
00232	00232	45	00000	00233	X	154.	,		, MJ	,	,S13+22	,	\$
00233	00233	55	00527	00017	X	155.	,		, LQ	,T8	,15	,GENERATE NEW OP FILE	\$
00234	00234	55	00530	00017	X	156.	,		, LQ	,T9	,15	,	\$
00235	00235	55	00531	00017	X	157.	,		, LQ	,T10	,15	,	\$
00236	00236	55	00521	00017	X	158.	,		, LQ	,T2	,15	,	\$
00237	00237	55	00522	00017	X	159.	,		, LQ	,T3	,15	,	\$
00240	00240	11	00444	00526	X	160.	,	S14	, TP	,C22	,T7	,	\$
00241	00241	11	00454	00245	X	161.	,		, TP	,C32	,L+4	,	\$
00242	00242	15	00455	00244	X	162.	,		, TU	,C33	,L+2	,	\$
00243	00243	16	00452	00246	X	163.	,		, TV	,C28	,L+3	,	\$
00244	00244	11	30000	31000	X	164.	,		, TP	,FILL	,Q	,	\$
00245	00245	11	30000	30000	X	165.	,		, TP	,FILL	,FILL	,	\$
00246	00246	11	31000	30000	X	166.	,		, TP	,Q	,FILL	,	\$
00247	00247	21	00244	00475	X	167.	,		, RA	,L-3	,2U	,	\$
00250	00250	21	00245	00472	X	168.	,		, RA	,L-3	,K13	,	\$
00251	00251	21	00246	00474	X	169.	,		, RA	,L-3	,2V	,	\$
00252	00252	41	00526	00244	X	170.	,		, IJ	,T7	,L-6	,	\$
00253	00253	37	00253	00254	X	171.	,	S15	, RJ	,L	,L+1	,	\$
00254	00254	37	00137	00132	X	172.	,		, RJ	,S7	,S6	,	\$
00255	00255	11	00465	00526	X	173.	,		, TP	,K8	,T7	,	\$
00256	00256	16	00474	00526	X	174.	,		, TV	,2V	,T7	,	\$
00257	00257	11	00466	00514	X	175.	,		, TP	,K9	,ADDCWD	,	\$
00260	00260	37	00205	00145	X	176.	,		, RJ	,S13	,S8	,	\$
00261	00261	37	00253	00240	X	177.	,		, RJ	,S15	,S14	,	\$
00262	00262	31	00532	00000	X	178.	,		, SP	,T11	,	,WRITE NEW OP FILE	\$
00263	00263	37	00543	00535	X	179.	,		, RJ	,MTWREX	,MTWRE2	,	\$
00264	00264	31	00473	00000	X	180.	,		, SP	,1V	,O	,READ SUBROUTINE LABEL	\$
00265	00265	37	00565	00555	X	181.	,		, RJ	,MTRDEX	,MTREAD	,	\$

00266	00266	31	00473	00000	X	182.	,		SP	,1V	,0	,WRITE SUBROUTINE LABEL	\$
00267	00267	37	00543	00535	X	183.	,		RJ	,MTWREX	,MTWRE2	,	\$
00270	00270	11	00465	00507	X	184.	,		TP	,K8	,ICWDC	,PRESET INPUT AND OUTPUT	\$
00271	00271	11	00465	00510	X	185.	,		TP	,K8	,OCWDC	, CWD COUNTERS	\$
00272	00272	11	00007	31000	X	186.	,		TP	,PAR1	,Q	,EXTRACT INFO FROM	\$
												PARAMETERS	
00273	00273	51	00457	00511	X	187.	,		QT	,K2	,DELCWD		
00274	00274	51	00460	00512	X	188.	,		QT	,K3	,INPUTS	,	\$
00275	00275	51	00462	00513	X	189.	,		QT	,K5	,NOWDS	,	\$
00276	00276	11	00010	31000	X	190.	,		TP	,PAR2	,Q	,	\$
00277	00277	51	00457	00514	X	191.	,		QT	,K2	,ADDCWD	,	\$
00300	00300	51	00463	00515	X	192.	,		QT	,K6	,QNP	,	\$
00301	00301	51	00464	00516	X	193.	,		QT	,K7	,P	,	\$
00302	00302	55	00511	00033	X	194.	,		LQ	,DELCWD	,27	,	\$
00303	00303	55	00514	00033	X	195.	,		LQ	,ADDCWD	,27	,	\$
00304	00304	21	00511	00466	X	196.	,		RA	,DELCWD	,K9	,	\$
00305	00305	21	00514	00466	X	197.	,		RA	,ADDCWD	,K9	,	\$
00306	00306	37	01222	01141	X	198.	,		RJ	,HSPEX	,HSPE1	,	\$
00307	00307	31	00507	00000	X	199.	,	B1	SP	,ICWDC	,0	,	\$
00310	00310	43	00514	00312	X	200.	,		EJ	,ADDCWD	,L+2	,IS ROUTINE TO BE ADDED	\$
00311	00311	45	00000	00354	X	201.	,		MJ	,	,B5	, NO	\$
00312	00312	31	00513	00025	X	202.	,		SP	,NOWDS	,21	, YES-SET UP PRELUDE	\$
00313	00313	22	00000	01317	X	203.	,		LTL	,	,BF+1	,	\$
00314	00314	31	00512	00003	X	204.	,		SP	,INPUTS	,3	,	\$
00315	00315	32	00510	00000	X	205.	,		SA	,OCWDC	,0	,	\$
00316	00316	32	01317	00000	X	206.	,		SA	,BF+1	,0	,	\$
00317	00317	35	00461	01316	X	207.	,		AT	,K4	,BF	,	\$
00320	00320	55	00512	00030	X	208.	,		LQ	,INPUTS	,24	,	\$
00321	00321	11	31000	01321	X	209.	,		TP	,Q	,BF+3	,	\$
00322	00322	23	01317	00516	X	210.	,		RS	,BF+1	,P	,	\$
00323	00323	11	00515	01320	X	211.	,		TP	,QNP	,BF+2	,	\$
00324	00324	11	00473	01322	X	212.	,		TP	,1V	,BF+4	,	\$
00325	00325	11	00011	01323	X	213.	,		TP	,PAR3	,BF+5	,	\$
00326	00326	11	00477	01324	X	214.	,		TP	,5V	,BF+6	,	\$
00327	00327	55	01323	00006	X	215.	,	B2	LQ	,BF+5	,6	,	\$
00330	00330	51	00420	32000	X	216.	,		QT	,C1	,A	,	\$
00331	00331	47	00333	00332	X	217.	,		ZJ	,L+2	,L+1	,	\$

00332	00332	21	31000	00473	X	218.	,	, RA	,Q	,1V	,	
00333	00333	41	01324	00327	X	219.	,	, IJ	,BF+6	,B2	,	
00334	00334	21	00510	00456	X	220.	,	, RA	,OCWDC	,K1	,	
00335	00335	11	00462	31000	X	221.	,	, TP	,K5	,Q	,	
00336	00336	53	00513	00341	X	222.	,	, QS	,NOWDS	,B3	,	
00337	00337	53	00513	00344	X	223.	,	, QS	,NOWDS	,B4	,	
00340	00340	21	00341	00505	X	224.	,	, RA	,B3	,12OU	,	
00341	00341	75	10000	00343	X	225.	, B3	, RPV	,O	,L+2	, FILL BUFFER WITH Z CODES	
00342	00342	11	00421	01324	X	226.	,	, TP	,C2	,BF+6	,	
00343	00343	37	01222	01156	X	227.	,	, RJ	,HSPEX	,HSPE2	,	
00344	00344	75	30000	00346	X	228.	, B4	, RPB	,	,L+2	,	
00345	00345	11	60000	01324	X	229.	,	, TP	,RTN	,BF+6	,	
00346	00346	21	00513	00501	X	230.	,	, RA	,NOWDS	,6U	,	
00347	00347	73	00505	31000	X	231.	,	, DV	,12OU	,Q	,	
00350	00350	47	00351	00352	X	232.	,	, ZJ	,L+1	,L+2	,	
00351	00351	21	31000	00473	X	233.	,	, RA	,Q	,1V	,	
00352	00352	31	31000	00000	X	234.	,	, SP	,Q	,O	,	
00353	00353	37	00543	00535	X	235.	,	, RJ	,MTWREX	,MTWRE2	, WRITE ROUTINE ON OUTPUT TAPE	
00354	00354	31	00473	00000	X	236.	, B5	, SP	,1V	,O	,	
00355	00355	37	00565	00555	X	237.	,	, RJ	,MTRDEX	,MTREAD	, READ 1 BLOCK FROM INPUT TAPE	
00356	00356	31	01316	00000	X	238.	,	, SP	,BF	,O	,	
00357	00357	43	00431	00407	X	239.	,	, EJ	,C10	,B7	, IS THIS END OF ENTRY BLOCK	
00360	00360	11	00467	31000	X	240.	,	, TP	,K10	,Q	, NO	
00361	00361	51	01316	32000	X	241.	,	, QT	,BF	,A	,	
00362	00362	73	00504	00517	X	242.	,	, DV	,12OV	,TEMP1	,	
00363	00363	47	00364	00365	X	243.	,	, ZJ	,L+1	,L+2	,	
00364	00364	21	00517	00473	X	244.	,	, RA	,TEMP1	,1V	,	
00365	00365	31	00507	00000	X	245.	,	, SP	,ICWDC	,O	,	
00366	00366	43	00511	00401	X	246.	,	, EJ	,DELCWD	,B6	, IS ROUTINE TO BE DELETED	
00367	00367	21	00507	00456	X	247.	,	, RA	,ICWDC	,K1	, NO	
00370	00370	11	00470	31000	X	248.	,	, TP	,K11	,Q	,	
00371	00371	53	00510	01316	X	249.	,	, QS	,OCWDC	,BF	,	
00372	00372	21	00510	00456	X	250.	,	, RA	,OCWDC	,K1	,	
00373	00373	37	01222	01156	X	251.	,	, RJ	,HSPEX	,HSPE2	,	
00374	00374	23	00517	00473	X	252.	,	, RS	,TEMP1	,1V	,	

00375	00375	37	00565	00556	X	253.	,		RJ	,MTRDEX	,MTREAD+1	,READ REST OF ROUTINE	\$
00376	00376	21	00517	00473	X	254.	,		RA	,TEMP1	,1V	,	\$
00377	00377	37	00543	00535	X	255.	,		RJ	,MTWREX	,MTWRE2	,WRITE ROUTINE TO OUTPUT TAPE	\$
00400	00400	45	00000	00307	X	256.	,		MJ	,	,B1	,	\$
00401	00401	23	00517	00473	X	257.	,	B6	RS	,TEMP1	,1V	,	\$
00402	00402	11	00471	31000	X	258.	,		TP	,K12	,Q	,	\$
00403	00403	53	00517	00672	X	259.	,		QS	,TEMP1	,MVFWIN	,	\$
00404	00404	17	00000	00672	X	260.	,		EF	,	,MVFWIN	,MOVE PAST ROUTINE TO BE DELETED	\$
00405	00405	21	00507	00456	X	261.	,		RA	,ICWDC	,K1	,	\$
00406	00406	45	00000	00307	X	262.	,		MJ	,	,B1	,	\$
00407	00407	11	00432	01317	X	263.	,	B7	TP	,C11	,BF+1	,WRITE END OF ENTRY BLOCKS TO OUTPUT TAPE	\$
00410	00410	75	10546	00412	X	264.	,		RPV	,358	,L+2	,	\$
00411	00411	11	00421	01320	X	265.	,		TP	,C2	,BF+2	,	\$
00412	00412	31	00476	00000	X	266.	,		SP	,3V	,0	,	\$
00413	00413	37	00543	00535	X	267.	,		RJ	,MTWREX	,MTWRE2	,	\$
00414	00414	17	00000	00670	X	268.	,		EF	,	,MTINRW	,	\$
00415	00415	37	01222	01250	X	269.	,		RJ	,HSPEX	,HSPE3	,	\$
00416	00416	37	00635	00622	X	270.	,		RJ	,MTCHEX	,MTCHEK	,CHECK OUTPUT TAPE	\$
00417	00417	45	00000	00006	X	271.	,		MJ	,	,EXIT	,	\$
00420	00420	00	00000	00077	X	272.	,	C1	B	,	,77	,CONSTANTS	\$
00421	00421	74	74747	47474	X	273.	,	C2	B74	,74747	,47474	,	\$
00422	00422	01	01463	42501	X	274.	,	C3	B01	,01463	,42501	,	\$
00423	00423	01	66245	23001	X	275.	,	C4	B01	,66245	,23001	,	\$
00424	00424	46	34250	10101	X	276.	,	C5	B46	,34250	,10101	,	\$
00425	00425	26	24660	10101	X	277.	,	C6	B26	,24660	,10101	,	\$
00426	00426	01	01015	15201	X	278.	,	C7	B01	,01015	,15201	,	\$
00427	00427	31	34463	00104	X	279.	,	C8	B31	,34463	,00104	,	\$
00430	00430	65	67255	46650	X	280.	,	C9	B65	,67255	,46650	,	\$
00431	00431	30	50270	15131	X	281.	,	C10	B30	,50270	,15131	,	\$
00432	00432	01	30506	65473	X	282.	,	C11	B01	,30506	,65473	,	\$
00433	00433	00	00001	70000	X	283.	,	C12	B	,1	,70000	,	\$
00434	00434	00	00000	40000	X	284.	,	C13	B	,	,40000	,	\$
00435	00435	31	03122	22404	X	285.	,	C14	B31	,03122	,22404	,	\$
00436	00436	06	03041	11423	X	286.	,	C15	B06	,03041	,11423	,	\$
00437	00437	31	26343	03762	X	287.	,	C16	B31	,26343	,03762	,	\$

00440	00440	00	00000	07770	X	288.	, C17	, B	,	,7770	,	\$
00441	00441	00	00000	00200	X	289.	, C18	, B	,	,200	,	\$
00442	00442	00	00000	01775	X	290.	, C20	,	,	,1021	,	\$
00443	00443	00	00000	50000	X	291.	, C21	, B	,	,50000	,	\$
00444	00444	00	00000	00776	X	292.	, C22	,	,	,510	,	\$
00445	00445	11	03313	03315	X	293.	, C23	, TP	,BF+1021	,BF+1023	,	\$
00446	00446	00	00001	00001	X	294.	, C24	,	,1	,1	,	\$
00447	00447	00	00000	00010	X	295.	, C25	, B	,	,10	,	\$
00450	00450	00	00000	50007	X	296.	, C26	, B	,	,50007	,	\$
00451	00451	11	01320	01316	X	297.	, C27	, TP	,BF+2	,BF	,	\$
00452	00452	00	01321	01317	X	298.	, C28	,	,BF+3	,BF+1	,	\$
00453	00453	00	00000	07777	X	299.	, C30	, B	,	,7777	,	\$
00454	00454	11	01317	01316	X	300.	, C32	, TP	,BF+1	,BF	,	\$
00455	00455	00	01316	00000	X	301.	, C33	,	,BF	,	,	\$
00456	00456	00	00010	00000	X	302.	, K1	, B00	,00010	,00000	,	\$
00457	00457	77	70000	00000	X	303.	, K2	, B77	,70000	,00000	,	\$
00460	00460	00	00000	70000	X	304.	, K3	, B00	,00000	,70000	,	\$
00461	00461	00	50000	00006	X	305.	, K4	, B00	,50000	,00006	,	\$
00462	00462	00	07777	00000	X	306.	, K5	, B	,7777	,00000	,	\$
00463	00463	00	07777	77777	X	307.	, K6	, B	,7777	,77777	,	\$
00464	00464	00	00000	00777	X	308.	, K7	, B	,	,777	,	\$
00465	00465	00	00200	00000	X	309.	, K8	, B	,200	,00000	,	\$
00466	00466	00	00170	00000	X	310.	, K9	, B	,170	,00000	,	\$
00467	00467	00	00000	77777	X	311.	, K10	, B	,	,77777	,	\$
00470	00470	00	07770	00000	X	312.	, K11	, B	,7770	,00000	,	\$
00471	00471	00	00000	07777	X	313.	, K12	, B	,	,7777	,	\$
00472	00472	00	00002	00002	X	314.	, K13	,	,2	,2	,	\$
00473	00473	00	00000	00001	X	315.	, 1V	,	,	,1	,	\$
00474	00474	00	00000	00002	X	316.	, 2V	,	,	,2	,	\$
00475	00475	00	00002	00000	X	317.	, 2U	,	,2	,	,	\$
00476	00476	00	00000	00003	X	318.	, 3V	,	,	,3	,	\$
00477	00477	00	00000	00005	X	319.	, 5V	,	,	,5	,	\$
00500	00500	00	00000	00006	X	320.	, 6V	,	,	,6	,	\$
00501	00501	00	00006	00000	X	321.	, 6U	,	,6	,	,	\$
00502	00502	00	00000	00007	X	322.	, 7V	,	,	,7	,	\$
00503	00503	00	00000	00017	X	323.	, 15V	,	,	,15	,	\$
00504	00504	00	00000	00170	X	324.	, 120V	,	,	,120	,	\$
00505	00505	00	00170	00000	X	325.	, 120U	,	,120	,	,	\$

00506	00506	00	00000	01001	X	326.	, 513V	,	, 513	,	\$
00507	00507	00	00000	00000	X	327.	, ICWDC	,	, 0	, TEMPORARIES	\$
00510	00510	00	00000	00000	X	328.	, OCWDC	,	, 0	,	\$
00511	00511	00	00000	00000	X	329.	, DELCWD	,	, 0	,	\$
00512	00512	00	00000	00000	X	330.	, INP UTS	,	, 0	,	\$
00513	00513	00	00000	00000	X	331.	, NOWDS	,	, 0	,	\$
00514	00514	00	00000	00000	X	332.	, ADDCWD	,	, 0	,	\$
00515	00515	00	00000	00000	X	333.	, QNP	,	, 0	,	\$
00516	00516	00	00000	00000	X	334.	, P	,	, 0	,	\$
00517	00517	00	00000	00000	X	335.	, TEMP1	,	, 0	,	\$
00520	00520	00	00000	00000	X	336.	, T1	,	,	,	\$
00521	00521	00	00000	00000	X	337.	, T2	,	,	,	\$
00522	00522	00	00000	00000	X	338.	, T3	,	,	,	\$
00523	00523	00	00000	00000	X	339.	, T4	,	,	,	\$
00524	00524	00	00000	00000	X	340.	, T5	,	,	,	\$
00525	00525	00	00000	00000	X	341.	, T6	,	,	,	\$
00526	00526	00	00000	00000	X	342.	, T7	,	,	,	\$
00527	00527	00	00000	00000	X	343.	, T8	,	,	,	\$
00530	00530	00	00000	00000	X	344.	, T9	,	,	,	\$
00531	00531	00	00000	00000	X	345.	, T10	,	,	,	\$
00532	00532	00	00000	00000	X	346.	, T11	,	,	,	\$
00533	00533	11	00674	00712	X	347.	, MTWRE1, TP	, MTZERO	, MTBLKS	, ENTRY 1 WRITE MAG TAPE	\$
00534	00534	11	00674	00713	X	348.	, , TP	, MTZERO	, MTSUM	,	\$
00535	00535	16	00673	00554	X	349.	, MTWRE2, TV	, MTSET	, MTEW	, ENTRY 2	\$
00536	00536	15	00673	00551	X	350.	, , TU	, MTSET	, MTWR3	,	\$
00537	00537	17	00000	00663	X	351.	, , EF	,	, MTWRIT	,	\$
00540	00540	11	32000	00714	X	352.	, , TP	, A	, MTIND1	,	\$
00541	00541	41	00714	00544	X	353.	, MTWR1, IJ	, MTIND1	, MTWR2	,	\$
00542	00542	17	00000	00657	X	354.	, , EF	,	, MTSTOP	,	\$
00543	00543	45	00000	30000	X	355.	, MTWREX, MJ	,	, FILL	, EXIT FOR WRITE MAG TAPE	\$
00544	00544	21	00554	00701	X	356.	, MTWR2, RA	, MTEW	, MT120V	,	\$
00545	00545	21	00551	00702	X	357.	, , RA	, MTWR3	, MT120U	,	\$
00546	00546	21	00712	00675	X	358.	, , RA	, MTBLKS	, MT1V	,	\$
00547	00547	31	00713	00000	X	359.	, , SP	, MTSUM	, 0	,	\$
00550	00550	75	20170	00552	X	360.	, , RPU	, 120	, L+2	,	\$
00551	00551	32	30000	00000	X	361.	, MTWR3, SA	, FILL	, 0	,	\$
00552	00552	11	32000	00713	X	362.	, , TP	, A	, MTSUM	,	\$
00553	00553	75	10170	00541	X	363.	, , RPV	, 120	, MTWR1	,	\$

00554	00554	77	10000	30000	X	364.	, MTEW	, EWB	,	, FILL	,	
00555	00555	16	00673	00570	X	365.	, MTREAD	, TV	, MTSET	, MTER	, ENTRY TO READ MT	
00556	00556	11	32000	00714	X	366.	,	, TP	, A	, MTIND1	,	
00557	00557	47	00560	00565	X	367.	,	, ZJ	, L+1	, MTRDEX	,	
00560	00560	17	00000	00667	X	368.	,	, EF	,	, MTRDFW	,	
00561	00561	11	00677	00715	X	369.	, MTRD1	, TP	, MT5V	, MTIND2	,	
00562	00562	41	00714	00566	X	370.	,	, IJ	, MTIND1	, MTRD2	,	
00563	00563	17	00000	00657	X	371.	,	, EF	,	, MTSTOP	,	
00564	00564	17	00000	00660	X	372.	,	, EF	,	, MTNOBI	,	
00565	00565	45	00000	30000	X	373.	, MTRDEX	, MJ	,	, FILL	, EXIT FOR READ MT	
00566	00566	21	00570	00701	X	374.	, MTRD2	, RA	, MTER	, MT12OV	,	
00567	00567	75	10170	00571	X	375.	,	, RPV	, 120	, L+2	,	
00570	00570	76	10000	30000	X	376.	, MTER	, ERB	,	, FILL	,	
00571	00571	76	00000	32000	X	377.	,	, ERA	,	, A	,	
00572	00572	47	00573	00561	X	378.	,	, ZJ	, L+1	, MTRD1	,	
00573	00573	41	00715	00605	X	379.	,	, IJ	, MTIND2	, MTRD4	,	
00574	00574	15	00710	00603	X	380.	,	, TU	, MTK6	, MTRD3+3	,	
00575	00575	11	00703	31000	X	381.	,	, TP	, MTK1	, Q	,	
00576	00576	31	00704	00044	X	382.	,	, SP	, MTK2	, 36	,	
00577	00577	27	32000	00705	X	383.	,	, CC	, A	, MTK3	,	
00600	00600	54	32000	00006	X	384.	, MTRD3	, LA	, A	, 6	,	
00601	00601	61	00000	32000	X	385.	,	, PR	,	, A	,	
00602	00602	44	00603	00600	X	386.	,	, QJ	, L+1	, MTRD3	,	
00603	00603	31	30000	00044	X	387.	,	, SP	, FILL	, 36	,	
00604	00604	44	00062	00600	X	388.	,	, QJ	, ALARM1	, MTRD3	,	
00605	00605	17	00000	00671	X	389.	, MTRD4	, EF	,	, MTMVBA	,	
00606	00606	45	00000	00607	X	390.	,	, MJ	,	, L+1	,	
00607	00607	17	00000	00661	X	391.	,	, EF	,	, MTHIBI	,	
00610	00610	21	00606	00676	X	392.	,	, RA	, MTRD4+1	, MT3V	,	
00611	00611	45	00000	00617	X	393.	,	, MJ	,	, MTRD5	,	
00612	00612	17	00000	00662	X	394.	,	, EF	,	, MTLOBI	,	
00613	00613	21	00606	00676	X	395.	,	, RA	, MTRD4+1	, MT3V	,	
00614	00614	45	00000	00617	X	396.	,	, MJ	,	, MTRD5	,	
00615	00615	17	00000	00660	X	397.	,	, EF	,	, MTNOBI	,	
00616	00616	23	00606	00700	X	398.	,	, RS	, MTRD4+1	, MT6V	,	
00617	00617	37	00617	00620	X	399.	, MTRD5	, RJ	, L	, L+1	,	
00620	00620	17	00000	00667	X	400.	,	, EF	,	, MTRDFW	,	
00621	00621	45	00000	00567	X	401.	,	, MJ	,	, MTRD2+1	,	

00622	00622	75	10170	00624	X	402.	, MTCHEK,	RPV	,120	,L+2	,ENTRY TO CHECK MAG TAPE	\$
00623	00623	11	00674	01316	X	403.	,	TP	,MTZERO	,BF	,	\$
00624	00624	17	00000	00664	X	404.	,	EF	,	,MTRDBW	,	\$
00625	00625	11	00677	00715	X	405.	, MTCH2,	TP	,MT5V	,MTIND2	,	\$
00626	00626	41	00712	00636	X	406.	,	IJ	,MTBLKS	,MTCHEX+1	,	\$
00627	00627	17	00000	00657	X	407.	,	EF	,	,MTSTOP	,	\$
00630	00630	17	00000	00665	X	408.	,	EF	,	,MTOURW	,	\$
00631	00631	37	00643	00636	X	409.	,	RJ	,MTCH3-1	,MTCHEX+1	,	\$
00632	00632	31	00713	00000	X	410.	,	SP	,MTSUM	,0	,	\$
00633	00633	47	00651	00634	X	411.	,	ZJ	,MTCH5-2	,L+1	,	\$
00634	00634	17	00000	00660	X	412.	,	EF	,	,MTNOBI	,	\$
00635	00635	45	00000	30000	X	413.	, MTCHEX,	MJ	,	,FILL	,EXIT FOR CHECK MAG TAPE	\$
00636	00636	31	00457	00011	X	414.	,	SP	,K2	,9	,	\$
00637	00637	32	00713	00000	X	415.	,	SA	,MTSUM	,0	,	\$
00640	00640	75	20170	00642	X	416.	,	RPV	,120	,L+2	,	\$
00641	00641	34	01316	00000	X	417.	,	SS	,BF	,0	,	\$
00642	00642	11	32000	00713	X	418.	,	TP	,A	,MTSUM	,	\$
00643	00643	37	00643	00644	X	419.	,	RJ	,L	,L+1	,	\$
00644	00644	75	10170	00646	X	420.	, MTCH3,	RPV	,120	,L+2	,	\$
00645	00645	76	10000	01316	X	421.	,	ERB	,	,BF	,	\$
00646	00646	76	00000	32000	X	422.	,	ERA	,	,A	,	\$
00647	00647	47	00650	00625	X	423.	,	ZJ	,L+1	,MTCH2	,	\$
00650	00650	41	00715	00653	X	424.	,	IJ	,MTIND2	,MTCH5	,	\$
00651	00651	15	00711	00603	X	425.	,	TU	,MTK7	,MTRD3+3	,	\$
00652	00652	45	00000	00575	X	426.	,	MJ	,	,MTRD3-3	,	\$
00653	00653	17	00000	00666	X	427.	, MTCH5,	EF	,	,MTMVFW	,	\$
00654	00654	37	00617	00606	X	428.	,	RJ	,MTRD5	,MTRD4+1	,	\$
00655	00655	17	00000	00664	X	429.	,	EF	,	,MTRDBW	,	\$
00656	00656	45	00000	00644	X	430.	,	MJ	,	,MTCH3	,	\$
00657	00657	02	00600	00000	X	431.	, MTSTOP,	B02	,00600	,00000	,	\$
00660	00660	02	00001	50000	X	432.	, MTNOBI,	B02	,00001	,50000	,	\$
00661	00661	02	00001	70000	X	433.	, MTHIBI,	B02	,00001	,70000	,	\$
00662	00662	02	00001	60000	X	434.	, MTLOBI,	B02	,00001	,60000	,	\$
00663	00663	02	00006	00000	X	435.	, MTWRIT,	B02	,00006	,00000	,	\$
00664	00664	02	00012	00000	X	436.	, MTRDBW,	B02	,00012	,00000	,	\$
00665	00665	02	00200	00000	X	437.	, MTOURW,	B02	,00200	,00000	,	\$
00666	00666	02	00004	00001	X	438.	, MTMVFW,	B02	,00004	,00001	,	\$
00667	00667	02	00002	00000	X	439.	, MTRDFW,	B02	,00002	,00000	,	\$

01155	01155	45	00000	01222	X	478.	,		, MJ	,	,HSPEX	,	\$
01156	01156	11	01316	31000	X	479.	,	HSPE2	, TP	,BF	,Q	,ENTRY 2 HSP LISTING	\$
01157	01157	51	01264	01136	X	480.	,		, QT	,HSPK3	,HSPTS+4	,	\$
01160	01160	55	31000	00022	X	481.	,		, LQ	,Q	,18	,	\$
01161	01161	51	01263	32000	X	482.	,		, QT	,HSPK2	,A	,	\$
01162	01162	36	00503	32000	X	483.	,		, ST	,15V	,A	,	\$
01163	01163	37	01247	01231	X	484.	,		, RJ	,HSP5	,HSP3	,	\$
01164	01164	11	32000	00716	X	485.	,		, TP	,A	,HSPBKT	,	\$
01165	01165	11	01323	00720	X	486.	,		, TP	,BF+5	,HSPBKT+2	,	\$
01166	01166	23	01136	01276	X	487.	,		, RS	,HSPTS+4	,HSP6V	,	\$
01167	01167	37	01247	01231	X	488.	,		, RJ	,HSP5	,HSP3	,	\$
01170	01170	11	32000	00722	X	489.	,		, TP	,A	,HSPBKT+4	,	\$
01171	01171	31	01321	00000	X	490.	,		, SP	,BF+3	,0	,	\$
01172	01172	37	01247	01231	X	491.	,		, RJ	,HSP5	,HSP3	,	\$
01173	01173	11	32000	00724	X	492.	,		, TP	,A	,HSPBKT+6	,	\$
01174	01174	11	01320	31000	X	493.	,		, TP	,BF+2	,Q	,	\$
01175	01175	51	01263	01136	X	494.	,		, QT	,HSPK2	,HSPTS+4	,	\$
01176	01176	55	31000	00022	X	495.	,		, LQ	,Q	,18	,	\$
01177	01177	51	01263	01137	X	496.	,		, QT	,HSPK2	,HSPTS+5	,	\$
01200	01200	55	31000	00011	X	497.	,		, LQ	,Q	,9	,	\$
01201	01201	51	01263	32000	X	498.	,		, QT	,HSPK2	,A	,	\$
01202	01202	37	01247	01231	X	499.	,		, RJ	,HSP5	,HSP3	,	\$
01203	01203	11	32000	00730	X	500.	,		, TP	,A	,HSPBKT+10,	,	\$
01204	01204	31	01136	00000	X	501.	,		, SP	,HSPTS+4	,0	,	\$
01205	01205	37	01247	01231	X	502.	,		, RJ	,HSP5	,HSP3	,	\$
01206	01206	11	32000	00732	X	503.	,		, TP	,A	,HSPBKT+12,	,	\$
01207	01207	31	01137	00000	X	504.	,		, SP	,HSPTS+5	,0	,	\$
01210	01210	37	01247	01231	X	505.	,		, RJ	,HSP5	,HSP3	,	\$
01211	01211	11	32000	00726	X	506.	,		, TP	,A	,HSPBKT+8	,	\$
01212	01212	21	01140	01273	X	507.	,	HSP1	, RA	,HSPCTR	,HSP1V	,	\$
01213	01213	71	01140	01277	X	508.	,		, MP	,HSPCTR	,HSP20V	,	\$
01214	01214	35	01265	01216	X	509.	,		, AT	,HSPK4	,L+2	,	\$
01215	01215	75	30024	01217	X	510.	,		, RPB	,20	,L+2	,	\$
01216	01216	00	00000	00000	X	511.	,		, B	,	,0	,	\$
01217	01217	31	01140	00000	X	512.	,		, SP	,HSPCTR	,0	,	\$
01220	01220	43	01276	01223	X	513.	,		, EJ	,HSP6V	,HSP2A	,	\$
01221	01221	37	01221	01222	X	514.	,	HSP2	, RJ	,L	,L+1	,	\$
01222	01222	45	00000	30000	X	515.	,	HSPEX	, MJ	,	,FILL	,EXIT FOR HSP LISTING	\$

01223	01223	17	00000	01272	X	516.	, HSP2A	, EF	, ,	, HSPWR	, ,	\$	
01224	01224	23	01140	32000	X	517.	, ,	, RS	, HSPCTR	, A	, ,	\$	
01225	01225	75	10170	01227	X	518.	, ,	, RPV	, 120	, L+2	, ,	\$	
01226	01226	77	10000	00742	X	519.	, ,	, EWB	, ,	, HSPBLK	, ,	\$	
01227	01227	75	10170	01221	X	520.	, ,	, RPV	, 120	, HSP2	, ,	\$	
01230	01230	11	01262	00742	X	521.	, ,	, TP	, HSPK1	, HSPBLK	, ,	\$	
01231	01231	75	30003	01233	X	522.	, HSP3	, RPB	, 3	, L+2	, ,	\$	
01232	01232	73	01266	01132	X	523.	, ,	, DV	, HSPK5	, HSP2V	, HSPPTS	, ,	\$
01233	01233	35	01274	01135	X	524.	, ,	, AT	, HSP2V	, HSPPTS+3	, ,	\$	
01234	01234	23	31000	32000	X	525.	, ,	, RS	, Q	, A	, ,	\$	
01235	01235	42	01132	01241	X	526.	, ,	, TJ	, HSPPTS	, HSP4	, ,	\$	
01236	01236	42	01133	01242	X	527.	, ,	, TJ	, HSPPTS+1	, HSP4+1	, ,	\$	
01237	01237	42	01134	01243	X	528.	, ,	, TJ	, HSPPTS+2	, HSP4+2	, ,	\$	
01240	01240	45	00000	01244	X	529.	, ,	, MJ	, ,	, HSP4+3	, ,	\$	
01241	01241	21	01132	01274	X	530.	, HSP4	, RA	, HSPPTS	, HSP2V	, ,	\$	
01242	01242	21	01133	01274	X	531.	, ,	, RA	, HSPPTS+1	, HSP2V	, ,	\$	
01243	01243	21	01134	01274	X	532.	, ,	, RA	, HSPPTS+2	, HSP2V	, ,	\$	
01244	01244	31	01262	00052	X	533.	, ,	, SP	, HSPK1	, 42	, ,	\$	
01245	01245	75	20004	01247	X	534.	, ,	, RPU	, 4	, L+2	, ,	\$	
01246	01246	32	01132	00006	X	535.	, ,	, SA	, HSPPTS	, 6	, ,	\$	
01247	01247	45	00000	30000	X	536.	, HSP5	, MJ	, ,	, FILL	, ,	\$	
01250	01250	75	10024	01252	X	537.	, HSPE3	, RPV	, 20	, L+2	, ENTRY 3 HSP LISTING	, ,	\$
01251	01251	11	01262	00716	X	538.	, ,	, TP	, HSPK1	, HSPBKT	, ,	\$	
01252	01252	37	01221	01212	X	539.	, ,	, RJ	, HSP2	, HSP1	, ,	\$	
01253	01253	31	00712	00000	X	540.	, ,	, SP	, MTBLKS	, 0	, ,	\$	
01254	01254	37	01247	01231	X	541.	, ,	, RJ	, HSP5	, HSP3	, ,	\$	
01255	01255	11	32000	00716	X	542.	, ,	, TP	, A	, HSPBKT	, ,	\$	
01256	01256	11	01315	00717	X	543.	, ,	, TP	, HSPHD3	, HSPBKT+1	, ,	\$	
01257	01257	37	01221	01212	X	544.	, ,	, RJ	, HSP2	, HSP1	, ,	\$	
01260	01260	11	01271	01106	X	545.	, ,	, TP	, HSPK6	, HSPBLK+100	, ,	\$	
01261	01261	45	00000	01223	X	546.	, ,	, MJ	, ,	, HSP2A	, ,	\$	
01262	01262	01	01010	10101	X	547.	, HSPK1	, B01	, 01010	, 10101	, ,	\$	
01263	01263	00	00000	00777	X	548.	, HSPK2	, B	, ,	, 777	, ,	\$	
01264	01264	00	00000	77777	X	549.	, HSPK3	, B	, ,	, 77777	, ,	\$	
01265	01265	11	00716	00716	X	550.	, HSPK4	, TP	, HSPBKT	, HSPBLK-20	, ,	\$	
01266	01266	00	00000	01750	X	551.	, HSPK5	, X	, ,	, 1000	, ,	\$	
01267	01267	00	00000	00144	X	552.	, ,	, X	, ,	, 100	, ,	\$	
01270	01270	00	00000	00012	X	553.	, ,	, X	, ,	, 10	, ,	\$	

01271	01271	37	60010	10101	X	554.	,	HSPK6	,	B37	,	,60010	,	,10101	,	,	\$
01272	01272	02	00646	30000	X	555.	,	HSPWR	,	B02	,	,00646	,	,30000	,	,	\$
01273	01273	00	00000	00001	X	556.	,	HSP1V	,		,	,	,	,1	,	,	\$
01274	01274	00	00000	00002	X	557.	,	HSP2V	,		,	,	,	,2	,	,	\$
01275	01275	00	00000	00004	X	558.	,	HSP4V	,		,	,	,	,4	,	,	\$
01276	01276	00	00000	00006	X	559.	,	HSP6V	,		,	,	,	,6	,	,	\$
01277	01277	00	00000	00024	X	560.	,	HSP20V	,		,	,	,	,20	,	,	\$
01300	01300	67	50342	65127	X	561.	,	HSPHD1	,	B67	,	,50342	,	,65127	,	,	\$
01301	01301	30	01656	72554	X	562.	,		,	B30	,	,01656	,	,72554	,	,	\$
01302	01302	51	67663	45030	X	563.	,		,	B51	,	,67663	,	,45030	,	,	\$
01303	01303	01	46342	55424	X	564.	,		,	B01	,	,46342	,	,55424	,	,	\$
01304	01304	54	73010	10137	X	565.	,		,	B54	,	,73010	,	,10137	,	,	\$
01305	01305	52	51653	46634	X	566.	,	HSPHD2	,	B52	,	,51653	,	,46634	,	,	\$
01306	01306	51	50010	10101	X	567.	,		,	B51	,	,50010	,	,10101	,	,	\$
01307	01307	01	50244	73001	X	568.	,		,	B01	,	,50244	,	,73001	,	,	\$
01310	01310	01	71515	42765	X	569.	,		,	B01	,	,71515	,	,42765	,	,	\$
01311	01311	34	50526	76665	X	570.	,		,	B34	,	,50526	,	,76665	,	,	\$
01312	01312	01	01010	15301	X	571.	,		,	B01	,	,01010	,	,15301	,	,	\$
01313	01313	01	01010	15001	X	572.	,		,	B01	,	,01010	,	,15001	,	,	\$
01314	01314	01	01010	15201	X	573.	,		,	B01	,	,01010	,	,15201	,	,	\$
01315	01315	25	46512	64565	X	574.	,	HSPHD3	,	B25	,	,46512	,	,64565	,	,	\$
					X	575.	,	BF	,	EQUALS	,	,HSPHD3+1	,	,	,	,	\$
					X	576.	,		,	ENDSUB	,	,	,	,	,	,	\$

B. Permanent Library Routines

The Permanent Library consists of routines required by UNICODE to provide its Input/Output facilities, and the general exponentiation system. Three sections of the Master Tape are used to contain the routines and related information in positions most advantageous to the compiling procedure.

The first such section is the Permanent Library Catalog containing the names of all routines and their associated UNICODE call words. This catalog is read from the Master Tape by the Dimension #2 Translator and is stored in the Combination List. It is then available throughout the Translation phase for recognition and proper handling of references to these routines.

The second section of the Permanent Library appearing on the Master Tape is Op File I consisting of an item for each routine. This file gives all the information that is necessary in allocating storage to those routines used by the various segments of the Object Program.

The third section is the collection of Permanent Library routines coded relative to address 01000. These routines are read from the Master Tape by the processor and modified according to the Object Program addresses given by the allocator.

Permanent Library Catalog

	RE	LC7230		
	IA	LC		
0	0	0	24	No words following
1	31	46307	25266	FLEXPT
2	0	0	50002	
3	32	30505	25171	GENPOW
4	0	0	50012	
5	70	24543	07252	VAREXP
6	0	0	50022	
7	46	50777	77777	LN
10	0	0	50031	
11	30	72527	77777	EXP
12	0	0	50041	
13	65	53546	67777	SQRT
14	0	0	50051	
15	31	46662	67066	FLTCVT
16	0	0	50062	
17	46	34656	65450	LISTRN
20	0	0	50077	
21	54	30242	75450	READRN
22	0	0	50100	
23	34	50662	67066	INTCVT
24	0	0	50112	
	CA	LC25		

Op File I for Permanent Library Routines

	RE	PF7230		
	IA	PF		
0	0	50002	2	FLEXPT
1	0	0	41	
2	0	50012	5	GENPOW
3	0	0	107	
4	0	50002	0	
5	0	50022	0	
6	0	50051	0	
7	0	50022	5	VAREXP
10	0	0	113	
11	0	50002	0	
12	0	50031	0	
13	0	50041	0	
14	0	50031	3	LN
15	0	0	67	
16	0	50002	0	
17	0	50041	3	EXP
20	0	0	77	
21	0	50002	0	
22	0	50051	3	SQRT
23	0	0	53	
24	0	50002	0	
25	0	50062	2	FLTCVT
26	0	0	203	
27	0	50077	2	LISTRN
30	0	0	234	
31	0	50100	2	READRN
32	0	0	606	
33	0	50112	2	INTCVT
34	0	0	73	
35	74	74747	47474	End Sentinel
	CA	PF36		

Region Definitions for Permanent Library Loading

RE	TP10	50002
RE	PW200	50012
RE	VP370	50022
RE	LN560	50031
RE	EX750	50041
RE	SQ1140	50051
RE	VC1330	50062
RE	WI1710	50077
RE	NI2270	50100
RE	CI3230	50112
RE	PT1000	50002
RE	GP1000	50012
RE	VE1000	50022
RE	LG1000	50031
RE	XP1000	50041
RE	SR1000	50051
RE	CV1000	50062
RE	IW1000	50077
RE	XE1147	
RE	RV1157	
RE	TZ1200	
RE	GT210	
RE	BI71004	
RE	BF71005	
RE	TN71003	
RE	IN1000	50100
RE	DR1012	
RE	BM1101	
RE	ST1131	
RE	PS1146	
RE	SC1233	

RE MF1243
RE TB1252
RE EP1264
RE GG1303
RE CF1473
RE NT1551
RE XX1552
RE CC1557
RE FX71000
RE BU610
RE GT210
RE PR77250

RE IC1000 50112

Flex-Print Routine (50002)

Purpose

To print out a stored sequence of Flex codes, with automatic carriage returns where required.

Calling Sequence

α	TP	L(Parameter 1)	PT3
+1	TP	L(Parameter 2)	PT4
+2	RJ	PT2	PT
+3	Control returned here		

Parameter 1 is 00 - L - n, where L = initial loc. of stored Flex codes, and n = no. of words. The characters should be packed to the left, and filled in with zeros.

Parameter 2 is 00 - x - x, where x = address of an index previously set to the desired number of characters per line. Each time a character is printed by this routine, this index is reduced, and when zero a c.r. is given and the index reset to 79_{10} .

Storage

37_8	orders and constants
2	erasable locations

Flex-Print Routine (50002)

	IA	TP			
	0	50002	45	Call word; No. of lines prelude & routine	
	0	0	31	No. of lines for address modification	
	0	0	6	No. of unmodifiable constants	
	0	0	2	No. of inputs	
	0	0	0	No. of outputs	
	31	46307	25266	Name (FLEXPT)	
PT	0	MJ	0	PT5	
	1	RJ	30000	30000	
	2	MJ	0	[30000] EXIT	
	3	[0	30000	30000]	Parameter; u = init. loc.; v = No. of words
	4	[0	30000	30000]	Line index address. u & v = address
	5	TP	PT31	PT37	Zeroize index
	6	TV	PT3	PT37	Set it up
	7	TU	PT3	PT14	Location of 1st word
	10	TU	PT4	PT22	} Set line index addresses
	11	TV	PT4	PT24	
	12	IJ	PT37	PT14	Countdown
	13	MJ	0	PT2	
	14	TP	[30000]	Q	Word for printing to Q
	15	LQ	Q	6	
	16	PR	0	Q45	Print one character
	17	QT	PT32	PT40	Save it
	20	EJ	PT33	PT25	} Test for non-printing character
	21	EJ	PT34	PT25	
	22	IJ	[30000]	PT25	
	23	PR	0	PT16	Car. ret. (if necessary)
	24	TP	PT35	[30000]	Reset index
	25	RS	Q	PT40	Delete character already printed
	26	ZJ	PT15	PT27	
	27	RA	PT14	PT36	Modify
	30	MJ	0	PT12	and back
	31	0	0	0	Constant
	32	0	0	77	
	33	0	0	47	
	34	0	0	57	
	35	0	0	117	79 decimal
	36	0	1	0	Constant
	37	CA	TP45		Erasable (number of words index)
	40				Erasable (Temp. storage for printed digit code)

General Power Routine (50012)

This routine is called from the Permanent Library as a result of the appearance in the source program of an expression of the form $X \text{ POW } Y$ where Y is unknown during compilation.

The routine tests the values of X and Y during the Object Program to determine what other routine, if any, of the Permanent Library is needed to evaluate the expression. For special cases of X and Y values the expression is evaluated within this routine. These include integral values for $|y| < 64$; $x = 0, y > 0$; $x \neq 0, y = 0$. Other cases are handled by reference to the Variable Exponent or to the Square Root routines.

GENPOW (50012) X^Y

	IA	PW		
	0	50012	126	
	0	0	104	No. of words for address modification
	0	0	14	No. of unmodifiable constants
	0	0	2	
	0	0	1	
	32	30505	25171	Name (GENPOW)
GP	0	MJ	0	GP6
	1	RJ	30000	30000
	2	MJ	0	30000
	3	0	0	0
	4	0	0	0
	5	0	0	0
	6	SP	GP4	0
	7	ZJ	GP25	GP10
	10	EJ	GP5	GP17
	11	TJ	GP5	GP22
	12	TP	GP70	50002
		10	0	3
	13	TP	GP71	50002
		10	0	4
	14	TP	GP73	GP106
	15	RJ	50002	50002
		10	2	0
	16	MS	0	GP2
	17	TP	GP67	50002
		10	0	3
	20	TP	GP71	50002
		10	0	4
	21	MJ	0	GP14
	22	TP	A	Q
	23	TP	A	GP3
	24	MJ	0	GP2
	25	TM	GP5	A
	26	ZJ	GP32	GP27
	27	TP	GP76	Q
	30	TP	Q	GP3
	31	MJ	0	GP2
	32	EJ	GP75	GP40
	33	TJ	GP77	GP43
	34	TP	GP4	50022
		10	0	4
	35	TP	GP5	50022
		10	0	5
	36	RJ	50022	50022
		10	2	25

No. of words for address modification
No. of unmodifiable constants

Name (GENPOW)
Entry

Exit
Out
In X (base)
In Y (exponent)

X = 0?
Y = 0?
Y > 0?

RUN ERROR 2 (X = 0, Y < 0)

Set index

RUN ERROR 1 (X = 0, Y = 0)

$X = 0, Y > 0 \Rightarrow X^Y = 0$

$X \neq 0, Y = 0 \Rightarrow X^Y = 1$

$|Y| = 1/2?$
 $|Y| < 64 ?$

Use VAREXP (50022)

37	MJ	0	GP2	}	Use SQRT (50051)
40	TP	GP4	50051		
	10	0	4		
41	RJ	50051	50051		
	10	2	0	}	Mantissa of Y → Q35...9
42	MJ	0	GP62		
43	LT	10011	Q	}	Characteristic + 128 → A
44	LT	0	A		
45	SS	GP74	0	}	Less bias
46	SJ	GP34	GP47		
47	TV	A	GP50	}	If characteristic < 0 use VAREXP
50	SP	Q	30000		
51	LT	0	Q	}	Shift mantissa by characteristic
52	SP	A	0		
53	ZJ	GP34	GP54	}	Integral part → Q
54	SP	Q	0		
55	SS	GP72	17	}	If Y non-integral use VAREXP
56	TU	A	GP60		
57	TP	GP4	Q	}	Y integral so form Y -1
60	RP	30000	GP62		
61	FM	Q	GP4	}	X → Q
62	TP	GP5	A		
63	SJ	GP64	GP65	}	Form $X^{ Y }$ in Q
64	FD	GP76	Q		
65	TP	Q	GP3	}	Y < 0?
66	MJ	0	GP2		
67	0	GP100	3	}	Form reciprocal of (Q) if Y < 0
70	0	GP103	3		
71	0	GP106	GP106	}	Store result in output line
72	0	0	1		
73	0	0	117	}	Parameter for RUN ERROR 1
74	0	0	200		
75	20	4000	0	}	Parameter for RUN ERROR 2
76	20	14000	0		
77	20	74000	0	}	Index address
100	45	45471	23406		
101	04	20121	20312	}	1
102	04	57524	20445		
103	45	45471	23406	}	79
104	04	20121	20312		
105	04	57744	20445	}	128
106	CA	PW126			

Variable Exponent Routine (50022)

This routine is referenced directly from the Object Program equations as a result of the appearance in the Source Program of expressions $X \text{ POW } Y$ or X^a , where Y and a are known during compilation, but are neither integers with magnitude less than 64, nor are they equal in magnitude to $1/2$.

As stated previously, this routine may also be referenced by the General Power routine as a result of the above determinations during the Object Program.

The routine references the Natural Logarithm routine and the Exponential routine to evaluate the expression.

VAREXP (50022) X^Y

	IA	VP			
	0	50022	133	Cw; No. of lines Prelude & Routine	
	0	0	107	No. of words for address modification	
	0	0	16	No. of unmodifiable constants	
	0	0	2		
	0	0	1		
	70	24543	07252	Name (VAREXP)	
VE	0	MJ	0	VE6	Entry
	1	RJ	30000	30000	
	2	MJ	0	30000	Exit
	3	0	0	0	Out
	4	0	0	0	In X (base)
	5	0	0	0	In Y (exponent)
	6	SP	VE4	0	} X = 0?
	7	ZJ	VE25	VE10	
	10	EJ	VE5	VE17	Y = 0?
	11	TJ	VE5	VE22	Y > 0?
	12	TP	VE71	50002	} RUN ERROR 2 (X = 0, Y < 0)
		10	0	3	
	13	TP	VE73	50002	
		10	0	4	
	14	TP	VE76	VE112	Set index
	15	RJ	50002	50002	
		10	2	0	
	16	MS	0	VE2	
	17	TP	VE70	50002	} RUN ERROR 1 (X = 0, Y = 0)
		10	0	3	
	20	TP	VE73	50002	
		10	0	4	
	21	MJ	0	VE14	
	22	TP	A	Q	} X = 0, Y > 0 ⇒ $X^Y = 0$
	23	TP	A	VE3	
	24	MJ	0	VE2	

25	TM	VE5	A	}
26	ZJ	VE32	VE27	
27	TP	VE100	Q	
30	TP	Q	VE3	}
31	MJ	0	VE2	
32	LT	10011	Q	
33	LT	0	A	
34	SS	VE77	0	
35	SJ	VE45	VE36	
36	TJ	VE75	VE40	
37	MJ	0	VE52	
40	TV	A	VE41	
41	SP	Q	30000	
42	LT	0	Q	
43	SP	A	0	}
44	ZJ	VE45	VE53	
45	TP	VE4	A	}
46	SJ	VE47	VE52	
47	TP	VE72	50002	}
	10	0	3	
50	TP	VE73	50002	
	10	0	4	}
51	MJ	0	VE14	
52	LT	0	Q	
53	QT	VE74	VE3	
54	TM	VE4	50031	}
	10	0	4	
55	RJ	50031	50031	}
	10	2	0	
56	FM	Q	VE5	
57	TP	Q	50041	}
	10	0	4	
60	RJ	50041	50041	}
	10	2	0	
61	TP	VE4	A	}
62	SJ	VE63	VE66	
63	SP	VE3	0	}
64	ZJ	VE65	VE66	
65	TN	Q	Q	
66	TP	Q	VE3	
67	MJ	0	VE2	
70	0	VE101	3	
71	0	VE104	3	
72	0	VE107	3	
73	0	VE112	VE112	
74	0	0	1	
75	0	0	34	
76	0	0	117	

Is $|Y| = 0$?

$X \neq 0, |Y| = 0 \Rightarrow X^Y = 1$

Mantissa of $|Y| \rightarrow Q_{35\dots 9}$
 128 + characteristic of $|Y| \rightarrow A$

Less bias

If characteristic of $|Y| < 0$, Y is non-integral

Characteristic ≥ 28 ? If so $|Y|$ is even integer

$0 \leq$ characteristic of $|Y| \leq 27$

Integral part to Q

Is $|Y|$ an integer?

Y non-integral, is $X > 0$?

RUN ERROR 3 ($X < 0$, Y non-integral)

Set (Q) = 0 if Y is even integer or non-integral

If Y is odd integer set output line to 1 indicator

Compute LN $|X|$ in Q

Form $Y \cdot \text{LN } |X|$

Compute $e^{Y \cdot \text{LN } |X|} = |X|^Y \rightarrow Q$

Is $X < 0$?

Is Y an odd integer?

$X < 0$ and Y is odd integer, so form $-|X|^Y \rightarrow Q$

Parameter for RUN ERROR 1

Parameter for RUN ERROR 2

Parameter for RUN ERROR 3

Index address

1

28

79

77	0	0	200	128				
100	20	14000	0	1 F.P.				
101	45	45471	23406	CR	CR	↑	R	U
102	04	20121	20312	Δ	E	R	R	O
103	04	57524	20445	Δ	↓	1	.	Δ
104	45	45471	23406	CR	CR	↑	R	U
105	04	20121	20312	Δ	E	R	R	O
106	04	57744	20445	Δ	↓	2	.	Δ
107	45	45471	23406	CR	CR	↑	R	U
110	04	20121	20312	Δ	E	R	R	O
111	04	57704	20445	Δ	↓	3	.	Δ
112	CA	VP133		Temporary				

Natural Logarithm Routine (50031)

This routine is adapted from the USE subroutine, WFMRO3, Natural Logarithm - Single Precision Floating Point.

Given x , this routine computes $y(x) = \text{*Log}_e x$
with accuracy: $|y(x) - \text{Log}_e x| \leq 2^{-27}$
where x ranges: $2^{-129} \leq x < 2^{127}$

For numerical method see Rand Sheet 42.

*Approximation.

Natural Logarithm Routine (50031)

	IA	LN		
	0	50031	77	Cw; No. of lines on tape
	0	0	53	No. of lines for address modification
	0	0	16	No. of unmodifiable constants
	0	0	1	No. of inputs
	0	0	1	No. of outputs
	46	50010	10101	Name (LN)
LG0	MJ	0	LG5	Entry
1	RJ	30000	30000	
2	MJ	0	30000	Exit
3	0	0	0	Out
4	0	0	0	In x
5	LQ	LG4	A	
6	TJ	LG57	LG40	$x > 0?$ If not, alarm
7	UP	Q	A	Unpack x
10	SS	LG55	11	} Form and store C-1
11	LT	0	LG3	
12	SP	Q	7	} Form and store $y = (2u - \text{Root } 2) / (2u + \text{Root } 2)$ scaled 34
13	AT	LG54	Q	
14	SS	LG56	42	
15	DV	Q	LG66	
16	MP	Q	Q	} Form and store y^2 scaled 34
17	LT	2	LG4	
20	TP	LG47	LG24	} Form $(\text{LN}2_u - 2) / y - (\text{LN } 2) / 2 \rightarrow Q$ scaled 35
21	TP	LG50	Q	
22	MP	Q	LG4	
23	LT	2	A	
24	0	30000	30000	} Form $2Y + (\text{LN}2) / 2$ scaled 69 $\rightarrow A$
25	RA	LG24	LG57	
26	TJ	LG13	LG22	} Form $\text{LN}2_u$ scaled 33 $\rightarrow A$
27	LA	LG66	A1	
30	SA	LG60	43	} Form and store $(C-1)\text{LN}2 + \text{LN}2_u$, scaled 28
31	MA	Q	LE66	
32	LT	0	A	} Form and store $\text{LN } x$ in floating point
33	MA	LG3	LG60	
34	LT	37	LG3	} Exit
35	NP	LG3	LG61	
36	TP	LG3	Q	} Set index
37	MJ	0	LG2	
40	TP	LG62	LG66	} RUN ERROR 4 ($\text{LN } x, x \leq 0$)
41	TP	LG45	50002	
	10	0	3	
42	TP	LG46	50002	
	10	0	4	} Exit
43	RJ	50002	50002	
	10	2	0	

44	MS	0	LG2	
45	0	LG63	3	Parameter for RUN ERROR 4
46	0	LG66	LG66	Index address
47	AT	LG51	Q	Dummy command
50	11	50353	45377	} Rand coefficients scaled 35
51	14	62377	45540	
52	25	25255	47723	
53	77	77777	77445	
54	13	24047	46320	
55	20	10000	0	Root 2 scaled 33
56	26	50117	14640	Bias for input
57	0	1	0	2 Root 2, scaled 33
60	05	42710	27760	LN2, scaled 33
61	17	70000	0	Bias for output
62	0	0	117	Print index
63	45	45471	23406	CR CR ↑ R U N
64	04	20121	20312	Δ E R R O R
65	04	57644	20445	Δ ↓ 4 . Δ CR
66	CA	LN77		Temporary

Exponential Routine (50041)

This routine is adapted from the USE subroutine, WFMRO6, Exponential - Single Precision Floating Point.

Given x , this routine computes $y(x) = \text{EXP}^* x$

with accuracy:
$$\left| \frac{y(x) - \text{EXP } x}{\text{EXP } x} \right| \leq 2^{-27}$$

where x ranges: $-129 \log_e 2 \leq x < 127 \log_e 2$

For numerical method, see Ramo-Wooldridge EXP-2 in ERA Central Exchange Letter No. 8.

*Approximation

Exponential Routine (50041)

	IA	EX		
	0	50041	107	Cw; no. of lines on tape
	0	0	56	No. of lines for address modification
	0	0	23	No. of unmodifiable constants
	0	0	1	No. of inputs
	0	0	1	No. of outputs
	30	72520	10101	Name (EXP)
XP0	MJ	0	XP5	Entry
1	RJ	30000	30000	
2	MJ	0	30000	Exit
3	0	0	0	Out
4	0	0	0	In X
5	TP	XP4	XP76	} Unpack X
6	UP	XP76	A	
7	LT	11	A	} Form C+8 in A and Q
10	AT	XP63	Q	
11	TJ	XP64	XP17	If C > 34, X is out of range
12	TP	XP72	XP76	Set index
13	TP	XP51	50002	} RUN ERROR 5 (X is out of range)
	10	0	3	
14	TP	XP52	50002	
	10	0	4	
15	RJ	50002	50002	} If C+8 < 0, form C+44 in A
	10	2	0	
16	MS	0	XP2	} If C+44 < 0, EXP X = 1
17	SJ	XP20	XP22	
20	SA	XP65	0	
21	SJ	XP25	XP22	
22	TV	A	XP23	
23	LA	XP76	30000	} Set X in A scaled 35
24	QJ	XP25	XP26	
25	LT	0	A	} X = K LN2 + R where R ≤ LN2/2
26	SA	XP66	0	
27	DV	XP67	XP76	
30	ST	XP66	XP3	
31	TU	XP50	XP35	} Compute EXP R scaled 34
32	TP	XP53	Q	
33	MP	Q	XP3	
34	LT	1	A	
35	AT	30000	Q	
36	RA	XP35	XP70	
37	TJ	XP10	XP33	
40	NP	Q	XP71	
41	LA	XP76	A33	
42	AT	Q	XP3	
43	SJ	XP44	XP45	} If characteristic underflow occurs, EXP X is zero
44	RS	XP3	A	
45	TP	XP3	Q	
46	EJ	A	XP2	EXP X out of range?
47	MJ	0	XP12	Yes, so ALARM
50	0	XP54	0	Set-up

51	0	XP73	3	Parameter for RUN ERROR Print
52	0	XP76	XP76	Index address
53	0	150	35404	
54	0	1333	23520	
55	0	10421	01327	
56	0	52525	06225	
57	02	52525	25343	
60	10	0	271	
61	17	77777	77777	
62	20	0	0	
63	77	77777	77607	-120
64	0	0	53	43
65	0	0	44	36
66	13	5620	57737	(LN 2)/2 scaled 35
67	26	13441	37677	LN 2 scaled 35
70	0	1	0	
71	17	10000	0	
72	0	0	117	
73	45	45471	23406	CR CR ↑ R U N
74	04	20121	20312	Δ E R R O R
75	04	57624	20445	Δ ↓ 5 . Δ CR
76	CA	EX107		Temporary

Square Root Routine (50051)

This routine is adapted from the USE subroutine, WFMRO4, Square Root - Single Precision Floating Point.

Given x , this routine computes $y(x) = \sqrt{x}$ *

$$\text{with accuracy: } \left| \frac{y(x) - \sqrt{x}}{\sqrt{x}} \right| \leq 2^{-27}$$

where x ranges: $0 \leq x < 2^{127}$

The numerical method is by Newton-Raphson approximation.

*Approximation

Square Root Routine (50051)

	IA	SQ		
	0	50051	63	Cw; no. of words on tape
	0	0	50	No. of lines for address modification
	0	0	5	No. of unmodifiable constants
	0	0	1	No. of inputs
	0	0	1	No. of outputs
	65	53546	60101	SQRT
SRO	MJ	0	SR5	Entry
1	RJ	30000	30000	
2	MJ	0	30000	Exit
3	0	0	0	Out
4	0	0	0	In X
5	TP	SR4	A71	
6	SJ	SR7	SR14	
7	TP	SR45	SR52	Set index
10	TP	SR43	50002	} RUN ERROR 6 (SQRT X or X < 0)
	10	0	3	
11	TP	SR44	50002	
	10	0	4	
12	RJ	50002	50002	
	10	2	0	
13	MS	0	SR2	
14	LT	10	SR4	} If characteristic is odd (even), form and store $y = 2u$ (u), scaled 35
15	TP	A	Q	
16	QJ	SR17	SR20	
17	SA	A	0	
20	TP	A	SR3	} If X = 0, SQRT X = 0
21	ZJ	SR22	SR2	
22	SP	A	0	
23	SA	SR46	37	} First approximation is $(y + (2 \text{ Root } 2 - 1) / 2) / 2$ scaled 31
24	LT	0	SR52	
25	SP	SR3	33	
26	DV	SR52	A	} Newton-Raphson Iteration
27	AT	SR52	SR52	
30	SP	SR3	35	
31	DV	SR52	A	
32	AT	SR52	SR52	
33	SP	SR3	37	
34	DV	SR52	A	
35	AT	SR52	SR3	
36	SP	SR4	0	
37	SA	SR5	33	
40	NP	SR3	A	} Form characteristic of Root X
41	TP	SR3	Q	
42	MJ	0	SR2	Pack and exit
43	0	SR47	3	Parameter for RUN ERROR 6
44	0	SR52	SR52	Index address
45	0	0	117	
46	35	20236	31500	$(2 \text{ Root } 2 - 1) / 2$, scaled 35

47	45	45471	23406
50	04	20121	20312
51	04	57664	20445
52	CA	SQ63	

CR CR ↑ R U N
Δ E R R O R
Δ ↓ 6 . Δ CR
Temporary

Floating-Point Conversion & Print-Out (50062)

Purpose

To convert to decimal, and print out on-line, a binary floating-point number, with a carriage return depending on the contents of a specified index.

Calling Sequence

a	TP	L(Number)	CV3
+1	TP	L(Parameter)	CV4
+2	RJ	CV2	CV
+3		Control returned here.	

The parameter is the same as "Parameter 2" described in the Flex-print routine.

Storage

176 ₈	orders and constants.
5	erasable locations.

Floating Point to Decimal Print Routine (50062)

	IA	VC		
	0	50062	204	Call word; no. of lines prelude + routine
	0	0	142	No. of lines for address modification
	0	0	34	No. of unmodifiable constants
	0	0	2	No. of inputs
	0	0	0	No. of outputs
	31	46662	67066	Name (FLTCVT)
CV0	MJ	0	CV5	Entrance
1	RJ	30000	30000	
2	MJ	0	[30000]	Exit
3	[0]	30000	30000	Quantity for conversion
4	[0]	30000	30000	Line index address
5	PR	0	CV10	Shift down
6	TU	CV4	CV134}	
7	TV	CV4	CV136}	Set up line index address
10	TP	CV3	A57	Quantity \rightarrow A
11	ZJ	CV15	CV12	Zero?
12	PR	0	CV163	Yes Print Zero
13	RJ	CV137	CV134	Go count
14	MJ	0	CV2	And out
15	TP	CV142	CV176	Zeroize dec. exp. store
16	TM	A	Q56	$ q \rightarrow Q$
17	SJ	CV20	CV22	Negative?
20	PR	0	CV16	Yes, print - sign
21	RJ	CV137	CV134	Count
22	SP	Q	0	$ q \rightarrow A$
23	TJ	CV146	CV32	Test v. MIN. Jump if too small
24	TJ	CV151	CV36	Test v. MAX,+ 1. Jump if O.K.
25	FD	A	CV150	Too big, divide by 10
26	RA	CV176	CV162	Increase dec. exp. by 1
27	SP	Q	0	
30	TJ	CV150	CV36	Test v. 10. If < , then O.K.
31	MJ	0	CV25	
32	FM	A	CV150	Too small, so multiply by 10
33	RS	CV176	CV162	Decrease exponent by 1
34	SP	Q	0	
35	TJ	CV147	CV32	If < 1, back again
36	TP	A	CV177	O.K., in scale now. Send to erasable
37	UP	CV177	A42	Characteristic \rightarrow A
40	SS	CV145	55	$C - 119 \rightarrow A_V$
41	TV	A	CV42	
42	SP	CV177	[0]	Position point between A_L, A_R
43	TP	A	CV177	Save fractional part
44	LT	0	A4	Integral part $\rightarrow A_R$
45	TP	CV143	CV200	8 \rightarrow index, as 9 digits wanted (in ALL)
46	ZJ	CV52	CV47	Integral part zero?
47	PR	0	CV163	Yes, so print
50	RJ	CV137	CV134	Count
51	MJ	0	CV57	Jump to process fractional part

52	TU	CV140	CV116	Non-zero integral part. Start dividing by 10^8	
53	TP	CV143	CV201	9 powers of 10 to be used ($\therefore 8 \rightarrow$ index)	
54	RJ	CV127	CV113	Go convert	
55	TP	CV200	A20	} Now if digit index -ve, no fractional part wanted and if so, out	
56	SJ	CV2	CV57		
57	PR	0	CV37	Otherwise, print decimal point	
60	RJ	CV137	CV134	Go Count	
61	SP	CV177	2	4f	
62	ZJ	CV63	CV72	Zero?	
63	SA	CV177	1	No, then digit formed in A_L	
64	TP	A	CV177	Preserve remainder	
65	LT	0	A45	Digit to A_R	
66	AT	CV12	CV67	Form print order	
67	[Q	30000	30000]		
70	RJ	CV137	CV134	Count.	
71	IJ	CV200	CV61	Back for 9 digits in all	
72	TP	CV176	A	How about decimal exponent?	
73	ZJ	CV74	CV2	If zero, out.	
74	PR	0	CV44	Print space	
75	RJ	CV137	CV134	Count	
76	PR	0	CV55	Print E	
77	RJ	CV137	CV134	Count	
100	PR	0	CV44	Print space	
101	RJ	CV137	CV134	Count	
102	TP	CV176	A	Exp \rightarrow A again	
103	SJ	CV104	CV107	Sign?	
104	PR	0	CV16	Negative, so print	
105	RJ	CV137	CV134	Count	
106	TM	CV176	A	$ \text{exp} \rightarrow$ A	
107	TU	CV141	CV116	Start dividing with 10^1	
110	TP	CV162	CV201	2 powers of 10 (no matter about no. of digits printed)	
111	RJ	CV127	CV113	Convert exponent	
112	MJ	0	CV2	And out.	
Integer conver- sion	113	TP	A	Int \rightarrow working store	
	114	TP	CV132	CV122	Set switch to suppress leading zeros
	115	SP	CV202	0	Prepare to divide
	116	DV	[30000]	Q	Divide by 10^n
	117	TP	A	CV202	Save remainder
	120	RA	CV116	CV175	Modify divisor address
	121	SP	Q	0	Examine quotient
	122	[Q	30000	30000]	ZJ ; AT CV123
	123	[Q	30000	30000]	PR 0
	124	RJ	CV137	CV134	Count across line
	125	RS	CV200	CV162	Count 1 output digit
	126	IJ	CV201	CV115	Count 1 power 10
	127	MJ	0	[30000]	Exit

130	TP	CV133	CV122	}	Set switch to commence printing
131	MJ	0	CV122		
132	ZJ	CV130	CV126	}	Instructional constants
133	AT	CV12	CV123		
134	IJ	[30000]	CV137		Count down on line index
135	PR	0	CV65		Carriage return
136	TP	CV144	[30000]		Reset index
137	MJ	0	[30000]		And out
140	0	CV152	0		Address of 10^8
141	0	CV161	0		Address of 10^1
142	0	0	0		Zero
143	0	0	10		8
144	0	0	117		79
145	16	70000	0		119 in ch. field
146	DE	$1.0 \wedge -1 \wedge F$			Min.
147	DE	$1.0 \wedge 0 \wedge F$			1
150	DE	$1.0 \wedge 1 \wedge F$			10
151	DE	$1.0 \wedge 9 \wedge F$			Max. +1
152	0	5753	60400		10^8
153	0	461	13200		10^7
154	0	36	41100		10^6
155	0	3	03240		10^5
156	0	0	23420		10^4
157	0	0	1750		10^3
160	0	0	144		10^2
161	0	0	12		10^1
162	0	0	1		10^0
163	0	0	37	}	Flex codes
164	0	0	52		
165	0	0	74		
166	0	0	70		
167	0	0	64		
170	0	0	62		
171	0	0	66		
172	0	0	72		
173	0	0	60		
174	0	0	33		
175	0	1	0		
176	CA	VC204			Dec. exponent } Working space
177					Fractional part }

"Inner" List Routine (50077)

Purpose

- Either: - To convert a binary floating-point number to decimal XS3 form, and insert in buffer
- Or: - To convert a binary fixed-point number to decimal XS3 form, and insert in buffer
- Or: - To test buffer for contents, and if anything there, to dump buffer onto tape, clearing out buffer afterwards.

Calling Sequence

- 1) To empty buffer onto tape (only after some other usage)

α RJ IW3 IW2
+1 ← Control returned here →

- 2) To write a floating-point number (n)

α TP L(n) A
+1 RJ IW3 IW
+2 ← Control returned here →

- 3) To write a fixed-point number (i)

α TP L(i) A
+1 RJ IW3 IW1
+2 ← Control returned here →

Initialization

Before the first usage of this routine, we must have:

TV BI IW121

where BI_V holds the address in the buffer of the first word to be written into. Each word in binary, when converted, occupies four words in the List buffer. Each List sentence will use this routine from 1 to 5 times, each time it is referenced. After the initializing order above, words will be sequentially written in the buffer (thus occupying, at most, one blockette). After all

such references in one List sentence coding, we must increment BI (the buffer index) so that the next reference starts in the next blockette (i.e., - next line) at the correct point.

For 1 variable, increment BI by 4

For 2-5 variables, increment BI by 20_{10}

When this has been done, test the index to see if the buffer needs to be emptied. (Test with BF165, where BF is initial address of buffer). After any emptying, reset BI, in the case of 2 to 4 variables, in order to space the XS3 correctly in the middle of the paper.

For 2 variables, increment BI by 6

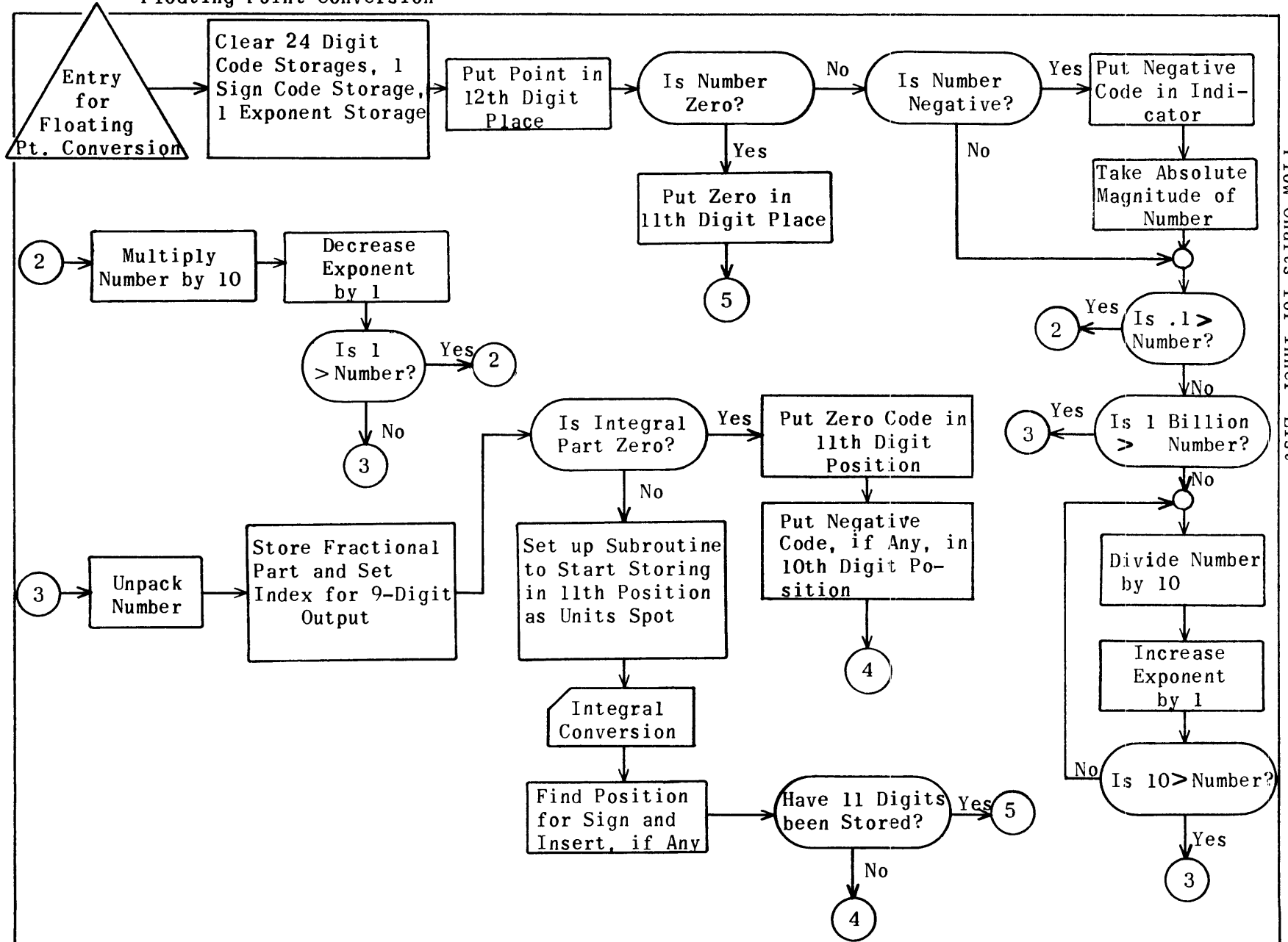
For 3 variables, increment BI by 4

For 4 variables, increment BI by 2

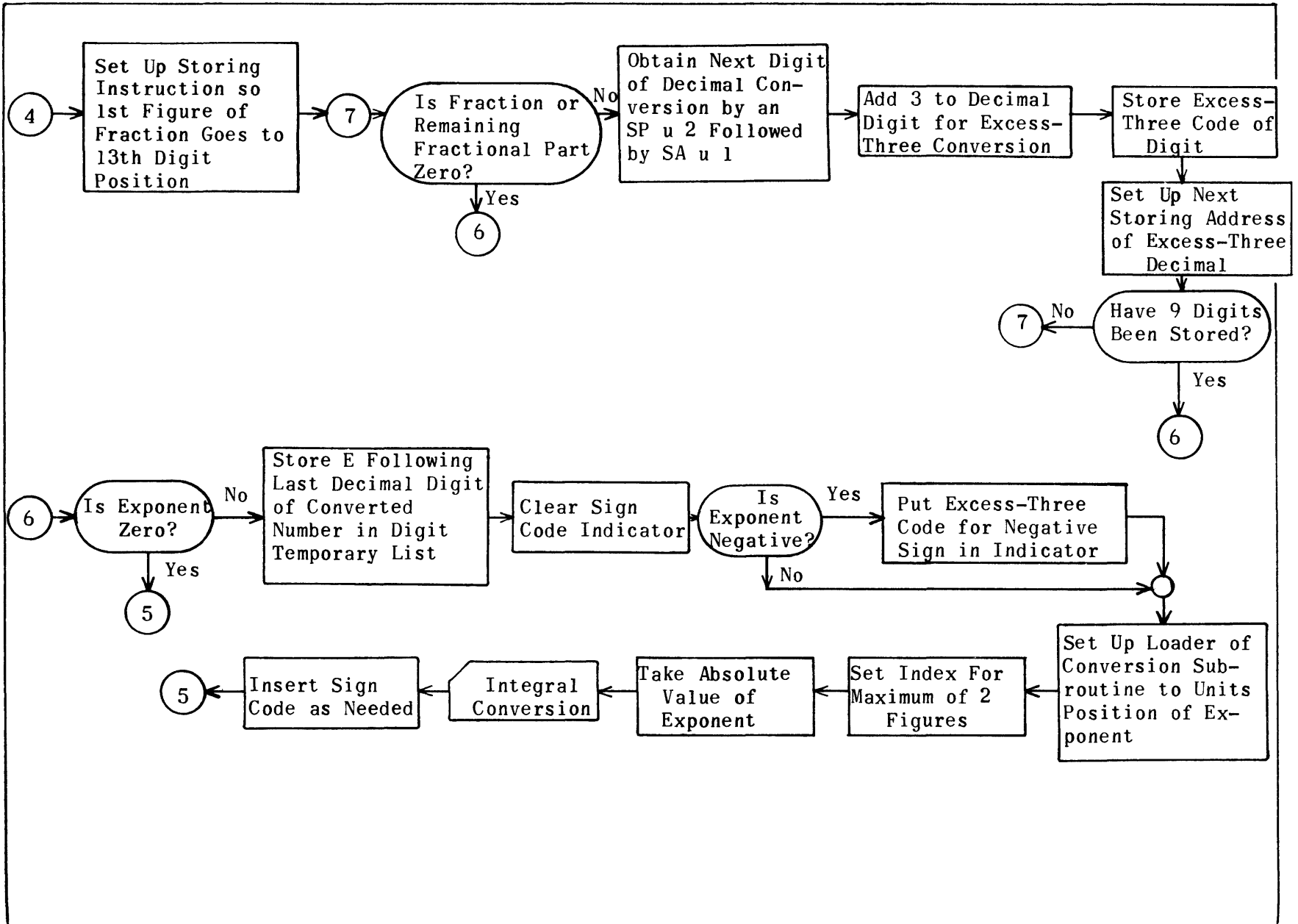
For 1 and 5 variables, writing starts at the left side of the paper.

In addition, fixed location TN should hold the current tape number.

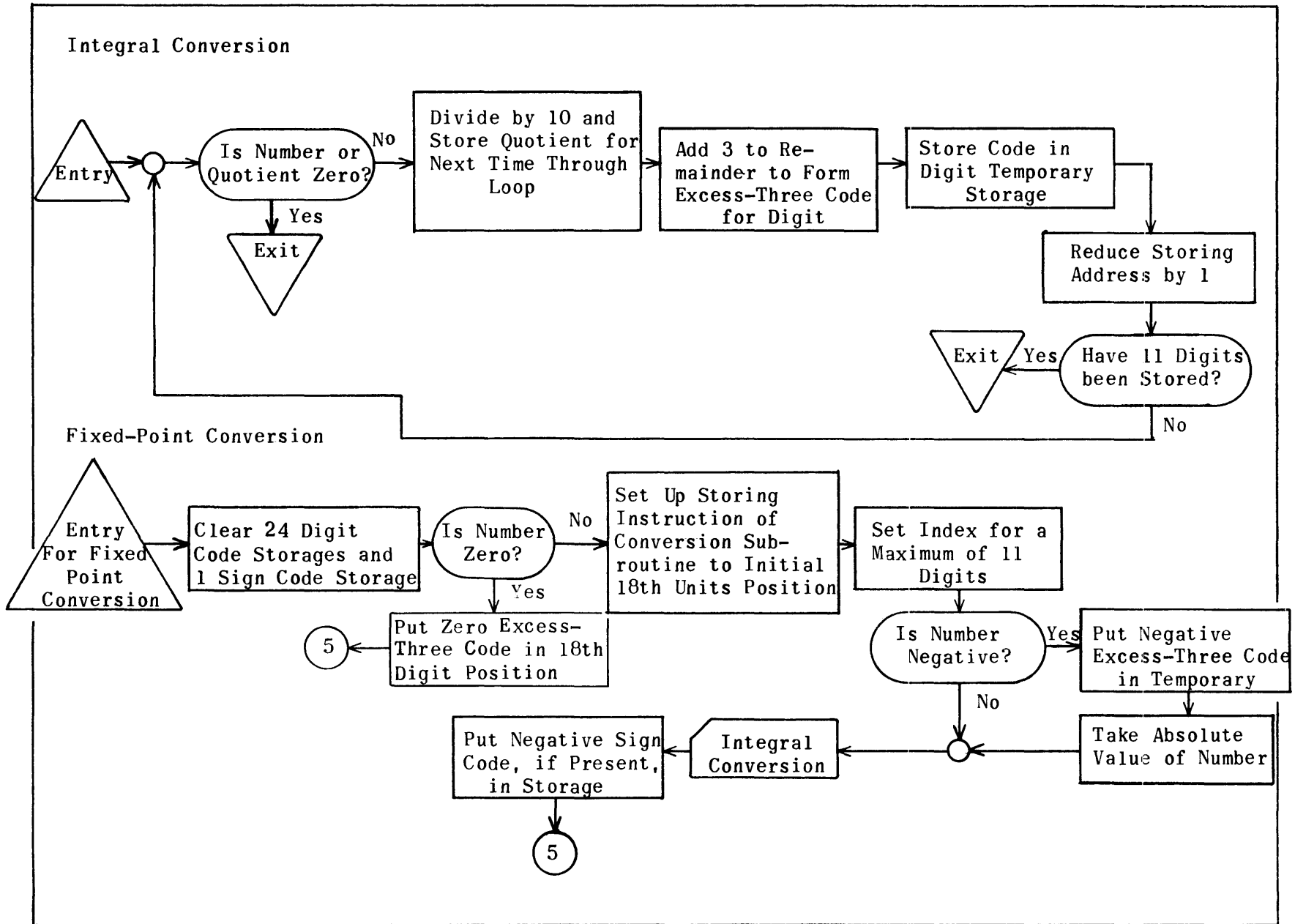
Floating-Point Conversion



Flow Charts for Inner List

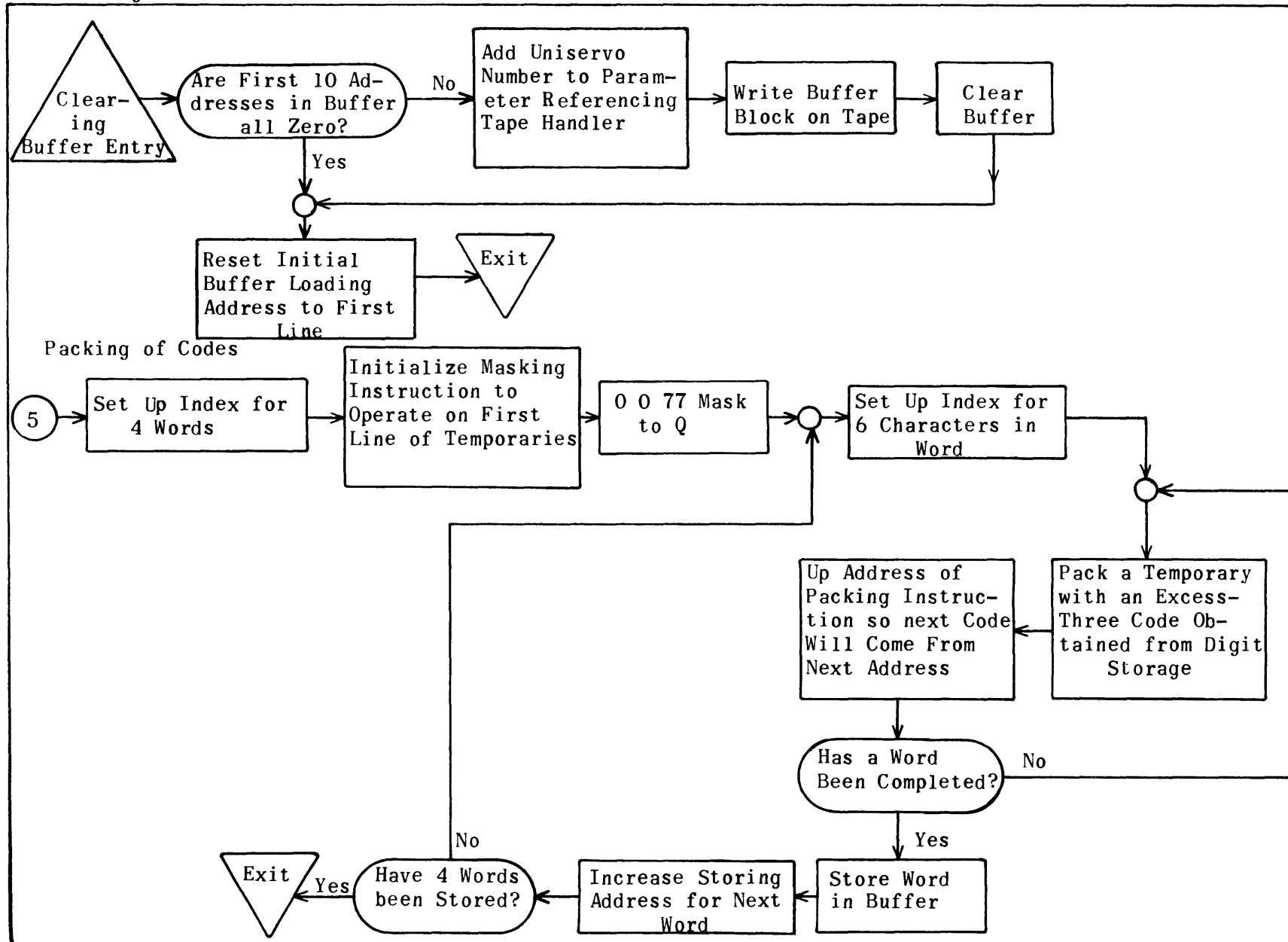


Flow Charts for Inner List (Cont.)



Flow Charts for Inner List (Cont.)

Clearing Buffer



Flow Charts for Inner List (Cont.)

Inner List Routine (50077)

	IA	WI				
Prelude	{	0	50077	206	u is call word	
		0	0	157	v is number of words in routine plus prelude	
		0	0	21	Number of lines for address modification	
		77	77777	77775	Number of unmodifiable constants	
		0	0	0	Number inputs (-2 for Processor)	
IW	{	46	34656	65450	Number outputs	
		0	MJ	0	IW4	Name (LISTRN)
		1	MJ	0	IW101	Entry for floating-point conversion
		2	MJ	0	IW125	Entry for fixed-point conversion
		3	MJ	0	30000	Entry for buffer emptying
		4	RP	10032	IW6	Exit
		5	TP	RV	TZ	
		6	TP	RV7	TZ13	Clear 24 digit code stores, one sign
		7	ZJ	IW12	IW10	code store, one exponent store
		10	TP	RV3	TZ12	Insert point code
		11	MJ	0	IW111	Quantity zero?
		12	SJ	IW13	IW15	Yes, insert zero code
		13	TP	RV2	TZ30	Go pack
		14	TM	A	A	Non-zero, test sign
		15	TJ	RV17	IW24	Negative, so note
		16	TJ	RV20	IW30	Test v. Min., jump if too small
		17	FD	A	RV16	Test v. Max. +1, jump if O.K.
		20	RA	TZ31	RV1	Too big, divide by 10
		21	SP	Q	0	Increase exponent by 1
		22	TJ	RV16	IW30	If now < 10.0, O.K.
		23	MJ	0	IW17	Otherwise, divide again
		24	FM	A	RV16	Too small, multiply by 10
		25	RS	TZ31	RV1	Decrease exponent by 1
		26	SP	Q	0	
		27	TJ	RV15	IW24	If > 1.0, O.K., otherwise back
		30	TP	A	TZ33	Now in range
		31	UP	TZ33	A	Biased char. → ACH
		32	SS	RV13	55	Position binary point between
		33	TV	A	IW34	
		34	SP	TZ33	30000	Save fractional part
		35	TP	A	TZ33	Integral part to A _R
36	LT	0	A	Set index to 8		
37	TP	RV5	TZ32	Or is integral part zero?		
40	ZJ	IW44	IW41	Yes, insert zero code		
41	TP	RV3	TZ12	Place sign in position		
42	TP	TZ30	TZ11	Go process fractional part		
43	MJ	0	IW51	Units position is 11th digit code store		
44	TV	IW41	IW143	Go convert integral part		
45	RJ	IW146	IW137	Find sign position		
46	TV	IW143	IW47	And insert it		
47	TP	TZ30	30000	If A < 0, no fractional digits (or exponent)		
50	SJ	IW111	IW51	1st fractional position is 13th digit		
51	TV	XE7	IW56	code store		

	52	SP	TZ33	2	
	53	ZJ	IW54	IW61	
	54	SA	TZ33	1	
	55	LT	44	TZ33	
	56	AT	RV3	30000	Form and
	57	RA	IW56	RV1	store code
	60	IJ	TZ32	IW52	
	61	TP	TZ31	A	Now process decimal exponent
	62	ZJ	IW63	IW111	
	63	TV	IW56	IW64	Find address for E
	64	TP	RV10	30000	Store E code
	65	TP	RV	TZ30	Clear sign code temp. store
	66	SJ	IW67	IW70	
	67	TP	RV2	TZ30	Note negative sign if wanted
	70	SP	IW64	0	
	71	SA	RV3	0	Units position of decimal exponent
	72	TV	A	IW143	is 3 beyond "E" store
	73	TP	RV1	TZ32	
	74	TM	TZ31	Q	1 to index
	75	RJ	IW146	IW140	Go count
	76	TV	IW143	IW77	
	77	TP	TZ30	30000	Insert sign code as required
	100	MJ	0	IW111	Jump to pack
Fixed-Point Con- version	101	RP	10031	IW103	Fixed-point entry. Clear 24 ₁₀ digit
	102	TP	RV	TZ	code stores and 1 sign code store
	103	ZJ	IW106	IW104	Quantity zero
	104	TP	RV3	TZ21	Yes, so note
	105	MJ	0	IW111	Jump to pack
	106	RJ	XE6	XE	Patch correction
	107	TV	IW143	IW110	Negative sign in excess three
	110	TP	TZ30	30000	added, if number is negative
	111	TP	RV3	TZ32	3 to 1st index
	112	TU	XE7	IW116	Initialize
	113	TP	RV11	Q	Mask → Q
	114	TP	RV4	TZ30	5 to 2nd index
	115	LA	TZ33	6	
Packing of Codes	116	QS	30000	TZ33	
	117	RA	IW116	RV12	
	120	IJ	TZ30	IW115	
	121	TP	TZ33	30000	Store one word in buffer
	122	RA	IW121	RV1	Increment buffer address
	123	IJ	TZ32	IW114	
	124	MJ	0	IW3	Jump to exit
	125	SP	RV	0	
	126	RP	20012	IW135	If 1st 10 stores not > 0, buffer empty,
	127	TJ	BF	IW130	so out (but index may be at BF+n)
	130	SP	TN	17	Tape number to u of A
Clear Buffer	131	AT	RV14	GT3	Send parameter to GTH and write
	132	RJ	GT2	GT	block on tape
	133	RP	10171	IW135	Clear buffer
	134	TP	RV	BI	
	135	TV	RV14	BI	Reset buffer index
	136	MJ	0	IW3	Out

Integer Conversion	137	TP	A	Q	Integer → Q
	140	SP	Q	0	
	141	ZJ	IW142	IW146	
	142	DV	RV6	0	Divide by 10
	143	AT	RV3	30000	Form and store code
	144	RS	IW143	RV1	
	145	IJ	TZ32	IW140	
Correction Patch for Fixed-Pt. Numbers	146	MJ	0	30000	Exit
	XE0	TV	IW104	IW143	No, units position is 18th temp. store
	1	TP	RV6	TZ32	Set index to 10 ₁₀
	2	SJ	XE3	XE5	Is number negative?
	3	TP	RV2	TZ30	Yes, put XS3 code in temporary
	4	TM	A	A	Take absolute value of number
	5	RJ	IW146	IW137	Go convert
RV Constants	6	MJ	0	30000	
	7	0	TZ	TZ14	u is beginning address of temporaries v is location of period for floating pt.
	0	0	0	0	
	1	0	0	1	
	2	0	0	2	Negative code
	3	0	0	3	
	4	0	0	5	
	5	0	0	10	
	6	0	0	12	
	7	0	0	22	Code for period
	10	0	0	30	Code for E
	11	0	0	77	
	12	0	1	0	
13	16	70000	0	119 in ch. field	
14	74	20100	1005	GTH code	
15	DE	1.0	0 F	1.0	
16	DE	1.0	1 F	10.	
17	DE	1.0	-1 F	0.1 (Min.)	
20	DE	1.0	9 F	Max. + 1	
	CA	WI206			

Explanation of Temporaries Used

TZ-TZ27 are used for storing the XS3 codes of the 4 words resulting from any one number that is listed by the routine. Signs, decimal digits, and the exponent letter E are stored here. If the number is floating-point, the units position is TZ12 and a period is put in TZ13. The fractional part of a floating-point number starts at TZ14. If the number is fixed-point, the units position is TZ21.

- TZ30 { Minus XS3 code is stored here, as needed.
 { Holds index for packing 6 characters in a word.
- TZ31 Exponent of floating-point numbers that are to be expressed
 in scientific notation is built up here.
- TZ32 { Index for 9 digits of fractional part of floating-point number.
 { Index for possible two digits of an exponent.
 { Index for 4-word output of any one input number.
 { Index for maximum 11 decimal digits of an output number.
- TZ33 { Floating-point number in a certain range put here temporarily.
 { Fractional part of floating-point number put here
 as it is converted to decimal form.
 { Output words of any number are built up here prior to insertion
 in the Output Buffer of the List routine.

"Inner" READ Routine (50100)

Purpose

Either: To position data tape to beginning of required data

Or: To extract one word of decimally coded data from tape, and convert to binary floating point.

Calling Sequence

1) Tape positioning	α	TP	L(Variable Name)	IN1
	+1	RJ	IN	IN2
	+2	Abnormal "end of data" return		
	+3	Normal return, with tape positioned		

$\alpha + 2$ will hold a MJ instruction. If READ is of type including "IF END OF DATA JUMP TO SENTENCE---", then the appropriate sentence CW is filled into v. Otherwise, we have MJ 0 α , i.e., to return to beginning of data, and commence extraction over again.

2) Data Extraction	α	RJ	IN	IN3
	+1	TP	Q	[?] Normal return, word in Q
	+2	[RA	
	+3		IJ	
	+4	Abnormal return, insufficient data		

If the routine is referenced enough times to cause the tape to move onto the next data set, an alarm stop is met. If START is hit, remainder of array is filled in with zeros, and exit is made at $\alpha + 4$.

Initialization

None as such, but FX and FX1 must hold the initial location of the data index, and j n, n describing it, respectively.

Storage

606₈ orders, constants, and temps
+ 170₈ word buffer (which is termination buffer)
+ 2 fixed locations.

Note: This routine includes the XS3 to Floating-Point conversion routine from GGO-CF16. (See Section III,3-Translation Subroutines.)

A Note on the Mechanism of Tape Positioning

The "data index" is read in and translated into the form shown in the accompanying diagram. When a variable is requested by generated READ coding, the index is searched to find this variable, and hence the "tape synonym." This is noted, and then scanning continued, to find the first "TAPE" - and hence the containing tape number, and hence the "indicator."

Now, at the start of the problem, the tapes are rewound, and "ΔDATAΔ" placed in the indicator. If this is seen, we scan the tape forward, searching for the required tape synonym. If not, we search the index again, to determine whether the "indicator" word can be found before the required synonym. If so, we scan the tape forward. If not, we scan backward. If the tape is at the extreme end, this also is signified by a special "indicator", and the tape scanned backward.

When positioning is completed, the synonym is placed in the indicator for this tape.

INDEX FORMAT AND DESCRIPTION

The necessary information to describe the data index is contained in two (running) fixed locations:

FX	0	L	L
+1	0	J,n	n

Where L is the initial location of the index, J = 2, and n = number of locations occupied.

Format

I X	V _{t₁,1}
+1	S _{t₁,1}
+2	V _{t₁,2}
+3	S _{t₁,2}
+4	V _{t₁,3}
⋮	S _{t₁,3}
etc	T A P E
	0000000000t ₁
	i _{t₁}
	V _{t₂,1}
	S _{t₂,1}
	V _{t₂,2}
	S _{t₂,2}
	T A P E
	0000000000t ₂
	i _{t₂}
	⋮
	etc.

Where: V represents the name of the variable as referenced in the program

S represents the synonym for this data, as actually written on tape

t represents the octal tape number containing all preceding information, back as far as the previous "TAPE" word

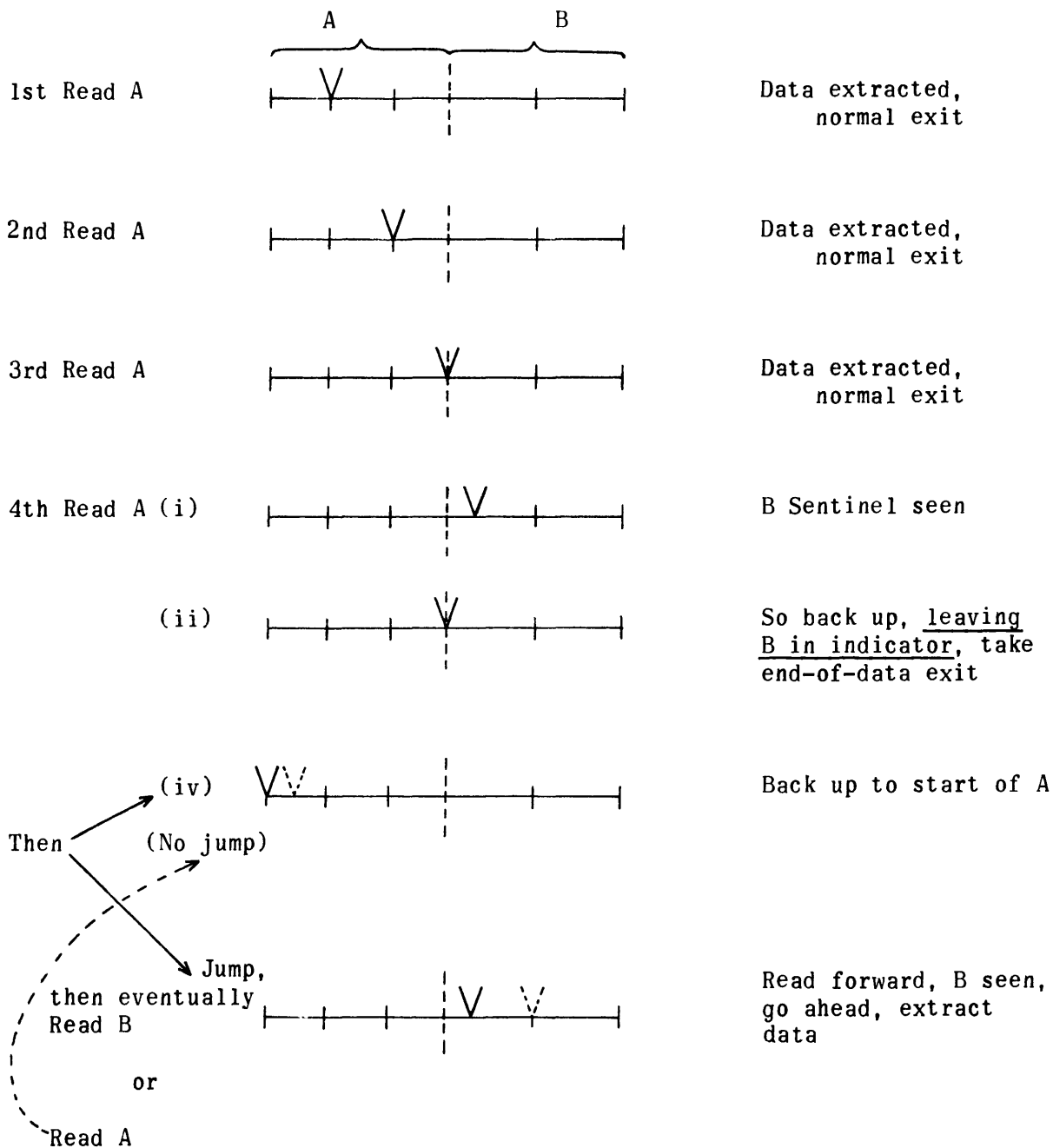
i_t represents the tape synonym of the data last read in from tape t.

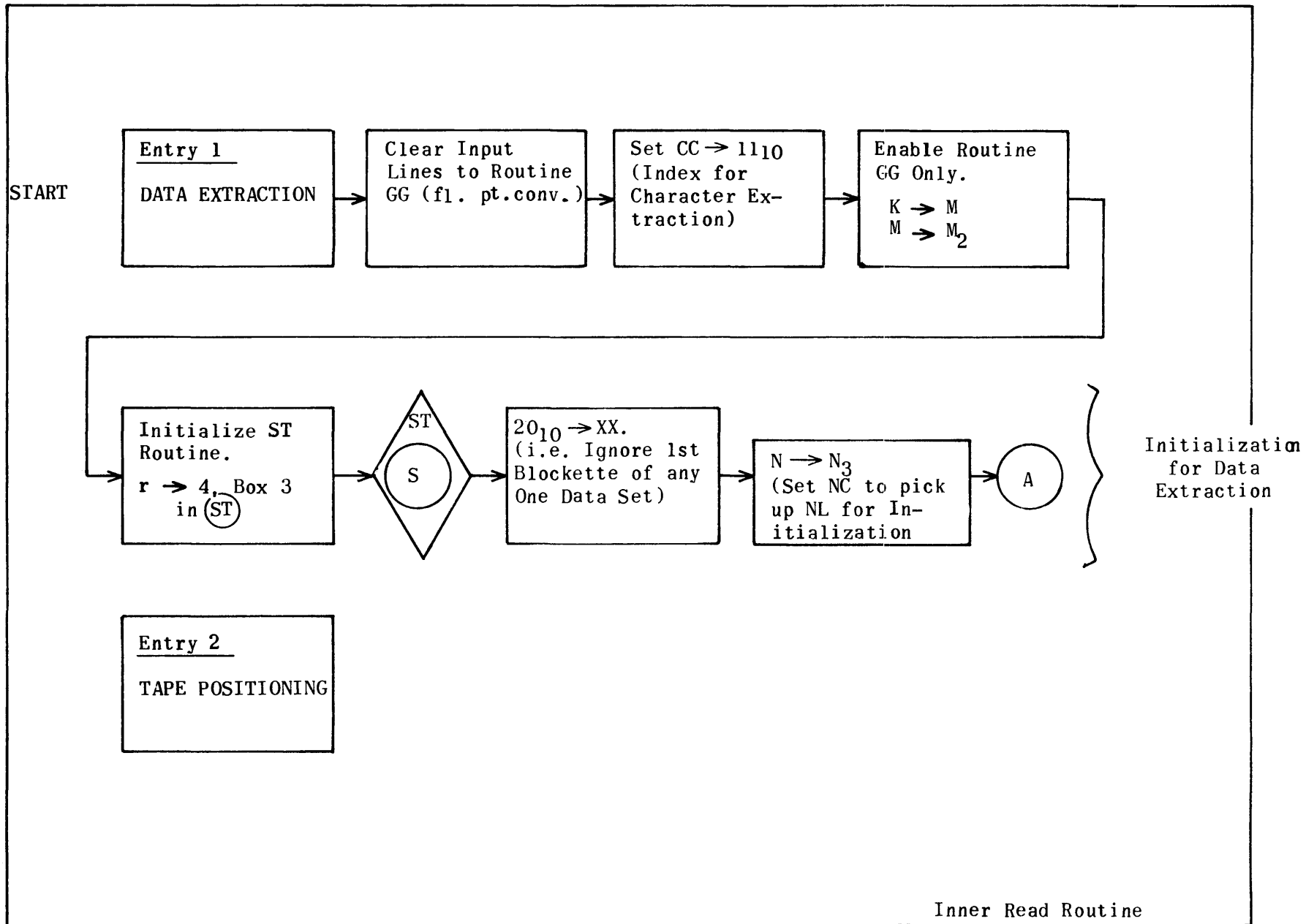
(N.B. This word may also hold "ΔDATAΔ", indicating that this tape is rewound, OR, "ΔENDΔ0", showing that the tape is at the end of all information written thereon.)

V's will be XS-3 coded, pushed to the left of the word, and filled with 77's. S's will be XS-3 coded, pushed to the right of the word, and filled with space symbols.

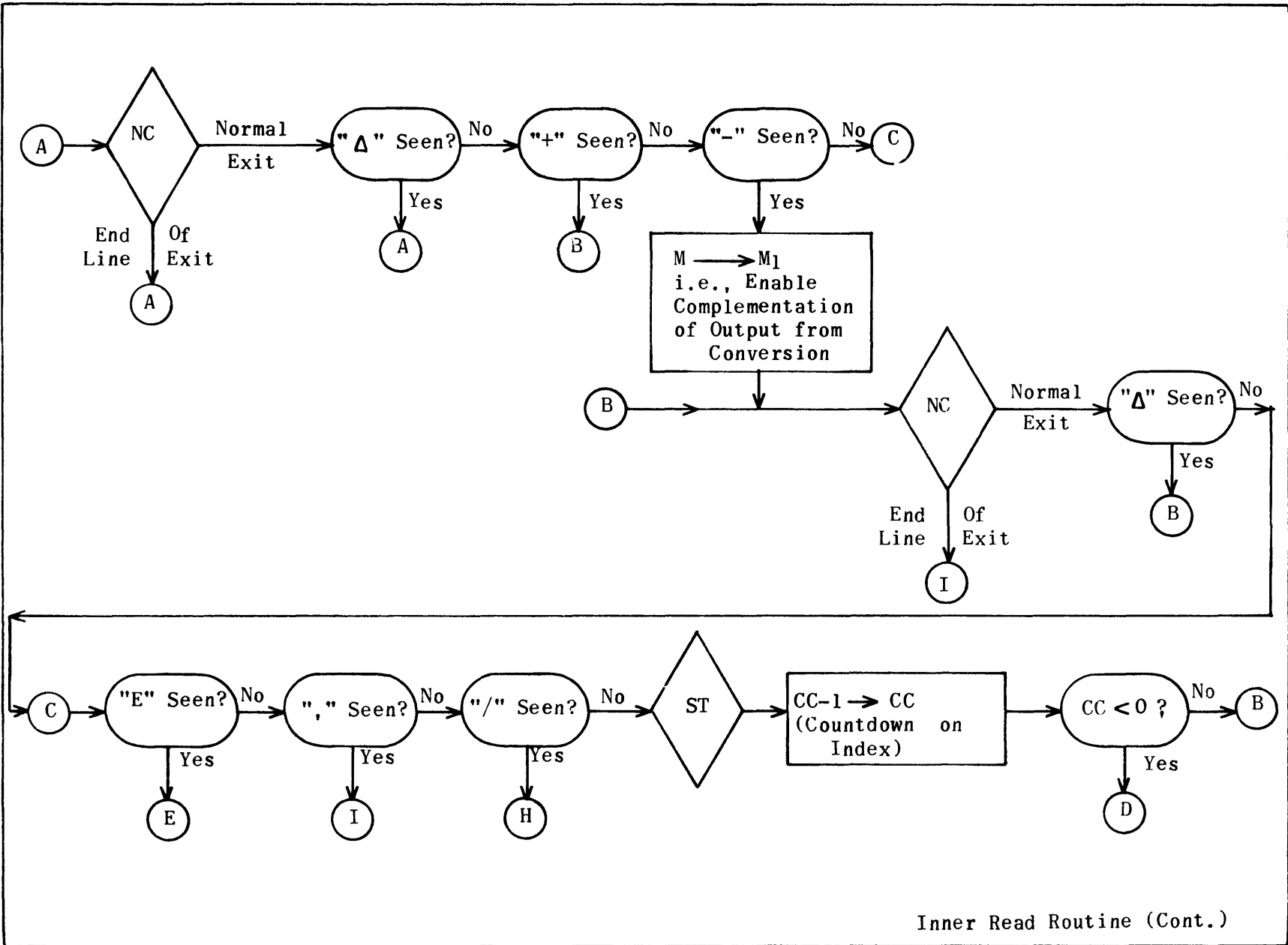
"End of Data" Procedure

This example shows three sets of A, each of two blocks, followed by two sets of B, each of three blocks.

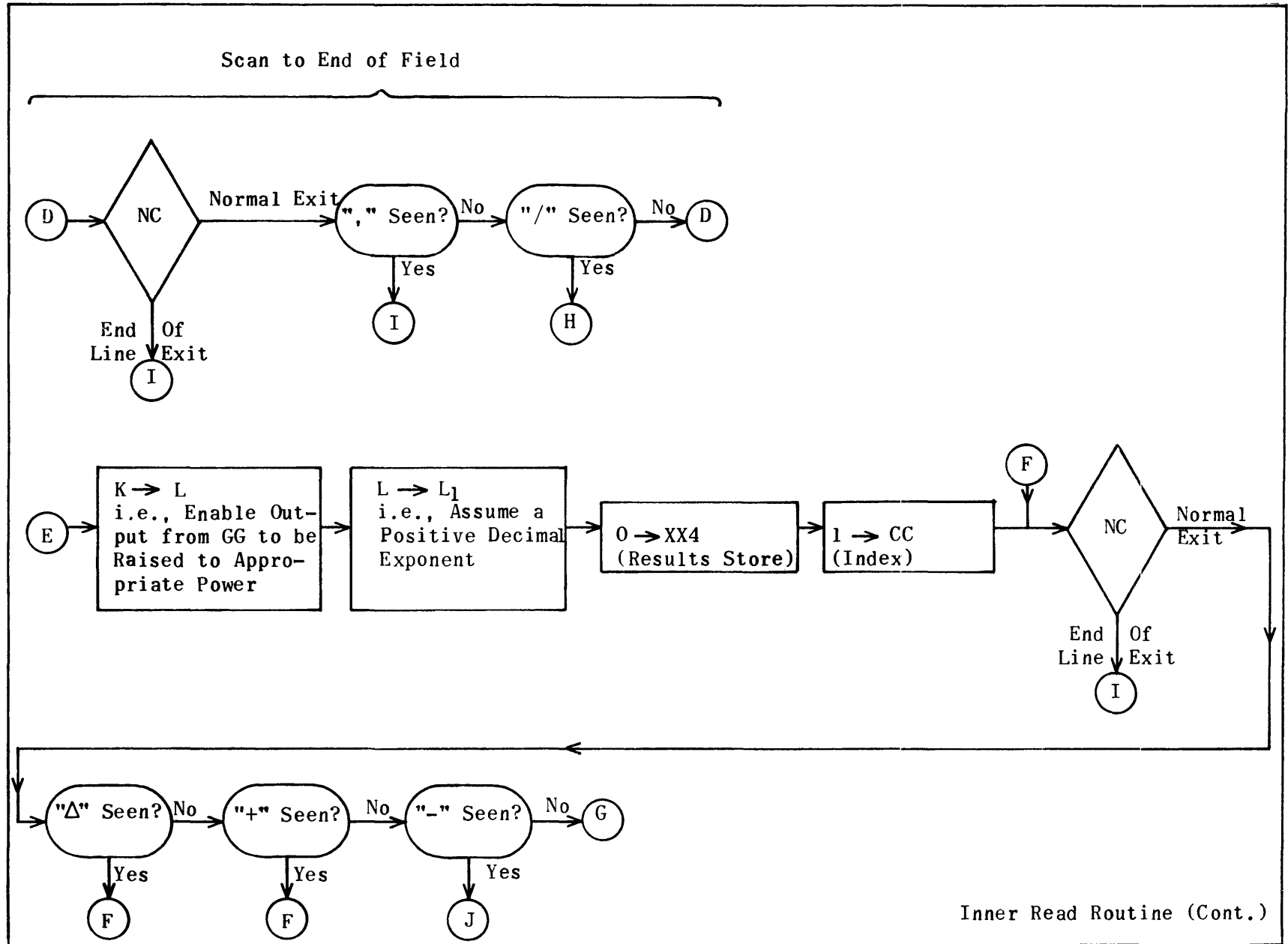




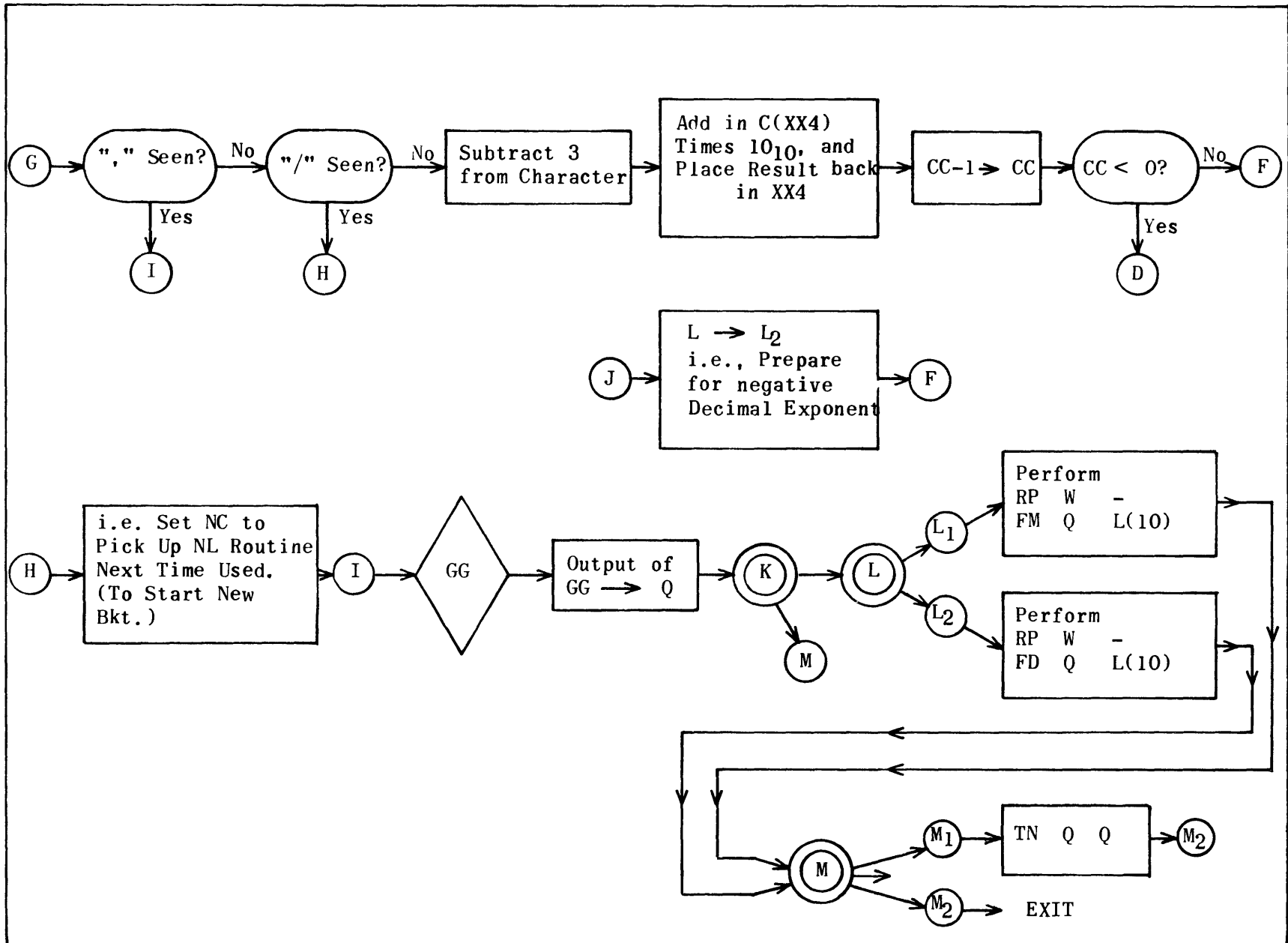
Inner Read Routine



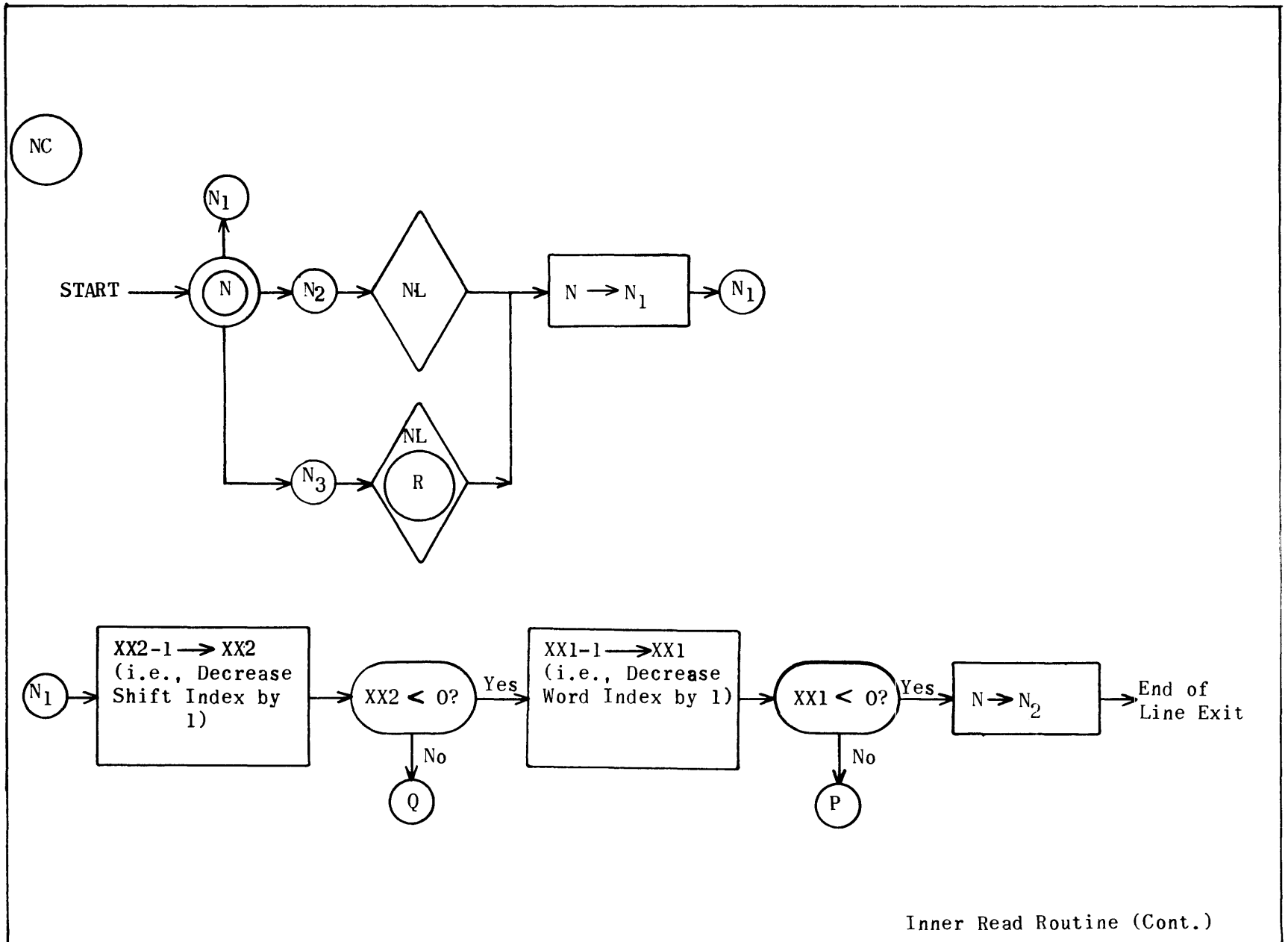
Inner Read Routine (Cont.)

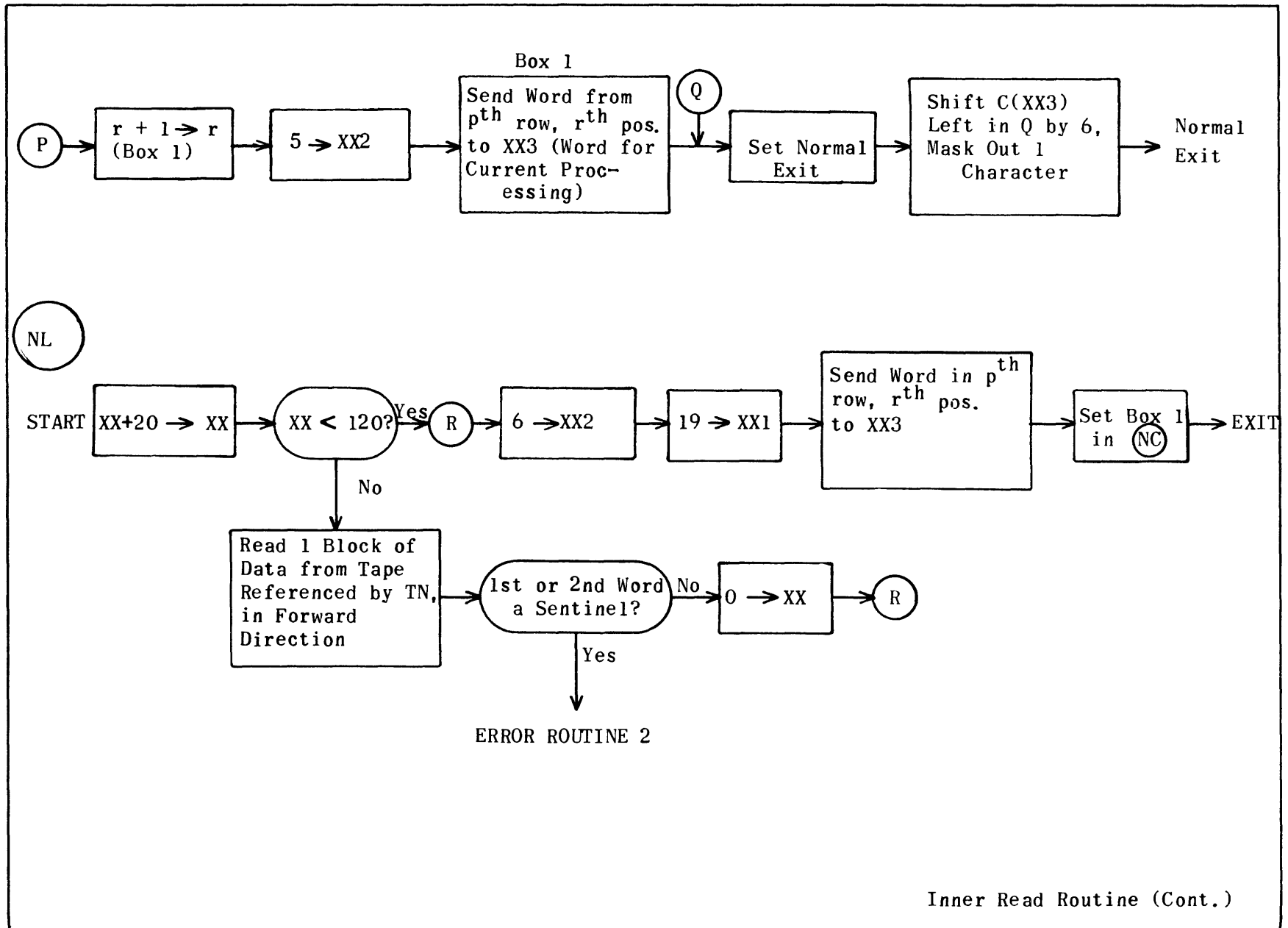


Inner Read Routine (Cont.)

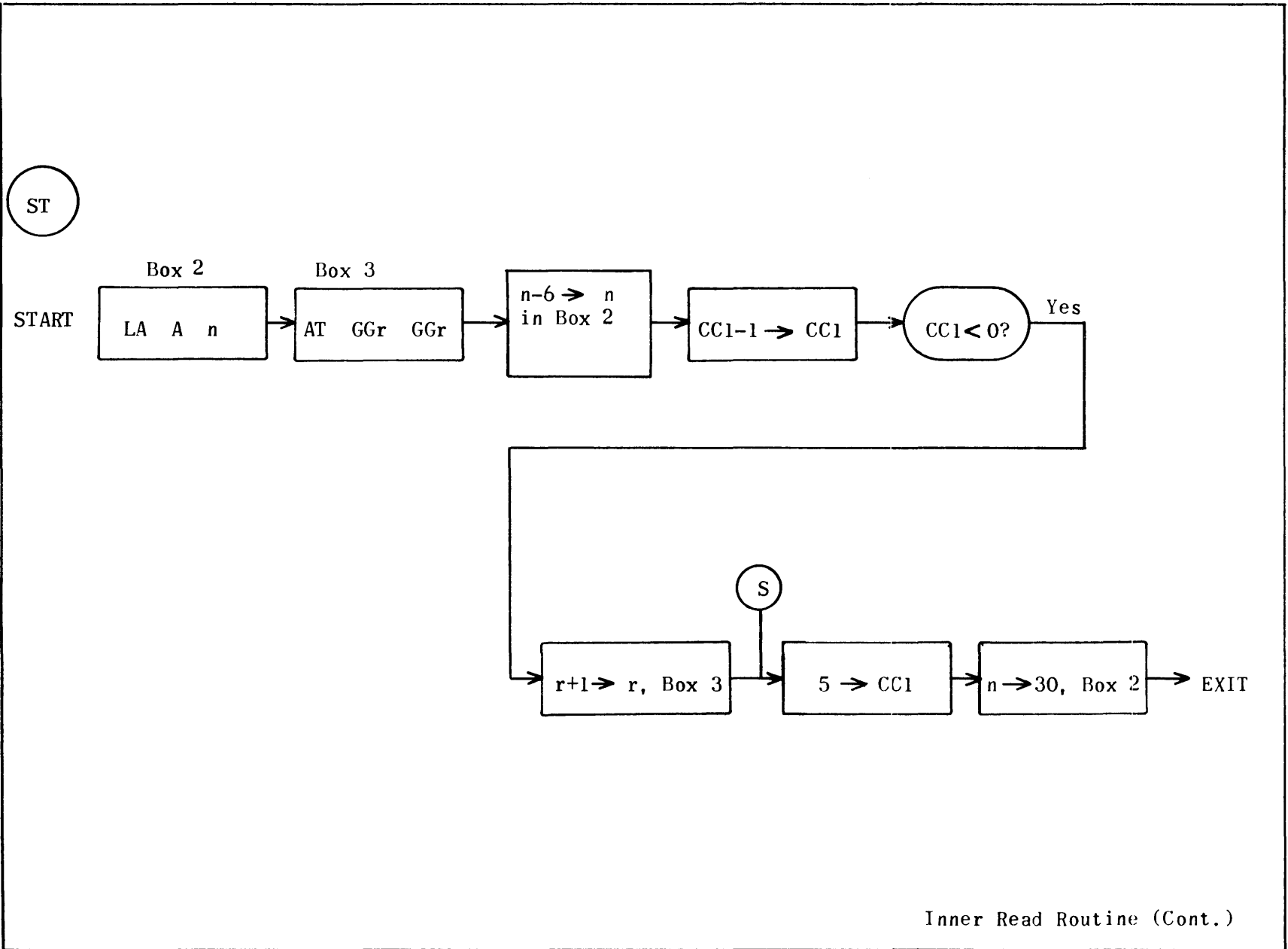


Inner Read Routine (Cont.)





Inner Read Routine (Cont.)



Inner Read Routine (Cont.)

"Inner" Read Routine (50100)

	IA	NI		
	0	50100	557	Call word; no. of lines prelude & routine
	0	0	473	No. of lines for address modification
	0	0	56	No. of unmodifiable constants
	77	77777	77775	No. of inputs (-2 for Processor)
	0	0	0	No. of outputs
	54	30242	75450	Name (READRN)
INO	MJ	0	[30000]	Exit
1	[0	30000	30000]	Input line
2	MJ	0	PS	Entry for tape positioning
3	TP	CF13	GG4	Entry for data extraction
4	TP	CF13	GG5	Clear GG input lines
5	TP	CF3	CC	1 to ST word index (2 input lines only)
6	TV	DR56	DR53	Set switches for GG conversion only
7	TV	DR62	DR60	
10	TP	ST14	ST1	
11	RJ	ST12	ST10	Initialize ST
DRO	RJ	BM27	BM	Obtain one character
1	EJ	CF3	BM	Discard leading ^
2	EJ	CF22	BM	Discard E
3	EJ	CF20	DR6	If, } end line
4	EJ	CF23	DR6	If; }
5	MJ	0	DR11	O.K. - . or digit
6	TP	CF13	XX	Start new line
7	TP	CF13	XX1	
10	MJ	0	BM	Continue search for start
11	TJ	CF1	DR21	Start. - sign?
12	RJ	ST12	ST	No, digit, store
13	RJ	BM27	BM	Get next character
14	EJ	CF3	DR51	If ^, out
15	EJ	CF22	DR25	If E, go process exp.
16	EJ	CF20	DR47	If, } end line, out
17	EJ	CF23	DR47	If; }
20	MJ	0	DR12	Otherwise, go store
21	TV	DR64	DR60	- seen, enable complementation
22	RJ	BM27	BM	Discard any ^ between - and digits
23	EJ	CF3	BM	
24	MJ	0	DR15	E Seen, enable exponentiation
25	TV	DR63	DR53	
26	TP	DR65	DR57	Assume +ve exponent
27	TP	CF13	XX4	Zeroize exponent store
30	RJ	BM27	BM	Discard ^ between E and first exp.
31	EJ	CF3	BM	
32	TJ	CF1	DR45	character and - and 1st exp.digit
33	ST	CF1	Q	- sign?
34	SP	XX4	2	No, form exponent
35	SA	XX4	1	
36	AT	Q	XX4	
37	RJ	BM27	BM	Get next character

40	TJ	CF1	DR51	If ^ or - , out
41	EJ	CF20	DR47	If, } clear, out
42	EJ	CF23	DR47	If; } clear, out
43	EJ	CF21	DR51	If ., out
44	MJ	0	DR33	Otherwise, back
45	TP	DR66	DR57	- exp. secn. Set FD
46	MJ	0	DR30	
47	TP	CF13	XX	Zeroize shift index
50	TP	CF13	XX1	Zeroize word index
51	RJ	GG2	GG	Go convert
52	TP	GG3	Q	Output → Q
53	MJ	0	[3000Q]	
54	LA	XX4	17	[Exp] → A _u
55	TU	A	DR56	
56	RP	[0]	DR60	
57	[Q]	30000	30000	} Apply exponent
60	MJ	0	[3000Q]	
61	TN	Q	Q	
62	MJ	0	IN	And out
63	0	0	DR54	
64	0	0	DR61	
65	FM	Q	CF25	
66	FD	Q	CF25	
BM 0	IJ	XX	BM21	Jump on shift index
1	IJ	XX1	BM16	Jump on word index
2	IJ	XX2	BM13	Jump on line index
3	SP	TN	17	
4	AT	CF37	GT3	} Read one block (forward)
5	RJ	GT2	GT	
6	TP	CF26	A	Z → Z → A
7	EJ	BF	EP5	} If Sentinel, go to probable error routine. (It will be necessary to back up tape)
10	EJ	BF1	EP5	
11	TP	CF2	XX2	5 to line index
12	TP	BM21	XX3	Initialize to BF
13	TU	XX3	BM16	
14	RA	XX3	CF17	Inc. by 20 (u)
15	TP	CF23	XX1	19 ₁₀ → word index
16	TP	[3000Q]	BF	
17	RA	BM16	CF4	Inc. by 1 (u)
20	TP	CF2	XX	5 → shift index
21	LQ	BF	6	} Extract 1 frame
22	QT	CF	A	
23	EJ	CF13	BM	If 00 (i) discard
24	TJ	CF24	BM27	If < 158, O.K.
25	RP	20004	BM	} ≥ 15 - check for permitted , . ; E otherwise reject
26	EJ	CF20	BM27	
27	MJ	0	[3000Q]	Exit
ST 0	[0]	30000	(30000)	LA A n (or MJ 0 ST12)
1	[0]	(30000)	(30000)	AT GGr GGr
2	RS	ST	CF27	Decrease shift by 6
3	IJ	CC1	ST12	Count down on character index
4	IJ	CC	ST7	Insure not more than two words of input

	5	TP	ST6	ST	Yes, set entrance skip
	6	MJ	0	ST12	And out
	7	RA	ST1	CF30	Augment u and v, to input 2nd line
	10	TP	CF2	CC1	Reset index to 5
	11	TP	ST13	ST	Reset 1st instruction
	12	MJ	0	[30000]	Exit
	13	LA	A	36	Constant
	14	AT	GG4	GG4	Constant
PS	0	TU	FX1	SC	Set up RP
	1	TU	FX	SC1	Set up EJ
	2	TP	IN1	A	Variable required
	3	RJ	SC7	SC	
	4	TP	A	CC	Store synonym of variable requested
	5	TP	SC6	CC1	Save order containing syn. address (TP L (syn) A)
	6	LQ	Q	17	
	7	TU	Q	SC	Set up RP for continued scan
	10	TU	SC6	SC1	Set up EJ for continued scan
	11	TP	CF33	A	" ^ ^ TAPE" → A
	12	RJ	SC7	SC	
	13	TP	A	TN	Note tape number
	14	RA	SC6	CF4	Form address of indicator
	15	TU	A	PS25	And set up order
	16	SS	CC1	0	
	17	SA	CF41	0	Add 17774 in "u", forming jn for repeat
	20	TU	A	PS31	
	21	RA	CC1	PS35	Increment by 2 in "u" field
	22	TU	A	PS32	
	23	LQ	PS25	Q25	
	24	TV	Q	TB6	Set up subroutine with address of indicator
	25	TP	[30000]	A	Indicator syn. → A
	26	EJ	CF34	PS33	= ^ DATA ^ ? (i.e., at start of tape?)
	27	EJ	CC	PS55	= Required Synonym?
	30	EJ	CF35	PS36	= ^ END ^ 0? (i.e., at end of tape?)
	31	RP	[0]	PS33	None of these. Scan from L(Syn) → L(TAPE)
	32	EJ	[30000]	PS36	If indicator scan, move backward; if not, forward
FORWARD	33	RJ	MF6	MF	Go read forward
	34	EJ	CF35	EP	Return here if Sentinel seen, but incorrect
	35	MJ	2	PS33	one. So test for end of tape, & if not carry on
	36	SP	TN	17	} Read 1 block backwards
	37	AT	CF40	GT3	
	40	RJ	GT2	GT	Read 1 block backwards
	41	RJ	TB11	TB	
	42	MJ	0	PS36	Return here if <u>no</u> Sentinel seen
	43	MJ	0	PS46	Return here if correct syn seen, so go test Set No.
	44	EJ	CF34	EP	Incorrect syn, check not start of tape
	45	MJ	0	PS36	
	46	SP	BF3	0	} Test for 1st set
	47	EJ	CF32	PS51	

	50	MJ	0	PS36	Not 1st set, so go back and read more
	51	SP	TN	14	Now move 1 block forward
	52	SA	CF36	0	Add in EF code
	53	EF	0	A	And execute
	54	MJ	0	PS57	Go to normal exit (modified)
INDIC=	55	RJ	MF6	MF	Read forward until next Sentinel
SYN	56	MJ	0	EP13	Incorrect syn;.,. end of data,.,. abnormal exit
	57	RA	IN	CF3	} Normal (modified) exit
	60	TP	CF13	XX	
	61	TP	CF13	XX1	Clear shift index
	62	TP	CF2	XX2	Clear word index
	63	TP	CF52	XX3	5 → line index
	64	MJ	0	IN	Erasable address store to BF24
	64	MJ	0	IN	And out
SC	0	RP	[0]	EP	} Scan index as specified
	1	EJ	[30000]	SC2	
	2	SN	Q	17	} And extract word following that sought
	3	SA	FX1	0	
	4	SA	FX	0	
	5	TU	A	SC6	
	6	TP	[30000]	A	
	7	MJ	0	[30000]	
MF	0	SP	TN	17	Exit
	1	AT	CF37	GT3	} Read in one block
	2	RJ	GT2	GT	
	3	RJ	TB11	TB	Go perform tests
	4	MJ	0	MF	No Z — Z Sentinel, read more
	5	MJ	0	PS57	Required synonym, go modify exit (as usual)
	6	MJ	0	[30000]	Incorrect synonym - exit
TB	0	TP	CF26	A	Z — Z → A
	1	RP	20002	TB11	} If <u>either</u> of 1st two words all Z's, accept test
	2	EJ	BF	TB3	
	3	RA	TB11	CF3	} Examine syn. of this data, and place in indicator
	4	AT	CF3	TB10	
	5	TP	BF2	A	= Required synonym?
	6	TP	A	[30000]	Exit 3
	7	EJ	CC	TB11	Exits 1 and 2
	10	[0]	30000	[30000]	} Data cannot be found on tape (DATA INDEX ERROR) (N.B. - tape may be mounted at this stage)
	11	MJ	0	[30000]	
EP	0	TP	EP4	Q	} Inadequate data. Set abnormal exit
	1	RJ	CF55	CF53	
	2	TP	IN1	Q	} Print out
	3	MS	0	PS	
	4	O	CF42	4	} Note data
	5	RA	IN	CF1	
	6	TP	EP12	Q	} Print out
	7	RJ	CF55	CF53	
	10	TP	IN1	Q	} Note data
	11	MS	0	EP13	
	12	O	CF46	4	} Back up tape 1 block
	13	SP	TN	14	
	14	SA	CF31	0	} Back up tape 1 block
	15	EF	0	A	
	16	MJ	0	IN	And exit

	.	.		} XS3 to Floating Point Conversion Routine GGO-CF16 used here (See Section III, 3-Translation Subroutines)	
	.	.			
	.	.			
CF	17	0	24	0	
	20	0	0	21	} XS3 codes (Also 19 ₁₀)
	21	0	0	22	
	22	0	0	30	
	23	0	0	23	
	24	0	0	15	
	25	DE	1.0Δ1ΔF		10 (floating pt)
	26	74	74747	47474	Z—Z
	27	0	0	6	
	30	0	1	1	
	31	02	14	1	Move backward one block
	32	01	65662	45466	Δ START
	33	01	66245	23001	Δ TAPE Δ
	34	01	27246	62401	Δ DATA Δ
	35	01	30502	70151	Δ END Δ 0
	36	02	4	1	Move forward one block
	37	50	00100	BF	Read forward
	40	60	00100	BF167	Read backward
	41	0	17774	0	
	42	45	47223	00130	cr ↑ DATA
	43	04	14062	22027	Δ INDEX
	44	04	20121	20312	Δ ERROR
	45	44	24202	00435	. SEE Δ Q
	46	45	47140	63022	cr ↑ INAD
	47	20	35343	00120	EQUATE
	50	04	22300	13044	Δ DATA.
	51	04	24202	00435	Δ SEE Δ Q
	52	0	BF24	0	
	53	TP	Q	PR3	
	54	RJ	PR2	PR	
	55	MJ	0	[30000]	
		CA	NI557		

PS section error

Integer Conversion & Print-Out Routine (50112)

Purpose

To convert to decimal, and printout on-line a positive binary fixed-point integer, with a carriage return depending upon the contents of a specified index.

Calling Sequence

α	TP	L(Integer)	IC3
+1	TP	L(Parameter)	IC4
+2	RJ	IC2	IC
+3	Control returned here.		

The parameter is the same as "Parameter 2", described in the Flex-Print routine.

Storage

71 ₈	orders and constants
2	erasable locations

A and Q destroyed

Integer Conversion and Print-Out Routine (50112)

	IA	CI		
	0	50112	77	Call word; no. of lines prelude + routine
	0	0	42	No. of lines for address modification
	0	0	27	No. of unmodifiable constants
	0	0	2	No. of inputs
	0	0	0	No. of outputs
	34	50662	67066	Name (INTCVT)
IC 0	MJ	0	IC5	Entrance
1	RJ	30000	30000	
2	MJ	0	30000	Exit
3	0	30000	30000	Binary Integer Input
4	0	30000	30000	Line Index Address
5	PR	0	IC22	Switch to lower case
6	TU	IC4	IC27	Set line index address
7	TV	IC4	IC31	
10	TP	IC3	A56	
11	SJ	IC13	IC12	Negative?
12	ZJ	IC14	IC34	Zero?
13	PR	0	IC10	Print minus sign
14	TM	A	IC72	Non-zero, send positive integer to working space
15	TP	IC53	IC71	Set divide index to 10 decimal
16	TP	IC41	IC25	Set switch to suppress zeros
17	TU	IC16	IC22	Initialize divide
20	RA	IC22	IC70	Prepare for next power of 10
21	TP	IC72	A45	
22	DV	30000	Q57	
23	TP	A	IC72	Store remainder
24	SP	Q	0	Quotient → A
25	0	30000	30000	ZJ IC35 IC32; AT IC37 IC26
26	0	30000	30000	PR 0 IC55 +n
27	IJ	30000	IC32	Test for end of line
30	PR	0	IC21	Carriage return
31	TP	IC67	30000	Reset index
32	IJ	IC71	IC20	
33	MJ	0	IC2	To exit
34	TP	A	IC71	Set divide index to zero
35	TP	IC40	IC25	Set switch to commence printing
36	MJ	0	IC25	
37	PR	0	IC55	
40	AT	IC37	IC26	
41	ZJ	IC35	IC32	
42	11	24027	62000	10 ¹⁰
43	0	73465	45000	10 ⁹
44	0	5753	60400	10 ⁸
45	0	461	13200	10 ⁷
46	0	36	41100	10 ⁶
47	0	3	03240	10 ⁵

50	0	0	23420	10 ⁴	
51	0	0	1750	10 ³	
52	0	0	144	10 ²	
53	0	0	12	10 ¹	
54	0	0	1	10 ⁰	
55	0	0	37	0	} Flex Codes
56	0	0	52	1	
57	0	0	74	2	
60	0	0	70	3	
61	0	0	64	4	
62	0	0	62	5	
63	0	0	66	6	
64	0	0	72	7	
65	0	0	60	8	
66	0	0	33	9	
67	0	0	117		
70	0	1	0		
71	CA	CI77			} Temps. and index
72					

3. UNICODE SYSTEM TAPE PACKAGE

3. UNICODE SYSTEM TAPE PACKAGE

This package makes possible a reproduction of a UNICODE Master Tape and a quick comparison by sections with the original to check the accuracy of the reproduction. Also an octal copy of the UNICODE Master Tape can be taken for listing by the High-Speed Printer. Corrections and/or alterations to the UNICODE System are facilitated by its use.

There are two versions of this set of subroutines; one for the 1103A and one for the 1105. High-speed memory usage is confined to the first core bank of 4096 addresses.

The main routines to perform the functions mentioned above are described in this write-up as well as a number of subsidiary routines which are used by the main routines and are also usable by an operator from the console.

A list of these routines follows:

- 1) Reproduce UNICODE Master Tape
- 2) Compare Two UNICODE Master Tapes
- 3) High-Speed Printer Octal Listing of UNICODE Master Tape
- 4) Read Magnetic Tape
- 5) Write Magnetic Tape
- 6) Bioctal Paper Tape Loader
- 7) Flex Paper Tape Loader
- 8) High-Speed Printer Octal Dump on Magnetic Tape
- 9) Read to Q
- 10) Write From Q
- 11) Changed-Word Post Mortem

The package is stored as follows:

40200 - 40330	}	Reproduce UNICODE Master Tape
40400 - 40435		
40500 - 40520		High-Speed Printer Octal Listing of UNICODE Master Tape
40600 - 40746		Compare Two UNICODE Master Tapes
41000 - 41430		Read, Write Magnetic Tape
44600 - 45741		Routines 6-11

The Read and Write Magnetic Tape routines bootstrap themselves into core addresses 6230-6661. They use a read-write buffer located from 5270-6227. The core is not restored after their use.

Compilation with UNICODE or running an Object Program destroys this package.

On the Master Tape, UNICODE has been divided logically into 23 sections. Thus a set of 23 parameters is used to read or write a UNICODE Master Tape. Following is a table giving the sections of UNICODE, their length in blocks (octal), and their loading addresses in the core or drum.

Section Number	Section Title	Number Blocks (Octal)	Addresses
1	UNICODE Sentinel Blocks	2	7230-7607
2	Merge	16	35-3134
3	Set-up Translation	2	7230-7607
4	Translation Sub Prints & Translators	133	50333-75600
5	Region FC (Flex Codes)	1	40001-40100
6	Translation Subroutines	17	21-3316
7	Dimension Translators No. 1 and No. 2	4	4400-5267
8	Fixed Library Catalog	1	7230-7417
9	Set-up Generation	1	7230-7417
10	Generators	66	50212-64731
11	Generation Subroutines	6	537-2043
12	Set-up Segmentation	1	7230-7417
13	Segmentor	11	674-2726
14	Op File I for Fixed Library	1	7230-7417
15	Set-up Allocation	1	7230-7417
16	Allocation	7	674-2403
17	Set-up Initialization	1	7230-7417
18	Initialization Generator	16	2000-5057
19	Set-up Processor	1	7230-7417
20	Processor	6	653-2172
21	Fixed Library Routines	17	10-3417
22	Set-up Listing	1	7230-7417
23	Listing Routine	12	653-3027

Following is a brief description of the routines and their use:

1. Reproduce UNICODE Master Tapes

The UNICODE Master Tape should be loaded on Uniservo 2 (Tape Control Unit 2, if 1105). A blank tape should be loaded on Uniservo 1 (TCU2, if 1105). If MS1 is on, a stop occurs after each typing of a section number. If MS1 is off, the tape is reproduced without stopping. Start with PAK at 40400.

Uniservo 2 is read according to the set of addresses of the first section and the figure 1 is typed. If MS 1 is set, the computer stops with PAK at 40414. If this section is to be changed, Flex, bioctal, or magnetic-tape inputs should be loaded at this point. If this loading does not alter address 40000, Master Clear and Start. If address 40000 has been altered, Master Clear, set PAK at 40414, and Start. The altered contents of section 1 is then written on Uniservo 1; Uniservo 2 is read according to the parameter of the second section; the figure 2 is typed; and the computer stops again on MS1 with PAK at 40414. Now corrections or changes may be made in section 2 before restarting as explained above. This procedure continues in a like manner through the 23 sections of UNICODE. The final stop occurs with PAK at 40400. Tapes 1 and 2 are automatically rewound.

2. Compare Two UNICODE Master Tapes

Put the UNICODE Master Tapes to be compared on Uniservos 1 and 2. Set PAK at 40600 and start.

The routine compares the two tapes and prints out any differences on the typewriter in changed-word post mortem format. If the tapes are identical, only the section numbers are typed. When comparison is finished, both tapes are rewound and the computer stops at 40600. This routine should be run after every updating to see if the new tape has been properly reproduced.

3. High-Speed Printer Octal Listing of UNICODE Master Tape

Put the UNICODE Master Tape on Uniservo 1 (TCU2, if on 1105); put a blank tape on Uniservo 3 (TCU2, if on 1105). Set PAK at 40500 and start.

The output on Uniservo 3 can be later run off on the High-Speed Printer to secure the desired listing. Both tapes must be rewound from the console after the computer stops at 40500.

4. Read Magnetic Tape

Op	u	v
Q = xxy yyy	First Address	Last Address

where x is any binary digit and yyy is the binary representation of the Uniservo number. If on the 1105, use a Uniservo under Tape Control Unit 2.

With Q set as desired, set PAK at 41152 and start. References from within a program may be made by loading Q as desired and using the instruction, 37 41217 41152.

5. Write Magnetic Tape

Op	u	v
Q = Zxy yyy	First Address	Last Address

where Z = 1,

x is any binary digit,

yyy is the binary representation of the Uniservo number. Use Tape Control Unit 2 if on the 1105.

Set PAK at 41000 and start. This routine may also be referenced from a program by the instruction, 37 41036 41000.

6. Biocatal Paper Tape Loader

Put the tape in the Ferranti reader, turn the reader on, set PAK at 44601, and start. The routine can also be used by the program reference, 37 44636 44601.

7. Flex Paper Tape Loader

Put the tape in the Ferranti reader, turn the reader on, set PAK at 44602, and start. The routine can also be used by the program reference, 37 44636 44602.

8. High-Speed Printer Octal Dump on Magnetic Tape

Op	u	v
Q = zxy yyy	First Address	Last Address

where $z = 0$ means use of Tape Control Unit 1
 $z = 1$ means use of TCU2 if on the 1105. If on the 1103A, z
must be set at 1 for any use of the routine.
 $x = 0$ means no rewind of tape
 $x = 1$ means rewind with interlock and printer stop.
 $yyyy$ is the binary representation of the Uniservo number.

Set PAK at 44625 and start. The output tape, when listed on the High-Speed Printer, will give an octal dump of the storage area between the addresses specified in u and v . This routine may be referenced from a program by the instruction, 37 44636 44625.

9. Read to Q

Put address which is to be read in A_v , set PAK at 44603, and start. The content of the address appears in Q and the address in A_v is increased by 1 for a read of the next address, if desired. The computer stops on 44603.

10. Write from Q

Put address which is to be filled in A_v , put content that is desired in Q, set PAK at 44604, and start. The content of Q is stored in the address specified and the address in A_v is increased by 1 for another write in the next address, if desired. The computer stops on 44604.

11. Changed-Word Post Mortem

	Op	u	v
Q =	XX	YYYYY	ZZZZZ

where $XX = 00$ gives punched paper tape output.

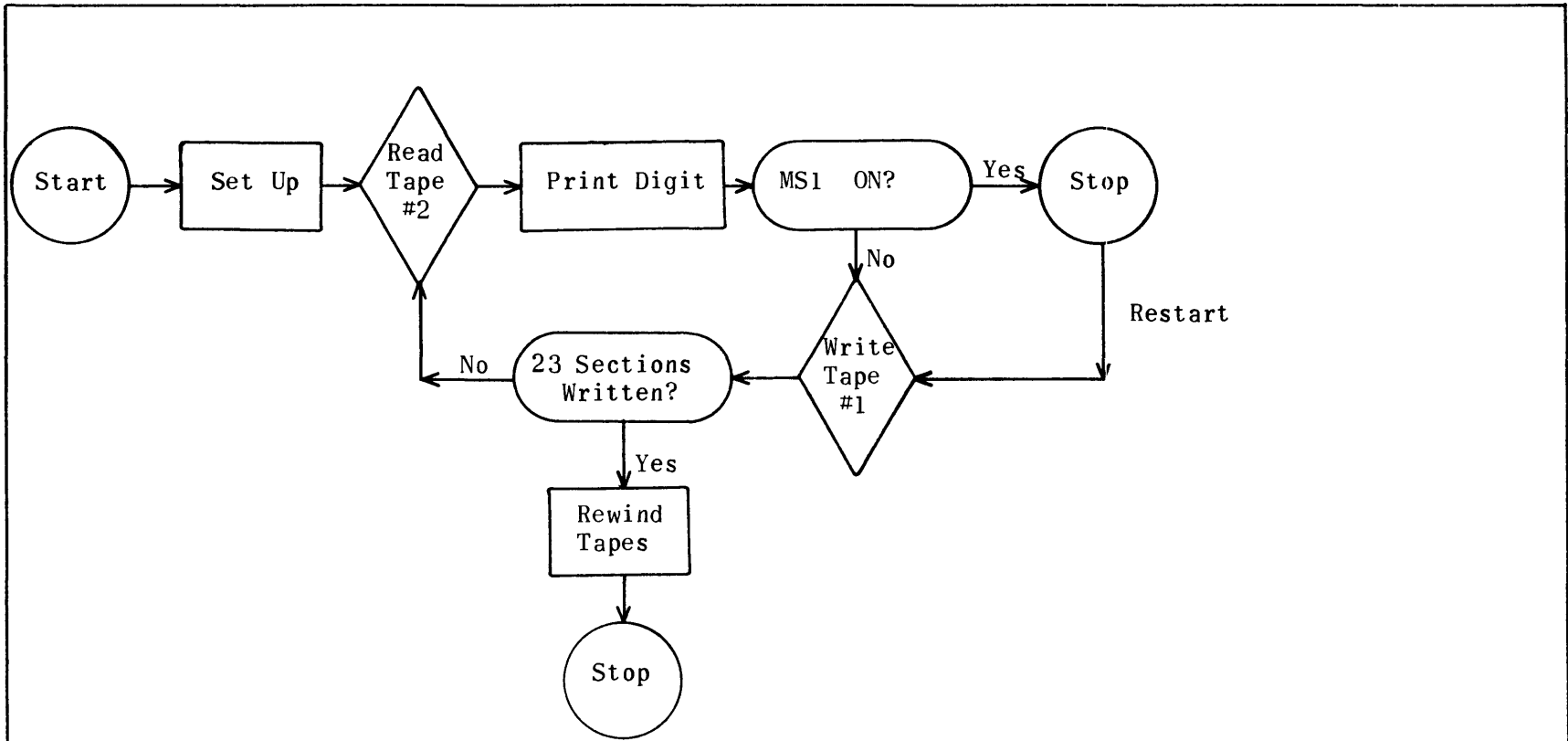
$XX \neq 00$ gives typed output.

YYYYY is the first address of the area to be compared.

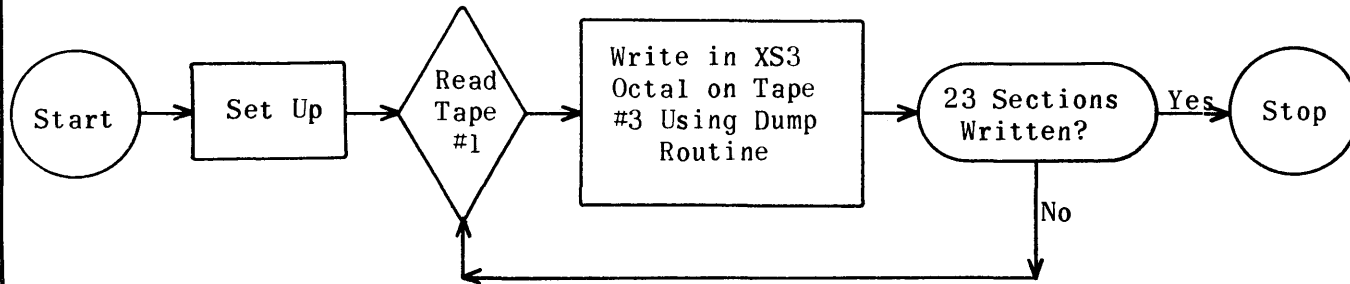
ZZZZZ is the first address of the image.

In A_v should be put the number of words to be compared. Set PAK at 44613 and start. The routine may be referenced from a program by the instruction, 37 44636 44613.

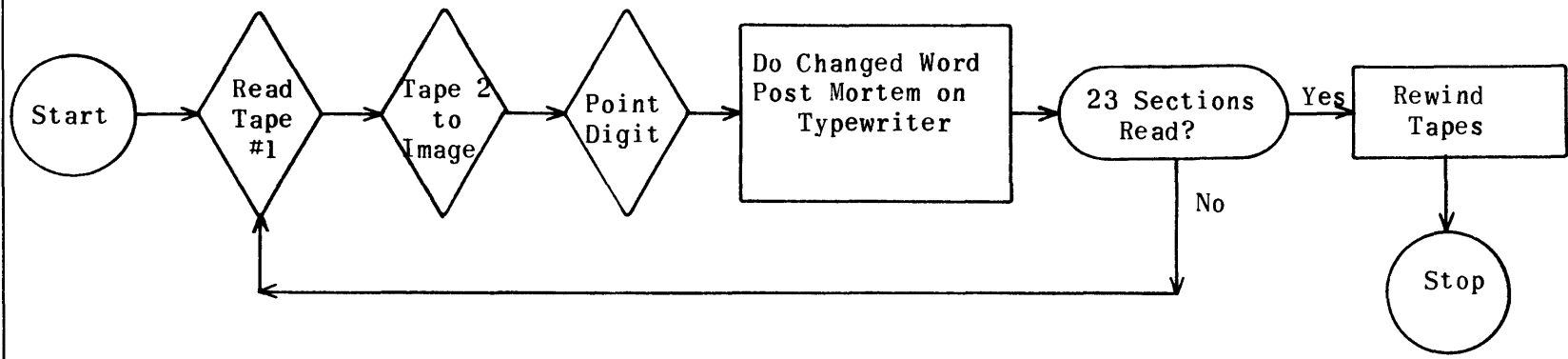
Reproduce System Tape (KK)



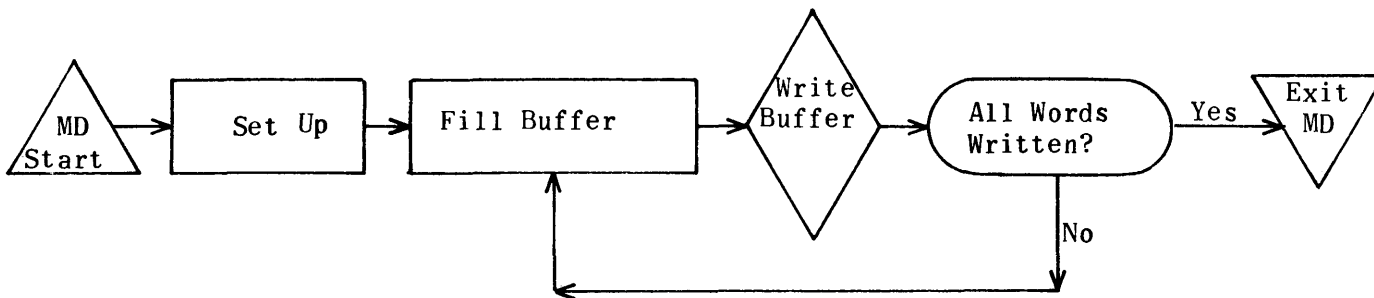
High-Speed Printer Octal Listing of Unicode System Tape (ZB)



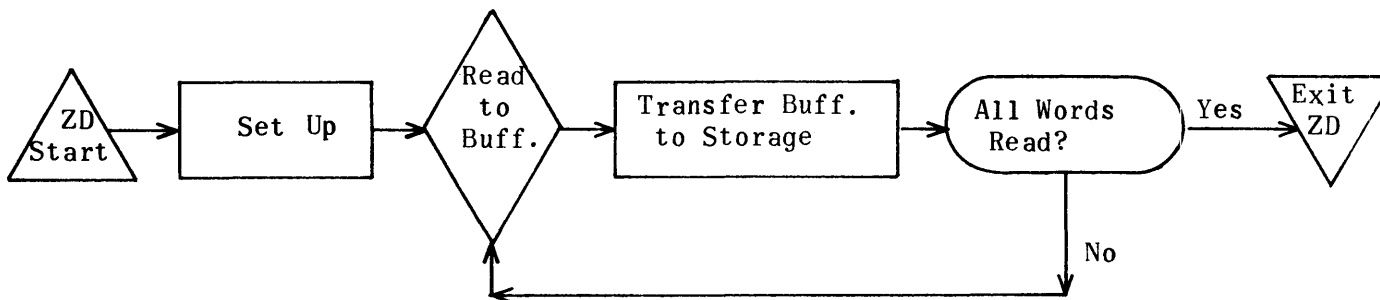
Compare Two Unicode System Tapes



Write Magnetic Tape



Read Magnetic Tape



Regions for System Tape Package

BA7230	BZ7607
CA35	CZ3134
EA50333	EZ75600
FA40001	FZ40101
GA21	GZ3316
HA4400	HZ5267
JA7230	JZ7417
KA50212	KZ64731
LA537	LZ2043
NA674	NZ2726
RA674	RZ2403
TA2000	TZ5057
VA653	VZ2172
WA10	WZ3417
YA653	YZ3027

GG40200
22
PR40222
10
CE40232
10
CC40242
40
FF40302
27
KK40400
31
CD40431
5
ZB40500
14
CP40514
5
HH40600
102
HJ40702
15
VV40717
30
40747

ZD41152	Read
MD41000	Write
RS40000	Restart
EN44600	Other Routines

System Tape Package

(Parameters)

UNICODE MASTER					
TAPE	SECTIONS	IA	FF		
1	0	41	BA	BZ	1st & 2nd blks.
2	1	41	CA	CZ	Merge
3	2	41	BA	BZ	Two blks. after merge set-up S.O.S.
4	3	41	EA	EZ	S.O. & S.O.S. prints
5	4	41	FA	FZ	FC
6	5	41	GA	GZ	S.O.S.
7	6	41	HA	HZ	Dim. #1 & #2
8	7	41	JA	JZ	Lib. Catalog
9	10	41	JA	JZ	Set-up Generation
10	11	41	KA	KZ	Generation
11	12	41	LA	LZ	Generation Subs
12	13	41	JA	JZ	Seg. Set-up
13	14	41	NA	NZ	Segmentation
14	15	41	JA	JZ	Op. file 1 for Fixed Library
15	16	41	JA	JZ	Set-up Allocation
16	17	41	RA	RZ	Allocation
17	20	41	JA	JZ	Set-up Initialization
18	21	41	TA	TZ	Initialization Generation
19	22	41	JA	JZ	Processor Set-up
20	23	41	VA	VZ	Processor
21	24	41	WA	WZ	Fixed Library routines
22	25	41	JA	JZ	Listing Set-up
23	26	41	YA	YZ	Listing
		CA	FF27		

Produce Master Tape

	IA	GG		
0	TU	CC	GG5	Set to print #1
1	TU	GG17	GG11	Set address of 1st par.
2	TP	CE4	CE3	Set index
3	TV	CE5	GG10	Set one shot
4	TP	CE6	RS	Set restart address (40000)
5	TP	(30000)	CE7	No. to print
6	RJ	PR	PR1	Print number
7	MS	0	EN2	Stop for load
10	RJ	GG10	(30000)	One shot
11	TP	(30000)	Q	Write tape
12	RJ	MD36	MD1	
13	RA	GG11	CE	Modify
14	RA	GG5	CE	
15	IJ	CE3	GG4	n parameters
16	MS	0	GG	
17	TP	FF	Q	
20	RJ	MD36	MD	
21	MJ	0	GG13	
	CA	GG22		

other params ↓

Print Digit

	IA	PR		
0	MJ	0	(30000)	Exit
1	RP	2	PR3	
2	PR	0	CE2	
3	PR	0	CE1	Lower carriage
4	SP	CE7	52	Print word
5	PR	0	A	
6	SS	A	6	
7	ZJ	PR5	PR	
	CA	PR10		

Constants

	IA	CE		
0	0	1	0	
1	0	0	57	Shift down
2	0	0	45	Return carriage
3	0	0	0	Index
4	0	0	26	Set index
5	0	0	GG17	
6	MJ	0	GG10	Set restart
7	0	0	0	No. to print
	CA	CE10		

Constants

	IA	CC		
0	0	CC1	0	
1	52	0	0	Flex for 1
2	74	0	0	2
3	70	0	0	3
4	64	0	0	4
5	62	0	0	5
6	66	0	0	6
7	72	0	0	7
10	60	0	0	8
11	33	0	0	9
12	52	37000	0	10
13	52	52000	0	11
14	52	74000	0	12
15	52	70000	0	13
16	52	64000	0	14
17	52	62000	0	15
20	52	66000	0	16
21	52	72000	0	17
22	52	60000	0	18
23	52	33000	0	19
24	74	37000	0	20
25	74	52000	0	21
26	74	74000	0	22
27	74	70000	0	23
30	74	64000	0	24
31	74	62000	0	25
32	74	66000	0	26
33	74	72000	0	27
34	74	60000	0	28
35	74	33000	0	29
36	70	37000	0	30
37	70	52000	.0	31
	CA	CC40		

Update System Tape or Reproduce System Tape

	IA	KK		
0	TU	CC	KK11	Set to print #1
1	TU	KK26	KK6	Set address of 1st par.
2	TP	CE4	CE3	Set index
3	TV	CD	KK15	Set one shot
4	MJ	0	KK5	Skip
5	TP	CD1	RS	Set restart address
6	TP	(30000)	Q	Set to read tape #2
7	RA	Q	CD4	
10	RJ	ZD45	ZD	Read tape
11	TP	(30000)	CE7	Set print number
12	RJ	PR	PR1	Print number
13	MS	10000	KK14	Stop for write
14	TU	KK6	KK16	Set write address
15	RJ	KK15	(30000)	One shot
16	TP	(30000)	Q	Write tape
17	RJ	MD36	MD1	
20	RA	KK6	CE	Modify
21	RA	KK11	CE	
22	IJ	CE3	KK5	
23	EF	0	CD2	Rewind #1
24	EF	0	CD3	Rewind #2
25	MS	0	KK	Stop
26	TP	FF	Q	
27	RJ	MD36	MD	
30	MJ	0	KK20	
	CA	KK31		

Constants

	IA	CD		
0	0	0	KK26	
1	MJ	0	KK14	
2	2	200	10000	Rewind #1
3	2	200	20000	Rewind #2
4	01	0	0	
	CA	CD5		

Dump System Tape on Servo 3 TCU2

	IA	ZB		
0	TP	CP3	CP2	Set index
1	TU	CP1	ZB3	Set par. address
2	MJ	50000	ZB2	Test buffer.
3	TP	(30000)	Q	Par. → Q
4	RJ	ZD45	ZD	Read Uniservo 1
5	TU	ZB3	ZB6	} Par. → Q
6	TP	(30000)	Q	
7	RA	Q	CP	Uniservo 3
10	RJ	EN36	EN25	Write Uniservo 3
11	RA	ZB3	CP4	Next parameter
12	IJ	CP2	ZB2	23-parameter index
13	MS	0	ZB	Stop
	CA	ZB14		

Constants

	IA	CP		
0	2	0	0	TCU2 designator
1	0	FF	0	1st parameter address
2	0	0	0	Index
3	0	0	26	Set index
4	0	1	0	1 in u
	CA	CP5		

Compare System Tapes

	IA	HH		
0	TU	CC	HH17	Set to print 1
1	TU	VV27	HH3	Set 1st parameter
2	TP	VV6	VV5	Set index
3	TP	(30000)	Q	
4	TP	Q	VV	Set prog. address
5	RJ	ZD45	ZD	Tape 1 → storage
6	TU	HH3	HH7	} Set parameter in Q
7	TP	(30000)	Q	
10	RA	Q	VV2	} 1st add. of image to A _v
11	LT	25	A	
12	TV	A	VV	Set image address
13	TP	Q	A	Last add. → A
14	ST	VV	A	Last - 1st → A _v
15	AT	VV4	VV1	+1 to set A parameter
16	RJ	ZD45	ZD	Read to image (No. 2)
17	TP	(30000)	CE7	} Print number
20	RJ	PR	PR1	
21	TP	VV	Q	} Do CWPM
22	TP	VV1	A	
23	RJ	EN36	EN13	} Modify
24	RA	HH3	VV23	
25	RA	HH17	VV23	} One shot
26	RJ	HH26	HH27	
27	IJ	VV5	HH3	3 parameters
30	TP	FF3	Q	} Read in S.O. from No. 1
31	RJ	ZD45	ZD	
32	TP	CC4	CE7	} Print 4
33	RJ	PR	PR1	
34	TP	VV7	HJ2	} Compare S.O.
35	TP	VV10	HJ3	
36	TP	VV17	HJ4	} Last of S.O.
37	RJ	HJ	HJ1	
40	TP	VV12	HJ2	} Read FC (#1)
41	RJ	HJ	HJ1	
42	TP	FF4	Q	} Print 5
43	RJ	ZD45	ZD	
44	TP	CC5	CE7	} Read FC (#2)
45	RJ	PR	PR1	
46	TP	VV14	Q	} Compare FC
47	RJ	ZD45	ZD	
50	TP	VV15	Q	} Set for S.O.S.
51	TP	VV14	A	
52	RJ	EN36	EN13	} Set index
53	RA	HH3	VV16	
54	RA	HH17	VV16	} Up to generators
55	TP	VV17	VV5	
56	RJ	HH26	HH3	
57	IJ	VV5	HH56	

60	TP	FF11	Q	}	Read generator (#1)
61	RJ	ZD45	ZD		
62	TP	CC12	CE7	}	Print 10
63	RJ	PR	PR1		
64	TP	VV7	HJ2	}	Compare gen.
65	TP	VV20	HJ3		
66	TP	VV4	HJ4		
67	RJ	HJ	HJ1		
70	TP	VV22	HJ2	}	Last generator read
71	RJ	HJ	HJ1		
72	RA	HH3	VV23	}	Skip generator parameters
73	RA	HH17	VV23		
74	TP	VV24	VV5	}	Set index
75	RJ	HH26	HH3		
76	IJ	VV5	HH75		
77	EF	0	VV25		Rewind
100	EF	0	VV26		Rewind
101	MS	0	HH		
	CA	HH102			

	IA	VV		
0	0	0	0	Q for CWPM
1	0	0	0	A for CWPM
2	1	50000	50000	Set for image read
3	0	0	77777	Mask
4	0	0	1	
5	0	0	0	Index
6	0	0	2	Set index
7	2	1	5120	Read S.O. & gen.
10	1	50333	1	Compare S.O.
11	0	5120	0	For more reads
12	2	1	546	Last read of S.O.
13	0	0	0	
14	2	1	100	Read FC
15	1	40001	1	Compare FC
16	0	2	0	
17	0	0	3	Set index
20	1	50212	1	Compare gen.
21	0	0	0	
22	2	1	2260	Last gen. read
23	0	1	0	
24	0	0	14	Set index
25	2	200	10000	Rewinds
26	2	200	20000	
27	0	FF	0	
	CA	VV30		

	IA	HJ		
0	MJ	0	30000	Exit
1	MJ	0	HJ5	Start
2	0	30000	30000	Read par. & comp. par. for A
3	0	30000	30000	Compare par. for Q
4	0	30000	30000	Index
5	TP	HJ2	Q	Read S.O. or gen.
6	RJ	ZD45	ZD	
7	TP	HJ3	Q	
10	TP	HJ2	A	CWPM
11	RJ	EN36	EN13	
12	RA	HJ3	VV11	Modify
13	IJ	HJ4	HJ5	N times
14	MJ	0	HJ	Exit
	CA	HJ15		

Regions for Read-Write

Core (Coding for both 1103A and 1105 versions shown)

BS5267			
1			
BF5270	Drum		
740			
DD6230	MD41000		Write
40	40		
EE6270	ME41040		
14	14		
FF6304	MF41054		
5	5		
WB6311	MB41061		
25	25		
CR6336	MR41106		
5	5		
SU6343	MU41113		
4	4		
CC6347	MC41117		
20	20		
BG6367	MG41137		
13	13		
ZA6402	ZD41152		Read
51	51		
ZB6453	CB41223		
13	13		
ZC6466	DC41236		
40	40		
BB6526	DB41276		
55	55		
CA6603	CT41353		
35	35		
PC6640	PD41410		
21	21		
ZZ6661	41431		
CN740	No. of words in buffer		
CL737	No. of words -1		
LA6227	Last add. of buffer		
CM741	No. of words +1		
NN432	No. of words to bootstrap		

Write Magnetic Tape

DD		IA	MD		MU	
	0	MJ	0			→ Setup
	1	RP	NN30000	DD5	}	Bootstrap
	2	TP	MD	DD		
	3	0	30000	30000		Par- ⁴⁰ 1st add. last add.
	4	0	30000	30000		Next ⁰⁰ add. in buffer
	5	TP	Q	DD3		
	6	QT	CC2	BG2		1st add. → temp.
	7	LQ	Q	17		
	10	QT	CC2	BG3		Last add. → temp. → A
	11	ST	BG2	BG4		Last - 1st → temp.
	12	AT	CC5	BG6		Last - 1st + 1
	13	TP	BG5	A		No. left → A
	14	TJ	BG6	EE		Room this load ↓ No → EE
	15	TV	DD4	DD22	}	Set RP & TP
	16	TP	CC11	Q		
	17	QS	BG6	DD21	}	
	20	TU	DD3	DD22		
	21	RP	30000	DD23	}	Words → buffer
	22	TP	30000	30000		
	23	TP	DD4	A	}	Update address
	24	SA	BG6	17		
	25	SA	BG6	25	}	
	26	LT	0	DD4		
	27	RS	BG5	BG6		Set cells left
	30	ZJ	FF	DD31		Buffer full ↓ no → FF
	31	RJ	WB	WB1		Write tape
	32	RJ	CR	CR1		Clear
	33	TP	DD4	MD4	}	Set drum
	34	TP	BG5	MG5		
	35	MJ	0	MD36		→ drum
	36	RJ	MD36	MD37		Exit
	37	MS	0	MD1		Stop
		CA	MD40			

No room this load

EE	0	IA	ME		
	1	TV	DD4	EE5	}
	2	TU	DD3	EE5	
	3	TP	CC11	Q	}
	4	QS	BG5	EE4	
	5	RP	30000	EE6	}
	6	TP	30000	30000	
	7	RA	DD3	BG5	Update parameter
	10	TP	CC	BG5	Clear number of cells left
	11	RJ	WB	WB1	Write on tape
	12	RJ	CR	CR1	Clear
	13	TP	DD3	Q	}
		MJ	0	DD6	
		CA	ME14		Return to finish parameter

Room & buffer not full

FF	0	IA	MF		
	1	TP	DD3	Q	}
	2	QJ	FF2	DD33	
	3	RJ	WB	WB1	40 ↓ 00 → exit
	4	RJ	CR	CR1	Write tape
		MJ	0	DD33	Clear
		CA	MF5		Exit

Write Buffer

WB	0	IA	MB			
	1	MJ	0	(30000)		Exit
	2	TP	CC14	A	}	No. blks. → Q
	3	ST	BG5	A		
	4	DV	CC7	BG7		
	5	ZJ	WB6	WB5		
	6	RS	BG7	CC6		
	7	SP	BG7	0		
	10	AT	CC6	BG10		
	11	EF	0	CC3	}	Set bypass (=MJ 0 WB11 on 1103A) Set at BF
	12	TV	CC10	WB21		
	13	TP	DD3	Q	}	Set tape No. in code word
	14	LQ	Q	22		
	15	QT	CC17	A		
	16	TP	CC17	Q		
	17	QS	A	CC4		
	20	EF	0	CC4		
	21	RP	10170	WB22		
	22	EW	10000	(30000)	}	BF + n(170)
	23	RA	WB21	CC16		
	24	IJ	BG7	WB17	}	Write n blks. Exit
		MJ	0	WB		
		CA	MB25			

Clear

CR	0	IA	MR			
	1	MJ	0	30000		Exit
	2	TP	CC10	DD4	}	= BF No. of cells left = 1 buffer load Buffer = Z's → exit
	3	TP	CC14	BG5		
	4	RP	CN10000	CR		
		TP	CC1	BF		
		CA	MR5			

Set-up

SU	0	IA	MU			
	1	RP	NN30000	SU2	}	SU in core
	2	TP	MD	DD		Bootstrap
	3	RJ	CR	CR1	}	Clear
		MJ	0	DD5		
		CA	MU4			

Constants

	IA	MC		
CC	0	0	0	0
	1	74	74747	47474
	2	0	77777	0
	3	0	20000	04000
	4	02	00606	0
	5	0	1	0
	6	0	0	1
	7	0	170	0
	10	0	BF	BF
	11	0	07777	0
	12	0	0	0
	13	0	2	2
	14	0	CN	0
	15	0	LA	LA
	16	0	0	170
	17	0	1	70000
	CA	MC20		

Zero
 Fill buffer - Z's
 u mask
 Set bypass mode - TCU2
 Write & 128/in-tape #1
 l in u
 l in v
 Words/blk. in u
 1st add. of buffer
 Mask

 Set number of cells left
 Last address in buffer
 Words/blk. in v

Explanation of Temporaries and Variables

Core BG	Drum MG
------------	------------

0	0	0	0	High	} Check sum
1	0	0	0	Low	
2	0	u	0	u is first address	
3	0	u	0	u is last address	
4	0	u	0	u = Last-first	
5	0	u	0	u = No. cells left in buffer	
6	0	u	0	u = Last-first +1	
7	0	0	v	v = No. of blocks -1 (Index)	
10	0	u	0	u = No. of blocks	
11	0	0	0		
12	0	0	0		

Read Tape N

ZA	0	IA	ZD			
	1	TP	Q	ZD2		
	2	MJ	0	ZD47		
	3	O	30000	30000	Par.	0 1st add. last add.
	4	LQ	Q	22	}	Set tape number
	5	QT	ZB	ZB1		
	6	TP	ZB	Q		
	7	QS	ZB1	BB36		
	10	QS	ZB1	BB37		
	11	TP	ZA2	Q		
	12	QT	ZB2	ZB3		
	13	LQ	Q	17	}	1st add. → ZB3
	14	QT	ZB2	A		
	15	ST	ZB3	A	}	Last add. → A
	16	AT	ZB4	ZB5		
	17	TJ	ZB6	ZA31	}	Last - 1st + 1 → ZB5
	20	TP	ZB7	ZC2		
	21	RJ	ZC	ZC1	}	Fit → ZA31 No ↓
	22	TP	ZA2	Q		
	23	LQ	Q	25	}	Fill buffer
	24	TV	Q	ZA25		
	25	RP	CN30000	ZA26		
	26	TP	BF	(30000)		
	27	RA	ZA2	ZB10	}	Buffer → storage
	30	TP	ZA2	Q		
	31	MJ	0	ZA3	}	Update par.
	32	TP	ZB5	Q		
	33	LQ	Q	25		
	34	TP	ZB11	A		
	35	AT	Q	ZC2	}	No. → V
	36	RJ	ZC	ZC1		
	37	TP	ZA2	Q	}	Read to buffer
	40	LQ	Q	25		
	41	TV	Q	ZA44		
	42	TP	ZB12	Q		
	43	QS	ZB5	ZA43	}	Set address
	44	RP	30000	ZD45		
	45	TP	BF	(30000)	}	Mask → Q
	46	RJ	ZD45	ZD46		
	47	MS	0	ZD	}	Buffer → storage
	48	RP	NN30000	ZA3		
	49	TP	MD	DD		
	50	CA	ZD51			Exit

Constants and Variables

ZB	0	0	1	70000	Mask
	1	0	0	0	Tape No.
	2	0	77777	0	Mask
	3	0	(0)	0	1st address
	4	0	1	0	
	5	0	(0)	0	Last - 1st + 1
	6	0	CM	0	
	7	0	BF	LA	Standard par. to fill buffer
	10	0	CN	0	
	11	0	BF	BS	Other par.
	12	0	07777	0	Mask
		CA	CB13		

Read Tape

ZC	0	IA	DC			
	0	MJ	0	30000	Exit	
	1	MJ	0	ZC3	Start	
	2	O	30000	30000	0 address	address
	3	TP	ZC2	Q	1st add. →	35
	4	QT	ZC34	ZC35	} Last - 1st + 1 → A _u	
	5	LQ	Q	17		
	6	QT	ZC34	A		
	7	ST	ZC35	A		
	10	AT	ZC37	A		
	11	LQ	Q	6		
	12	TV	Q	BB2		
	13	DV	BB45	ZC33	Address →	BB2
	14	TP	A	ZC32	No. of blks. →	index
	15	TP	Q	A	Store remainder	
	16	ZJ	ZC17	ZC26	No. of blks. ≠ zero ↓	No → ZC26
	17	RS	ZC33	ZC36	Index - 1	
	20	TU	BB45	BB2	No. of words =	170
	21	RJ	BB	BB1	Read	
	22	RA	BB2	ZC31	Increase address	
	23	IJ	ZC33	ZC21	n blks.	
	24	TP	ZC32	A	} Remainder zero → exit	No ↓
	25	ZJ	ZC26	ZC		
	26	TU	ZC32	BB2		
	27	RJ	BB	BB1	Read remainder	
	30	MJ	0	ZC	Exit	
	31	0	0	170		
	32	0	0	0	Remainder	
	33	0	0	0	No. of blocks	
	34	0	77777	0		
	35	0	30000	0	1st address	
	36	0	0	1		
	37	0	1	0		
		CA	DC40			

Read One Block of Tape

BB	0	IA	DB	(30000)	Exit
	1	MJ	0	BB3	
	2	0	(30000)	(30000)	Par. = 00 n address
	3	MJ	0	BB4	(on 1103A = MJ 20000 BB5)
	4	EF	0	BB43	Set bypass (1103A = MJ 0 BB5)
	5	EF	0	BB42	Set normal bias
	6	TV	BB2	BB52	Set address
	7	TP	BB44	Q	Set n of RP
	10	QS	BB2	BB51	
	11	QT	BB2	Q	n → Q
	12	TP	BB45	A	170 → A
	13	ST	Q	A	170 ← n → RP
	14	AT	BB46	BB53	
	15	RJ	BB53	BB50	Read
	16	ER	0	A	IOA → A
	17	ZJ	BB20	BB34	Parity ↓ No → 34
	20	EF	0	BB41	Set high
	21	RJ	BB53	BB47	Read
	22	ER	0	A	IOA → A
	23	ZJ	BB24	BB34	Parity ↓ No → 34
	24	EF	0	BB40	Set low
	25	RJ	BB53	BB47	Read
	26	ER	0	A	IOA → A
	27	ZJ	BB30	BB34	Parity ↓
	30	EF	0	BB37	Move back
	31	TP	CA10	PC2	Print PARITY
	32	RJ	PC	PC1	
	33	MS	0	BB1	Stop for rereads
	34	EF	0	BB42	Set normal (1103A = MJ 0 BB35)
	35	MJ	0	BB	Exit
	36	2	602	10000	Read one blk. fwd.
	37	2	14	10001	Move back one blk.
	40	2	1	70000	Low
	41	2	1	60000	High
	42	2	1	50000	Normal
	43	0	20000	04000	Set bypass
	44	0	07777	0	
	45	0	170	0	
	46	RP	0	(30000)	
	47	EF	0	BB37	Move back one blk.
	50	EF	0	BB36	Read one blk.
	51	RP	10000	BB53	}
	52	ER	10000	(30000)	
	53	0	0	0	
	54	ER	10000	A	RP
		CA	DB55		Throwaway BB55 in core

Print

PC	0	IA	PD	30000	Exit
	1	MJ	0	PC16	Start
	2	0	30000	0	0 address n
	3	TP	PC 2	Q	
	4	QT	CA5	A45	
	5	ST	CA6	PC20	
	6	TU	PC2	PC7	
	7	SP	30000	52	
	10	PR	0	A	
	11	SS	A	6	
	12	ZJ	PC10	PC13	
	13	RA	PC7	CA7	
	14	IJ	PC20	PC7	
	15	MJ	0	PC	
	16	RP	4	PC3	
	17	PR	0	PC4	
	20	0	0	0	Index
		CA	PD21		

Constants
(From 1103A Unicode Service Routines)

CA	IA	CT	ZZ	
0	0	170	ZZ	
1	67	50342	65127	} Sentinel
2	30	77657	36566	
3	30	47776	62452	
4	30	77777	77777	
5	0	0	77777	
6	0	0	1	
7	0	1	0	
10	0	CA13	10	
11	0	CA23	11	
12	0	77777	0	
13	47	12203	02204	
14	20	12120	31204	
15	46	15301	21401	
16	25	42574	24704	
17	04	24013	01201	
20	04	26031	20412	
21	20	12203	02224	
22	57	42040	40404	
23	47	07033	40601	
24	04	34061	41603	
25	22	20042	42524	
26	01	20070	40130	
27	15	20040	30604	
30	24	20121	70304	
31	57	52420	40447	
32	24	01301	20157	
33	42	04040	40404	
34	2	200	10000	Rewind #1
	CA	CT35		

4. UNICODE SAMPLE CODING

4. UNICODE SAMPLE CODING.

a. Matrix Inversion by UNICODE

Assume A is the matrix to be inverted and iC is the i-th approximation to the inverse. Set 0C to A^T . Then for the i-th iteration ($i=1, 2, \dots, n$ where n is the rank of the matrix)

$${}^iC_{jk} = \frac{{}^{i-1}C_{jk}}{A_i {}^{i-1}C_i} \quad \text{for } k=i$$

$${}^iC_{jk} = {}^{i-1}C_{jk} - {}^iC_{ji} (A_i {}^{i-1}C_k) \quad \text{for } k \neq i$$

where A_i is the i-th row of A and jC_i is the i-th column of jC . After n repetitions $C_n = \text{Inverse of A}$.

Next an estimate of the error is made

$$\text{Average error} = \frac{\sum \sum A_i {}^n C_j - n}{n^2}$$

If the average error is greater than the error allowed by the routine, ${}^n C$ is used as a new value for ${}^0 C$ and a new approximation is made. Sentence 2.7 of the program establishes the error allowed. Reducing ae (allowable error) to a smaller amount may increase the number of iterations needed to obtain the desired inversion.

To run the program for a different size matrix, change sentences 1, 2.5, and 3. In 2.5, n is given the size of the new n x n matrix. In 3, m is given a numerical value 1 less than n. The numerical value of n determines the new dimensions used for the subscripted variables in sentence 1.

The input matrix A must be prepared on a data tape. It is brought into the computer by the Automatic Data Read-In.

unicode program .
matrix inversion

```
1      dimension a(10,10),c(10,10),r(10) .
2      start .
2.5    n=10 .
2.7    ae=0.01 .
3      m=9 .
3.1    vary i 0(1)m sentences 3.2 thru 3.3 .
3.2    vary j 0(1)m sentence 3.3 then resume 3.1 .
3.3    list a(i,j), i, j, tape 4 .
4      vary i 0(1)m sentences 5 thru 6 then jump to 6.5 .
5      vary j 0(1)m sentence 5 then resume 4 .
6      c(i,j)=a(j,i) .
6.5    l=-1 .
7      vary i 0(1)m sentences 7.5 thru 24 .
7.5    vary k 0(1)m sentences 8 thru 10 then jump to 11 .
8      r(k)=0 .
9      vary j 0(1)m sentence 10 then resume 7.5 .
10     r(k)=r(k)+(a(i,j)*c(j,k)) .
11     vary j 0(1)m sentence 12 then jump to 13 .
12     c(j,i)=c(j,i)/r(i) .
13     if i = -1 jump to 20 .
14     la=0 .
15     lb=1 .
16     vary k la(1)lb sentences 17 thru 18 then jump to 19 .
17     vary j 0(1)m sentence 18 then resume 16 .
18     c(j,k)=c(j,k)-(c(j,i) * r(k)) .
19     if lb = m jump to 23 .
20     la = l+2 .
21     lb = m .
21.5   if la > m jump to 24.1 .
22     jump to sentence 16 .
23     i = l+1 .
24     resume 7 .
24.1   q=0 .
24.15  vary i 0(1)m sentences 24.2 thru 24.3 then jump to 24.35 .
24.2   vary k 0(1)m sentences 24.25 thru 24.3 then resume 24.15 .
24.25  vary j 0(1)m sentence 24.3 then resume 24.2 .
24.30  q = q + (a(i,j) * c(j,k)) .
24.35  e = (q-n)/n2 .
24.39  type e .
24.4   if |e| > ae, jump to 6.5 .
24.5   vary i 0(1)m sentences 24.6 thru 25 then jump to 26 .
24.6   vary k 0(1)m sentence 25 then resume 24.5 .
25     list c(i,k),i,k, tape 4, .
26     stop .
zzzzzend of tape .
```

b. Floating Point to Fixed Point Sub-Program

This is a method of converting a floating-point number to the nearest integer. The sub-program to do this is shown operating at sentences 100 to 106. Controlling sentences of the main program which reference the sub-program are given here as sentences 50-51.

Note that the Vary loop shown is never finished. A jump out is made to exit sentences when the nearest integer is found.

- 50. Compute Fix (Z(J)) Δ .
- 51. I = KK Δ .
- 100. Fix (Q(KA)) Δ .
- 101. ZZ = |Q(KA)| Δ .
- 102. Vary KK 0(1) 999999 with ZZ ZZ(-1) -2 Sentence 103 Δ .
- 103. If ZZ < 0.5 jump to 104 Δ .
- 104. If Q (KA) > = 0 jump to 106 Δ .
- 105. KK = -KK Δ .
- 106. Exit Δ .

c. Linear Programming Application.

Unicode program

linear program
original dantzig method

```

1 dimension a(17),x(8,17), z(17), delta(17), c(17), psi(8), p 8), temp(17), work(8)
2 start .
2.1 lf = 7 .
2.2 lg = 16 .
2.3 g = 16 .
3.1 read x .
3.2 read c .
3.3 read psi .
3.4 read p .

```

Note: Only sentences 1 - 2.3 need be changed for matrices of different size.

BEGINNING OF CYCLE

4	x(0,0) = x(0,0) + 1 .	
5	vary i 0(1)lg sentences 6 thru 8 .	}
6	z(i) = 0 .	
7	vary j 1(1)lf sentence 8 .	}
8	z(i) = z(i) + x(j,i) X psi(j) .	
9	vary i 0(1)lg sentence 10 .	}
10	delta(i) = z(i)-c(i) .	
11	temp(0) = 0 .	}
12	k = 0 .	
13	vary i 1(1)lg with b 1(1)g sentences 14 thru 17 .	
14	if temp(0) G delta(i), jump to sentence 16 .	
15	resume 13 .	
16	vary j 1(1)lf sentence 16.1 .	
16.1	if b = p(j), jump to sentence 15 .	
16.2	temp(0) = delta (i) .	Find smallest negative δ
17	k = i .	
18	if k = 0, jump to sentence 44 .	If no negative δ is found, go to output
19	type k .	Type k = subscript of incoming vector
20	temp(0) = 1000 .	}
21	vary j 1(1)lf sentences 22 thru 29 .	
22	if x(j,k) G 0, jump to sentence 25 .	
23	temp(j) = -1 .	
24	resume 21 .	
25	if x(j,0) L 0, jump to sentence 23 .	
26	temp(j) = x(j,0)/x(j,k) .	
27	if temp(j) G= temp(0) jump to sentence 24 .	2) $\theta = \min_i \frac{\lambda_j}{x_{ik}}$
		Find mr (position in basis) for out going vector

28	temp(0) = temp(j) .	}	(Continued)
29	mr = j .		
30	type mr .	}	Type mr
31	psi(mr) = c(k) .		3) place coefficient of incoming vector in new position
32	p(mr) = x(0,k) .	}	4) place number of incoming vector in new position
33	vary j 1(1)lf sentence 34 .		
34	temp(j) = x(j,k) .	}	Save column k and $x_{rk} = a$
34.1	work(0) = x(mr,k) .		
35	vary i 0(1)lg sentences 36 thru 42 .	}	5) calculate incoming row
36	x(mr,i) = x(mr,i)/work(0) .		
37	if x(mr,i) not= 0, jump to sentence 40 .		
38	resume 35 .		
39	resume 40 .	}	6) calculate remaining parts of matrix by columns
40	vary j 1(1)lf sentences 41 thru 42 .		
41	if j = mr, jump to sentence 39 .		
42	x(j,i) = x(j,i) - x(mr,i) X temp(j) .		
43	jump to sentence 4 .	}	Go to start next cycle
			END OF CYCLE - START OUTPUT
44	vary j 1(1)lf sentence 45 .	}	List numbers of variables in basis
45	list p(j),j,tape 3,((variables in basis)) .		
46	vary i 0(1)lg sentence 47 .	}	List δ 's (shadow prices)
47	list delta(i),i,tape 3, ((delta)) .		
48	vary j 0(1)lf sentences 49 thru 50 .	}	List whole final matrix
49	vary i 0(1)lg sentence 50 .		
50	list x(j,i),j,i, tape 3 ((final tableau), (matrix),(row),(column)) .		
51	vary i 1(1)lg sentence 52 .	}	Find and list values of variables
52	temp (i) = 0 .		
53	vary j 1(1)lf sentences 54 thru 56 .		
54	vary i 1(1)lg sentence 55 .		
55	if x(0,i) = p(j), jump to sentence 56 .		
56	temp(i) = x(j,0) .		
58	vary i 1(1)lg sentence 59 .	}	Compute and list back solution
59	list temp(i),i,tape 3, ((values of variables)) .		
60	vary j 1(1)lf sentences 61 thru 66 .	}	
61	read a .		
62	work (j) = 0 .		

```

63 vary i 1(1)lg sentences 64 thru 65 .
64 work(j) = work(j) + temp(i) X a(i) .
65 z(j) = work(j) - a(0) .
66 list z(j),j,tape 3, ((back solution)),
    (deviation), (equation) .
67 c(0) = 0 .
68 vary i 1(1)lg sentence 69 .
69 c(0) = c(0) + temp (i) X c(i) .
70 list c(0), tape 3, ((profit function)) .
71 type c(0) .
71.1 list x(0,0), tape 3, ((cycle count)) .
71.2 type x(0,0) .
72 stop .
zzzzzzend of tape .

```

(Continued)

Compute and list back solution

Compute and type and list profit function

Type and list cycle count

Arrangement of the data tape:

Constant term Coef- Coef- Coef-
 ficient ficient ficient
 x_0 x_1 $x_2 \dots x_{16}$

A(I) 7 sets of A (rows of original equation)

Y(J,I)	Cycle counter	Vector numbers													
	0	1	2	3	...	16									

Constant terms	x_{10}	x_{11}	x_{12}	x_{13}	...	x_{16}
	x_{20}	x_{21}	x_{22}	x_{23}	...	x_{26}

	x_{70}	x_{71}	x_{72}	x_{73}	...	x_{76}

Coefficient matrix

C (I) 0 C_1 C_2 C_3 . . . C_{16} coefficients of profit function
 PSI(J) 0 ψ_1 ψ_2 ψ_3 . . . ψ_7 coefficients of profit function of the vectors in the basis
 P (J) 0 P_1 P_2 P_3 . . . P_7 vector numbers in basis

The slack variables and artificial variables must be inserted in the data tape.
 The starting basis is the unit matrix.

This column outside tableau need not be saved (for outgoing vector)

How the new tableau is computed from the preceding one: (Method taken from Charnes, Cooper, Henderson, "An Introduction to Linear Programming".)
 x_{ik} are the values of column k in the old tableau, k being the number of the vector that was selected in the old tableau to enter the base.
 x_{ri} are the values in the outgoing row.
 $\lambda_i = x_{i0}$ are the coefficients of P_0 (the constants in the input data).

$\frac{\lambda_i}{x_{ik}}$	$C_j \rightarrow$	basis	$-M$		\dots	$-M$	C_1	C_k	C_9		
	values	vector	$P_0 (\lambda_i)$	P_{10}	P_r	P_{16}	P_1	P_k	P_9		
$\psi \downarrow$	$P \downarrow$	number									
	C_{10}	P_{10}	$x_{10 0}$	$x_{10 10}$	$x_{10 r}$	\dots	$x_{10 16}$	$x_{10 1}$	$x_{10 k}$	\dots	$x_{10 9}$
	C_r	P_r	$x_{r 0}$	$x_{r 10}$	$x_{r r}$	\dots	$x_{r 16}$	$x_{r 1}$	$x_{r k} = a$	\dots	$x_{r 9}$
	C_{12}	P_{12}	$x_{12 0}$	$x_{12 10}$	$x_{12 r}$	\dots	$x_{12 16}$	$x_{12 1}$	$x_{12 k}$	\dots	$x_{12 9}$
	\vdots	\vdots	\vdots	\vdots	\vdots	\vdots	\vdots	\vdots	\vdots	\vdots	\vdots
	C_{16}	P_{16}	$x_{16 0}$	$x_{16 10}$	$x_{16 r}$	\dots	$x_{16 16}$	$x_{16 1}$	$x_{16 k}$	\dots	$x_{16 9}$
	Z_j		0) Z_0	0) Z_{10}	0) Z_r	0) \dots	0) Z_{16}	0) $Z_1 = \sum C_j x_{j1}$	0) Z_k	0) \dots	0) Z_9
	$Z_j - C_j$		val. prof. fct. 1) $Z_0 - C_0$	1) $Z_{10} - C_{10}$	1) $Z_r - C_r$	1) \dots	1) $Z_{16} - C_{16}$	1) $Z_1 - C_1$	1) $Z_k - C_k$	1) \dots	1) $Z_9 - C_9$
	Values	Numbers									
2)	C_{10}	P_{10}	6)	6)	6)	6) \dots	6)	6)	6)	6) \dots	6)
2)	3) C_k	4) P_k	5) $\frac{x_{r 0}}{a}$	5) $\frac{x_{r 10}}{a}$	5) $\frac{x_{r r}}{a}$	5) \dots	5) $\frac{x_{r 16}}{a}$	5) $\frac{x_{r 1}}{a}$	5) $\frac{a}{a} = 1$	5) \dots	5) $\frac{x_{r 9}}{a}$
2)	C_{12}	P_{12}	6)	6)	6)	6)	6)	6)	6)	6) \dots	6)
	\vdots	\vdots									
2)	C_{16}	P_{16}	6) $x_{16 0} - \frac{x_{r 0}}{a} x_{16 k}$	6)	6)	6)	6)	6)	6)	6) \dots	6) $x_{16 9} - \frac{x_{r 9}}{a} x_{16 k}$
	Z_j										
	$Z_j - C_j$										

The new tableau is generated in the steps 0 - 1 - 2 - 3 - 4 - 5 - 6.
 But watch!: Compute for step 6 only columns, where step 5 gave element $\neq 0$ and $x_{ik} \neq 0$; otherwise column remains unchanged. In this example the slack and artificial variables (10-16) are placed before the real variables (1-9). The sequence is unimportant but the constant vector P_0 must remain in the first column. The coded program has in the data tape the variables in their natural order 1, 2...10...16.

5. UNICODE CARD INPUT

5. UNICODE Card Input

Card input to UNICODE is possible without any change in the UNICODE Master Tape if a Card-to-Excess-Three Routine is written and added to the UNICODE Service Routines. Then the tape produced by this routine with card input may be used in UNICODE similarly to the tape produced by the Flex-to-Excess-Three Routine.

Assuming only 48 characters available on cards, certain restrictions in the writing of the UNICODE programs must be adopted. Superior figures can be eliminated by the use of the symbol POW followed by regular figures. Only one of the two signs, > and < , can be used. The space is simulated by no punch on the cards. The dash becomes the minus sign. No simulation is needed for the comma and period. Counting the 26 alphabetic, 10 numeric, and the 4 mentioned, only 8 available characters remain. The operator can obtain the essential UNICODE characters needed by an arbitrary assignment of characters which will later be changed by the conversion routine to the excess-three value desired. The following is one such possible assignment.

Excess-Three Character	Card Character	Card Punching
/	/	0 - 1
<	@	4 - 8
*	*	X - 4 - 8
+	&	Y
=	#	3 - 8
	:	Y - 4 - 8
(\$	X - 3 - 8
)	%	0 - 4 - 8

In the above assignment, there is no greater than (>) sign. If in the IF sentence, a term such as "X > Y" is wanted, it should be written as "Y < X". Similarly, if a term "X > = Y" is wanted, it should be written

"Y < = X". If the converse of the latter is wanted, in addition, in an IF sentence, it is supplied automatically by a jump to the following sentence on failure of the < = relation to hold. Further flexibility can be introduced here by making this next sentence a JUMP sentence. It can be seen that only two clauses are now permitted in the IF sentence, but, because of the possibilities of combining the IF sentence with a subsequent JUMP sentence, there is no real loss in generality.

Each 80-column card should be considered a complete blockette. The conversion routine should use spaces to fill out the remaining 40 characters in the blockette.

If a sentence overruns from one card to another, care must be taken not to break a symbol into two parts. One must always end the punching of a card on a divider or a space. Any number of spaces may be put between symbols of a UNICODE sentence. Thus, 40 or more spaces between symbols in a sentence will not cause trouble. However, putting only part of a symbol on one card will destroy its meaning.

The first 6 positions of a regular UNICODE program card are reserved for the line number. The first 6 positions of an overrun program card must not be punched. On an overrun Data card, no indentions are needed. Of course, no figures may be broken at the end of a Data card. Thus, on Data cards, scientific notation numbers may not be broken into separate parts by use of spaces because spaces indicate the start of a new figure on Data lists. On the other hand, on a program card, the symbols making up a scientific notation number may be separated by spaces. Use of a comma following the last figure on a Data card will save computer time because it stops further analysis of the blockette and ignores the spaces used to fill the line.

The PRINT sentence, being limited to 6 blockettes, is somewhat limited in size by the use of cards, but this restriction is easily overcome by writing two or more PRINT sentences in succession.

The rules of tape preparation explained in the UNICODE Manual must be simulated when using cards. Thus, whenever blockettes of spaces are needed to fill out a block, the right number of blank cards must be inserted.

Card input for UNICODE programs and Data can be used at a computer installation which has no direct provision for card input to the computer if there is available a Card-to-Magnetic Tape Converter. If the cards have been properly prepared in accordance with the conventions described here, they can be run through the Card-to-Magnetic Tape Converter and this output tape then translated to a UNICODE tape by means of a short conversion routine.

Though this latter routine is at present specifically adjusted to the arbitrary assignment of characters given earlier in this paper, it can be readjusted to any other assignment merely by modifying the order or content of two 8-line tables.

Cards to UNICODE Tape

This routine has as input a magnetic tape obtained from cards via the Card-to-Magnetic Tape Converter. The characters on this tape are changed, as needed, to the excess-three equivalents which are recognized by UNICODE.

The space-fill option for no punch should be used in producing the input tape on the Card-to-Tape Converter. Further conventions followed in writing the programs and Data lists and punching the cards are described in the write-up, UNICODE Card Input. The arbitrary assignment of card characters given in the table therein is assumed to be standard. No special translation is needed for the first three characters of this table after the Card-to-Tape conversion. However, the remaining five characters have to be translated from one excess-three value to another before they are acceptable to UNICODE.

When it is known that none of these five characters have been used, there is no need to use this routine. The tape from the Card-to-Tape Converter may be used directly as an input to UNICODE. This will happen most frequently with Data lists. If a Data list is preceded by a Data Index, which uses equal (=) signs, of course, it will still be necessary to run the tape from the Card-to-Tape Converter through this conversion routine. Other than the equals sign which only occasionally occurs in a Data Index, only one character on Data lists, the semicolon, has no counterpart among the usual card characters. The semicolon should always be replaced by the comma in Programs or Data lists using cards. Thus, many sets of Data list cards, when properly punched and run through the Card-to-Tape Converter, will produce a tape completely acceptable to UNICODE.

If a Card-to-Magnetic Tape Converter is available, it will be found a more economical procedure to prepare all Data lists in this way because of the greater ease of correction. This will be true regardless of whether or not the program has been prepared on cards.

To translate the five characters mentioned above, the following two tables of excess-three values are used in this routine:

Card-to-Tape Produced Excess-Three Value

00 00000 00016	£
00 00000 00035	#
00 00000 00062	:
00 00000 00055	\$
00 00000 00075	%

UNICODE Accepted Code for Character

00 00000 00063	+
00 00000 00076	=
00 00000 00042	
00 00000 00017	(
00 00000 00043)

Each of these tables is contained in an 8-line space. Thus, they can be increased in size up to eight lines and altered as needed to produce a different conversion. The order within the tables is significant. Thus, recognition on an input tape of the third value in the first table would give a substitution on the UNICODE tape of the third value of the second table.

There are two versions of this routine; one for the 1103A and one for the 1105. With the 1105 version an MJ2 setting indicates that Tape Control Unit 2 is being used. No MJ2 setting indicates use of TCU1. No settings are needed with the 1103A version.

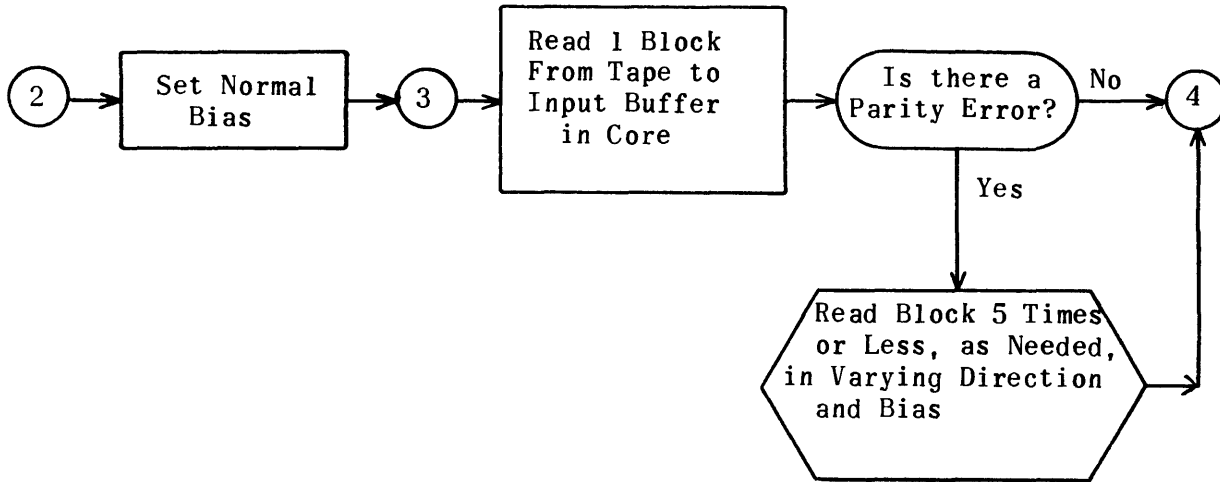
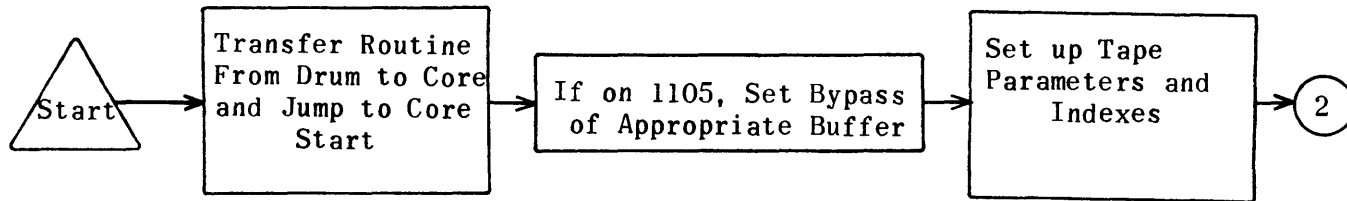
To operate either version, after checking whether an MJ2 setting is needed, put the tape produced by the Card-to-Magnetic Tape Converter on any Uniservo. The number of this Uniservo should be placed in A_v . In Q_v put the number of the Uniservo on which the UNICODE tape is to be written. The octal number of input blocks must be in Q_u .

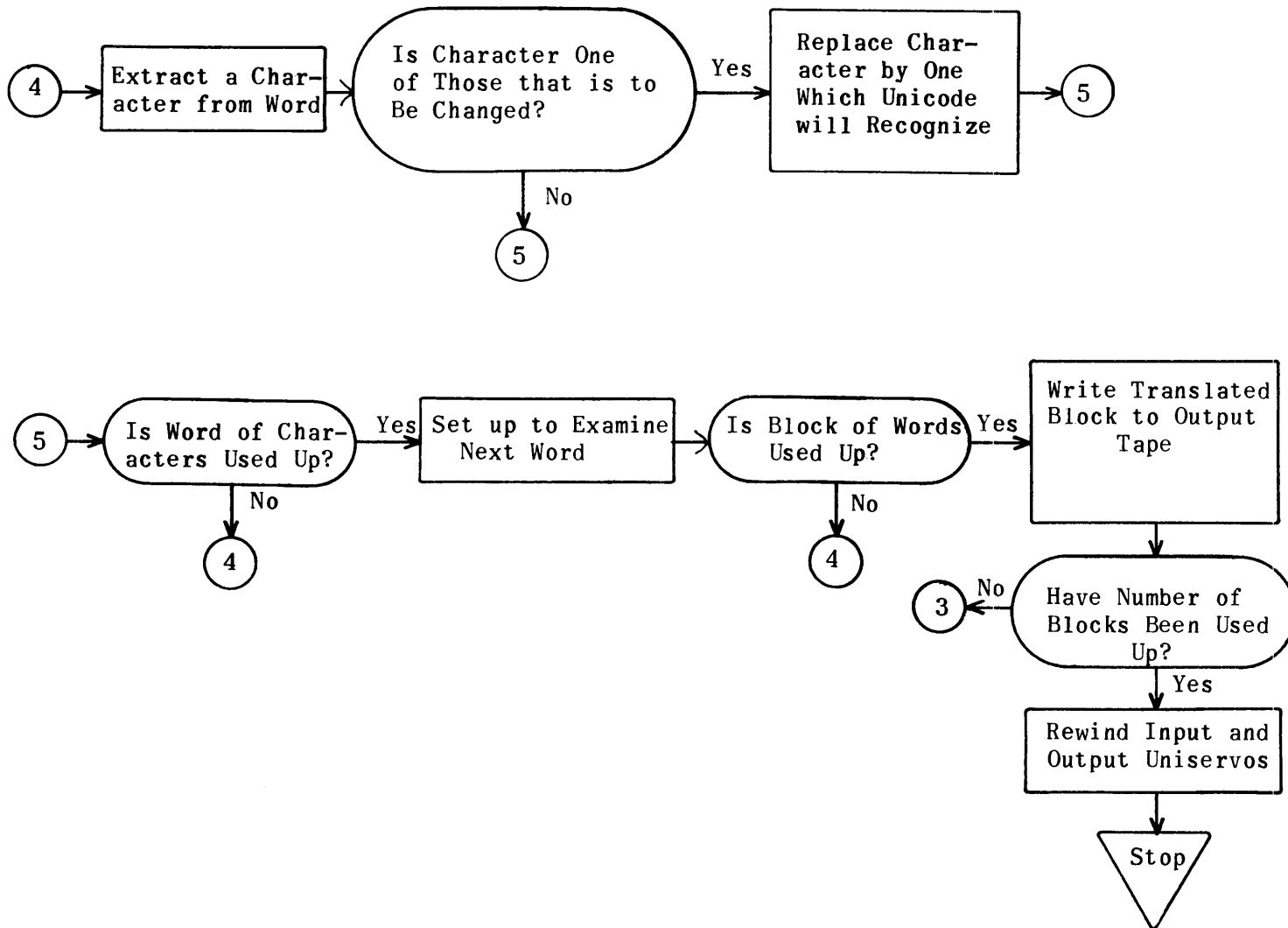
Start with beginning address at 77460. The routine transfers itself to core where it operates from 6300-6736. Both tapes are rewound on completion of the translation. The computer stops with PAK at 6300, which address, since the core is not restored, can be used for a start of any additional translation. No check is made for illegal parameters. A failure to recover from a parity error after 5 additional reads with varying bias and direction will cause a computer stop with the print-out: PY. Another 6-read trial can be obtained at this point by pushing the START button.

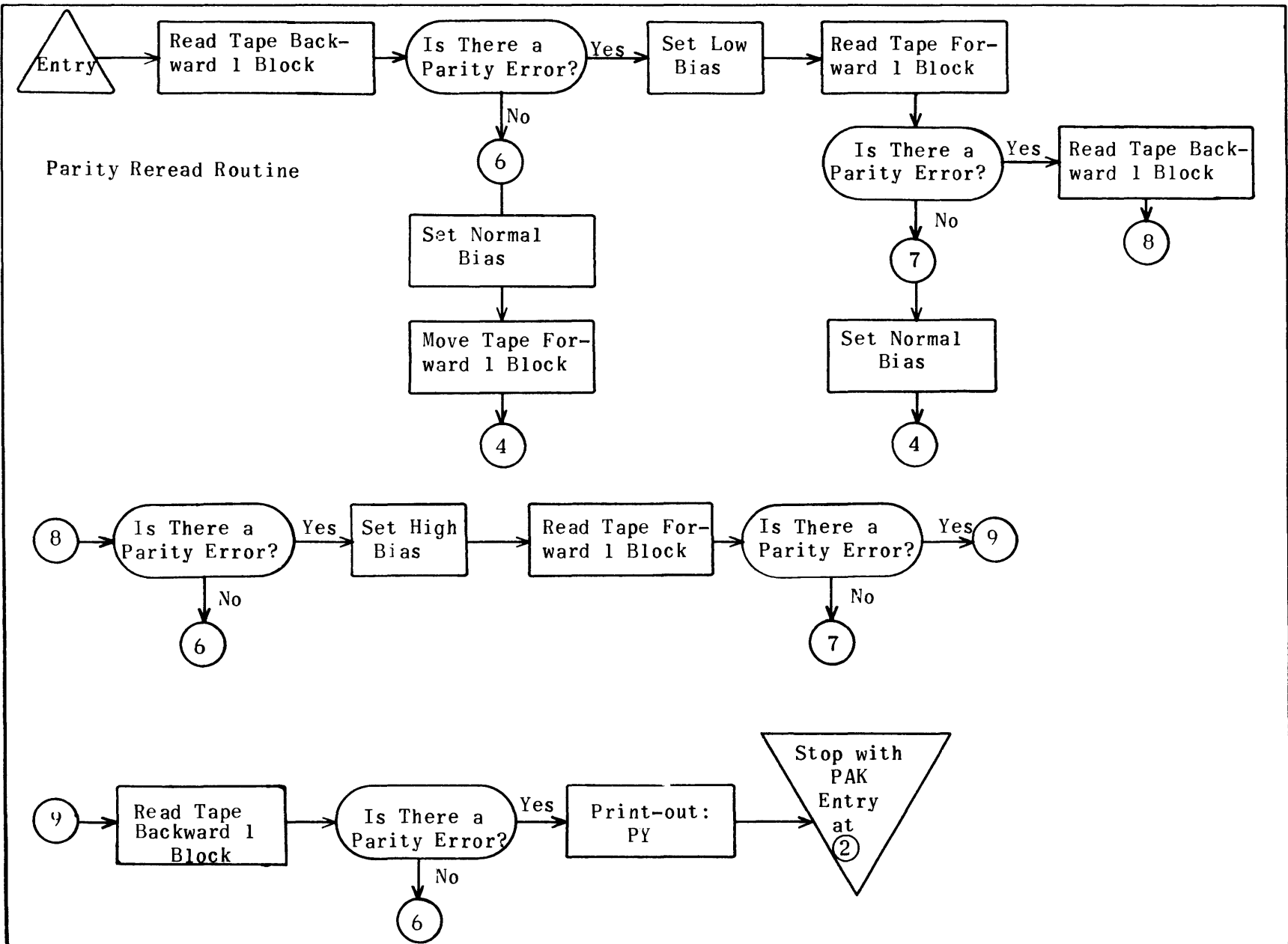
The flex copy of this routine loads in the drum from 77460-77714. It may be added to the biocatal tape of UNICODE Service Routines. It has not been included on any of the tapes of the UNICODE System but flow charts and annotated coding for it are shown following this write-up.

On both versions of the routine the first table is located at 77675 and the second table at 77705. A change in the number of significant values in the tables would necessitate a change in the repeat instruction that controls use of the first table. On the 1103A version this instruction reads 75 20005 06345 and is located at 77515. On the 1105 version this instruction reads 75 20005 06362 and is located at 77532. For example, an increase to 8-line sets of significant values in the tables in the 1105 version would require a change of the content of 77532 to 75 20010 06362.

Flow Charts for Routine to Convert Card-To-Tape Converted
Tape to UNICODE Tape (1103A or 1105)







Regions for 1103A or 1105 Routine To Convert Card-To-Tape
Converted Tape to UNICODE Tape

RE DH77460
RE HL6300
RE BL6377
RE TC6460
RE NU6513
RE BE6522
RE NE6523
RE UC6533
RE TS6547

1105 Routine to Convert Card-to-Tape Converted Tape to UNICODE Tape

	IA DH		
	RP 30233 HL	}	Transfer Routine from drum to core
	TP DH ² HL		
HLO	LA A ¹⁴		
1	TP A UC ⁶	}	Number of input Uniservo to UC6 in shifted position.
2	TP Q UC ⁴		
3	MJ 20000 HL ⁵		Storing q in UC4
4	MJ 0 HL ¹¹		Is MJ2 set? If so, jump to bypass buffer 2
5	MJ 50000 HL ⁵		Jump to bypass buffer 1
6	TP TC ¹ UC ¹³		Is Buffer 2 active?
7	EF 0 TC ¹³		Set up TCU2 selection
10	MJ 0 HL ¹⁴		Bypass buffer 2
11	MJ 40000 HL ¹¹		Is buffer 1 active?
12	TP TC UC ¹³		Set up TCU1 selection
13	EF 0 TC ¹²		Bypass buffer 1
14	TP TC ²⁶ Q	}	Put TCU selection in tape handling parameter
15	RP 10010 HL ¹⁷		
16	QS UC ¹³ TC ²		
17	SP UC ⁶ 0		
20	AT TC ² UC		
21	TP TC ³² Q		
22	QT UC ⁴ UC ¹²		
23	LQ A ²⁵		"Read forward 1 block from input servo" set up in UC
24	ST TC ²³ UC ⁵		u of Initial Q transferred to A _v
25	TP TC ²² UC ¹²	}	Index of number blocks formed in UC5
26	TV UC ⁴ UC ¹²		
27	LA UC ¹² 14		
30	TP A UC ⁴		v of Initial Q transferred to UC4 in shifted position. This is output servo number
31	AT TC ³ UC ¹		"Write 1 block to output servo" set up in UC1
32	17 0 TC ⁵		Set normal bias
33	17 0 UC	}	Read forward 1 block to core
34	75 10170 HL ³⁶		
35	76 10000 TS		

36	76 0 A	}	Is there a parity error?
37	ZJ HL ⁴⁰ HL ⁴¹		
40	RJ BL BL ¹	}	Recover from parity error by attempted rereads at different bias
41	TU TC ²¹ HL ⁴⁵		
42	TU TC ²¹ HL ⁴⁷	}	Set up start of analysis of block at 1st address of buffer, TS
43	TP TC ²⁰ UC ³		
44	TP TC ¹⁶ UC ²	}	Index of greatest possible (162) number of words set up. Rest of block words are spaces Index for number characters in word
45	LQ TS ⁶		
46	TP TC ¹⁴ Q	}	Character to A for examination
47	Q ^T TS A		
50	RP 20005 HL ⁶²	}	Is character one of 1st table?
51	EJ NU HL ⁵²		
52	SN Q ¹⁷	}	r → u of substituting command
53	SA HL ⁵⁰ 0		
54	TU A HL ⁶¹	}	Location in block to v of substituting command
55	LQ HL ⁴⁵ Q ²⁵		
56	TV Q HL ⁶¹	}	r + BE to u of Substituting command to get proper character of 2nd table
57	RA HL ⁶¹ TC ¹⁵		
60	TP TC ¹⁴ Q	}	Character substitution (2nd table char. for 1st table char.)
61	QS 30000 30000		
62	IJ UC ² HL ⁴⁵	}	Index jump on no. characters in word
63	RA HL ⁴⁵ TC ¹⁷		
64	RA HL ⁴⁷ TC ¹⁷	}	Set-ups to examine next word
65	IJ UC ³ HL ⁴⁴		
66	17 0 UC ¹	}	Write 1 translated block on Output Uniservo
67	75 10170 HL ⁷¹		
70	77 10000 TS	}	Index on number of blocks
71	IJ UC ⁵ HL ³³		
72	RA UC ⁶ TC ⁴	}	Rewinds input Uniservo
73	17 0 UC ⁶		
74	RA UC ⁴ TC ⁴	}	Rewinds output Uniservo
75	17 0 UC ⁴		
76	MS ⁰ HL	}	Stop with core starting address in PAK

BL	0	MJ 0 30000	
	1	TV TC ²⁵ BL ⁶	Set-up to read from last address of buffer
Parity Reread Routine	2	TP TC ²⁴ UC ¹⁰	Index of number of words in buffer to UC10
	3	TP TC ¹⁰ A	Read backward 1 block input Uniservo
	4	AT UC ⁶ UC ⁷	
	5	17 0 UC ⁷	
	6	76 10000 TS ¹⁶⁷	Providing 170 external reads into descending addresses
	7	RS BL ⁶ TC ²³	
	10	IJ UC ¹⁰ BL ⁶	Is there a parity error?
	11	76 0 A	
	12	ZJ BL ¹³ BL ⁵²	Set low bias
	13	17 0 TC ⁶	
	14	17 0 UC	Read forward 1 block input Uniservo
	15	75 10170 BL ¹⁷	
	16	76 10000 TS	Is there a parity error?
	17	76 0 A	
	20	ZJ BL ²¹ BL ⁵⁷	Set-up to read into last address of buffer
	21	TV TC ²⁵ BL ²⁴	
	22	TP TC ²⁴ UC ¹⁰	Index of number of words in buffer to UC10
	23	17 0 UC ⁷	Read backward 1 block input Uniservo
	24	76 10000 TS ¹⁶⁷	Providing 170 external reads
	25	RS BL ²⁴ TC ²³	
	26	IJ UC ¹⁰ BL ²⁴	Is there a parity error?
	27	76 0 A	
	30	ZJ BL ³¹ BL ⁵²	Set high bias
	31	17 0 TC ⁷	
	32	17 0 UC	Read forward 1 block input Uniservo
	33	75 10170 BL ³⁵	
	34	76 10000 TS	Is there a parity error?
	35	76 0 A	
	36	ZJ BL ³⁷ BL ⁵⁷	Set-ups for reading backward
	37	TV TC ²⁵ BL ⁴²	
	40	TP TC ²⁴ UC ¹⁰	Read backward 1 block input Uniservo
	41	17 0 UC ⁷	
	42	76 10000 TS ¹⁶⁷	
	43	RS BL ⁴² TC ²³	
	44	IJ UC ¹⁰ BL ⁴²	

	45	76 0 A	}	Is there a parity error?	
	46	ZJ BL ⁴⁷ BL ⁵²			
	47	75 10003 BL ⁵¹			Print out "carriage return" PY
	50	PR 0 TC ²⁷			
	51	MS 0 HL ³²			Stop with PAK at complete restart of attempt to read block
	52	17 0 TC ⁵		Set normal bias	
	53	TP TC ¹¹ A	}		
	54	AT UC ⁶ UC ¹¹			Move forward Input servo 1 block
	55	17 0 UC ¹¹			
	56	MJ 0 BL			Exit from parity read
	57	17 0 TC ⁵		Set normal bias	
	60	MJ 0 BL		Exit from parity read	
TC	0	1 0 0		TCU1 indicator	
	1	2 0 0		TCU2 indicator	
Constants	2	0 602 0		Read forward 1 block & stop	
	3	0 646 0		Write 1 block and stop	
	4	0 200 0		Rewind tape	
	5	0 1 50000		Normal bias	
	6	0 1 60000		Low bias	
	7	0 1 70000		High bias	
	10	0 612 0		Read backward 1 block	
	11	0 4 1		Move forward 1 block	
	12	0 10000 04000		Bypass buffer 1	
	13	0 20000 04000		Bypass buffer 2	
	14	0 0 77		Mask	
	15	0 BE 0		Address just before 2d table	
	16	0 0 5		Index for characters in a word	
	17	0 1 0		Adder	
	20	0 0 161		Index for greatest possible number (162) words in block	
	21	0 TS 0		Starting address of buffer	
	22	0 0 0		Zero	
	23	0 0 1		Adder	
	24	0 0 167		Index for number words in block	

	25	0 0	TS ¹⁶⁷	Address of last word in block
	26	77 0 0		Mask
	27	0 0 45		Carriage return
	30	0 0 15		P
	31	0 0 25		Y
	32	0 77777 0		Mask
NU	0	0 0 16	&	First Table Card-to-Tape Produced
	1	0 0 35	#	Excess-Three Values
	2	0 0 62	:	
	3	0 0 55	\$	
	4	0 0 75	%	
	5	0 0 0		
	6	0 0 0		
	7	0 0 0		
NE	0	0 0 63	+	Second Table Excess-Three Values
	1	0 0 76	=	Accepted by Unicode
	2	0 0 42		
	3	0 0 17	(
	4	0 0 43)	
	5	0 0 0		
	6	0 0 0		
	7	0 0 0		
		CA DH ²³⁵		

Temporaries Used

UC	0	Read forward 1 block of tape
	1	Write 1 block on output tape
	2	Index for characters in a word
	3	Index for total words possible in block (162)
	4	Holds initial value of Q. Later holds output tape no. shifted
	5	Index for number of blocks
	6	Holds initial A _v shifted of input tape number
	7	Read backward 1 block
	10	Index to read backward
	11	Move forward 1 block
	12	Temporary to get output servo no. shifted to right position
	13	Holds Tape Control Unit No. in "Operation" part of word.

TS Buffer of 170₈ lines used for reading into and writing from after translation to UNICODE characters.

1103A Routine to Convert Card-to-Tape Converted
Tape to UNICODE Tape

	IA DH		
	RP 30233 HL	}	Transfer routine to core from drum and jump to start in core
	TP DH ² HL		
HLO	LA A ¹⁴		
1	TP A UC ⁶	}	Number of input Uniservo to temporary in 5th- digit position
2	AT TC UC		
3	TP Q UC ⁴		
4	TP TC ²⁵ Q	}	Forming index for number blocks in temporary
5	QT UC ⁴ UC ¹²		
6	LQ A ²⁵		
7	ST TC ¹¹ UC ⁵		
10	TP TC ¹⁰ UC ¹²	}	Output tape number in 5th position to temporary
11	TV UC ⁴ UC ¹²		
12	LA UC ¹² 14		
13	TP A UC ⁴		
14	AT TC ¹ UC ¹	}	Forming parameter for tape write in temporary
15	17 0 TC ¹³		
16	17 0 UC	}	Set normal bias
17	75 10170 HL ²¹		
20	76 10000 TS	}	Read 1 block of tape
21	76 0 A		
22	ZJ HL ²³ HL ²⁴	}	Providing 170 ₈ external reads
23	RJ BL BL ¹		
24	TU TC ⁷ HL ³⁰	}	Is there a parity error?
25	TU TC ⁷ HL ³²		
26	TP TC ⁶ UC ³	}	Jump to parity reread routine
27	TP TC ⁴ UC ²		
30	LQ TS ⁶	}	Set up examining loops to beginning of block
31	TP TC ² Q		
32	QT TS A		
33	RP 20005 HL ⁴⁵		
34	EJ NU HL ³⁵	}	Index for 162 ₈ (maximum possible non-space) words in block set up
		}	Index for 6 characters in line set up
		}	Is a character one of those in first table?

35	SN Q 17	}	Replace character by the corresponding one in second table
36	SA HL ³³ 0		
37	TU A HL ⁴⁴		
40	LQ HL ³⁰ Q ²⁵		
41	TV Q HL ⁴⁴		
42	RA HL ⁴⁴ TC ³		
43	TP TC ² Q		
44	QS 30000 30000		
45	IJ UC ² HL ³⁰	}	Jump back to beginning of loop to examine next character in line
46	RA HL ³⁰ TC ⁵		
47	RA HL ³² TC ⁵	}	Set-ups to examine next line in block
50	IJ UC ³ HL ²⁷		
51	17 0 UC ¹		
52	75 10170 HL ⁵⁴	}	Write completely translated block to output tape
53	77 10000 TS		
54	IJ UC ⁵ HL ¹⁶	}	Have number of blocks been exhausted?
55	RA UC ⁶ TC ¹²		
56	17 0 UC ⁶	}	Rewind input Uniservo
57	RA UC ⁴ TC ¹²		
60	17 0 UC ⁴		
61	MS 0 HL		
	0 0 0	}	Unused fill lines put in so this routine will occupy same regions as 1105 counterpart
	0 0 0		
	0 0 0		
	0 0 0		
	0 0 0		
	0 0 0		
	0 0 0		
	0 0 0		
	0 0 0		
	0 0 0		
	0 0 0		
	0 0 0		

	BL 0	MJ 0 30000	
Parity Reread Routine	1	TV TC ²⁰ BL ⁶	Set-up to read from last address of buffer
	2	TP TC ¹⁷ UC ¹⁰	Index of number of words in buffer to temporary
	3	TP TC ¹⁶ A	
	4	AT UC ⁶ UC ⁷	Read backward 1 block of input Uniservo
	5	17 0 UC ⁷	
	6	76 10000 TS ¹⁶⁷	
	7	RS BL ⁶ TC ¹¹	Providing 170 ₈ external reads into descending core addresses
	10	IJ UC ¹⁰ BL ⁶	
	11	76 0 A	
	12	ZJ BL ¹³ BL ⁵²	Is there a parity error?
	13	17 0 TC ¹⁴	
	14	17 0 UC	Set low bias
	15	75 10170 BL ¹⁷	Read forward 1 block input tape
	16	76 10000 TS	170 external reads provided
	17	76 0 A	
	20	ZJ BL ²¹ BL ⁵⁷	Is there a parity error?
	21	TV TC ²⁰ BL ²⁴	
	22	TP TC ¹⁷ UC ¹⁰	
	23	17 0 UC ⁷	
	24	76 10000 TS ¹⁶⁷	Read backward 1 block of input tape to descending core addresses
	25	RS BL ²⁴ TC ¹¹	
	26	IJ UC ¹⁰ BL ²⁴	
	27	76 0 A	
	30	ZJ BL ³¹ BL ⁵²	Is there a parity error?
	31	17 0 TC ¹⁵	
	32	17 0 UC	Set high bias
	33	75 10170 BL ³⁵	
	34	76 10000 TS	Reading forward 1 block input tape
	35	76 0 A	
	36	ZJ BL ³⁷ BL ⁵⁷	Is there a parity error?
	37	TV TC ²⁰ BL ⁴²	
	40	TP TC ¹⁷ UC ¹⁰	
	41	17 0 UC ⁷	
	42	76 10000 TS ¹⁶⁷	Read backward 1 block of input tape to descending core addresses
	43	RS BL ⁴² TC ¹¹	
	44	IJ UC ¹⁰ BL ⁴²	

45	75 0 A	}	Is there a parity error?
46	ZJ BL ⁴⁷ BL ⁵²		
47	75 10003 BL ⁵¹		Print-out: PY
50	PR 0 TC ²²		
51	MS 0 HL ¹⁵		Stop with PAK at place where read can start all over
52	17 0 TC ¹³		Set normal bias
53	TP TC ²¹ A	}	
54	AT UC ⁶ UC ¹¹		Move forward 1 block
55	17 0 UC ¹¹		
56	MJ 0 BL		Exit from reread routine
57	17 0 TC ¹³		Set normal bias
60	MJ 0 BL		Exit
TC 0	2 602 0		Parameter for reading 1 block forward
Constants 1	2 656 0		Parameter for writing 1 block
2	0 0 77		Mask
3	0 BE 0		Address of word before 2nd table
4	0 0 5		Index set-up for 6 characters of line
5	0 1 0		
6	0 0 161		Index set-up for maximum possible (162 ₈) words in block
7	0 TS 0		Beginning address of buffer
10	0 0 0		
11	0 0 1		
12	2 200 0		Rewind parameter
13	2 1 50000		Normal bias parameter
14	2 1 60000		Low bias parameter
15	2 1 70000		High bias parameter
16	2 612 0		Read backward 1 block
17	0 0 167		
20	0 0 TS ¹⁶⁷		Address of last word in buffer
21	2 4 1		Move forward 1 block parameter
22	0 0 45		Carriage return
23	0 0 15		P
24	0 0 25		Y
25	0 77777 0		Mask

	0 0 0	}	
	0 0 0		
	0 0 0		
	0 0 0		
	0 0 0		
NU 0	0 0 16	&	First table - Card-to-Tape
1	0 0 35	#	Produced Excess-Three Values
2	0 0 62	:	
3	0 0 55	\$	
4	0 0 75	%	
5	0 0 0		
6	0 0 0		
7	0 0 0		
NE 0	0 0 63	+	Second Table-Excess-Three
1	0 0 76	=	Codes Accepted by Unicode
2	0 0 42		
3	0 0 17	(
4	0 0 43)	
5	0 0 0		
6	0 0 0		
7	0 0 0		

CA DH²³⁵

Temporaries Used

UC	0	Read forward 1 block of tape from input Uniservo
	1	Write 1 block on output tape
	2	Index for characters in a word
	3	Index for total words possible in block (162 ₈)
	4	Holds initial value of Q. Later holds output tape No. shifted
	5	Index for number of blocks
	6	Holds initial A _v shifted of input tape number
	7	Read backward 1 block
	10	Index to read backward
	11	Move forward 1 block
	12	Temporary to get output servo No. shifted to right position
	13	Not used on 1103A version

TS Buffer of 170₈ lines used for reading into and writing from after translation to Unicode characters.

6. STATISTICAL MISCELLANY

6. STATISTICAL MISCELLANY

a. Call words of UNICODE

1. Regular call words

7 7 - - -	Subscripted variable
7 6 X - -	Subscripted 'dummy' variable for Subprogram - X denotes the number of subscripts
7 5 - - -	Subscripted 'dummy' variable for functions
6 7 - - -	Constant (Floating or Fixed Point)
6 6 - - -	Function (Floating)
6 5 - - -	Floating point variable
6 4 - - -	Fixed point variable
6 3 - - -	Non-subscripted dummy variable in Subprogram
6 2 - - -	Non-subscripted dummy variable for functions
6 1 - - -	Dummy function in Subprogram
5 - - - X	Library routine - X denotes the number of operands
4 - - X X	Pseudo operation - X X denotes the number of operands
2 7 - - -	Statement of Main Program
2 6 - - -	VARY statement of Main Program
2 5 - - -	Equation defining 6 6 - - -, 6 5 - - -, or 6 4 - - - type variable (before START)
2 4 - - -	Equation defining 7 7 - - - type variable (before START)
2 3 - - -	END^OF^TAPE
2 2 - - -	Sentence of Subprogram (including VARY statement)
7 1 - - -	Absolute address call word for those addresses 1000 thru 1777

2. SUPPLEMENTARY CALL WORDS AND ASSOCIATED PRELUDE ENTRIES

The following supplementary call words will be unique only within a given generated routine.

Call words

10---	Relative constants
20---	Fixed constants
60---	Fixed temporary storage
70---	Working temporary storage

The rightmost three octal digits of the call words specify the relative running location of the item within the designated region, the first item of a region being designated by the digits, "000". Thus, the call word, 10003, would be used as a relative address to reference the fourth relative constant in order of increasing memory address. These call words facilitate the generation of machine instructions referencing items in the constant or temporary regions without predetermining the actual addresses of these items relative to the beginning of the running routine.

Relative constants are those which are relatively coded and must be modified during processing. Modifying "10" lines appearing in the Relative Constant region must not be counted when determining the three call-word digits specifying the relative location of constants within the region. Fixed Constants are those constants which are coded in absolute and are not to be modified. Fixed temporaries are those in which information is stored at some time during the execution of the routine and is retained for the duration of the routine. On the other hand, working temporaries* would be those which are used and reused to store different information during a given execution of the routine.

The number of entries in each of the constant or temporary regions, exclusive of "10" lines, must be included in the third word of the Prelude for

* NOTE: Distinguishing between two types of temporary storage was necessary in the generation of equation routines. In general, this may not be necessary.

the routine. This word will be divided into four groups of three octal digits each. Each group will contain the number of entries in the corresponding region, packed to the right and filled with zeros within the group. The word will be divided as follows:

Number of Fixed Temporaries	Number of Working Temporaries	Number of Relative Constants	Number of Fixed Constants
3 octal digits	3 octal digits	3 octal digits	3 octal digits

When any of the regions is not used, a corresponding zero entry must be made in the third word of the Prelude.

An example of the use of supplementary call words in a generated routine would be:

Relative Address	Generated Routine			
	Op	"u"	"v"	
--	---	---	---	} Prelude
--	---	---	---	
00	10010	02003	---	
--	---	---	---	
--	---	---	---	
1000	45	00000	30000	} Body of routine
1001	15	10000	01002	
1002	66	30000	20000	
1003	11	31000	60000	
1004	67	20002	60000	
1005	11	31000	70000	
1006	65	60000	70000	
1007	11	31000	70000	
1010	66	60000	20000	
1011	64	31000	70000	
1012	16	10001	01014	
1013	21	01014	20001	
1014	11	31000	30000	
1015	45	00000	01000	

10000	00	77000	00000	}	Relative constants
10001	00	00000	77005		
20000	20	04000	00000	}	Fixed constants
20001	00	00000	00001		
20002	20	54000	00000	}	Fixed temporary
60000	--	-----	-----		
70000	--	-----	-----	}	Working temporary

3. USE OF CALL WORDS TO REFERENCE SUB-PROGRAM INPUT LIST

The inputs for a sub-program are designated by means of dummy variables appearing in the heading of the sub-program. These inputs may be floating or fixed-point single-valued quantities, subscripted variables, or functions. The dummy variables will be assigned dummy call words depending on the type of input. The leftmost two octal digits of the call words indicate the type of input, the third octal digit specifies the number of subscripts in the case of subscripted variables, and the rightmost two octal digits indicate the relative location of the particular entry in the sub-program input list. These call words are used in the generated routines of a sub-program to reference the entries in the sub-program input list.

The input file for a dummy subscripted variable will contain the call word of the subscripted input variable, and the values of its multipliers, modulus and subscripts in that order. The dummy subscripted variable will have a 76--- type call word; the multipliers, modulus, and subscripts will have 63--- type call words.

SUBSCRIPTED DUMMY VARIABLE INPUT FILE*

Dummy Call word	Op	u	v	
764--	00	77---	77---	Call word of input variable in u and v
630--	--	-----	-----	Numerical value of first multiplier
630--	--	-----	-----	" " " second "
630--	--	-----	-----	" " " third "
630--	--	-----	-----	" " " modulus
630--	--	-----	-----	" " " first subscript
630--	--	-----	-----	" " " second "
630--	--	-----	-----	" " " third "
630--	--	-----	-----	" " " fourth "

*Note: Length of file varies with number of subscripts.

The input file for a dummy function will contain the call word for the input function, and the call word of the equation defining the function. The dummy function will have a 61---type call word.

DUMMY FUNCTION INPUT FILE

Dummy Call word	Op	u	v	
61---	00	66---	66---	Call word of input function in "u" and "v"
61---	00	25---	25---	Call word of equation defining input function in "u" and "v"

The input file for a dummy floating or fixed-point single-valued variable contains only the value of the input quantity.

DUMMY SINGLE-VALUED VARIABLE INPUT FILE

Dummy Call word	Op	u	v	
63---	--	-----	-----	Numerical value of input quantity

The files for the inputs for a sub-program must appear consecutively in the sub-program input list in the order in which the corresponding dummy variables appear in the sub-program heading; the file for the first (leftmost) input variable beginning at the initial address of the input list.

Consider the following:

```

DIMENSION . . . . .X(2,4)
SUB-PROGRAM REFERENCE . . . . .Compute INT(X(1,3), F, L, 0.5)
SUB-PROGRAM HEADING . . . . .INT(W(I,J), G, K, T)
  
```

where:

- (1) INT is a Pseudo Operation
- (2) "X" is a subscripted input variable with call word, 77003.
- (3) "F" is an input function with call word, 66001, and a defining equation with call word, 25005.
- (4) "L" is a fixed-point input variable with value, 2.
- (5) "0.5" is a floating-point constant input.

The entries in the sub-program input list and the associated dummy call words would be:

Dummy Variable	Dummy Call word*	Op	u	v	
W	76200	00	77003	77003	Call word of X in "u" and "v"
	63001	00	00000	00004	Value of multiplier for "X"
	63002	00	00000	00010	Value of modulus for "X"
I	63003	00	00000	00001	Value of first subscript for "X"
J	63004	00	00000	00003	Value of second subscript for "X"
G	61005	00	66001	66001	Call word of "F" in "u" and "v"
	61006	00	25005	25005	Call word of equation for "F" in "u" & "v"
K	63007	00	00000	00002	Value of "L"
T	63010	20	04000	00000	Floating-point constant "0.5"

All sub-program references utilize a common input region, with the current input list overlaying the previous list during running of the object program. The total number of entries in the input list for any sub-program reference must not exceed 100 octal, since only the rightmost two octal digits of the dummy call words are available for designating the relative location of an entry within the sub-program input list.

*Note: The last two octal digits of the dummy call words indicate the relative location of the entry within the input list.

4. USE OF CALL WORDS TO REFERENCE ARGUMENT LIST FOR FUNCTIONS

The dummy arguments for a function are specified on the left of the function equation and may be non-subscripted variables or subscripted variables with only one subscript. These dummy arguments will be assigned dummy call words which will be used in the generated routines to reference the arguments for the function. Argument files pertinent to the real arguments to be used in the evaluation of a function will be transferred to an Argument List for the function by the COMPUTE statement referencing the function. The rightmost two octal digits of the dummy call words indicate the relative location of the particular entry in this Argument List; the leftmost two digits specify the type of entry, i.e., subscripted or non-subscripted.

The argument file for a dummy subscripted argument will contain the call word of the real subscripted argument, the value of the modulus for the argument, and the value of the subscript. The dummy argument will be assigned a 75--- type call word, the dummy subscript and modulus 62--- type call words.

SUBSCRIPTED ARGUMENT FILE

Dummy Call word	Op	u	v	
750--	00	77---	77---	Call word of subscripted argument in "u" and "v"
620--	--	-----	-----	Numerical value of modulus
620--	--	-----	-----	Numerical value of subscript

The argument file for a dummy non-subscripted argument will contain only the value of the real argument. The dummy argument will have a 62--- type call word.

NON-SUBSCRIPTED ARGUMENT FILE

Dummy Call word	Op	u	v	
620--	--	-----	-----	Numerical value of real argument

The argument files for a given reference to a function equation must appear consecutively in the Argument List in the same order as the corresponding dummy

arguments appear on the left of the equation; the file for the first (leftmost) argument beginning at the initial address of the Argument List.

As an example, consider the following:

```
DIMENSIONS . . . . . S(10), Y(4) .
FUNCTION EQUATION . . . . . F(X(I), Z, W, Y(J)) = - - - - .
FUNCTION REFERENCE . . . . . COMPUTE F(S(3), 0.5, T, Y(J)) .
```

- where:
- (1) T is a floating-point variable with value, 16.0.
 - (2) J is a fixed-point variable with value, 2.
 - (3) S is a subscripted argument with call word, 77004.
 - (4) Y is a subscripted argument with call word, 77001.
 - (5) "3" is a fixed-point constant.
 - (6) "0.5" is a floating-point constant.

The entries in the Argument List and the associated dummy call words would be:

Dummy Variable	Dummy Call word	Argument List			
		Op	u	v	
X	75000	00	77004	77004	Call word of "S" in "u" and "v".
	62001	00	00000	00012	Value of modulus for "S".
I	62002	00	00000	00003	Value of subscript for "S".
Z	62003	20	04000	00000	Floating-point constant "0.5".
W	62004	20	54000	00000	Value of T, i.e., floating-pt const. 16.0.
Y	75005	00	77001	77001	Call word of "Y" in "u" and "v".
	62006	00	00000	00004	Value of modulus for "Y".
J	62007	00	00000	00002	Value of Subscript "J".

A common region is used for the Argument Lists for all function equations, with each list overlaying the previous list during the running of the object program. The maximum number of entries in an Argument List is twelve, since a maximum of four arguments is allowed and the maximum argument file contains three entries.

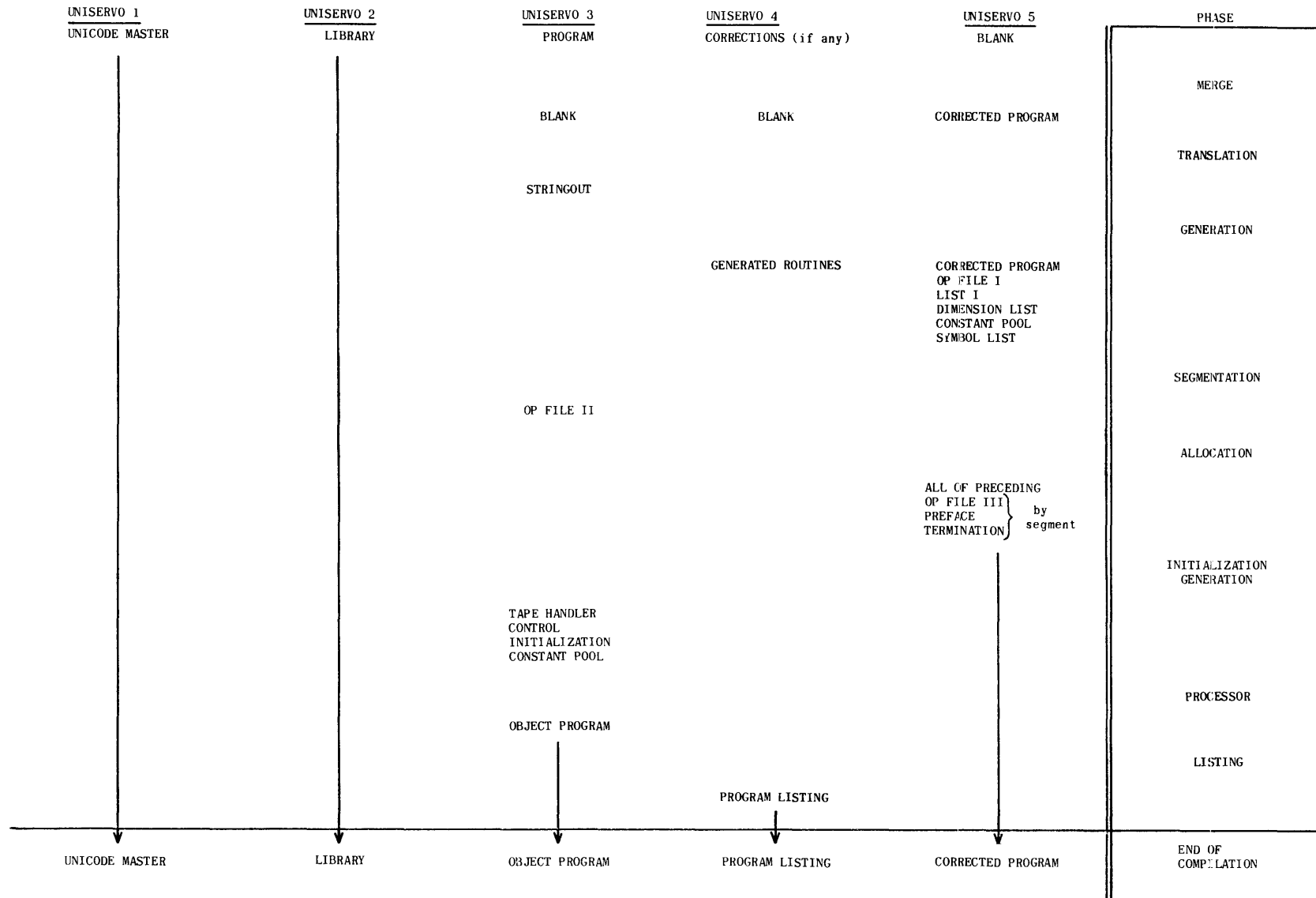
B. Fixed Locations During Compilation

FIXED ADDRESS	TRANSLATION	GENERATION	SEGMENTATION	ALLOCATION	INITIALIZATION GENERATION	PROCESSING	LISTING
00005	00 20000 0	X 2 n n n = # words in LIST I x = 00 if n = 0 x = 20 if all Library Call words > 50177 (Standard) x = 40 if all Library Call words < 50200 (Fixed) x = 60 if both types occur					
00006	00 2 n s n = # words Dimension List s = # arrays			00 2m s m = # words modified Dim. List n = # words Dimension List s = # arrays	00 2n s	00 2m s	00 2m s
00007	00 0 n n = # single-valued variables	00 0 n	00 x n x = 1st address for single valued variables n = # single-valued variables If n = 0, x = 0				
00010	00 2 n n n = # words Constant Pool	00 2 n n	00 2 n x x = 1st address of constants n = # constants If n = 0, x = 10000 (20000, 30000)				
00011	00 2 n n n = # words Reference List						
00012		00 000x 0 x = 0 if no LIST or READ x = 1 if LIST only x = 2 if READ only x = 3 if both	00 000x a a = Loading address for segments				
00013	00 0 n n = # blocks Corrected Problem						
00014		u v w x y u = # blocks Constant Pool + Label + End v = # blocks DIM LIST + Label + End w = # blocks Symbol LIST + Label + End x = READ, LIST indicator y = # blocks thru Constant Pool					
00015				0 2n s Description as above	0 2m s		

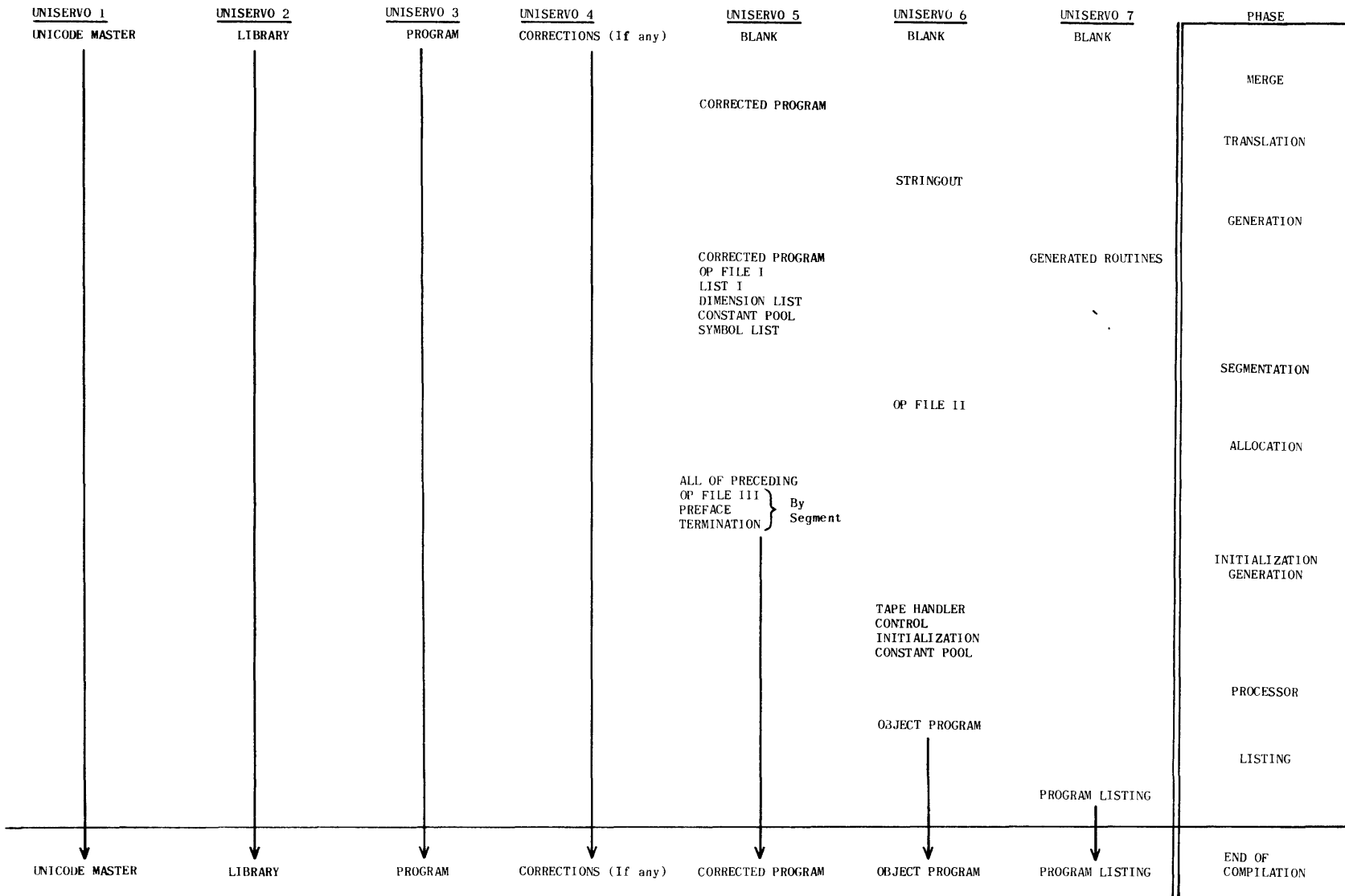
c. Uniservo Usage

On the following pages are given the two layouts of Uniservo usage during compilation of a UNICODE program; one using five Uniservos, the other seven. These charts show the important contents of each tape at the beginning of compilation and at the end of each phase. Entries only appear on the chart when the preceding phase has added to or changed the contents of the tape. The bottom line shows the contents of all tapes at the end of compilation.

UNICODE COMPILATION - Five Uniservo Layout



UNICODE COMPILATION - Seven Uniservo Layout



d. Corrections to UNICODE Manual (U-1451 Rev. 3)

Page 4: Insert after tenth line of first paragraph the following:

This size restriction on fixed-point constants written in a UNICODE program does not prevent the generation, use, or output of fixed-point numbers greater than 999999 in the running of an Object Program.

Page 7: Change first line of third paragraph to read:

Superior symbols available are minus sign, divide sign, and figures, all superior

Page 10: Change first two lines of list under first paragraph opposite "Hierarchy of Operations" title to read as follows:

1. Library Functions
2. Exponentiation

Add paragraph at bottom of page 10:

$Z = \sin y^2$ is interpreted as $Z = (\sin y)^2$. A term such as $\sin^2 y$ causes an error print-out. To get the sine of y^2 , one must write $\sin (y^2)$. Similar usage applies to other library functions.

Page 23: Change second and third line from the bottom of page to read:

DOT (A(I), B(J))

where A(I) and B(J) are dummy vectors. No "dummy" operand in

Also add at the bottom of the page the sentence:

No dummy operand (including subscripts) may have the same designation as another dummy operand in the same heading, although different dummies may be equated to the same real variable by the COMPUTE statement which references the sub-program.

e. Use of Second and Third Memory Cores in Object Program

To modify the UNICODE Master Tape so that more than one core of 10000_8 addresses is available to the Object Program, update a Master Tape until the number 13 for the Segmentation Phase has been typed. Stop the updating at this point and load into absolute address 2555 the upper threshold desired. At present this address holds 00 00000 10000. It may be changed to 00 00000 20000 for 2 cores or 00 00000 30000 for 3 cores or any value above 10000 for Object Programs needing more than one core but less than the full memory.

After this correction, resume the updating of the Master Tape as explained in the System Tape Package write-up by starting at 40414. Upon completion of the updating, a changed-word post mortem (start at 40600) should show only the changing of this one word. If it does, the updated Master Tape will now generate Object Programs using the new memory area designated.

III. TRANSLATION AND CORRECTION

1. UNICODE SENTINEL BLOCKS

III. Translation and Correction

1. UNICODE Sentinel Blocks (ZZ)

The first two blocks of the system tape contain coding to:

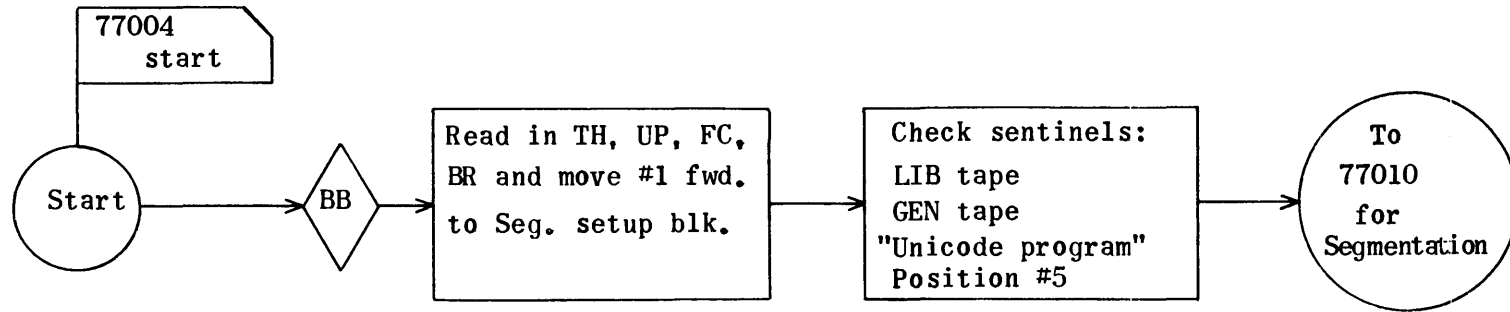
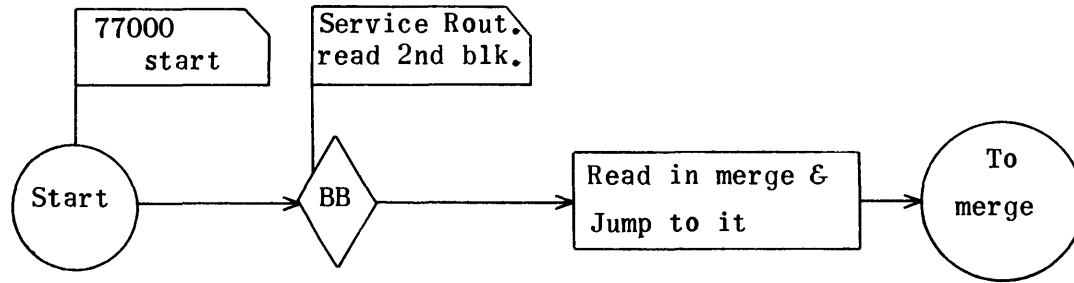
- A. Read in the merge and jump to it (start at 77000)
- B. If start was at 77004, read in:
 - 1. Flex Codes (FC)
 - 2. Tape Handler (TH)
 - 3. Print Text (UP)
 - 4. Alarm Routine

then move tape on Uniservo 1 forward to Segmentation Set-Up and check Sentinels on following tapes:

- 1. Library (#2)
- 2. Generated Routines (#4 or #7)
- 3. "UNICODE Program" (#5)

then move #5 forward to Op. File I and jump to 77010. This will read in Segmentation Set-Up and jump to it, thus initiating Pass III.

Unicode Sentinel Blocks (ZZ)



Unicode System Tape Sentinel Blocks
 (1105 & 1103A Regions and Coding)

Region	Address	Name
ZZ	7230	Sentinel and Reads
CC	7267	} Constants
CE	7344	
ZU	7407	
ZW	7437	Check Library Sentinel
ZX	7444	Move No. 5 forward
ZY	7474	Check for "Unicode Program"
ZC	7534	Check Generated Tape Sentinel
TI	7610	Read N blocks
BB	7116	Tape Image
TH	21	Read Subroutine
TN	20	Tape Handler
UP	421	} Indicates 5 or 7 servos
UW	513	
FC	4001	Print text
ZA	77000	Flex Codes
XA	35	Service Routine
XB	3134	Beginning of Merge
BR	537	End of Merge
		Start of Generation subs

Unicode System Tape Sentinel Blocks
(1103A)

	IA	ZZ		= 7230
0	MJ	0	ZZ6	77000 Start
1	MJ	0	ZZ13	77004 Start
2	67	50342	65127	U N I C O D
3	30	77657	36566	E 77 S Y S T
4	30	47776	62452	E M 77 T A P
5	30	77777	77777	E 77 77 77 77 77
6	TP	CC1	BB2	} Read in subs
7	RJ	BB	BB1	
10	TP	CC2	ZC2	} Read in merge
11	RJ	ZC	ZC1	
12	MJ	0	XA	→ Merge
13	TP	CC1	BB2	} Read in subs
14	RJ	BB	BB1	
15	EF	0	CC3	Move fwd to FC
16	TP	CE42	BB2	} Read in FC
17	RJ	BB	BB1	
20	RP	30100	ZZ22	} FC → drum
21	TP	TI	FC	
22	TP	CC4	ZC2	} Read in GTH, UP
23	RJ	ZC	ZC1	
24	TP	CE31	TH3	} Move fwd to BR
25	RJ	TH2	TH	
26	TP	CE30	TH3	} Read in BR
27	RJ	TH2	TH	
30	TP	CE27	TH3	} Move fwd to seg. setup
31	RJ	TH2	TH	
32	MJ	0	ZU	→ LIB check
	CA	ZZ33		

Unicode System Tape Sentinel Blocks
(1105)

	IA	ZZ		= 7230
0	MJ	0	ZZ6	77000 Start
1	MJ	0	ZZ13	77004 Start
2	67	50342	65127	U N I C O D
3	30	77657	36566	E 77 S Y S T
4	30	47776	62452	E M 77 T A P
5	30	77777	77777	E 77 77 77 77 77
6	TP	CC1	BB2	} Read in subs
7	RJ	BB	BB1	
10	TP	CC2	ZC2	} Read in merge
11	RJ	ZC	ZC1	
12	MJ	0	XA	→ Merge
13	TP	CC1	BB2	} Read in subs
14	RJ	BB	BB1	
15	MJ	20000	ZZ20	TCU2 → ZZ20 TCU1 ↓
16	EF	0	ZZ36	Move fwd to FC
17	MJ	0	ZZ21	Skip 20
20	EF	0	CC3	Move fwd to FC
21	TP	CE42	BB2	} Read in FC
22	RJ	BB	BB1	
23	RP	30100	ZZ25	} FC → drum
24	TP	TI	FC	
25	TP	CC4	ZC2	} Read in GTH, UP
26	RJ	ZC	ZC1	
27	TP	CE31	TH3	} Move fwd to BR
30	RJ	TH2	TH	
31	TP	CE30	TH3	} Read in BR
32	RJ	TH2	TH	
33	TP	CE27	TH3	} Move fwd to seg. setup
34	RJ	TH2	TH	
35	MJ	0	ZU	→ LIB Check
36	1	4	10153	Move fwd to FC TCU1
	CA	ZZ37		

Check LIB Tape
(1103A & 1105)

	IA	ZU		
0	TP	CC5	TH3	}
1	RJ	TH2	TH	
2	TP	TI24	A	}
3	EJ	CC6	ZU5	
4	MJ	0	ZU7	
5	TP	TI25	A	
6	EJ	CC7	ZU16	
7	TP	CC10	TH3	
10	RJ	TH2	TH	}
11	TP	CC35	UP3	
12	RJ	UP2	UP	}
13	TP	CC	A	
14	MS	0	ZU15	
15	ZJ	ZY	ZU	Not required → GEN check
16	TP	CC5	TH3	}
17	RJ	TH2	TH	
20	TP	TI2	A	}
21	DV	CC12	Q	
22	ZJ	ZU23	ZU24	
23	RA	Q	CC13	
24	SP	Q	25	
25	AT	CC11	TH3	
26	RJ	TH2	TH	}
27	MJ	0	ZY	
	CA	ZU30		

Read LIB sent.

Check LIB sent.
Word 21 = $\Delta \Delta$ L I B Δ
Word 22 = Δ T A P E Δ
Error ↓ O.K. → ZU16

Rewind #2

"LIB on 2"

A = 0

Read 2nd blk. of LIB tape

No. blks. in catalog → A

Move past LIB catalog
→ GEN sent. check

Check Generation Tape Sentinel
(1103A & 1105)

	IA	ZY		
0	TP	CC15	TN	TN = 0 3 0
1	MJ	10000	ZY3	Five servos ↓ 7 → ZY3
2	TP	CC	TN	TN = 0
3	TP	TN	A	
4	AT	CC16	TH3	} Read GEN sent.
5	RJ	TH2	TH	
6	TP	CC20	A	} Rewind gen. tape
7	AT	TN	TH3	
10	RJ	TH2	TH	} Sent. O.K. → ZY21 No ↓
11	TP	CC17	A	
12	EJ	TI24	ZY21	Set for 7 servo print
13	TP	CC22	CC33	Five servos ↓ 7 → ZY16
14	MJ	10000	ZY16	Set for 5 servo print
15	TP	CC21	CC33	} "GEN tape not on servo 4 or 7"
16	TP	CC23	UP3	
17	RJ	UP2	UP	
20	MS	0	ZY	Stop for re-entry
21	TP	TI25	CE	Sent. O.K., store # blk. on 5
22	TP	CE25	TH3	} Read 1 blk. #5
23	RJ	TH2	TH	
24	RJ	ZX	ZX1	Pick up Sentinel
25	RP	30003	ZY27	} Check Sentinel
26	CC	CE3	CE6	
27	SP	CE3	0	
30	SA	CE4	0	
31	SA	CE5	0	} No ↓ O.K. → ZW
32	ZJ	ZY33	ZW	
33	TP	CE24	TH3	} Rewind #5
34	RJ	TH2	TH	
35	TP	CE32	UP3	} "Mount Unicode Program #5 etc."
36	RJ	UP2	UP	
37	MS	0	ZY22	
	CA	ZY40		

Check "Unicode Program"
(1103A & 1105)

	IA	ZX		
0	MJ	0	(30000)	Exit
1	TU	CE11	ZX7	} Setup
2	TV	CE11	ZX20	
3	TP	CC	CE1	
4	RP	30004	ZX6	} Set indexes
5	TP	CE17	CE13	
6	TP	CE20	CE14	One word index
7	LQ	(30000)	6	} Char. → CE2
10	QT	CE23	CE2	
11	EJ	CC13	ZX24	Δ → No ↓
12	IJ	CE15	ZX14	} 14 non Δ's → No →
13	MJ	0	ZX24	
14	SP	CE1	6	} Collect char. in CE1
15	AT	CE2	CE1	
16	TP	CE1	CE5	
17	IJ	CE16	ZX24	
20	TP	CE1	(30000)	
21	RA	ZX20	CC13	CE1 full ↓ No →
22	TP	CC	CE1	Store CE1
23	TP	CE22	CE16	Modify
24	IJ	CE14	ZX7	Clear temp
25	RA	ZX7	CE12	Reset index
26	IJ	CE13	ZX6	One word index
27	MJ	0	ZX	Modify
	CA	ZX30		20 word index
				Exit

Position #5
(1103A & 1105)

	IA	ZW		
0	RS	CE	CC13	# blocks on 5
1	SP	A	25	
2	AT	CE26	TH3	Move #5 fwd to op file I
3	RJ	TH2	TH	
4	MJ	0	ZA10	→ seg, setup
	CA	ZW5		

Constants and Variables
(1103A & 1105)

0	IA	CC			
0	0	0	0	Zero	
1	0	170	ZZ170	Read in subs	
2	0	XA	XB	Read in merge	
3	2	4	10153	Move fwd to FC TCU2 & 1103A	
4	0	TH	UW23	Read in GTH, UP, etc.	
5	50	102	TI	Read LIB sent. & 2nd blk.	
6	01	01463	42501	Δ Δ L I B Δ	
7	01	66245	23001	Δ T A P E Δ	
10	10	2	0	Rewind #2	
11	30	2	0	Move past LIB catalog	
12	0	0	170		
13	0	0	1		
14	0	0	07777	Mask	
15	0	3	0	Set TN	
16	50	104	TI	Read GEN sent. (4 or 7)	
17	01	01323	05001	Δ Δ GEN Δ	
20	10	4	0	Rewind GEN (4 or 7)	
21	07	22010	16566	4 (print with 5 servos)	
22	12	22010	16566	7 (print with 7 servos)	
23	0	CC24	11	Par. for print GEN sent. error	
24	47	51675	06601	M O U N T Δ	
25	67	50342	65127	U N I C O D	
26	30	01323	05030	E Δ G E N E	
27	54	24663	02701	R A T E D Δ	
30	54	51676	63450	R O U T I N	
31	30	65015	15001	E S Δ O N Δ	
32	65	30547	05101	S E R V O Δ	
33	0	0	0	4 . Δ Δ S T	filled in
34	24	54662	27777	A R T . 77 77	
35	0	CC36	17		
36	47	51675	06601	M O U N T Δ	
37	67	50342	65127	U N I C O D	
40	30	01463	42554	E Δ L I B R	
41	24	54730	15150	A R Y Δ O N	
42	01	65305	47051	Δ S E R V O	
43	01	05220	10134	Δ 2 . Δ Δ I	
44	31	01505	10146	F Δ N O Δ L	
45	34	25542	45473	I B R A R Y	
46	01	54305	36734	Δ R E Q U I	
47	54	30270	16530	R E D Δ S E	
50	66	01240	15051	T Δ A Δ N O	
51	66	01760	17430	T Δ = Δ Z E	
52	54	51220	10101	R O . Δ Δ Δ	
53	01	01016	56624	Δ Δ Δ S T A	
54	54	66227	77777	R T . 77 77 77	
	CA	CC55			

Constants & Variables (Cont.)

0	0	0	(0)	# blk. servo 5
1	0	0	0	Build word
2	0	0	0	Char.
3	0	0	3	U N I C O D
4	0	0	4	E P R O G R
5	0	0	5	O O O O A M
6	67	50342	65127	U N I C O D
7	30	52545	13254	E P R O G R
10	0	0	02447	O O O O A M
11	0	TI	CE3	
12	0	1	0	
13	0	0	0	
14	0	0	0	Indexes
15	0	0	0	
16	0	0	0	
17	0	0	23	
20	0	0	5	Set indexes
21	0	0	16	
22	0	0	5	
23	0	0	77	Mask
24	10	5	0	Rewind #5
25	50	105	TI	Read 1 blk. #5
26	30	5	0	Move #5 fwd n blks. to Op File
27	30	501	0	Move #1 fwd to segmentor
30	50	101	BR	Read in BR
31	30	11001	0	Move #1 fwd to BR routine
32	0	CE33	7	
33	47	51675	06601	M O U N T Δ
34	67	50342	65127	U N I C O D
35	30	01525	45132	E Δ P R O G
36	54	24470	15150	R A M Δ O N
37	01	65305	47051	Δ S E R V O
40	01	10220	10165	Δ 5 . Δ Δ S
41	66	24546	62277	T A R T . 77
42	0	170	TI	Read in FC
CA	CE43			

Read n Blocks to Storage
(1103A & 1105)

	IA	ZC		
0	MJ	0	(30000)	Exit
1	MJ	0	ZC3	
2	0	(30000)	(30000)	0 1st address last address
3	TP	ZC2	Q	Par. \rightarrow Q
4	QT	ZC34	ZC35	Store 1st address in u
5	LQ	Q	17	Last address \rightarrow Q_u
6	QT	ZC34	A	Last address \rightarrow A_u
7	ST	ZC35	A	} Last - 1st + 1 \rightarrow A_u
10	AT	ZC37	A	
11	LQ	Q	6	1st add. \rightarrow Q_v
12	TV	Q	BB2	Set up 1st address
13	DV	ZC40	ZC33	$n/170_8 \rightarrow$ index
14	TP	A	ZC32	Store remainder
15	TP	Q	A	} Quotient = 0 \rightarrow ZC26 no \downarrow
16	ZJ	ZC17	ZC26	
17	RS	ZC33	ZC36	Index - 1
20	TU	ZC40	BB2	No. of words = 170_8
21	RJ	BB	BB1	Read blk
22	RA	BB2	ZC31	Address + 170_8
23	IJ	ZC33	ZC21	n blks
24	TP	ZC32	A	} Remainder = 0 \rightarrow exit no \downarrow
25	ZJ	ZC26	ZC	
26	TU	ZC32	BB2	Remainder \rightarrow par.
27	RJ	BB	BB1	Read remainder
30	MJ	0	ZC	Exit
31	0	0	170	Constant
32	0	0	0	Remainder
33	0	0	0	Index
34	0	77777	0	Mask
35	0	(30000)	0	1st address
36	0	0	1	Constant
37	0	1	0	
40	0	170	0	
	CA	ZC41		

2. TAPE MERGE

2. Tape Merge

The tape merge routine is used to produce a corrected program tape, or, if no corrections are desired, to copy the program onto Uniservo 5. MJ3 is used to determine which of the two options is taken. If it is set, a corrected tape is produced; if not, the tape is copied.

Corrected Tape

Correction tape is read in 16_8 blocks at a time. While corrections are being read in, a table is built up which contains an entry for each correction item.

For a change or insert sentence, the table entry consists of the line number and a directory word which contains the drum address where the item will be stored, and the number of words the correction contains. The sign bit of the directory word is set to negative so that the entry will be recognized as a change or an insert.

For a delete sentence, the table entry contains the first and last line number of the group of items to be deleted.

The Line-Number processor is used to process all line numbers in the table. The line numbers of insert and change items are processed between read-in of successive blockettes and the processed line number included in the table entry. The line numbers of delete items are processed after 16_8 blocks have been read in and tape has been stopped.

Since there is not enough time available between blockettes to print out errors, a modified version of the Line Number Processor is used. When an error is encountered, the line number and the type of error are stored so that errors can be printed out after the tape is stopped. Also, the output given by Line-Number Processor for an illegal line number is set to zero so that the line will not appear on the corrected tape.

After 16_8 blocks have been read in, the corrections are transferred to the drum, the line numbers of delete items are processed, and any Line-Number Processor errors are printed out.

If more corrections remain to be read in, the routine repeats the process.

When all corrections have been read in and all table entries have been formed, the table is sorted so that the corrections can be brought down from drum in ascending order. At this time, all table entries with item numbers of zero are thrown away.

After the table has been sorted, read-in of program tape is begun. Items are read in from the program tape seven blocks at a time. Line numbers are processed between the read-in of successive blockettes.

When seven blocks have been brought in from program tape, the read is stopped. Next all change and insert items referring to the program items are transferred from the drum to the correction buffer. The line-number position of all sentences to be deleted is filled with zero.

Next the routine starts to write the corrected program onto tape 5. All insertions and changes are made as the tape is written. Program items with line numbers of zero are not written out on corrected tape.

When the last complete block which can be produced from the group of items in core has been written, the tape is stopped and any remaining blockettes are stored to be written on the next pass. The routine then goes back to read more items from program tape.

When no more program or correction sentences remain to be written, the routine fills in the final block with END OF TAPE sentences and stops the tape. Next all tapes are rewound and the routine exits to ZA10.

Copy Tape

Program tape is read in 24_g blocks at a time and written on tape 5 until all of tape has been copied. Then tapes are rewound and routine exits to ZA10.

Print-Outs

If merge is selected, routine prints:

MERGE
CORRECTION TAPE

Following the correction tape print-out, all errors detected on correction tape are listed. Next the routine prints:

PROGRAM TAPE

and all errors occurring on program tape are listed.

When either the merge or the copy tape is completed, the routine prints

PROGRAM NOW ON TAPE 5

If only 5 servos are available, the routine prints

PUT 1500 FT. TAPES ON S. 3 AND 4

and stops so tapes can be changed.

When the computer is restarted, the routine exits to ZA10.

Error Print-Outs

If an out-of-sequence item appears on the program tape, the line-number position of the sentence is filled with a zero so that the sentence will be dropped and the routine prints

SENTENCE ' - - - ' OUT OF SEQUENCE

Label blocks of both the correction tape and the program tape are checked to determine whether correct tape is being read. If label is incorrect, routine prints:

WRONG TAPE SERVO 3 (or 4) SHOULD BE UNICODE PROGRAM
(or UNICODE CORRECTION)

After the Error print-out, the routine rewinds the tape and stops set to re-enter after tape has been changed.

If a parity error occurs, and the parity reread routine fails to correct the error, the routine prints:

PARITY REREAD FAILS. TO REREAD START. TO IGNORE SET
A NOT = 0 AND START.

and stops set to re-enter.

If parity error is ignored, routine prints:

PARITY ERROR IGNORED

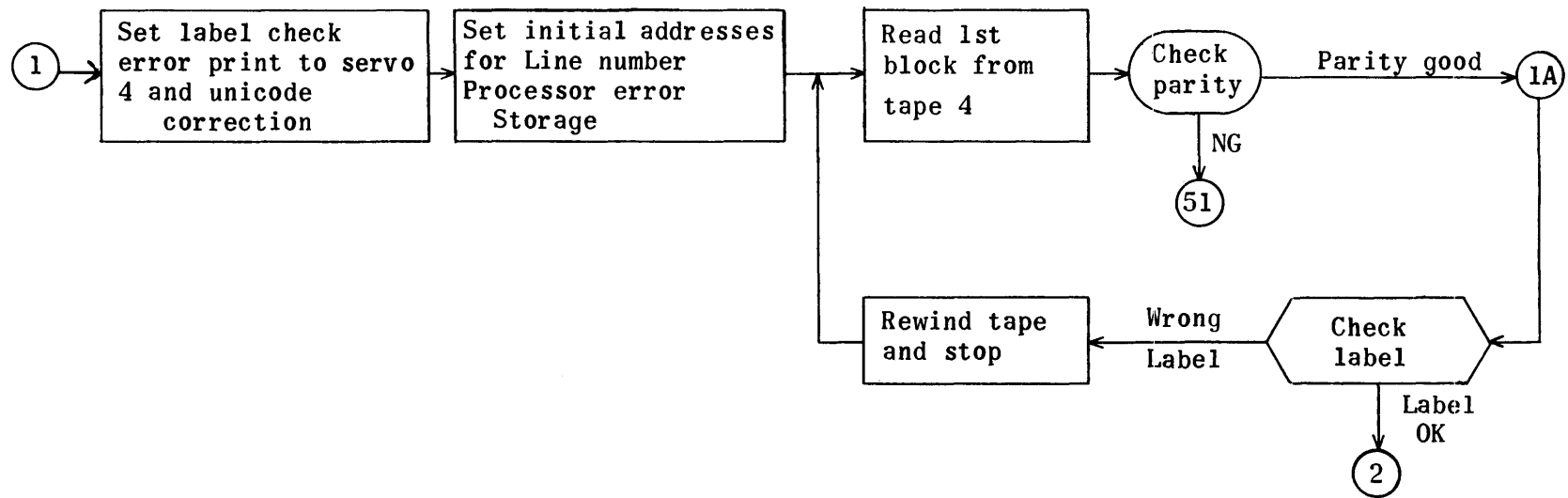
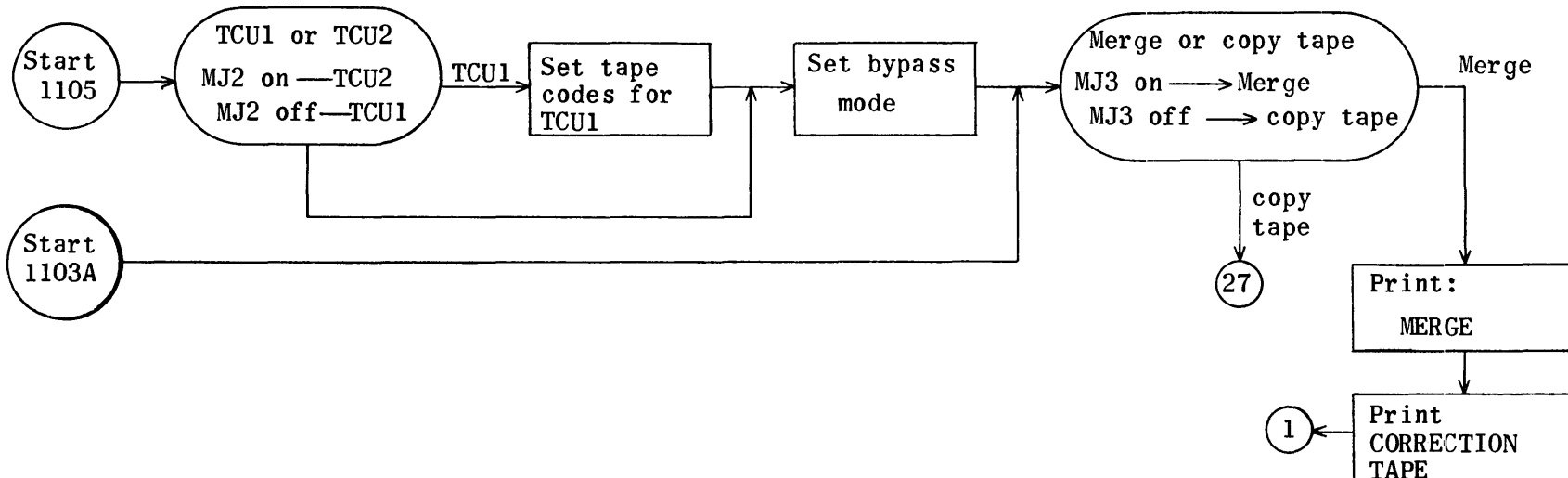
repositions tape and goes on with next block.

If more than 300 corrections appear on correction tape, the routine prints:

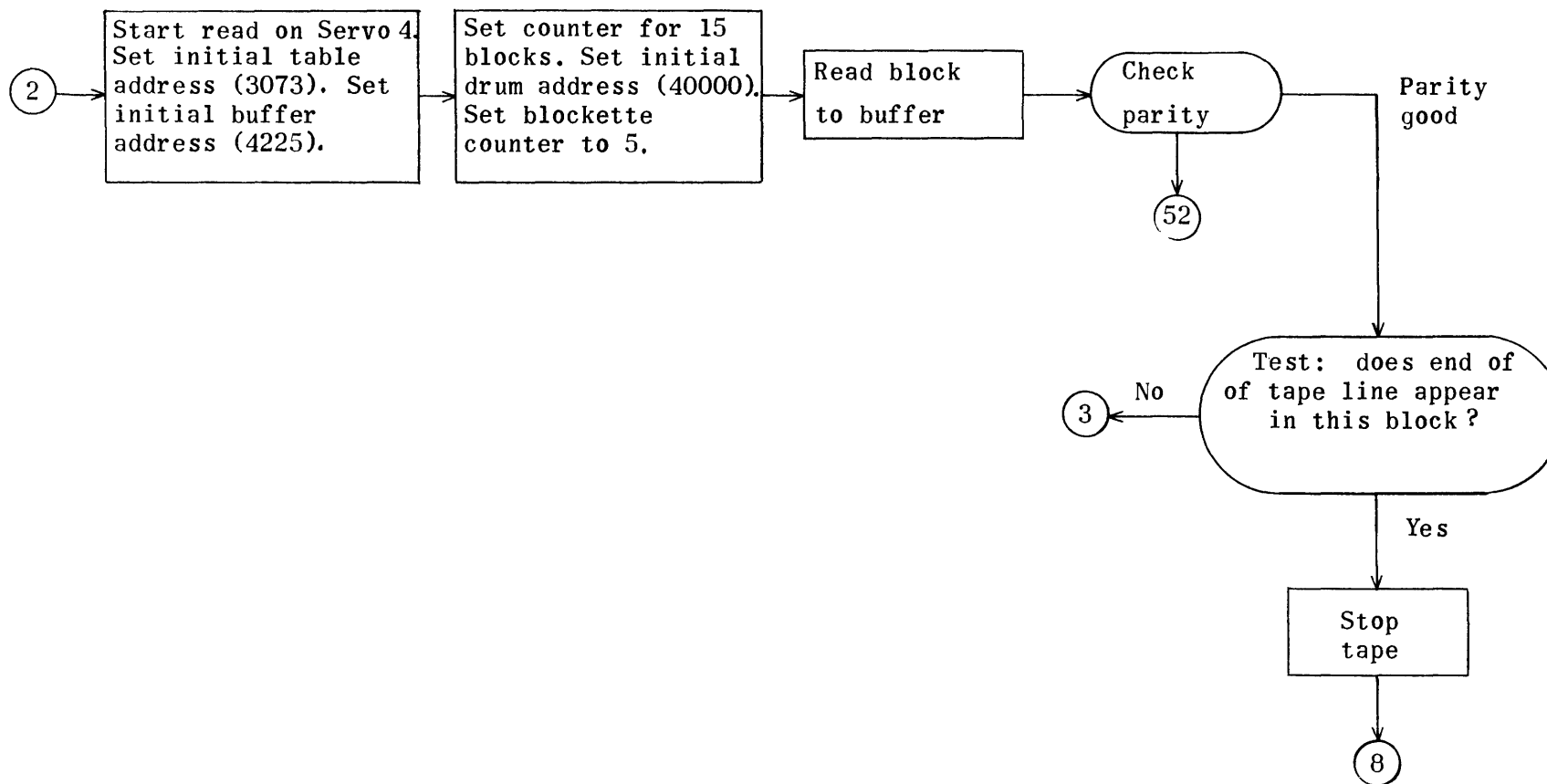
TOO MANY CORRECTIONS, 300 IS MAXIMUM

After print-out, routine ignores any remaining corrections and goes on to write corrected tape.

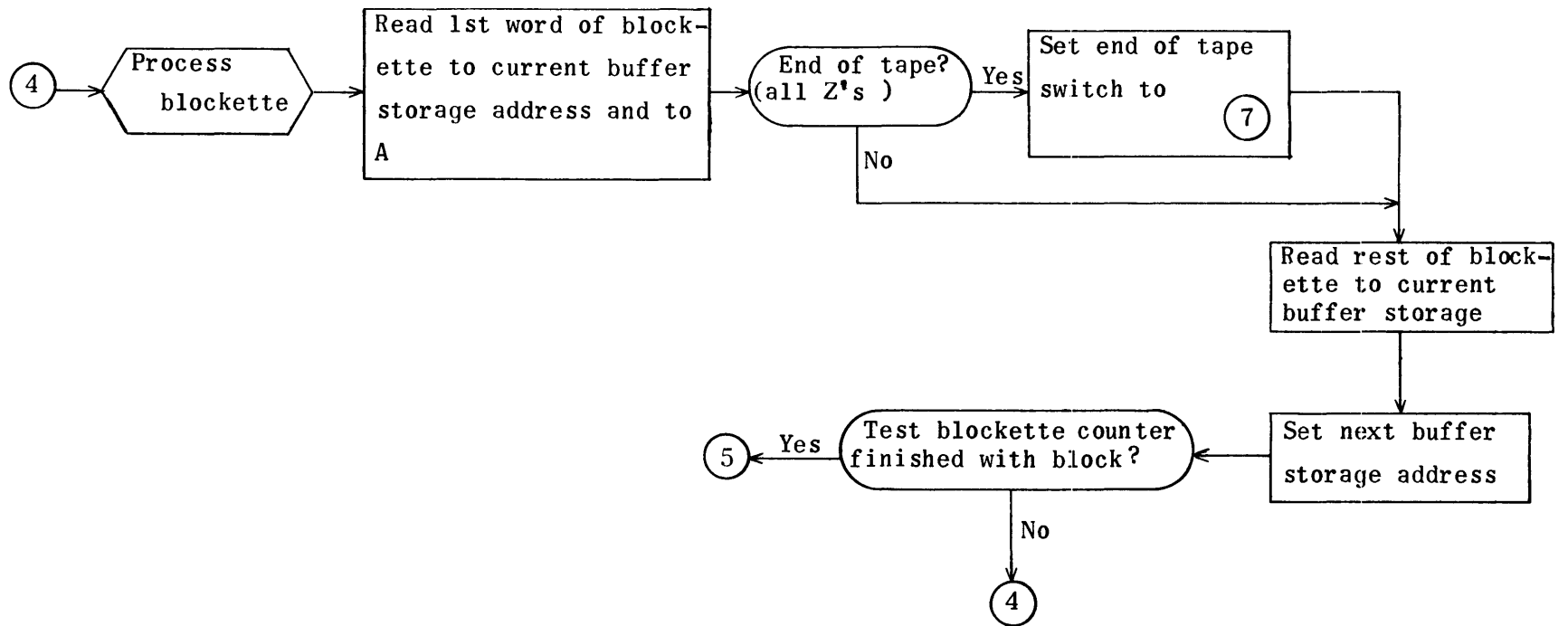
Merge Routine



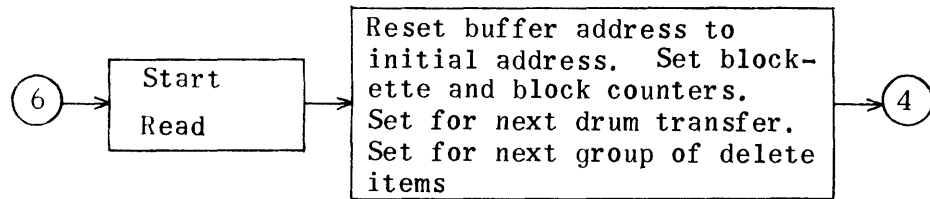
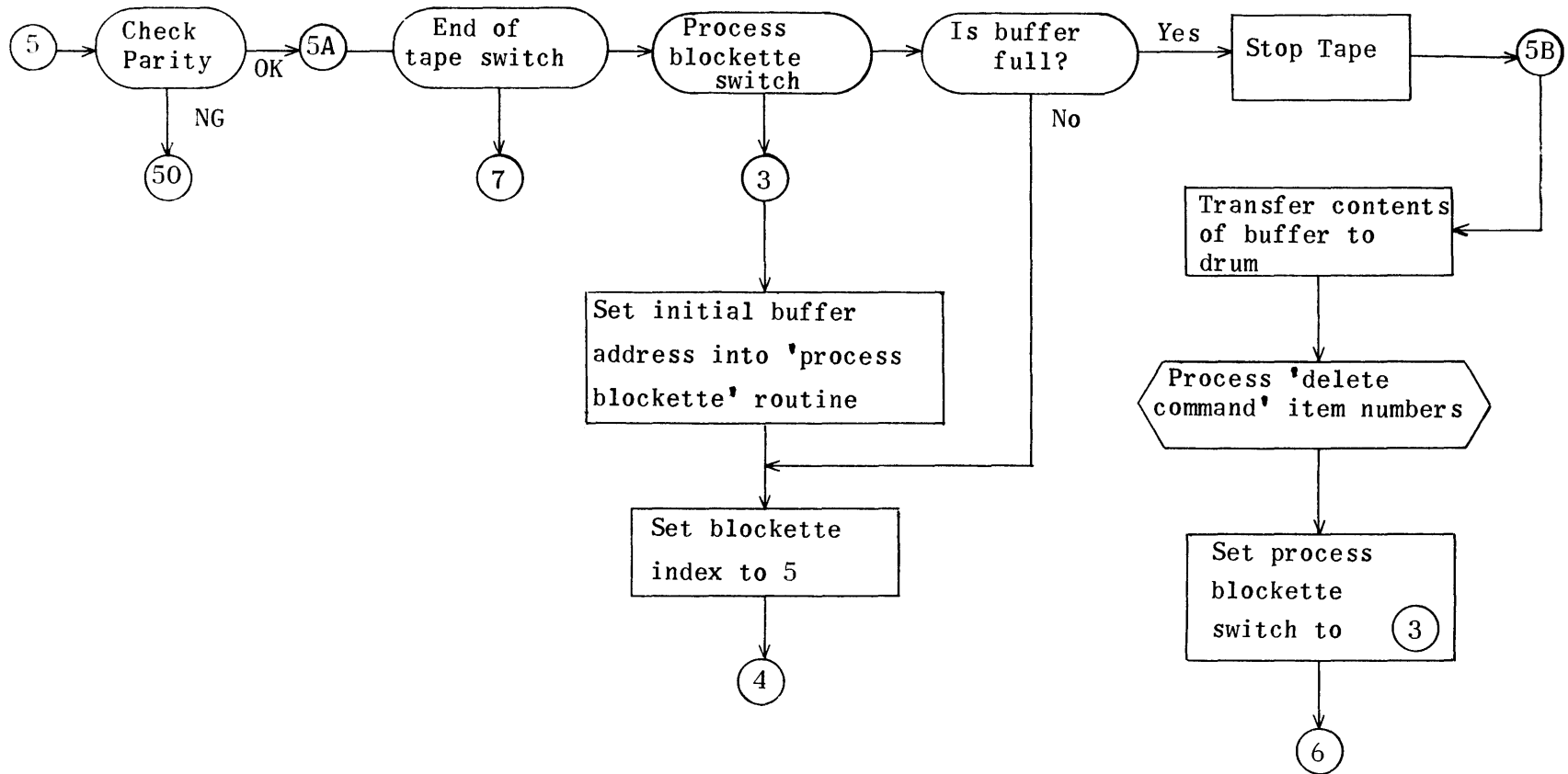
Merge Routine (Cont.)



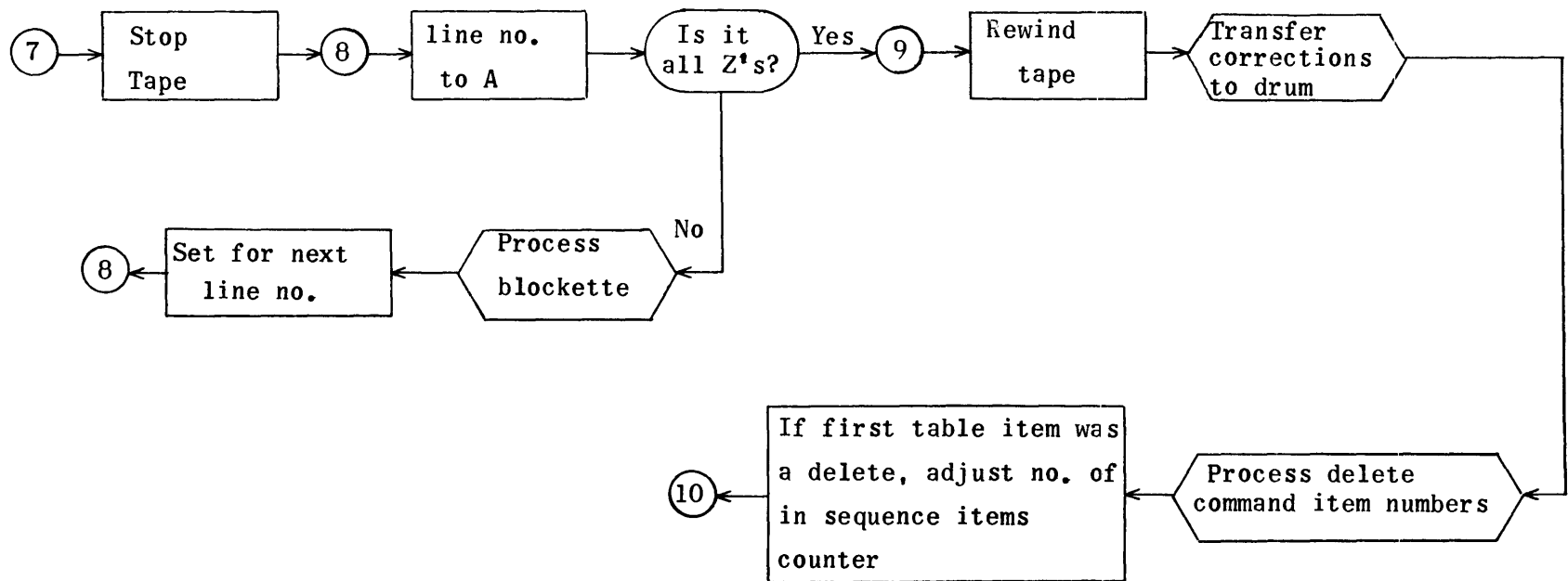
Merge Routine (Cont.)



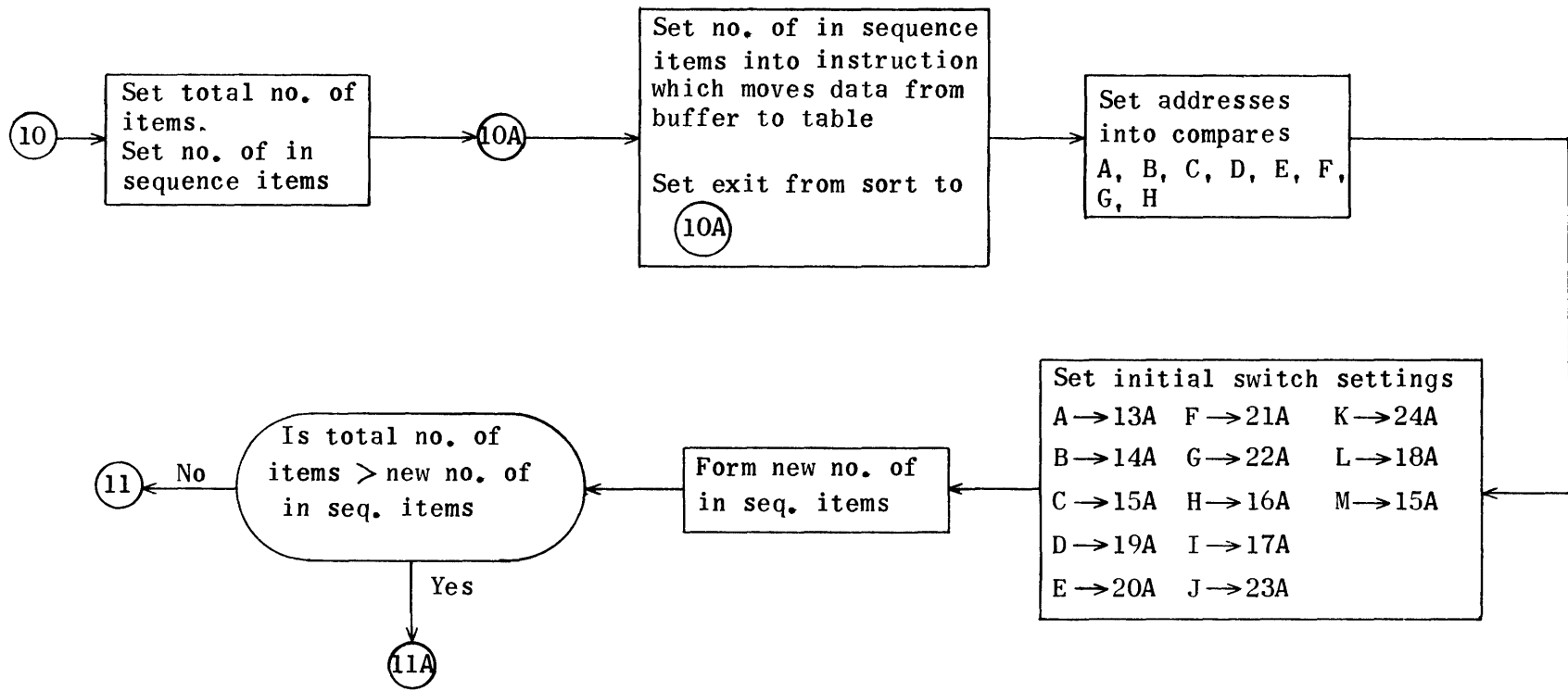
Merge Routine (Cont.)



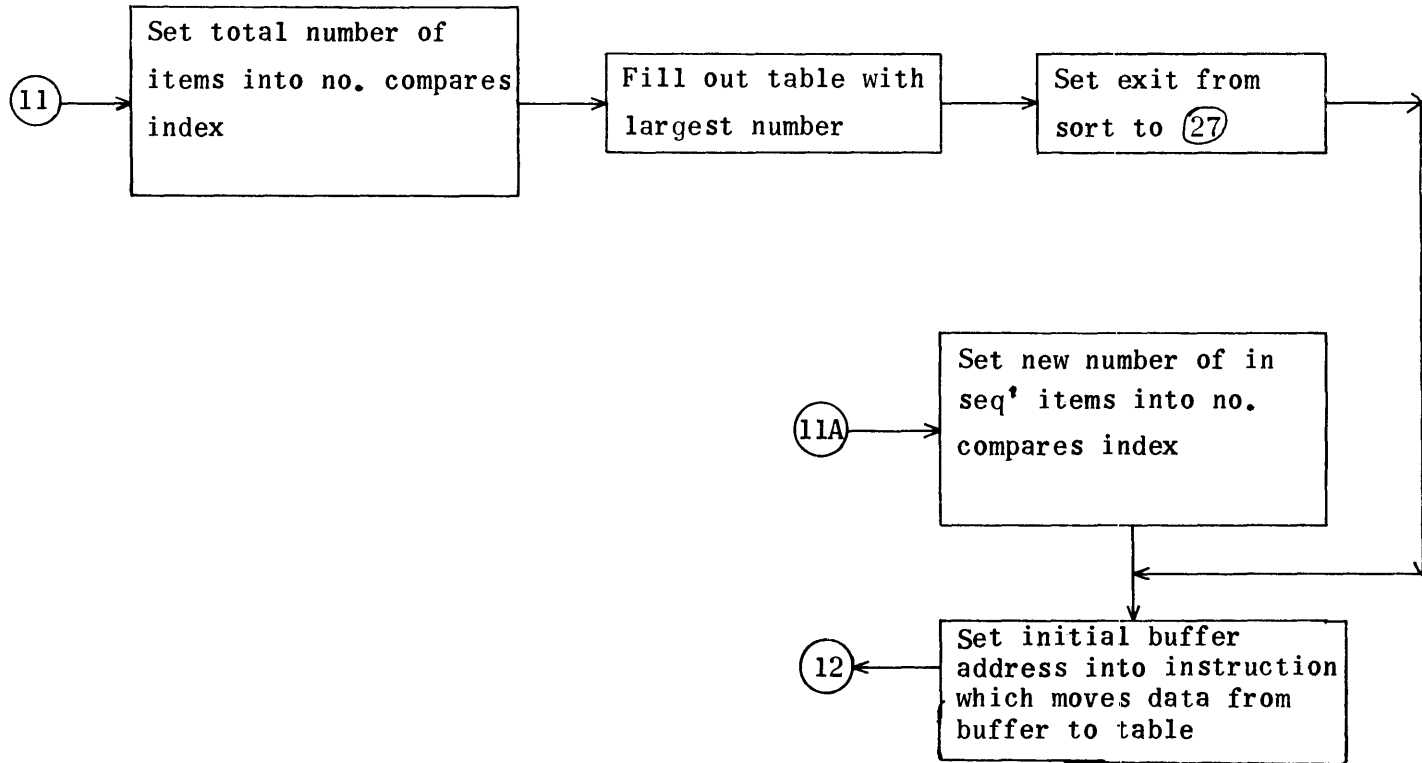
Merge Routine (Cont.)



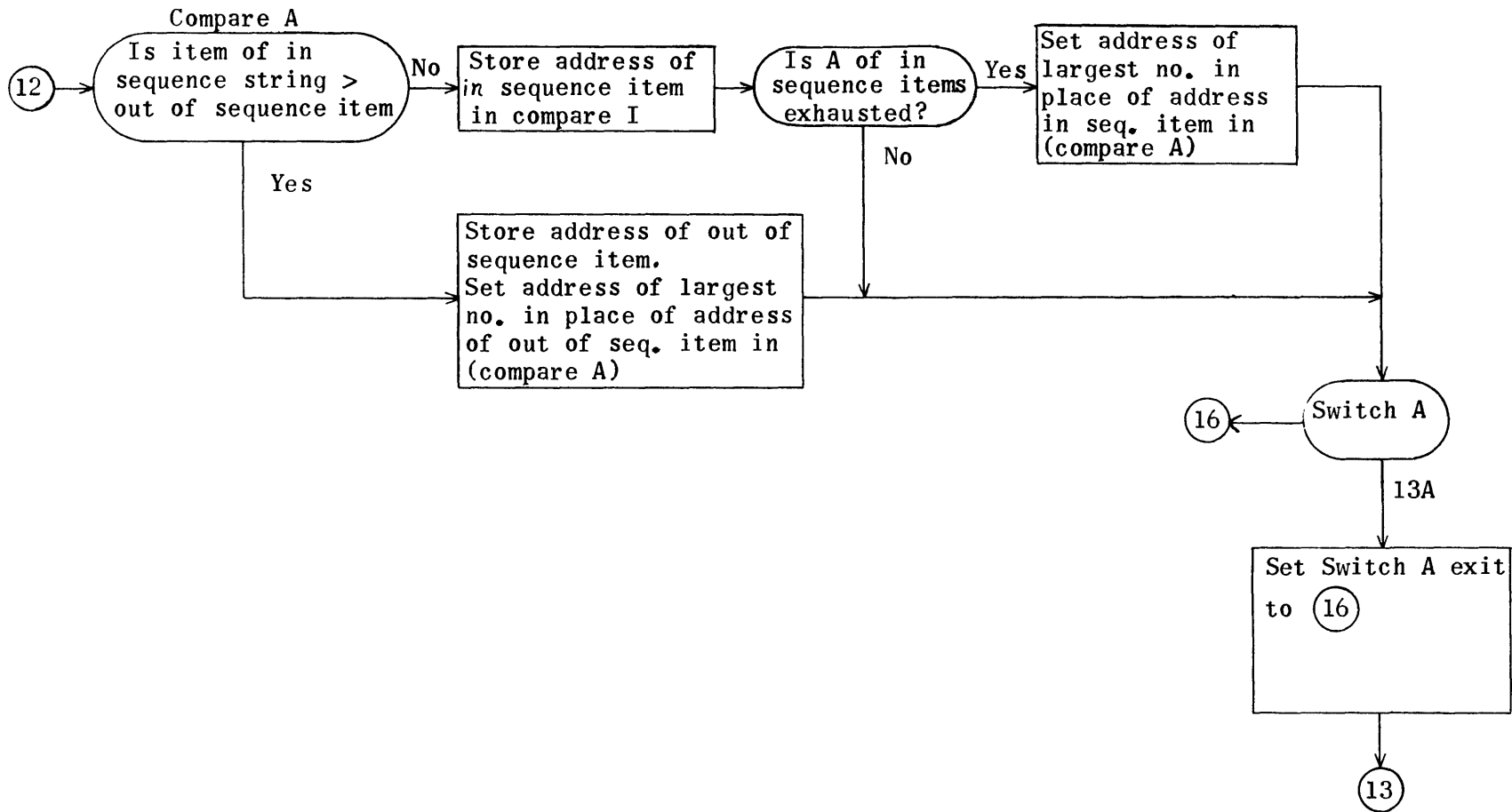
Merge Routine (Cont.)

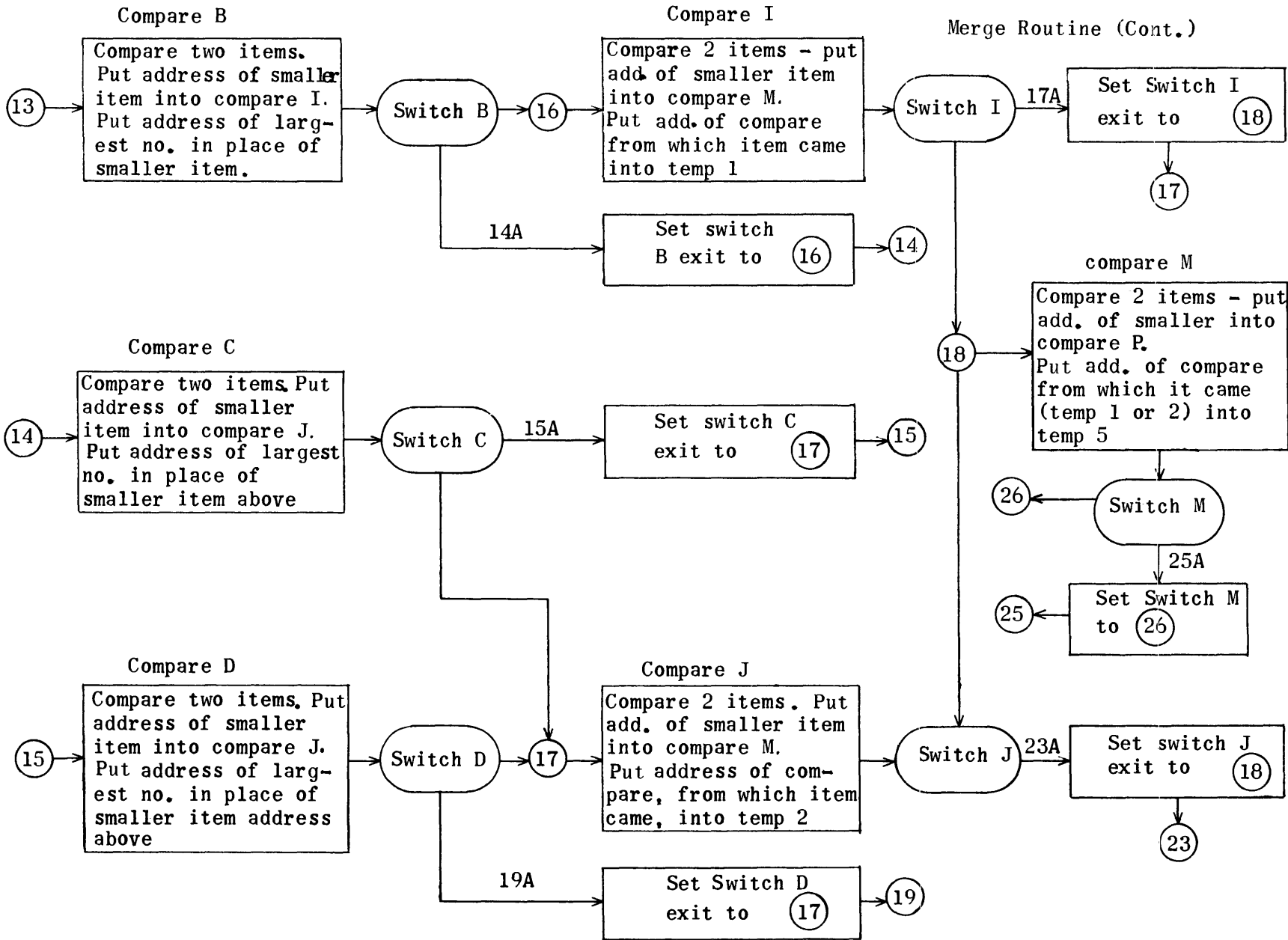


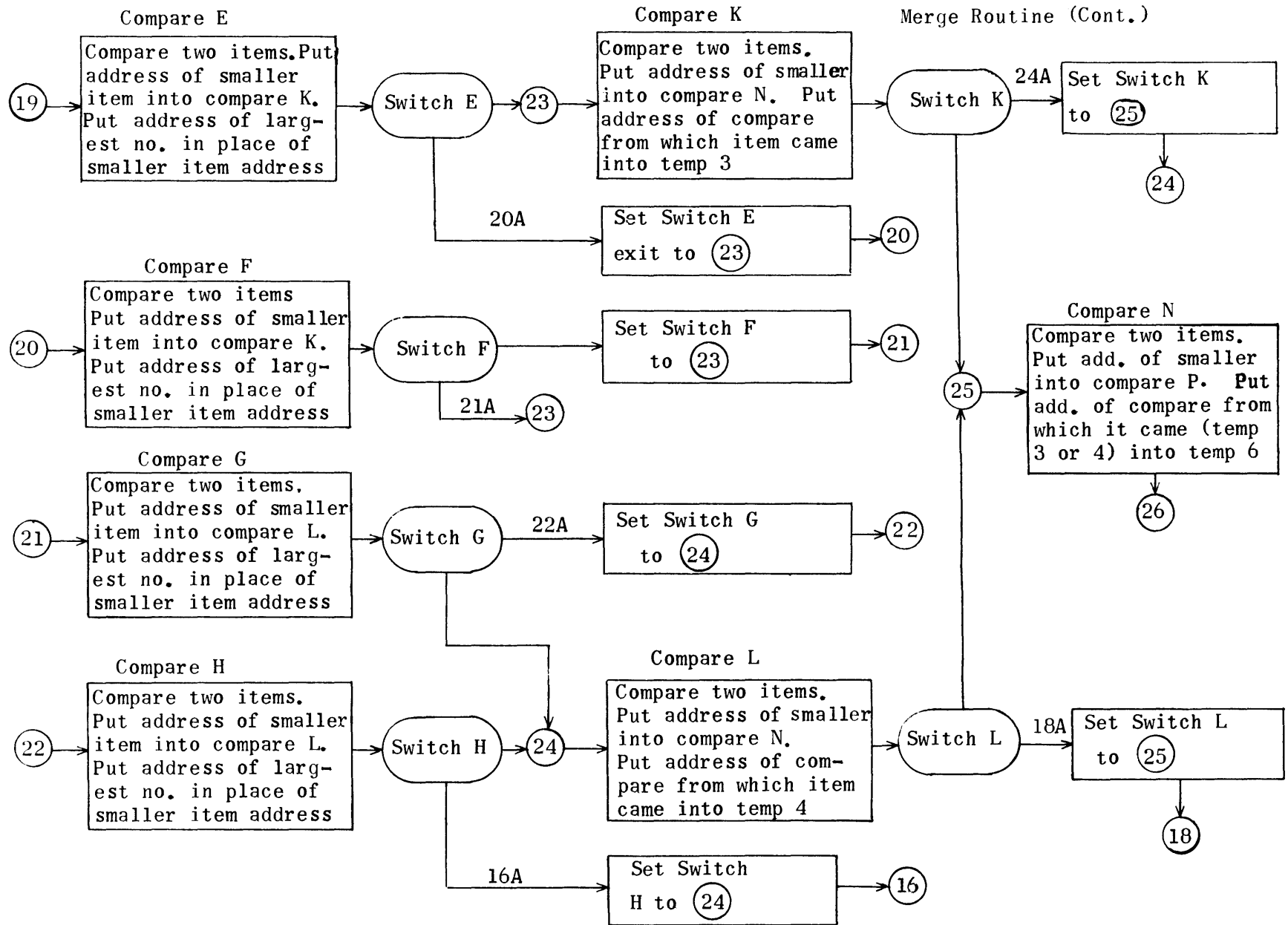
Merge Routine (Cont.)



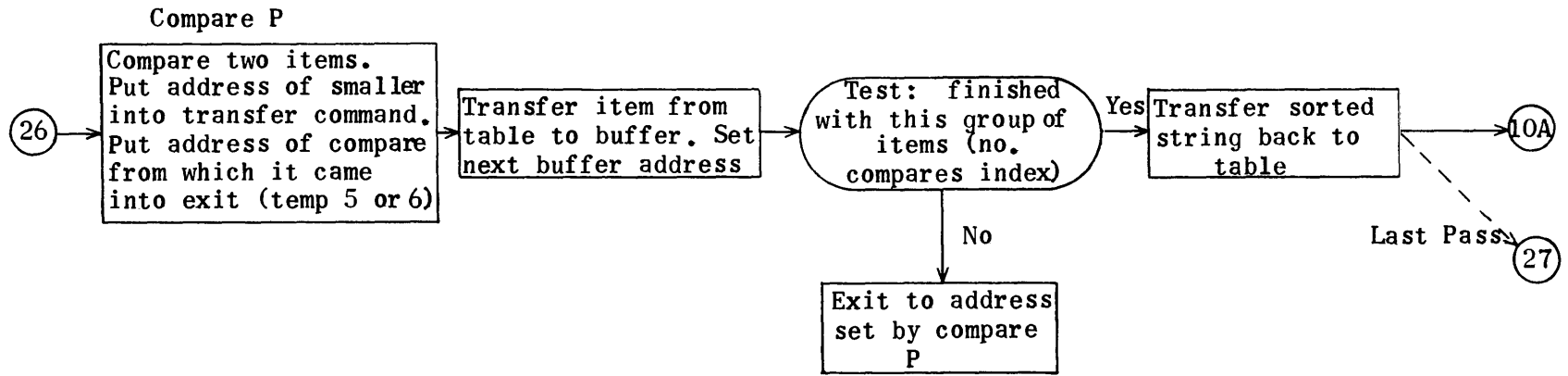
Merge Routine (Cont.)



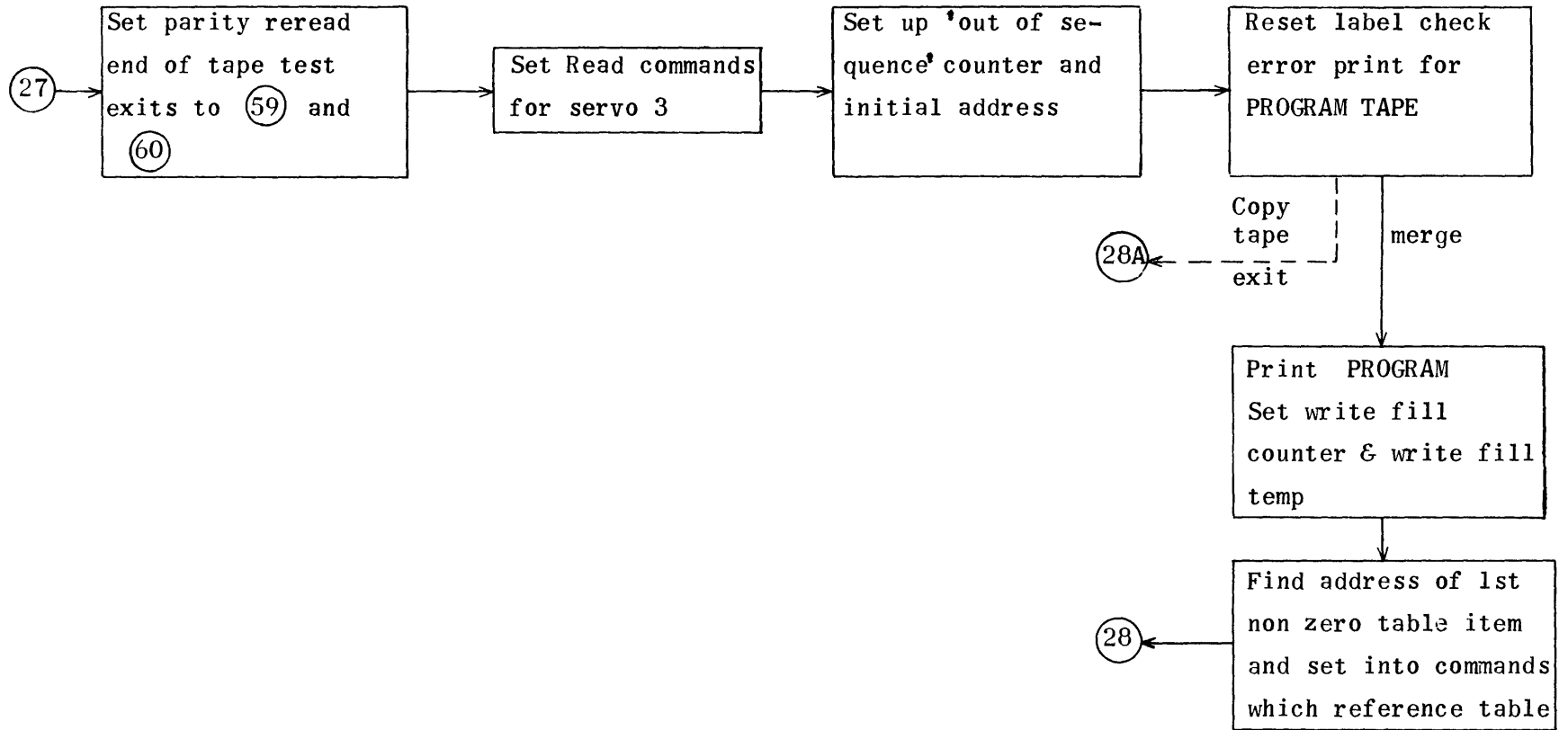




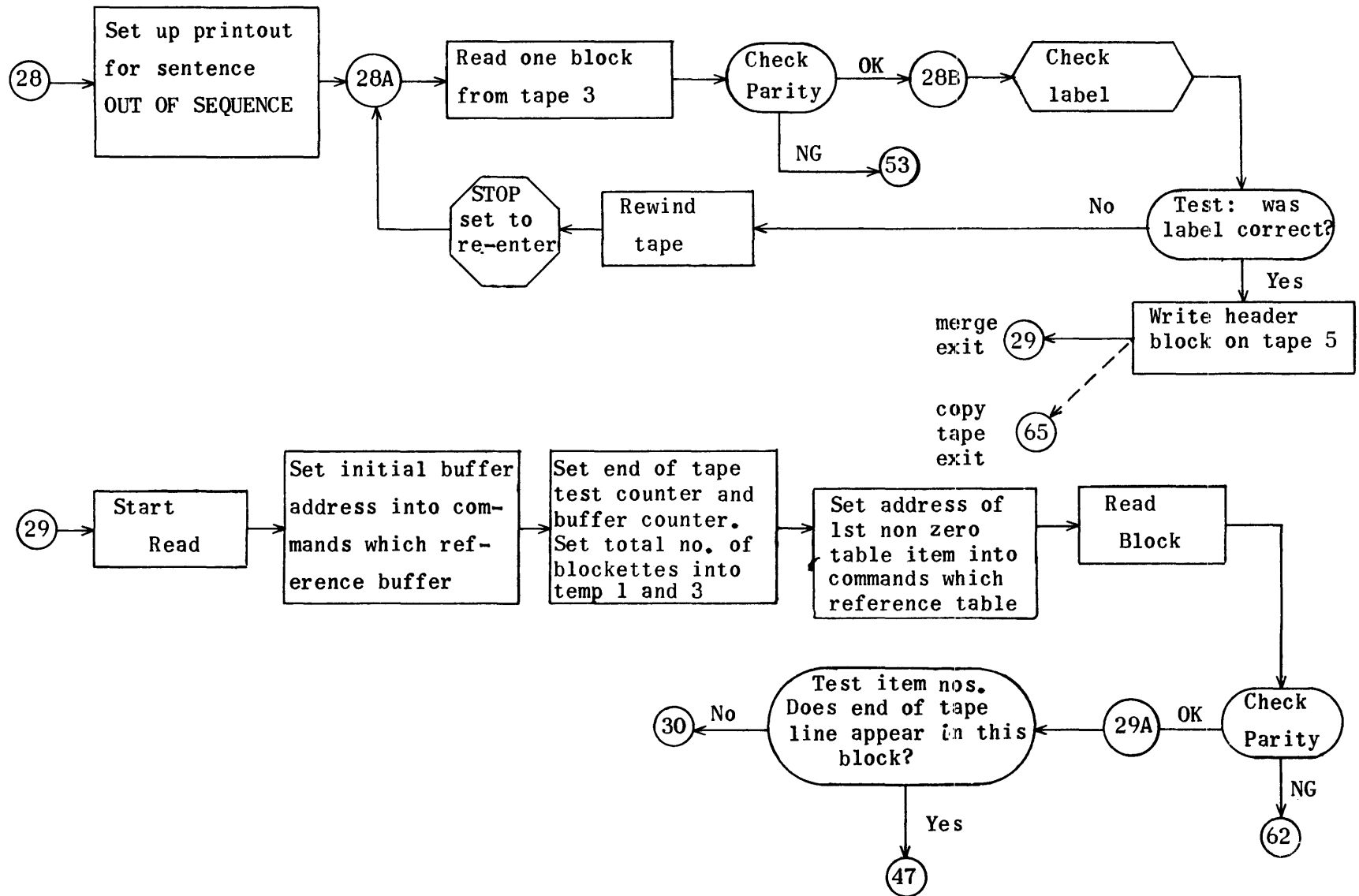
Merge Routine (Cont.)



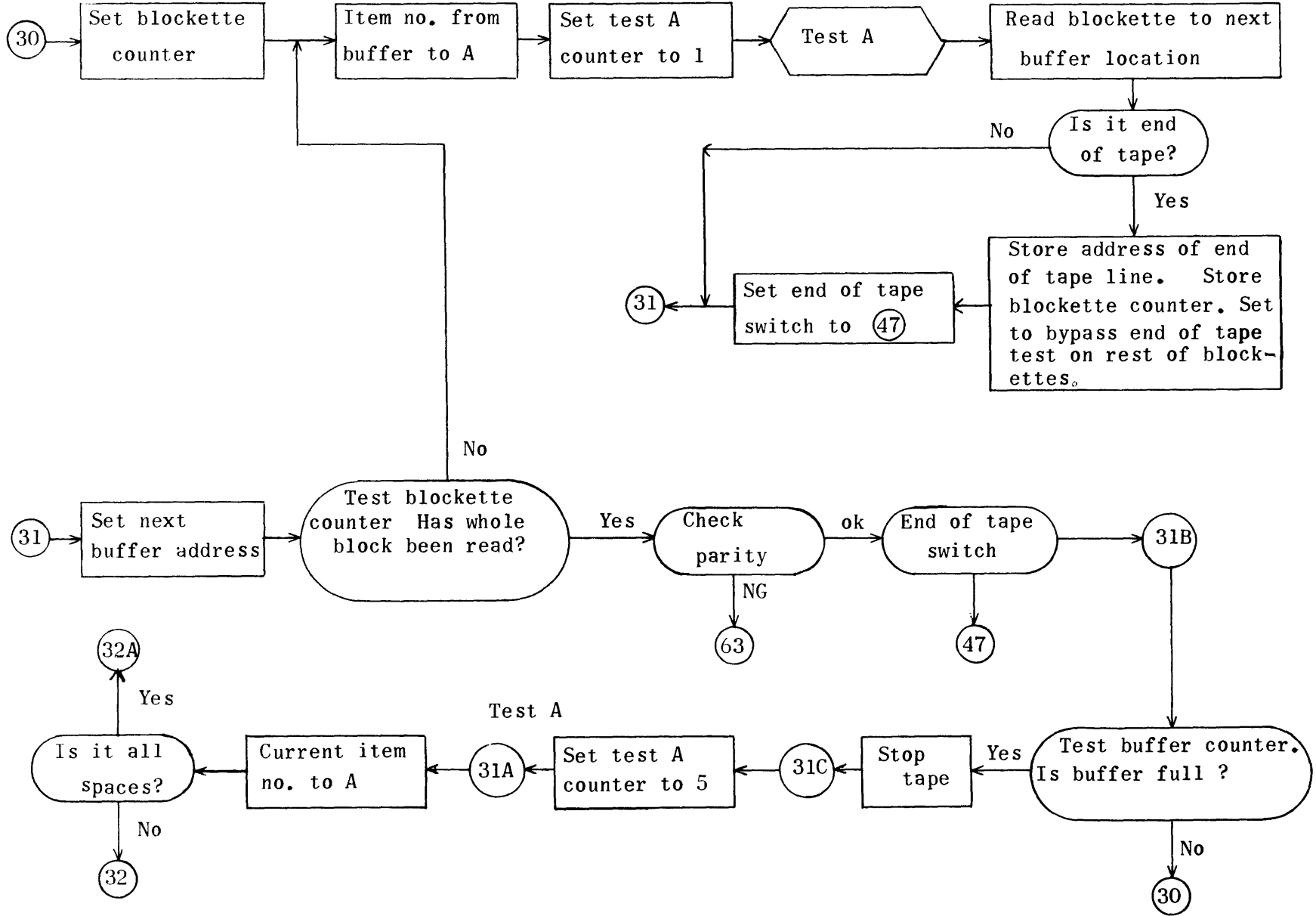
Merge Routine (Cont.)



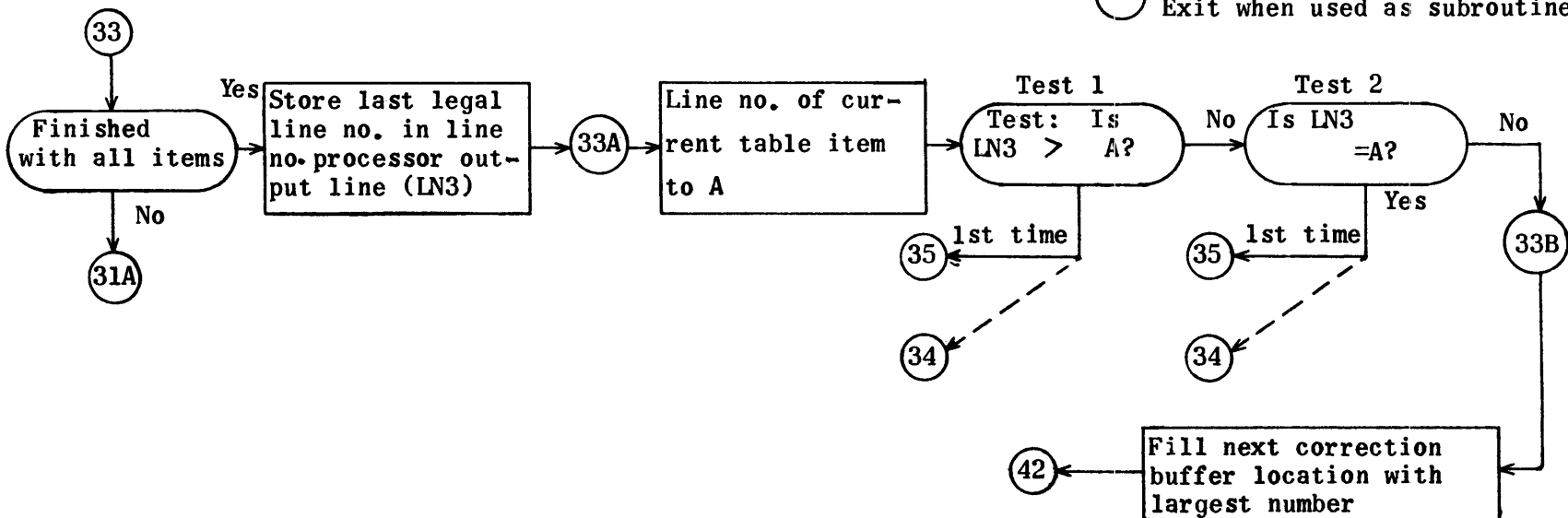
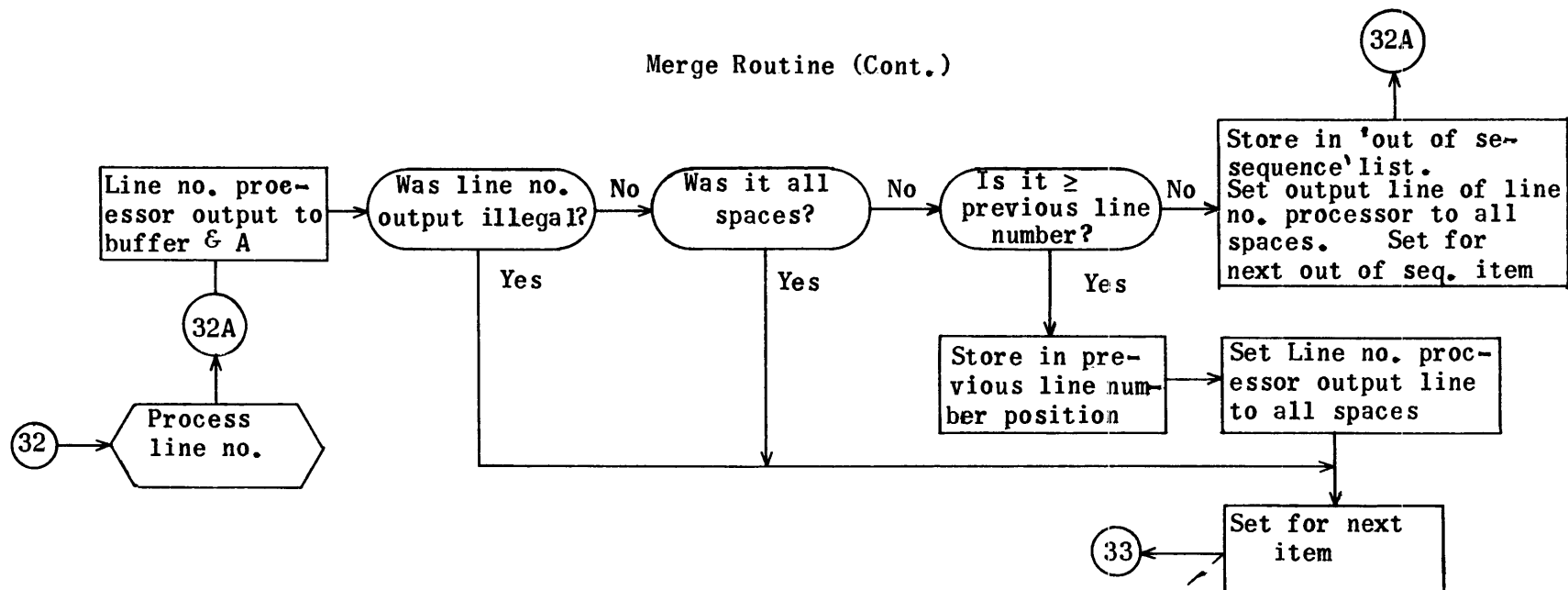
Merge Routine (Cont.)



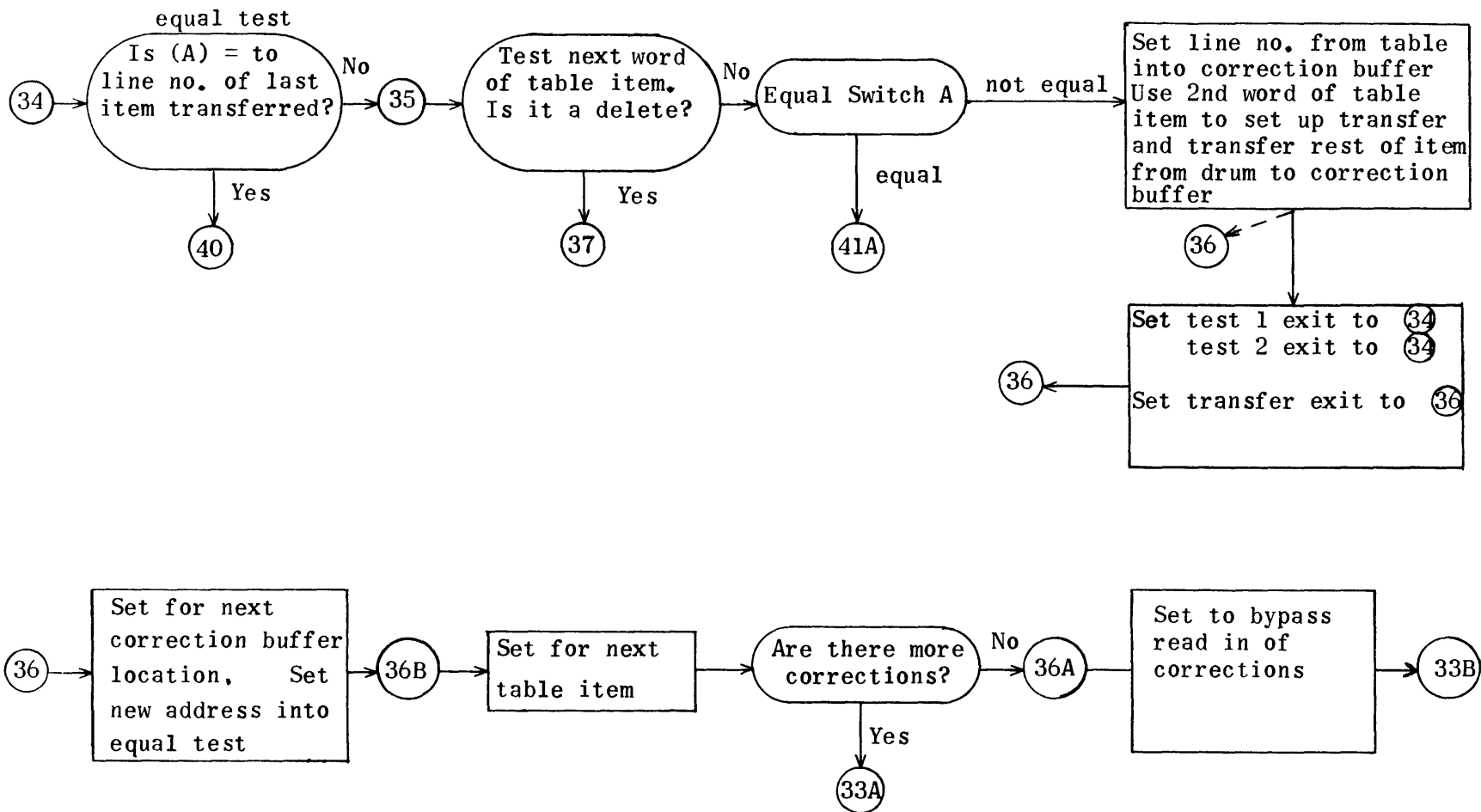
Merge Routine (Cont.)



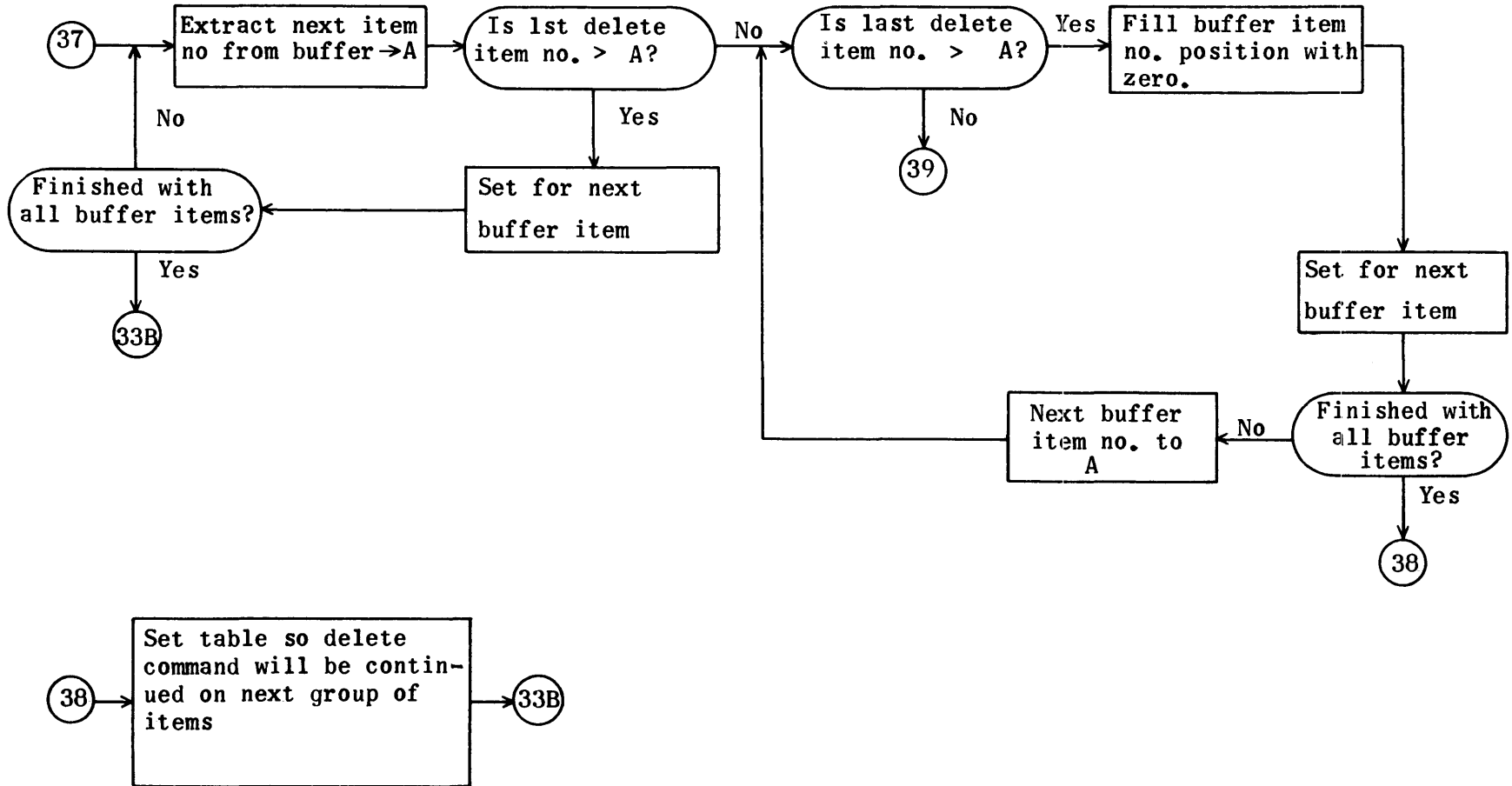
Merge Routine (Cont.)



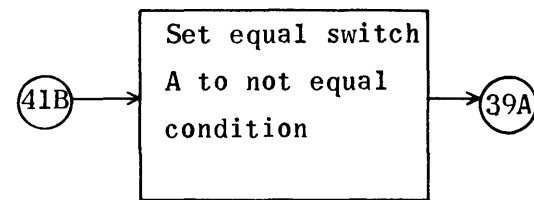
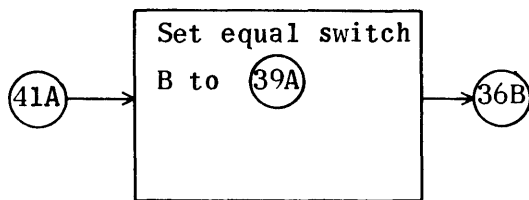
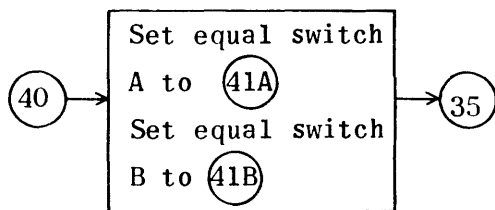
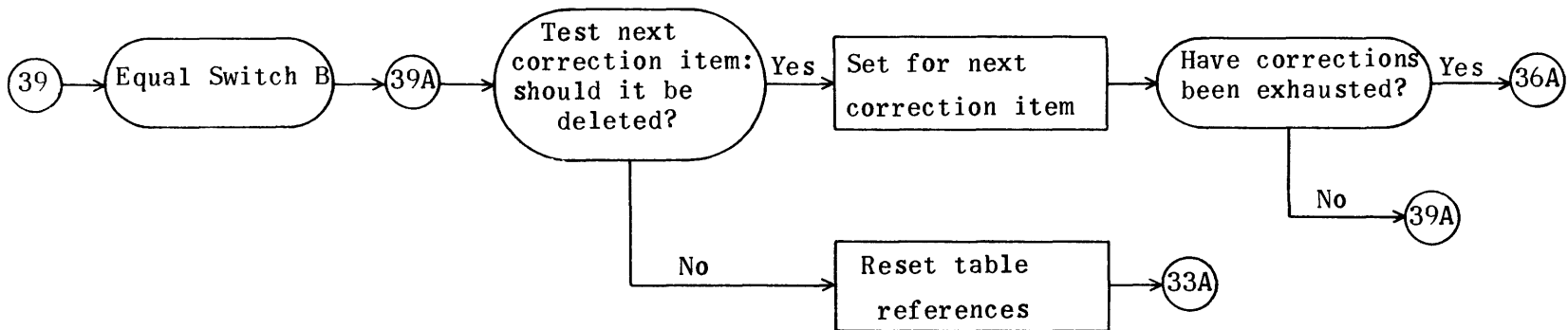
Merge Routine (Cont.)



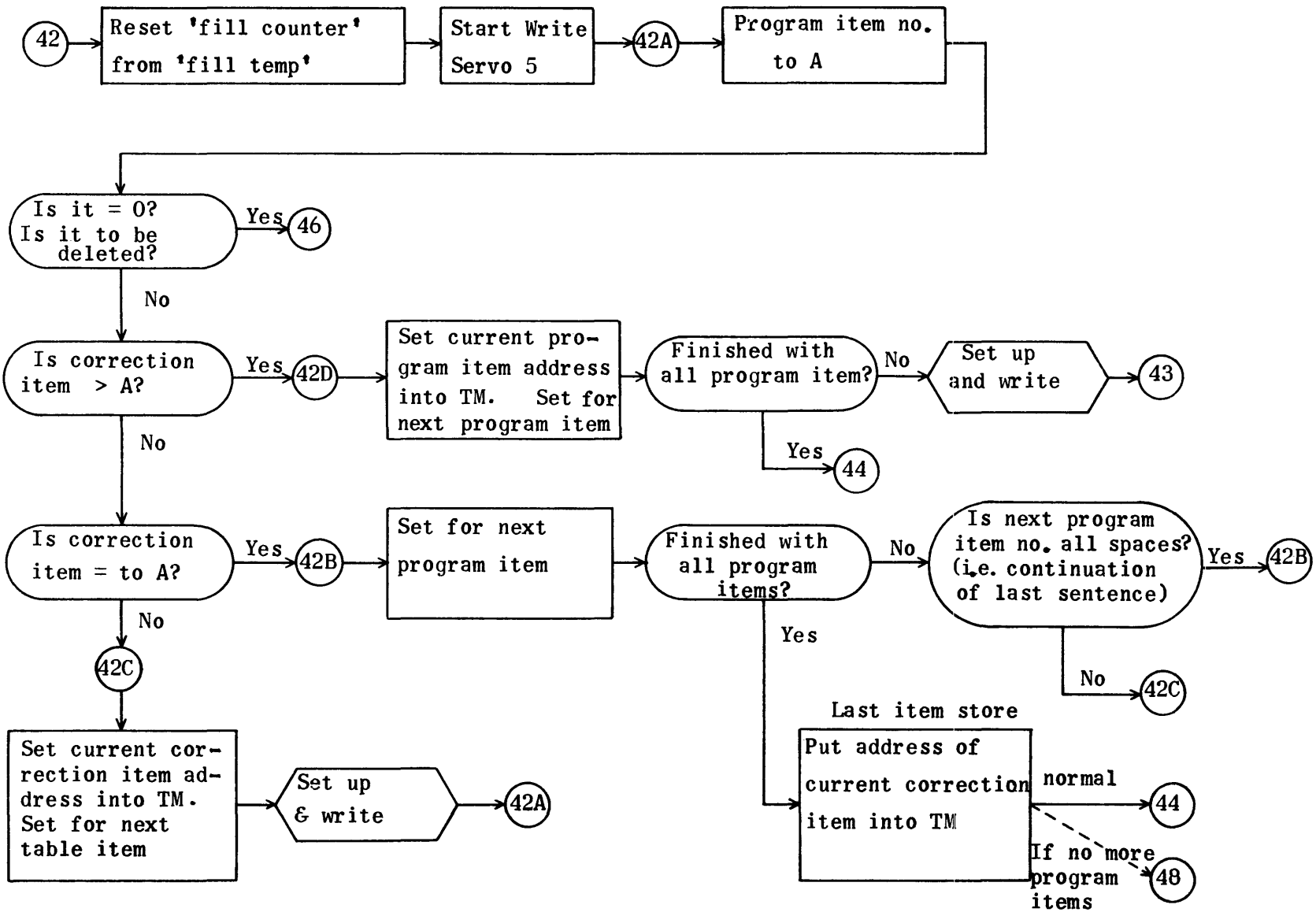
Merge Routine (Cont.)



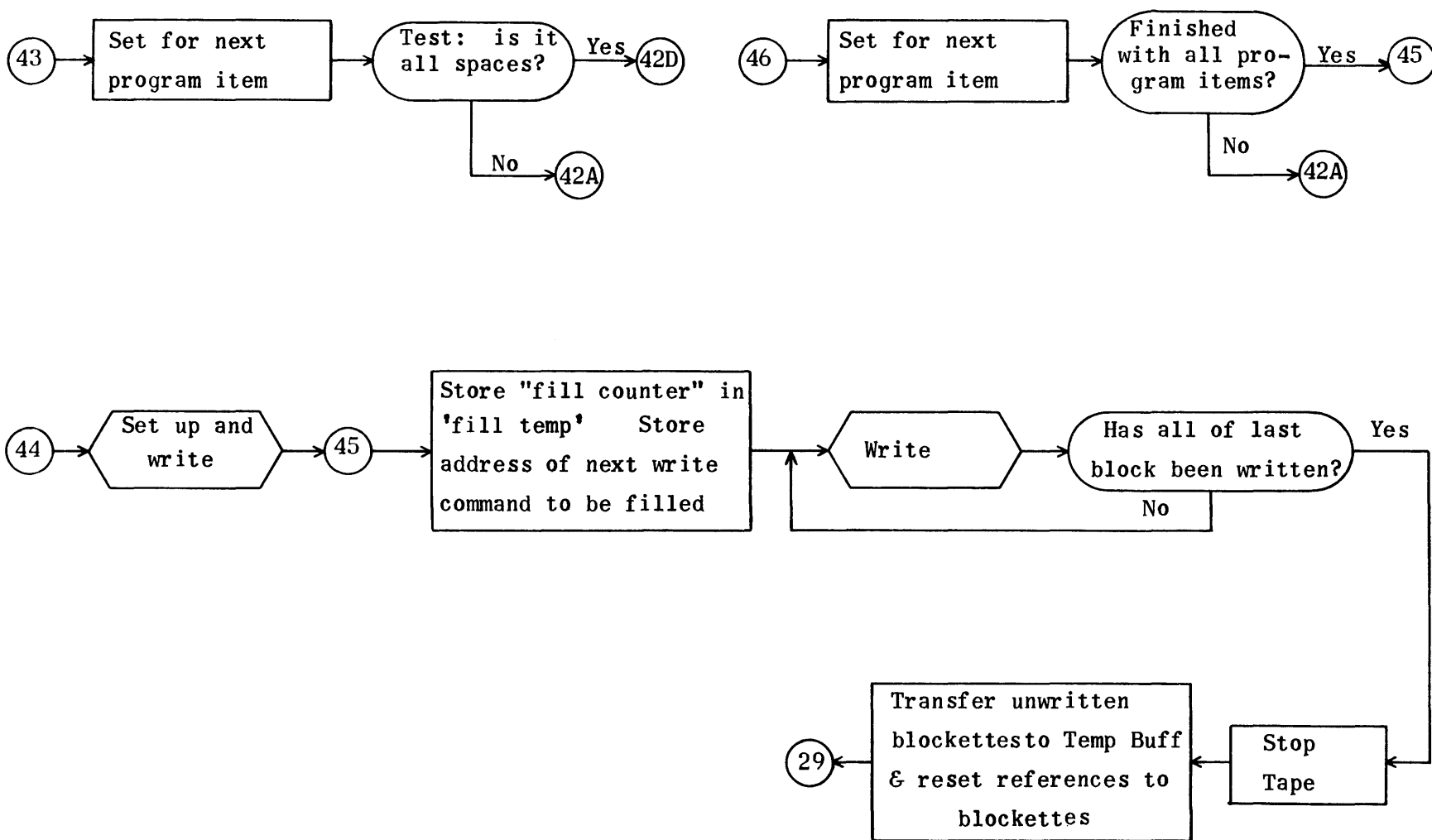
Merge Routine (Cont.)



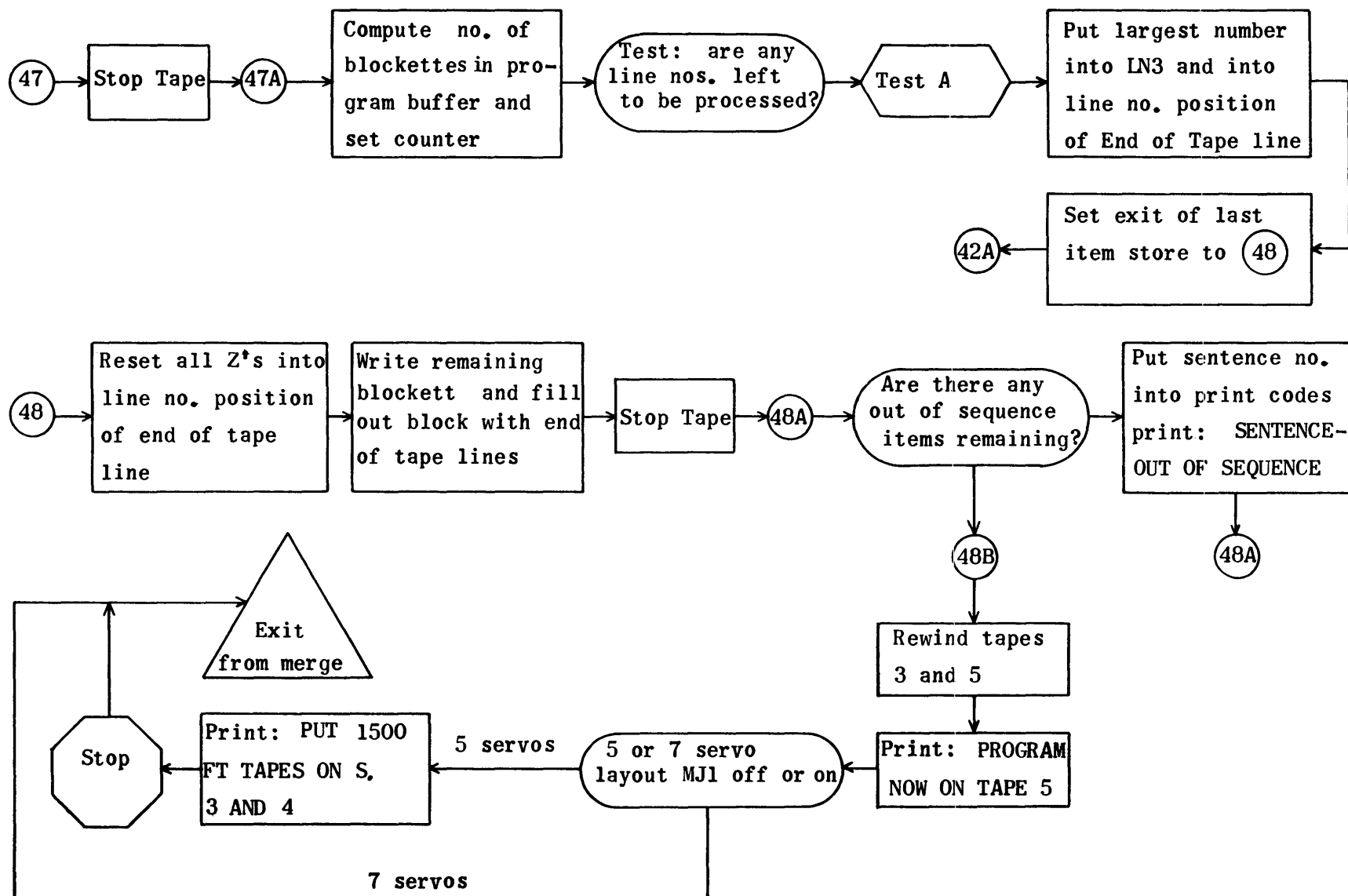
Merge Routine (Cont.)



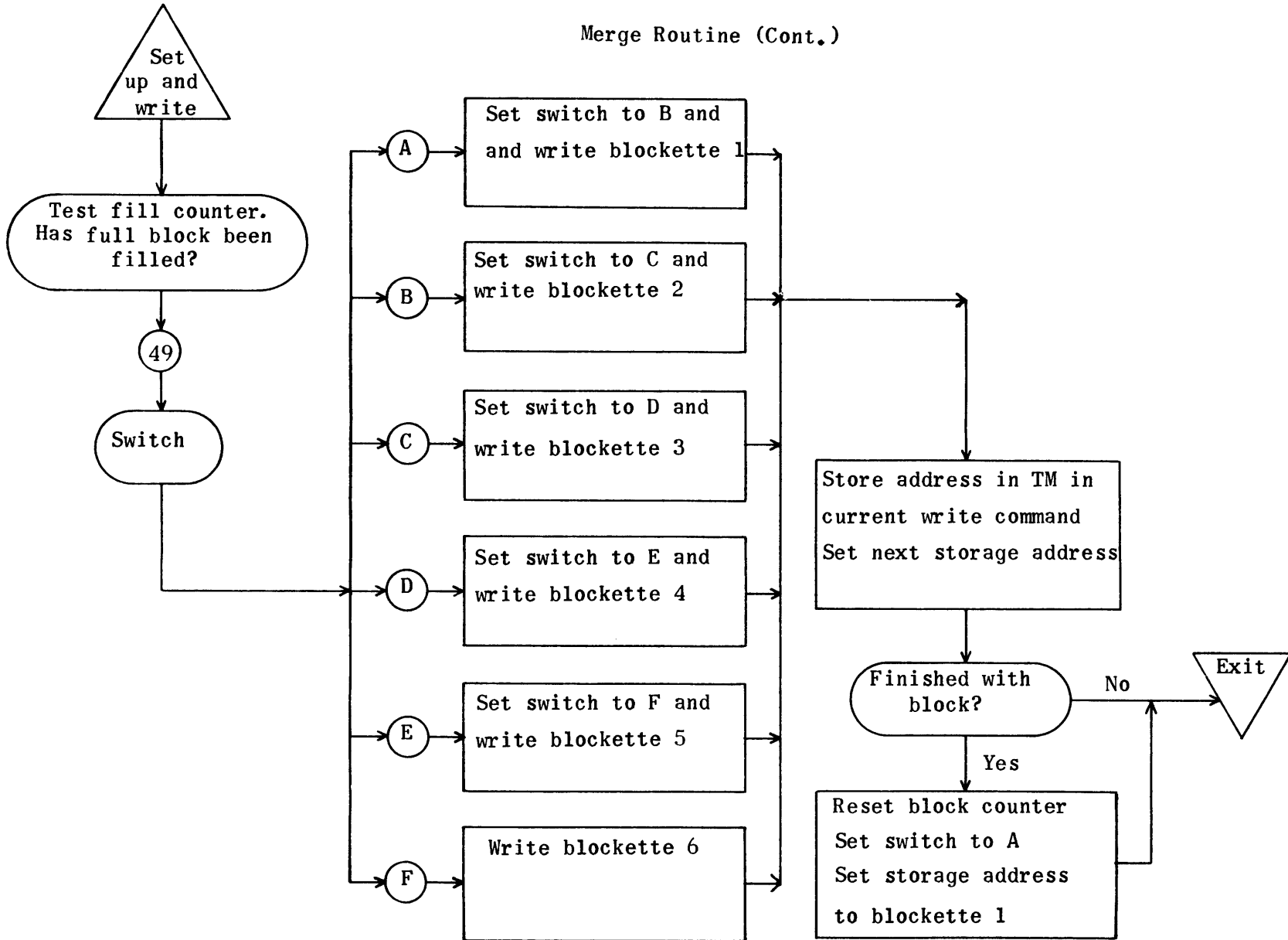
Merge Routine (Cont.)



Merge Routine (Cont.)

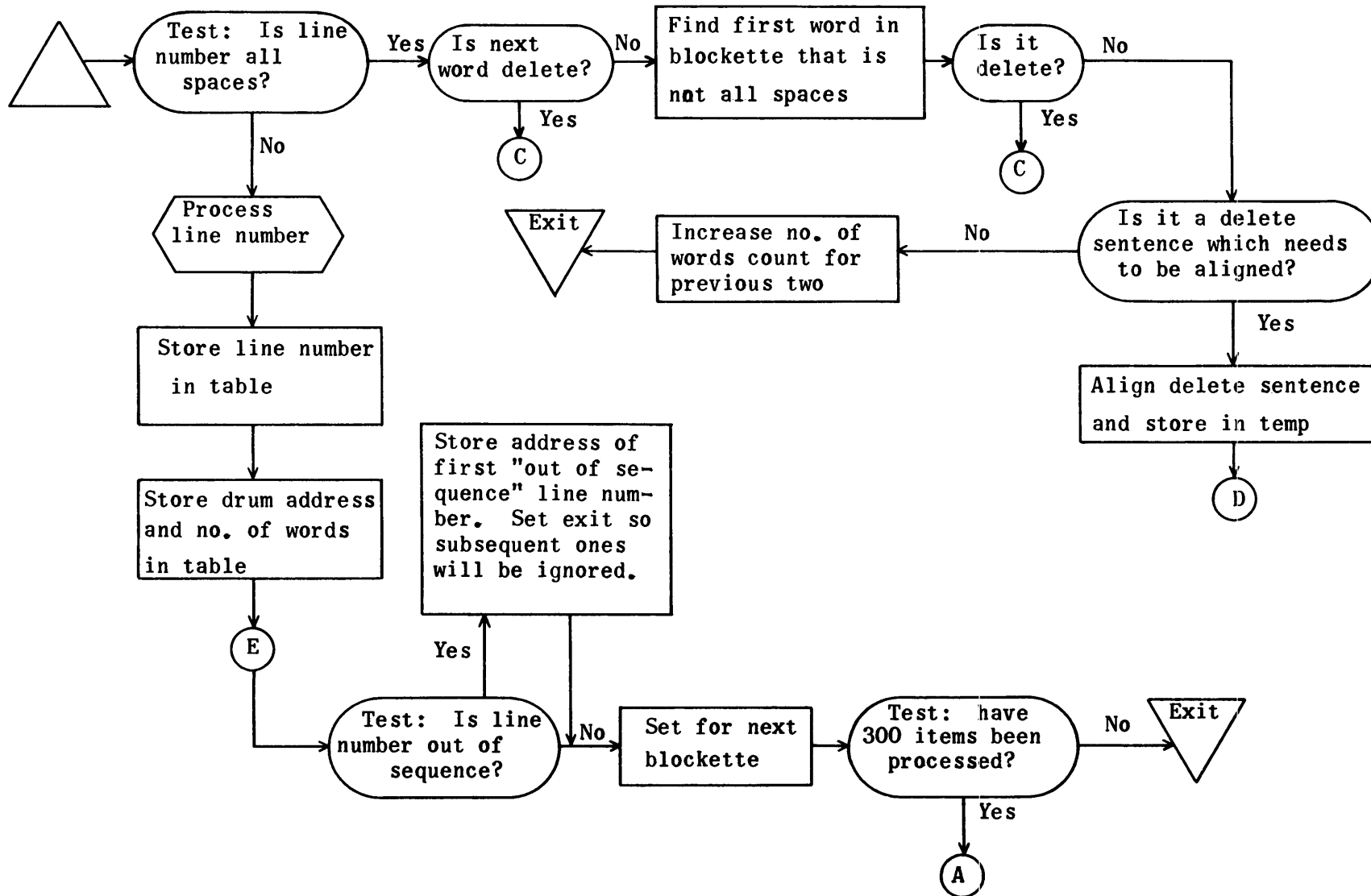


Merge Routine (Cont.)

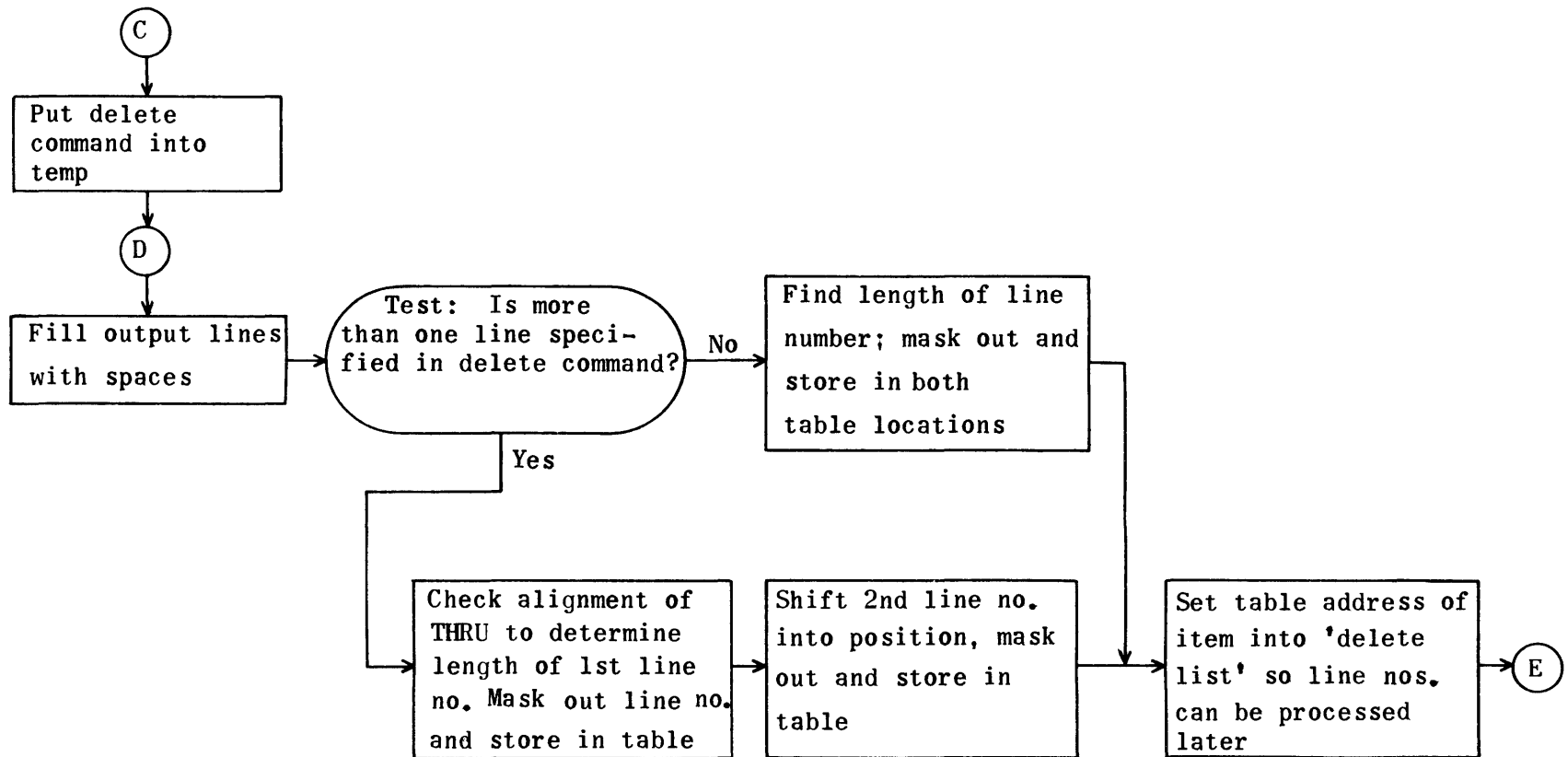
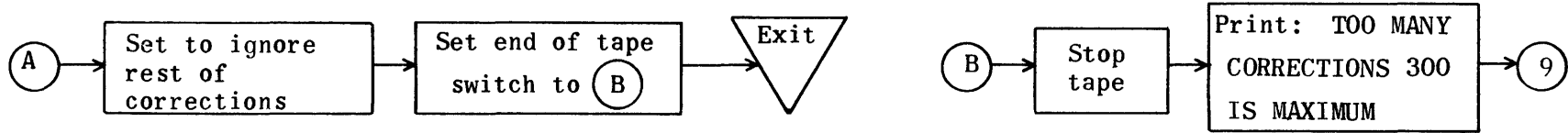


Merge Routine (Cont.)

Process
Blockette

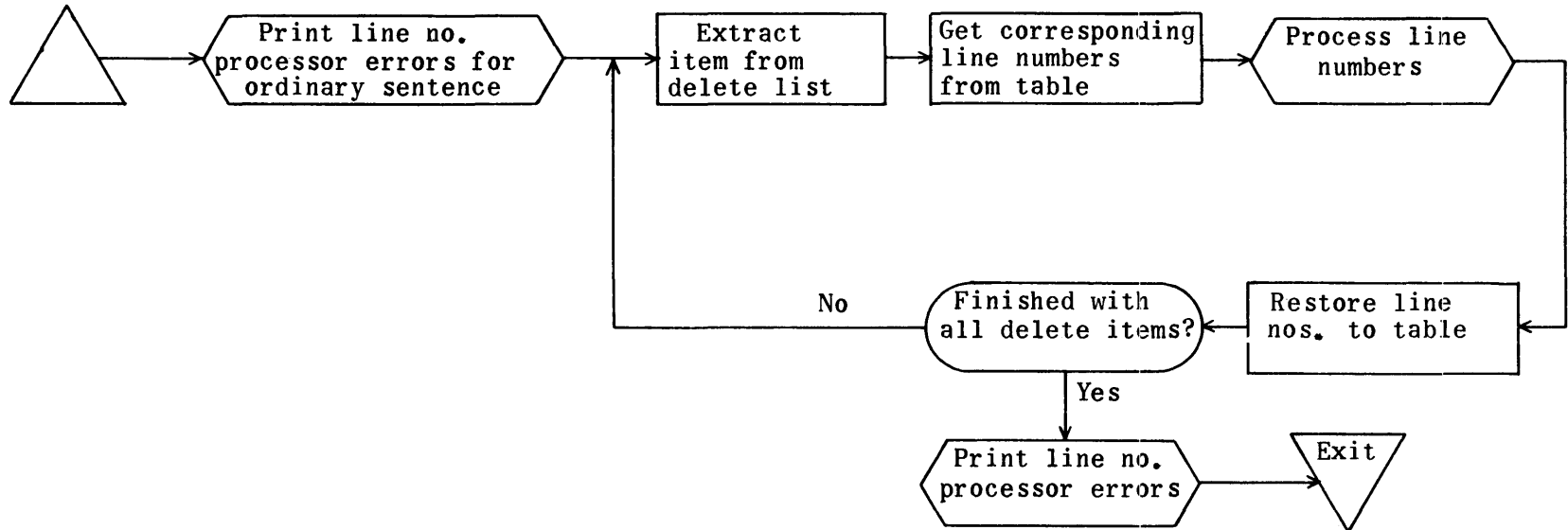


Merge Routine (Cont.)



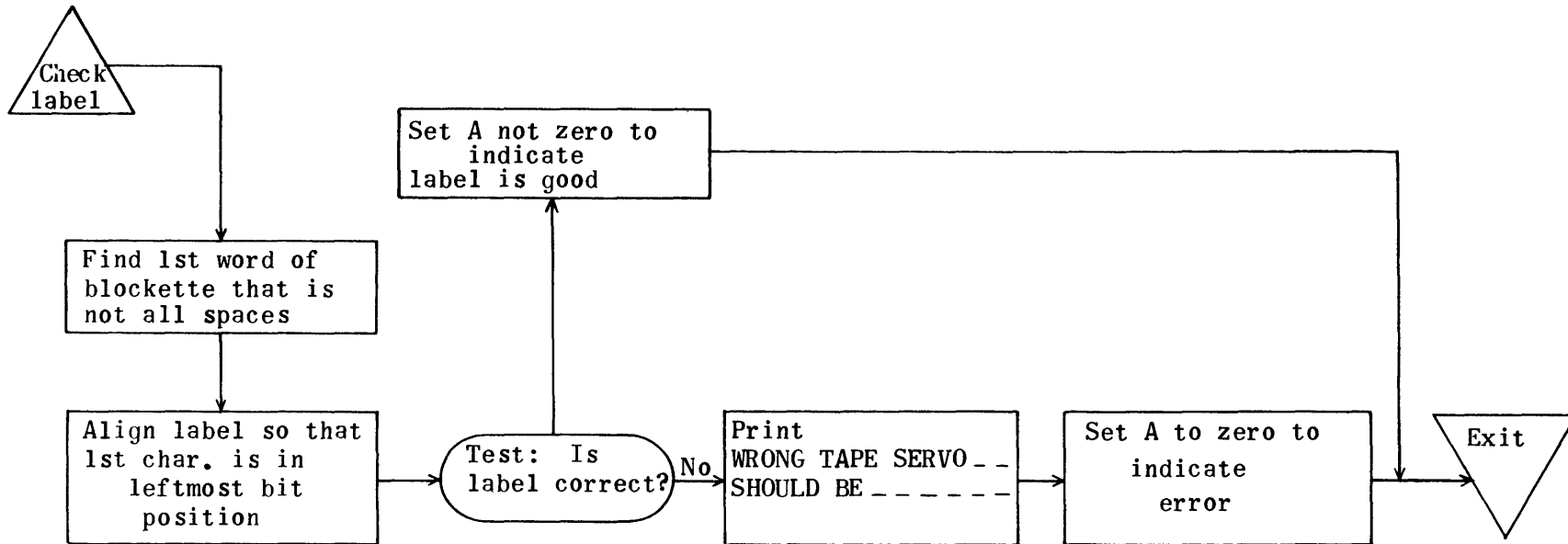
Merge Routine (Cont.)

Process delete
item numbers



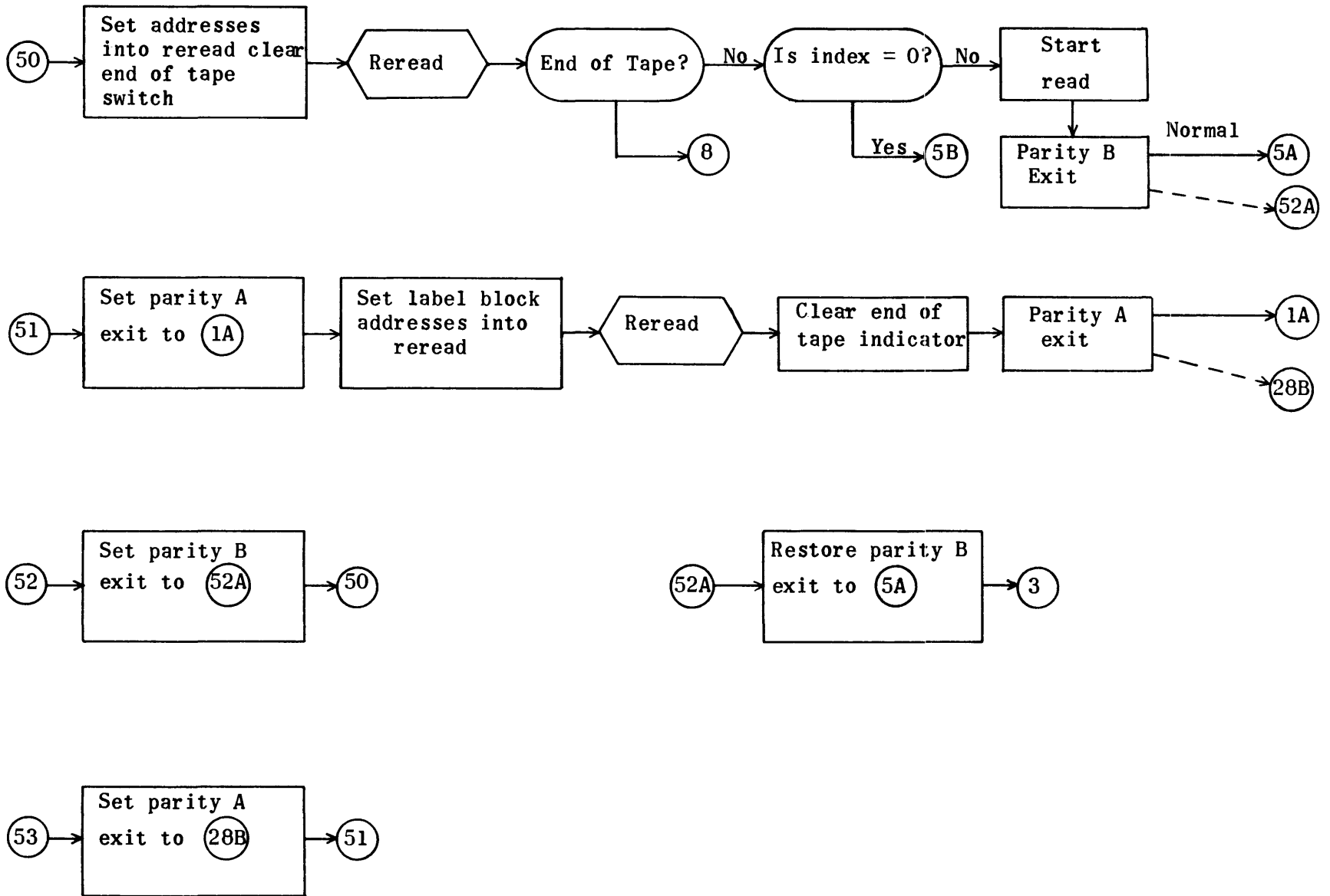
Merge Routine (Cont.)

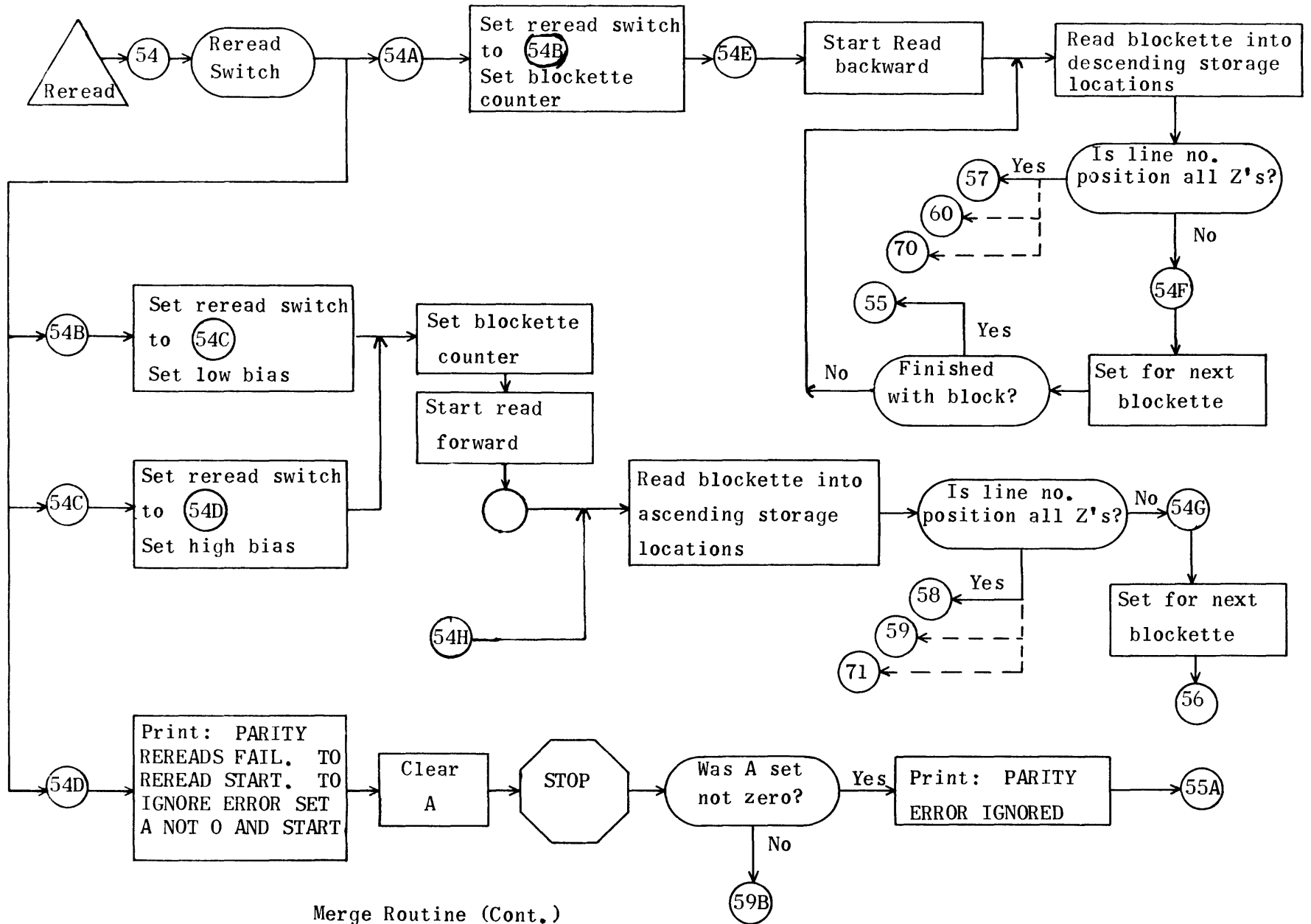
245



Parity Rereads

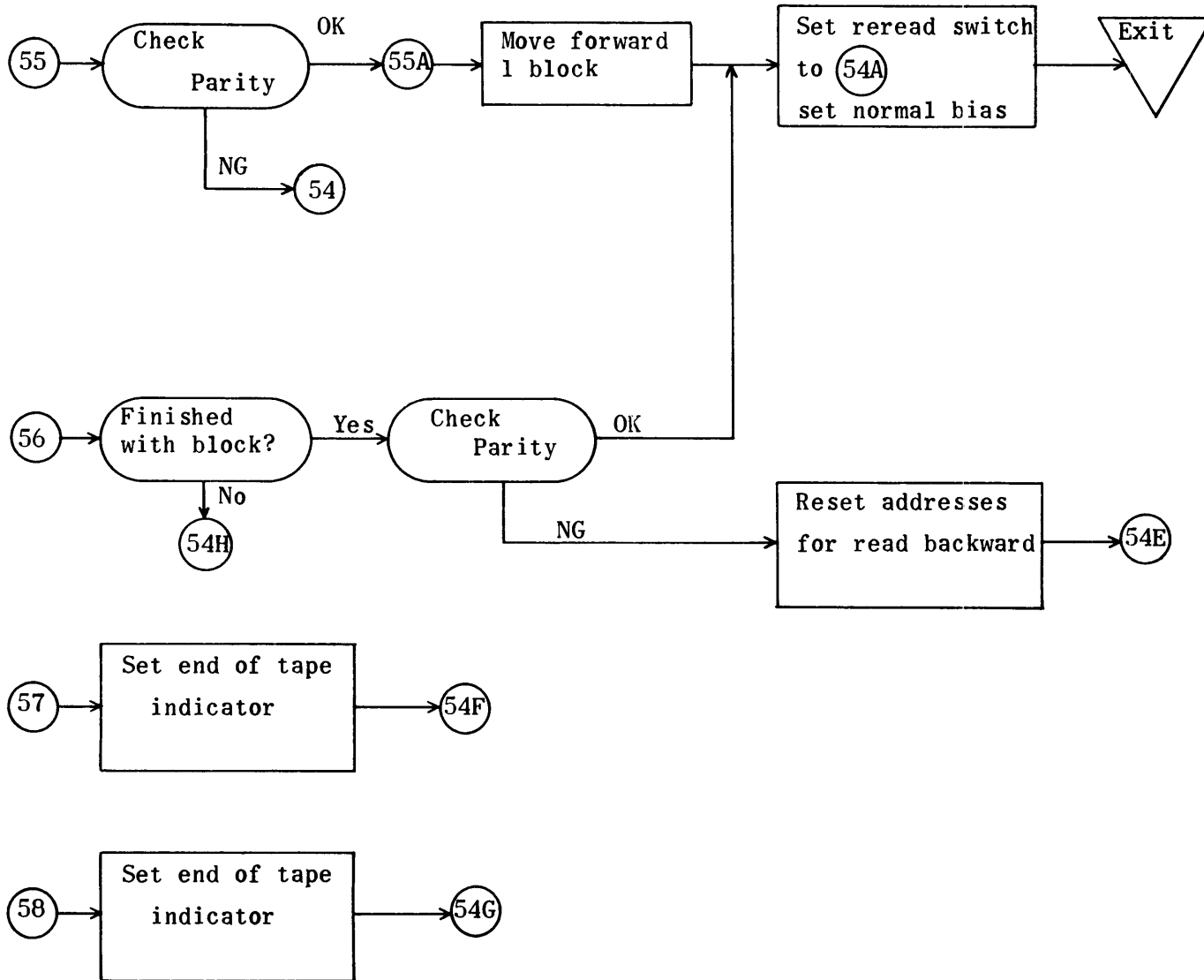
Merge Routine (Cont.)



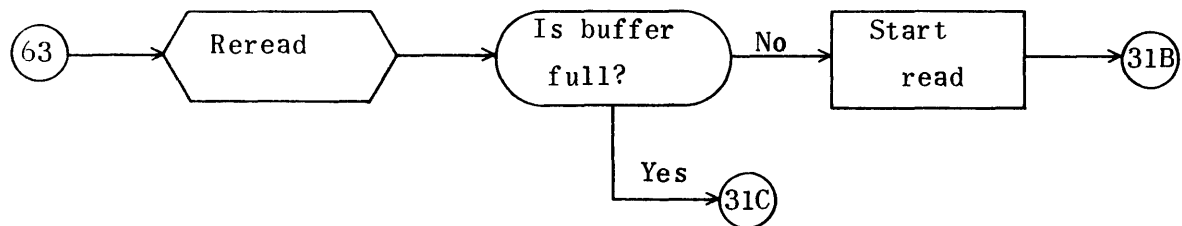
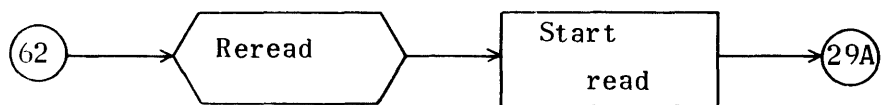
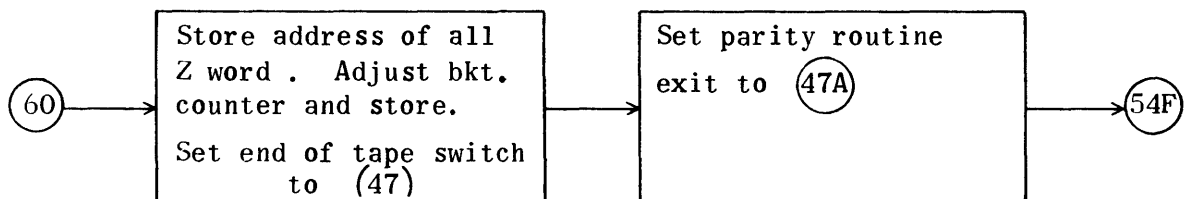
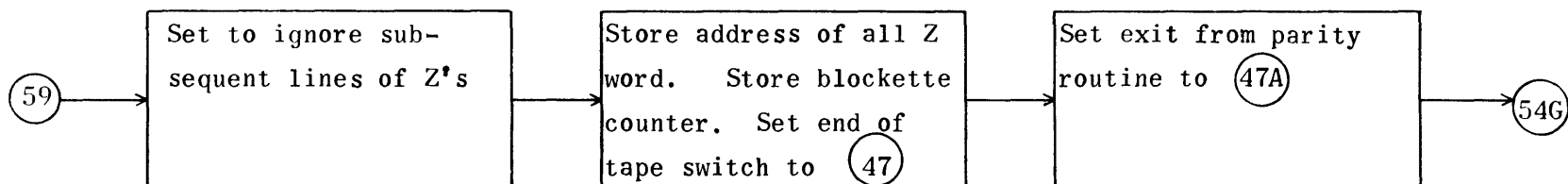


Merge Routine (Cont.)

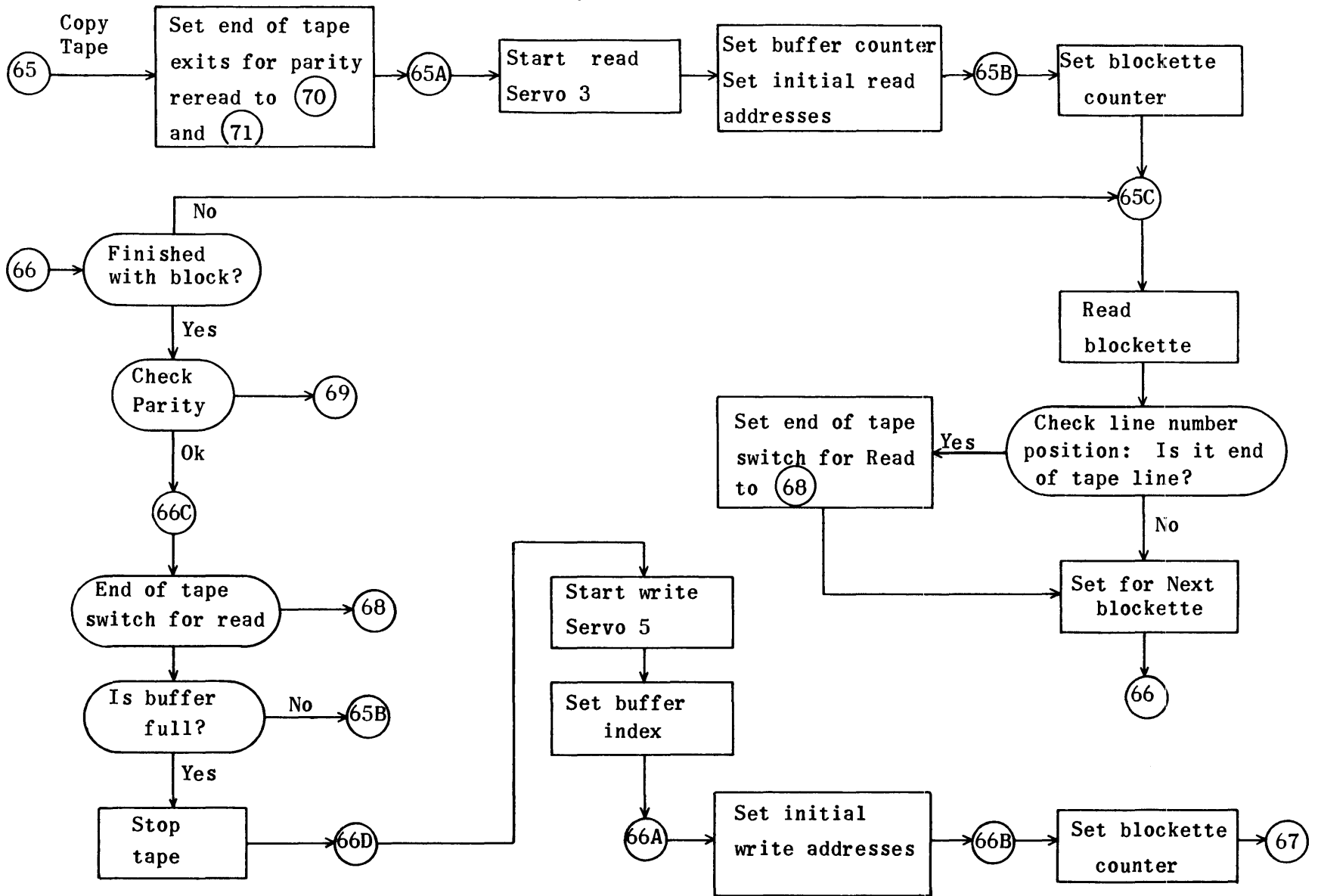
Merge Routine (Cont.)



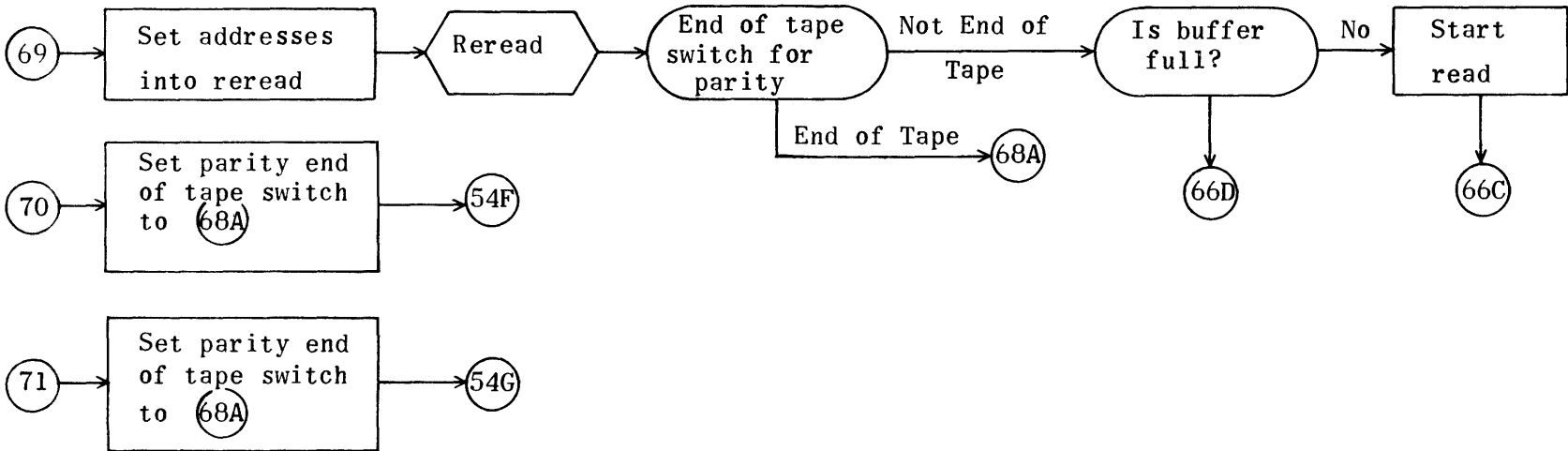
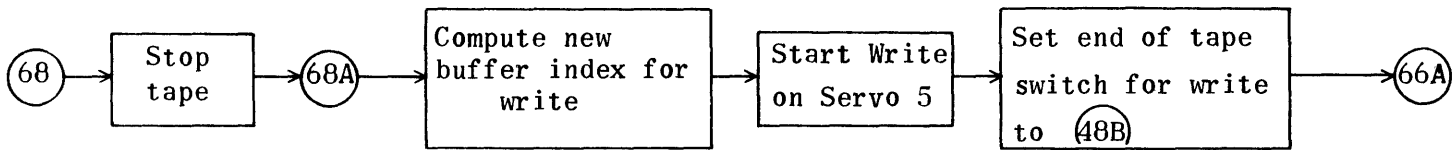
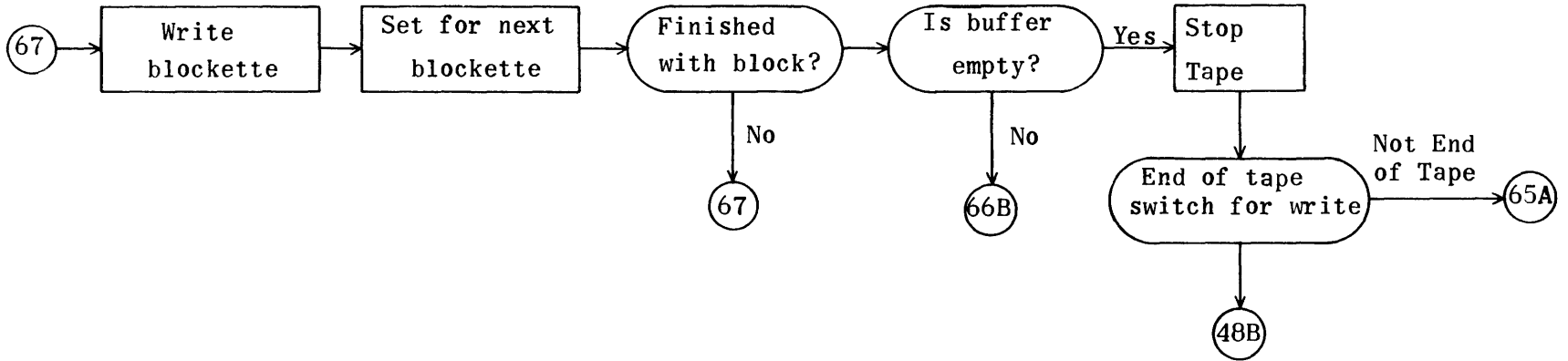
Merge Routine (Cont.)



Merge Routine (Cont.)



Merge Routine (Cont.)



TAPE MERGE REGIONS

RE GQ761	RE NZ1736
RE PZ3071	RE ZR1766
RE ZA77000	RE WX2005
RE UC2507	RE FT2045
RE RQ35	RE PB2105
RE RR52	RE DL2205
RE RS110	RE RB2246
RE LP140	RE LN2340
RE CN147	RE DR2353
RE CX232	RE MR2375
RE XY273	RE RC2471
RE JL375	RE WS2534
RE XX433	RE PA2540
RE VF525	RE CD2575
RE MG543	RE UP2653
RE MN604	RE UQ2675
RE NW711	RE US2705
RE MP770	RE UW2745
RE KW1003	RE FC2771
RE BJ1042	RE DT40002
RE UN1077	RE BR7635
RE NR1164	RE TM5
RE ET1213	RE BU4225
RE SV1310	RE CB6125
RE LC1374	RE GZ3073
RE SR1453	RE GR5735
RE XZ1553	RE TB3073
RE WT1655	

TAPE MERGE ROUTINE

	IA	RQ		
0	RJ	PZ2	PZ	MJ 0 RQ2 on 1103A tape
1	EF	0	VF14	Set bypass
2	MJ	30000	SV	If MJ3 is set go to SV from MERGE. If MJ3 not set take next instruction and copy tape
3	RJ	ET42	SR60	Set up tape commands and parity reread
4	RJ	MG14	MG	Read label, check and write
5	RJ	XY11	RQ10	Set end of tape exit for parity reread
6	TV	RQ13	RS14	
7	MJ	0	XY12	
10	RJ	XY35	RR	Set end of tape exit for parity reread
11	TV	RQ13	RS14	Set new exit for parity reread
12	MJ	0	XY36	Go back to finish reread
13	0	0	RS2	
14	0	0	24	
	CA	RQ15		
	IA	PZ		
0	MJ	20000	RQ1	Test: Is TCU2 to be used? If so go to RQ1
1	TP	PZ5	VF14	} If not, reset tape commands for TCU1
2	RP	20014	30000	
3	CC	VF	PZ4	
4	O3	0	0	
5	OO	10000	4000	
	CA	PZ6		
	IA	RR		
0	EF	0	VF	Start read
1	TP	RQ14	TM2	Set buffer index
2	TU	RR35	RR7	} Set initial read addresses
3	TV	RR35	RR6	
4	TP	CN4	TM4	Set blockette index
5	RP	10024	RR7	} Read blockette
6	ER	10000	30000	
7	TP	30000	A	
10	EJ	CX6	RS	} Test: Is it end of tape blockette? If so go to RS
11	RA	RR6	CN5	} Set for next blockette
12	RA	RR7	CN12	
13	IJ	TM4	RR5	Test: Finished with block? If not go back to RR5
14	ER	0	A	} Check parity
15	ZJ	RS11	RR16	
16	RJ	RR16	RR17	
17	IJ	TM2	RR4	Is buffer full? If not go back to RR4

20	EF	0	VF10	If so, stop tape
21	EF	0	VF12	Start write on Servo 5
22	TP	RQ14	TM2	Set buffer index
23	TV	RR35	RR26	Set initial write address
24	TP	CN4	TM4	Set blockette index
25	RP	10024	RR27	} Write blockette
26	EW	10000	30000	
27	RA	RR26	CN5	Set for next blockette
30	IJ	TM4	RR25	Finished with block?
31	IJ	TM2	RR24	Is buffer empty?
32	EF	0	VF10	If so stop tape
33	RJ	RR33	RR34	
34	MJ	0	RR	Go back to read more items
35	0	GZ	GZ	
	CA	RR36		
	IA	RS		
0	RJ	RR16	RR11	
1	EF	0	VF10	Stop tape
2	TP	RQ14	A	} Set buffer index for write
3	ST	TM2	TM2	
4	EF	0	VF12	Start write
5	RJ	RR33	RR23	S
6	EF	0	VF11	Rewind tape 5
7	EF	0	VF2	Rewind tape 3
10	MJ	0	RS21	Go to RS21
11	TV	RR6	XY5	} Set addresses into parity reread
12	TU	RR7	XY10	
13	RJ	XY20	JL26	Reread
14	RJ	RS14	RS15	Switch set by parity routine if end of tape occurred in block
15	TP	TM2	A	} Are more blocks to be read? If not, go to RR21 to write
16	ZJ	RS17	RR21	
17	EF	0	VF	} If so, start read and go to RR16
20	MJ	0	RR16	
21	TP	CX31	UP3	} Print: PROGRAM NOW ON TAPE 5
22	RJ	UP2	UP	
23	MJ	10000	RS27	If MJ1 is set, go to exit. If not, take next instruction
24	TP	XX71	UP3	} Print: PUT 1500 FT. TAPES ON SERVO 3 AND 4
25	RJ	UP2	UP	
26	MS	0	RS27	Stop, set to re-enter after tapes are changed
27	MJ	0	ZA10	Exit
	CA	RS30		

0	IA	SV			
1	TP	CX40	UP3	}	Print: MERGE
2	RJ	UP2	UP		
3	TP	CX33	UP3	}	Print correction tape
4	RJ	UP2	UP		
5	EF	0	VF14		Set bypass if 1105 MJ 0 SV5 on 1103A copy
6	MJ	0	SV40		Out to rest of setup
7	TV	SV47	TM	}	Set address of error entry
10	MJ	0	SV15		
11	TV	SV50	TM		
12	MJ	0	SV15		
13	TV	SV51	TM		
14	MJ	0	SV15		
15	TV	SV52	TM		
15	TP	LN4	(30000)		Store illegal line number
16	TV	TM	(30000)		Store entry for error print
17	RA	SV15	CN1	}	Set for next entry
20	RA	SV16	CN1		
21	TP	CN52	LN3		Set LN3 to zero
22	MJ	0	LN2		Exit
23	TP	SV15	TM	}	Store no. of illegal line no's. in index
24	RS	TM	SV55		
25	LT	43	TM		
26	TU	SV54	SV32		
27	TU	SV53	SV33		
30	IJ	TM	SV32		Finished with all error prints
31	MJ	0	SV43		If so → SV43
32	TV	(30000)	SV34		Set entry to LNP no. 3
33	TP	(30000)	LN4		Send line number to LNP no. 3
34	RJ	LN2	(30000)		Go to LNP for error print
35	RA	SV32	CN14	}	Set for next print
36	RA	SV33	CN14		
37	MJ	0	SV30		Go back for remaining items
40	TP	CX36	XX10	}	Set print for label check
41	RP	30003	SV43		
42	TP	CX20	XX13		
43	TV	SV55	SV15	}	Set initial error entries
44	TV	SV54	SV16		
45	RJ	SV45	SV46		
46	MJ	0	WX	}	Line number error print entry addresses
47	00	0	PA11		
50	00	0	PA16		
51	00	0	PA23		
52	00	0	PA30		
53	00	BR	0	}	Print: SENTENCE - - - (DELETE)
54	00	BR1	BR1		
55	TP	LN4	BR		
56	TP	CX35	UP3	}	Print: TOO MANY CORRECTIONS 300 IS
57	RJ	UP2	UP		
60	MJ	0	(30000)	}	MAXIMUM
61	TP	XX24	UP3		
62	RJ	UP2	UP		
63	MJ	0	ET7		
	CA	SV64			

0	IA	WX		
1	EF	0	VF3	}
1	RP	10170	WX3	
2	ER	10000	BU	}
3	ER	0	A	
4	ZJ	JL12	WX5	}
5	TP	CX25	LC3	
6	TP	CX30	LC4	}
7	RJ	LC2	LC	
10	ZJ	WX13	WX11	Was label in error?
11	EF	0	VF2	}
12	MS	0	SV2	
13	EF	0	VF	If not start read
14	TV	RB53	PB7	
15	TV	CN22	PB4	
16	TV	CN23	PB5	
17	TP	CN7	TM5	
20	TU	CN46	PB6	
21	TU	CN46	PB7	
22	TV	CN20	FT20	
23	TU	CN20	CN17	
24	TV	CN25	FT5	Set initial buffer storage address
25	TP	CN4	TM4	Set block index
26	TV	CN24	FT2	Set initial drum address
27	RP	10170	WX31	}
30	ER	10000	BU	
31	ER	0	A	}
32	ZJ	JL21	WX33	
33	TV	WX35	MP2	
34	RJ	MP5	MP	Check: end of tape
35	TV	MN25	MP5	If so → ET1
36	EJ	CX6	ET1	
37	MJ	0	FT23	If not, to FT23
	CA	WX40		

0	IA	FT		
1	RJ	PB35	PB	Process blockette
1	ER	10000	A	Read 1st word
2	TP	A	30000	Store 1st word
3	EJ	CX6	ET	End of Tape? If so → ET
4	RP	10023	FT6	}
5	ER	10000	30000	
6	RA	FT2	CN5	}
7	RA	FT5	CN5	
10	IJ	TM4	FT	Finished with block?
11	ER	0	A	}
12	ZJ	JL	FT13	

13	RJ	FT13	FT14	End of tape switch	
14	RJ	FT14	FT15	Last block of group switch	
15	IJ	TM5	FT24	Test: Is buffer full? If not go to FT24	
16	EF	0	VF10	If so, stop tape	
17	RP	33220	FT21	} Transfer corrections to drum	
20	TP	BU	30000		
21	RJ	ET20	ET11		Out to print errors and process delete item no's.
22	RJ	FT14	FT26		Set last block of group switch to exit to FT23 and go to FT26
23	TU	FT20	PB	Reset first buffer address	
24	TP	CN4	TM4	Set block index	
25	MJ	0	FT	Go back to FT	
26	EF	0	VF	Start read	
27	TV	WX2	FT2	} Reset initial buffer address	
30	SP	FT2	0		
31	SA	CN	0		
32	TV	A	FT5		
33	TP	CN10	TM5		Set buffer index
34	TP	CN4	TM4		Set block index
35	RA	FT20	CN11		Set for next drum transfer
36	TV	CN41	RB50		
37	MJ	0	FT		
	CA	FT40			

	IA	PB		
0	TP	BU	A	Sentence number to A
1	EJ	CX7	PB22	Is it all spaces? If so, go to PB22
2	TP	A	LN4	} Process line number
3	RJ	LN2	LN1	
4	TP	LN3	30000	
5	TP	CN17	30000	Store line no. in table
6	TP	30000	A	Store directory word in table
7	TJ	30000	PB74	} Test: Is item out of sequence? If so, go to PB74
10	TU	PB6	PB7	} Set for next table entry
11	RA	PB6	CN14	
12	RA	PB4	CN1	
13	RA	PB5	CN1	
14	IJ	CX26	PB33	Have 300 corrections been processed? If not, go to PB33
15	TV	PB35	FT	} If so, set to ignore remaining corrections
16	RA	FT	CN	
17	RJ	FT13	PB35	Back to read, remainder of block
20	EF	0	VF10	Stop tape
21	MJ	0	SV61	Go to SV61 to indicate error
22	TP	PB	A	} Set up test
23	AT	CN13	PB24	
24	TP	PB1	A	} Test: Is the first word of sentence 'DELETE'? If so, go to DL
25	EJ	RB62	DL	

26	MJ	0	PB36	}	If not, go to PB36
27	SP	PB5	17		
30	SS	CN14	0	}	Continuation of last sentence. Increase word count in directory word
31	TU	A	PB32		
32	RA	30000	CN5		
33	RA	PB	CN12		
34	RA	CN17	CN12		Set for next blockette
35	MJ	0	30000		Set for next table entry
36	TU	PB24	PB41		Exit
37	TP	CX7	A		
	CA	PB40			
	IA	PB40			
40	RP	20020	PB27	}	Find 1st word that is not all spaces
41	TJ	30000	PB42		
42	TP	RB63	A	}	Set address of 1st word that is not all spaces into PB24 and PB47
43	ST	Q	TM		
44	LA	A	17		
45	AT	PB24	PB24		
46	TU	A	PB47		
47	TP	30000	A		
50	EJ	RB62	DL		
51	RP	20005	PB27	}	If word is not delete, test alignment of word
52	EJ	RB55	PB53		
53	TP	RB64	A	}	Set number of shifts needed to put 1st significant character at 1st character position
54	ST	Q	TM		
55	LA	A	1		
56	SA	TM	1		
57	TV	A	PB65		
60	TU	PB47	PB64		
61	TP	CN37	TM		
62	TV	DL2	PB66		
63	MJ	0	PB70		
64	SP	30000	44		
65	SA	30000	30000		
66	TP	A	30000		
67	RA	PB66	CN		
70	TU	PB64	PB65		
71	RA	PB64	CN13		
72	IJ	TM	PB64		
73	MJ	0	RB67		Go to RB67
74	TV	PB77	PB7		Set to bypass out of sequence test
75	TV	PB4	CN30		Set address of 1st out of sequence item into CN30
76	TV	PB77	RB53		
77	MJ	0	PB10		
	CA	PB100			

	IA	DL		
0	TU	PB24	DL2	
1	RP	30006	DL3	} Put aligned delete command into TM6-TM13
2	TP	30000	TM6	
3	TV	PB4	DL5	
4	RP	10002	DL6	} Fill output lines in table with spaces
5	TP	CX7	30000	
6	TP	CN15	Q	} Test: Is more than one sentence to be deleted?
7	QT	TM10	A	
10	EJ	RB54	DL31	} Position sentence number
11	SP	TM11	44	
12	SA	TM10	30	
13	TP	A	TM12	} Set up storage address for line number
14	TV	DL5	DL27	
15	TV	DL5	RB47	} Find length of number
16	TV	PB5	RB52	
17	RJ	RB44	RB40	
20	LQ	CN15	Q22	} Set mask into Q
21	MJ	0	DL27	
22	TP	DL40	Q	
23	MJ	0	DL27	
24	TP	DL36	Q	
25	MJ	0	DL27	
26	TP	DL37	Q	
27	QS	TM12	30000	Set line number into table and into A
30	MJ	0	RB65	Go to RB65
31	TV	PB4	RB5	} Set storage address
32	TV	PB4	RB15	
33	TV	PB4	RB36	
34	LQ	CN15	Q22	Set mask into Q
35	MJ	0	RB	Go to RB
36	77	77770	0	
37	77	77777	70000	
40	77	77000	0	
	CA	DL41		

	IA	RB		
0	QT	TM12	A	} Mask out character
1	TP	A	A	
2	RP	20005	RB4	} Check alignment of THRU to determine length of 1st number
3	EJ	CX	RB10	
4	TP	CN6	Q	} Character was not T,H,R,U or space. Put last character of TM10 into table
5	QS	TM10	30000	
6	TV	PB5	DL5	} Set new output storage
7	MJ	0	DL14	
10	TP	RB64	A	
11	ST	Q	TM	Was first character of TM12 a T?
12	TJ	CN3	RB25	

13	SP	TM11	44	}	If so, align TM10 and TM11
14	SA	TM10	36		
15	TP	A	30000	}	Store 1st line number in table
16	LA	TM	A1		
17	SA	TM	1		
20	TV	A	RB22		
21	SP	TM13	44	}	Set no. of shifts to align second line no.
22	SA	TM12	30000		
23	TP	A	TM12		
24	MJ	O	RB6	}	Align second line no. and put into TM12
25	LA	A	1		
26	SA	TM	1		
27	TV	A	RB32		
30	TP	CN3	A		
31	ST	TM	TM		
32	SP	CN50	30000	}	Adjust index in TM
33	TP	A	Q		
34	SP	TM11	44	}	Put mask into Q
35	SA	TM10	36		
36	QS	A	30000		
37	MJ	O	RB16		
	CA	RB40			
	IA	RB40		}	Store 1st line no. in table
40	TP	CN2	TM		
41	LQ	TM12	Q6		
42	LQ	Q	6		
43	QT	CN6	A		
44	EJ	CN	30000		
45	RA	RB44	CN1		
46	IJ	TM	RB42		
47	TP	TM12	30000		
50	TV	PB4	30000	}	Set space test index to 3
51	RA	RB50	CN		
52	TP	TM12	30000	}	Mask out character and check for space If space is found, exit
53	MJ	O	PB74		
54	OO	6	50000		
55	O1	27304	63066		
56	O1	01273	04630		
57	O1	01012	73046		
60	O1	01010	12730		
61	O1	01010	10127		
62	27	30463	06630		
63	OO	O	20017		
64	OO	O	20005		
65	TP	A	TM12	}	If no space is found, set to check next character
66	MJ	O	RB50		
67	TP	TM6	A		
70	EJ	RB62	DL3	}	If no more characters are to be tested, store all of TM12 in line no. position.
71	MJ	O	PB27		
	CA	RB72			
				}	Set table address of delete item into delete list
				}	Set for next delete item
				}	Store 2nd line number in table
				}	Exit to PB74
				}	Constants
				}	Store line number in TM12 and go to RB50
				}	Test: Is first word of aligned sentence 'Delete'? If so, go to DL3. If not, go to PB27

0	IA	ET			
	RJ	FT13	FT4		Set end of tape switch to exit to ET1 and go to FT4
1	EF	0	VF10		Stop tape
2	TU	PB	ET3		Set next line number address
3	TP	30000	A	}	End of tape? If so, go to ET7
4	EJ	CX6	ET7		
5	RJ	PB35	PB1		If not, process line number
6	MJ	0	ET2		Go back for next item
7	EF	0	VF2		Rewind tape 4
10	RJ	FT17	FT17		Transfer last group of corrections to drum
11	RJ	SV45	SV23		Print Line Number Processor Errors for ordinary sentences
12	TP	RB50	TM3	}	Set to process delete command item numbers
13	RS	TM3	CN41		
14	SP	CN41	17		
15	TU	A	ET22		
16	IJ	TM3	ET22		
17	RJ	SV45	SV23		Finished with all delete command item numbers? If not go to ET22
					Print Line Number Processor errors
20	RJ	ET20	ET21		Exit when used as subroutine
21	MJ	0	ET70		Exit after end of tape has been found
22	TP	30000	A	}	Set address of item number to be processed
23	TV	A	ET31		
24	LA	A	17		
25	TU	A	ET27		
26	TP	CN	TM1		
27	TP	30000	LN4		
30	RJ	LN2	LN	}	Process line number and store
31	TP	LN3	30000		
32	RA	ET27	CN13	}	Set to process next item no. of delete command
33	RA	ET31	CN		
34	IJ	TM1	ET27		Finished with both line numbers? If not go to ET27
35	RA	ET22	CN13	}	If so, set for next delete item and go back to ET16
36	MJ	0	ET16		
37	TP	CN52	TM17		Set out of sequence item counter to zero
40	TP	CN52	TM15	}	Reset tape label error print for servo 3 and program tape
41	TP	CX37	XX10		
42	RP	30003	ET44		
43	TP	CX15	XX13		
44	TP	CX34	UP3		
45	RJ	UP2	UP	}	Print: PROGRAM TAPE
46	TP	CN4	TM10		
47	TP	CN4	TM5	}	Set up write fill counter and write fill temp.

50	TU	CN46	ET52	}	Find address of first non zero table entry
51	TP	CN43	TM1		
52	TP	30000	A		
53	ZJ	ET56	ET54		
54	RA	ET52	CN14		
55	IJ	TM1	ET52		
56	SP	ET52	0		
57	SS	CN46	70		
60	AT	CN	TM	}	Set up address of 1st non zero table entry
61	RS	CN43	TM		
62	TU	ET52	MN42		
63	TU	ET52	MN63		
64	RA	ET52	CN13		
65	TU	A	MN54		
66	RP	30003	MG		
67	TP	CN55	XX21	}	Set up printout for out of sequence items and go to MG
70	TP	CN30	A		
71	EJ	CN22	GQ		
72	TJ	CN51	SR		
73	TV	PB4	CN30	}	If 1st table item was a delete adjust number of in sequence items
74	MJ	0	SR		
	CA	ET75			
	IA	GQ		}	Set new number of in sequence items
0	RA	CN30	CN1		
1	MJ	0	SR		
	CA	GQ2			
	IA	XX		}	UP parameters & XS3 codes for printouts ΔΔΔΔΔ Merge. Correction Tape Wrong Tape Servo _ _ _ Should be _ _ _
0	01	01010	10101		
1	47	30543	23022		
2	26	51545	43026		
3	66	34515	00166		
4	24	52300	12277		
5	71	54515	03201		
6	66	24523	00165		
7	30	54705	10177		
10	01	01010	10101	}	Sentence -----(Delete)
11	65	33516	74627		
12	01	25300	17777		
13	01	01010	10101		
14	01	01010	10101		
15	01	01010	10101		
16	65	30506	63050		
17	26	30010	10101		
20	17	27304	63066	}	Program Tape
21	30	43010	10101		
22	52	54513	25424		
23	47	01662	45230		

24	00	XX25	6	
25	66	51510	14724	} Too many corrections 300 is maximum
26	50	73012	65154	
27	54	30266	63451	
30	50	65010	60303	
31	01	34650	14724	} Parity reread fails: to reread start. To ignore error set A not = 0 and start
32	72	34476	74701	
33	52	24543	46673	
34	01	54305	43024	
35	27	01312	43446	
36	65	22016	65101	
37	54	30543	02427	
40	01	65662	45466	
41	22	01665	10134	
42	32	50515	43001	
43	30	54545	15401	
44	65	30660	12401	
45	50	51660	17601	
46	03	01245	02701	
47	65	66245	46622	
50	52	24543	46673	Parity Error ignored
51	01	30545	45154	
52	01	34325	05154	
53	30	27227	77777	
54	00	XX50	4	
55	01	01010	10101	
56	52	54513	25424	ΔΔΔΔΔProgram now on tape 5.
57	47	01505	17101	
60	51	50016	62452	
61	30	01102	27777	
62	01	01010	10101	ΔΔΔΔΔput 1500 ft. tapes on s. 3 and 4
63	52	67660	10410	
64	03	03013	16622	
65	01	66245	23065	
66	01	51500	16522	
67	01	06012	45027	
70	01	07227	77777	
71	00	XX62	7	
	CA	XX72		
	IA	SR		
0	TV	PB4	CN43	} Set total number of items
1	RS	CN43	CN22	
2	LT	43	CN43	
3	TV	CN30	CN44	} Set number of in sequence items
4	RS	CN44	CN22	
5	LT	43	CN45	
6	SP	CN45	20	} Set up transfer command
7	AT	CN33	ZR10	

10	TU	CN46	XZ	
11	SP	CN45	20	
12	AT	XZ	A	
13	TU	A	XZ1	
14	TP	XZ1	TM	
15	TP	CN37	TM1	
16	TV	XZ20	SR21	
17	TV	XZ15	SR23	
20	RA	TM	CN14	} Set addresses into compares
21	TU	A	30000	
22	RA	TM	CN14	
23	TU	A	30000	
24	RA	SR21	CN35	
25	RA	SR23	CN35	
26	IJ	TM1	SR20	
27	TV	SR70	XZ4	
30	TP	XZ4	A	} Set initial exits of switches
31	AT	CN61	XZ31	
32	AT	CN61	XZ51	
33	AT	CN61	XZ71	
34	TV	SR71	XZ21	
35	TP	XZ21	A	
36	AT	CN1	XZ41	
37	AT	CN1	XZ61	
40	AT	CN1	XZ101	
41	TV	SR72	WT10	
42	TP	WT10	A	
43	AT	CN61	WT32	
44	TV	SR73	WT21	Set switch J to WT44
45	TV	SR74	WT43	Set switch L to WT46
46	TV	SR75	NZ10	Set switch M to NZ26
47	TP	CN45	A	} Set no. compares index.
50	ST	CN	TM	
51	RA	CN45	CN47	
52	TJ	CN43	SR64	Form new no. of in sequence items Test: Is total no. of items > than new no. of in sequence items?
53	TP	CN43	TM1	} Fill remainder of table with largest number
54	TV	PB4	SR56	
55	RP	10036	SR57	
56	TP	CN50	30000	
57	RJ	ZR10	SR66	
60	TV	SR77	XY11	} Set parity reread exits for program tape
61	TV	SR76	XY35	
62	RP	20005	ET37	} Reset tape read codes for servo 3
63	RS	VF	VF15	
64	TP	CN45	TM1	
65	RS	TM1	CN	
66	TV	CN54	ZR5	
67	MJ	0	XZ	
70	0	0	WT	
71	0	0	WT51	

72	0	0	NZ		
73	0	0	WT44		
74	0	0	WT46		
75	0	0	NZ26		
76	0	0	XY65		
77	0	0	XY73		
	CA	SR100			
	IA	XZ			
0	TP	30000	A	}	Compare A
1	TJ	30000	XZ5		
2	TU	XZ1	WT1		
3	TU	WT50	XZ1		
4	MJ	0	WT		Switch A
5	TU	XZ	WT1		
6	RA	XZ	CN14		
7	IJ	TM	XZ4		
10	TU	WT50	XZ		
11	MJ	0	XZ4		
12	TP	30000	A	}	Compare B
13	TJ	30000	XZ17		
14	TU	XZ13	WT2		
15	TU	WT50	XZ13		
16	MJ	0	XZ21		
17	TU	XZ12	WT2		
20	TU	WT50	XZ12		
21	MJ	0	WT51		Switch B
22	TP	30000	A	}	Compare C
23	TJ	30000	XZ27		
24	TU	XZ23	WT12		
25	TU	WT50	XZ23		
26	MJ	0	XZ31		
27	TU	XZ22	WT12		
30	TU	WT50	XZ22		
31	MJ	0	WT11		Switch C
32	TP	30000	A	}	Compare D
33	TJ	30000	XZ37		
34	TU	XZ33	WT13		
35	TU	WT50	XZ33		
36	MJ	0	XZ41		
37	TU	XZ32	WT13		
	CA	XZ40			
	IA	XZ40			
40	TU	WT50	XZ32		
41	MJ	0	WT53		Switch D
42	TP	30000	A	}	Compare E
43	TJ	30000	XZ47		
44	TU	XZ43	WT23		
45	TU	WT50	XZ43		
46	MJ	0	XZ51		
47	TU	XZ42	WT23		

50	TU	WT50	XZ42		
51	MJ	0	WT22		Switch E
52	TP	30000	A	}	
53	TJ	30000	XZ57		
54	TU	XZ53	WT24		
55	TU	WT50	XZ53		
56	MJ	0	XZ61		
57	TU	XZ52	WT24		
60	TU	WT50	XZ52		
61	MJ	0	WT55		Switch F
62	TP	30000	A	}	
63	TJ	30000	XZ67		
64	TU	XZ63	WT34		
65	TU	WT50	XZ63		
66	MJ	0	XZ71		
67	TU	XZ62	WT34		
70	TU	WT50	XZ62		
71	MJ	0	WT33		Switch G
72	TP	30000	A	}	
73	TJ	30000	XZ77		
74	TU	XZ73	WT35		
75	TU	WT50	XZ73		
76	MJ	0	XZ101		
77	TU	XZ72	WT35		
100	TU	WT50	XZ72		
101	MJ	0	WT57		Switch H
	CA	XZ102			
	IA	WT			
0	RJ	XZ4	XZ12		Set switch A to exit to WT1 and go to XZ12
1	TP	30000	A	}	
2	TJ	30000	WT6		
3	TU	WT2	NZ1		
4	TV	XZ20	NZ22		
5	MJ	0	WT10		
6	TU	WT1	NZ1		
7	TV	XZ10	NZ22		
10	MJ	0	NZ		Switch I
11	RJ	XZ31	XZ32		Set Switch C to exit to WT12 and go to XZ32
12	TP	30000	A	}	
13	TJ	30000	WT17		
14	TU	WT13	NZ2		
15	TV	XZ40	NZ23		
16	MJ	0	WT21		
17	TU	WT12	NZ2		

20	TV	XZ30	NZ23	
21	MJ	0	WT44	Switch J
22	RJ	XZ51	XZ52	Set Switch E to exit to WT23 and go to XZ52
23	TP	30000	A	} Compare K
24	TJ	30000	WT30	
25	TU	WT24	NZ12	
26	TV	XZ60	NZ24	
27	MJ	0	WT32	
30	TU	WT23	NZ12	
31	TV	XZ50	NZ24	
32	MJ	0	NZ11	Switch K
33	RJ	XZ71	XZ72	Set Switch G to exit to WT34 and go to XZ72
34	TP	30000	A	} Compare L
35	TJ	30000	WT41	
36	TU	WT35	NZ13	
37	TV	XZ100	NZ25	
40	MJ	0	WT43	
41	TU	WT34	NZ13	
42	TV	XZ70	NZ25	
43	MJ	0	WT46	Switch L
44	TV	WT10	WT21	} Set Switch J to exit to NZ1 and go to compare K
45	MJ	0	WT23	
46	TV	WT32	WT43	} Set Switch L to exit to NZ11 and go to compare M
47	MJ	0	NZ1	
50	00	CN50	0	
51	TV	XZ4	XZ21	
52	MJ	0	XZ22	
53	TV	XZ31	XZ41	
54	MJ	0	XZ42	
55	TV	XZ51	XZ61	
56	MJ	0	XZ62	
57	TV	XZ71	XZ101	
60	MJ	0	WT1	
	CA	WT61		
	IA	NZ		
0	RJ	WT10	WT12	} Compare M
1	TP	30000	A	
2	TJ	30000	NZ6	
3	TU	NZ2	ZR	
4	TV	NZ23	ZR15	
5	MJ	0	NZ10	
6	TU	NZ1	ZR	
7	TV	NZ22	ZR15	

10	MJ	0	NZ26		Switch M	
11	RJ	WT32	WT34			
12	TP	30000	A	}	Compare N	
13	TJ	30000	NZ17			
14	TU	NZ13	ZR1			
15	TV	NZ25	ZR16			
16	MJ	0	ZR			
17	TU	NZ12	ZR1			
20	TV	NZ24	ZR16			
21	MJ	0	ZR			
22	0	0	30000	}	Storage for return address {	
23	0	0	30000			Compare I
24	0	0	30000			Compare J
25	0	0	30000			Compare K
26	TV	NZ21	NZ10		Compare L	
27	MJ	0	NZ12		Set Switch M to ZR and go to compare N	
	CA	NZ30				
	IA	ZR				
0	TP	30000	A	}	Compare P	
1	TJ	30000	ZR12			
2	TU	ZR1	ZR5			
3	TV	ZR16	ZR7			
4	RP	30002	ZR6	}	Transfer table item to buffer	
5	TP	30000	30000			
6	RA	ZR5	CN1		Set next buffer address	
7	IJ	TM1	30000		Test: finished with this group of items?	
10	RP	30000	30000	}	Yes: Transfer sorted string back to table	
11	TP	BU	TB			
12	TU	ZR	ZR5			
13	TV	ZR15	ZR7			
14	MJ	0	ZR4			
15	00	0	30000			
16	00	0	30000			
	CA	ZR17				
	IA	MG				
0	EF	0	VF3	}	Read label block	
1	RP	10170	MG3			
2	ER	10000	BU			
3	ER	0	A	}	Check parity	
4	ZJ	JL24	MG5			
5	TP	CX24	LC3	}	Check label	
6	TP	CX30	LC4			
7	RJ	LC2	LC			
10	ZJ	MG13	MG11		Was label correct?	
11	EF	0	VF2	}	If not, rewind tape and stop set to re-enter	
12	MS	0	MG			
13	EF	0	VF13	}	If so, write label block on tape 5	
14	RP	10170	MG16			
15	EW	10000	BU			

16	EF	0	VF	}	Start read		
17	SP	MN1	17				
20	TU	A	MN5	}	Set up initial buffer addresses		
21	SP	CN24	17				
22	TU	A	MN13				
23	TV	MN1	MN36				
24	TV	CN24	MN12	}	Set block index		
25	TP	CN4	TM4				
26	TP	CN4	TM2	}	Set buffer index		
27	TP	CN62	TM1				
30	TP	CN62	TM3	}	Set No. of blockettes into TM1 and TM3		
31	TU	MN5	NW23				
32	TV	MN77	MN64	}	Set initial correction buffer address into KW5 and KW6 MN must equal MG41		
33	TU	MN5	KW3				
34	TV	CN26	MN63				
35	TV	NW56	MN65				
36	TU	CN26	KW5				
37	TU	CN26	KW6				
40	TP	CX7	LN3				
	CA	MG41					
	IA	MN				}	Read block
0	RP	10170	MN2				
1	ER	10000	BU	}	Check Parity		
2	ER	0	A				
3	ZJ	XY52	MP	}	Set block index		
4	TP	CN4	TM4				
5	TP	BU	A	}	Read blockette		
6	TP	CN	TM14				
7	RJ	NR25	MN33	}	Was line no. all Z's? If so, go to NR		
10	MJ	0	MN11				
11	RP	10024	MN13	}	Set for next blockette		
12	ER	10000	BU				
13	TP	BU170	A	}	Finished with block?		
14	EJ	CX6	NR				
15	RA	MN5	CN12	}	If so, check parity		
16	MJ	0	MN17				
17	RA	MN12	CN5	}	End of tape switch		
20	RA	MN13	CN12				
21	IJ	TM4	MN5	}	Finished filling buffer?		
22	ER	0	A				
23	ZJ	XY55	MN24	}	If so, stop tape		
24	RJ	MN24	MN25				
25	IJ	TM2	MN4	}	Set to process line numbers of last block		
26	EF	0	VF10				
27	TP	CN4	TM14	}	Test: Is line number all spaces? If so, go to MN36		
30	TU	MN5	MN32				
31	TV	CN42	NR25	}			
32	TP	30000	A				
33	EJ	CX7	MN36	}			
34	TP	A	LN4				

35	RJ	LN2	LN1	Process line number
36	TP	LN3	30000	Put processed line number back in buffer
37	TP	LN3	A	
	CA	MN40		
	IA	MN40		
40	ZJ	NR17	NR23	Test: was line number illegal? If so, go to NR23. If not, go to NR17
41	TP	TM15	LN3	Put last legal line number into LN3
42	TP	TB	A	Correction item number to A
43	TJ	LN3	MN54	} Test: does correction refer to this group of program items?
44	EJ	LN3	MN54	
45	TV	MN63	MN46	
46	TP	CN50	30000	If not, fill next correction buffer location with largest number
47	MJ	0	NW46	Go to NW46
50	TV	MN52	MN64	Set new exit for drum transfer command
51	TV	MN67	MN43	} Set new exits for tests at MN43 and MN44 and go to MN66
52	RJ	MN44	MN66	
53	EJ	30000	NW	
54	TP	TB1	A	} Test: Is this a delete sentence?
55	SJ	MN56	NW21	
56	RJ	MN56	MN57	Equal Switch for drum items
57	TU	A	MN65	Set drum address into MN65
60	TV	A	TM14	
61	SA	CN51	17	} Set number of words into MN64
62	TU	A	MN64	
63	TP	TB	30000	Item number to correction buffer
64	RP	30000	MN50	} Remainder of item from drum to correction buffer
65	TP	30000	30000	
66	SP	MN63	17	} Set address of last item transferred
67	TU	A	MN53	
70	RA	MN63	TM14	} Set next correction buffer location
71	AT	CN	MN65	
72	RA	MN42	CN14	} Set for next table entry
73	TU	A	MN63	
74	AT	CN13	MN54	
75	IJ	CN43	MN42	Have corrections been exhausted?
76	MJ	0	LP	Out to block next correction phase
77	00	0	MN50	
100	TV	MN101	MN14	} Set to ignore additional lines of Z's
101	MJ	0	MN15	
102	RJ	NW44	MN54	
103	RJ	MN56	MN56	
104	MJ	0	NW3	
	CA	MN105		

0	IA	NW		
0	RJ	MN56	MN102	Set equal switch for drum items
1	RJ	NW44	NW44	
2	MJ	0	MN72	
3	RS	MN63	TM14	} Reset transfer command
4	AT	CN	MN65	
5	TU	MN54	NW7	} Set up test
6	TU	MN42	NW10	
7	TP	TB1	A	} Test: Is item to be deleted? If not, go to NW14
10	TJ	TB	NW14	
11	RA	NW10	CN14	If so, set to test next item
12	IJ	CN43	NW7	Test: Are there any more correction items to be tested? If so, go to NW7
13	MJ	0	LP	Out to set end of corrections
14	TU	NW10	MN42	} Reset table addresses
15	TU	NW10	MN63	
16	TU	NW10	MN54	
17	RA	MN54	CN13	
20	MJ	0	MN42	
21	TU	MN42	NW24	
22	TU	MN54	NW34	
23	TP	BU	A	} Test: Is program item greater than 1st delete address? If not, go to NW26
24	TJ	30000	NW26	
25	MJ	0	NW31	If so, go to NW31
26	RA	NW23	CN12	Set to test next item
27	IJ	TM1	NW23	Have all items been tested? If not, go back to NW23
30	MJ	0	MN45	If so, go to MN45
31	LQ	NW23	Q25	} Set address of item from above into NW35
32	TV	Q	NW36	
33	TU	NW23	NW35	
34	TP	TB1	A	Last address of delete item to A
35	TJ	30000	NW44	Test: Is this program item to be deleted?
36	TP	CN52	30000	Yes, store zero in line number position so that item will be dropped
37	RA	NW35	CN12	} Set for next program item
40	RA	NW36	CN5	
41	RA	NW23	CN12	
42	IJ	TM1	NW34	Test: Finished with current group of program items? If not, go back to test next item
43	MJ	0	NW52	If so, go to NW52
44	RJ	NW44	NW45	
45	MJ	0	NW5	
46	RJ	SV45	SV23	Print line number processor errors
47	MJ	0	KW	
	CA	NW50		

	IA	NW52		
52	LQ	NW24	Q25	} Set zero as 1st address of delete command
53	TV	Q	NW54	
54	TP	CN52	30000	
55	MJ	0	MN45	
56	OO	0	CB1	
	CA	NW57		
	IA	KW		
0	TP	TM10	A	} Set up write fill index
1	AT	CN	TM7	
2	EF	0	VF12	Start write
3	TP	30000	A	Current program item no. to A
4	ZJ	KW5	KW34	Is it to be deleted?
5	TJ	30000	KW23	Is current correction item > than current program item?
6	EJ	30000	KW14	Is current correction item = to current prog. item
7	TU	KW5	TM	Set correction item address into TM.
10	RA	KW5	CN12	} Set for next correction item
11	TU	A	KW6	
12	RJ	BJ34	BJ	Out to set up and write blockette
13	MJ	0	KW3	Back for next item
14	RA	KW3	CN12	} Set for next program item
15	TP	A	KW20	
16	IJ	TM3	KW20	Finished with all program items
17	MJ	0	UN32	If so, go to UN32 to write remainder of block
20	OO	30000	30000	} Test: Is next program blockette a continuation of last sentence?
21	EJ	CX7	KW14	
22	MJ	0	KW7	If not, go to KW7 to write correction item
23	TU	KW3	TM	
24	RA	KW3	CN12	
25	TP	A	KW31	
26	IJ	TM3	KW30	Test: finished with all program items? If not, go to KW30
27	MJ	0	UN	If so, go to UN
30	RJ	BJ34	BJ	Set up and write next blockette
31	OO	30000	30000	
32	EJ	CX7	KW23	
33	MJ	0	KW3	
34	RA	KW3	CN12	
35	IJ	TM3	KW3	Finished with all program items? If not, go to KW3
36	MJ	0	UN1	If so, go to UN1
	CA	KW37		

0	IA	BJ			
	IJ	TM7	BJ26		Has whole block been set up? If not, go to BJ26
1	RJ	BJ1	BJ11		
2	RJ	BJ1	BJ13		
3	RJ	BJ1	BJ15		
4	RJ	BJ1	BJ17		
5	RJ	BJ1	BJ21		
6	RJ	BJ1	BJ23		
7	TV	CN53	BJ27		Reset store address of 1st write
10	RJ	BJ1	BJ34		Reset switch to write 1st blockette
11	RP	10024	BJ25	}	Write 1st blockette and go to BJ25 to set up new '1st Blockette'
12	EW	10000	30000		
13	RP	10024	BJ25	}	Write 2nd blockette and go to BJ25 to set up new '2nd Blockette'
14	EW	10000	30000		
15	RP	10024	BJ25	}	Write 3rd blockette and go to BJ25 to set up new '3rd Blockette'
16	EW	10000	30000		
17	RP	10024	BJ25	}	Write 4th blockette and go to BJ25 to set up new '4th Blockette'
20	EW	10000	30000		
21	RP	10024	BJ25	}	Write 5th blockette and go to BJ25 to set up new '5th Blockette'
22	EW	10000	30000		
23	RP	10024	BJ25	}	Write 6th blockette and go to BJ25 to set up new '6th Blockette'
24	EW	10000	30000		
25	RJ	BJ25	BJ26		
26	LQ	TM	Q25	}	Set address from TM into write command
27	TV	Q	BJ12		
30	RA	BJ27	CN1		Set for next write command
31	IJ	TM5	BJ34		Has full block been written?
32	TP	CN4	TM5		Reset index
33	MJ	0	BJ7		Back to BJ7
34	MJ	0	30000		Exit
	CA	BJ35			
	IA	UN			
0	RJ	BJ34	BJ		Set up and write last block
1	TV	BJ27	TM11	}	Store index and address of next write command to be set up
2	TP	TM5	TM10		
3	RJ	BJ25	BJ	}	Write remainder of block
4	IJ	TM5	UN3		
5	EF	0	VF10		Stop tape
6	RJ	UN56	UN34		Transfer unwritten blockettes to temp buffer
7	MJ	0	MG16		Go back to MG16 for next group of program tape items
10	TP	CN52	TM14	}	Put largest number into LN3
11	TP	CN50	LN3		
12	TP	CN50	30000		Put largest number into end of tape line
13	RJ	UN33	MN42		Out to bring in remaining corrections
14	TP	CX6	30000		Reset all Z's into end of tape line
15	LA	CN30	17	}	Set index for remaining block(s)
16	RA	UN64	TM5		
17	TU	CN30	TM		Set address of end of tape line into TM

20	RJ	BJ34	BJ	}	Write remaining block(s)
21	IJ	UN64	UN20		
22	EF	0	VF10	}	Stop tape
23	IJ	TM17	UN25		
24	MJ	0	RS6	}	Are there more out of sequence items? If not, go to RS6
25	TP	CX27	UP3		
26	TP	TM20	XX20	}	If so, fill in sentence number and print: SENTENCE - - - OUT OF SEQUENCE
27	RJ	UP2	UP		
30	RA	UN26	CN13	}	Set for next item
31	MJ	0	UN23		
32	TU	KW5	TM	}	Back to test
33	MJ	0	UN		
34	TU	CN42	UN37	}	Set correction item address into TM and go to UN
35	TP	CN4	TM		
36	TV	CN60	UN42	}	Set temp buffer address into transfer command
37	SP	30000	17		
40	TU	A	UN42	}	Set address of item into transfer command
41	RP	30024	UN43		
42	TP	30000	30000	}	Move blockette to temp buffer so it will not be overwritten by next read in
43	RA	UN37	CN14		
44	RA	UN42	CN5	}	Set for next blockette
45	IJ	TM	UN37		
46	TP	CN60	A	}	Have all blockettes been transferred? If not, go to UN37
47	TP	A	BJ12		
50	AT	CN5	BJ14	}	Reset addresses of write commands
51	AT	CN5	BJ16		
52	AT	CN5	BJ20	}	
53	AT	CN5	BJ22		
54	AT	CN5	BJ24	}	
55	TP	TM10	TM5		
56	MJ	0	30000	}	Exit
57	TP	A	TM20		
60	TP	CN52	LN3	}	Set a zero into LN3 so item will be deleted
61	RA	UN57	CN		
62	RA	TM17	CN	}	Set for next out of sequence item
63	MJ	0	MN36		
64	0	0	14	}	
	CA	UN65			
0	IA	NR		}	Set address of end of tape line into CN30
1	TV	MN12	CN30		
1	TP	TM4	TM16	}	Store block index
2	RJ	MN24	MN100		
2				}	Set End of Tape Switch to exit to NR3 and go to MN100
3	EF	0	VF10		
3				}	Stop tape
4	TP	CN30	A		
4				}	Compute no. of blockettes read in before end of tape and set into TM3 and TM1
5	SS	CN54	0		
5				}	
6	DV	CN5	TM3		
6				}	
7	TP	Q	TM1		

10	TP	CN3	A	}	Compute no. of line number left to be processed
11	ST	TM16	TM14		
12	TV	CN30	UN12	}	Set address of end of tape line
13	TV	CN30	UN14		
14	SJ	UN10	NR15		If no line numbers are left to be processed, go to UN10
15	RJ	NR26	MN30		Out to process line numbers
16	MJ	0	UN10		Go to UN10
17	EJ	CX7	NR23		Was line number all spaces? If so, go to NR23
20	TJ	TM15	UN57		Was previous line number greater than this line number? If so, go to UN57
21	TP	LN3	TM15		If not, set current line number into TM15
22	TP	CX7	LN3		Put all spaces into LN3
23	RA	MN36	CN5	}	Set for next line number
24	RA	MN32	CN12		
25	IJ	TM14	[MN32]		Finished with all line numbers
26	MJ	0	MN41		Exit to MN41
	CA	NR27			
	IA	MP			
0	TU	MN5	MP1	}	Set up line number address
1	TP	30000	A		
2	EJ	CX6	MP6		Is line number all Z's? If so, go to MP6
3	RA	MP1	CN12		If not, set for next line number
4	IJ	TM4	MP1		Finished with all line numbers? If not, go to MP1
5	RJ	MP2	[MN4]		Exit, end of tape not found
6	EF	0	VF10		Stop tape
7	LQ	MP1	Q25	}	Set address of end of tape line into CN30
10	TV	Q	CN30		
11	TP	TM4	TM16		Store block index
12	MJ	0	NR4		Go to NR4
	CA	MP13			
	IA	LP			
0	TV	LP2	NR26	}	Set to bypass correction phase
1	TV	LP2	UN13		
2	MJ	0	MN45		
3	ZJ	LP4	JL30		Is parity error to be ignored? If not, go to JL30
4	TP	XX54	UP3		If so, print: PARITY ERROR IGNORED
5	RJ	UP2	UP		
6	MJ	0	XY15		Go to XY15 to reposition tape
	CA	LP7			

Parity Error Routine

	IA	JL		
0	TV	FT2	XY5	}
1	SP	FT2	17	
2	TU	A	XY10	}
3	RJ	FT13	FT13	
4	RJ	XY20	JL26	
5	RJ	JL5	JL6	
6	TP	TM5	A	}
7	ZJ	JL10	FT17	
10	EF	0	VF	
11	MJ	0	FT13	
12	TV	WX4	JL20	
13	TV	CN24	XY5	}
14	SP	CN24	17	
15	TU	A	XY10	}
16	RJ	XY20	JL26	
17	RJ	JL5	JL5	
20	MJ	0	[30000]	
21	RJ	JL11	JL	
22	TV	FT12	JL11	
23	MJ	0	FT23	
24	RJ	JL20	JL13	
25	MJ	0	MG5	
26	RJ	JL26	JL27	}
27	RJ	JL26	XY1	
30	RJ	JL26	XY23	
31	RJ	JL26	XY45	
32	TP	CX32	UP3	}
33	RJ	UP2	UP	
34	TP	CN52	A	
35	MS	0	LP3	
	CA	JL36		

Reread Cycles for Parity Error

	IA	XY		
0	00	0	XY1	
1	TP	CN4	TM4	Set block index
2	EF	0	VF1	Start read backward 1 block
3	TP	CN21	TM6	Set blockette index
4	RS	XY5	CN	Reset read command
5	ER	10000	[30000]	Read word
6	IJ	TM6	XY4	Finished with blockette
7	RS	XY10	CN12	Set for blockette
10	TP	[30000]	A	End of corrections? (i.e., line number all Z's)
11	EJ	CX6	XY21	}
12	IJ	TM4	XY3	
13	ER	0	A	}
14	ZJ	JL26	XY15	
15	EF	0	VF4	Move forward 1 block
16	RJ	JL26	JL26	Reset distributor
17	EF	0	VF5	Set to normal bias
20	MJ	0	30000	Exit
21	TV	XY51	JL5	
22	MJ	0	XY12	
23	EF	0	VF6	Set to low bias
24	TP	CN4	TM4	Set block index
25	TV	XY5	XY31	}
26	TU	XY10	XY34	
27	EF	0	VF3	Start read
30	TP	CN21	TM6	Set blockette index
31	ER	10000	[30000]	Read word
32	RA	XY31	CN	Set for next word
33	IJ	TM6	XY31	Finished with blockette
34	TP	[30000]	A	}
35	EJ	CX6	XY47	
36	RA	XY34	CN12	Set for next blockette
37	IJ	TM4	XY30	Finished with block
40	ER	0	A	}
41	ZJ	XY42	XY16	
42	TV	XY31	XY5	Parity error: Reset addresses
43	TU	XY34	XY10	and go back to reread
44	MJ	0	XY1	
45	EF	0	VF7	Set to high bias
46	MJ	0	XY24	Go to reread
47	TV	XY51	JL5	
50	MJ	0	XY36	
51	00	XY51	ET2	

52	RJ	XY60	XY55	Set XY go to exit to NI and go to XY55
53	EF	0	VF	Start read
54	MJ	0	MN4	Go to MN4
55	TV	MN12	XY51	} Set address into end of tape test
56	TU	MN13	XY10	
57	RJ	XY20	JL26	Reread
60	RJ	XY60	XY61	Exit
61	TP	TM2	A	} Test: Is buffer full? If so, go to MN27
62	ZJ	XY63	MN27	
63	EF	0	VF	Start read
64	MJ	0	MN25	
65	LQ	XY34	Q25	}
66	TV	Q	CN30	
67	RJ	NR2	NR1	
70	TV	MN24	XY60	
71	TV	XY72	XY35	
72	MJ	0	XY36	
73	TV	XY5	CN30	
74	TP	CN4	A	
75	ST	TM4	TM16	
76	RJ	NR2	NR2	
77	TV	MN24	XY60	
100	RA	XY60	CN	
101	MJ	0	XY22	
	CA	XY102		

	IA	LC		
0	MJ	0	LC5	
1	RS	TM	TM	Set A = 0 to indicate error
2	MJ	0	[30000]	
3	00	30000	30000	} Storage for correct label
4	00	30000	30000	
5	TP	CX5	TM3	
6	TU	LC3	LC11	
7	SP	LC3	17	
10	TU	A	LC47	
11	TP	30000	A	} Find 1st word that is not all spaces
12	EJ	CX7	LC15	
13	RP	20006	LC17	} Determine alignment of 1st word that is not all spaces
14	EJ	CX10	LC22	
15	RA	LC11	CN13	} Find 1st word that is not all spaces.
16	IJ	TM3	LC11	
17	TP	LC4	UP3	} Error - out to print
20	RJ	UP2	UP	
21	MJ	0	LC1	
22	TP	CX23	A	} Set up number of shifts needed to align sentence
23	ST	Q	TM	
24	EJ	CN37	LC55	
25	LA	A	1	
26	SA	TM	1	
27	TV	A	LC36	

30	TU	LC11	LC36	}	Set up addresses and index
31	RA	LC11	CN13		
32	TU	A	LC35		
33	TV	LC23	LC37		
34	TP	CN1	TM3	}	Align label so that 1st significant character is to left
35	SP	30000	44		
36	SA	30000	30000		
37	TP	A	30000		
40	TU	LC35	LC36	}	
41	RA	LC35	CN13		
42	RA	LC37	CN		
43	IJ	TM3	LC35		
44	TU	LC26	LC46	}	Check a word of label.
45	TP	CN	TM3		
46	TP	30000	A		
47	EJ	30000	LC51		
50	MJ	0	LC17	}	Word is incorrect; go to LC17
51	RA	LC46	CN13		
52	RA	LC47	CN13		
53	IJ	TM3	LC46		
54	MJ	0	LC2	}	All words have been checked and label is OK
55	TU	LC11	LC46		
56	MJ	0	LC45		
	CA	LC57			

Tape Codes

	IA	VF		
0	02	00002	[4]0000	Read forward
1	02	00612	[4]0000	Read backward (stop included)
2	02	00200	[4]0000	Rewind
3	02	00602	[4]0000	Read forward (stop included)
4	02	00004	[4]0001	Move forward 1 block
5	02	00001	50000	Set normal bias
6	02	00001	60000	Set low bias
7	02	00001	70000	Set high bias
10	02	00600	00000	Stop tape
11	02	200	50000	Rewind servo 5
12	02	00146	50000	Write 1" bkt, 2.4" bk, 128/in-servo 5
13	02	00746	50000	Write 1" bkt, (stop included)
14	00	20000	04000	Bypass buffer
15	00	0	10000	Increment to reset tape codes
	CA	VF16		

Excess Three Characters and Words

0	IA	CX			
0	54	00000	00000	R	
1	67	00000	00000	U	
2	01	00000	00000	Δ	
3	33	00000	00000	H	
4	66	00000	00000	T	
5	00	00000	00022	Period	
6	74	74747	47474	All Z's	
7	01	01010	10101	All spaces	
10	01	67503	42651	Δ U N I C O	
11	01	01675	03426	Δ Δ U N I C	
12	01	01016	75034	Δ Δ Δ U N I	
13	01	01010	16750	Δ Δ Δ Δ U N	
14	01	01010	10167	Δ Δ Δ Δ Δ U	
15	67	50342	65127	U N I C O D	} Tape labels
16	30	01525	45132	E Δ P R O G	
17	54	24470	12201	R A M Δ . Δ	
20	67	50342	65127	U N I C O D	
21	30	01265	15454	E Δ C O R R	
22	30	26663	45150	E C T I O N	
23	00	0	20006		
24	00	BU	CX15		
25	00	BU	CX20		
26	00	0	454	Index for no. corrections	
27	00	XX16	6	To set index	
30	00	XX5	11	Constants for error print - correction tape	
31	00	XX55	5	Constants for error print - program tape	
32	00	XX33	15	Constants for error print - parity error	
33	00	XX2	3	Constants for heading print - correction tape	
34	00	XX22	2	Constants for heading print - program tape	
35	00	XX16	4	Constant for delete print	
36	77	77777	70701	∫ ∫ ∫ ∫ 4 Δ	
37	77	77777	70601	∫ ∫ ∫ ∫ 3 Δ	
40	0	XX	2		
CA		CX41			

Constants

	IA	CN		
0	00	0	1	Constants
1	00	0	2	
2	00	0	3	
3	00	0	4	
4	00	0	5	
5	00	0	24	
6	77	0	0	
7	00	0	14	To set buffer index 1st group only
10	00	0	15	To set buffer index all other groups
11	00	0	3220	Increment for drum transfer
12	00	24	0	
13	00	1	0	
14	00	2	0	
15	00	7	70000	
16	00	1	1	
17	77	[30000]	00024	
20	00	DT1	DT	
21	00	0	23	
22	00	0	TB	
23	00	0	TB1	
24	00	0	BU170	
25	00	0	BU171	
26	00	CB	CB	
27	00	2	2	
30	00	0	30000	Sequence indicator
31	00	4	4	
32	00	36	0	
33	75	30036	SR6	
34	00	4	0	
35	00	0	10	
36	00	0	7	
37	00	0	6	
40	00	0	FT21	
41	TV	PB4	TM14	
42	00	BJ12	MN32	
43	00	0	[30000]	Total no. of items
44	00	0	[30000]	Number of storage locations
45	00	0	[30000]	Number of in sequence items
46	TP	TB	A	
47	00	0	17	
50	37	77777	77777	
51	00	0	30000	
52	00	0	0	
53	00	0	BU12	
54	00	0	BU	

55	01	51676	60151	}	XS3 codes for OUT OF SEQUENCE
56	31	01653	05367		
57	30	50263	02277		
60	EW	10000	GR		
61	00	0	11		
62	00	0	51		
	CA	CN63			

Line-Number Processor

	IA	LN	
0	MJ	0	LN5
1	MJ	0	LN7
2	MJ	0	30000
3	00	30000	30000
4	00	30000	30000
5	TV	RC14	PA1
6	MJ	0	DR0
7	TV	RC15	PA1
10	MJ	0	DR
11	TP	LN4	LN3
12	MJ	0	LN2
	CA	LN13	

The remaining coding is a modified version of the Line-number Processor used in the translation phase. Instructions which have been changed are noted below. Explanation and annotation for non-changed instructions are to be found in Section III, 3, A - Translation Subroutines.

	IA	DR	
0	TV	RC6	MR27
1	TV	DR	DR15
2	RJ	MR12	MR12
3	RJ	MR43	MR43
4	TP	UC23	LN3
5	TP	UC4	WS3
6	TP	LN4	WS
7	TV	RC10	MR3
10	TV	RC13	MR4
11	TV	RC12	MR5
12	TV	RC11	MR7
13	TV	RC1	MR16
14	IJ	WS3	MR
15	RJ	DR15	30000
16	TP	LN3	A
17	EJ	UC23	SV14
20	EJ	UC24	SV14
21	MJ	0	LN2
	CA	DR22	

	IA	MR	
0	LQ	WS	6
1	QT	UC20	A
2	RP	20004	MR4
3	EJ	UC14	30000
4	EJ	UC13	30000
5	EJ	UC1	30000
6	RP	20011	SV6
7	EJ	UC2	30000
10	TV	RC	MR16
11	TV	RC2	MR3

Exit to store line number and type of error for later print out

12	RJ	MR12	MR13
13	RJ	MR12	MR22
14	RJ	MR12	MR22
15	MJ	0	MR24
16	MJ	0	30000
17	SA	LN3	6
20	TP	A	LN3
21	MJ	0	30000
22	RJ	MR21	MR16
23	MJ	0	DR14
24	TV	RC3	MR5
25	TV	RC3	MR7
26	RJ	MR21	MR16
27	RJ	MR27	30000
30	MJ	0	DR14
31	SP	LN3	0
32	SA	UC13	6
33	SA	UC14	6
34	AT	UC14	LN3
35	MJ	0	DR14
36	TV	RC2	MR3
37	TV	RC5	MR4
40	TV	RC7	MR5
41	TV	RC7	MR7
42	MJ	0	MR27
43	RJ	MR43	MR44
44	RJ	MR43	MR46
45	MJ	0	MR60
46	EJ	UC1	MR55
47	LA	A	6
50	TP	UC21	Q
51	QS	A	LN3
52	TP	UC	WS1
53	TP	UC20	WS2
54	MJ	0	DR14
55	LT	10006	WS1
56	TP	UC22	WS2
57	MJ	0	DR14
60	TV	RC4	MR5
61	TV	RC4	MR7
62	EJ	UC1	DR14
63	AT	WS1	WS1
64	TP	WS2	Q
65	QS	WS1	LN3
66	MJ	0	DR14
67	TV	RC10	MR3
70	TV	RC5	MR4
71	TV	RC5	MR5
72	TV	RC5	MR7
73	MJ	0	DR14
	CA	MR74	

	IA	RC	
0	0	0	MR17
1	0	0	MR21
2	0	0	MR67
3	0	0	SV10
4	0	0	SV12
5	0	0	SV14
6	0	0	MR31
7	0	0	MR43
10	0	0	DR14
11	0	0	MR10
12	0	0	MR11
13	0	0	MR36
14	0	0	PA3
15	0	0	PA5
	CA	RC16	

— }
— }
— }

Used to set error exits so that line number and type of error will be stored for later print out

	IA	UC	
0	0	0	0
1	0	0	3
2	0	0	4
3	0	0	5
4	0	0	6
5	0	0	7
6	0	0	10
7	0	0	11
10	0	0	12
11	0	0	13
12	0	0	14
13	0	0	22
14	0	0	1
15	0	0	77
16	0	0	17
17	0	0	43
20	0	0	77
21	0	0	7700
22	0	0	7777
23	1	1010	10100
24	1	1012	20101
	CA	UC25	

	IA	WS	
0	0	30000	30000
1	0	30000	30000
2	0	30000	30000
3	0	30000	30000
	CA	WS4	

	IA	PA	
0	MJ	0	PA1
1	MJ	0	0
2	MJ	0	0
3	RJ	SV60	SV56
4	MJ	0	PA2
5	TP	LN4	CD3
6	TP	CD	UP3
7	RJ	UP2	UP
10	MJ	0	PA2
11	RJ	PA2	PA
12	TP	LN4	CD15
13	TP	CD5	UP3
14	RJ	UP2	UP
15	MJ	0	LN11
16	RJ	PA2	PA
17	TP	LN4	CD27
20	TP	CD17	UP3
21	RJ	UP2	UP
22	MJ	0	LN11
23	RJ	PA2	PA
24	TP	LN4	CD42
25	TP	CD31	UP3
26	RJ	UP2	UP
27	MJ	0	LN11
30	RJ	PA2	PA
31	TP	LN4	CD54
32	TP	CD44	UP3
33	RJ	UP2	UP
34	MJ	0	LN11
	CA	PA35	

Out to print sentence type

	IA	CD	
0	00	CD1	4
1	65	30506	63050
2	26	30010	17777
3	01	01010	10101
4	01	01017	77777
5	40	CD6	11
6	34	46463	03224
7	46	01263	32454
10	24	26663	05401
11	34	50016	53050
12	66	30502	63001
13	50	67472	53054
14	01	77777	77717
15	01	01010	10101
16	43	77777	77777
17	40	CD20	11
20	30	72665	42401
21	34	50663	03254
22	24	46012	73432
23	34	66650	13450

24	01	65305	06630
25	50	26300	15067
26	47	25305	40117
27	01	01010	10101
30	43	77777	77777
31	40	CD32	12
32	30	72665	42401
33	31	54242	66634
34	51	50244	60127
35	34	32346	66501
36	34	50016	53050
37	66	30502	63001
40	50	67472	53054
41	01	77777	77717
42	01	01010	10101
43	43	77777	77777
44	40	CD45	11
45	34	46463	03224
46	46	01653	05367
47	30	50263	00134
50	50	01653	05066
51	30	50263	00150
52	67	47253	05401
53	17	77777	77777
54	01	01010	10101
55	43	77777	77777
	CA	CD56	

3. TRANSLATION PHASE

3. Translation Phase

a. Translation Subroutines

(1) Abbreviations Used

WL - Translation List (output of translators)

FXX - (where XX is a decimal number) An error number

CB - Combination List

BF - Read in Buffer

CW - Call word

DP - List of Pseudo Operation Dummies

VL - Vary List

VF - Vary File

FC - Flex Codes

IZ - List of Referenced Line Numbers

CL - Constant Pool

VB -)

VD - } Variable or Temporary Regions

TF -)

XS3 - Excess Three Code

SS - Subscripts or Subscripted

Line - Sentence

String Out - Translation or Translation List

S.O. - Translation

(2) General Description

This phase of UNICODE reads the UNICODE Program sentences from tape 5, assigns call words to symbols, and detects errors in the program. The output is a list made up in region WL for each sentence. When the space period (Δ .) symbol is encountered, the list in region WL is written on tape 6 (3) to become the input to the generation phase for the sentence translated. This process continues until END OF TAPE is encountered and translated.

The translation subroutines remain in the core and a translator for the type of sentence encountered is transferred from the drum and referenced by translation control (CT) which acts as a switch. Most translators are transferred into core addresses 4400 to $4400 + N_i$ where N_i is the length of the translator. The equation and LIST translators are transferred into $4000-4000 + N_i$, the IF into $4566 + N_i$, and the JUMP into $4700 + N_i$.

Each translator uses as many of the translation subroutines as necessary to make up the translation list (WL). There is no standard format for the translation list with the exception of the heading (WL-WL3). The heading format is described in the format of lists section.

(3) Core During Translation (Not all regions mentioned)

Name	Region	Addresses
1. Indicates 5 or 7 servos 5 servos - TN = 0 7 servos - TN = 0 3 0	TN	20
2. Tape Handler	TH GT	21-420
3. Print Text	UP	421-536
4. Print Error Heading	WA	537-562
5. Build Symbol	WB BS	563-602 603-627
6. Translation Control	CT	714-751
7. Delete Spaces	DS	1001-1007
8. Send Call Word to Translation List	EW	1010-1031
9. Fill Symbol (with 77 codes)	FS	1032-1060
10. Switch List (used by control)	FW	1061-1117
11. Convert Constant to Floating Point	GG	1134-1323
12. Get Next Character	GN	1324-1376
13. Get Next Sentence	GS	1377-1456
14. Assign Constant Call Word	GW	1457-1474
15. Send Referenced Sentence Number to List	IX	1552-1621
16. Check and Standardize Sentence Number	LN	2037-2145
17. Set TN for 5 or 7 servos	OT	2146-2155
18. Send Sentence Call Word to Reference List	RA	2156-2171
19. Check Floating Point Constant	RB	2172-2220
20. Check Fixed Point Constant	RD	2237-2264
21. Check Variable Type Symbol	RH	2265-2315
22. Get Rest of Lower Symbol	RL	2316-2347
23. Decimal to Octal Conversion	RS	2350-2424
24. Get Rest of Superscript Symbol	RU	2425-2443
25. Rewind all Tapes	RW	2444-2465
26. Get Next Symbol	SY	2466-2545
27. Get File From Combination List	TA	2546-2653
28. Send File Back to CB List	TD	2654-2662
29. Add File to CB List	TE	2663-2741
30. Increase 66, 65, 64 Call Word Counter	TK	2742-2761
31. Get C.W. from Dummy Pseudo Op. List	TS	2762-3004
32. Setup Translation Tape	UB	3013-3032
33. Error Routine	UZ	3065-3110
34. Close Vary File	VE	3122-3202
35. Send Translation List to Tape	SS WT	3207-3224
36. Increase 26, 27, 22 Sentence Number Call Word Counter	XJ	3225-3245
37. Read Buffer	BF	3317-3506
38. Translation List	WL VN	3507-3757
39. Operating Area for Translators	OR	4000-7777

(4) Drum During Translation

Name		Region	Addresses
1.	Flex Codes	FC	40001-40100
2.	Combination List: Dimension List and List of Library Routines, Pseudo operations and Variables	CB	40101-46100
3.	Constant Pool	CL	46101-47100
4.	Vary File	VF	47101-47245
5.	Referenced Line Numbers	IZ	47246-47721
6.	Pseudo Op Sentence Call Words of 2nd Sentences	JN	47722-50022
7.	Rewind List of Referenced Tape Numbers	WR	50023-50045
8.	List of Pseudo Operation Dummies	DP	50046-50177
9.	Vary List: Variables which cannot be altered in range of VARY.	VL	50200-50332
10.	Error Texts (Translation Subroutines)	FA	50333-50406
		FB	50407-50446
		FD	50447-50512
		FE	50513-50544
		FF	50545-50574
		FG	50575-50623
		FH	50624-50672
		FI	50673-50721
		NO	50722-50751
		PA	50752-51006
		CD	51007-51074
Translators		Locations Transferred	
11.	COMPUTE	2253g	CP 51075-53347
12.	READ	223g	RE 53350-53572
13.	TYPE	1220g	TL 53573-55012
14.	LIST	3753g	LM 55013-60765
15.	PRINT	250g	PS 60766-61235
16.	IF	2423g	KP 61236-63660
17.	VARY	2444g	VY 63661-66324
18.	RESUME	67g	RV 66325-66413
19.	JUMP	144g	SJ 66414-66557
20.	STOP	30g	SP 66560-66607
21.	END OF TAPE	225g	EU 66610-67034
22.	EXIT	52g	EZ 67035-67106
23.	START	45g	ST 67107-67153
24.	Equation	3663g	YA 67154-74527
25.	Pseudo Operation Heading	1050g	HE 74530-75600
26.	Remainder of drum is service routines		

(5) Error Texts of Translation Subroutines

- F1 Sentence - - - - before START, begins with a key word (VARY, LIST, etc.). Rest of this sentence not checked.
- F2 Sentence - - - - First symbol, - - - -, does not indicate legal UNICODE sentence. Rest of this sentence not checked.
- F3 More than five errors. Rest of this sentence not checked.
- F4 More than 25 errors this program. Reread specifications. Program not checked beyond sentence - - - -.
- F5 More than 512 lines in this program. 513th sentence number is - - - -.
- F6 Number of unsubscripted variables plus functions is greater than 512. 513th symbol is - - - -. Working on sentence - - - -.
- F7 More than 12 characters in floating point constant. (Const.)
- F8 More than one decimal point in constant. (Const.)
- F9 Assumed constant contains a letter. (Const.)
- F10 More than six characters in fixed point constant. (Const.)
- F11 A decimal point in a fixed point constant. (Const.)
- F12 More than six characters in variable type symbol. (sym.)
- F13 Variable type symbol contains a point. (sym.)
- F14 No sentence number on sentence following - - - - -.
- F15 List of variables, Library routines, functions and pseudo operations has become too long. Working on sentence - - - - - - - -.
- F16 Too many symbols.
- F17 No end of sentence symbol.
- F18 Incorrect symbol sequence. - - - - Δ Δ - - - -
- F19 Key word, - - - - - , used as variable.

(6) List Formats

(a) Combination List (CB) 40101-46100

This list consists of an item for each variable, library routine, and pseudo operation. The order in which these items appear in the list is as follows:

- 1) Subscripted Variables, if any (Dimension List)
- 2) Library Routines
- 3) Unsubscripted Variables (Floating & Fixed Point) Functions and Pseudo Operations in the order in which they appear in the program.

Address CB = $\begin{matrix} 0p \\ 0 \end{matrix} \quad \begin{matrix} u \\ 2(N) \end{matrix} \quad \begin{matrix} v \\ 0 \end{matrix}$ where N = the number of words in the CB list not including CB. N is increased each time an item is added to the CB list.

The items have somewhat different formats so each will be described. Parentheses indicate the extent of the word used.

1. Subscripted Variable

Op	u	v
00	(D)	0 0 0 0 0
(S)
00	0 0 0 0 0	(CW)
0(Z)	M	N
0 0	(m ₂)	(m ₁)
0 0	0	(m ₃)

D = The first drum address of this variable in the object program.

S = The XS3 code for the symbol.

CW = The call word (77xxx)

Z = An octal digit with binary representation Z₁Z₂Z₃

Z₁ = 1 the variable is defined by an equation before START

Z₂ = 1 the variable is defined by an equation

Z₃ = 1 the variable appears in a READ sentence

M = The modulus (the total number of words of storage needed by this variable in the object program).

N = The number of subscripts.

m₁, m₂, m₃ - multipliers used in the manipulation of subscripts

m₁ = product of rightmost n-1 dimensions

m₂ = product of rightmost n-2 dimensions

m₃ = rightmost dimension

2. Pseudo Operation

Op	u	v	
(S)	
0 0	0 0 0 0 0	(CW)	
0(N)	0 0 0 0 0	(F ₁)	
0(Z)	N 0 0 0 0	(F ₂)	function
0(N)	0 0 0 0 0	(etc.)	

S = the XS3 code for the symbol

CW = the call word (4XXYY where YY = the number of operands; XX = pseudo operation number.)

F₁, F₂, etc. = Operand formats which read from right to left with the following codes:

1 - Floating point operand

2 - Fixed point operand

3 - Function

4 - Subscripted variables

For example, the function F (X, Y(I)) would have format: 413.

The subscripted variable U(I, J, K, L) would have format: 4

The variable R would have format: 1.

The constant 3.49 would have format: 1.

The constant 75 would have format: 2. (a constant with a decimal point is floating point, one without is fixed point.)

N = number of commas for a function.

N = number of subscripts for a subscripted variable.

N = 0 for other operands.

Z is the same as Z described under the subscripted variable.

3. Function

Op	u	v
(S)
0 0	0 0 0 0 0	(CW)
0 Z	N 0 0 0 0	(F)

S = XS3 code of symbol

CW = Call word (66XXX)

F = Format as described under Pseudo Operation item.
 Z = Same as Z described under subscripted variable.
 N = The number of commas.

4. Floating Point or Fixed Point Variable

Op	u	v
(S)
0 0	0 0 0 0 0	(CW)
0 Z	0 0 0 0 0	0 0 0 0 0

S = XS3 code of symbol
 CW = Call word (65XXX for floating point, 64XXX for fixed)
 Z is described under subscripted variable item.

5. Library Routine

Op	u	v
(S)
0 0	0 0 0 0 0	(CW)

S = XS3 code of symbol
 CW = Call word (5XXX Y where Y = number of operands,
 XXX = routine number.)

(b) Pseudo Operation Dummy List (DP)

50046-50177

This list is made up by the pseudo operation heading translator. The entire list is searched for a symbol even if the list is not full since it is short (132₉). The list is cleared before adding the first symbol. The items in the list are as follows:

1. Subscripted Variable

Op	u	v
(S)
0 0	0 0 0 0 0	7 6 Y X X

S = XS3 code of dummy symbol
 76YXX = dummy call word (Y = number of subscripts,
 XX = variable number.)

2. Function

Op	u	v
(S)
0 0	0 0 0 0 0	6 1 X X X
0 Z	N 0 0 0 0	F

S, Z, N, F = same as described under Pseudo operation in combination list.
 6 1 X X X = Call word.

3. Floating Point or Fixed Point Variable

Op	u	v
(S)
	1	6 3 X X X

S = XS3 of dummy symbol

63XXX = Call word (the same for both floating or fixed point)

(c) Translation List (WL)

WL = Number of words (includes word WL) in translation list $\leq 250_8$.

WL1 = Standardized sentence number. This is of the form:

$$X_1 X_2 X_3 \cdot X_4 X_5$$

where X_i is the XS3 code for a decimal digit or XS3 for a space (01). The XS3 for the point (22) always appears. Spaces will not separate digits or a digit and the point.

WL2 = the sentence type (READ, LIST, DIMENS, etc.) in XS3 code. Only the first six codes appear for words of more than six characters and for words of less than six characters. WL2 is filled on the right with 77 codes. There are two special cases, the equation and the pseudo operation heading. For the equation:

WL2 = EQUATN (XS3) - Before START

WL2 = EQUATI (XS3) - After START

For the pseudo operation heading:

WL2 = The XS3 codes for the symbol which represents the pseudo operation.

WL3 = Sentence call word in v address.

2 2 X X X - Sentence within pseudo operation

2 3 0 0 0 - END OF TAPE sentence

2 4 X X X - Equation for S.S. variable (before START)

2 5 X X X - Equation for other variables (before START)

2 6 X X X - VARY sentence (not in pseudo op.)

2 7 X X X - Sentence (other than VARY) START or after.

where X is an octal digit.

The rest of the translation list is not standard but depends on the particular translator.

(d) Referenced Sentence Numbers (IZ) 47246-47721

Op	u	v
(S)
0 0	0 0 0 0 0	(CW)

S = Standardized Sentence Number

CW = Sentence call word (26XXX, 27XXX or 22XXX)

(e) VARY (Variable) List (VL) 50200-50332

	Op	u	v
VL	0 0	VLX	VLX
VL ₁	(S ₁)
VL ₂	(S ₂)
⋮	(S ₃)
⋮	(S _{X-1})
VLX			

VLX = Next available address in list

S₁, S₂, etc. = XS3 code for symbols which cannot be altered within range of a VARY sentence.

(f) VARY File (VF) 47101-47245

	Op	u	v
VF	0 0	2 (N)	(M)
	(S)
	Y Z	(CW ₁)	(CW ₂)

} an item of file

M = Number of words down to first 22XXX VARY sentence, if any.

N = Number of words in file not including VF

S = Standardized sentence number of last sentence in range of VARY.

CW_1 = Call word of sentence jumped to or resumed at end of VARY loop (27XXX, 26XXX or 22XXX)

CW_2 = Call word of the VARY sentence (26XXX or 22XXX)

Z (4 bits) = Count of number of "with" words.

Y (2 bits) = Y_1, Y_2 where:

$Y_1 = 1$ Indicates closed out or completed item.

$Y_1 = 0$ Item not closed out or completed.

$Y_2 = 0$ Normal jump

$Y_2 = 1$ Resume jump (either stated or implied)

(g) Rewind List of Referenced Tape Numbers (WR)

50023-50045

	Op	u	v
WR	0 0	2 (N)	0 (N)
WR1	0 0	CW_1	0 0 0 0 0
etc.	0 0	CW_2	0 0 0 0 0

N = Number of words in list not including WR, CW_1 , CW_2 , etc. = Call words of tape numbers (67XXX or 64XXX)

This list is used by the STOP object program so the machine operator may rewind input and output tapes from the console.

(h) List of Second Sentences of Pseudo Operations (JN) 47722-50022

	Op	u	v
JN	0 0	2 (N)	0 0 0 0 0
	0 0	(CW_1)	0 0 0 0 0
	0 0	(CW_2)	0 0 0 0 0

N = Number of words in list not including JN.

CW_1 , CW_2 , etc. = Call words of Sentence numbers of second sentences of pseudo operations.

This list is used in generation to check for illegal jumps from one pseudo operation to another.

(i) Constant Pool for Object Program (CL) 46101-47100

This is a list of the constants both floating point and fixed point, one constant per word.

address 10 =00 2 (N) 0 (N)

N = Number of constants in list CL.

The constants are assigned call words according to their position in the list, i.e., the constant in CL has call word 67000, in CL1 67001 and so forth.

(j) Key Words of UNICODE (Region KB - 1664-1722)

The following words cannot be used as variables in UNICODE. (See region KB of coding.)

DIMENS	JUMP
START	STOP
VARY	END
COMPUT	EXIT
READ	POW
LIST	NOT
TYPE	TAPE
PRINT	WITH
IF	THEN
RESUME	AND

(7) Descriptions of Translation Subroutines

(a) Translation Control (CT)

This routine gets the next sentence (GS), gets the first symbol of the sentence (SY), sets up the translation list (WL) heading, transfers the proper translator to the core (depending on the first symbol of the sentence), and jumps to this translator.

After the translator has completed building list WL and found the space period (Δ .) of the sentence it writes WL on tape by referencing routine SS. Then it jumps back to translation control (CT).

Sometimes a translator will find a sentence so full of errors that it is a waste of time to continue checking it. Then the translator will jump to control (CT) before finding the Δ . symbol. Translation control will pick up symbols until a Δ . appears in SY2.

This routine is not written as a subroutine and is referenced by:

MJ O CT

(b) Get Next Sentence (GS)

This routine sets the Get Next Character (GN) routine to pick up the first character of the next sentence, standardizes the sentence number, reads tape if necessary, and sets up the first two words of the translation heading. It is referenced by the instruction.

RJ GS GS1

If the sentence number word is all Z's it sets up the entire translation list for END Δ OF Δ TAPE , and goes directly to the end of tape translator. If the sentence number word is all spaces it checks the entire sentence and if all spaces proceed to the next sentence. If the entire sentence is not all spaces it prints NO SENTENCE NUMBER ON SENTENCE FOLLOWING - - - -. (Error F14).

It also clears the indicator of previous print-out in routine EW.

(c) Get Next Character (GN)

This routine picks up the next character from the raw input, read into BF, of the corrected problem tape and places the character in the rightmost six bits of A and GN4. It is referenced by the return jump.

RJ GN GN1

The first time the routine is used, the address where the character is located must be put in both the u and v addresses of GN2, and a shift count in GN3. To explain the shift count, consider the characters of a word to be numbered from 1 to 6 left to right. To obtain the first character at the address in GN2, set the shift equal to zero and perform RJ GN0 GN1. But to obtain the second character, first left shift word in address at GN2 by 6, and set shift count equal to 6, then perform the return jump. The following table gives all cases:

<u>Character Number</u>	<u>No. of Places to shift word at address put in GN2</u>	<u>Set shift count in GN3 equal to:</u>
1	0	0
2	6	6
3	14 ₈	14 ₈
4	22 ₈	22 ₈
5	30 ₈	30 ₈
6	36 ₈	36 ₈

References after the first are by the return jump only since the routine automatically sets itself for successive characters.

(d) Get Next Symbol (SY)

To pick up the next symbol from the raw data, the instruction is used.

RJ SY SY1

In picking up the symbol, the routine ignores spaces until a significant character is encountered, then characters are assembled into a symbol until a symbol separator character is encountered. The following characters are separators:

- | | |
|------|--|
| 1. Δ | 9. Any lower case character when building a superscript symbol. |
| 2. , | 10. Any superscript character when building a lower case symbol. |
| 3. ; | 11. / |
| 4. (| 12. superscript - |
| 5.) | 13. superscript / |
| 6. + | 14. = |
| 7. - | 15. |
| 8. * | 16. > |
| | 17. < |

All of these characters, except 1, 9, and 10 are symbols by themselves.

Following is a list of all symbols:

- | | |
|-------|------|
| 1. Δ. | 5.) |
| 2. , | 6. + |
| 3. ; | 7. - |
| 4. (| 8. * |

- | | |
|-------------------|--------------------------|
| 9. / | 14. > |
| 10. superscript - | 15. < |
| 11. superscript / | 16. Variable Type Symbol |
| 12. = | 17. Constant |
| 13. | 18. Superscript Constant |

A symbol of type 16, 17, or 18 may contain any number of characters, but the routine will save only the first 18 of these in SY2 - SY4. All symbols are stored with characters packed to the left, and unused spaces in SY2 - SY4 are filled with 77 codes. For example, if the symbol were XYZ, SY2 - SY4 would be

	Op	u	v
SY2	X	Y Z 7	77777
SY3	77	77 77 7	77777
SY4	77	77 77 7	77777

SY2 is sent to A before exiting. The rest of the outputs are:

- SY5 = Number of characters
- SY6 = Number of decimal points
- SY7 = Indicator; 1st character a letter
- SY10 = Indicator; 1st character I, J, K, L or M
- SY11 = Indicator; 1st character decimal point or digit
- SY12 = Indicator; symbol contains a letter
- SY13 = Indicator; symbol is superscript
- SY14 = Indicator; space was separator

where the indicator is 40 in operation portion of word if condition on right of semicolon is satisfied.

This routine uses the Get Next Character, Build Symbol, Fill Symbol, Get Rest of Lower Symbol, Get Rest of Upper Symbol, and Delete Spaces routines as subroutines.

(e) Get Rest of Lower Symbol (RL)

This routine builds the symbol in SY2-SY4 until a separator for a lower case symbol is encountered. Reference:

RJ RL RL1

(f) Get Rest of Superscript Symbol (RU)

This routine builds the symbol in SY2-SY4 until a separator for a superscript symbol is encountered. Reference:

RJ RU RU1

(g) Build Symbol (BS)

This routine adds the last character picked up by the Get Next Character (GN) routine to the symbol in SY2-SY4. Reference:

RJ BS BS1

(h) Fill Symbol (FS)

This routine fills the symbol in SY2-SY4 on the right with 77 codes. Reference:

RJ FS FS1

(i) Delete Spaces (DS)

This routine picks up characters until a character other than a space is encountered. It sets the indicator in SY14 if a space is encountered so the Get Next Symbol routine (SY) will recognize the Δ . combination. Reference:

RJ DS DS1

(j) Send File Back to Combination List (TD)

This routine returns the file of a variable to the CB list when it has been picked out of the CB list by the Get File from CB List (TA) routine. The file is located at TA2 up to TA31. The exact number of words in the file is in the u address of TA47. The routine is necessary since a file may be altered after adding it to the list.

(k) Add file to CB List (TE)

The file of a variable is built in TF up to TF27 with the exact number of words in both addresses of TF. When the file is complete this routine is referenced and the file is added to the CB list.

(l) Get File from CB List (TA)

The file of the variable in SY2 is picked up from the CB list and placed in TA2-TA31 by this routine if the file is in the CB list. If RJ TA TA1 is at address Y, then the exit is to Y + 1 if the file is not in the list. If the file is in the list, the exit is to Y + 2.

(m) Get Call Word from Pseudo Operation Dummy List (TS)

The pseudo operation heading translator makes up a list of dummy variables in region DP. The list consists of the XS3 and the dummy call word of each variable which appears in the heading. This routine searches the list for the variable in SY2 and if it is in the list the output is as follows:

TS2 = XS3 of symbol

TS3 = Call word in v address

If RJ TS TS1 is at address Y, then the exit is as follows:

Y + 1, if variable is not in list.

Y + 2, if variable is in list.

(n) Send Call Word to Translation List (EW)

This routine transfers the contents of EW2 to the next available location in the translation list (region WL). The word to go into the translation list is sent to EW2; then the instruction RJ EW EW1 is executed.

(o) Increase 66XXX, 65XXX, 64XXX Call Word Counter (TK)

This routine is referenced before assigning a variable a 66, 65 or 64 type call word. The counter is in VB1 and is less than or equal to 777₈. The counter is left in A and VB1 so that 66000, 65000, or 64000 may be added to it to obtain the proper call word. Reference the routine with RJ TK TK1.

(p) Increase Sentence Call Word Counter for 26XXX, 27XXX, or 22XXX Type Call Words (XJ)

This routine is exactly like TK (above) except that the counter is in VB4 and A. Reference is by RJ XJ XJ1.

(q) Print Error Heading (WA)

This routine prints the following on the typewriter:

SENTENCE ΔΔ X ΔΔΔ(Y)ΔΔ

where: X = sentence number from WL1 (1-6 characters),

Y = type of sentence (IF, COMPUTE, etc.). First six characters from WL2 if more than six, otherwise all characters from WL2.

Reference the routine as follows:

RJ WA WA1 If it is desired that the error routine (UZ) be referenced.

RJ WA WA2 If the error routine (UZ) is not to be referenced.

(r) Error Routine (UZ)

This routine should be referenced before each error print out. It will add up the number of errors and when a maximum of 25 has been exceeded, it will print F4, rewind all tapes, and stop the computer.

After five errors in a single sentence F3 is printed, the rest of the sentence is skipped and error checking on following sentences begins.

The Error Routine is referenced by the following instruction:

RJ UZ UZ1

The sum of the errors per program is kept in UZ2, the number of errors per sentence in UZ3.

(s) Check Floating Point Constant (RB)

This routine uses the indicators in SY5-SY13 to check the constant for errors F8, F9 and F7.

(t) Check Fixed Point Constant (RD)

This routine uses the indicators in SY5-SY13 to check the constant for errors F9, F10, and F11.

(u) Print Text (UP)

Send the parameter to UP3 and perform the instruction:

RJ UP2 UP

The parameter is of the form:

<u>Op</u>	<u>u</u>	<u>v</u>
OP	X	N

where X = address of the first word of six XS3 characters and N is the number of words in octal to be printed. If OP = 00, the following will precede printing:

- 1) Set to print 80_{10} characters this line.
- 2) Set to print spaces.
- 3) Print 4 carriage returns.

If OP = 40, printing will continue where left off.

When 80_{10} characters have been printed and N is not exhausted, Print Text will suppress spaces until a character other than space is encountered. If this character is a 77 code, this routine will pick up characters until a code other than 77 is encountered. If N is not exhausted by 77 codes or suppressed spaces, it will:

- 1) Print two carriage returns.
- 2) Print 19_{10} spaces.
- 3) Set to print 61_{10} more characters this line.
- 4) Print the character.

If one wishes more indentation than 19 spaces, place a 77 code before the desired number of spaces to be printed in excess of 19.

If N = 0 and OP = 00, four carriage returns will be printed before the exit.

X can not be A or Q. If X is an illegal address, an SCC fault will occur.

The character count is in UW21. It is counted down.

The routine assumes a manual jump instruction is at address 0.

The routine leaves the Flexowriter in the upper case position.

The XS3 character > is printed "gtr" and < is printed "lsr" but the Print Text routine only counts each as one character, when actually three are printed. Hence, if too many of these symbols appear in one line of printing, the character count of 80 will not be reached before printing runs off the right side of the paper. The alternative is to make the user of Print Text count three characters instead of one for > and < .

(v) Put Call Word in List of Referenced Sentence Numbers (RA)

This routine searches the list (IZ) for the sentence number in WL1 and if it is in the list, the call word of the sentence which is in WL3 is put in the list following the sentence number.

The sentence numbers are put in the list when encountered by the VARY, JUMP, IF, READ and RESUME translators.

(w) Translation Set-Up Subroutines (OT and UB)

When seven Uniservos are to be used for UNICODE, the MJ1 switch should be set. When only five Uniservos are used, this switch should not be set.

Routine OT puts 0 3 0 in TN if the MJ1 switch is set. Otherwise TN is cleared. Parameters for the generalized tape handler are prepared initially for the five-Uniservo layout. If the same Uniservo is used by a routine, whether there are five or seven Uniservos available, no alteration is made on the parameter. If a different Uniservo is used in these two situations, addition of TN to the parameter will ensure selection of the proper Uniservo. This is true because when a different Uniservo is used with seven Uniservos available, there is a constant difference of 3 between the logical numbers of the two Uniservos involved.

Routine UB puts the proper parameter word in WT, the Tape Write routine, depending upon the assigned value to TN. Also this routine writes the title block of the string-out tape: 20 words of Z's; the title, String-Outs; and the balance of the block in Z's.

RJ OT OT1 and RJ UB UB1 are the instructions needed for these set-up sub-routines.

(x) Write Translation List on Tape (WT or SS)

Instruction RJ WT WT1 will cause a completed string-out to be written on tape if no errors have been recorded in UZ2 previously. A quick exit with no tape action results when the Error routine has been referenced.

The routine divides the number of lines by 170_8 to determine the number of blocks to be written and sets up the proper parameter for use in referencing the generalized tape handler.

(y) Put Referenced Sentence Number In List IZ (IX)

Region IZ, the list of line numbers and call words, may expand to 454_8 addresses. Each line number in IZ is followed either by its call word in the v position of the next address or by zero. In fixed location 11 is a counter which keeps track of the size of IZ. At the beginning of string-out 00 20000 00000 is put into 11. Each new line number added to the list increases 11 by 00 00002 00002.

To use routine IX, a referenced line number is first put into proper form by sending it to the Line Number routine. The line number in proper form is then put into A and the routine is set into operation by RJ IX IX1. First list IZ is checked to see if the line number is already in the list. If it is there, no further action is taken. If it is not in the list, it is added at the end and the number in the subsequent address is cleared to zero.

As 11 is increased with each new number, it is checked to see if it exceeds 00 20454 00454. If this happens, the following error print-out occurs:

- REFERENCED LINES EXCEED 150. At the same time a return jump is made to the UZ Error routine and all subsequent referenced line numbers, if not found in the list, are used merely to increase a count of excess referenced line referrals contained in IX47. A later subroutine EE of the End of Tape instruction prints the number in IX47 if it is other than zero.

(z) Excess-Three Decimal to Octal Routine (RS)

Input to this routine is assumed to be one line of six characters packed starting at the left. Numbers are positive integers varying from 0 to 999999. Decimal fractions are not converted. A non-digit character in the leftmost

position of the input line causes an early exit from the routine with the output line cleared to zero.

RS4 is the input line. RS3 is the output line. The instruction of entry to the routine is RJ RS2 RS.

One reco region, RS, contains all instructions, constants, and working-storage locations comprising the routine. This region takes up 55_8 addresses.

Each character of the line of input is masked out and converted from excess three. Before storing in a common line with other digits, it is checked to see if it has a value below 0 or above 9. Such a value causes a termination of further assembly of characters and, if the count of digits is not zero, the immediate beginning of octal conversion.

Before starting conversion, the number of digits is subtracted from six and this difference multiplied by six to determine an initial shift of the line of digits.

To obtain the index for the loop used in conversion, one is subtracted from the number of digits.

The conversion-to-octal loop consists of a left Q-shift of the digit line six places, an SP u 2 command, an SA u 1, and a Q-controlled-add masking operation setting up the u of the preceding steps for the next loop.

(aa) Excess-Three Decimal to Floating Point (GG)

The two lines of excess-three input are GG4 and GG5. Numbers are packed, starting from the leftmost position. Positive numbers from .0000000001 to 99999999999 are permissible input to the routine. Negative numbers may be converted to floating point by complementing the floating point output. Each number starts in GG4. The output goes to GG3. The instruction to use the routine is RJ GG2 GG.

Three reco regions contain the routine. GG takes up 170_8 locations; CF occupies 17_8 places; and CC, temporary storage, is in 27_8 addresses. Thus 236_8 addresses are needed for its operation.

Each line of input contains six excess-three characters. A 6-bit binary number represents each character. If a character number is less than three or greater than 12, it acts as an end-of-digits notice to the routine. The one exception to this notice is the number representing a first period (or decimal point) occurring in the input lines.

All characters following an end-of-digits character are ignored by the routine. If no significant figures have preceded an end-of-digits number,

the output line is cleared to zero. The routine converts to floating point only the figures preceding an end-of-digits representation.

Zeros in front of a decimal point when not preceded by a figure greater than zero are not counted as significant figures. Significant figures, whether preceding or following a decimal point, are stored after subtracting three in a set of consecutive registers and converted in a multiplying loop to an octal number stored in two address locations.

This number is divided by 10 to a power equal to the number of original decimal figures following the decimal point. Before this division the dividend is shifted left by the number of binary places needed to give a quotient of 10 significant octal figures. Special provision is made in the case of 11 figures after the decimal point when the divisor 10^{11} overflows a 36-bit register. If no decimal point was among the original decimal figures, or if no figures followed the decimal point, this division is bypassed.

In either case, the scale factor command is used in the routine to determine the size of the result and location of the first significant bit. The number is rounded off to 9 octal places and shifted till it occupies the positions $i_{26} \dots i_0$ in the output. It becomes the mantissa of the floating point number with i_{26} as its first significant bit.

The k of the scale factor command is used to compute the biased characteristic (b) as follows: (numbers are in octal)

If $k = 45$, both the biased characteristic and mantissa equal zero.

If $k > 45$, $b = k - 110 + 243 + (CC\ 6) - (CC\ 5)$.

If $k < 45$, $b = k + 243 + (CC\ 6) - (CC\ 5)$.

$(CC\ 6) = 1$ or 0 depending upon whether a round off caused or didn't cause a carry-over from the first significant bit. $(CC\ 5) =$ shift of dividend before division.

(ab) Assign Constant Call Word (GW)

To use this routine, put the input constant in A and give instruction RJ GW GW1. Call-word output goes to A_u and Q_v .

If n of 0 2, n n in absolute address 10 exceeds 1000_8 , the Error routine UZ is referenced and the alarm print-out occurs: TOO MANY CONSTANTS. The computer does not stop. A count is kept in FX13 of the number of excess referrals to the routine beyond the maximum. Later an End of Tape subroutine EA prints out this number if it is other than zero. Call-word number 67777 is assigned to all constants beyond the maximum.

The counter for number of constants, 10, is set at 00 20000 00000 at the start of translation.

(ac) Tape Handlers (TH or GT)

There are two Tape Handlers, one for the 1105 and one for the 1103A. They are essentially the same. The 1105 version operates in the Bypass mode only but on either tape control unit as follows:

MJ2	OFF	TCU1
MJ2	ON	TCU2

The 1103A version ignores MJ2.

When the routine is entered, a parameter must be present in TH3. This parameter is not destroyed so that consecutive references to accomplish identical operations do not require that a parameter be sent to the routine for each reference. However, the general calling sequence is

TP	PM	TH3
RJ	TH2	TH

where PM is the address of the parameter.

The parameter has the following form:

R M T N N S S V V V V V

each letter representing one octal digit.

R specifies the operation desired:

R = 1	Rewind
R = 2	Rewind with Interlock
R = 3	Move forward
R = 4	Move backward
R = 5	Read forward
R = 6	Read backward
R = 7	Write
R = 0	Write (special case, explained later)

M specifies blockette spacing (for write only)

M = 1	0.0 inches
M = 2	0.1 inches
M = 4	1.2 inches

T specifies block spacing and density (for write only)

T = 0 1.2 inches - lower density
 T = 1 1.2 inches - higher density
 T = 2 2.4 inches - lower density
 T = 3 2.4 inches - higher density

NN = number of blocks to be written.

MTNN = number of blocks to be read or moved.

SS = Uniservo number

VVVVV = High speed storage address for read and write. It specifies the first location to or from which the first word on tape is read or written. Thus, successive words on tape correspond to ascending storage addresses for Read Forward and Write operations. In Read Backward operations successive words on tape are read into descending storage locations.

If the number of blocks to be moved, read, or written is zero, the Tape Handler will not cause a move, read or write, except in the case of R = 0 when one block is written. Hence, it is suggested that R = 0 never be used in a parameter. There is a print-out and stop after six reads of a block in which a parity or sprocket error occurs.

(ad) Line Number Processor (LN)

A Line or Sentence number may be any positive, rational number which requires at most three decimal digits to the left of the decimal point and at most two to the right. Every Sentence of a UNICODE Program must be numbered and each Sentence number must be greater than the Sentence number corresponding to the preceding Sentence.

According to the above definition, a Line or Sentence number need consist of at most six characters (five digits and a decimal point). Hence, if six characters are allowed for each number and no further restrictions are made, representation of those Line numbers which have less than five digits will not be unique. To clarify this statement, consider the following possible representations of Line Number 1.3:

```

Δ Δ Δ 1 . 3
( Δ 1 . 3 )
1 . 3 Δ Δ Δ
0 0 1 . 3 0
( 1 . 3 0 )
Δ Δ 1 . 3 Δ

```

The purpose of this routine is to process all input Line numbers so that each processed number can be represented in one and only one way. This is done in such a way that equality and threshold jumps can be used to make direct comparisons of the numbers. The excess-three representation of decimal digits makes this possible. Because six Unityper codes occupy one 36-bit word, these comparisons can be single precision comparisons.

Definition of Legal Input to Line Number Processor

Input consists of the six Unityper characters which represent the Line number. Let these characters be numbered 1 through 6 from left to right. To be legal, an input Line number must obey the following rules:

1. No Unityper codes other than those for () Δ . \nexists 0 1 2 3 4 5 6 7 8 9 may appear, (here \nexists denotes the "Nonexisting character" whose code is 77).
2. At most one "." code may appear (none is needed if the Line number is an integer).
3. At least one non-zero digit code must appear.
4. An input Line number can not have more than three digits to the left of the "." or more than two digits to the right of the "." regardless of whether or not these digits actually contribute something to the Line number (see examples below).
5. The four characters () Δ . are all considered equivalent and, hence, are all treated in the same way. They are ignored (or discarded) except that none of them can appear between the first and last digit of the Line number.

Description of Output Line Numbers

The output Line numbers also consist of six Unityper characters. The output or processed Line number will, of course, satisfy the five conditions given above. In addition, it will satisfy the following requirements:

1. Character 4 will always be the decimal point ".".
2. In the integral part, only non-zero digits and zero digits which follow at least one non-zero digit will appear.
3. In the fractional part only non-zero digits and zero digits which are followed by at least one non-zero digit will appear.
4. The integral digits appear in character positions 1, 2, 3 and the fractional digits in character positions 5, 6.

5. All character positions which are not filled with digits or a "." are filled with space (Δ) codes.

Hence, the effect of this routine operating on a Line number is to shift the Line number until the decimal point is in position 4 (insert a decimal point if there is none), delete all unnecessary digits, and put Δ codes in all unused positions.

Examples:

Legal Input	Corresponding Output
<u>Line numbers</u>	<u>Line numbers</u>
123.45	123.45
023.40	Δ 23.4 Δ
003.00	$\Delta\Delta$ 3. $\Delta\Delta$
(Δ 1 $\Delta\Delta$)	$\Delta\Delta$ 1. $\Delta\Delta$
000.01	$\Delta\Delta\Delta$.01
999.99	999.99

Illegal Input Line Numbers

A12.3 Δ	0127.9	1.23. Δ
0000.2	.004 $\Delta\Delta$	93 Δ 2.6
4321 $\Delta\Delta$.12000	$\Delta\Delta\Delta$ 0 $\Delta\Delta$

Two classes of Line numbers are taken care of by the Line number processor; those occurring within a UNICODE instruction and those appearing in the left-hand margin in the first six character positions of a Sentence.

For both classes of numbers, the input number is put into LN4 and the out-out number is obtained from LN3.

Operation of the routine for those numbers appearing within a UNICODE instruction is called Case I and is done by instruction RJ LN2 LN.

Case II operation of the routine takes care of Line numbers in the left-hand margin. Instruction RJ LN2 LN1 is used for this type of number.

In either case, if there is an error print-out, the output cell, LN3, will contain the input Line number and the routine sets the error bit by instruction RJ UZ UZ1 before the print-out.

Error print-outs, Case I: In this case the Print Error Heading routine,

WA, is used to print the number and type of the sentence in which the illegal Line number occurred. This is then followed by one of the four possible alarm comments and the input Line number which gave rise to the alarm.

Examples of the four different alarm print-outs for Case I follow:

SENTENCE 123.45 (VARY) ILLEGAL CHARACTER IN SENTENCE NUMBER (ABCDEF)
SENTENCE 123.45 (VARY) EXTRA INTEGRAL DIGITS IN SENTENCE NUMBER (1234.0)
SENTENCE 123.45 (VARY) EXTRA FRACTIONAL DIGITS IN SENTENCE NUMBER (12.345)
SENTENCE 123.45 (VARY) ILLEGAL SEQUENCE IN SENTENCE NUMBER (1.2.3.)

Note that the length of the longest comment is 74 characters plus the number required by the sentence name.

Error print-outs, Case II: Because the Line numbers in the left-hand margin are examined before the type of sentence has been determined, it is not possible to use the WA routine to give the type of sentence. The illegal sentence numbers are given twice as shown in the four examples below:

SENTENCE ABCDEF ILLEGAL CHARACTER IN SENTENCE NUMBER (ABCDEF)
SENTENCE 1234.0 EXTRA INTEGRAL DIGITS IN SENTENCE NUMBER (1234.0)
SENTENCE 12.345 EXTRA FRACTIONAL DIGITS IN SENTENCE NUMBER (12.345)
SENTENCE 1.2.3. ILLEGAL SEQUENCE IN SENTENCE NUMBER (1.2.3.)

(8) Region Assignments of Translation Subroutines

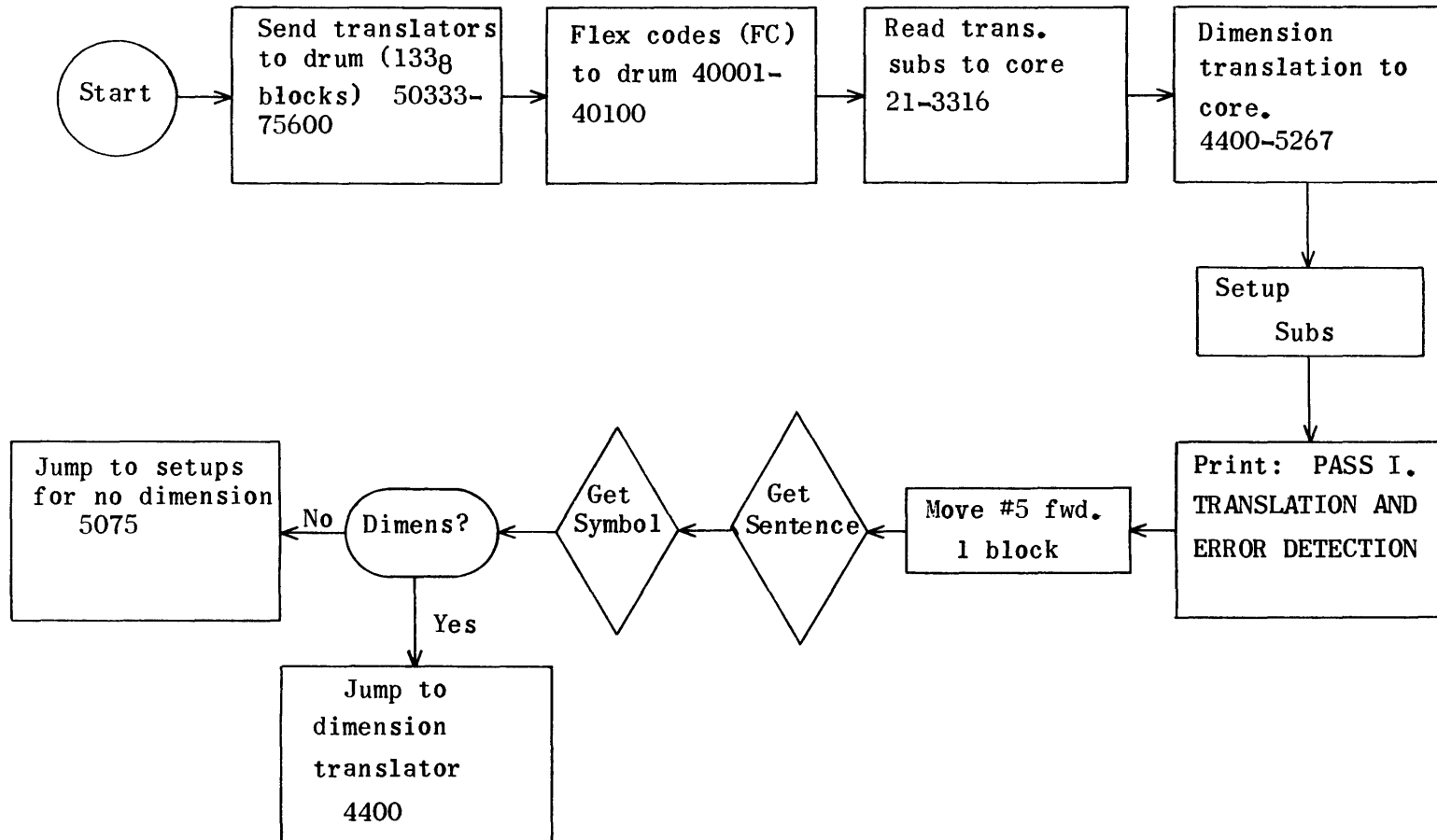
RE	TN20		Indicates 5 or 7 servos
RE	GT21	}	Tape Handler
RE	TH21		
RE	UP421	}	Print Text
RE	UQ443		
RE	US453		
RE	UW513	}	Print Error Heading
RE	WA537		
RE	WB563	}	Build Symbol
RE	BS603		
RE	CC630		
RE	CF657	}	Constants
RE	CJ676		
RE	CT714		Translation Control
RE	DG752		Part of Get Symbol
RE	DR757		
RE	DS1001		Delete Spaces
RE	EW1010		Send Call Word to Translation list
RE	FS1032		Fill Symbol
RE	FW1061		Switch List
RE	FX1120		Part of Constant C.W. routine
RE	GG1134		XS3 constant to floating point
RE	GN1324		Get Next Character
RE	GR1377	}	Get Next Sentence
RE	GS1406		
RE	GU1444	}	Assign constant C.W
RE	GW1457		
RE	GX1475		
RE	HA1500	}	Part of Get Sentence
RE	HB1541		
RE	IX1552		Part of Trans. Control
RE	KA1622	}	Referenced line no. to list
RE	KB1664		
RE	KK1723		
RE	LL2030	}	Constants
RE	LN2037		
RE	MR2052		Part of Get Symbol
RE	OT2146	}	Line no. Processor
RE	RA2156		
RE	RB2172		Set for 5 or 7 servos
RE	RC2221		Sentence C.W. to Reference List
RE	RD2237		Check Floating Point Constant
RE	RH2265		Part of line no. processor
RE	RL2316		Check Fixed Point Constant
RE	RS2350		Check Variable Type Symbol
RE	RU2425		Part of Get Symbol
RE	RW2444		Decimal to Octal Conversion
RE	SY2466	}	Part of Get Symbol
RE	SZ2530		
RE			Rewind All Tapes
RE			Get next symbol

RE	TA2546	}	Get File from CB list
RE	TB2637	}	
RE	ID2654	}	Send File back to CB list
RE	TE2663	}	
RE	TF2702	}	Add File to CB list
RE	TG2732	}	
RE	TK2742	}	Increase 66, 65, 64 C.W. counter
RE	TS2762	}	Get C.W. from dummy pseudo op. List
RE	UA3005	}	Part of Trans. Control
RE	UB3013	}	Setup Translation Tape
RE	UC3033	}	Part of Line no. processor
RE	UD3060	}	Part of Get Symbol
RE	UM3065	}	Part of Get Symbol
RE	UZ3067	}	Error Routine
RE	VB3111	}	Variables
RE	VD3116	}	
RE	VE3122	}	
RE	VG3142	}	Close Vary File
RE	VH3171	}	
RE	VI3176	}	
RE	WS3203	}	Part of line no. processor
RE	WT3207	}	Send Translation List to Tape
RE	SS3207	}	
RE	XJ3225	}	Increase 26, 27, 22 C.W. counter
RE	XM3246	}	Part of Get Symbol
RE	Z03263	}	Part of Trans. Control
RE	ZS3267	}	Part of constant call word routine
RE	BF3317	}	Read buffer
RE	VN3507	}	Translation List
RE	WL3507	}	
RE	FC40001	}	Flex Codes
RE	CB40101	}	Combination List
RE	CL46101	}	Constant Pool
RE	VF47101	}	Vary File
RE	IZ47246	}	List of Referenced Line Numbers
RE	JN47722	}	2nd lines of Pseudo operations
RE	WR50023	}	Rewind List of Referenced tape nos.
RE	DP50046	}	List of Pseudo op. Dummies
RE	VL50200	}	Vary List
RE	FA50333	}	
RE	FB50407	}	
RE	FD50447	}	
RE	FE50513	}	Error Texts
RE	FF50545	}	
RE	FG50575	}	
RE	FH50624	}	
RE	FI50673	}	
RE	NO50722	}	
RE	PA50752	}	
RE	CD51007	}	

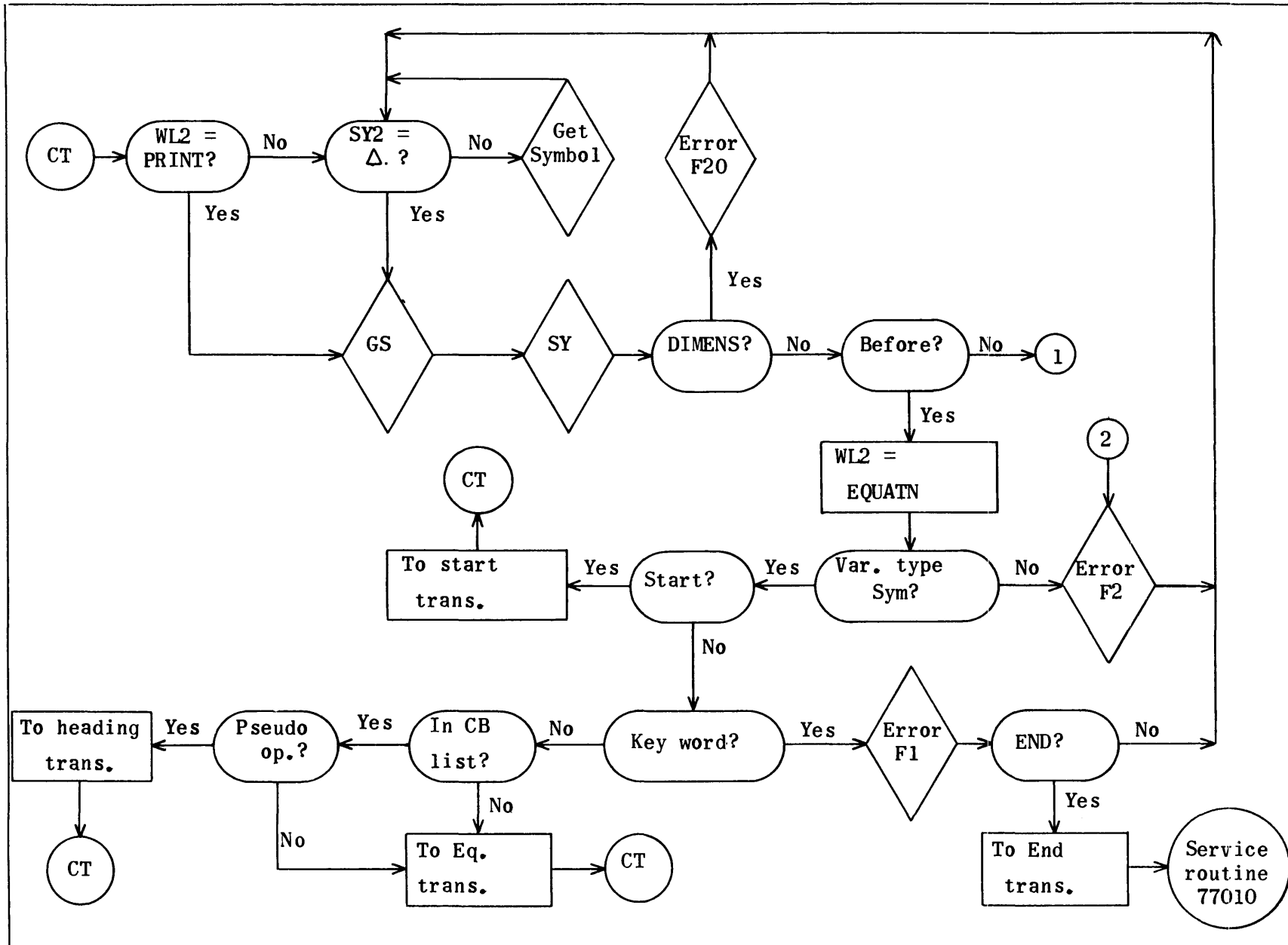
RE	OA32253	Compute	}	3 (n)		
RE	OC30223	Read				
RE	OD31220	Type				
RE	OE33753	List				
RE	OF30250	Print				
RE	OG32423	If				
RE	OH32444	Vary				
RE	OI30067	Resume				
RE	OJ30144	Jump				
RE	OK30030	Stop				
RE	OL30225	End of Tape				
RE	OM30052	Exit				
RE	ON30045	Start				
RE	OO33663	Equation				
RE	OP31050	Pseudo Op. Heading				
RE	OQ4400	Most Translators			}	Starting addresses in core
RE	OR4000	Eq and List				
RE	OS4566	If				
RE	OU4700	Jump			}	1st addresses of Translators on drum
RE	CP51075	Compute				
RE	RE53350	Read				
RE	TL53573	Type				
RE	LM55013	List				
RE	PS60766	Print				
RE	KP61236	If				
RE	VY63661	Vary				
RE	RV66325	Resume				
RE	SJ66414	Jump				
RE	SP66560	Stop				
RE	EU66610	End of Tape				
RE	EZ67035	Exit				
RE	ST67107	Start				
RE	YA67154	Equation				
RE	HE74530	Pseudo Op. Heading				

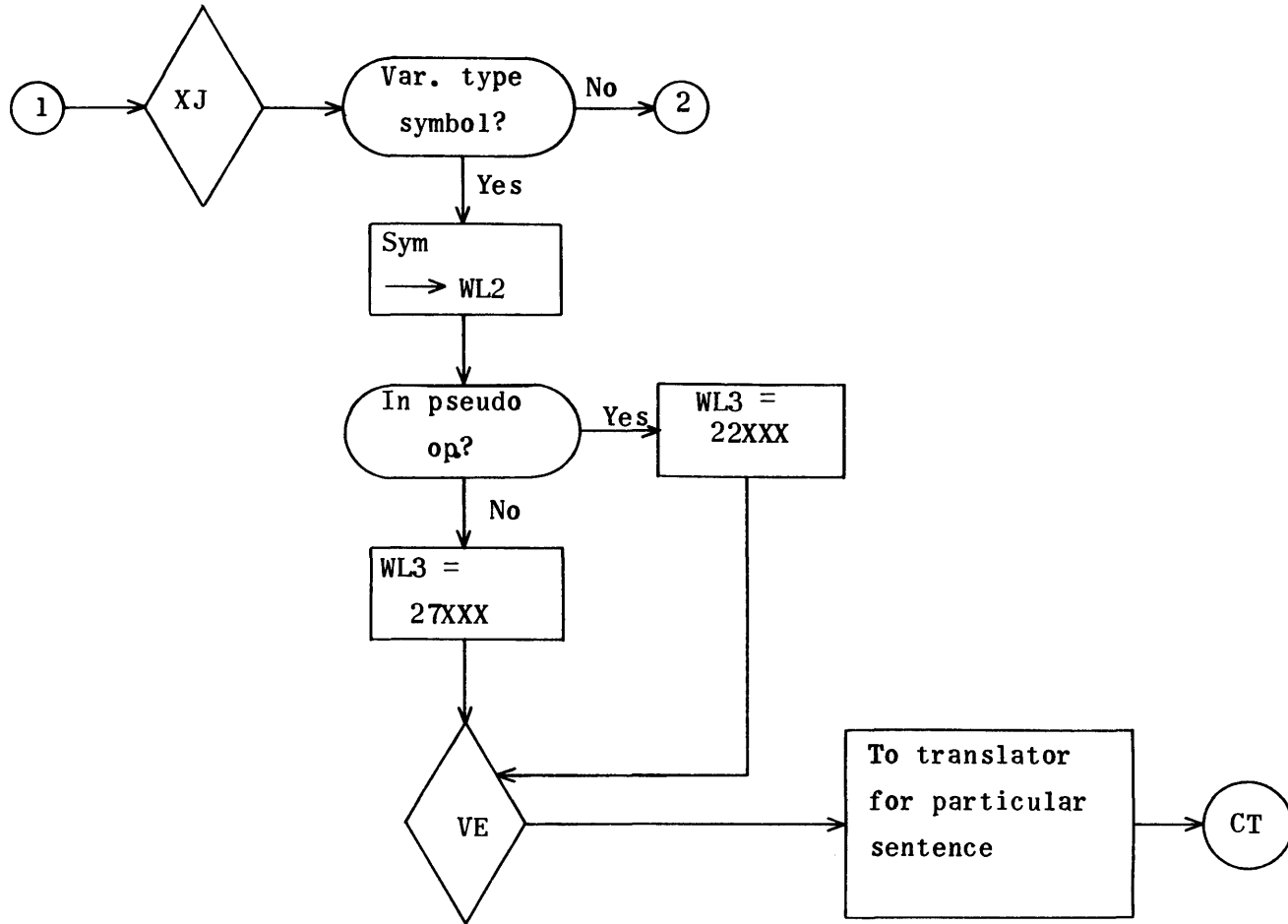
(a) Flow Charts of Translation Subroutines

(a) Setup Translation Phase

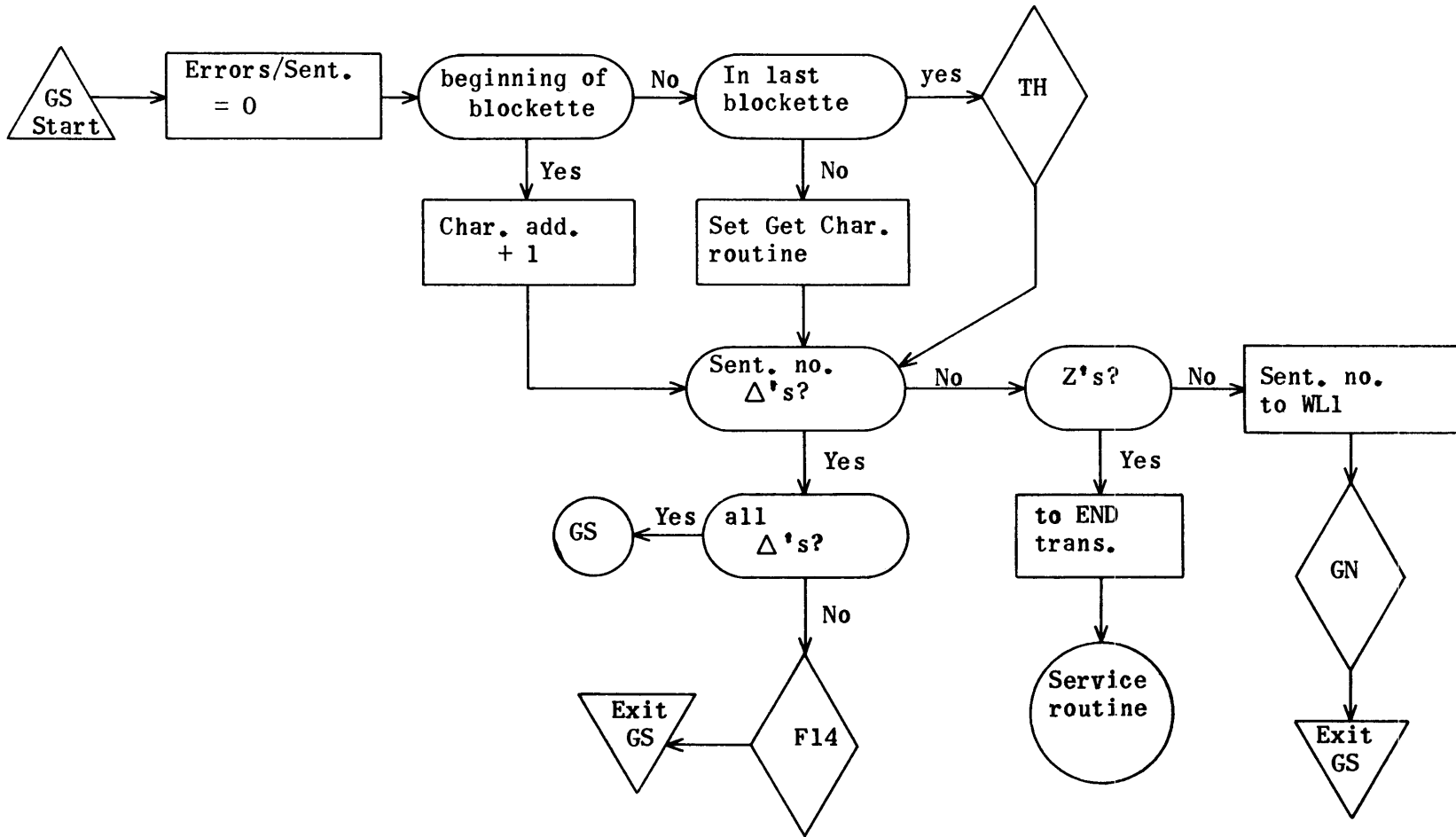


(b) Translation Control (CT)

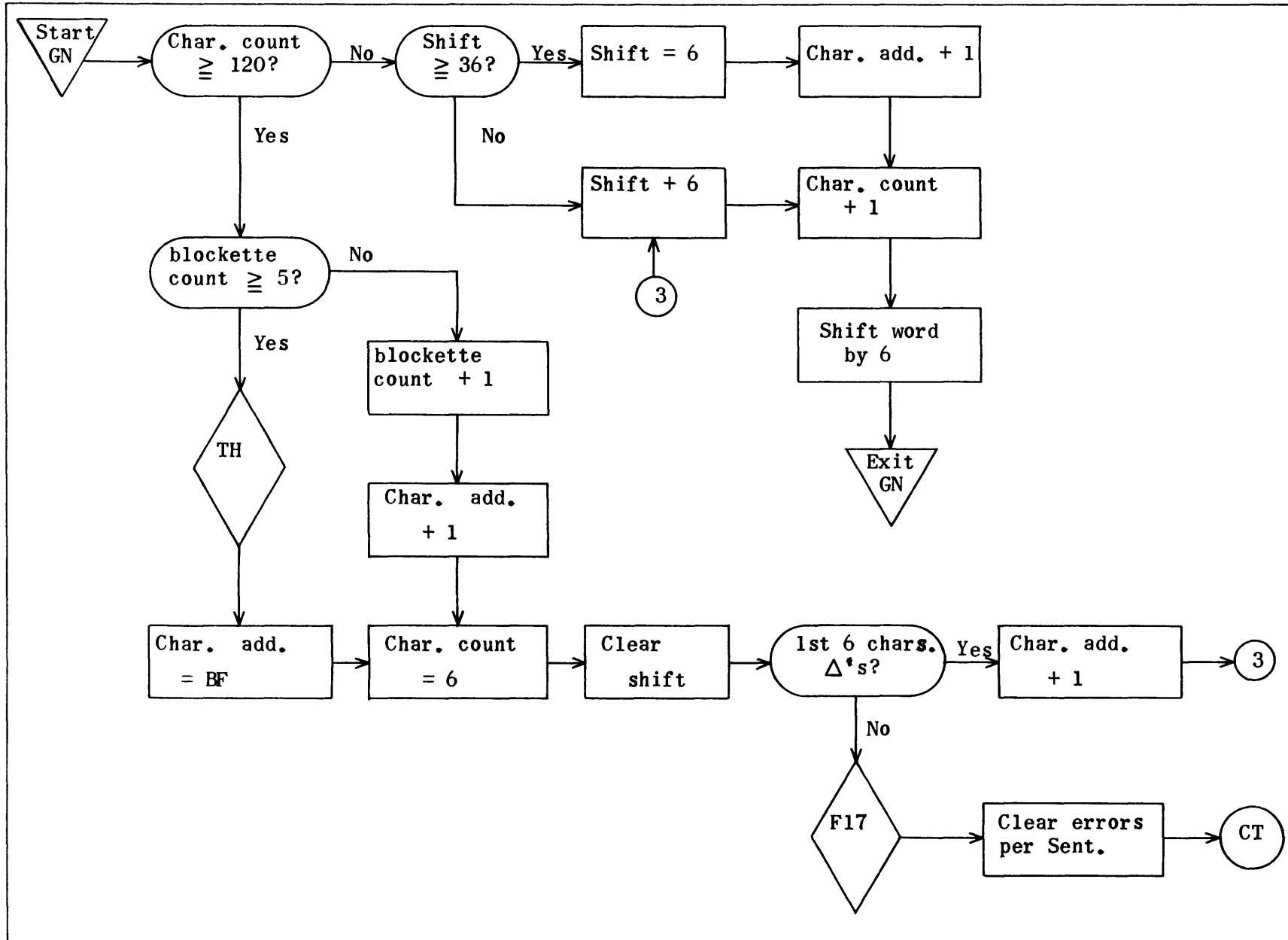




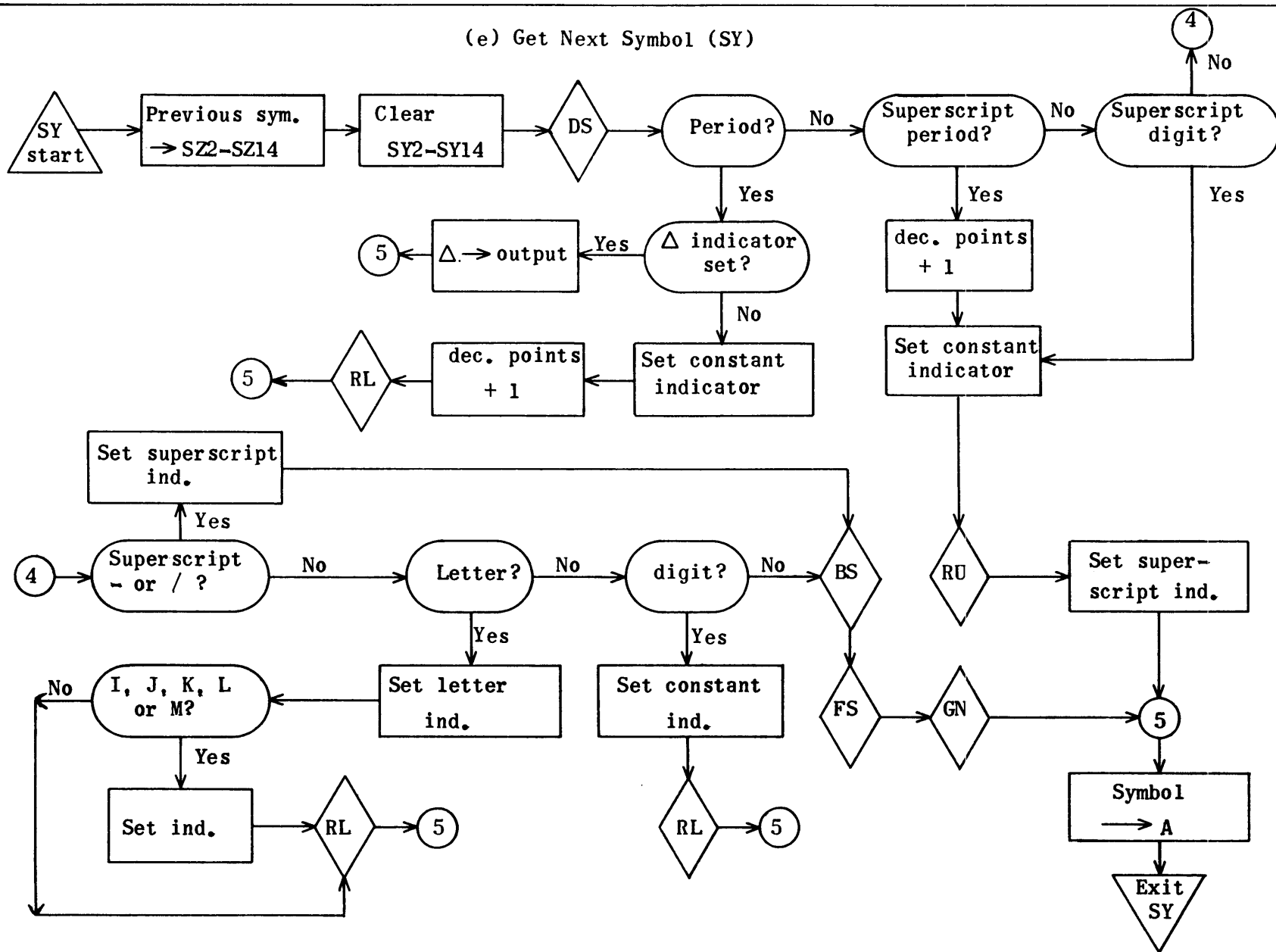
(c) Get Next Sentence (GS)



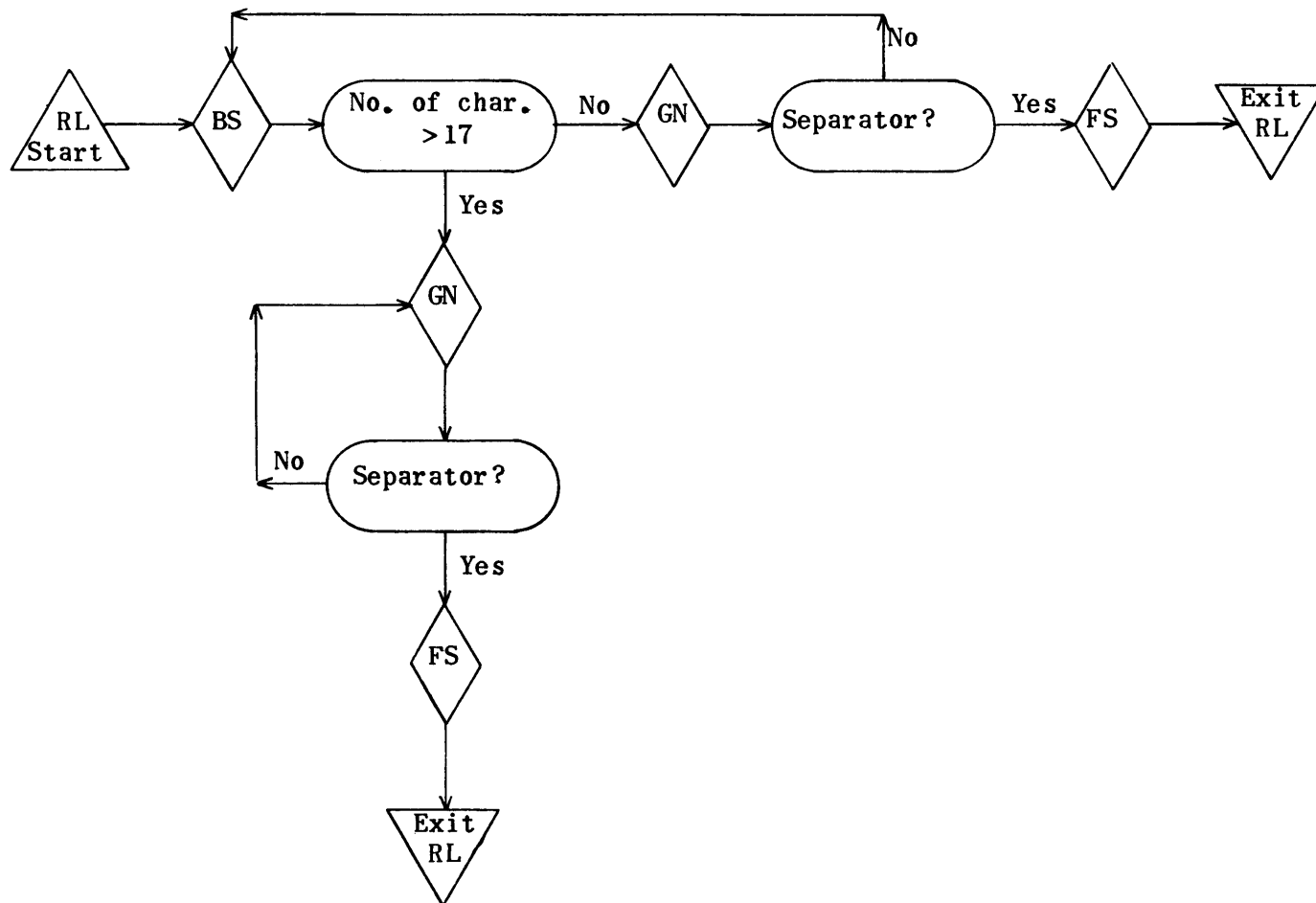
(d) Get Next Character (GN)



(e) Get Next Symbol (SY)

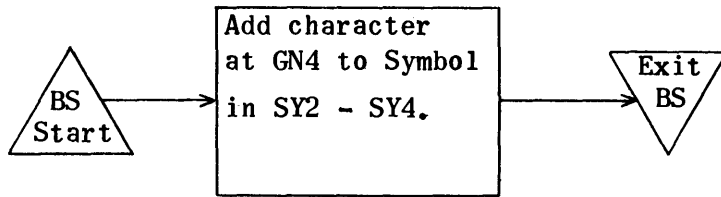


(f) Get Rest of Lower Symbol (RL)

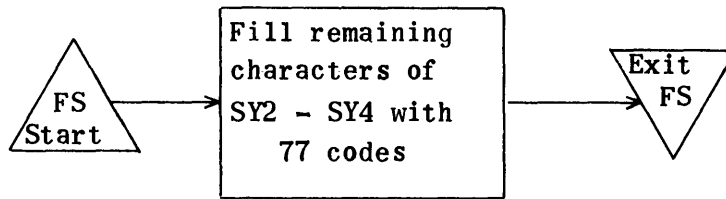


(9) The Get Rest of Superscript Symbol (RU) is the same as above except that the characters which are separators are somewhat different.

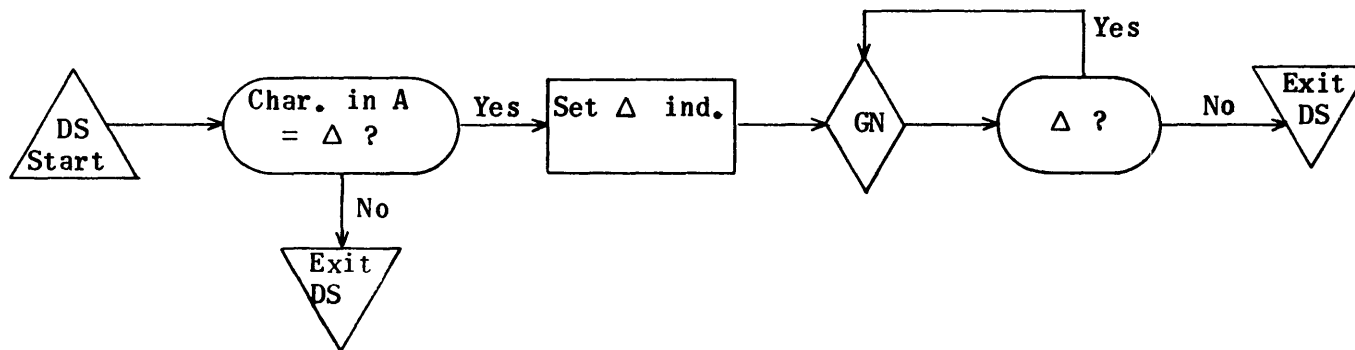
(h) Build Symbol (BS)



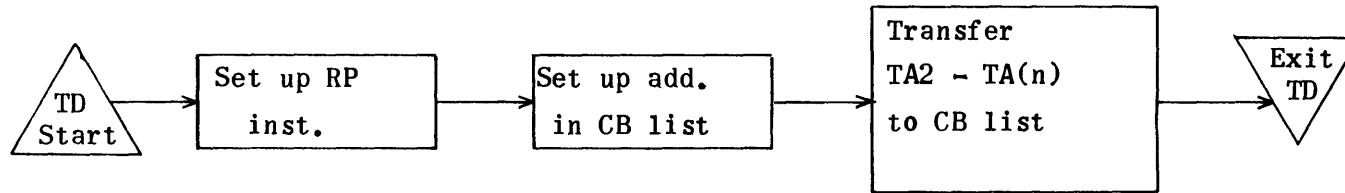
(i) Fill Symbol (FS)



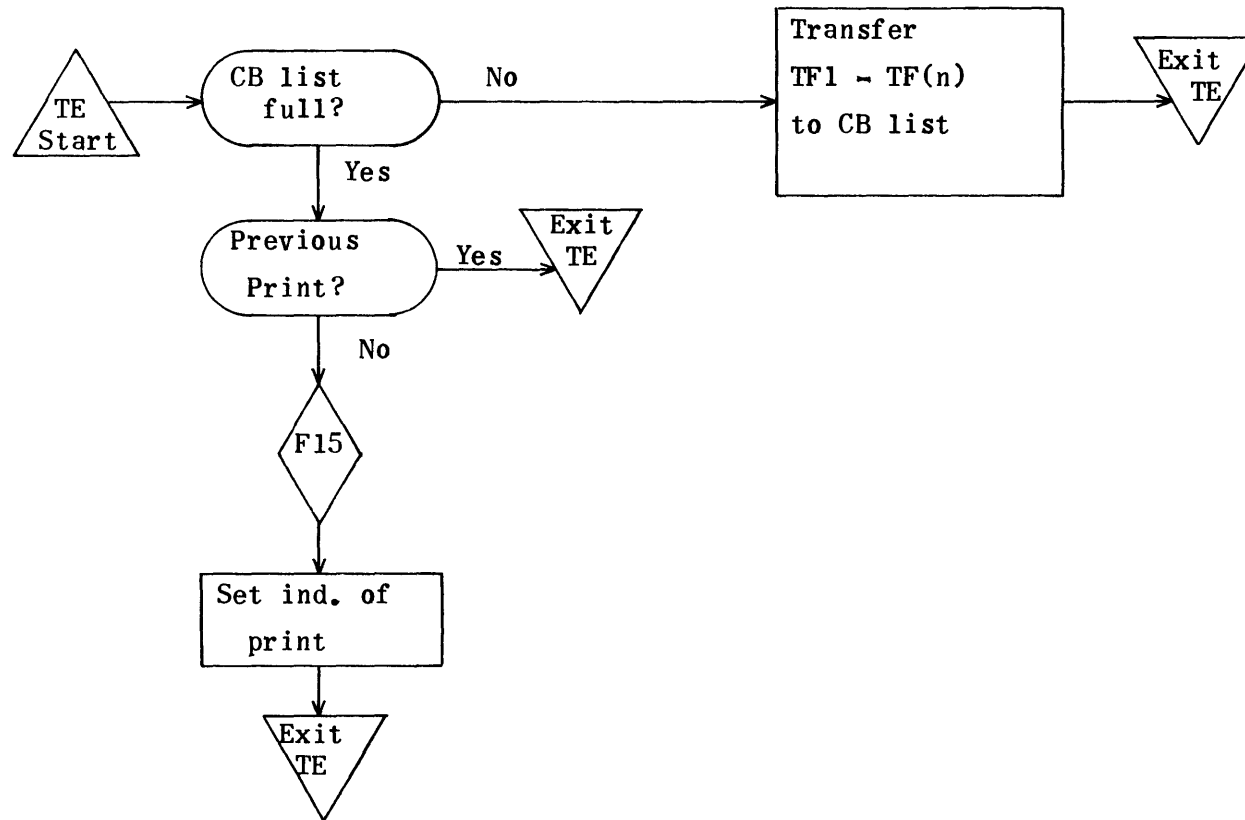
(j) Delete Spaces (DS)



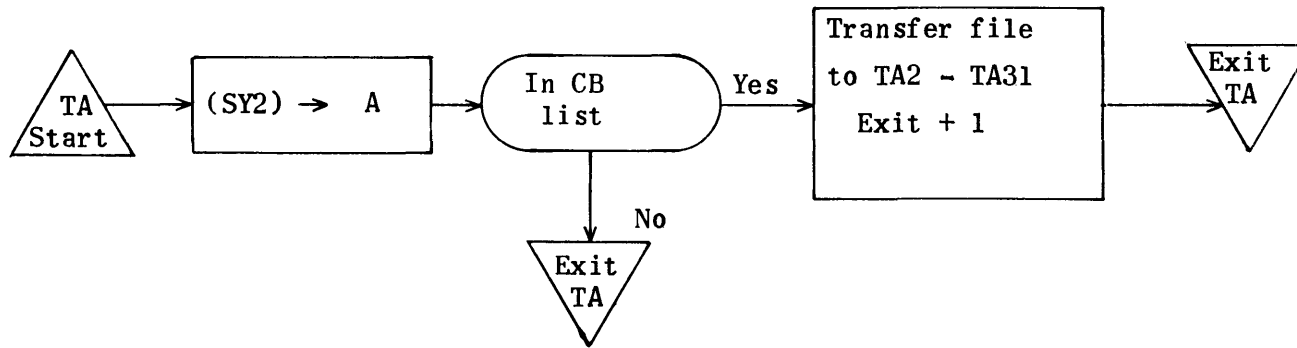
(k) Send File Back to Combination List (TD)



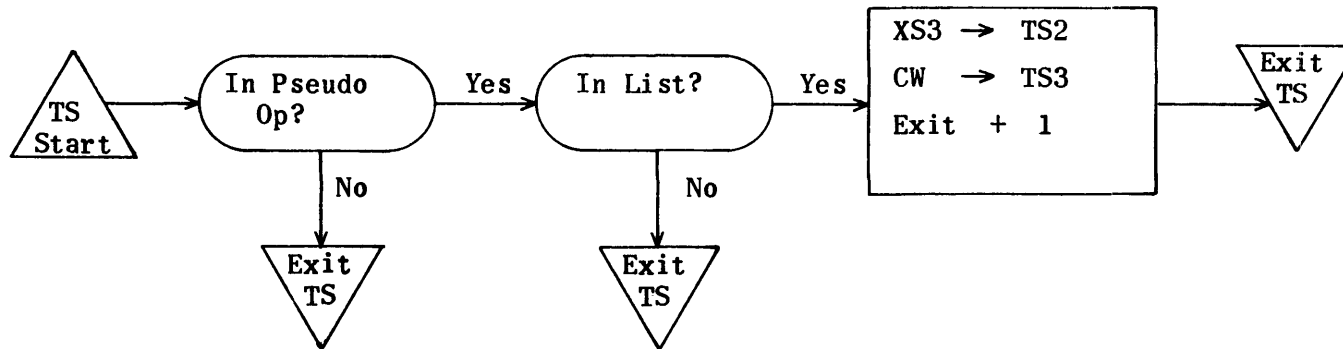
(l) Add File to CB List (TE)



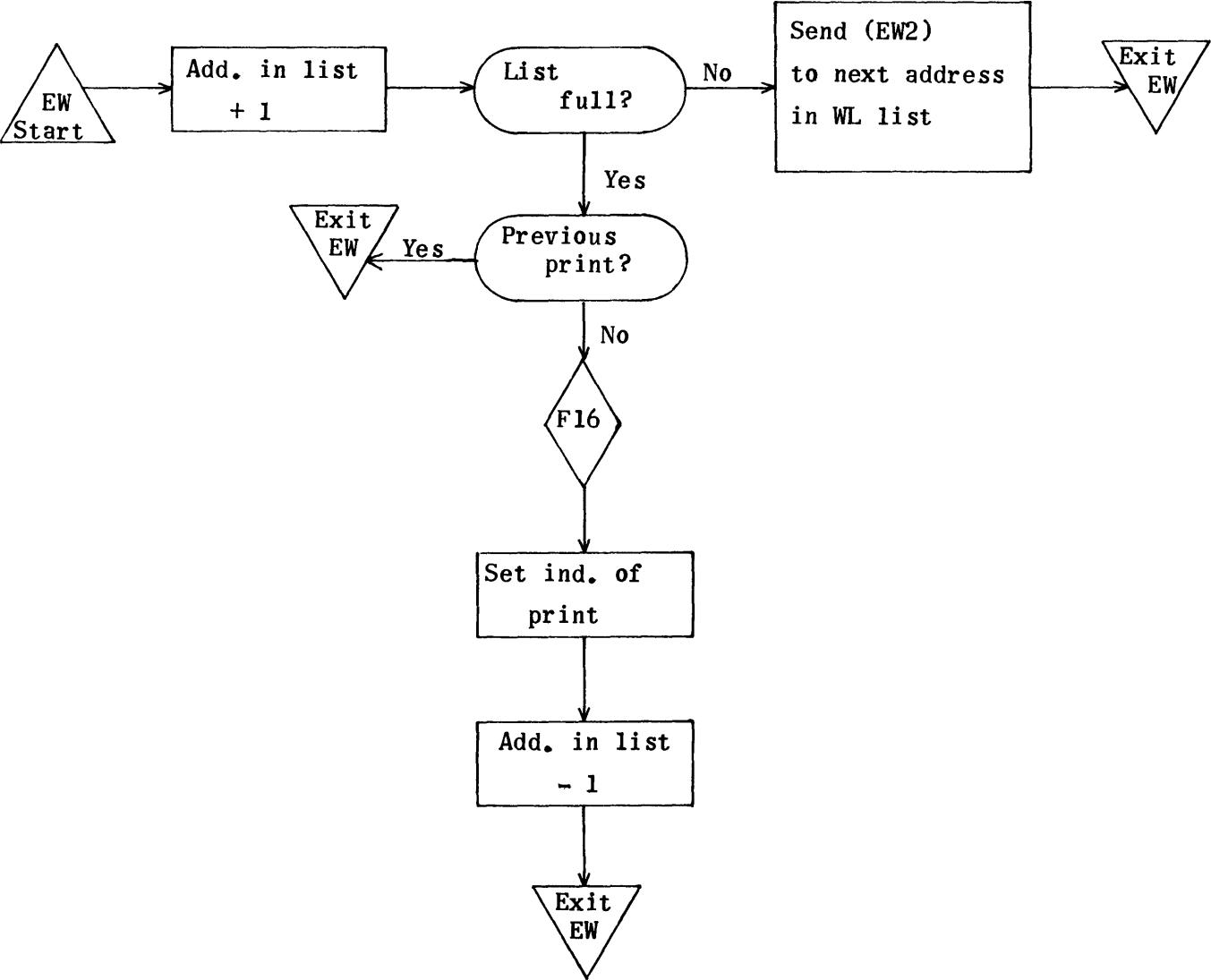
(m) Get File from CB List (TA)



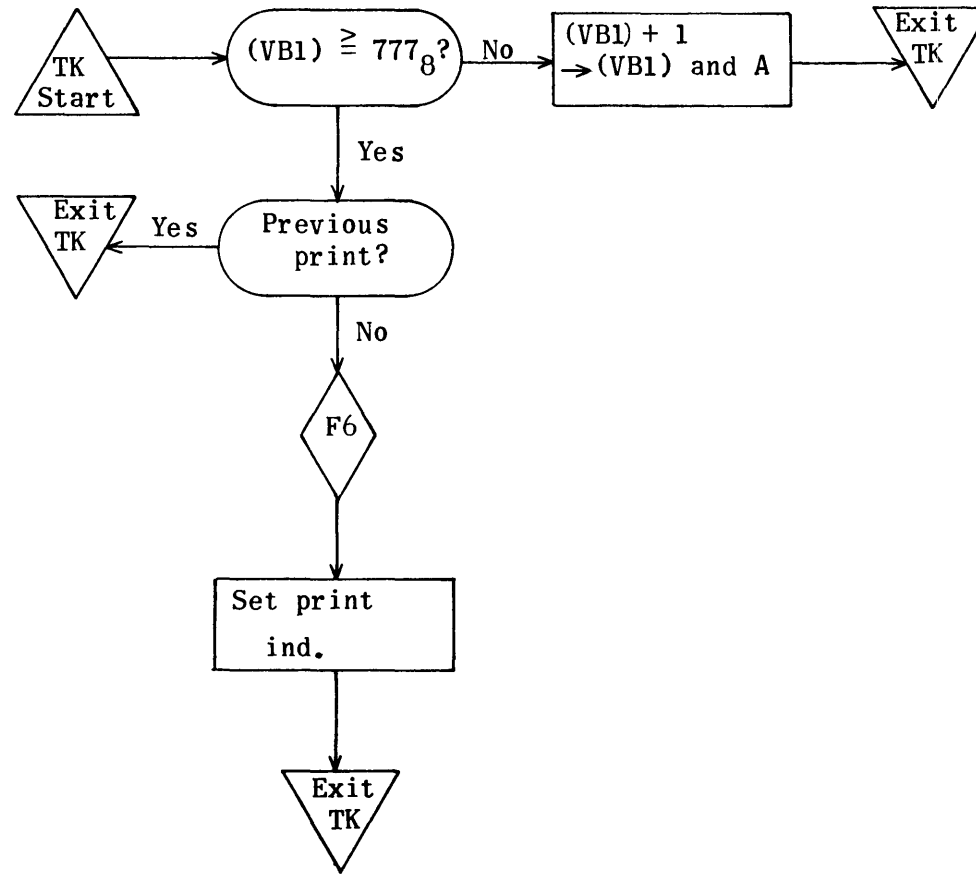
(n) Get Call Word from Pseudo Operation Dummy List (TS)



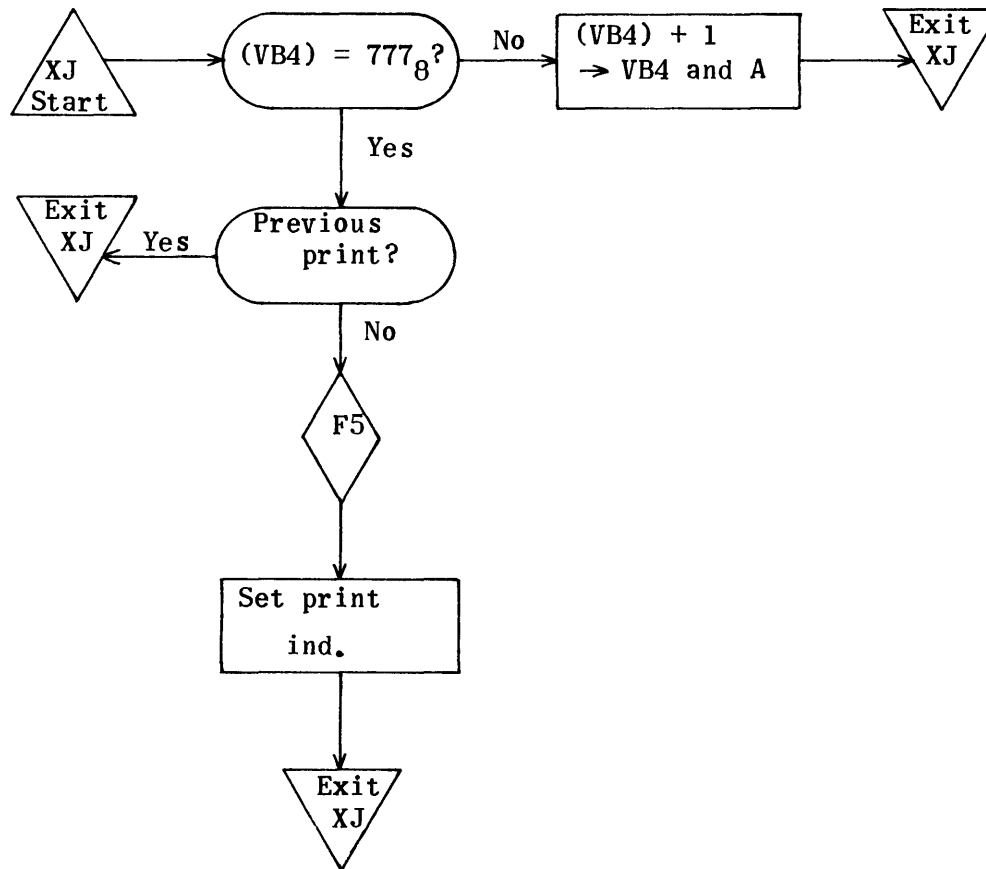
(o) Send Call Word to Translation List (EW)



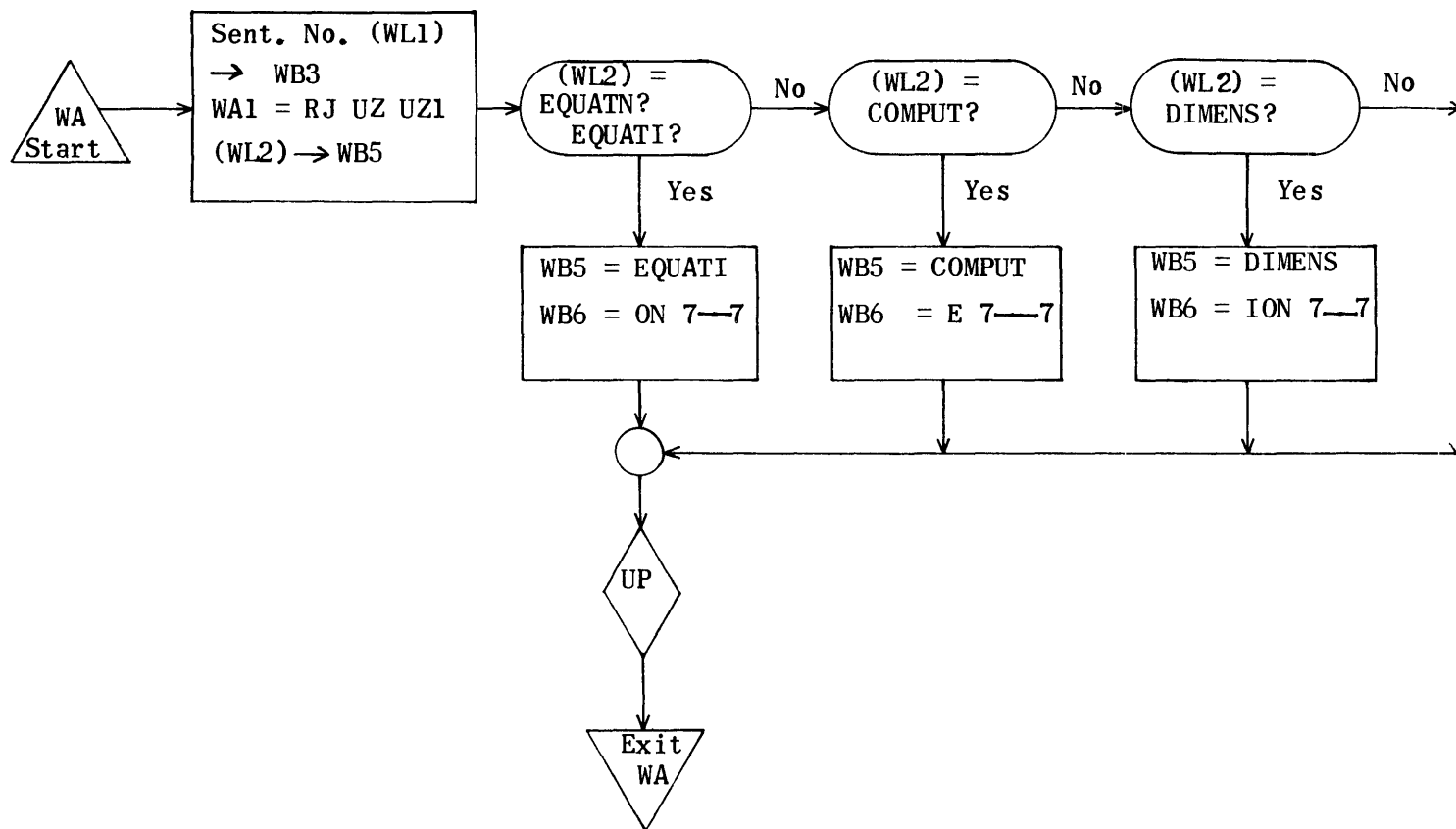
(p) Increase 66XXX, 65XXX, 64XXX Call Word Counter (TK)



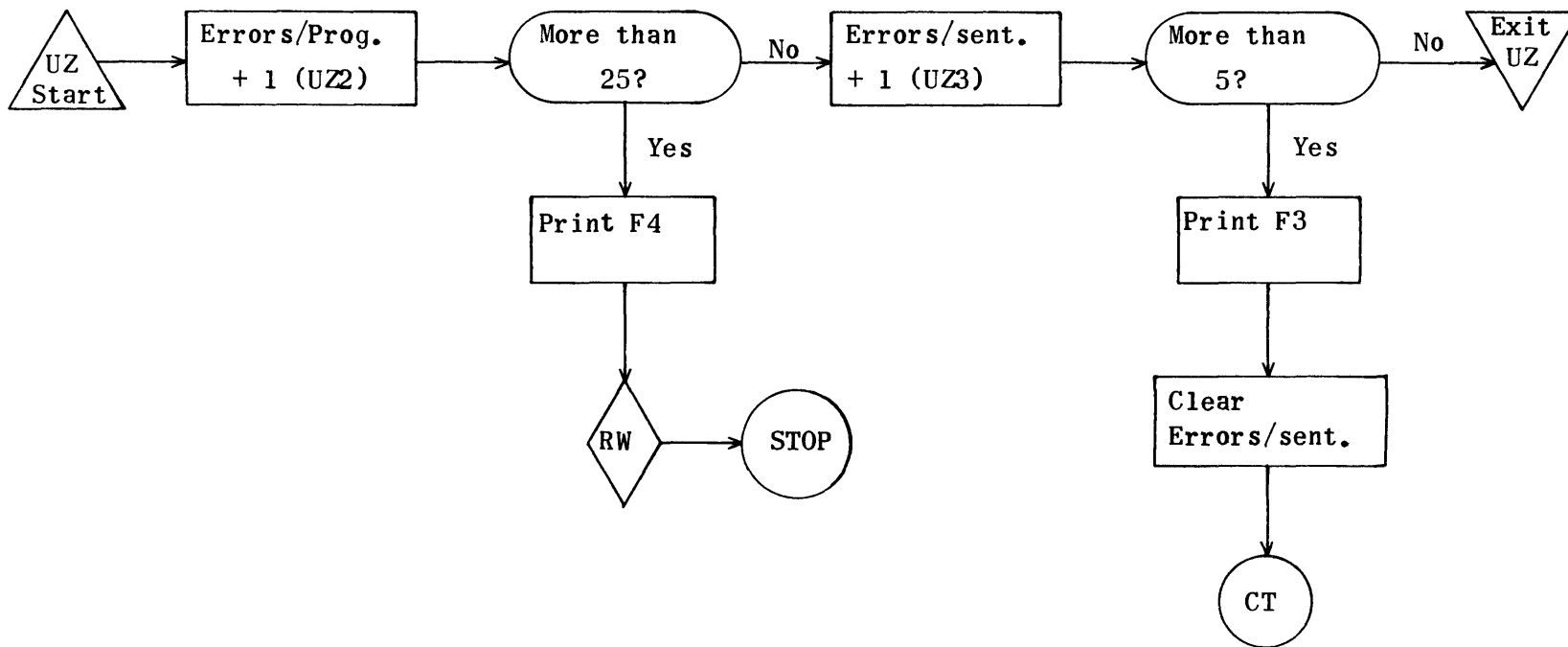
(q) Increase 26XXX, 27XXX, 22XXX Sentence CW Counter (XJ)



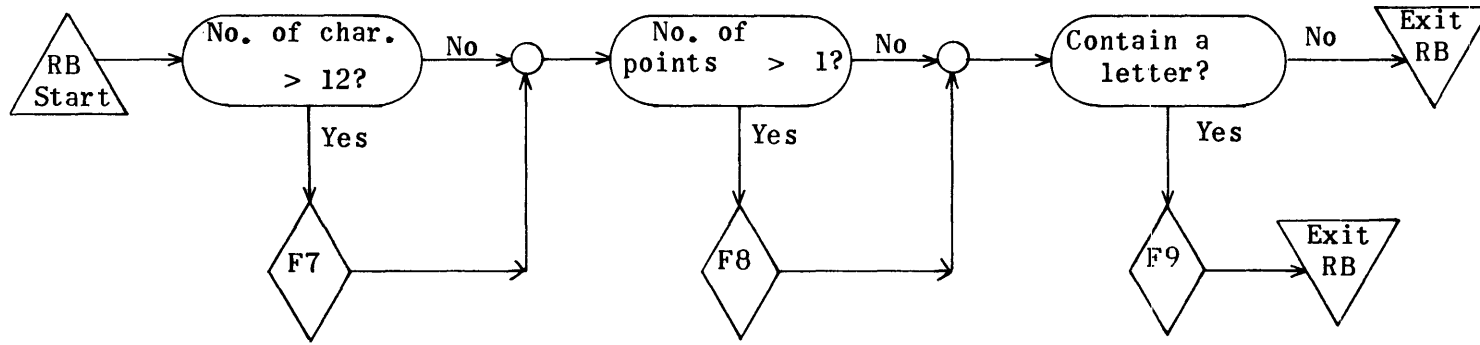
(r) Print Error Heading (WA)



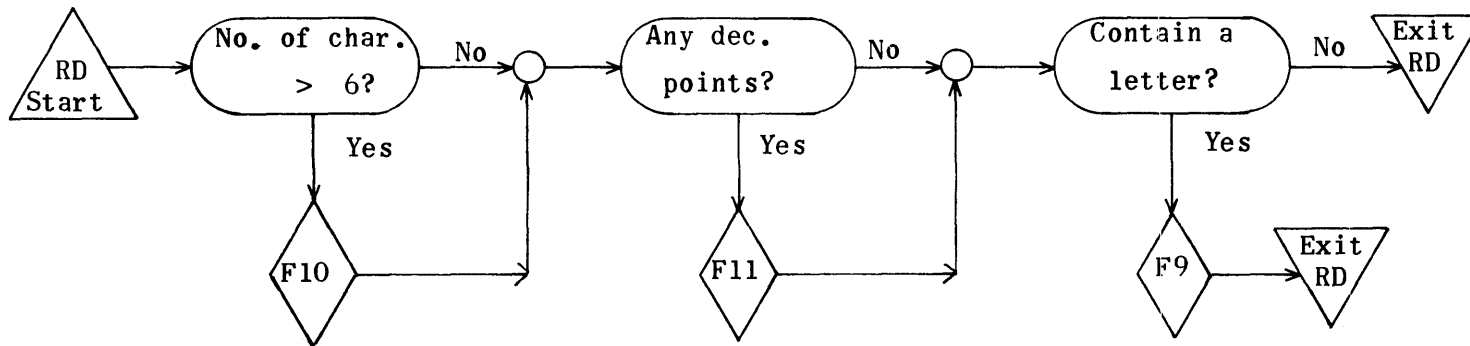
(s) Error Routine (UZ)



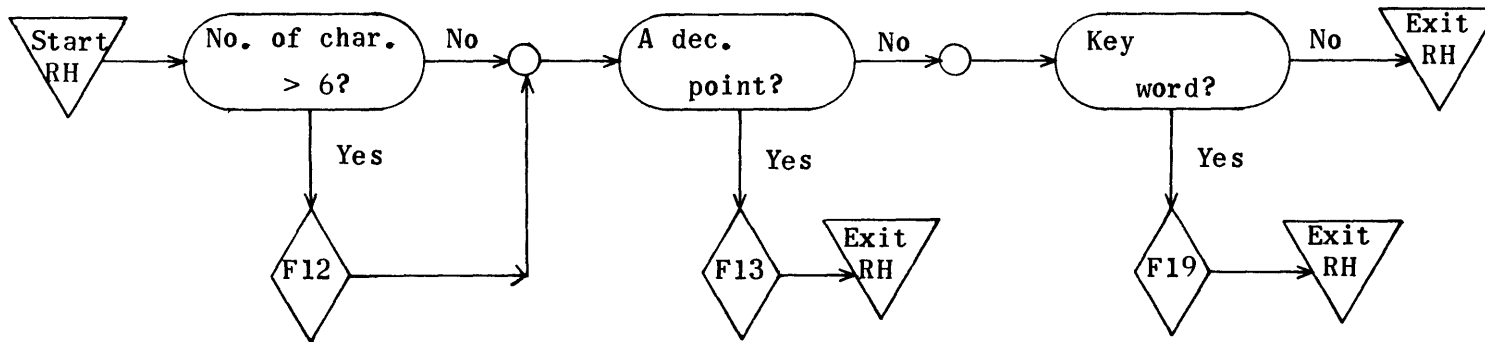
(t) Check Floating Point Constant (RB)



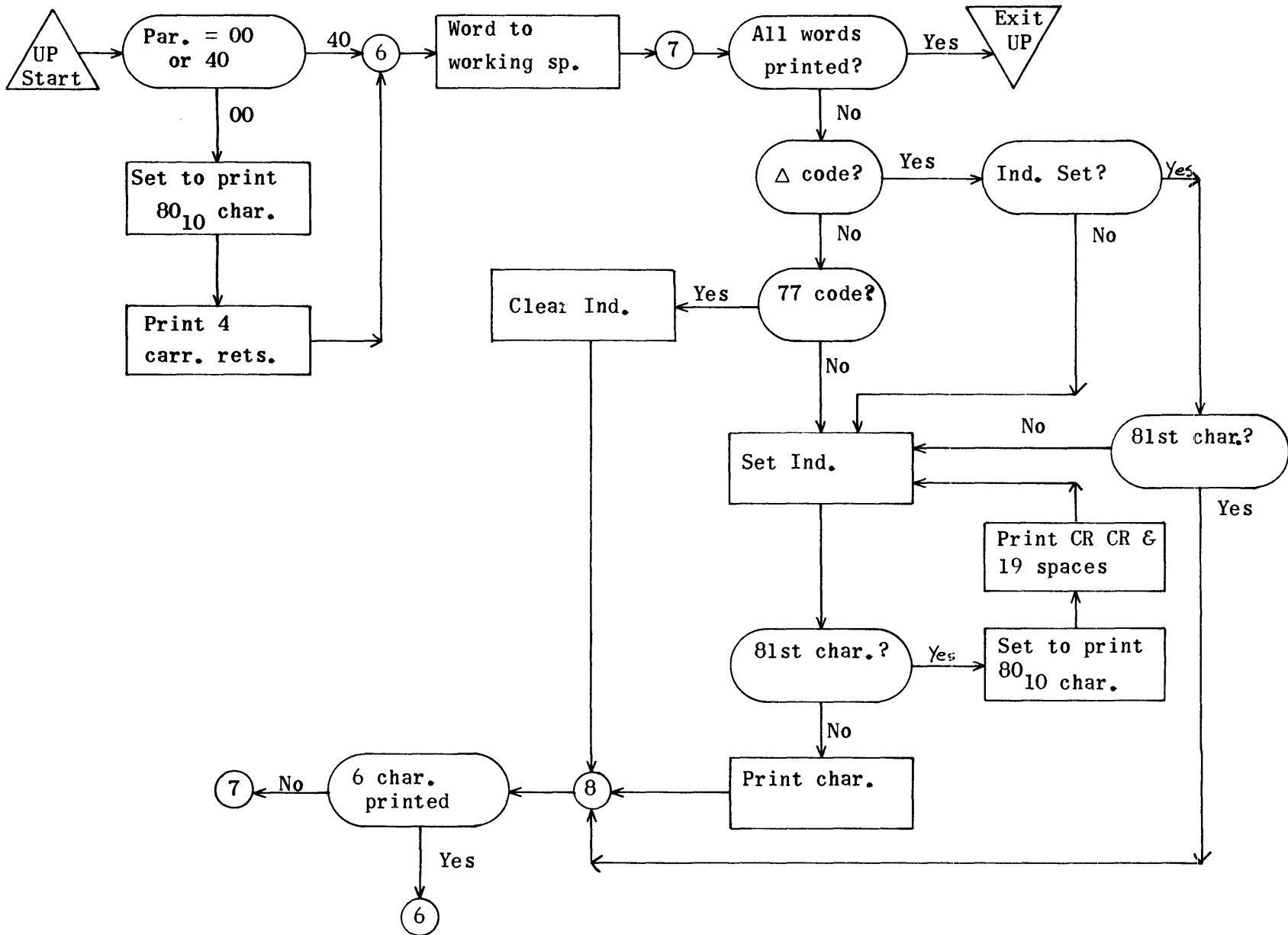
(u) Check Fixed Point Constant (RD)



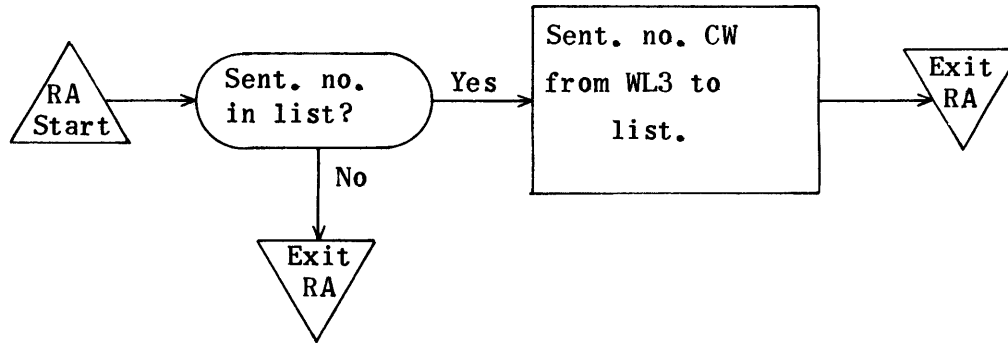
(v) Check Variable Type Symbol (RH)



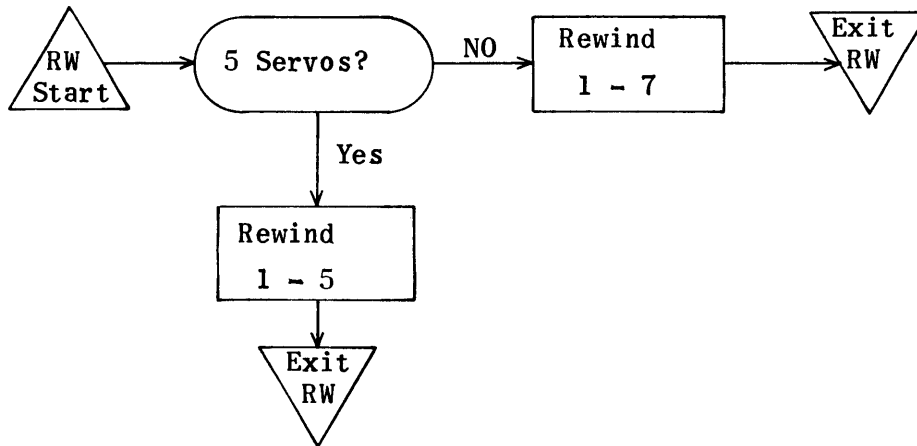
(w) Print Text (UP)



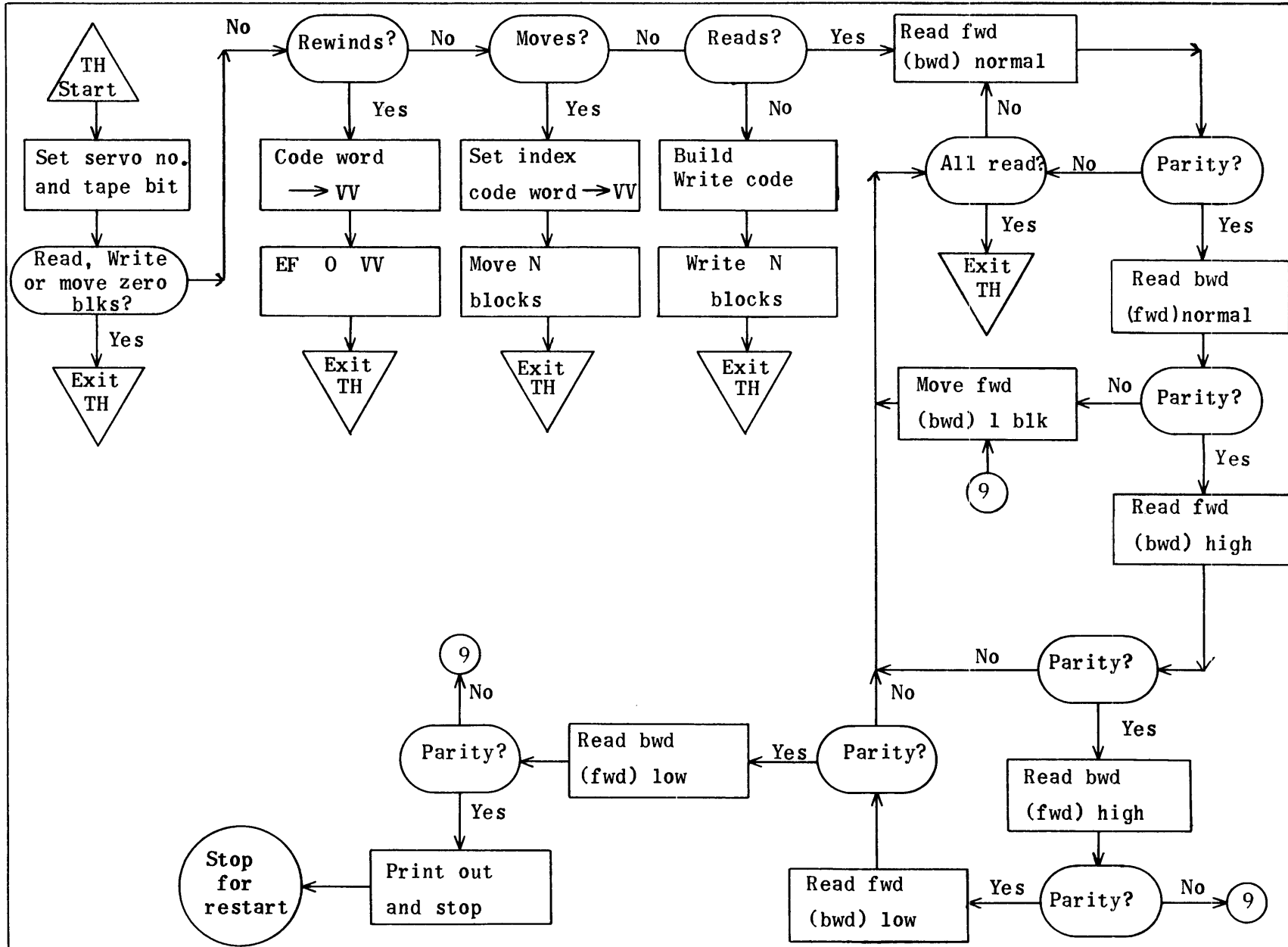
(x) Put Call Word in Sentence Number Reference List (RA)



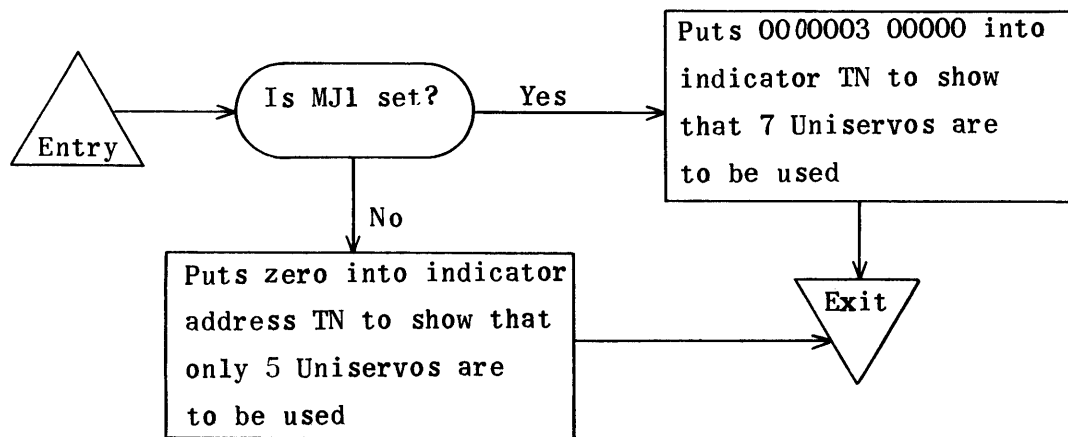
(y) Rewind All Tapes (RW)



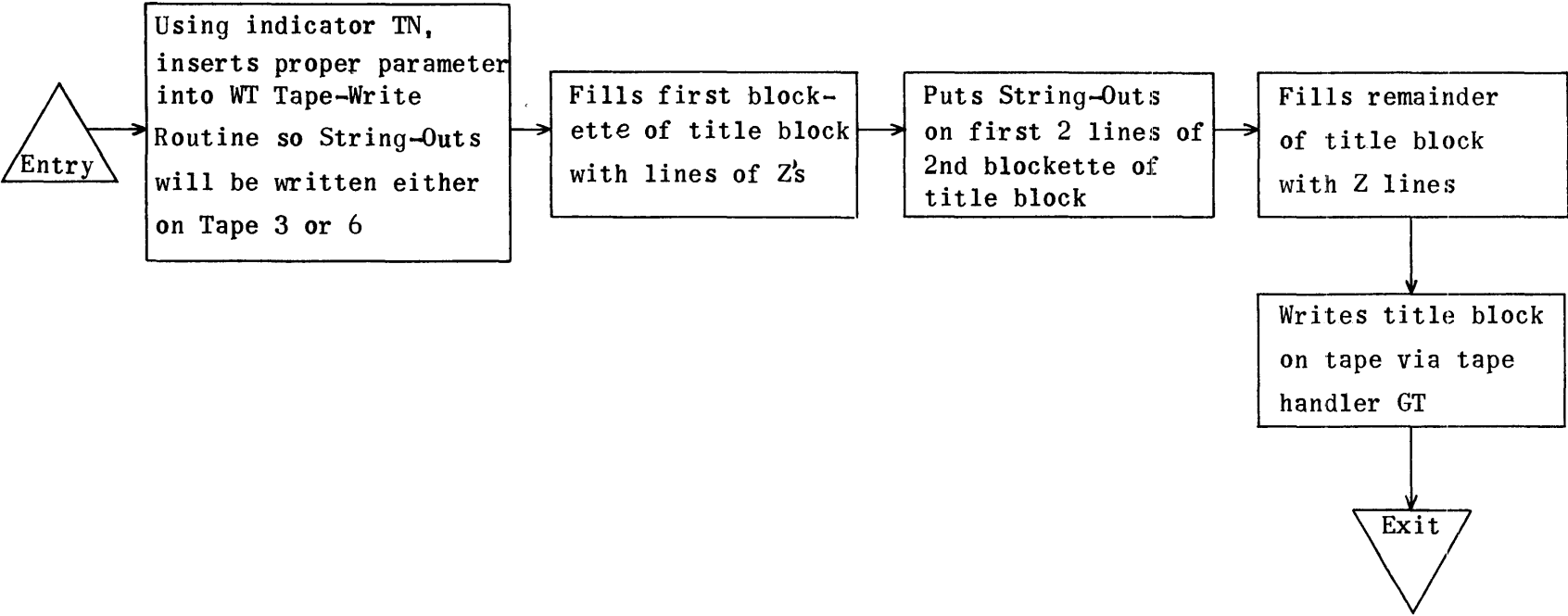
(z) Tape Handlers (TH) 1105 and 1103A



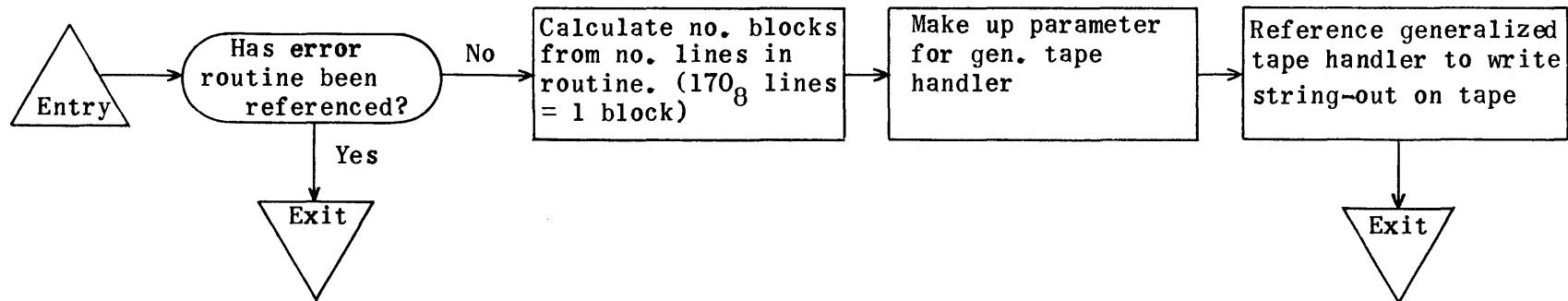
(aa) Routine To Set TN Indicator for 5 or 7 (MJ1) Uniservos (OT)



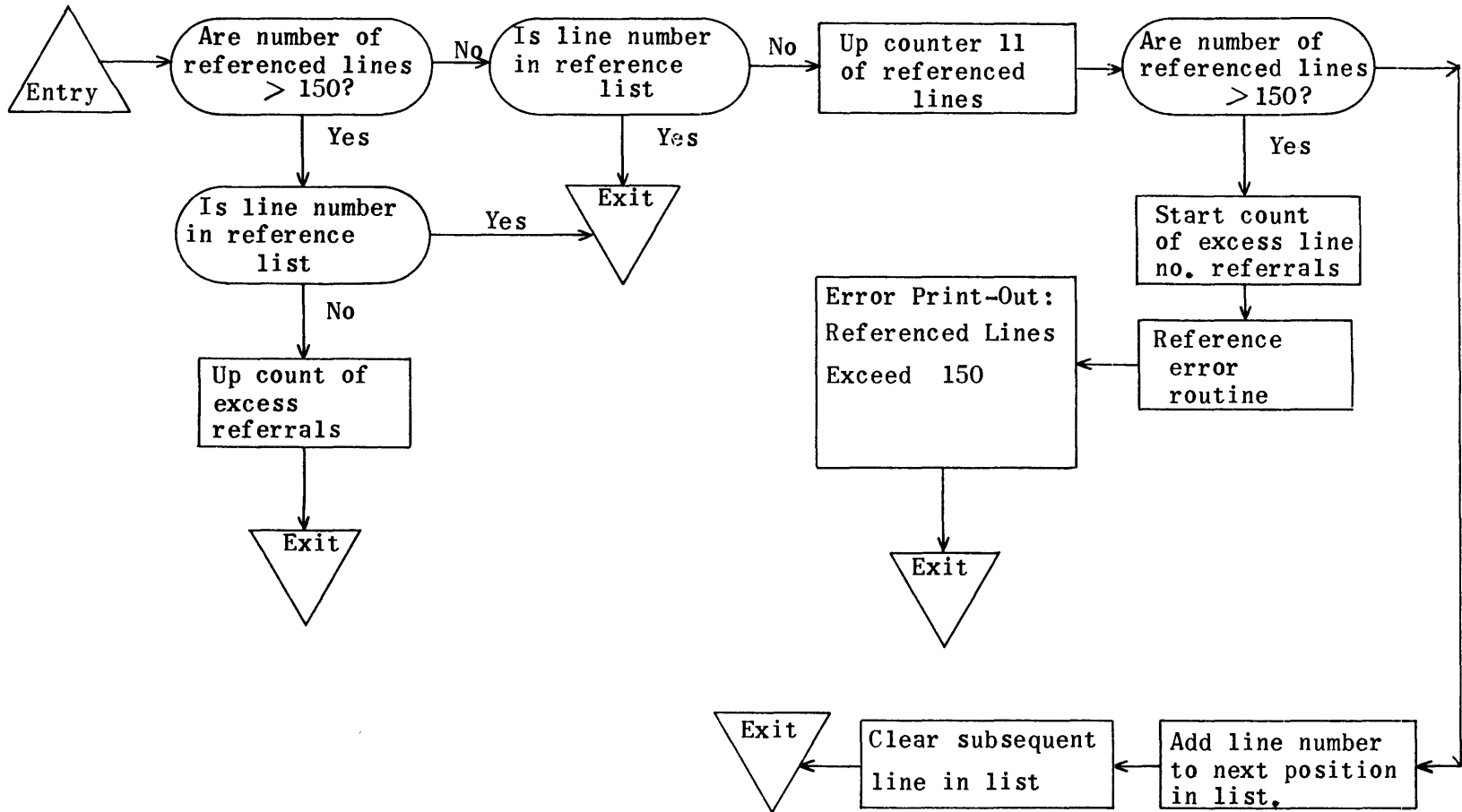
Routine To Write Title Block of String-Out Tape and Select Proper Parameter for
WT Tape-Write Routine Depending on Value in TN or Availability of 5 or 7 Uniservos (UB)



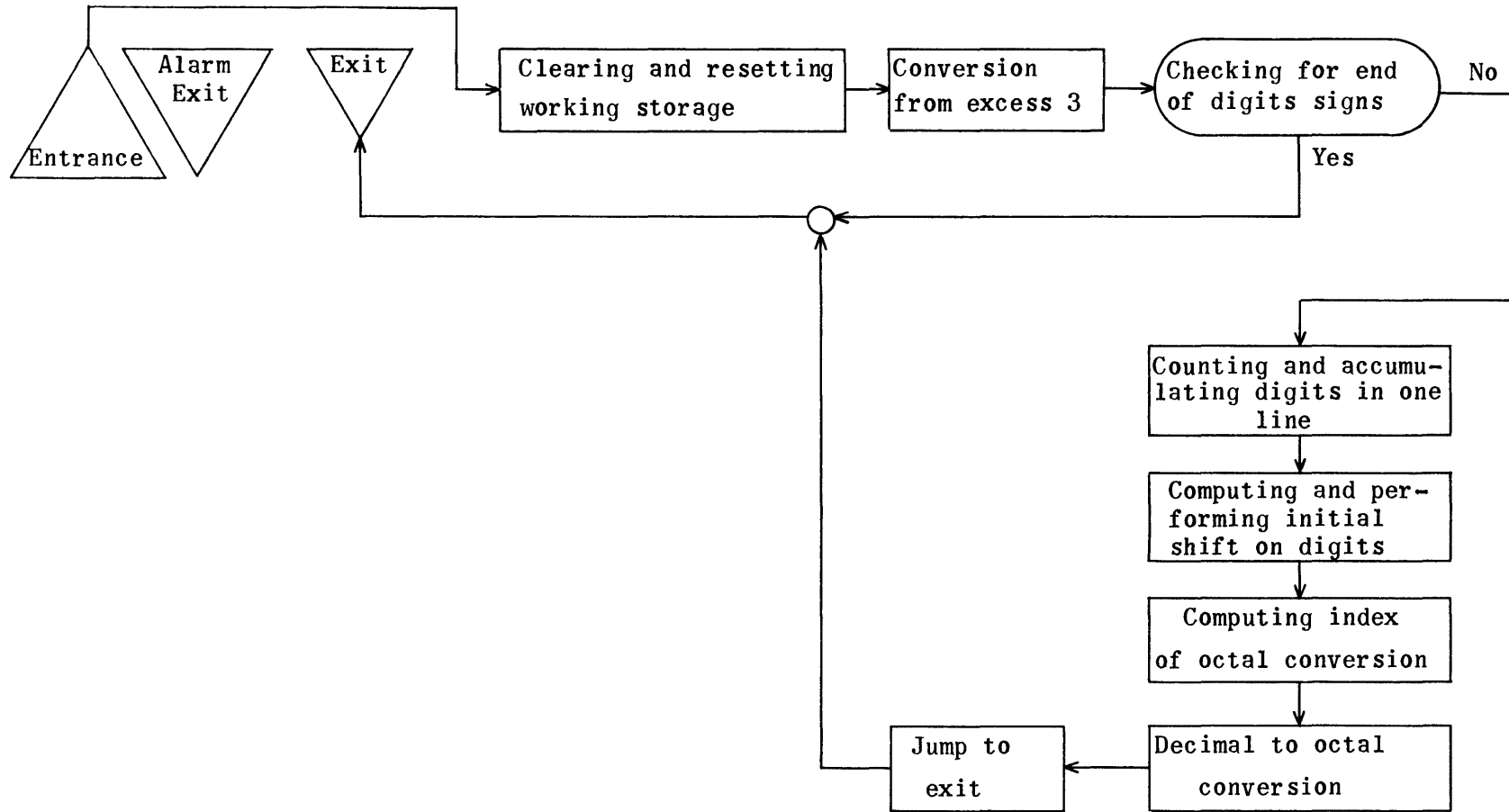
(ab) Translation Tape Write Routine (SS or WT)



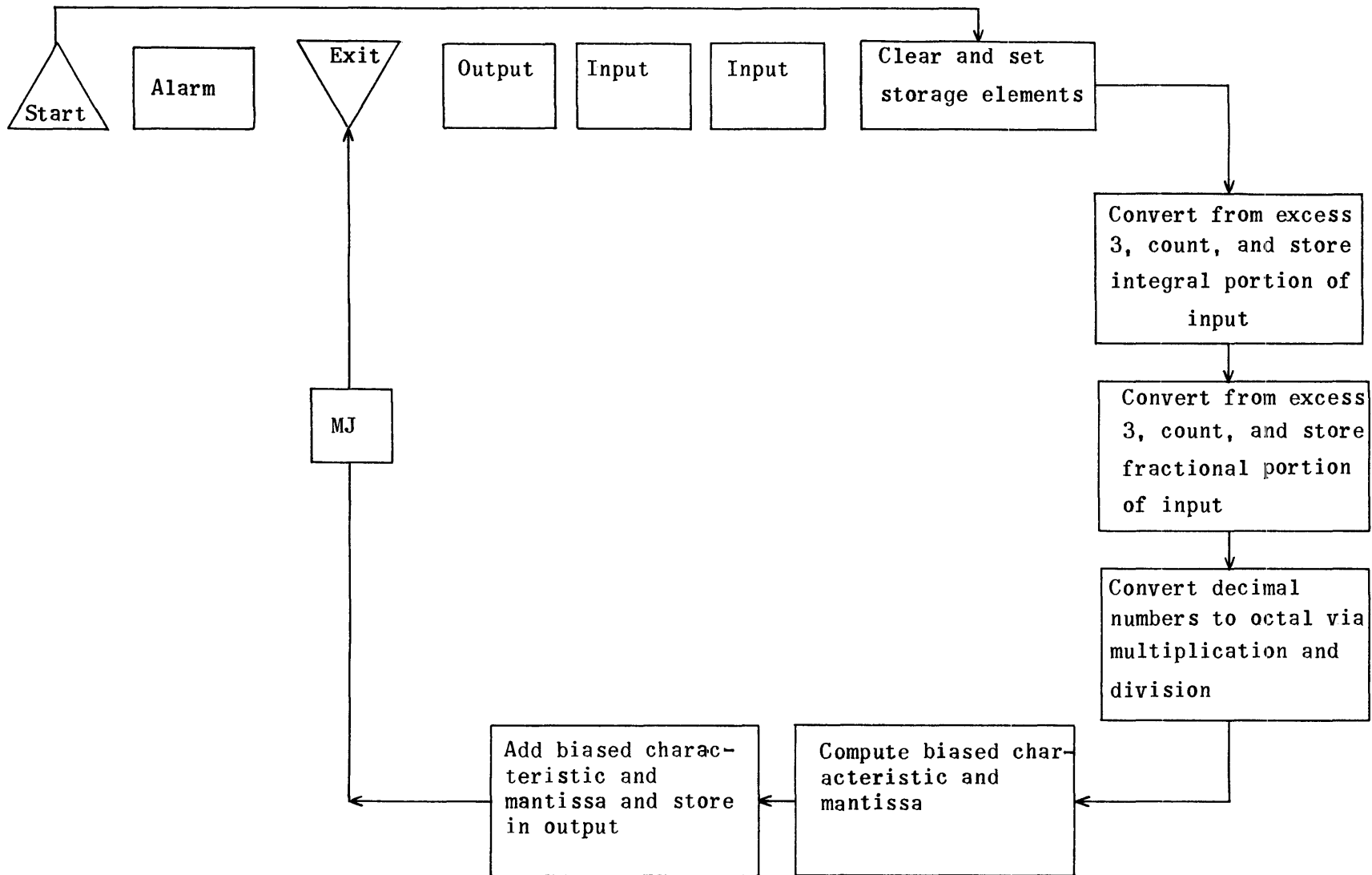
(ac) Put Referenced Sentence Number Into List IZ (IX)



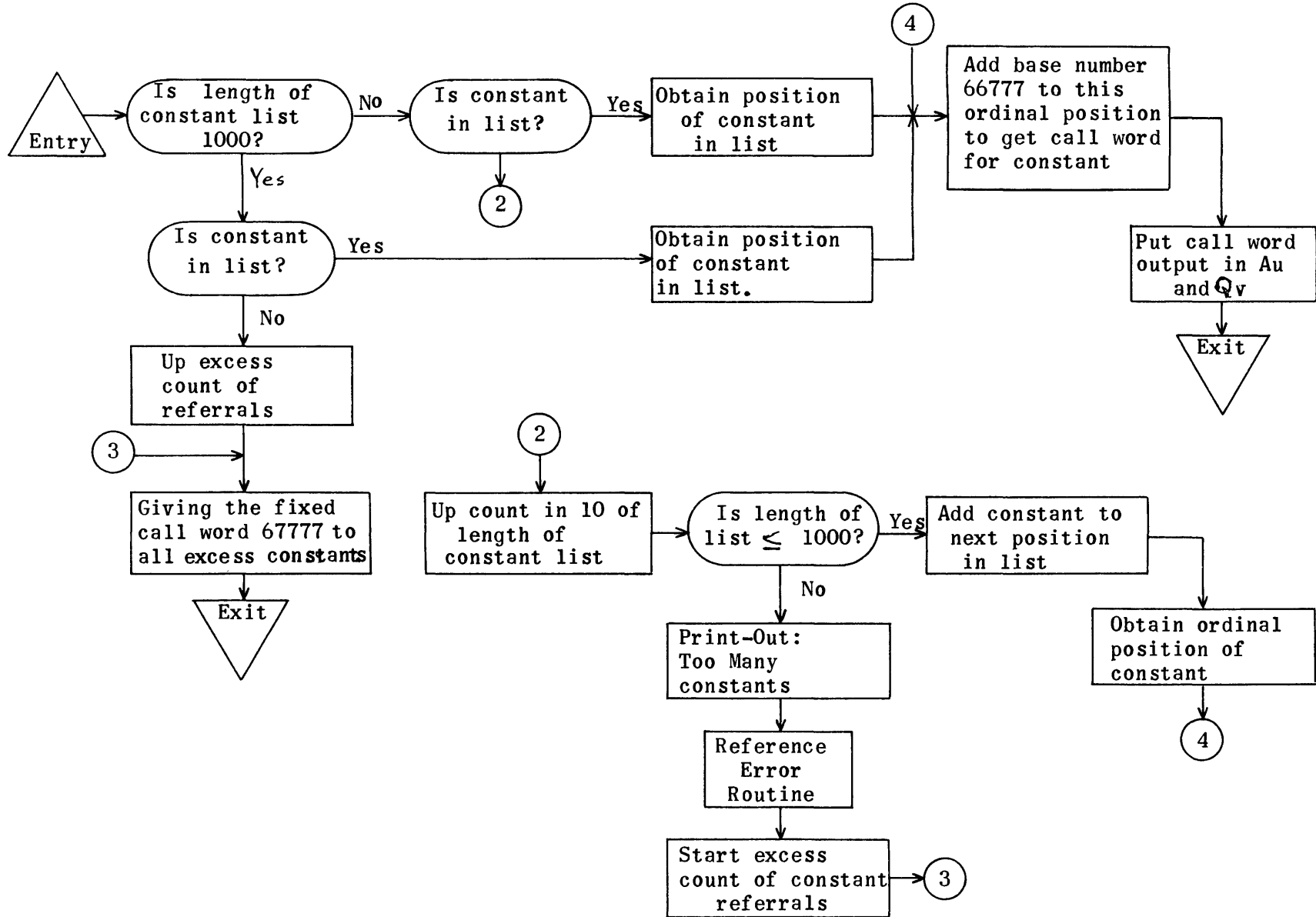
(ad) Excess-Three Decimal to Octal (RS)



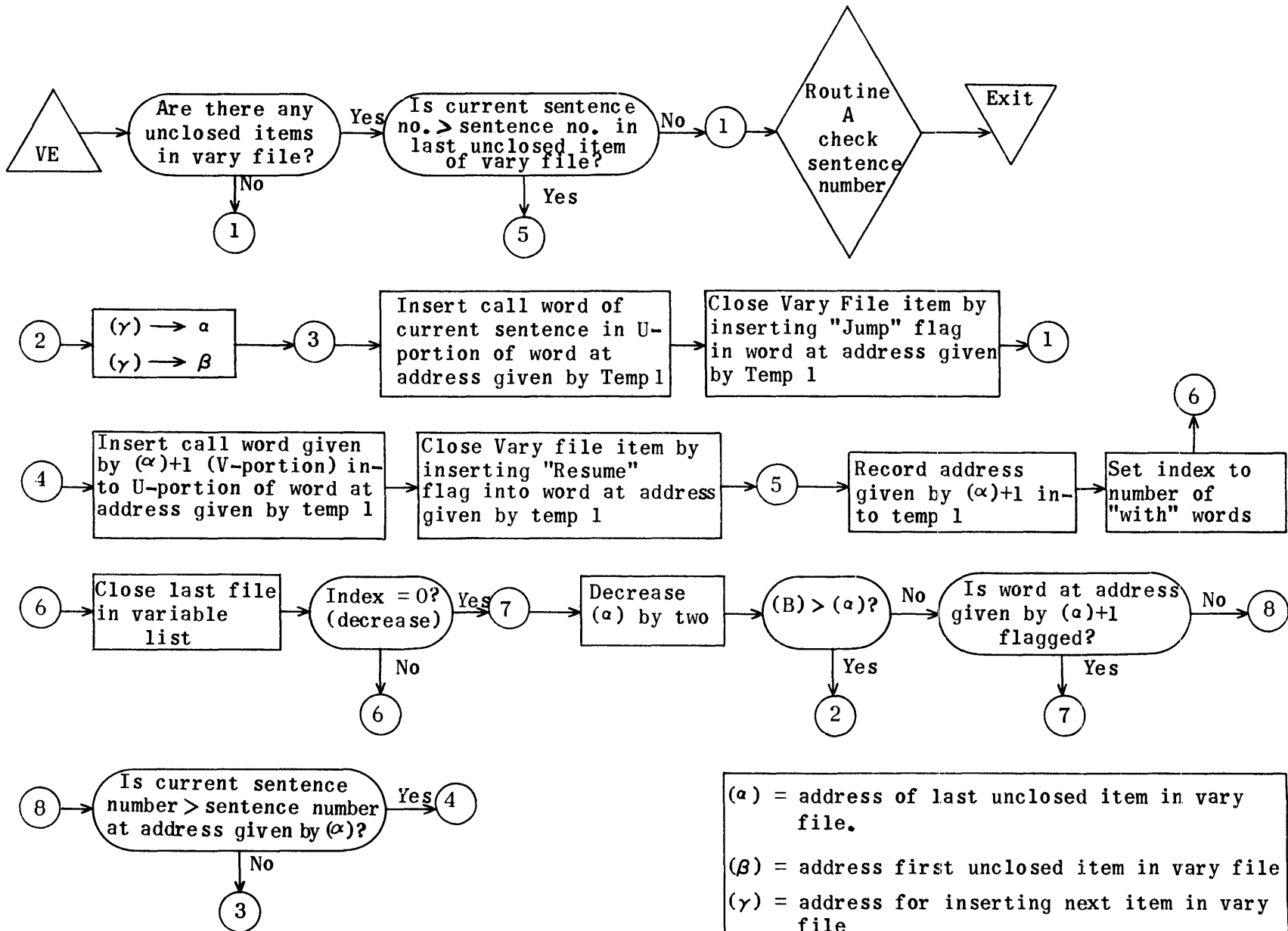
(ae) Excess-Three Decimal to Floating Point (GG)



(af) Assign Constant Call Word (GW)



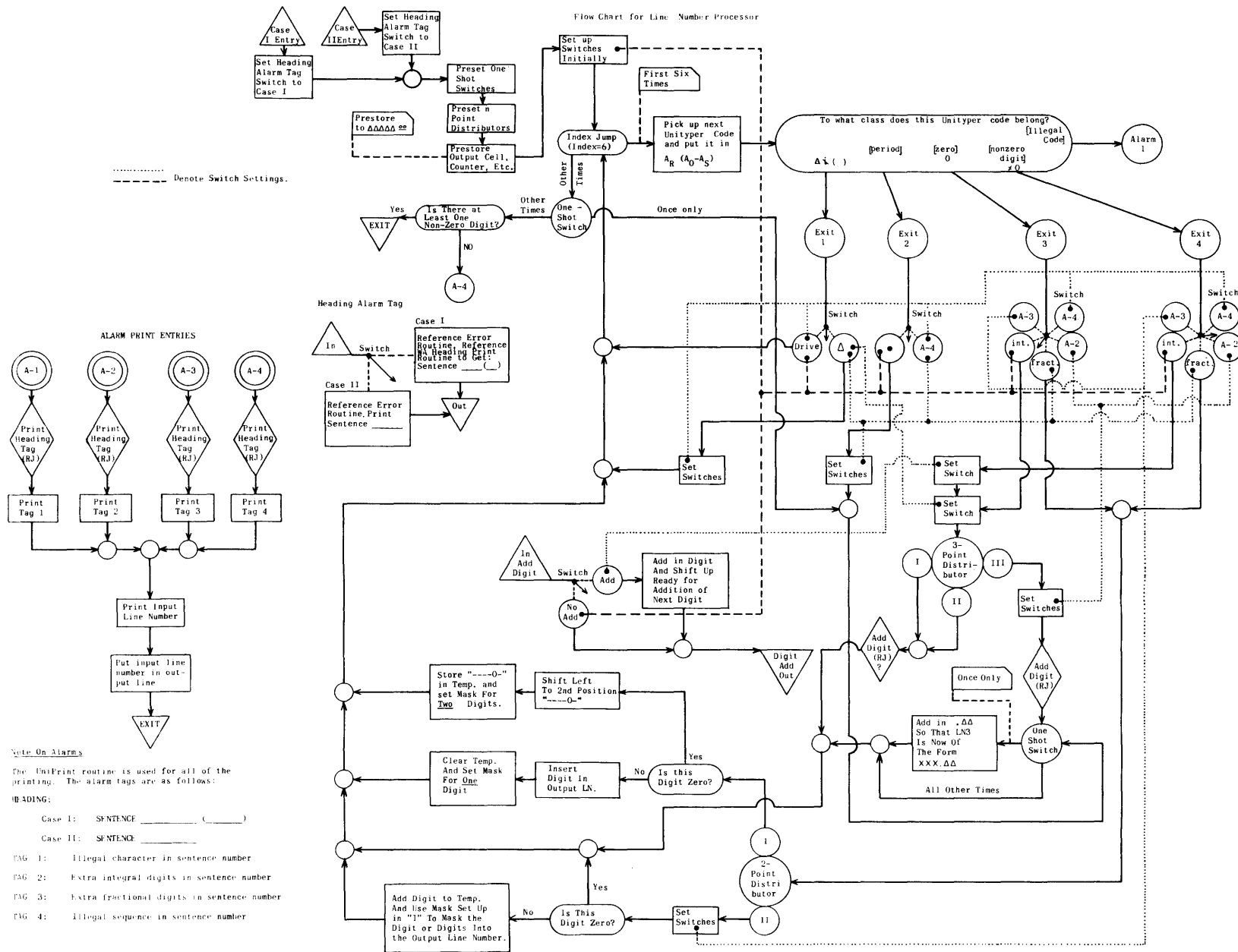
(ag) Close VARY File (VE)



Close Vary File and Variable List

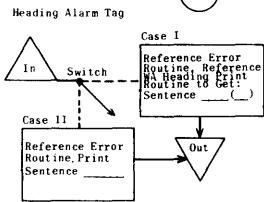
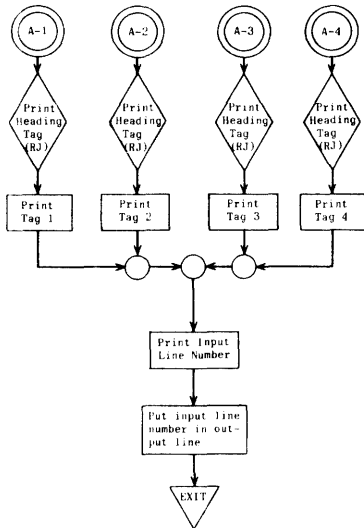
(α) = address of last unclosed item in vary file.
 (β) = address first unclosed item in vary file
 (γ) = address for inserting next item in vary file

Flow Chart for Line Number Processor



..... Denote Switch Settings.

ALARM PRINT ENTRIES



Note On Alarms

The UnitPrint routine is used for all of the printing. The alarm tags are as follows:

HEADING:

Case I: SENTENCE _____ (____)

Case II: SENTENCE _____

- TAG 1: Illegal character in sentence number
- TAG 2: Extra integral digits in sentence number
- TAG 3: Extra fractional digits in sentence number
- TAG 4: Illegal sequence in sentence number

(10) Coding of Translation Subroutines
(a) Regions Setup Translation
(Translation Subroutine Regions necessary also)

ZZ7230

40

CE7270

41

ZY7331

44

ZC7375

41

7436

BB7116

CR5075

Entrance dim #2

OQ4400

Entrance dim #1 - 1

OV37020

No. wds in buffer for RP3

OZ75413

= FA + 3 x (no. wds in buffer)

OY30165

No. wds in last blk of translators

TI7610

Tape image

Setup Translation Phase
(the 2 blocks after the merge)

	IA	ZZ			7230
0	TP	CE32	BB2	}	Read in 2nd blk
1	RJ	BB	BB1		
2	TP	CE36	CE35		Set index
3	TV	CE37	ZZ7		Set address
4	TP	CE3	ZC2	}	Read 30 ₁₀ of S.O. → drum
5	RJ	ZC	ZC1		
6	RP	OV	ZZ10		
7	TP	1	(30000)		
10	RA	ZZ7	CE40		Increase address
11	IJ	CE35	ZZ4		Read 90 ₁₀ blks → drum
12	TP	CE4	ZC2	}	Last of S.O. → drum
13	RJ	ZC	ZC1		
14	RP	OY	ZZ16		
15	TP	1	OZ		
16	TP	CE33	BB2	}	FC → drum
17	RJ	BB	BB1		
20	RP	30100	ZZ22		
21	TP	TI	FC		
22	TP	CE5	ZC2		Read in S.O.S.
23	RJ	ZC	ZC1		
24	TP	CE34	TH3		Read in dim. # 1 & # 2
25	RJ	TH2	TH		
26	RJ	ZY	ZY1		Setup S.O.S.
27	TP	CE6	TH3	}	Move # 5 fwd 1 blk
30	RJ	TH2	TH		
31	RJ	GS	GS1		
32	RJ	SY	SY1		Get sentence
33	EJ	CE7	ZZ35		Get sym → A
34	MJ	0	CR		DIMENS → ZZ35 no ↓
35	TP	SY2	WL2		→ Dim. # 2
36	RJ	SS	SS1		WL2 = DIMENS
37	MJ	0	OQ1		Send S.O. → tape
	CA	ZZ40			→ dim. # 1

Constants

0	IA	CE			
0	0	0	0	Zero	
1	0	0	1	One in V	
2	0	1	0	One in U	
3	0	1	7020	S.O. parameters	30 ₁₀ blks
4	0	1	165	Last S.O. par.	
5	0	TH	ZS27	S.O.S. par.	
6	30	105	0	Move # 5 fwd 1 blk	
7	27	34473	05065	D I M E N S	
10	0	0	37700	VBO	
11	0	20000	0		
12	77	77777	77776	VB1 - VB4	
13	0	CB1	CB1		
14	0	BF165	BF165		
15	01	22777	77777	Δ .	
16	0	VL1	VL1		
17	0	CE20	12		
20	01	01010	10101	Δ Δ Δ Δ Δ Δ	
21	52	24656	50134	P A S S Δ I	
22	22	01010	10101	. Δ Δ Δ Δ Δ	
23	01	66542	45065	Δ T R A N S	
24	46	24663	45150	L A T I O N	
25	02	02305	45451	- - E R R O	
26	54	01273	06630	R Δ D E T E	
27	26	66345	15001	C T I O N Δ	
30	24	50270	17124	A N D Δ W A	
31	54	50345	03265	R N I N G S	
32	0	170	ZZ170	Read 2nd blk	
33	0	170	TI	Read in FC	
34	50	00401	0Q	Dim. # 1 & # 2 par.	
35	0	0	0	Index	
36	0	0	2	Set index	
37	0	0	FA		
40	0	0	7020		
	CA	CE41			

Setup Translation Subroutines

0	IA	ZY		Exit
1	MJ	0	(30000)	Start, VB = 0 0 37700
2	TP	CE10	VB	
3	RP	10004	ZY4	} = -1
4	TP	CE12	VB1	
5	TP	CE13	TE2	TE2 = 0 CB1 CB1
6	TP	CE11	CB	CB = 0 20000 0
7	TP	CE14	GN2	GN2 = 0 BF165 BF165
10	RP	10004	ZY11	} = 0
11	TP	CE	GN3	
12	TP	CE15	SY2	SY2 = Δ.
13	TP	CE	EW4	} = 0
14	TP	CE	TE3	
15	TP	CE	TS4	
16	TP	CE	UZ2	
17	TP	CE	UZ3	
20	TP	CE	TK2	} = 0
21	TP	CE	XJ2	
22	TP	CE	VD	= 0
23	RP	10017	ZY24	= 0
24	TP	CE	1	} = 0 20000 0
25	RP	10005	ZY26	
26	TP	CE11	5	
27	TP	CE	7	= 0
30	TP	CE	VD1	= 0
31	RJ	OT	OT1	} Set up TN, write heading on tape.
32	RJ	UB	UB1	
33	TP	CE1	13	No. blks = 1
34	TP	CE17	UP3	Print "Pass I etc."
35	RJ	UP2	UP	
36	TP	CE16	VL	VL = 0 VL1 VL1
37	TP	CE11	JN	JN = 0 20000 0
40	TP	CE11	WR	WR = 0 20000 0
41	TP	CE	FX13	= 0
42	TP	CE	IX47	= 0
43	TP	CE11	VF	= 0 20000 0
44	MJ	0	ZY	
	CA	ZY44		

Read n blks to storage

	IA	ZC		
0	MJ	0	(30000)	Exit
1	MJ	0	ZC3	
2	0	30000	30000	0 1st address last address
3	TP	ZC2	Q	Par. \rightarrow Q
4	QT	ZC34	ZC35	Store 1st address in u
5	LQ	Q	17	Last address \rightarrow Q_u
6	QT	ZC34	A	
7	ST	ZC35	A	} Last - 1st + 1 \rightarrow A_u
10	AT	ZC37	A	
11	LQ	Q	6	
12	TV	Q	BB2	1st add \rightarrow Q_v
13	DV	ZC40	ZC33	Set up 1st add.
14	TP	A	ZC32	$n/170_8 \rightarrow$ index
15	TP	Q	A	Store remainder
16	ZJ	ZC17	ZC26	} Quotient = 0 \rightarrow ZC26 no \downarrow
17	RS	ZC33	ZC36	
20	TU	ZC40	BB2	Index - 1
21	RJ	BB	BB1	No. wds = 170_8
22	RA	BB2	ZC31	Read blk
23	IJ	ZC33	ZC21	Address + 170_8
24	TP	ZC32	A	n blks
25	ZJ	ZC26	ZC	} Remainder = 0 \rightarrow exit no \downarrow
26	TU	ZC32	BB2	
27	RJ	BB	BB1	Remainder \rightarrow par.
30	MJ	0	ZC	Read remainder
31	0	0	170	Exit
32	0	0	0	120_{10}
33	0	0	0	Remainder
34	0	77777	0	Index
35	0	(30000)	0	
36	0	0	1	
37	0	1	0	
40	0	170	0	
	CA	ZC41		

(b) Translation Control

	IA	CT			
0	TP	WL2	A	}	PRINT → CT6
1	EJ	KB10	CT6		no ↓
2	TP	SY2	A		
3	EJ	KK55	CT6		Δ. → CT6 no ↓
4	RJ	SY	SY1		Sym → A
5	MJ	0	CT3		
6	RJ	GS	GS1		Get sent. 1
7	RJ	SY	SY1		Sym → A
10	EJ	KB	ZO		D I M E N S → ZO
11	TP	VD	A	}	After START → HA
12	ZJ	HA	CT13		Before ↓
13	TP	SY2	A		Sym → A
14	TP	KB27	WL2		WL2 = E Q U A T N
15	TP	SY7	Q	}	
16	QJ	CT17	UA		Var. type ↓ no → UA
17	EJ	KB1	FW30		S T A R T → FW30 no ↓
20	RP	20023	CT22	}	
21	EJ	KB	CT24		
22	RP	20004	HA33		
23	EJ	KB33	CT24		Key word ↓ no → HA33
24	RJ	UZ	UZ1	}	
25	TP	WL1	FA3		
26	TP	SY2	FA13		F1
27	TP	FA	UP3		
30	RJ	UP2	UP		
31	TP	SY2	A		Sym → A
32	EJ	KB16	FW24		END → FW24 no ↓
33	MJ	0	CT2		Return
34	RP	30004	FW24	}	
35	TP	KA20	WL		END heading → string
	CA	CT36			
	IA	ZO		}	
0	RJ	WA	WA1		
1	TP	NO10	UP3		F20
2	RJ	UP2	UP		
3	MJ	0	CT2		→ Control
	CA	ZO4			

After START Control

	IA	HA		
0	RJ	XJ	XJ1	Stm't CW + 1
1	TP	SY7	Q	} VAR, P.O., LIB ↓ no → UA
2	QJ	HA3	UA	
3	TP	SY2	A	
4	TP	A	WL2	} Sym → A → heading
5	EJ	KB2	HB	VARY → HB
6	TP	VB4	A	Stm't CW count → A
7	TP	TS4	Q	} In P.O. ↓ no → HA14
10	QJ	HA11	HA13	
11	AT	KB25	WL3	
12	MJ	0	HA14	Skip HA13
13	AT	KB24	WL3	CW = 27XXX
14	RJ	VE	VE1	Routine A
15	TP	SY2	A	Sym → A
16	EJ	KB3	FW	Compute
17	EJ	KB4	FW2	Read
20	EJ	KB6	FW4	Type
21	EJ	KB7	FW6	List
22	EJ	KB10	FW10	Print
23	EJ	KB11	FW12	If
24	EJ	KB12	FW14	Replace
25	EJ	KB13	FW16	Resume
26	EJ	KB14	FW20	Jump
27	EJ	KB15	FW22	Stop
30	EJ	KB16	FW24	End
31	EJ	KB17	FW26	Exit
32	EJ	KB1	FW30	START
33	RJ	TA	TA1	Check CB list
34	MJ	0	FW32	Not in CB list → Eq. in ↓
35	TP	TA4	Q	} C.W. → A
36	QT	KB30	A	
37	EJ	KB31	FW34	
40	MJ	0	FW32	P.O. → heading translator
	CA	HA41		no Eq.

	IA	UA			Not variable type symbol
0	RJ	UZ	UZ1	}	
1	TP	WL1	FA30		
2	TP	SY2	FA34		F2
3	TP	FA25	UP3		
4	RJ	UP2	UP		
5	MJ	0	CT2		→ Control
	CA	UA6			

Vary ↓

	IA	HB			
0	TP	VB4	A	}	
1	TP	TS4	Q		In P.O. — HB3 ↓
2	QJ	HB3	HB5		No → HB5
3	AT	KB25	WL3		CW = 22XXX
4	MJ	0	HB6		
5	AT	KB26	WL3	CW = 26XXX	
6	RJ	VE	VE1	Rout A.	
7	MJ	0	FW14	→ Vary	
	CA	HB10			

(c) Switch to Translator List

	IA	FW			
0	RP	OA	OQ1	}	
1	TP	CP	OQ	}	Compute
2	RP	OC	OQ1	}	Read
3	TP	RE	OQ	}	
4	RP	OD	OQ1	}	Type
5	TP	TL	OQ	}	
6	RP	OE	OR1	}	List
7	TP	LM	OR	}	
10	RP	OF	OQ1	}	Print
11	TP	PS	OQ	}	
12	RP	OG	OS	}	If
13	TP	KP	OQ17	}	
14	RP	OH	OQ1	}	Vary
15	TP	VY	OQ	}	
16	RP	OI	OQ1	}	Resume
17	TP	RV	OQ	}	
20	RP	OJ	OUI	}	Jump
21	TP	SJ	OU	}	
22	RP	OK	OQ	}	Stop
23	TP	SP	OQ	}	
24	RP	OL	OQ1	}	End
25	TP	EU	OQ	}	
26	RP	OM	OQ	}	Exit
27	TP	EZ	OQ	}	
30	RP	ON	OQ	}	Start
31	TP	ST	OQ	}	
32	RP	OO	OR1	}	Equation
33	TP	YA	OR	}	
34	MJ	O	FW35	}	
35	RP	OP	OQ1	}	Pseudo op. heading
36	TP	HE	OQ	}	
	CA	FW37			

Translation Control Constants

	IA	KB		
0	27	34473	05065	D I M E N S
1	65	66245	46677	S T A R T
2	70	24547	37777	V A R Y
3	26	51475	26766	C O M P U T
4	54	30242	77777	R E A D
5	46	34656	67777	L I S T
6	66	73523	07777	T Y P E
7	46	34656	67777	L I S T
10	52	54345	06677	P R I N T
11	34	31777	77777	I F
12	46	34656	67777	L I S T
13	54	30656	74730	R E S U M E
14	44	67475	27777	J U M P
15	65	66515	27777	S T O P
16	30	50277	77777	E N D
17	30	72346	67777	E X I T
20	52	51717	77777	P O W
21	52	51717	77777	P O W
22	50	51667	77777	N O T
23	0	0	1	
24	0	0	27000	
25	0	0	22000	
26	0	0	26000	
27	30	53672	46650	E Q U A T I O N
30	0	0	70000	
31	0	0	40000	
32	40	0	0	
33	66	24523	07777	T A P E
34	71	34663	37777	W I T H
35	66	33305	07777	T H E N
36	24	50277	77777	A N D
	CA	KB37		

(d) Get Next Sentence

	IA	GS		
0	MJ	0	(30000)	
1	TP	KA12	UZ3	Clear no. errors/sentence
2	TP	GN2	A	} Not special case → GS7 Special case ↓ beg. of blockette Address + 1
3	RP	20006	GS7	
4	EJ	KA34	GS5	
5	RA	GN2	KA31	
6	MJ	0	GS15	
7	TP	KA15	A	} In last blkette → GR No ↓
10	TJ	GN2	GR	
11	SP	GN6	17	} Address in GN2 = 2nd word of blkette. TP KA1 + GN2
12	AT	VD3	GS13	
13	0	0	0	
14	RA	GN6	KA16	Blkette count + 1
15	TP	KA12	GN3	Clear shift
16	TP	KA13	GN5	Char. count = 6
17	TU	GN2	GS21	} Line no. → A
20	RS	GS21	KA14	
21	TP	(30000)	A	
22	EJ	KA7	GU	Δ's → GU no ↓
23	TP	KA17	Q	} Z's → CT34 no ↓
24	QT	A	A	
25	EJ	KA10	CT34	
26	TU	GS21	GS27	} Standardize line no.
27	TP	(30000)	LN4	
30	RJ	LN2	LN1	
31	TP	KA24	WL	Word count = 4
32	TP	LN3	WL1	Line no. → WL1
33	TP	KA12	EW4	Clear print ind. in EW.
34	RJ	GN	GN1	Get char.
35	MJ	0	GS	Exit
	CA	GS36		
	IA	GR		
0	TP	KA6	TH3	} Read 1 blk of tape.
1	RJ	TH2	TH	
2	RA	13	KA16	Count blks.
3	RP	10004	GR5	} Set GN
4	TP	KA12	GN3	
5	TP	KA	GN2	
6	MJ	0	GS16	
	CA	GR7		

	IA	GX			Δ 's within line
0	RA	GU2	KA14	}	Check 19 ₁₀ words for Δ 's
1	IJ	VD2	GU2		
2	MJ	0	GS2		→ Get next sentence
	CA	GX3			
	IA	GU			Δ 's as line #
0	TP	KA33	VD2		Set index
1	TU	GN2	GU2	}	Δ 's → GX
2	TP	(30000)	A		
3	EJ	KA7	GX		No ↓
4	RJ	UZ	UZ1		Set error
5	TP	WL1	FH21	}	F14
6	TP	FH11	UP3		
7	RJ	UP2	UP		
10	TP	KA7	WL1		Δ 's → line #
11	TP	KA24	WL		Count = 4
12	MJ	0	GS33		→ Exit
	CA	GU13			

(e) Get Next Character

	IA	GN				
	0	MJ	0	(30000)	Exit	
	1	MJ	0	GN7		
	2	0	(0)	(0)	Address in buffer	
	3	0	0	(0)	Shift	
	4	0	0	(0)	Last character	
	5	0	0	(0)	Character count	
	6	0	0	(0)	Blockette count	
	7	TP	KA26	A	$11^9_{10} \rightarrow A$	
	10	TJ	GN5	GN21	Char. count $\geq 120 \rightarrow$ GN21	
	11	TP	KA32	A	$35_{10} \rightarrow A$	
	12	TJ	GN3	GN42	Shift $\geq 36_{10} \rightarrow$ GN42	
	13	RA	GN3	KA13	Shift + 6	
	14	RA	GN5	KA16	Char. count + 1	
	15	TU	GN2	GN16	Shift word by 6	
	16	LQ	(30000)	6	}	
	17	QT	KA30	GN4		Char. $\rightarrow A \rightarrow$ GN4
	20	MJ	0	GN	Exit	
Char.	21	TP	KA24	A	$4 \rightarrow A$	
Count \geq	22	TJ	GN6	GN45	Blkette $\geq 5 \rightarrow$ GN45	
120	23	RA	GN6	KA16	Blkette count + 1	
	24	RA	GN2	KA31	Address + 1	
	25	TP	KA13	GN5	Char. count = 6	
	26	TP	KA12	GN3	Clear shift	
	27	TU	GN2	GN30	Line no. $\rightarrow A$	
	30	TP	(30000)	A	}	
	31	EJ	KA7	GN40		No line nos. \rightarrow GN40 yes \downarrow
	32	RJ	WA	WA2	}	
	33	TP	FI4	UP3		F17
	34	RJ	UP2	UP		
	35	TP	KA12	UZ3	Clear errors/sentence	
	36	RA	UZ2	KA16	Errors + 1	
	37	MJ	0	CT6	\rightarrow Control	
No.	40	RA	GN2	KA31	Address + 1	
Line	41	MJ	0	GN13		
Nos.	42	TP	KA13	GN3	Shift = 6	
Shift \geq	43	RA	GN2	KA31	Address + 1	
36	44	MJ	0	GN14	\rightarrow Get char.	
block-	45	TP	KA12	GN6	}	
ette \geq	46	TP	KA6	TH3		Read 1 blk. of raw data
5	47	RJ	TH2	TH		
	50	TP	KA34	GN2	Address = 0 BF BF	
	51	RA	13	KA16	Count blks	
	52	MJ	0	GN25	\rightarrow Return	
		CA	GN53			

Constants
 Get next sentence and
 Get next character

	IA	KA0			
0	0	BF1	BF1	2nd address of 1st blockette	
1	0	BF25	BF25	2nd address of 2nd blockette	
2	0	BF51	BF51	2nd address of 3rd blockette	
3	0	BF75	BF75	2nd address of 4th blockette	
4	0	BF121	BF121	2nd address of 5th blockette	
5	0	BF145	BF145	2nd address of 6th blockette	
6	50	00105	BF0	Read 1 blk. of corr. tape	
7	01	01010	10101	Δ's	
10	00	74747	47400	0 Z Z Z Z 0	
11	0	0	2		
12	0	0	0	Zero	
13	0	0	6		
14	0	1	0		
15	0	BF144	BF144		
16	0	0	1		
17	00	77777	77700	Mask	
20	0	0	4	Count	} END string-out corr.
21	74	74747	47474	Z's	
22	30	50277	77777	Sentinel END	
23	0	0	23000	C.W.	
24	0	0	4		
25	0	23	23		
26	0	0	167	119 ₁₀ changed from 120 ₁₀	
27	0	0	44	36 ₁₀	
30	0	0	77	Mask	
31	0	1	1		
32	0	0	43	Changed from 0 BF0 BF0	
33	0	0	22		
34	0	BF0	BF0		
35	0	BF24	BF24		
36	0	BF50	BF50		
37	0	BF74	BF74		
40	0	BF120	BF120		
41	0	BF144	BF144		
	CA	KA42			

(f) Get Next Symbol

	IA	SY		
0	MJ	0	(30000)	Exit
1	MJ	0	SY15	Start
2	0	0	0	} Symbol
3	0	0	0	
4	0	0	0	
5	0	0	0	
6	0	0	0	No. of characters
7	0	0	0	No. of decimal points
10	0	0	0	1st char. a letter
11	0	0	0	1st char. I, J, K, L, M
12	0	0	0	If a constant
13	0	0	0	If symbol contains a letter
14	0	0	0	If symbol is superscript
15	RP	30013	SY17	} Space indicator
16	TP	SY2	SZ2	
17	RP	10013	SY21	} Sym → XZ2
20	TP	KK54	SY2	
21	TP	GN4	A	} Clear output
22	RJ	DS	DS1	
23	EJ	KK	XM	} Char. → A
24	EJ	KK1	UD	
25	RP	20012	SY27	} Delete spaces
26	EJ	KK2	UD1	
27	EJ	KK14	UM	} Period → XM
30	EJ	KK15	UM	
31	RP	20032	SY33	} Upper decimal pt. → UD
32	EJ	KK16	LL	
33	TP	KK50	A	} Upper digit → UD1
34	TJ	GN4	DG	
35	RJ	BS	BS1	} Upper - or / → UM
36	RJ	FS	FS1	
37	RJ	GN	GN1	} Letter → LL
40	TP	SY2	A	
41	MJ	0	SY	} No ↓
	CA	SY42		

Digit

	IA	DG		
0	TP	KK51	A	} Not a digit → return
1	TJ	GN4	SY35	
2	TP	KK57	SY11	} Yes ↓
3	RJ	RL	RL1	
4	MJ	0	SY40	} Set constant
	CA	DG5		

Lower Period or Point

	IA	XMO		
0	TP	SY14	Q	} Δ ind. set → XM
1	QJ	XM2	XM11	
2	TP	KK55	SY2	} Δ. → output
3	TP	KK56	SY3	
4	TP	KK56	SY4	} Rest of output
5	TP	KK50	SY5	
6	TP	KK54	SY14	
7	TP	KK53	SY6	
10	MJ	0	SY40	Exit
11	TP	KK57	SY11	Set constant
12	RA	SY6	KK53	Pts + 1
13	RJ	RL0	RL1	Get rest of lower
14	MJ	0	SY40	Exit
	CA	XM15		

Upper Point

	IA	UD		
0	RA	SY6	KK53	Pts + 1
1	TP	KK57	SY11	Set constant
2	RJ	RU0	RU1	Rest of upper
3	TP	KK57	SY13	Set upper
4	MJ	0	SY40	Exit
	CA	UD5		

Upper - and slash

	IA	UM		
0	TP	KK57	SY13	Set upper
1	MJ	0	SY35	
	CA	UM2		

Letter

	IA	LL		
0	TP	KK57	SY7	Set 1st char. a letter
1	TP	KK57	SY12	Set letter
2	RP	20005	LL5	} I J K L M ↓ no → LL5
3	EJ	KK26	LL4	
4	TP	KK57	SY10	Set IJ...bit
5	RJ	RL	RL1	Get rest of lower
6	MJ	0	SY40	Exit
	CA	LL7		

Get rest of lower Symbol

0	IA	RL0			
0	MJ	0	(30000)		Exit
1	RJ	BS0	BS1		Build symbol
2	TP	KK75	A	}	No. char. > 17 → RL25
3	TJ	SY5	RL25		< 17 ↓
4	RJ	GN0	GN1		
5	RP	20015	RL7	}	Upper case → RL23
6	EJ	KK1	RL23		No ↓
7	RP	20015	RL11	}	Other separator → RL23
10	EJ	KK60	RL23		No ↓
11	EJ	KK0	RL21		. → RL21
12	TP	KK51	A		14 → A
13	TJ	GN4	RL17		Not a digit → RL17
14	TP	GN4	A		3 → A
15	TJ	KK104	RL17		Not a digit → RL17 digit ↓
16	MJ	0	RL1		
17	TP	KK57	SY12		Set a letter
20	MJ	0	RL1		
21	RA	SY6	KK53		. No. Pts + 1
22	MJ	0	RL1		
23	RJ	FS0	FS1		Fill symbol
24	MJ	0	RL0		Exit
25	RJ	GN0	GN1		Get char.
26	RP	20015	RL30	}	
27	EJ	KK1	RL23		Separator → RL23
30	RP	20015	RL25		No. → RL25
31	EJ	KK60	RL23		
	CA	RL60			

Get rest of upper symbol

	IA	RU0		
0	MJ	0	(30000)	Exit
1	RJ	BS0	BS1	Build symbol
2	TP	KK75	A	} Char. count > 17 → RU12 no ↓
3	TJ	SY5	RU12	
4	RJ	GN0	GN1	Get char.
5	EJ	KK1	RU15	Upper . → RU15
6	RP	20012	RU10	} Upper digit → RU1
7	EJ	KK2	RU1	
10	RJ	FS0	FS1	Fill symbol
11	MJ	0	RU0	Exit
12	RJ	GN0	GN1	Get char.
13	RP	20012	RU10	
14	EJ	KK1	RU12	
15	RA	SY6	KK53	Pts. + 1
16	MJ	0	RU1	
	CA	RU17		

(g) Build Symbol

	IA	BS0		
0	MJ	0	(30000)	Exit
1	MJ	0	BS4	Start
2	0	0	(0)	Shift
3	0	(SY2)	(SY2)	Address of word SY2 - SY4
4	TP	SY5	A	} Char. count = 6 → BS17
5	EJ	KK76	BS17	
6	EJ	KK77	BS22	= 12 ₁₀ → BS22
7	TU	BS3	BS10	} Left shift by 6
10	LQ	(30000)	6	
11	TP	KK52	Q	Mask → Q
12	TV	BS3	BS13	} Char. → sym.
13	QS	GN4	(30000)	
14	RA	BS2	KK76	Shift + 6
15	RA	SY5	KK53	Char. count + 1
16	MJ	0	BS	Exit
17	TP	KK100	BS3	Set for 2nd word
20	TP	KK54	BS2	Clear shift
21	MJ	0	BS7	Return
22	TP	KK101	BS3	Set for 3rd word
23	TP	KK54	BS2	Clear shift
24	MJ	0	BS7	Return
	CA	BS25		

(h) Fill Symbol

	IA	FS0		
0	MJ	0	(30000)	Exit
1	TP	BS2	A	Start
2	EJ	KK102	FS13	Shift = 36 → FS13
3	TU	BS3	FS4	} Shift word by 6
4	LQ	(30000)	6	
5	TP	KK52	Q	Mask → Q
6	TV	BS3	FS7	} 77 fill
7	QS	KK52	(30000)	
10	RA	BS2	KK76	Shift + 6
11	EJ	KK102	FS24	Shift = 36 → FS24
12	MJ	0	FS4	Return
13	TP	BS3	A	
14	EJ	KK103	FS21	1st word →
15	EJ	KK100	FS22	2nd word →
16	TP	KK54	BS2	Clear shift
17	TP	KK103	BS3	Set for 1st word
20	MJ	0	FS0	Exit
21	TP	KK56	SY3	Fill 2nd word
22	TP	KK56	SY4	Fill 3rd word
23	MJ	0	FS16	
24	TP	BS3	A	} 3rd word → FS16
25	EJ	KK101	FS16	
26	MJ	0	FS14	No → FS14
	CA	FS27		

(i) Delete Spaces

	IA	DS		
0	MJ	0	(30000)	Exit
1	EJ	CJ13	DS3	Δ → DS3
2	MJ	0	DS	No → exit
3	TP	KK57	SY14	Set Δ ind.
4	RJ	GN	GN1	Get next char.
5	EJ	KK60	DS4	Δ → GN no ↓
6	MJ	0	DS	Exit
	CA	DS7		

(j) Constants

SY, BS, FS

	IA	KKO		
0	0	0	22	.
1	0	0	62	0
2	0	0	60	1
3	0	0	61	2
4	0	0	40	3
5	0	0	20	4
6	0	0	41	5
7	0	0	35	6
10	0	0	55	7
11	0	0	75	8
12	0	0	36	9
13	0	0	57	-
14	0	0	00	↓
15	0	0	15	A
16	0	0	24	B
17	0	0	25	C
20	0	0	26	D
21	0	0	27	E
22	0	0	30	F
23	0	0	31	G
24	0	0	32	H
25	0	0	33	I
26	0	0	34	J
27	0	0	44	K
30	0	0	45	L
31	0	0	46	M
32	0	0	47	N
33	0	0	50	O
34	0	0	51	P
35	0	0	52	Q
36	0	0	53	R
37	0	0	54	S
40	0	0	65	T
41	0	0	66	U
42	0	0	67	V
43	0	0	70	W
44	0	0	71	X
45	0	0	72	Y
46	0	0	73	Z
47	0	0	74	
50	0	0	02	
51	0	0	14	
52	0	0	77	

53	0	0	1	
54	0	0	0	
55	01	22777	77777	Δ .
56	77	77777	77777	
57	40	0	0	
60	0	0	01	Δ
61	0	0	63	+
62	0	0	02	-
63	0	0	56	*
64	0	0	64	/
65	0	0	23	;
66	0	0	21	,
67	0	0	42	
70	0	0	76	=
71	0	0	16	>
72	0	0	37	<
73	0	0	17	(
74	0	0	43)
75	0	0	21	17 ₁₀
76	0	0	6	
77	0	0	14	12 ₁₀
100	0	SY3	SY3	
101	0	SY4	SY4	
102	0	0	44	
103	0	SY2	SY2	
104	0	0	03	
	CA	KK105		

(k) Send File Back to CB list

	IA	TD		
0	MJ	0	(30000)	Exit
1	LQ	TA31	25	
2	TV	Q	TD6	
3	TP	TB6	Q	
4	QS	TA47	TD5	
5	RP	(30000)	TD	} Exit
6	TP	TA2	(30000)	} File → list
	CA	TD7		

(l) Add File to CB List

	IA	TE		
0	MJ	0	(30000)	Exit
1	MJ	0	TE4	Start
2	0	(30000)	(30000)	Next add. in CB list
3	0	0	0	Ind. of prev. point
4	SP	TE2	0	} Increase address
5	SA	TF	0	
6	TJ	TB4	TG	OK → TG no ↓
7	TP	TE3	Q	} Prev. print → exit
10	QJ	TE	TE11	} No ↓
11	RJ	UZ	UZ1	
12	TP	WL1	FH46	} F15
13	TP	FH22	UP3	
14	RJ	UP2	UP	
15	TP	TB5	TE3	Set ind.
16	MJ	0	TE	Exit
	CA	TE17		

	IA	TG		
0	TV	TE2	TG7	Set 1st address
1	TP	TB6	Q	} Set repeat
2	QS	TF	TG6	
3	TP	CB	A	} Set CB for search
4	QA	TF	CB	
5	RA	TE2	TF	Increase address
6	RP	(30000)	TE	} Exit
7	TP	TF1	(30000)	} Send file to list
	CA	TG10		

(m) Get File From CB List

RJ	TA	TA1	
MJ	0	0	not in list
MJ	0	0	in list

0	IA	TA		
	MJ	0	(30000)	Exit
1	MJ	0	TA32	
2	CA	TA2		Drum add. in u if from dim.
3				XS3 of sym
4			()	CW
5				} Format etc. TA5 - TA31
⋮				
⋮				
⋮				
31				
	IA	TA32		Store address
32	TU	CB	TA34	Set up repeat
33	TP	SY2	A	Sym → A
34	RP	(20000)	TA	} Not in list → exit
35	EJ	CB1	TA36	
36	LQ	Q	17	} Set up address
37	TP	CB	A	
40	ST	Q	A	
41	AT	TB2	TA46	
42	RS	TA46	TB3	
43	TU	TA46	TA31	Store address
44	RA	TA	TB1	Set exit for "in list"
45	RP	30004	TA50	
46	0	0	0	TP CB+ TA2
47	0	(0)	0	No. words in file
50	TP	TB7	TA47	No. words = 4
51	TP	TA4	Q	} CW = 77XXX → TA57 CW = 4XXXX → TA64
52	QT	TB10	A	
53	EJ	TB10	TA57	
54	QT	TB11	A	
55	EJ	TB12	TA64	
56	MJ	0	TA	Exit
57	TU	TA46	TA63	77XXX
60	RA	TA63	TB7	Set add. from CB list.
61	RA	TA47	TB14	Count + 2
62	RP	30002	TA	} → Exit
63	TP	(30000)	TA6	
64	TU	TA46	TA70	4XXXX
65	RA	TA70	TB7	
66	RA	TA47	TB13	Count + 19 ₁₀
67	RP	30023	TA	} 19 ₁₀ more words → output
70	TP	(30000)	TA6	
	CA	TA71		

Constants

0	IA	TB		
0	RP	0	TA23	
1	0	0	1	
2	TP	CB	TA2	
3	0	1	0	
4	0	CB6000	CB6000	Max. of CB list + 1
5	40	0	0	Ind.
6	0	7777	0	Mask
7	0	4	0	
10	0	0	77000	
11	0	0	70000	
12	0	0	40000	
13	0	23	0	
14	0	2	0	
	CA	TB15		

(n) Get CW From Dummy P.O. List

Y RJ TS TS1
 Y + 1 (not in list)
 Y + 2 (in list)

	IA	TS		
0	MJ	0	(30000)	Exit
1	MJ	0	TS5	Start
2	0	0	0	XS3
3	0	0	(0)	CW
4	0	0	0	Indicates within P.O.
5	TP	TS4	0	} Not in P.O. → exit in ↓
6	QJ	TS7	TS	
7	TP	SY2	A	Sym → A
10	RP	20132	TS	} Not in list → exit in ↓
11	EJ	DP	TS12	
12	SP	TS21	0	} r - 1 → A _u
13	SS	Q	17	
14	AT	TS22	TS17	
15	RA	TS	TS20	Set exit for in list
16	RP	30002	TS	} Exit
17	0	0	0	
20	0	0	1	
21	0	0	20131	J N - 1
22	TP	DP	TS2	
	CA	TS23		

Translation Variables

	IA	VB		
0	0	0	37700	Next P.O C.W.
1	77	77777	77776	Next 66, 65, 64 C.W.
2	77	77777	77776	Not used
3	77	77777	77776	Next Dummy in Equation
4	77	77777	77776	Next stm't C.W. 26, 27, 22
	CA	VB5		
	IA	VD		
0	0	0	0	No. of STARTS
1	0	0	0	EXIT indicator
2	0	0	0	Index
3	TP	KA1	GN2	
	CA	VD4		

Explanation of Temporary Build File Area

TF	0	0	(0)	(0)	No. of words in file
	1	0	0	0	XS3 of symbol
	2	0	0	(0)	C.W.
			Words TF3 - TF27	}	Formats, etc.

(o) Call Word → Translation List

	IA	EW		
0	MJ	0	(30000)	Exit
1	MJ	0	EW5	Start
2	0	0	(0)	C.W.
3	0	(30000)	(30000)	Address of last C.W.
4	0	0	0	Ind. one print-out
5	RA	EW3	CJ7	Add + 1
6	TJ	CJ10	EW17	OK → EW17 no ↓
7	TF	EW4	Q	Prev. print → EW15
10	QJ	EW15	EW11	No ↓
11	RJ	WA	WA1	}
12	TP	FI	UP3	
13	RJ	UP2	UP	
14	TP	CJ2	EW4	Set bit
15	RS	EW3	CJ7	Add - 1
16	MJ	0	EW	Exit
17	TV	EW3	EW20	CW → string
20	TP	EW2	(30000)	}
21	MJ	0	EW	
	CA	EW22		Exit

(p) Increase 66, 65 64 Call Word Counter

	IA	TK		
0	MJ	0	(30000)	Exit
1	MJ	0	TK3	Start
2	0	0	0	Indicator
3	TP	VB1	A	OK → TK16
4	TJ	CJ3	TK16	No ↓
5	TP	TK2	Q	Prev. Print → exit
6	QJ	TK	TK7	No ↓
7	RJ	UZ	UZ1	Error
10	TP	WL1	FD43	}
11	TP	SY2	FD36	
12	TP	FD16	UP3	
13	RJ	UP2	UP	
14	TP	CJ2	TK2	Set ind.
15	MJ	0	TK	→ exit
16	RA	VB1	CJ1	CW + 1
17	MJ	0	TK	Exit
	CA	TK20		

(q) Increase Sentence C.W. Counter (Output-A or VB4,
26, 27, 22

	IA	XJ			
0	MJ	0	(30000)		Exit
1	MJ	0	XJ4		Start
2	0	0	0		Indicator
3	0	0	777		Constant
4	TP	VB4	A	}	OK → XJ17
5	TJ	XJ3	XJ17		No ↓
6	TP	XJ2	Q	}	Prev. print → exit
7	QJ	XJ	XJ10		No ↓
10	RJ	UZ	UZ1	}	Set error
11	TP	WL1	FD15		
12	TP	FD	UP3		F5
13	RJ	UP2	UP		
14	TP	VB4	A		CW → A
15	TP	CJ2	XJ2		Set ind.
16	MJ	0	XJ		Exit
17	RA	VB4	CJ1		CW + 1 → A
20	MJ	0	XJ		Exit
	CA	XJ21			

(r) Print Error Heading

RJ WA WA1 Set Error
WA2 Don't Set Error

0	IA	WA			
0	MJ	0	(30000)	Exit	
1	RJ	UZ	UZ1	Set error	
2	TP	WL1	WB3	Line number	
3	TP	WL2	A		
4	TP	A	WB5	Sentence type → A → file	
5	TP	WB10	WB6	Fill	
6	EJ	WB15	WA15	E Q U A T N	
7	EJ	WB11	WA16	E Q U A T I	
10	EJ	WB16	WA20	C O M P U T	
11	EJ	WB17	WA22	D I M E N S	
12	TP	WB	UP3	Print heading	
13	RJ	UP2	UP	}	
14	MJ	0	WA	Exit	
15	TP	WB11	WB5	Load	E Q U A T I
16	TP	WB12	WB6	}	O N 77 77 77 77
17	MJ	0	WA12		
20	TP	WB13	WB6		E 77 77 77 77 77
21	MJ	0	WA12		
22	TP	WB14	WB6		I O N 77 77 77
23	MJ	0	WA12		
	CA	WA24			

Constants

0	IA	WB			
0	0	WB1	7		
1	65	30506	63050	S E N T E N	
2	26	30010	17777	C E Δ Δ 77 77	
3	0	0	0	Line #	
4	01	01011	77777	Δ Δ Δ (77 77	
5	0	0	0		
6	0	0	0		
7	43	01017	77777) Δ Δ 77 77 77	
10	77	77777	77777	77 fill	
11	30	53672	46634	E Q U A T I	
12	51	50777	77777	O N 77 77 77 77	
13	30	77777	77777	E 77 77 77 77 77	
14	34	51507	77777	I O N 77 77 77	
15	30	53672	46650	E Q U A T N	
16	26	51475	26766	C O M P U T	
17	27	34473	05065	D I M E N S	
	CA	WB20			

(s) Error Routine

	IA	UZ			
0	MJ	0	(30000)	Exit	
1	MJ	0	UZ4	Start	
2	0	0	0	No. of errors for entire project	
3	0	0	0	No. of errors this sentence	
4	RA	UZ2	CJ1	Errors + 1	
5	TJ	CJ14	UZ13	O.K. → UZ13 no ↓	
6	RJ	RW	RW1	Rewind tape	
7	TP	WL1	FB37	}	
10	TP	FB15	UP3		F4
11	RJ	UP2	UP		
12	MS	0	UZ	Stop on exit	
13	RA	UZ3	CJ1		
14	TJ	CJ15	UZ	Too many errors ↓ no → exit	
15	RJ	WA	WA2	}	
16	TP	FB	UP3		F3
17	RJ	UP2	UP		
20	TP	UW	UZ3	Clear errors/sentence	
21	MJ	0	CT	→ Control	
	CA	UZ22			

(t) Check Floating Point Constant

0	IA	RB			
	MJ	0	(30000)		Exit
1	TP	SY5	A	}	Start
2	TJ	CJ4	RB10		No. of char. > 12 ↓ no → RB10
3	RJ	WA	WA1	}	
4	RP	30003	RB6		
5	TP	SY2	FE14		F7
6	TP	FE	UP3		
7	RJ	UP2	UP		
10	TP	SY6	A	}	
11	TJ	CJ5	RB17		No. pts > 1 ↓ no → RB17
12	RJ	WA	WA1	}	
13	RP	30003	RB15		
14	TP	SY2	FE27		F8
15	TP	FE17	UP3		
16	RJ	UP2	UP		
17	TP	SY12	Q	}	
20	QJ	RB21	RB		Contains a letter ↓ no → exit
21	RJ	WA	WA1		
22	RP	30003	RB24	}	
23	TP	SY2	FF7		F9
24	TP	FF	UP3		
25	RJ	UP2	UP		
26	MJ	0	RB		Exit
	CA	RB27			

(u) Check Fixed-Point Constant

	IA	RD		
0	MJ	0	(30000)	Exit
1	TP	SY5	A	}
2	TJ	CJ6	RD10	
3	RJ	WA	WA1	}
4	RP	30003	RD6	
5	TP	SY2	FF25	}
6	TP	FF12	UP3	
7	RJ	UP2	UP	}
10	TP	SY6	A	
11	ZJ	RD12	RD16	}
12	RJ	WA	WA1	
13	TP	SY2	FG10	}
14	TP	FG	UP3	
15	RJ	UP2	UP	}
16	TP	SY12	Q	
17	QJ	RD20	RD	}
20	RJ	WA	WA1	
21	RP	30003	RD23	}
22	TP	SY2	FF7	
23	TP	FF	UP3	}
24	RJ	UP2	UP	
25	MJ	0	RD	exit
	CA	RD26		

(v) Check Variable Type Symbol

0	IA	RH			
	MJ	0	(30000)	Exit	
1	TP	SY5	A	}	No. of char. > 6 ↓ no → RH10
2	TJ	CJ6	RH10		
3	RJ	WA	WA1	}	F12
4	RP	30003	RH6		
5	TP	SY2	FG24		
6	TP	FG11	UP3	}	Contains a point ↓ no → exit
7	RJ	UP2	UP		
10	TP	SY6	A	}	F13
11	ZJ	RH12	RH17		
12	RJ	WA	WA1	}	Exit
13	TP	SY2	FH10		
14	TP	FH	UP3		
15	RJ	UP2	UP	}	Key word ↓ no → exit
16	MJ	0	RH		
17	TP	SY2	A	}	F19
20	RP	20023	RH22		
21	EJ	KB	RH24		
22	RP	20004	RH	}	Exit
23	EJ	KB33	RH24		
24	RJ	WA	WA1	}	
25	TP	SY2	WB20		
26	TP	WB15	UP3		
27	RJ	UP2	UP	}	Exit
30	MJ	0	RH		
	CA	RH31			

(w) Constants

0	IA	CJ	0	Zero
1	0	0	1	One
2	40	0	0	Indicator
3	0	0	777	
4	0	0	15	RC0
5	0	0	2	RC1
6	0	0	7	RC2
7	0	1	1	
10	0	WL250	WL250	Limit of string
11	0	0	170	
12	71	0	WL	Write @0 in & 128 lines/in
13	0	0	01	Δ
14	0	0	31	Errors/prog.
15	0	0	5	Errors/sentences
	CA	CJ16		

(x) Print Text

	IA	UP		
0	MJ	0	UP4	Start
1	0	30000	(30000)	
2	MJ	0	(30000)	Exit
3	0	(30000)	(30000)	Par.
4	TV	UW15	UQ	} Set up switch to UP
5	TV	UQ3	UQ4	
6	TP	UW	UW20	} Set up N counter
7	TV	UP3	UW20	
10	MP	UW3	UW20	
11	TP	A	UW20	} 6 char. word pick up
12	TP	UW13	US	
13	TU	UP3	US	
14	PR	0	UW7	Shift up
15	TP	UP3	Q	Par. → Q
16	QJ	US	UP17	00 ↓ 40 → US
17	TP	UW4	UW21	Counter = 80 ₁₀
20	RP	4	US	} 4 cr's
21	PR	0	UW11	
	CA	UP22		

	IA	UQ		
0	RJ	UQ	(30000)	DOWN
1	RJ	UQ4	US25	Exit
2	PR	0	UW7	Shift up
3	MJ	0	UQ5	} Up-down switch
4	RJ	UQ4	(30000)	
5	RJ	UQ	US25	Exit
6	PR	0	UW10	Shift down
7	MJ	0	UQ1	
	CA	UQ10		

	IA	US		
0	0	(30000)	(30000)	Six char. pick up
1	RA	US	UW2	Modify pick up
2	TP	UW5	UW22	Set up 5 count
3	IJ	UW20	US6	N counter
4	PR	0	UW7	Shift up
5	MJ	0	UP2	Exit
6	LQ	UW23	6	Unityper code → Q
7	QT	UW6	UW16	→ A → UW16

	10	EJ	UW1	US34	Δ → US34	No ↓
	11	EJ	UW6	US36	77 → US36	
	12	TV	US37	US35	Test for suppress	
	13	IJ	UW21	US21	80 counter	
	14	TP	UW17	UW21	Char. count = 66 ₁₀	
	15	PR	0	UW11	CR. CR.	
	16	PR	0	UW11		
	17	RP	23	US12		19 spaces
	20	PR	0	UW12		
	21	SP	UW16	17	XS3 → A _u	
	22	AT	UW14	US23		
	23	0	(30000)	(30000)	Codes → A shift 44 ₈	
	24	SJ	UQ	UQ4		
	25	LA	A	3	Codes → position	
	26	SS	A	6		
	27	PR	0	A	Print codes	
	30	SS	A	6		
	31	ZJ	US27	US32	Loop	
	32	IJ	UW22	US3	5 count	
	33	MJ	0	US	→ new word	
Δ's	34	TP	UW21	A	81st ↓ no → US12	
	35	ZJ	US12	(US32)	Or → US/a	
77's	36	TV	US17	US35)	Print Δ's	
	37	MJ	0	US32		
		CA	US40			

		IA	UW		
	0	0	0	0	Zero
	1	0	0	1	1 in V and Δ code
	2	0	1	0	1 in u
	3	0	0	6	6
	4	0	0	120	80 ₁₀
	5	0	0	5	5 counter
	6	0	0	77	Mask and 77 code
	7	0	0	47	Shift up
	10	0	0	57	Shift down
	11	0	0	45	Carriage return
	12	0	0	4	Space code
	13	TP	(30000)	UW23	Pick up dummy
	14	SP	FC	44	Flex pick up dummy
	15	0	0	UQ6	Set switch
	16	0	0	0	XS3 of char.
	17	0	0	75	61 ₁₀
	20	0	30000	30000	N counter
	21	0	30000	30000	80 counter
	22	0	30000	30000	5 counter
	23	0	30000	30000	Work space
		CA	UW24		

(y) Sentence CW to Reference List IZ

	IA	RA		
0	MJ	0	(30000)	Exit
1	TP	WL1	A	Line no. → A
2	TU	11	RA3	
3	RP	(20000)	RA	} Not in list → Exit
4	EJ	IZ	RA5	} In list ↓
5	SN	Q	17	
6	SA	11	25	11 = 0 j n n
7	LT	0	A	
10	AT	RA13	RA11	
11	(O	0	0)	Sentence CW → list
12	MJ	0	RA	→ Exit
13	TP	WL3	IZ	Constant
	CA	RA14		

(z) Rewind all tapes

	IA	RW		
0	MJ	0	(30000)	Exit
1	MJ	0	RW10	Start
2	20	1	0	Parameter
3	20	1	0	Set up parameter
4	0	1	0	Modifier
5	0	0	0	Index
6	0	0	4	} Set index
7	0	0	2	}
10	TP	RW3	RW2	Set parameter
11	TP	RW6	RW5	Set index
12	TP	TN	A	} 5 servos → RW15
13	ZJ	RW14	RW15	} 7 servos → RW14
14	RA	RW5	RW7	Increase index
15	TP	RW2	TH3	} Rewind tapes
16	RJ	TH2	TH	}
17	RA	RW2	RW4	Change parameter
20	IJ	RW5	RW15	Return
21	MJ	0	RW	Exit
	CA	RW22		

(aa) 1105 Tape Handler Regions

TH21	Control Region
EX70	Exit
RW73	Rewind
IA100	Ignore Address
WB101	Build Write Code
WW113	Write
RR125	Read Subroutine
RE143	Reread If Parity Error
RF206	Read Forward
RB214	Read Backward
RW222	Rewind Region (Redundant - Not Used)
MF227	Move Forward
MB240	Move Backward
PC242	Print
WE263	Constants
CC274	Constants
CE334	Constants
CF352	Constants
CD365	Constants
VV375	Temporaries
CR402	Check for Zero Blocks

(ab) 1105 Tape Handler

0	IA	TH		
0	MJ	20000	TH4	Start - TCU2
1	MJ	0	TH10	Start - TCU1
2	MJ	0	(30000)	Exit
3	O	30000	30000	Parameter
4	MJ	50000	TH4	Test buffer 2
5	TP	CD2	CD	Set TCU2
6	EF	0	CC3	Bypass buffer 2
7	MJ	0	TH13	
10	MJ	40000	TH10	Test buffer 1
11	TP	CD1	CD	Set TCU1
12	EF	0	CC2	Bypass buffer 1
13	TP	CC27	Q	
14	RP	10005	TH16	} Set TCU bit in code words
15	QS	CD	CD3	
16	EF	0	CD5	Set normal bias
17	TP	TH3	Q	
20	QT	CE5	A	} Servo no. VV2 Servo no. and TCU bit → VV
21	LT	41	A	
22	TP	A	VV2	
23	AT	CD	VV	
24	TV	CE15	IA	Set ignore address
25	RJ	CR5	CR	→ Test for zero blocks
26	QT	CC4	A	} Op code → A
27	TP	A	A	
30	EJ	CC5	RW	Rewind → RW
31	EJ	CC6	RW3	w/interlock → RW3
32	EJ	CC7	MF	Move fwd → MF
33	EJ	CC10	MB	Move bwd → MB
34	EJ	CC11	RF	Read fwd → RF
35	EJ	CC12	RB	Read bwd → RB
36	QT	CC27	A	"A" → A
37	EJ	CC31	WB	A = 2
40	EJ	CC32	WB2	"A" = 4
41	QT	CC30	A	B → A
42	EJ	CC33	WB4	B = 1
43	EJ	CC34	WB6	B = 2
44	EJ	CC35	WB10	B = 3
45	RA	VV	CC21	B = 0
46	MJ	0	WW	→ Write
	CA	TH47		

Exit

	IA	EX		
0	TV	CE15	IA	Set ignore
1	MJ	0	TH2	Exit
2	0	0	RE33	
	CA	EX3		

Build Write Code Words

	IA	WB		
0	RA	VV	CC25	A = 2
1	MJ	0	TH41	→ B sec.
2	RA	VV	CC26	A = 4
3	MJ	0	TH41	→ B sec.
4	RA	VV	CC22	B = 1
5	MJ	0	WW	
6	RA	VV	CC23	B = 2
7	MJ	0	WW	
10	RA	VV	CC24	B = 3
11	MJ	0	WW	
	CA	WB12		

Write

	IA	WW		
0	RJ	RE5	RE1	} Set index
1	TP	CE11	Q	
2	QT	VV3	VV3	
3	TV	TH3	WW6	} Set address
4	EF	0	VV	
5	RP	10170	WW7	} Start writing
6	EW	10000 (30000)		
7	RA	WW6	CE12	} Write block
10	IJ	VV3	WW4	
11	MJ	0	EX	Add. + 170 _g
	CA	WW12		No. of blocks
				Exit

Read Subroutine

	IA	RR		
0	MJ	0	(30000)	Exit
1	MJ	0	RR7	Normal entrance
2	CC	RR3	CD2	Reread entrance
3	O	30000	30000	RA (RS) RR11 CC1
4	CC	VV	CC36	Reverse direction
5	CC	RR12	CD2	RA (RS)
6	RJ	RR6	RR7	One shot exit
7	TP	CC37	VV4	Set index
10	EF	0	VV	Start reading
11	ER	10000	(30000)	Read
12	O	(30000)	(30000)	RA (RS) RR11 CC1
13	IJ	VV4	RR11	One block
14	ER	0	A	I O A → A
15	MJ	0	RR	Exit
	CA	RR16		

Read Fwd (Bwd)

	IA	RE		
0	TV	TH3	RR11	Set address
1	TP	TH3	Q	} Index = No. of blocks - 1
2	QT	CE4	A	
3	SS	CE6	17	
4	LT	0	VV3	
5	RJ	RE5	RE6	Exit
6	RJ	RR	RR1	Read blk fwd (bwd) (normal)
7	ZJ	RE10	RE41	Parity ↓ no → RE37
10	RJ	RR	RR2	Read bwd (fwd) (normal)
11	ZJ	RE12	RE32	Parity ↓ no → RE31
12	EF	0	CD6	Set high
13	RJ	RR	RR2	Read fwd (bwd) (high)
14	ZJ	RE15	RE40	Parity ↓ no → RE36
15	RJ	RR	RR2	Read bwd (fwd) (high)
16	ZJ	RE17	RE32	Parity ↓ no → RE31
17	EF	0	CD7	Set low
20	RJ	RR	RR2	Read fwd (bwd) (low)
21	ZJ	RE22	RE40	Parity ↓ no → RE36
22	RJ	RR	RR2	Read bwd (fwd) (low)
23	ZJ	RE24	RE32	Parity ↓ no → RE31
24	TP	CF	PC2	} Print error
25	RJ	PC	PC1	
26	EF	0	CD5	Set normal
27	RJ	RR6	RR2	Set to read fwd (bwd)
30	TV	EX2	IA	Set ignore address
31	MS	0	RE6	Stop for rereads
32	RJ	RR6	RR2	Reverse direction
33	TV	CE10	IA	Set ignore add.
34	TP	VV2	A	} Move fwd (bwd) 1 blk
35	AT	VV1	A	
36	EF	0	A	
37	0	30000	30000	RA (RS) RR11 CE12
40	EF	0	CD5	Set normal
41	IJ	VV3	RE6	No. blks.
42	MJ	0	EX	
	CA	RE43		

Read Fwd

	IA	RF		
0	RA	VV	CC17	Set read fwd → VV
1	TP	CE1	RR3	} Set for read fwd
2	TP	CE1	RR12	
3	TP	CE2	RE37	
4	TP	CD3	VV1	
5	MJ	0	RE	→ Read
	CA	RF6		

Read Bwd

	IA	RB		
0	RA	VV	CC20	Set read bwd→VV
1	TP	CE	RR3	} Set for read bwd
2	TP	CE	RR12	
3	TP	CE3	RE37	
4	TP	CD4	VV1	
5	MJ	0	RE	→Read
	CA	RB6		

Rewinds

	IA	RW		
0	RA	VV	CC13	Rewind
1	EF	0	VV	
2	MJ	0	EX	Exit
3	RA	VV	CC14	Rewind w/interlock
4	MJ	0	RW1	
	CA	RW5		

Move Fwd

	IA	MF		
0	TU	CE7	MF4	Set for fwd
1	RJ	RE5	RE1	Set index
2	TV	CE7	IA	Set ignore address
3	EF	0	CD7	Set low gain
4	TP	(30000)	A	Set for fwd (bwd)
5	AT	VV	VV	Set EF word
6	EF	0	VV	Move 1 blk
7	IJ	VV3	MF6	n blks
10	MJ	0	EX	Exit
	CA	MF11		

Move Bwd

	IA	MB	
0	TU	CE10	MF4
1	MJ	0	MF1
	CA	MB2	

Print Out

	IA	PC		
0	MJ	0	(30000)	Exit
1	MJ	0	PC16	Start
2	0	(30000)	(30000)	Par.= 0 address n
3	TP	PC2	Q	} Set index
4	QT	CE13	A45	
5	ST	CC1	PC20	
6	TU	PC2	PC7	Set address
7	SP	(30000)	52	} Print one word
10	PR	0	A	
11	SS	A	6	
12	ZJ	PC10	PC13	
13	RA	PC7	CE14	Set for next word
14	IJ	PC20	PC7	Finished ↓ no → PC7
15	MJ	0	PC	Exit
16	RP	4	PC3	4 crs.
17	PR	0	PC4	
20	0	0	0	Index
	CA	PC21		
	IA	WE		
0	TP	WE3	PC2	} "Can't ignore. Rerun."
1	RJ	PC	PC1	
2	MS	0	IA	
3	0	WE4	5	
4	47	16300	60603	↑ C A N N O
5	01	04141	30603	T Δ I G N O
6	12	20574	20404	R E ↓ . Δ Δ
7	47	12201	23406	↑ R E R U N
10	57	42040	40404	↓ . Δ Δ Δ Δ
	CA	WE11		
	IA	CC		
0	0	0	0	Zero
1	0	0	1	One
2	0	10000	04000	Bypass buff.1
3	0	20000	04000	Bypass buff.2
4	70	0	0	Mask off op. code
5	10	0	0	Rewind
6	20	0	0	Rewind w/interlock
7	30	0	0	Move fwd
10	40	0	0	Move bwd
11	50	0	0	Read fwd
12	60	0	0	Read bwd
13	0	200	0	Rewind
14	0	400	0	Rewind w/interlock

15	0	4	1	Move fwd	
16	0	14	1	Move bwd	
17	0	602	0	Read fwd	
20	0	612	0	Read bwd	
21	0	606	0	Write low and stop	B = 0 1" blk
22	0	616	0	Write high	B = 1 1" blk
23	0	706	0	Write low	B = 2 2.4 blk
24	0	716	0	Write high	B = 3 2.4 blk
25	0	20	0	A = 2	
26	0	40	0	A = 4	
27	07	0	0	Mask off A	
30	0	70000	0	Mask off B	
31	02	0	0	A = 2	
32	04	0	0	A = 4	
33	0	10000	0	B = 1	
34	0	20000	0	B = 2	
35	0	30000	0	B = 3	
36	0	10	0	To reverse read	
37	0	0	167	Set index	
	CA	CC40			

Constants

	IA	CE				
0	RS	RR11	CC1	}	Set RR3 & RR12	fwd
1	RA	RR11	CC1		bwd	
2	RA	RR11	CE12	}	Set RE34	fwd
3	RS	RR11	CE12		bwd	
4	7	77700	0		Mask no. of blocks (read)	
5	0	77	0		Mask off servo no.	
6	0	100	0		Subt. 1 from no. of blks.	
7	0	CC15	MF7			
10	0	CC16	RE37			
11	0	0	77		Mask	
12	0	0	170		120 ₁₀	
13	0	0	77777		v mask	
14	0	1	0		l in u	
15	0	0	WE			
	CA	CE16				
	IA	CF				
0	0	CF1	12			
1	47	12203	02204		↑ R E A D Δ	
2	20	12120	31204		E R R O R Δ	
3	46	15301	21401		(P A R I T	
4	25	04031	20424		Y Δ O R Δ S	
5	15	12031	63620		P R O C K E	
6	01	42574	24704		T) ↓ . ↑ Δ	
7	04	24013	01201		Δ S T A R T	
10	04	26031	20412		Δ F O R Δ R	
11	20	12203	02224		E R E A D S	
12	57	42040	40404		↓ . Δ Δ Δ Δ	
	CA	CF13				
	IA	CD				
0	0	0	0		TCU bit	
1	1	0	0		Set TCU bit to 1	
2	2	0	0		Set TCU bit to 2	
3	0	4	1		Move fwd 1 blk	
4	0	14	1		Move bwd 1 blk	
5	0	1	50000		Set normal	
6	0	1	60000		Set high	
7	0	1	70000		Set low	
	CA	CD10				

Variables

0	IA	VV		
0	0	0	0	EF code word
1	0	0	0	Move fwd (bwd) 1 blk
2	0	0	0	Tape no.
3	0	0	0	Index (n blks)
4	0	0	0	Index 1 blk
	CA	VV5		

Check for Zero Blocks

	IA	CR		
0	QT	CR7	A	
1	TP	A	A	
2	EJ	CC4	EX	
3	QT	CR10	A	
4	TP	A	A	
5	RP	20004	(30000)	
6	EJ	CC7	EX	
7	70	07700	0	
10	77	77700	0	
	CA	CR11		

(ac) Regions for 1103A Tape Handler

TH21	Control Region
RR55	Read Subroutine
MB75	Move Backward
IA100	Ignore Address
WB101	Build Write Code
WW113	Write
RE125	Set Index
RA134	Reread If Parity Error
RF173	Read Forward
RB203	Read Backward
RW213	Rewind
MF220	Move Forward
PC231	Print
WE252	Constants
CF263	Constants
CC276	Constants
CE336	Constants
CD361	Constants
VV371	Temporaries
CR377	Check for Zero Blocks

(ad) 1103A Tape Handler

	IA	TH		
0	MJ	0	TH4	Start
1	TV	CE15	IA	Set ignore address
2	MJ	0	(30000)	Exit
3	0	30000	30000	Parameter
4	MJ	0	TH5	
5	TP	TH3	Q	} Servo no. → VV2 Servo no. & tape bit → VV
6	QT	CE5	A	
7	LT	41	A	
10	TP	A	VV2	
11	AT	CD	VV	
12	TV	CE15	IA	Set ignore address
13	RJ	CR10	CR	→ Test for zero blocks
14	TP	A	A	Op. code → A
15	EJ	CC5	RW	Rewind → RW
16	EJ	CC6	RW3	W/interlock → RW3
17	EJ	CC7	MF	Move fwd → MF
20	EJ	CC10	MB	Move bwd → MB
21	EJ	CC11	RF	Read fwd → RF
22	EJ	CC12	RB	Read bwd → RB
23	QT	CC27	A	"A" → A
24	EJ	CC31	WB	A = 2
25	EJ	CC32	WB2	A = 4
26	QT	CC30	A	"B" → A
27	EJ	CC33	WB4	B = 1
30	EJ	CC34	WB6	B = 2
31	EJ	CC35	WB10	B = 3
32	RA	VV	CC21	B = 0
33	MJ	0	WW	→ Write
	CA	TH34		

Build Write Codes

	IA	WB		
0	RA	VV	CC25	"A" = 2
1	MJ	0	TH26	→ B sec.
2	RA	VV	CC26	A = 4
3	MJ	0	TH26	→ B sec.
4	RA	VV	CC22	B = 1
5	MJ	0	WW	
6	RA	VV	CC23	B = 2
7	MJ	0	WW	
10	RA	VV	CC24	B = 3
11	MJ	0	WW	
	CA	WB12		

Write

	IA	WW		
0	RJ	RE	RE1	} Set index
1	TP	CE11	Q	
2	QT	VV3	VV3	
3	TV	TH3	WW6	
4	EF	0	VV	Start writing
5	RP	10170	WW7	} Write blk
6	EW	10000 (30000)		
7	RA	WW6	CE12	Add + 170
10	IJ	VV3	WW4	No. blks
11	MJ	0	TH1	Exit
	CA	WW12		

Read Sub

	IA	RR		
0	MJ	0	(30000)	Exit
1	MJ	0	RR7	Start (normal entrance)
2	CC	VV	CC36	Reverse direction
3	CC	RR14	CD2	RA (RS)
4	CC	RR5	CD2	RA (RS)
5	0	(30000)	(30000)	RS (RA) VV5 CC37
6	RJ	RR6	RR7	One shot
7	TV	VV5	RR13	Set address
10	TV	RR17	IA	Set ignore
11	TP	CC37	VV4	Set index
12	EF	0	VV	Start reading
13	ER	10000	(30000)	Read
14	0	(30000)	(30000)	RA (RS) RR13 CC1
15	IJ	VV4	RR13	One block
16	ER	0	A	I O A → A
17	MJ	0	RR	Exit
	CA	RR20		

Index to VV3

	IA	RE		
0	MJ	0	(30000)	Exit
1	TV	TH3	VV5	Set address
2	TP	TH3	Q	} Index to VV3
3	QT	CE4	A	
4	SS	CE6	17	
5	LT	0	VV3	
6	MJ	0	RE	Exit
	CA	RE7		

Read Fwd. or Bwd.

	IA	RA		
0	RJ	RR	RR1	Fwd (bwd) normal
1	ZJ	RA2	RA35	Parity ↓ no → RA35
2	RJ	RR	RR2	Bwd (fwd) normal
3	ZJ	RA4	RA24	Parity ↓ no → RA24
4	EF	0	CD6	Set high
5	RJ	RR	RR2	Fwd (bwd) high
6	ZJ	RA7	RA35	Parity ↓ no → RA35
7	RJ	RR	RR2	Bwd (fwd) high
10	ZJ	RA11	RA24	Parity ↓ no → RA24
11	EF	0	CD7	Set low
12	RJ	RR	RR2	Fwd (bwd) low
13	ZJ	RA14	RA35	Parity ↓ no → RA35
14	RJ	RR	RR2	Bwd (fwd) low
15	ZJ	RA16	RA24	Parity ↓ no → RA24
16	TP	CF	PC2	} Print PARITY ERROR
17	RJ	PC	PC1	
20	EF	0	CD5	Set normal
21	RJ	RR6	RR2	Reverse direction
22	TV	CE10	IA	Set ignore address
23	MS	0	RA	Stop for rereads
24	RJ	RR6	RR2	Reverse direction
25	TV	CE20	IA	Set ignore
26	TP	VV2	A	} Move fwd (bwd) 1 blk
27	AT	VV1	A	
30	EF	0	A	
31	0	30000	30000	RA (RS) VV5 CC1
32	EF	0	CD5	Set normal
33	IJ	VV3	RA	7 blks
34	MJ	0	TH1	Exit
35	0	30000	30000	RA (RS) VV5 CE12
36	MJ	0	RA32	
	CA	RA37		

Read Fwd.

	IA	RF			
0	RJ	RE	RE1	Set index and address	
1	TP	CE21	RR5	}	
2	TP	CE	RR14		Set for fwd.
3	TP	CE2	RA31		
4	TP	CE16	RA35		
5	TP	CD3	VV1		
6	RA	VV	CC17		
7	MJ	0	RA		
	CA	RF10			

Read Bwd.

	IA	RB			
0	RJ	RE	RE1	Set index and address	
1	TP	CE22	RR5	}	
2	TP	CE1	RR14		Set for bwd.
3	TP	CE3	RA31		
4	TP	CE17	RA35		
5	TP	CD4	VV1		
6	RA	VV	CC20		
7	MJ	0	RA		
	CA	RB10			

Rewinds

	IA	RW		
0	RA	VV	CC13	Rewind
1	EF	0	VV	
2	MJ	0	TH1	Exit
3	RA	VV	CC14	Rewind with interlock
4	MJ	0	RW1	
	CA	RW5		

Move Fwd.

	IA	MF		
0	TU	CE7	MF4	Set for fwd.
1	RJ	RE	RE1	Set index
2	TV	CE7	IA	Set ignore address
3	MJ	0	MF4	
4	TP	(30000)	A	Set for fwd (bwd)
5	AT	VV	VV	Set EF wd.
6	EF	0	VV	Move 1 blk
7	IJ	VV3	MF6	1 blk
10	MJ	0	TH1	Exit
	CA	MF11		

Move Bwd.

	IA	MB		
0	TU	CE10	MF4	Set for bwd.
1	MJ	0	MF1	→ move fwd.
	CA	MB2		

Print Sub.

	IA	PC		
0	MJ	0	(30000)	Exit
1	MJ	0	PC16	Start
2	0	30000	30000	Par. = 0 address n
3	TP	PC2	Q	} Set index
4	QT	CE13	A45	
5	ST	CC1	PC20	
6	TU	PC2	PC7	Set address
7	SP	30000	52	} Print one word
10	PR	0	A	
11	SS	A	6	
12	ZJ	PC10	PC13	} Next word
13	RA	PC7	CE14	
14	IJ	PC20	PC7	Finished ↓ no → PC7
15	MJ	0	PC	Exit
16	RP	4	PC3	
17	PR	0	PC4	
20	0	0	0	Index
	CA	PC21		
	IA	WE		
0	TP	WE3	PC2	} "Cannot ignore. Rerun"
1	RJ	PC	PC1	
2	MS	0	IA	
3	0	WE4	5	
4	47	16300	60603	↑ C A N N O
5	01	04141	30603	T Δ I G N O
6	12	20574	20404	R E ↓ . Δ Δ
7	47	12201	23406	↑ R E R U N
10	57	42040	40404	↓ . Δ Δ Δ Δ
	CA	WE11		
	IA	CF		
0	0	CF1	12	
1	47	12203	02204	↑ R E A D Δ
2	20	12120	31204	E R R O R Δ
3	46	15301	21401	(P A R I T
4	25	04031	20424	Y Δ O R Δ S
5	15	12031	63620	P R O C K E
6	01	42574	24704	T) ↓ . ↑ Δ
7	04	24013	01201	Δ S T A R T
10	04	26031	20412	Δ F O R Δ R
11	20	12203	02224	E R E A D S
12	57	42040	40404	↓ . Δ Δ Δ Δ
	CA	CF13		

0	0	0	0	Zero
1	0	0	1	One
2	0	10000	04000	Bypass no. 1
3	0	20000	04000	Bypass no. 2
4	70	0	0	Mask off op. code
5	10	0	0	Rewind
6	20	0	0	Rewind with interlock
7	30	0	0	Move fwd
10	40	0	0	Move bwd
11	50	0	0	Read fwd
12	60	0	0	Read bwd
13	0	200	0	Rewind
14	0	400	0	Rewind with interlock
15	0	4	1	Move fwd
16	0	14	1	Move bwd
17	0	602	0	Read fwd
20	0	612	0	Read bwd
21	0	606	0	Write low and stop B = 0 1" blk
22	0	616	0	Write high B = 1 1" blk
23	0	706	0	Write low B = 2 2.4" blk
24	0	716	0	Write high B = 3 2.4" blk
25	0	20	0	A = 2
26	0	40	0	A = 4
27	07	0	0	Mask off A
30	0	70000	0	Mask off B
31	02	0	0	A = 2
32	04	0	0	A = 4
33	0	10000	0	B = 1
34	0	20000	0	B = 2
35	0	30000	0	B = 3
36	0	10	0	To reverse read
37	0	0	167	Set index
	CA	CC40		

0	RA	RR13	CC1	}	Set RR14	fwd
1	RS	RR13	CC1			
2	RA	VV5	CC1	}	Set RA31	fwd
3	RS	VV5	CC1			
4	7	77700	0		Mask no. blks (read)	
5	0	77	0		Mask servo no.	
6	0	100	0		No. of blks - 1 subtractor	
7	0	CC15	MF7			
10	0	CC16	RA25			
11	0	0	77		Mask	
12	0	0	170		120 ₁₀	
13	0	0	77777		v mask	
14	0	1	0		l in u	
15	0	0	WE			
16	RA	VV5	CE12	}	Set RA35	fwd
17	RS	VV5	CE12			
20	0	0	RA31			
21	RS	VV5	CC37	}	Set RR5	fwd
22	RA	VV5	CC37			
	CA	CE23				

	IA	CD		
0	2	0	0	Tape bit
1	1	0	0	
2	2	0	0	
3	2	4	1	Move fwd 1 blk
4	2	14	1	Move bwd 1 blk
5	2	1	50000	Set normal
6	2	1	60000	High
7	2	1	70000	Low
	CA	CD10		

Don't Punch Variables

	IA	VV		
0	0	0	0	EF code word
1	0	0	0	Move fwd (bwd) 1 blk (read)
2	0	0	0	Tape no.
3	0	0	0	Index (n blks)
4	0	0	0	Index 1 blk
5	0	0	0	Address
	CA	VV6		

Check for Zero Blocks

	IA	CR	
0	QT	CR11	A
1	TP	A	A
2	EJ	CC4	TH1
3	QT	CR12	A
4	TP	A	A
5	RP	20004	CR7
6	EJ	CC7	TH1
7	QT	CC4	A
10	MJ	0	30000
11	70	07700	0
12	77	77700	0
	CA	CR13	

(ae) Error Prints of Translation Subroutines

	IA	FA		
F1	0	FA1	24	
	1	30506	63050	S E N T E N
	2	30017	77777	C E Δ 77 77 77
	3	0	0	Line no.
	4	01253	03151	Δ Δ B E F O
	5	30016	56624	R E Δ S T A
	6	66210	12530	R T , Δ B E
	7	34506	50171	G I N S Δ W
	10	66330	12401	I T H Δ A Δ
	11	30730	17151	K E Y Δ W O
	12	27010	10117	R D Δ Δ Δ (
	13	0	0	Key word
	14	22010	15430) . Δ Δ R E
	15	66010	10101	S T Δ Δ Δ Δ
	16	01010	10101	Δ Δ Δ Δ Δ Δ
	17	01010	10151	Δ Δ Δ Δ Δ O
	20	01663	33465	F Δ T H I S
	21	65305	06630	Δ S E N T E
	22	26300	15051	N C E Δ N O
	23	01263	33026	T Δ C H E C
	24	30272	27777	K E D . 77 77
F2	25	FA26	26	
	26	30506	63050	S E N T E N
	27	30017	77777	C E Δ 77 77 77
	30	0	0	Line no.
	31	31345	46566	Δ F I R S T
	32	65734	72551	Δ S Y M B O
	33	21017	77777	L , Δ 77 77 77
	34	0	0	sym.
	35	21012	75130	Δ , Δ D O E
	36	01505	16601	S Δ N O T Δ
	37	50273	42624	I N D I C A
	40	30014	63032	T E Δ L E G
	41	46016	75034	A L Δ U N I
	42	51273	00165	C O D E Δ S
	43	50663	05026	E N T E N C
	44	22010	10101	E . Δ Δ Δ Δ
	45	01010	10101	Δ Δ Δ Δ Δ Δ
	46	30656	60151	R E S T Δ O
	47	01663	33465	F Δ T H I S
	50	65305	06630	Δ S E N T E
	51	26300	15051	N C E Δ N O
	52	01263	33026	T Δ C H E C
	53	30272	27777	K E D . 77 77
	CA	FA54		

F3	0	IA	FB						
	1	40	FB1	14					
	1	47	51543	00166	M	O	R	E	Δ T
	2	33	24500	11001	H	A	N	Δ 5	Δ
	3	30	54545	15465	E	R	R	O	R S
	4	22	01015	43065	.	Δ	Δ	R	E S
	5	66	01513	10166	T	Δ	O	F	Δ T
	6	33	34650	16530	H	I	S	Δ	S E
	7	50	66305	02630	N	T	E	N	C E
	10	01	50516	60101	Δ	N	O	T	Δ Δ
	11	01	01010	10101	Δ	Δ	Δ	Δ	Δ Δ
	12	01	01010	10101	Δ	Δ	Δ	Δ	Δ Δ
	13	26	33302	64530	C	H	E	C	K E
	14	27	22777	77777	D	.	77	77	77 77
F4	15	0	FB16	22					
	16	47	51543	00166	M	O	R	E	Δ T
	17	33	24500	10510	H	A	N	Δ 2	5
	20	01	30545	45154	Δ	E	R	R	O R
	21	65	01663	33465	S	Δ	T	H	I S
	22	01	52545	13254	Δ	P	R	O	G R
	23	24	47220	10154	A	M	.	Δ	Δ R
	24	30	54302	42701	E	R	E	A	D Δ
	25	65	52302	63431	S	P	E	C	I F
	26	34	26246	63451	I	C	A	T	I O
	27	50	65220	10152	N	S	.	Δ	Δ P
	30	54	51325	42447	R	O	G	R	A M
	31	01	50516	60126	Δ	N	O	T	Δ C
	32	33	30244	53027	H	E	C	K	E D
	33	01	01010	10101	Δ	Δ	Δ	Δ	Δ Δ
	34	25	30735	15027	B	E	Y	O	N D
	35	01	65305	06630	Δ	S	E	N	T E
	36	50	26300	17777	N	C	E	Δ	77 77
	37	0	0	0					line no.
		CA	FB40						
F5	0	IA	FD						
	1	0	FD1	15					
	1	47	51543	00166	M	O	R	E	Δ T
	2	33	24500	11004	H	A	N	Δ 5	1
	3	05	01653	05066	2	Δ	S	E	N T
	4	30	50263	06501	E	N	C	E	S Δ
	5	34	50016	63334	I	N	Δ	T	H I
	6	65	01525	45132	S	Δ	P	R	O G
	7	54	24472	20101	R	A	M	.	Δ Δ
	10	10	04066	63301	5	1	3	T	H Δ
	11	65	30506	63050	S	E	N	T	E N
	12	26	30015	06747	C	E	Δ	N	U M
	13	25	30540	13465	B	E	R	Δ	I S
	14	01	77777	77777	Δ	77	77	77	77 77
	15	0	0	0					Line no.

F6	16	0	FD17	25	
	17	50	67472	53054	N U M B E R
	20	01	51310	16750	Δ O F Δ U N
	21	65	67256	52654	S U B S C R
	22	34	52663	02701	I P T E D Δ
	23	70	24543	42425	V A R I A B
	24	46	30650	16301	L E S Δ + Δ
	25	31	67502	66634	F U N C T I
	26	51	50650	13465	O N S Δ I S
	27	01	32543	02466	Δ G R E A T
	30	30	54016	63324	E R Δ T H A
	31	50	01100	40522	N Δ 5 1 2 .
	32	01	01100	40666	Δ Δ 5 1 3 T
	33	33	01657	34725	H Δ S Y M B
	34	51	46010	10101	O L Δ Δ Δ Δ
	35	34	65017	77777	I S Δ 77 77 77
	36	0	0	0	Sym.
	37	22	01017	15154	. Δ Δ W O R
	40	45	34503	20151	K I N G Δ O
	41	50	01653	05066	N Δ S E N T
	42	30	50263	00177	E N C E Δ 77
	43	0	0	0	Sent. no.
		CA	FD44		

		IA	FE		
F7	0	40	FE1	16	
	1	47	51543	00166	M O R E Δ T
	2	33	24500	10405	H A N Δ 1 2
	3	01	26332	45424	Δ C H A R A
	4	26	66305	46501	C T E R S Δ
	5	34	50013	14651	I N Δ F L O
	6	24	66345	03201	A T I N G Δ
	7	52	51345	06601	P O I N T Δ
	10	01	01010	10101	Δ Δ Δ Δ Δ Δ
	11	01	01010	10101	Δ Δ Δ Δ Δ Δ
	12	01	01265	15065	Δ Δ C O N S
	13	66	24506	62201	T A N T . Δ
	14	0	0	0	} Constant
	15	0	0	0	
	16	0	0	0	
F8	17	40	FE20	12	
	20	47	51543	00166	M O R E Δ T
	21	33	24500	15150	H A N Δ O N
	22	30	01273	02634	E Δ D E C I
	23	47	24460	15251	M A L Δ P O
	24	34	50660	13450	I N T Δ I N
	25	01	26515	06566	Δ C O N S T
	26	24	50662	20101	A N T . Δ Δ
	27	0	0	0	} Constant
	30	0	0	0	
	31	0	0	0	
		CA	FE32		

		IA	FF		
F9	0	40	FF1	11	
	1	24	65656	74730	A S S U M E
	2	27	01265	15065	D Δ C O N S
	3	66	24506	60126	T A N T Δ C
	4	51	50662	43450	O N T A I N
	5	65	01240	14630	S Δ A Δ L E
	6	66	66305	42201	T T E R . Δ
	7	0	0	0	
	10	0	0	0	} Constant
	11	0	0	0	
F10	12	40	FF13	15	
	13	47	51543	00166	M O R E Δ T
	14	33	24500	11101	H A N Δ 6 Δ
	15	26	33245	42426	C H A R A C
	16	66	30546	50134	T E R S Δ I
	17	50	01313	47230	N Δ F I X E
	20	27	01525	13450	D Δ P O I N
	21	66	01265	15065	T Δ C O N S
	22	66	24506	62201	T A N T . Δ
	23	01	01010	10101	Δ Δ Δ Δ Δ Δ
	24	01	01010	10101	Δ Δ Δ Δ Δ Δ
	25	0	0	0	
	26	0	0	0	} Constant
	27	0	0	0	
		CA	FF30		

		IA	FG		
F11	0	40	FG1	10	
	1	24	01273	02634	A Δ D E C I
	2	47	24460	15251	M A L Δ P O
	3	34	50660	13450	I N T Δ I N
	4	01	31347	23027	Δ F I X E D
	5	01	52513	45066	Δ P O I N T
	6	01	26515	06566	Δ C O N S T
	7	24	50662	20101	A N T . Δ Δ
	10	0	0	0	Constant
F12	11	40	FG12	15	
	12	47	51543	00166	M O R E Δ T
	13	33	24500	11101	H A N Δ 6 Δ
	14	26	33245	42426	C H A R A C
	15	66	30546	50134	T E R S Δ I
	16	50	01702	45434	N Δ V A R I
	17	24	25463	00166	A B L E Δ T
	20	73	52300	16573	Y P E Δ S Y
	21	47	25514	62201	M B O L . Δ
	22	01	01010	10101	Δ Δ Δ Δ Δ Δ
	23	01	01010	10101	Δ Δ Δ Δ Δ Δ
	24	0	0	0	} Symbol
	25	0	0	0	
	26	0	0	0	
	CA		FG27		

		IA	FH		
F13	0	40	FH1	10	
	1	70	24543	42425	V A R I A B
	2	46	30016	67352	L E Δ T Y P
	3	30	01657	34725	E Δ S Y M B
	4	51	46012	65150	O L Δ C O N
	5	66	24345	06501	T A I N S Δ
	6	24	01525	13450	A Δ P O I N
	7	66	22010	17777	T . Δ Δ 77 77
	10	0	0	0	Symbol
F14	11	0	FH12	10	
	12	50	51016	53050	N O Δ S E N
	13	66	30502	63001	T E N C E Δ
	14	50	67472	53054	N U M B E R
	15	01	51500	16530	Δ O N Δ S E
	16	50	66305	02630	N T E N C E
	17	01	31514	64651	Δ F O L L O
	20	71	34503	20101	W I N G Δ Δ
	21	0	0	0	Line no.
F15	22	0	FH23	24	
	23	46	34656	60151	L I S T Δ O
	24	31	01702	45434	F Δ V A R I
	25	24	25463	06521	A B L E S ,
	26	01	46342	55424	Δ L I B R A
	27	54	73015	45167	R Y Δ R O U
	30	66	34503	06521	T I N E S ,
	31	01	31675	02666	Δ F U N C T
	32	34	51506	50124	I O N S Δ A
	33	50	27015	26530	N D Δ P S E
	34	67	27510	15152	U D O Δ O P
	35	30	54246	63451	E R A T I O
	36	50	65013	32465	N S Δ H A S
	37	01	25302	65147	Δ B E C O M
	40	30	01010	16651	E Δ Δ Δ T O
	41	51	01465	15032	O Δ L O N G
	42	22	01017	15154	. Δ Δ W O R
	43	45	34503	20151	K I N G Δ O
	44	50	01653	05066	N Δ S E N T
	45	30	50263	00177	E N C E Δ 77
	46	0	0	0	Line no.
		CA	FH47		

		IA	FI		
F16	0	40	FI1	3	
	1	66	51510	14724	T O O Δ M A
	2	50	73016	57347	N Y Δ S Y M
	3	25	51466	52277	B O L S . 77
F17	4	40	FI5	5	
	5	50	51013	05027	N O Δ E N D
	6	01	51310	16530	Δ O F Δ S E
	7	50	66305	02630	N T E N C E
	10	01	65734	72551	Δ S Y M B O
	11	46	22777	77777	L . 77 77 77 77
F18	12	40	FI13	14	
	13	34	50265	15454	I N C O R R
	14	30	26660	16573	E C T Δ S Y
	15	47	25514	60165	M B O L Δ S
	16	30	53673	05026	E Q U E N C
	17	30	22010	10177	E . Δ Δ Δ 77
	20	0	0	0	
	21	0	0	0	1st sym.
	22	0	0	0	
	23	01	01777	77777	Δ Δ 77 77 77 77
	24	0	0	0	
	25	0	0	0	2nd sym.
	26	0	0	0	
		CA	FI27		

		IA	NO		
F19	0	40	NO1	7	
	1	45	30730	17151	K E Y Δ W O
	2	54	27210	17777	R D , Δ 77 77
	3	0	0	0	Word
	4	01	21016	76530	Δ , Δ U S E
	5	27	01246	50124	D Δ A S Δ A
	6	01	70245	43424	Δ V A R I A
	7	25	46302	27777	B L E . 77 77
F20	10	40	NO11	17	
	11	27	34473	05065	D I M E N S
	12	34	51500	16530	I O N Δ S E
	13	50	66305	02630	N T E N C E
	14	21	01343	10134	, Δ I F Δ I
	15	66	01245	25230	T Δ A P P E
	16	24	54652	10147	A R S , Δ M
	17	67	65660	12530	U S T Δ B E
	20	01	01010	10101	Δ Δ Δ Δ Δ Δ
	21	31	34546	56622	F I R S T .
	22	01	01543	06566	Δ Δ R E S T
	23	01	51310	16633	Δ O F Δ T H
	24	34	65016	53050	I S Δ S E N
	25	66	30502	63001	T E N C E Δ
	26	50	51660	12633	N O T Δ C H
	27	30	26453	02722	E C K E D .
		CA	NO30		

(af) Set TN for Five or Seven Uniservos

	IA	OT		
0	MJ	0	30000	Exit
1	MJ	10000	OT4	Entry. Jump to OT4 if MJ1 is set.
2	TP	OT7	TN	Puts zero into TN when MJ1 is not set.
3	MJ	0	OT	
4	TP	OT6	TN	Puts 0 3 0 into TN when MJ1 is set.
5	MJ	0	OT	
6	0	3	0	
7	0	0	0	

CA OT10

IA TN
0 0 0

CA TN1

(ag) Set up Translation Output Tape

	IA	UB		
0	MJ	0	30000	
1	TP	TN	A	} Puts proper parameter into tape-write routine so that String-Outs will be written either on tape 3 or tape 6.
2	AT	UB17	WT13	
3	RP	10024	UB5	} Puts 20 lines of Z's into title block
4	TP	UB14	VN	
5	TP	UB15	VN24	} String-Outs goes on beginning of 2nd blockette of block.
6	TP	UB16	VN25	
7	RP	10142	UB11	} Filling remainder of title block with lines of Z's.
10	TP	UB14	VN26	
11	TP	WT13	GT3	} Writing title block on either tape 3 or tape 6.
12	RJ	GT2	GT	
13	MJ	0	UB	Jump to exit
14	74	74747	47474	
15	65	66543	45032	S T R I N G
16	02	51676	66501	- 0 U T S Δ
17	71	00103	VN	

CA UB20

(ah) Write Translation List on Tape (also region SS)

	IA	WT			
0	MJ	0	30000		
1	TP	UZ2	A	}	Has error routine been referenced?
2	ZJ	WT	WT3		
3	TP	VN	A		No. of lines to A
4	DV	WT14	Q		No. of blocks to Q
5	ZJ	WT7	WT6		Is remainder zero?
6	RS	Q	WT15		If so, reduce no. of blocks by one.
7	LA	Q	25		No. of blocks to rt. position in A
10	AT	WT13	GT3	}	Adding in standard parameter with one block and using generalized tape handler.
11	RJ	GT2	GT		
12	MJ	0	WT		Exit
13	71	00103	VN		Standard parameter for use in gen. tape handler.
14	0	0	170		No. of lines to a block.
15	0	0	1		
	CA	WT16			

(ai) Put Referenced Sentence Number in List IZ

	IA	IX		
0	MJ	0	30000	
1	TP	A	IX46	Line no. to storage.
2	TP	11	A	} Is $11 \leq 00\ 20454\ 00454$?
3	TJ	IX40	IX11	
4	TP	IX46	A	} Is line no. in ref. list?
5	RP	20454	IX7	
6	EJ	IZ	IX	} Counting excess line no. referrals.
7	RA	IX47	IX36	
10	MJ	0	IX	
11	TU	11	IX13	Setting up repeat for search of IZ according to length of IZ.
12	TP	IX46	A	} Is line no. in ref. list?
13	RP	30000	IX15	
14	EJ	IZ	IX	} No. of lines n in IZ to v of IX26
15	TV	11	IX26	
16	RA	11	IX37	Adding 0 2 2 to 11.
17	TJ	IX40	IX25	Is $11 \leq 0\ 20454\ 454$?
20	TP	IX34	UP3	} Error Print-Out: Referenced lines exceed 150.
21	RJ	UP2	UP	
22	RJ	UZ	UZ1	Referral to string-out error routine
23	TP	IX36	IX47	Putting 1 into excess line-referral counter
24	MJ	0	IX	
25	RA	IX26	IX33	$IZ + n \rightarrow v$ of N1
26	TP	IX46	30000	Line no. goes to next location at end of IZ list
27	TV	IX26	IX31	} Subsequent address of IZ list is cleared.
30	RA	IX31	IX36	
31	TP	IX35	30000	
32	MJ	0	IX	
33	0	0	IZ	
34	0	IX41	5	
35	0	0	0	
36	0	0	1	
37	0	2	2	
40	0	20455	455	
41	54	30313	05430	R E F E R E
42	50	26302	70146	N C E D Δ L
43	34	50306	50130	I N E S Δ E
44	72	26303	02701	X C E E D Δ
45	04	10037	77777	1 5 0 Δ Δ Δ
46	0	0	0	
47	0	00000	0	
	CA	IX50		

(aj) Excess-Three Decimal to Octal

	IA	RS		
0	MJ	0	RS5	Entrance
1	RJ	0	0	Alarm exit
2	MJ	0	30000	Exit
3	0	0	0	Output
4	0	0	0	Input
5	TP	RS51	RS3	Clearing output
6	TP	RS51	RS42	Clearing digit counter
7	TP	RS51	RS43	Clearing decimal number accumulator
10	TP	RS52	RS44	Setting index 5
11	TP	RS54	RS45	Setting 6 in working storage
12	LQ	RS4	6	} Masking out each character and converting from excess 3.
13	QT	RS46	RS41	
14	RS	RS41	RS47	
15	SJ	RS20	RS16	
16	ST	RS50	A	} Below-0 end-of-digits check
17	SJ	RS22	RS20	
20	TP	RS42	A	} Above-9 end-of-digits check
21	ZJ	RS26	RS2	
22	RA	RS42	RS53	} Count-of-digits zero check
23	LQ	RS43	6	
24	RA	RS43	RS41	} Count of digits
25	IJ	RS44	RS12	
26	RS	RS45	RS42	
27	MP	RS45	RS54	
30	TV	A	RS31	} Accumulation of decimal digits in one line
31	LQ	RS43	0	
32	RS	RS42	RS53	} Computing and performing initial shift on line of decimal digits.
33	LQ	RS43	6	
34	SP	RS3	2	} Computing index of octal conversion
35	SA	RS3	1	
36	QA	RS46	RS3	
37	IJ	RS42	RS33	
40	MJ	0	RS2	} Decimal-to-octal conversion
41	0	0	0	
42	0	0	0	} Jump to exit
43	0	0	0	
44	0	0	0	} Storage for single decimal digits
45	0	0	0	
46	0	0	77	} 1st-Counter for digits; 2d-Index for octal conversion
47	0	0	3	
50	0	0	12	} Line of decimal digits is accumulated here.
51	0	0	0	
52	0	0	5	} Set at start to index 5
53	0	0	1	
54	0	0	6	} Set at start to 6
	CA	RS55		

(ak) Excess-Three Decimal to Floating Point

	IA	GG			
	0	MJ	0	GG6	Entrance
	1	RJ	0	0	Alarm exit not used
	2	MJ	0	30000	Exit
	3	0	0	0	Floating point output
	4	0	0	0	} Input in excess-three decimal
	5	0	0	0	
	6	TP	CF2	CC	
	7	TP	CF3	CC1	
	10	TP	CF6	CC2	Set divisor at 12_8
	11	RP	10006	GG13	} Clear 6 places of working storage,
	12	TP	CF13	CC3	
	13	TU	GG165	GG15	Put GG4 in u part of GG15
	14	TV	GG164	GG33	Put CC13 in v part of GG33
	15	LQ	GG4	6	} Mask out character and put in CC12
	16	QT	CF	CC12	
	17	RS	CC12	CF1	Subtract 3
	20	SJ	GG21	GG24	Below zero end-of-digits check
	21	TP	CC3	A	} Test for zero number of significant digits
	22	AT	CC4	A	
	23	ZJ	GG66	GG162	
	24	EJ	CF16	GG56	Test for decimal point
	25	ZJ	GG30	GG26	Test for zero
Assembly of digits before decimal point	26	TP	CC3	A	} Zero in CC3 counter causes zero in CC12 to be bypassed as a non-significant zero in count.
	27	ZJ	GG32	GG35	
	30	RS	A	CF6	} Test for above-9 end-of-digits character
	31	SJ	GG32	GG21	
	32	RA	CC3	CF3	Count of digits before decimal point
33	TP	CC12	CC13	Storage of digits in consecutive addresses	
34	RA	GG33	CF3	Modify previous v to next address	
	35	IJ	CC	GG15	6-character index jump
	36	IJ	CC1	GG40	2-line index jump
	37	MJ	0	GG64	Jump to conversion at end of input assembly
	40	TU	GG166	GG15	Set u of GG15 to GG5 for second input line
	41	TP	CF2	CC	Restore 6-character index to 5
	42	MJ	0	GG15	Jump to assembly of second input line
	43	TP	GG15	GG44	
	44	0	0	0	
Assembly of digits after decimal point	45	QT	CF	CC12	
	46	RS	CC12	CF1	
	47	SJ	GG21	GG50	
	50	RS	A	CF6	
	51	SJ	GG52	GG21	
	52	RA	CC4	CF3	
	53	TP	GG33	GG54	
	54	0	0	0	

	55	RA	GG33	CF3	
	56	IJ	CC	GG43	
	57	IJ	CC1	GG61	
	60	MJ	0	GG64	
	61	TU	GG166	GG15	
	62	TP	CF2	CC	
	63	MJ	0	GG43	
	64	TP	CC3	A	} Computing index CC11 for octal conversion
	65	AT	CC4	A	
	66	ST	CF3	CC11	
	67	MP	CC7	CF6	
Conversion of all digits to an octal number contained in CC7 and CC10.	70	TP	A	CC1	
	71	MP	CC10	CF6	
	72	AT	CC13	A	
	73	LT	0	CC12	
	74	LT	10000	CC10	
	75	TP	CC12	A	
	76	AT	CC1	CC7	
	77	RA	GG72	CF4	
	100	IJ	CC11	GG67	
	101	TU	GG167	GG72	} Restoring CC13 to u part of GG72
102	TP	CC4	A	} Test for zero digits after decimal point	
103	ZJ	GG104	GG132	} Test for 11 digits after decimal point	
104	EJ	CF7	GG113		
	105	ST	CF3	CC11	Set index for computation of power-of-10 divisor
Computation of "power-of-10" divisor	106	IJ	CC11	GG110	
	107	MJ	0	GG114	
	110	MP	CF6	CC2	
	111	TP	A	CC2	
	112	MJ	0	GG106	
	113	TP	CF11	CC2	} $\frac{10^n}{8} \rightarrow$ CC2. 10^n alone would overflow A_R
	114	TP	CF6	A	} Computation of dividend shift needed to get 10 significant figures in quotient.
115	ST	CC3	CC		
116	MP	CC	CF1		
117	TP	A	CC5		
120	SP	CC7	44	} Octal number \rightarrow A with proper shift.	
121	TV	CC5	GG122		
122	SA	CC10	0	} Division by power of 10 If CC4 = 11, additional shift to give effect of dividing by 8. See 113 above.	
123	DV	CC2	CC26		
124	TP	CC4	A		
125	EJ	CF7	GG127		
126	MJ	0	GG130	} Final converted-to-octal number \rightarrow A	
127	LA	CC26	105		
130	TP	CC26	A		
131	MJ	0	GG134		
132	SP	CC7	44	} Scaling for number size and to put it in fixed position	
133	SA	CC10	0		
134	SF	A	CC1		
135	AT	CF10	CC	Rounding off	

136	TP	CC	Q	} If round-off caused a carry-over from first significant digit 1 → CC6 and shifting is altered.
137	QJ	GG140	GG143	
140	LQ	CC	33	
141	TP	CF3	CC6	
142	MJ	0	GG144	} Assembly and insertion of mantissa into output line. [(CC6) + 243 - (CC5) + K] shifted to position of characteristic and put into CC4
143	LQ	CC	34	
144	TP	CF12	Q	
145	QT	CC	CC	
146	TP	CC	GG3	
147	TP	CC6	CC3	
150	RA	CC3	CF5	
151	RS	CC3	CC5	
152	SA	CC1	33	
153	TP	A	CC4	
154	TP	CC1	A	} If k = 45g, both characteristic and mantissa = 0.
155	EJ	CF14	GG162	
156	TJ	CF14	GG160	} If 45g > k, 110g is subtracted from CC4
157	RS	CC4	CF15	
160	RA	GG3	CC4	} Final assembly of non-zero floating point number.
161	MJ	0	GG2	
162	TP	CF13	GG3	} Jump to exit.
163	MJ	0	GG2	
164	0	0	CC13	} Clearing output line to zero
165	0	GG4	0	
166	0	GG5	0	} Exit
167	0	CC13	0	
	CA	GG170		

	IA	CF	
0	0	0	77
1	0	0	3
2	0	0	5
3	0	0	1
4	0	1	0
5	0	0	243
6	0	0	12
7	0	0	13
10	0	0	200
11	13	51035	56400
12	00	07777	77777
13	0	0	0
14	0	0	45
15	11	0	0
16	0	0	17
	CA	CF17	

Sequential Uses of Working Storage CC

- 0 { Index 5 for 6 characters in a line of input.
Varying multiplier to determine size of fractional part in quotient.
Temporary storage for first parts of result.
- 1 { Index 1 for 2 lines of input.
Storage for $10 \cdot A_L$.
k of scale factor.
- 2 Varying product and final divisor.
- 3 { Number of digits before decimal point.
Used to accumulate characteristic.
- 4 { Number of digits after decimal point.
Used to accumulate characteristic.
- 5 Shift to give fractional part in quotient.
- 6 Used to denote carry-over in round off.
- 7 A_L in octal conversion.
- 10 A_R in octal conversion.
- 11 { Varying index for conversion to binary.
Varying index for multiplication in computing divisor.
- 12-25 For accumulation of first 11 decimal numbers after subtracting 3.
- 26 { Used for 12th decimal number.
Used for quotient after division.

(a1) Assign Constant Call Word

	IA	GW		
0	MJ	0	30000	Exit
1	TP	A	FX12	Entry. To store constant temporarily
2	TP	10	A	} Test if number of constants \leq 1000.
3	TJ	FX	ZS	
4	TP	FX12	A	} Test if constant is in list that is already 1000 in length.
5	RP	21000	GW7	
6	EJ	CL	GW13	
7	RA	FX13	FX2	Count of number of referrals of constants not in list after alarm.
10	TP	FX3	Q	} Giving the maximum call word 67777 to all of these referral constants.
11	SP	FX3	17	
12	MJ	0	GW	
13	SN	Q	17	} $[-j, -(n-r)] \rightarrow (A_R)_u$ $[-j, (r-n)] + [j, n] = r \rightarrow (A_R)_u$
14	SA	FX11	0	
15	MJ	0	ZS22	
	CA	GW16		
	IA	ZS		
0	TP	FX12	A	Constant \rightarrow A
1	TU	10	ZS2	Sets up u of Repeat by constant list count in 10.
2	RP	30000	ZS7	} Test if constant is in list CL.
3	EJ	CL	ZS4	
4	SN	Q	17	} $[-j, -(n-r)] \rightarrow (A_R)_u$ $[-j, (r-n)] + [j, n] = r \rightarrow (A_R)_u$
5	SA	10	0	
6	MJ	0	ZS22	
7	TV	10	ZS20	$n \rightarrow (ZS20)_v$
10	RA	10	FX1	Counter 10 increased by 1.
11	TJ	FX	ZS17	Is call word list of constants \leq 1000?
12	TP	ZS27	UP3	} Alarm print-out -- too many constants
13	RJ	UP2	UP	
14	RJ	UZ	UZ1	References error routine.
15	TP	FX2	FX13	Starts excess count of referrals in FX13.
16	MJ	0	GW10	
17	RA	ZS20	ZS26	$(n + c1) \rightarrow (ZS26)_v$
20	TP	FX12	30000	Constant added to next position in list
21	SP	10	17	$n \rightarrow (A_R)_u$
22	AT	FX4	Q	$(r + 66777)_u \rightarrow q_u$
23	QT	FX5	Q	Irrelevant material in q masked out.
				Call word formed in A_u
24	LQ	Q	25	Call word formed in Q_v
25	MJ	0	GW	
26	0	0	CL	
27	0	FX6	3	Parameter for error print-out: too many constants
	CA	ZS30		
	IA	FX		
0	00	21001	01001	Threshold constant for check on size of CL.

1	0	1	1	
2	0	0	1	
3	0	0	67777	Maximum call word. Given to all new constants exceeding 1000.
4	0	66777	0	Base number from which call words are determined by adding to position in list CL.
5	0	77777	0	Mask
6	66	51510	14724	T O O Δ M A
7	50	73012	65150	N Y Δ C O N
10	65	66245	06665	S T A N T S
11	0	21000	0	
12	0	0	0	
13	0	0	0	
	CA	FX14		

(am) Close VARY File Item and Variable List File Item

	IA	VE		
	0	MJ	0	30000
	1	SP	VI1	0
	2	EJ	VI2	VE6
	3	TU	VI	VE4
	4	SP	30000	0
①	5	TJ	WL1	VG6
	6	RJ	RA	RA1
	7	MJ	0	VE
②	10	TP	VI2	VI
	11	TP	VI2	VI1
③	12	TV	VI3	VE14
	13	SP	WL3	17
	14	TU	A	30000
	15	TU	VI3	VE16
	16	RA	30000	VH3
	17	MJ	0	VE6
		CA	VE20	
	IA	VG		
④	0	TU	VG21	VG2
	1	TV	VI3	VG3
	2	SP	30000	17
	3	TU	A	30000
	4	TU	VI3	VG5
	5	RA	30000	VH4
⑤	6	SP	VI	0
	7	AT	VH	VI3
	10	TU	A	VG11
	11	SP	30000	0
	12	LT	6	VI4
⑥	13	RS	VL	VH2

Are there any unclosed items in the Vary File?

Yes. Is the current sentence number > the sentence number in the last unclosed item of the Vary File?

No, so reference Routine A and then exit.

(γ) \rightarrow α

(γ) \rightarrow β

Insert call word of current sentence into u-portion of word at address given by (temp 1)

Close Vary File item by inserting JUMP flag (bit 35) in word at address given by (temp 1)

Insert call word given by (α) + 1 (v portion) into u-portion of word at addr. given by (temp 1)

Close Vary File item by inserting RESUME flag (bits 35,34) into word given by (temp 1)

Record address (α) + 1 into temp 1.

Set index to no. of WITH words.

Close last file of variables

⑦	14	IJ	VI4	VG13	Decrease (α) by two (β) > (α)?
	15	RS	VI	VH1	
	16	TJ	VI1	VE10	
	17	SA	VH	0	
	20	TU	A	VG21	
⑧	21	TP	30000	Q	Is word at address given by (α) + 1 flagged? No. Is the current sentence number > the sentence number at address given by (α) ?
	22	QJ	VG15	VG23	
	23	TU	VI	VG24	
	24	SP	30000	0	
	25	TJ	WL1	VG	
	26	MJ	0	VE12	
		CA	VG27		

Close VARY File Item and Variable List File Item (cont.)

	IA	VH		
0	0	1	1	
1	0	2	2	
2	0	3	3	
3	40	0	0	JUMP flag
4	60	0	0	RESUME flag
	CA	VH5		
	IA	VI		
0	0	VF1	VF1	α
1	0	VF1	VF1	β
2	0	VF1	VF1	γ
3	0	0	0	Temp 1
4	0	0	0	Index
	CA	VI5		

(an) Flex Codes for Print Text

	IA	FC		XS3
0	5	60000	0	00 = Superscript minus
1	0	40000	0	01 = Space
2	45	60000	0	02 = minus
3	43	70000	0	03 = 0
4	45	20000	0	04 = 1
5	47	40000	0	05 = 2
6	47	0	0	06 = 3
7	46	40000	0	07 = 4
10	46	20000	0	10 = 5
11	46	60000	0	11 = 6
12	47	20000	0	12 = 7
13	46	0	0	13 = 8
14	43	30000	0	14 = 9
15	5	40000	0	15 = Superscript /
16	41	30112	0	16 = Gtr >
17	4	60000	0	17 = open parenthesis (
20	7	0	0	20 = Superscript 3
21	44	60000	0	21 = Comma ,
22	44	20000	0	22 = Period .
23	44	60000	0	23 = Semicolon ;
24	3	0	0	24 = A
25	2	30000	0	25 = B
26	1	60000	0	26 = C
27	2	20000	0	27 = D
30	2	0	0	30 = E
31	2	60000	0	31 = F
32	1	30000	0	32 = G
33	0	50000	0	33 = H
34	1	40000	0	34 = I
35	6	20000	0	35 = Superscript 5
36	6	0	0	36 = Superscript 8
37	41	12412	0	37 = lsr <
40	7	40000	0	40 = Superscript 2
41	6	40000	0	41 = Superscript 4
42	45	0	0	42 = absolute value
43	4	20000	0	43 = closed parenthesis)
44	3	20000	0	44 = J
45	3	60000	0	45 = K
46	1	10000	0	46 = L
47	0	70000	0	47 = M
50	0	60000	0	50 = N
51	0	30000	0	51 = O
52	1	50000	0	52 = P
53	3	50000	0	53 = Q
54	1	20000	0	54 = R
55	6	60000	0	55 = Superscript 6

56	42	76154	0	56 = *
57	3	30000	0	57 = Superscript 9
60	3	70000	0	60 = Superscript 0
61	5	20000	0	61 = Superscript
62	4	40000	0	62 = Superscript .
63	45	40000	0	63 = +
64	5	40000	0	64 = /
65	2	40000	0	65 = S
66	0	10000	0	66 = T
67	3	40000	0	67 = U
70	1	70000	0	70 = V
71	3	10000	0	71 = W
72	2	70000	0	72 = X
73	2	50000	0	73 = Y
74	2	10000	0	74 = Z
75	7	20000	0	75 = Superscript 7
76	44	40000	0	76 = =
77	7	70000	0	77 = ignore
	CA	FC100		

(ao) Line Number Processor

		IA	LN		
	0	MJ	0	LN5	Case I entry
	1	MJ	0	LN7	Case II entry
	2	MJ	0	30000	Exit
	3	OO	30000	30000	Output
	4	OO	30000	30000	Input
	5	TV	RC14	PA1	Set alarm switch to Case I
	6	MJ	0	DR0	Process line number
	7	TV	RC15	PA1	Set alarm switch to Case II
	10	MJ	0	DR	Process line number
	11	TP	LN4	LN3	Enter here after alarm print and put input line number in output line.
	12	MJ	0	LN2	Exit
		CA	LN13		
		IA	DR		
SETUP	0	TV	RC6	MR27	Preset ".ΔΔ" one shot switch
AND	1	TV	DR	DR15	Preset ".ΔΔ" one shot switch in driver
DRIVER	2	RJ	MR12	MR12	Preset 3-point distributor
	3	RJ	MR43	MR43	Preset 2-point distributor
	4	TP	UC23	LN3	Prestore output word.
	5	TP	UC4	WS3	Prestore master counter
	6	TP	LN4	WS	Set up line number in temporary
	7	TV	RC10	MR3	Set Exit 1 to master counter
	10	TV	RC13	MR4	Set Exit 2 to period routine
	11	TV	RC12	MR5	Set Exit 3 to integral part = 0
	12	TV	RC11	MR7	Set Exit 4 to integral part ≠ 0
	13	TV	RC1	MR16	Set ADD/NO ADD switch to NO ADD
	14	IJ	WS3	MR	Master counter
	15	RJ	DR15	30000	One shot switch to add ".ΔΔ"
	16	TP	LN3	A	} Determine if input line number has at least one nonzero digit; if not ALARM 4
	17	EJ	UC23	PA30	
	20	EJ	UC24	PA30	
	21	MJ	0	LN2	Input line number O.K., exit.
		CA	DR22		
		IA	MR		
CODE PICK	0	LQ	WS	6	} Shift line number 6 and pick up next character in A
UP AND	1	QT	UC20	A	
SORT	2	RP	20004	MR4	
	3	EJ	UC14	30000	Exit 1 Δ, √, (,)
	4	EJ	UC13	30000	Exit 2 .
	5	EJ	UC1	30000	Exit 3 0
	6	RP	20011	PA11	Alarm 1: ILLEGAL CHARACTER
	7	EJ	UC2	30000	Exit 4 1, 2, 3, 4, 5, 6, 7, 8, 9
INTEGRAL	10	TV	RC	MR16	Set ADD/NO ADD switch to ADD
PART	11	TV	RC2	MR3	Set Exit 1 to "Δ" routine
	12	RJ	MR12	MR13	} I } 3-Point Distributor
	13	RJ	MR12	MR22	

	14	RJ	MR12	MR22	II	}
	15	MJ	0	MR24	III	
	16	MJ	0	30000	ADD/NO ADD switch	
	17	SA	LN3	6	Add char. to	} ADD/NO ADD Subrou- tine
	20	TP	A	LN3	Output and	
	21	MJ	0	30000	exit	
	22	RJ	MR21	MR16	I = II Add digit if it is significant.	
	23	MJ	0	DR14	Jump to master counters	
	24	TV	RC3	MR5	III Set Exit 3 and 4 to Alarm 2	
	25	TV	RC3	MR7		
	26	RJ	MR21	MR16	Add digit if it is significant.	
	27	RJ	MR27	30000	One shot switch, set initially to MR31	
	30	MJ	0	DR14	Jump to master counter	
	31	SP	LN3	0	Output → A	
	32	SA	UC13	6	Add .	
	33	SA	UC14	6	Add Δ	
	34	AT	UC14	LN3	Add Δ and replace in LN3	
	35	MJ	0	DR14	Jump to master counter	
PERIOD	36	TV	RC2	MR3	Set Exit 1 to Δ routine	
ROUTINE	37	TV	RC5	MR4	Set Exit 2 to Alarm 4	
	40	TV	RC7	MR5	Set Exit 3 to fract. part	
	41	TV	RC7	MR7	Set Exit 4 to fract. part	
	42	MJ	0	MR27	Jump to one-shot add in ".ΔΔ"	
FRACTIONAL	43	RJ	MR43	MR44	I } 2-Point Distributor	
PART	44	RJ	MR43	MR46		II }
ROUTINE	45	MJ	0	MR60	I Is this digit zero? No, → MR47	
	46	EJ	UC1	MR55	Shift to 2nd position "----X--"	
	47	LA	A	6	Mask → Q	
	50	TP	UC21	Q	Mask digit into LN3 = Output	
	51	QS	A	LN3	Clear TEMP	
	52	TP	UC	WS1	Set Mask	
	53	TP	UC20	WS2	Jump to master counter	
	54	MJ	0	DR14	Digit is zero: shift to "----X--" and	
	55	LT	10006	WS1	store in TEMP	
	56	TP	UC22	WS2	Set Mask	
	57	MJ	0	DR14	Jump to master counter	
	60	TV	RC4	MR5	II } Set Exits 3, 4 to	
	61	TV	RC4	MR7	Alarm 3	
	62	EJ	UC1	DR14	Is this digit zero? Yes, → master	
					counter	
	63	AT	WS1	WS1	No: add digit to TEMP	
	64	TP	WS2	Q	Mask → Q	
	65	QS	WS1	LN3	Mask digit or digits into Output	
	66	MJ	0	DR14	Jump to master counter	
SPACE	67	TV	RC10	MR3	Set Exit 1 to master counter	
ROUTINE	70	TV	RC5	MR4	Set Exit 2 to Alarm 4	
	71	TV	RC5	MR5	Set Exit 3 to alarm 4	
	72	TV	RC5	MR7	Set Exit 4 to Alarm 4	
	73	MJ	0	DR14	Jump to master counter	
		CA	MR74			

	IA	RC		
0	0	0	MR17	Sets ADD/NO ADD switch to ADD
1	0	0	MR21	Sets ADD/NO ADD switch to NO ADD
2	0	0	MR67	Sets Exit 1 to Δ routine
3	0	0	PA16	Alarm 2 entry
4	0	0	PA23	Alarm 3 entry
5	0	0	PA30	Alarm 4 entry
6	0	0	MR31	Sets add ". $\Delta\Delta$ " one-shot switch
7	0	0	MR43	Fractional part routine entry
10	0	0	DR14	Sets Exit 1 to master counter
11	0	0	MR10	Integral part entry $\neq 0$
12	0	0	MR11	Integral part entry = 0
13	0	0	MR36	Period routine entry
14	0	0	PA3	Case I alarm switch
15	0	0	PA5	Case II alarm switch
	CA	RC16		

	IA	UC		
	0	0	0	
EXCESS-THREE-CODES	1	0	3	0
	2	0	4	1
	3	0	5	2
	4	0	6	3
	5	0	7	4
	6	0	10	5
	7	0	11	6
	10	0	12	7
	11	0	13	8
	12	0	14	9
	13	0	22	.
	14	0	1	Δ
	15	0	77	/
	16	0	17	(
17	0	43)	
20	0	77	} Masks	
21	0	7700		
22	0	7777		

23	1	1010	10100	△ △ △ △ 0 0
24	1	1012	20101	△ △ △ • △ △
	CA	UC25		
	IA	WS		
0	0	30000	30000	"TEMP" to take apart input line number
1	0	30000	30000	Temporary to store fractional part of digits
2	0	30000	30000	Holds mask for inserting fractional part of digits
3	0	30000	30000	Master counter (set to 6)
	CA	WS4		
	IA	PA		
0	RJ	UZ0	UZ1	Reference error routine
1	MJ	0	0	Switch to case I or case II
2	MJ	0	0	Sub sub-routine exit
3	RJ	WA	WA2	Print error heading case I
4	MJ	0	PA2	Exit to print alarm comment
5	TP	LN4	CD3	Fill input Line Number in heading case II
6	TP	CD	UP3	} Print heading with
7	RJ	UP2	UP	
10	MJ	0	PA2	Exit to print alarm comment
11	RJ	PA2	PA	Print (alarm 1 entry)
12	TP	LN4	CD15	} Alarm comment 1
13	TP	CD5	UP3	
14	RJ	UP2	UP	
15	MJ	0	LN11	
16	RJ	PA2	PA	Print (alarm 2 entry)
17	TP	LN4	CD27	} Alarm comment 2
20	TP	CD17	UP3	
21	RJ	UP2	UP	
22	MJ	0	LN11	
23	RJ	PA2	PA	Print (alarm 3 entry)
24	TP	LN4	CD42	} Alarm comment 3
25	TP	CD31	UP3	
26	RJ	UP2	UP	
27	MJ	0	LN11	
30	RJ	PA2	PA	Print (alarm 4 entry)
31	TP	LN4	CD54	} Alarm comment 4
32	TP	CD	UP	
33	RJ	UP2	UP	
34	MJ	0	LN11	
	CA	PA35		

	IA	CD					
0	00	CD1	4	Parameter			
1	65	30506	63050	S E N T E N	E N	}	Heading
2	26	30010	17777	C E Δ Δ			
3	01	01010	10101	Δ Δ Δ Δ	Δ Δ		Input Line Number
4	01	01017	77777	Δ Δ Δ			
5	40	CD6	11	Parameter			
6	34	46463	03224	I L L E G A			Comment 1
7	46	01263	32454	L Δ C H A R			
10	24	26663	05401	A C T E R Δ			
11	34	50016	53050	I N Δ S E N			
12	66	30502	63001	T E N C E Δ			
13	50	67472	53054	N U M B E R			
14	01	77777	77717	Δ	(
15	01	01010	10101	Δ Δ Δ Δ	Δ Δ		Input Line Number
16	43	77777	77777)			
17	40	CD20	11	Parameter			
20	30	72665	42401	E X T R A Δ			Comment 2
21	34	50663	03254	I N T E G R			
22	24	46012	73432	A L Δ D I G			
23	34	66650	13450	I T S Δ I N			
24	01	65305	06630	Δ S E N T E			
25	50	26300	15067	N C E Δ N U			
26	47	25305	40117	M B E R Δ (
27	01	01010	10101	Δ Δ Δ Δ	Δ Δ		Input Line Number
30	43	77777	77777)			
31	40	CD32	12	Parameter			
32	30	72665	42401	E X T R A Δ			Comment 3
33	31	54242	66634	F R A C T I			
34	51	50244	60127	O N A L Δ D			
35	34	32346	66501	I G I T S Δ			
36	34	50016	53050	I N Δ S E N			
37	66	30502	63001	T E N C E Δ			
40	50	67472	53054	N U M B E R			
41	01	77777	77717	Δ	(
42	01	01010	10101	Δ Δ Δ Δ	Δ Δ		Input Line Number
43	43	77777	77777)			
44	40	CD45	11	Parameter			
45	34	46463	03224	I L L E G A			Comment 4
46	46	01653	05367	L Δ S E Q U			
47	30	50263	00134	E N C E Δ I			
50	50	01653	05066	N Δ S E N T			

51	30	50263	00150	E	N	C	E	Δ	N	
52	67	47253	05401	U	M	B	E	R	Δ	
53	17	77777	77777	(
54	01	01010	10101	Δ	Δ	Δ	Δ	Δ	Δ	Input Line Number
55	43	77777	77777)						
	CA	CD56								

b. Translators

The two dimension translators are placed first in the group that follows. All other translators have been inserted in the order in which they are stored on the drum. See the regional assignments of translators in the preceding subdivision for this order.

Dimension String-Out. No. 1

Dimension String-out No. 1 is entered when Dimension Statement occurs as the 1st Sentence of a program. The routine uses the information in the dimension statement to assign a drum address and call word for each variable, and to build a file for each variable. Each file is added to the Dimension List. When End of Sentence is encountered the routine exists to Dimension String-out No. 2.

Successive operands in a sentence are obtained by referencing the Get Next Symbol routine. Variable name is picked up, assigned the current drum address, and given a call word of 77 ___ type. Subscripts are picked up and used to form modulus and multipliers for the variable. When closing parenthesis is picked up, the file is sent to the Dimension List. Drum address for the next variable is formed by adding modulus to old drum address and next call word is set up for assignment to next variable.

Error Print-outs: This routine references Error Routine (WA) for print-out of sentence number and sentence type, before all error print-outs. Several types of errors are detected:

If more than four subscripts are given for a variable, the routine prints: TOO MANY SUBSCRIPTS FOR VARIABLE '___'

If a new variable name is picked up before closing parenthesis for preceding variable is found, routine prints: INFORMATION FOR VARIABLE '___' IS INCOMPLETE

If more than 512 variables appear in a sentence, the routine prints: TOO MANY VARIABLES

If available drum storage is exceeded, the routine prints: VARIABLES REQUIRE TOO MUCH STORAGE

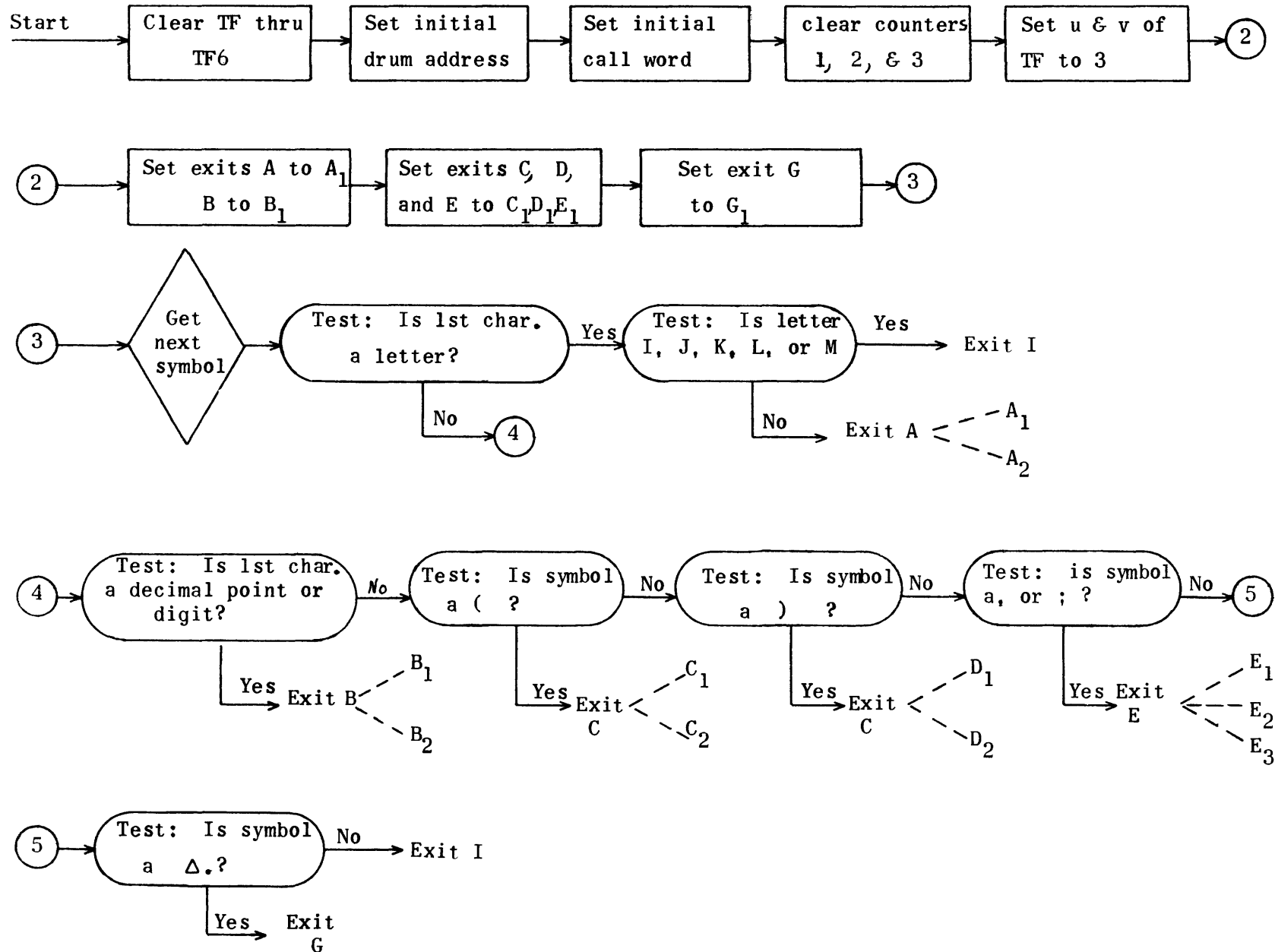
If a fixed-point variable name is given in a sentence, the routine prints: ILLEGAL SYMBOL

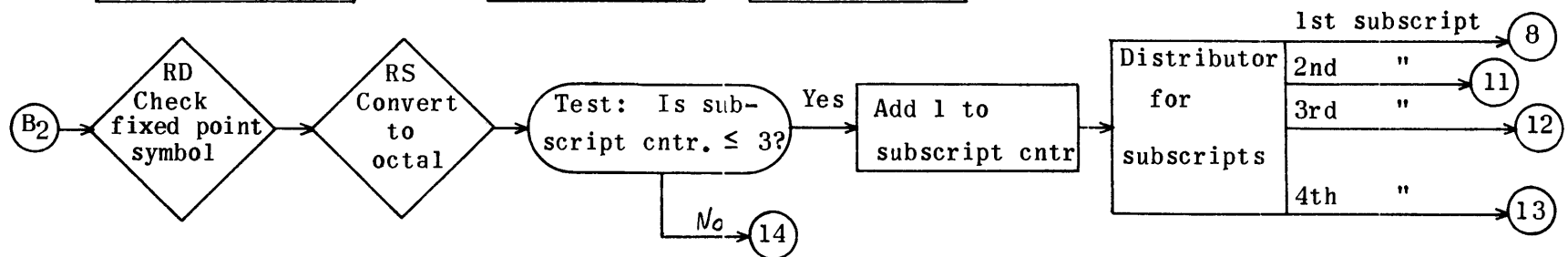
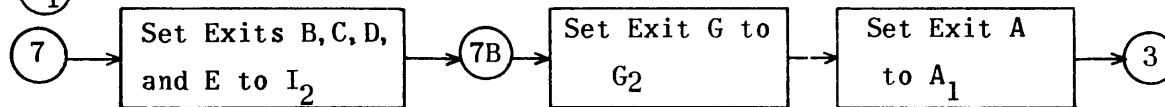
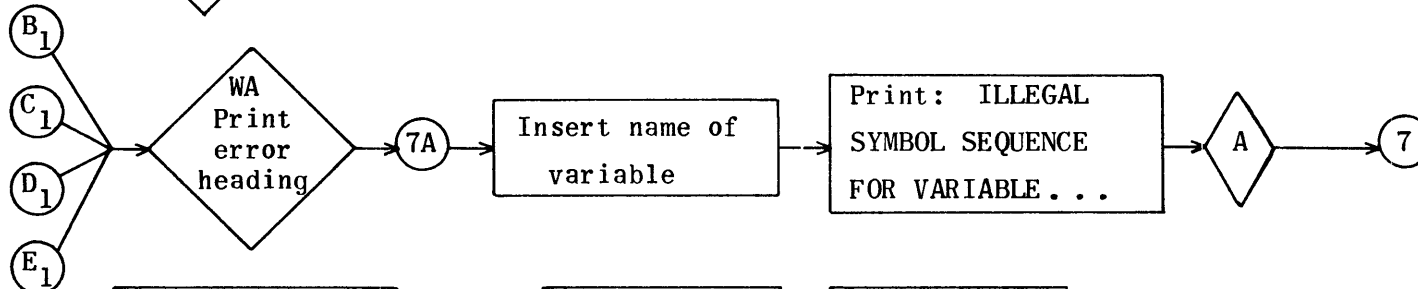
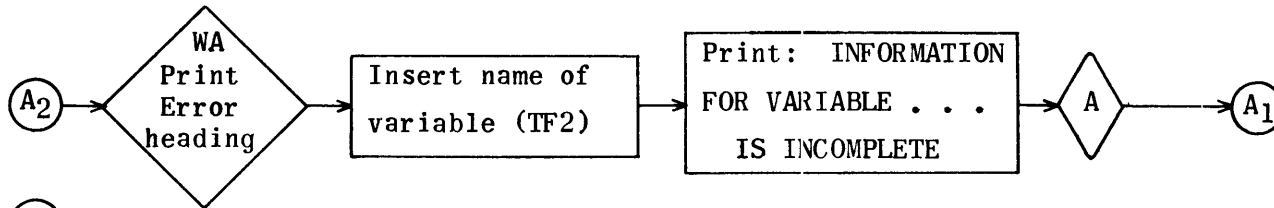
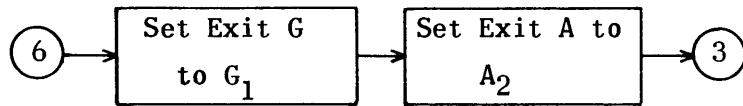
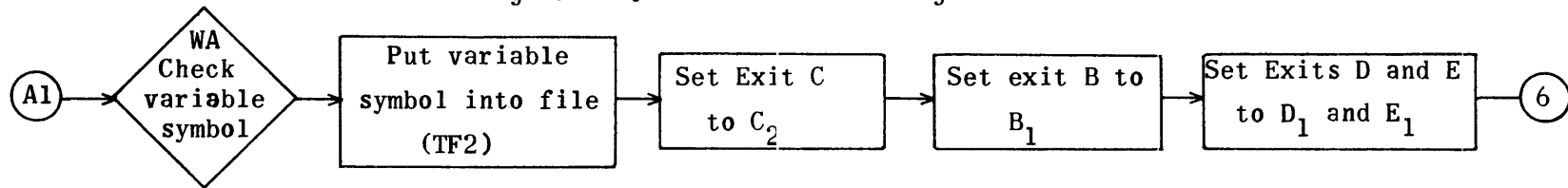
If an opening parenthesis or comma between subscripts is missing, the routine prints: ILLEGAL SYMBOL SEQUENCE FOR VARIABLE '___'

If a modulus for a variable is less than 2, the routine prints: DIMENSION OF VARIABLE '___' IS LESS THAN 2.

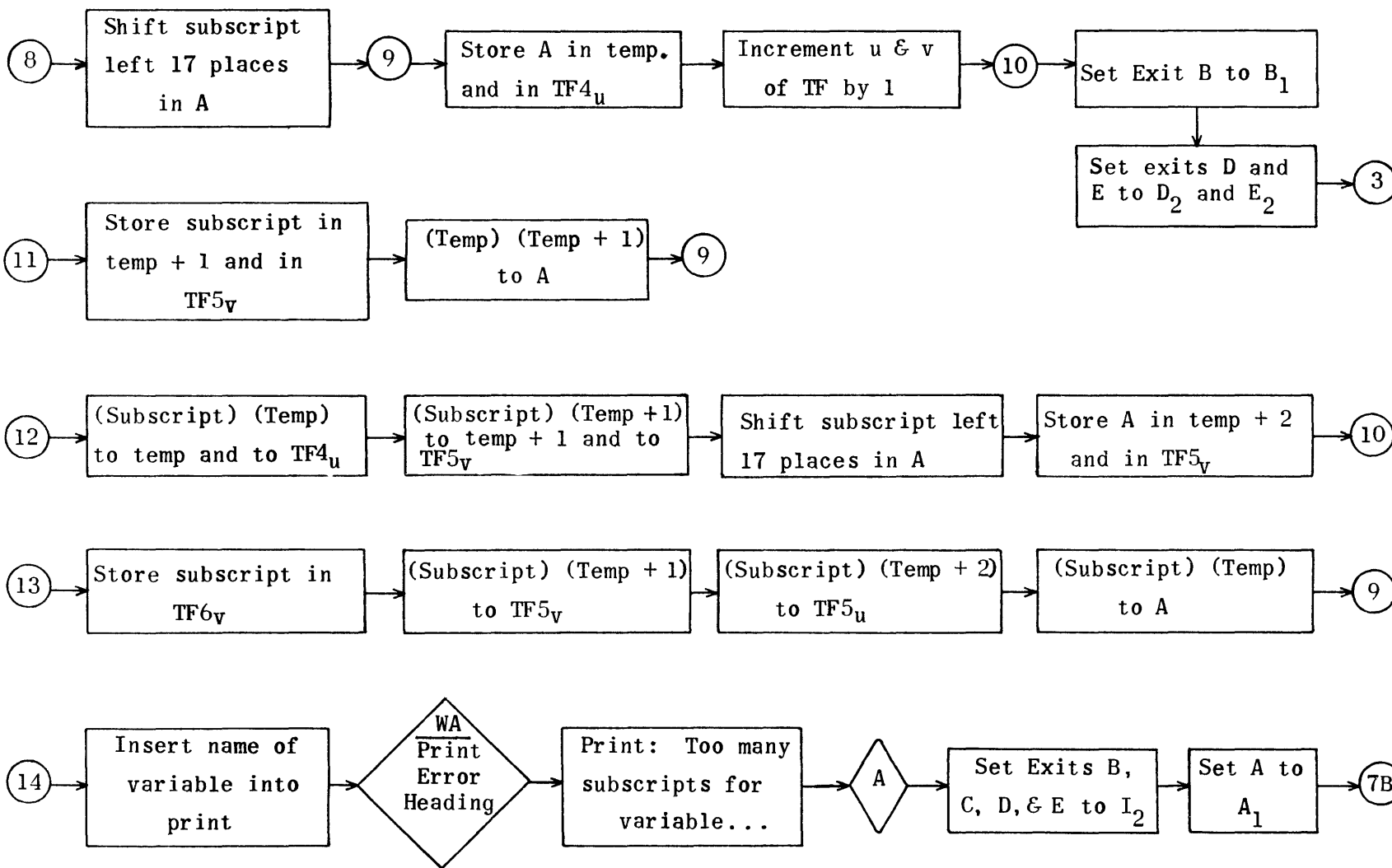
When an error is found for a variable, the symbols following the variable are ignored until a new variable name is found. A file containing only the variable name, drum address and call word is added to the Dimension List.

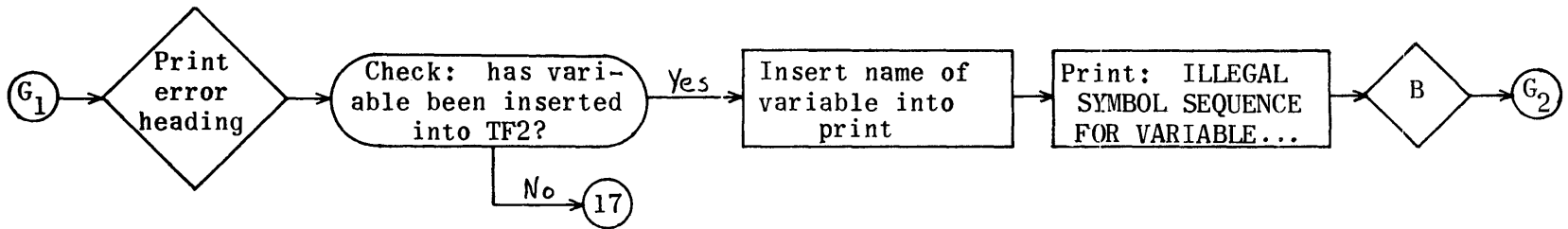
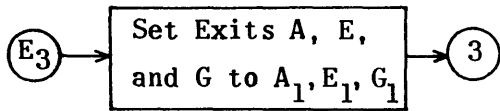
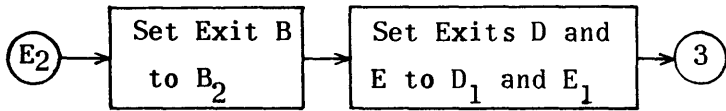
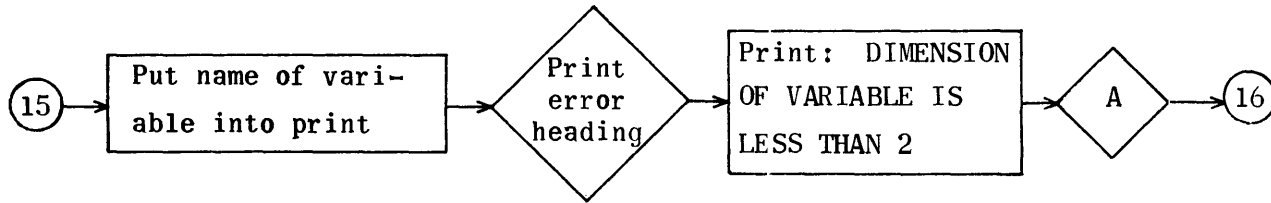
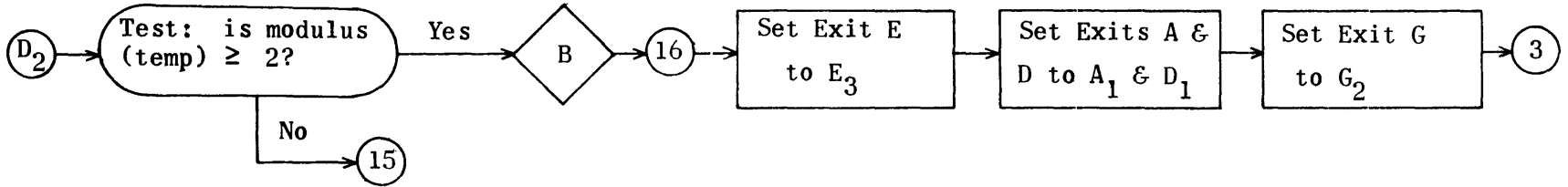
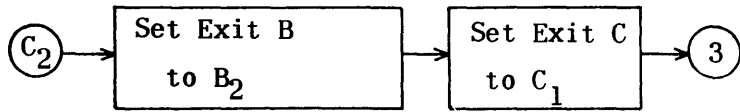
Dimension String-Out No. 1 Flow Charts - Page 1 of 6





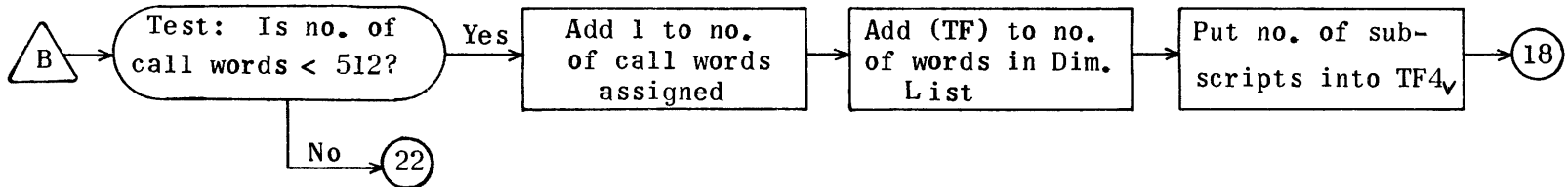
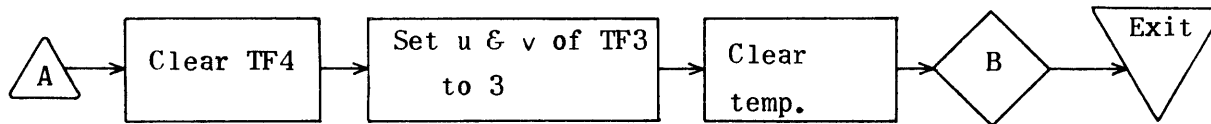

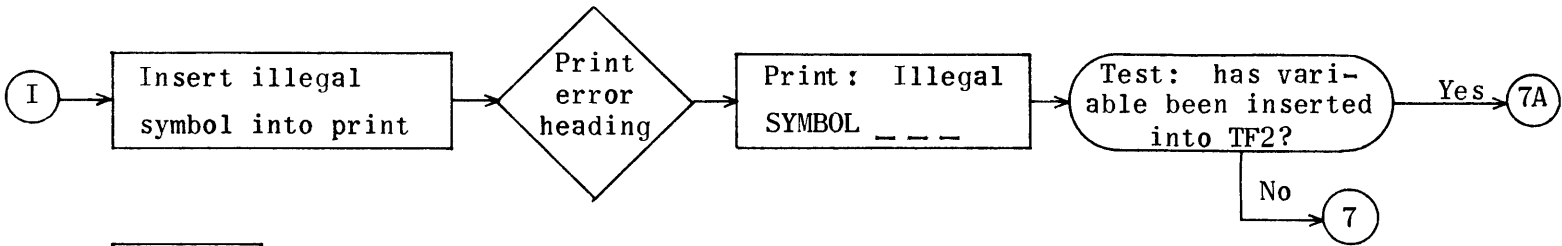

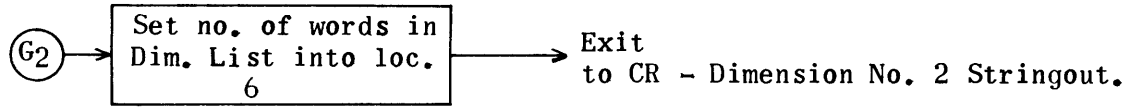
Dimension String-Out No. 1 Flow Charts - Page 3 of 6

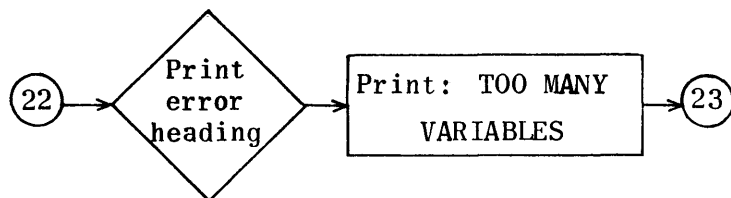
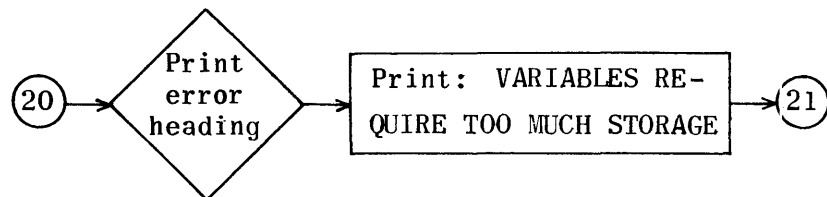
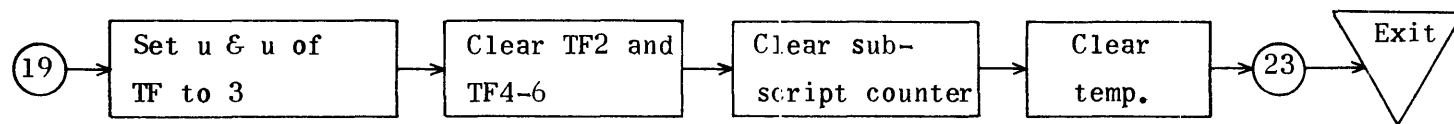
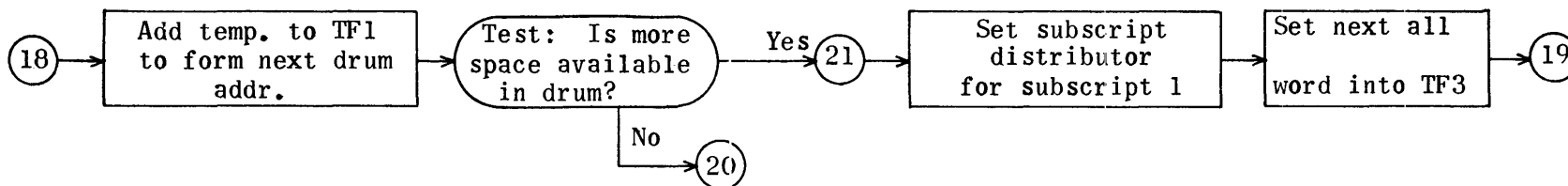




440

Dimension String-Out No. 1 Flow Charts - Page 5 of 6





Dimension String-Out No. 1

RE DY4400
 RE DT4424
 RE DU4502
 RE DV4564
 RE DW4622
 RE DX4643
 RE DZ4707
 RE CR5075

String-Out Subroutine Regions Are Needed to Assemble This Tape

	IA	DV			
	0	RP	10007	DV2	} Clear TF-TF6
	1	TP	DZ	TF	
	2	TP	DZ1	TF1	Set initial drum address
	3	TP	DZ2	TF3	Set initial call word
	4	RP	10003	DV6	} Clear counters
	5	TP	DZ	DZ111	
	6	TP	DZ22	TF	Set u & V of TF to 3
	7	RJ	DX	DX	Set exit A to A ₁
	10	RJ	DX16	DX16	Set exit B to B ₁
	11	RJ	DV17	DV14	Set exits C, D & E to C ₁ , D ₁ , & E ₁ .
	12	RJ	DY2	DY2	Set exit G to G ₁
	13	MJ	0	DW	Back to get next symbol
	14	TV	DW16	DW7	
	15	TV	DW16	DW10	
	16	TV	DW16	DW15	
	17	MJ	0	30000	
	20	RJ	DW15	30000	Set exit E to E ₂
E ₁	21	RJ	DU	DU	Set exit B to B ₂
	22	TV	DZ24	DW10	Set exit D to D ₁
	23	TV	DZ24	DW15	Set exit E to E ₁
	24	MJ	0	DW	Back to get next symbol
	25	RJ	DW15	30000	Set exit E to E ₃
E ₃	26	RJ	DX	DX	Set exit A to A ₁
	27	TV	DZ24	DW15	Set exit E to E ₁
	30	RJ	DY2	DY2	Set G to G ₁
	31	MJ	0	DW	Back to get next symbol
	32	RJ	DW7	30000	Set exit C to C ₂
C ₂	33	RJ	DU	DU	Set exit B to B ₂
	34	TV	DZ24	DW7	Set exit C to C ₁
	35	MJ	0	DW	Back to get next symbol
		CA	DV36		

	IA	DY		
G ₁	0	MJ	0	CR
	1	MJ	0	DV
	2	RJ	DW13	30000
	3	RJ	WA	WA1
	4	TP	TF2	A
	5	ZJ	DY6	DY13
	6	TP	A	DZ60
	7	TP	DZ11	UP3
	10	RJ	UP2	UP
	11	RJ	DT55	DT51
	12	MJ	0	DY17
	13	TP	DZ12	UP3
	14	RJ	UP2	UP
	15	MJ	0	DY17
G ₂	16	RJ	DW13	30000
	17	SP	DZ112	17
	20	SA	DZ117	0
	21	TU	A	6
	22	TV	DZ113	6
	23	MJ	0	DY
		CA	DY24	
		IA	DT	
	0	TP	DZ113	A
	1	TJ	DZ20	DT6
	2	RJ	WA	WA1
	3	TP	DZ14	UP3
	4	RJ	UP2	UP
	5	MJ	0	DT25
	6	RA	DZ113	DZ21
	7	RA	DZ112	TF
	10	TV	DZ111	TF4
	11	RJ	TE	TE1
	12	RA	TF1	DZ114
	13	TJ	DZ26	DT15
	14	MJ	0	DT45
	15	RJ	DU7	DU7
	16	RA	TF3	DZ21
	17	TP	DZ22	TF
	20	TP	DZ	TF2
	21	RP	10003	DT23
	22	TP	DZ	TF4
	23	TP	DZ	DZ111
	24	TP	DZ	DZ114
	25	MJ	0	30000
	26	RJ	DW10	30000

Exit to Dim. String-out No. 2

Jump to start

Set exit G to G₁

Print Error heading

Test: Has variable name been inserted into TF2?

If so, insert name of variable into print.

Print: ILLEGAL SYMBOL SEQUENCE FOR VARIABLE

— — —

Send incomplete file to Combination List

Jump to G₂

Print: ILLEGAL SYMBOL SEQUENCE

Jump to G₂

Set exit G to G₂

Set location 6 No. of words in Dim. List to u

No. of call words to v

Jump to exit

Test: Have less than 512 call words been assigned?

If not, print error heading

Print: TOO MANY VARIABLES

Jump to subroutine exit.

Send file to combination list

Clear subscript counter

Clear Temp.

Subroutine exit

D ₂	27	TP	DZ114	A	} Test: Is modulus ≥ 2 ?		
	30	TJ	DZ25	DT37			
	31	RJ	DT25	DT		} If so, send file to Comb. List & set for next file	
	32	RJ	DV25	DV25			
	33	RJ	DX	DX			Set exit E to E ₃
	34	RJ	DY16	DY16			Set exit A to A ₁
	35	TV	DX24	DW10			Set exit G to G ₂
	36	MJ	0	DW	Set exit D to D ₁		
	37	TP	TF2	DZ77	Back to get next symbol.		
	40	RJ	WA	WA1	} Print error heading		
	41	TP	DZ17	UP3			
	42	RJ	UP2	UP		} Print: DIMENSION OF VARIABLE '___' IS LESS THAN 2	
	43	RJ	DT55	DT51	Send incomplete file to Combination List		
	44	MJ	0	DT32	Back to set new exits		
	45	RJ	WA	WA1	Print error heading		
	46	TP	DZ16	UP3	} Print: VARIABLES REQUIRE TOO MUCH STORAGE		
	47	RJ	UP2	UP			
	50	MJ	0	DT15			
	51	TP	DZ	TF4			
	52	TP	DZ22	TF			
	53	TP	DZ	DZ114			
	54	RJ	DT25	DT			
	55	MJ	0	30000			
		CA	DT56				
		IA	DU				
B ₂	0	RJ	DW16	30000			
	1	RJ	RD	RD1	} Check fixed pt. symbol		
	2	TP	SY2	RS4			
	3	RJ	RS2	RS	} Convert XS3 to octal		
	4	TP	DZ27	A			
	5	TJ	DZ111	DU51	} Test: Is no. of subscripts ≤ 3		
	6	RA	DZ111	DZ21			
	7	RJ	DU7	DU10	} If so, add 1 to subscript counter		
	10	RJ	DU7	DU14			
	11	RJ	DU7	DU24			
	12	RJ	DU7	DU30	} Distributor for subscripts		
	13	MJ	0	DU42			
8	14	LA	RS3	17	} 1st subscript to Temp. and to TF _{4u}		
	15	TP	A	DZ114			
	16	TU	A	TF4			
	17	RA	TF	DZ23		Increment TF	
	20	RJ	DX16	DX16	} Set B to B ₁ , E to E ₂ , D to D ₂		
	21	RJ	DV20	DV20			
	22	RJ	DT26	DT26			
	23	MJ	0	DW			

11	24	TP	RS3	DZ115	} 2nd subscript to temp.+ 1 and to TF5 _v (Temp.) (Temp. + 1) → A
	25	TV	RS3	TF5	
	26	MP	DZ114	DZ115	
	27	MJ	0	DU15	
	30	MP	DZ114	RS3	} 3rd subscript x temp. → temp. and to TF4 _u
	31	TP	A	DZ114	
	32	TU	A	TF4	} 3rd subscript x temp. 1 → temp. and to TF5 _v
	33	MP	DZ115	TS3	
	34	TP	A	DZ115	
	35	TV	A	TF5	
	36	LA	RS3	17	} 3rd subscript to temp. + 2 _u and TF5 _u
	37	TP	A	DZ116	
	40	TU	A	TF5	
	41	MJ	0	DU20	
	42	TV	RS3	TF6	} 4th subscript to TF6 _v (4th subscript) temp. + 1 → TF5 _v
	43	MP	DZ115	RS3	
	44	TV	A	TF5	} (4th subscript) temp. + 2 → TF5 _u
	45	MP	DZ116	RS3	
	46	TU	A	TF5	
	47	MP	DZ114	TS3	
	50	MJ	0	DU15	} Insert name of variable into print Print error heading Print: TOO MANY SUBSCRIPTS FOR VARIABLE _ _ _ Send incomplete file to Combination List Set B to I ₂ Set C, D, & E to I ₂ Set exit A to A ₁
	51	TP	TF2	DZ36	
	52	RJ	WA	WA1	
	53	TP	DZ15	UP3	
	54	RJ	UP2	UP	
	55	RJ	DT55	DT51	
	56	RJ	DW17	DW17	
	57	RJ	DV17	DV14	
	60	RJ	DX	DX	
	61	MJ	0	DX30	
		CA	DU62		
		IA	DW		} Get next symbol Test: Is 1st char. a letter? Test: Is 1st char. I, J, K, L, or M? Test: Is 1st char. decimal point or digit? Test: Is symbol (? Test: Is symbol)? Test: Is symbol ,? Test: Is symbol ;? Test: Is symbol Δ .? Illegal symbol exit Set exit B to I ₂
	0	RJ	SY	SY1	
	1	TP	SY7	Q	
	2	QJ	DW3	DW5	
	3	TP	SY10	Q	
Exit A	4	QJ	DW14	30000	
	5	TP	SY11	Q	
	6	QJ	DW16	DW7	
Exit C	7	EJ	DZ3	30000	
Exit D	10	EJ	DZ4	30000	
	11	EJ	DZ5	DW15	
	12	EJ	DZ6	DW15	
Exit G	13	EJ	DZ7	30000	
Exit I	14	MJ	0	DX36	
Exit E	15	MJ	0	30000	
Exit B	16	MJ	0	30000	
	17	RJ	DW16	30000	

Exit I ₂	20	MJ	0	DW	
		CA	DW21		
		IA	DX		
A ₁	0	RJ	DW4	30000	Set exit A to A ₁
	1	RJ	RH	RH1	Check variable symbol
	2	TP	SY2	TF2	Put variable symbol in file
	3	RJ	DV32	DV32	Set exit C to C ₂
	4	RJ	DX16	DX16	Set exit B to B ₁
	5	RJ	DV17	DV15	Set exits D and E to D ₁ and E ₁
	6	RJ	DY2	DY2	Set exit G to G ₁
	7	RJ	DW4	DW	Set exit A to A ₂ & go to pick up next symbol
A ₂	10	RJ	WA	WA1	Print error heading
	11	TP	TF2	DZ45	Insert name of variable into print
	12	TP	DZ10	UP3	Print: INFORMATION FOR VARIABLE _ _ _
	13	RJ	UP2	UP	IS INCOMPLETE
	14	RJ	DT55	DT51	Send incomplete file to Combination List
	15	MJ	0	DX1	Jump to A ₁
B, C, D, E	16	RJ	DW16	30000	Set exit B to B ₁
	17	RJ	WA	WA1	Print error heading
	20	TP	TF2	A	Test: Has variable been inserted into
	21	ZJ	DX22	DX33	TF2?
(7A)	22	TP	A	DZ60	If not, put name of variable into print
	23	TP	DZ11	UP3	Print: ILLEGAL SYMBOL SEQUENCE FOR
	24	RJ	UP2	UP	VARIABLE _ _ _
	25	RJ	DT55	DT51	Send incomplete file to Combination List
(7)	26	RJ	DW17	DW17	Set B to I ₂
	27	RJ	DV17	DV14	Set C, D, and E to I ₂
	30	RJ	DY16	DY16	Set G to G ₂
	31	RJ	DX	DX	Set A to A ₁
	32	MJ	0	DW	Back to get next symbol
	33	TP	DZ12	UP3	Print: ILLEGAL SYMBOL SEQUENCE
	34	RJ	UP2	UP	
	35	MJ	0	DX26	Back to (7)
	36	TP	SY2	DZ65	Insert illegal symbol into error print
	37	RJ	WA	WA1	Print error heading
	40	TP	DZ13	UP3	Print: ILLEGAL SYMBOL _ _ _
	41	RJ	UP2	UP	
	42	TP	TF2	A	
	43	ZJ	DX22	DX26	
		CA	DX44		
		IA	DZ		
	0	0	0	0	
	1	0	40001	0	
	2	0	0	77000	
	3	17	77777	77777	
	4	43	77777	77777	

5	21	77777	77777
6	23	77777	77777
7	01	22777	77777

10	40	DZ40	11
11	40	DZ51	11
12	40	DZ51	4
13	40	DZ62	5
14	40	DZ67	4
15	40	DZ30	10
16	40	DZ103	6
17	40	DZ73	10

} U P parameters
for alarm
prints

20	0	0	1000
21	0	0	1
22	0	3	3
23	0	1	1
24	0	0	DX17
25	0	2	0
26	0	77777	0
27	0	0	3

30	66	51510	14724
31	50	73016	56725
32	65	26543	45266
33	65	01315	15401
34	70	24543	42425
35	46	30014	37777
36	01	01010	10101
37	17	22777	77777

} XS3 codes
TOO MANY SUBSCRIPTS FOR VARIABLES ---

40	34	50315	15447
41	24	66345	15001
42	31	51540	17024
43	54	34242	54630
44	01	43777	77777
45	01	01010	10101
46	17	01346	50134
47	50	26514	75246

} INFORMATION FOR VARIABLE --- IS INCOMPLETE

50	30	66302	27777
51	34	46463	03224
52	46	01657	34725
53	51	46016	53053
54	67	30502	63001
55	31	51540	17024
56	54	34242	54630
57	01	43777	77777

} ILLEGAL SYMBOL SEQUENCE FOR VARIABLE ---

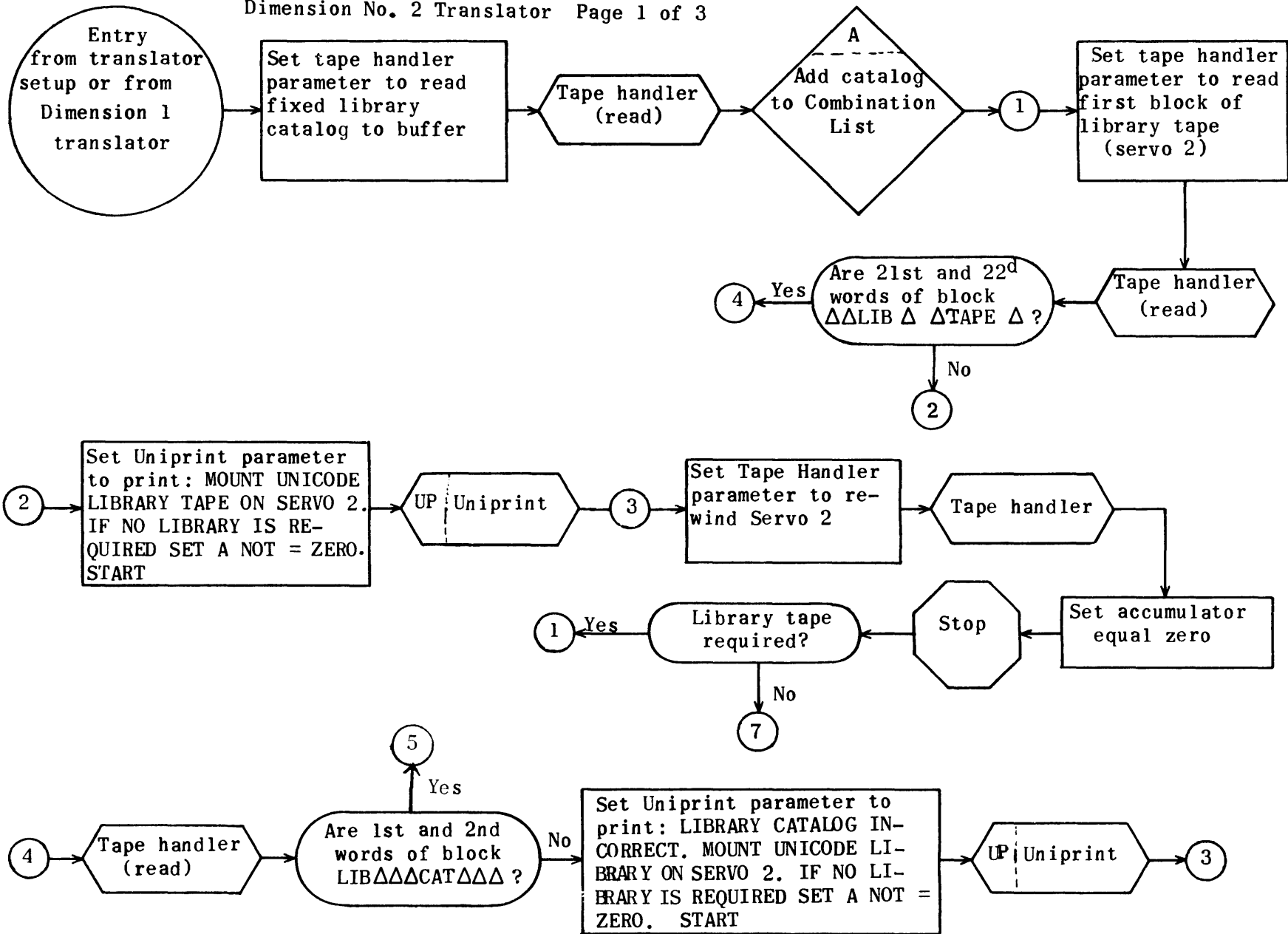
60	01	01010	10101
61	17	22777	77777
62	34	46463	03224

63	46	01657	34725	}	ILLEGAL SYMBOL ---
64	51	46014	37777		
65	01	01010	10101		
66	17	22777	77777		
67	66	51510	14724		
70	50	73017	02454	}	TOO MANY VARIABLES
71	34	24254	63065		
72	22	77777	77777		
73	27	34473	05065		
74	34	51500	15131		
75	01	70245	43424	}	DIMENSION OF VARIABLE --- IS LESS THAN 2
76	25	46300	14377		
77	01	01010	10101		
100	17	01346	50146		
101	30	65650	16633		
102	24	50010	52277	}	VARIABLES REQUIRE TOO MUCH STORAGE
103	70	24543	42425		
104	46	30650	15430		
105	53	67345	43001		
106	66	51510	14767		
107	26	33016	56651	}	
110	54	24323	02277		
111	0	0	0		
112	00	0	0		
113	0	0	0		
114	0	0	0	Subscript counter	
115	0	0	0	No. words in dim. list counter	
116	0	0	0	No. call words counter	
117	0	20000	0	Temp.	
				Temp. + 1	
				Temp. + 2	
CA		DZ120			

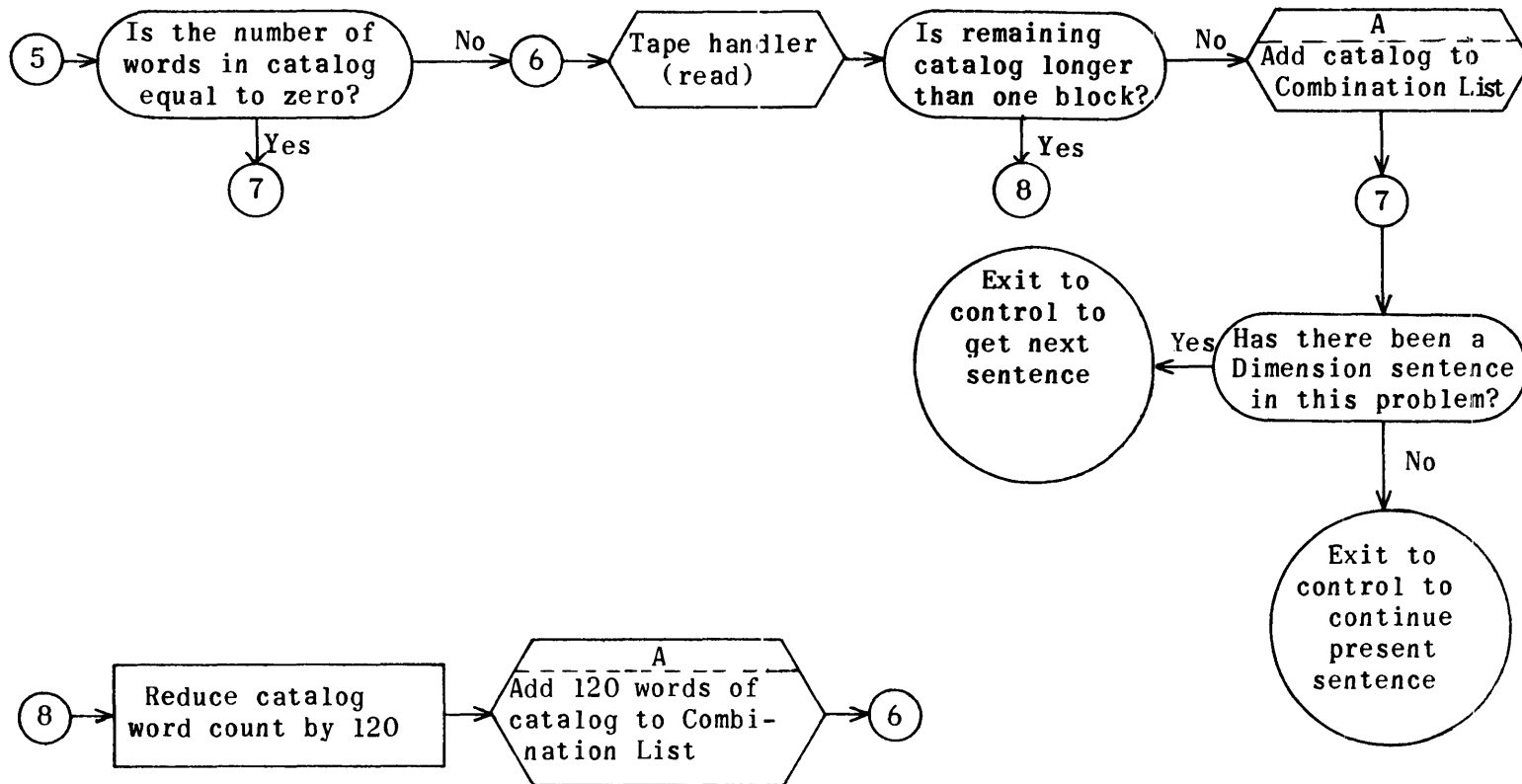
Dimension No. 2 Translator.

This translator reads the Permanent Library Catalog from the master tape and the Catalog for the UNICODE Library from Uniservo 2 and inserts them in the Combination List. Since these Catalogs must follow the Dimension items (if any) in the Combination List, this Translator is entered from the Dimension 1 Translator if a Dimension sentence appears in the problem. Otherwise, it is entered from the Translation Set-up routine.

This routine makes appropriate checks on the labels of the Uniservo 2 Library tape to insure that, if present, it is positioned properly. If a Library tape is not required for the problem and is not mounted on Uniservo 2, compilation will continue after suitable indication is given.

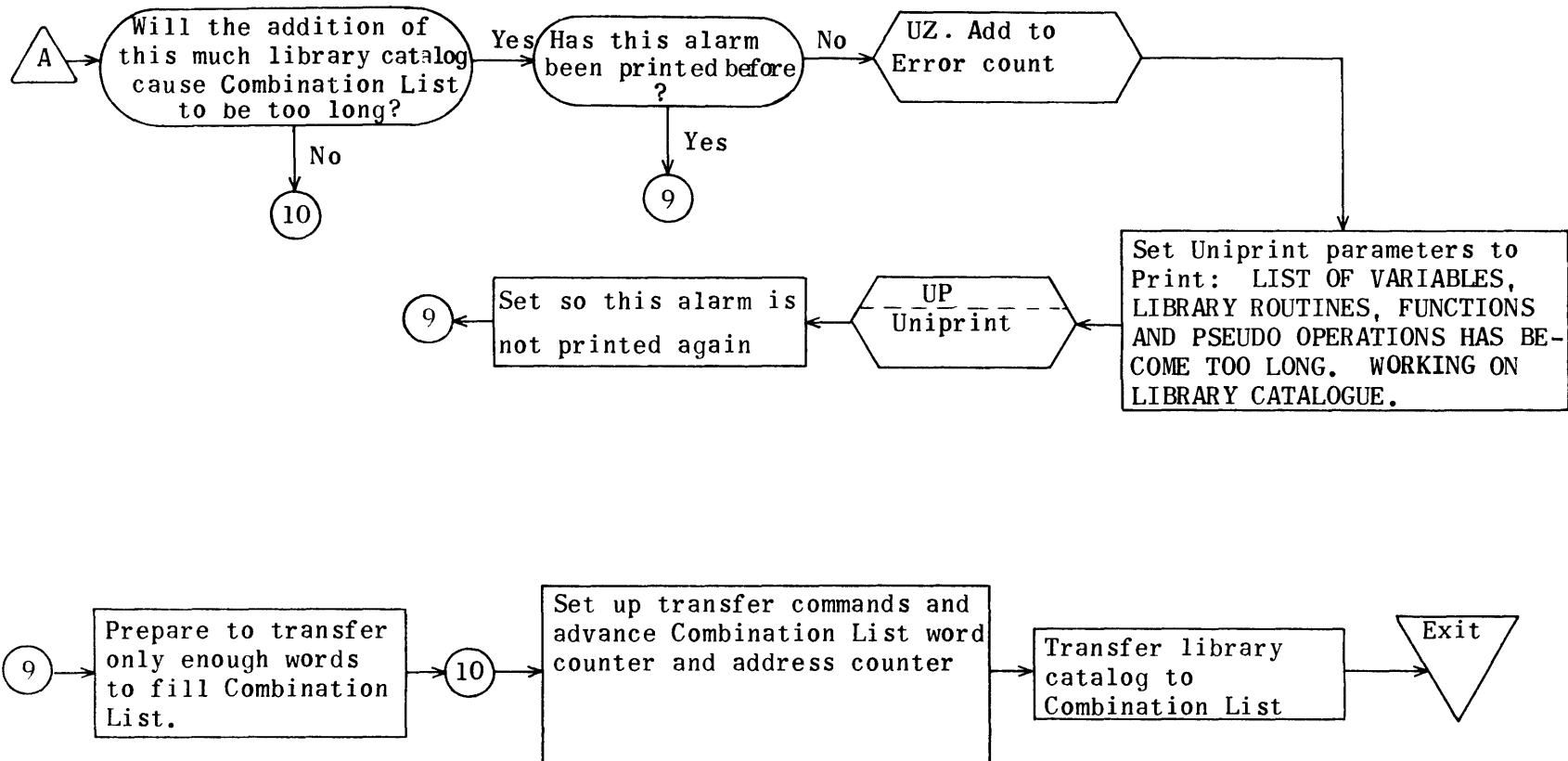


451



452

Subroutine A Add Library Catalog to Combination List.



Dimension No. 2 Translator.

Regions

RE CR5075
RE CQ5131
RE CV5151
RE CW5177
RE CX5214
RE CY5270
RE CZ5272
RE CU46101

Numerical Constant

RE UP421
RE TE2663
RE CB40101
RE TH21
RE WL3507
RE CT714
RE UZ3067
RE TB2637
RE FH50624

String-Out Subroutines Used

	IA	CR		
0	TP	CW6	TH3	} Read fixed library catalog to Buffer CZ
1	RJ	TH2	TH	
2	TP	CZ	CY	Length → temp.
3	TU	CR27	CV25	Set up Transfer
4	RJ	CV24	CV	Add fixed library catalog to CB list
5	TP	CW7	TH3	} Read standard library to Buffer CZ
6	RJ	TH2	TH	
7	SP	CZ24	0	} Check for Δ Δ L I B Δ
10	EJ	CW10	CR12	
11	MJ	0	CR14	
12	SP	CZ25	0	} Check for Δ T A P E Δ
13	EJ	CW11	CR23	
14	TP	CX1	UP3	} MOUNT LIBRARY, etc.
15	RJ	UP2	UP	
16	TP	CW5	TH3	} Rewind Uniservo 2.
17	RJ	TH2	TH	
20	SP	CW	0	} Set A = 0
21	MS	0	CR22	
22	ZJ	CQ11	CR5	Library tape required?
23	RJ	TH2	TH	Read block of Library tape
24	TP	CZ	A	} Check for L I B Δ Δ Δ
25	EJ	CW12	CR27	
26	MJ	0	CR31	} Check for C A T Δ Δ Δ
27	TP	CZ1	A	
30	EJ	CW13	CQ	
31	TP	CX	UP3	} LIBRARY CATALOG INCORRECT, etc.
32	RJ	UP2	UP	
33	MJ	0	CR16	
	CA	CR34		

	IA	CQ		
0	SP	CZ2	0	Third word of block → A.
1	ZJ	CQ2	CQ11	If no. of words = 0, exit
2	TP	A	CY1	
3	TU	CR24	CV25	Set up transfer
4	RJ	TH2	TH	Read block of Library tape
5	SP	CW1	0	} Is catalog longer than one block?
6	TJ	CY1	CQ14	
7	TP	CY1	CY	No. words → temp.
10	RJ	CV24	CV	Transfer to CB list
11	TP	WL2	A	} Has there been a Dimension sentence?
12	EJ	CW14	CT	
13	MJ	0	CT13	If yes, jump to get next sentence
14	RS	CY1	CW1	If no, jump to continue present sentence.
15	TP	CW1	CY	Reduce count by 170
16	RJ	CV24	CV	Use 170 count
17	MJ	0	CQ4	Transfer to CB list
	CA	CQ20		Back for next block.

	IA	CV		
0	SP	CY	17	
1	AT	CY	CY	
2	SA	TE 2	0	} Will CB List be too long?
3	TJ	CW4	CV16	
4	TP	TE 3	Q	} Has this alarm been printed before?
5	QJ	CV14	CV6	
6	RJ	UZ	UZ1	} No, so add to error count
7	TP	CX46	UP3	
10	RJ	UP2	UP	} and print alarm
11	TP	CX47	UP3	
12	RJ	UP2	UP	} Set so this alarm is not printed again.
13	TP	TB5	TE 3	
14	SP	CW3	0	} Prepare to transfer partial block
15	ST	TE 2	CY	
16	TP	CW2	Q	} Set n of RP
17	QS	CY	CV24	
20	SP	CB	0	} Advance CB word counter
21	QA	CY	CB	
22	TV	TE 2	CV25	} Set up transfer
23	RA	TE 2	CY	
24	RP	30000	30000	} Advance CB list address counter
25	TP	30000	30000	
	CA	CV26		} Transfer Library Catalog to CB List.

	IA	CW		
0	0	0	0	
1	0	0	170	
2	0	7777	0	
3	0	CU	CU	1st word of List following CB List
4	0	CU1	CU1	
5	10	2	0	Rewind Uniservo 2.
6	50	101	CZ	Read one block of Uniservo 1.
7	50	102	CZ	Read one block of Uniservo 2.
10	01	01463	42501	Δ Δ L I B Δ
11	01	66245	23001	Δ T A P E Δ
12	46	34250	10101	L I B Δ Δ Δ
13	26	24660	10101	C A T Δ Δ Δ
14	27	34473	05065	D I M E N S
	CA	CW15		

	IA	CX	
0	0	CX2	25
1	0	CX27	17
2	46	34255	42454
3	73	01262	46624
4	46	51326	73001
5	46	24253	04601
6	34	50265	15454
7	30	26662	20101
10	47	51675	06601
11	67	50342	65127
12	30	01463	42554
13	24	54730	15150
14	01	65305	47051
15	01	05220	10134
16	31	01505	10101
17	01	01463	42554
20	24	54730	13465
21	01	54305	36734
22	54	30270	16530
23	66	01240	15051
24	66	01760	10322
25	01	01656	62454
26	66	22010	10101
27	47	51675	06601
30	67	50342	65127
31	30	01463	42554
32	24	54730	15150
33	01	65305	47051
34	01	05220	10134
35	31	01505	10146
36	34	25542	45473
37	01	34650	15430
40	53	67345	43027
41	01	65306	60124
42	01	50516	60176
43	01	03220	10101
44	01	01656	62454
45	66	22010	10101
46	0	FH23	21
47	40	CX50	4
50	50	01463	42554
51	24	54730	12624
52	66	24465	13267
53	30	22777	77777
	CA	CX54	

```

L I B R A R
Y Δ C A T A
L O G U E Δ
L A B E L Δ
I N C O R R
E C T . Δ Δ
M O U N T Δ
U N I C O D
E Δ L I B R
A R Y Δ O N
Δ S E R V O
Δ 2 . Δ Δ I
F Δ N O Δ Δ
Δ Δ L I B R
A R Y Δ I S
Δ R E Q U I
R E D Δ S E
T Δ A Δ N O
T Δ = Δ O .
Δ Δ S T A R
T . Δ Δ Δ Δ
M O U N T Δ
U N I C O D
E Δ L I B R
A R Y Δ O N
Δ 2 . Δ Δ I
F Δ N O Δ L
I B R A R Y
Δ I S Δ R E
Q U I R E D
Δ S E T Δ A
Δ N O T Δ =
Δ O . Δ Δ Δ
Δ Δ S T A R
T . Δ Δ Δ Δ

```

Refers to Print-out in String-out Subs.

```

N Δ L I B R
A R Y Δ C A
T A L O G U
E .

```

Compute String-Out.

The string-out that this routine produces contains the call words of the alpha-numeric symbols of compute sentences. They appear in the same sequence as the symbols appear in the input sentence. Only subscripted variables are represented by more than their call words; these also have a modulus plus a number of subscripts and their multipliers in the string-out. A subscripted variable therefore occupies 2, 3, or 4 rows in the string-out, depending on whether it has 1, 2-3, or 4 subscripts. Parentheses, commas, periods and the like are not saved, except for the final space-period, which appears in excess-three representation and indicates the end of the string-out.

The compute sentence allows the combination of several terms within one sentence, such as: COMPUTE A(I) AND DOT (F,B (J), -20.4) AND W Δ . The string-out places a zero line between the terms within the sentence and after the last one, just preceding the space-period. This zero line is important for the compute-generate routine; it gives the indicator to place the RJ with the ten-line.

Variables that cannot be found in the Combination List or Dummy List are assigned call words by this routine and added to the Combination List. Only functions and subscripted variables are assumed to be in the lists, or an alarm occurs.

The Compute String-out routine checks for the type faults, wrongly chosen symbols, incorrect format of operands in functions or pseudo operations, and for the wrong number of subscripts of subscripted variables. Furthermore it checks for all sorts of errors induced by the combination of several symbols. The model for these error checks is given in the appendix to the flow chart.

When the first symbol of the sentence following the word "compute" is not alpha-numeric, the routine prints an alarm and exits without further checking of the sentence. This is the only case where the routine skips the rest of the sentence. In all other cases the sentence is handled up to the very end (if the number of alarms does not exceed the limit) and only contents of parentheses may be skipped, where a preceding alarm made the checking of the symbols inside the parentheses meaningless.

In cases where single-valued variables are used in place of subscripts, or vice versa, the routine gives an alarm but assumes that this format mistake was just incorrect writing and therefore adds the correct bit to the function or subscripted variable format-set-up in order to go on checking those expressions.

The routine handles negative floating point numbers inside functions and inside pseudo operations. In all other cases negative signs are rejected.

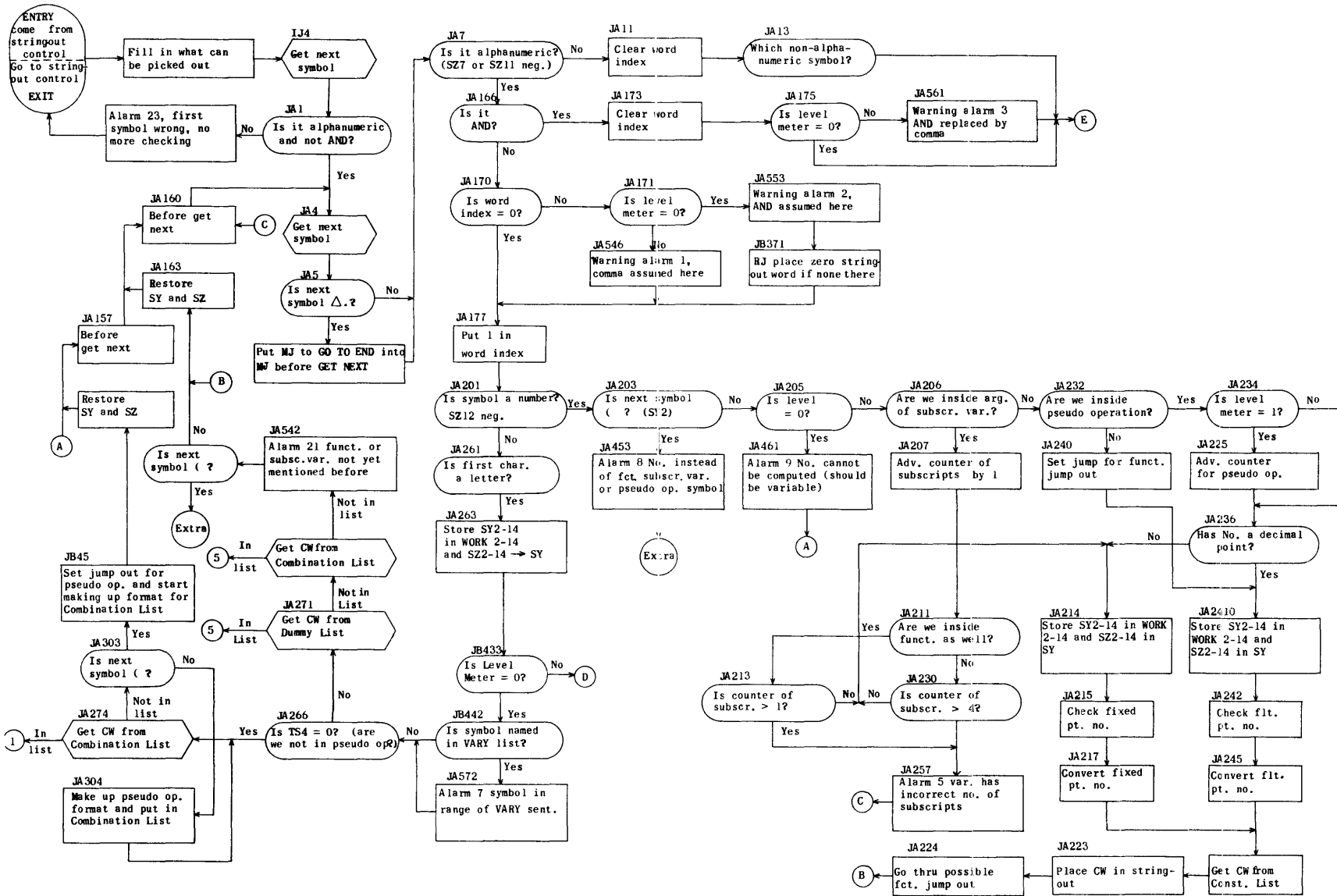
These are the 23 alarm print-outs and three warnings:

- 1) Symbol [] illegal in compute sentence.
- 2) Adjacent symbols [][] meaningless in compute sentence.
- 3) Pseudo operation [] has too many elements.
- 4) Parentheses not properly paired.
- 5) Variable [] has incorrect number of subscripts.
- 6) Arguments of function [] do not agree with previous usage.
- 7) [] cannot be computed here, since the sentence is in the range of a vary sentence.
- 8) Constant [] is followed by open parenthesis.
- 9) Constant [] appears as variable to be computed.
- 10) Arguments of function [] do not appear.
- 11) Arguments of function [] are superfluous.
- 12) Alpha-numeric symbol [] has digit as first character.
- 13) Symbol [] incorrectly used.
- 14) Variable [] is not defined by an equation.
- 15) Single valued variable [] is followed by an open parenthesis.
- 16) Subscripts of variable [] do not appear.
- 17) Arguments of dummy function [] do not appear.
- 18) Format of pseudo operation [] does not agree with previous usage.
- 19) Subscript [] of variable [] is not properly written.
- 20) Argument [] of function [] appears as subscript.
- 21) Function or subscripted variable [] has not been previously mentioned.
- 22) Subscript [] of variable [] exceeds allowed number of subscripts.
- 23) First symbol is wrong. Sentence not further checked.

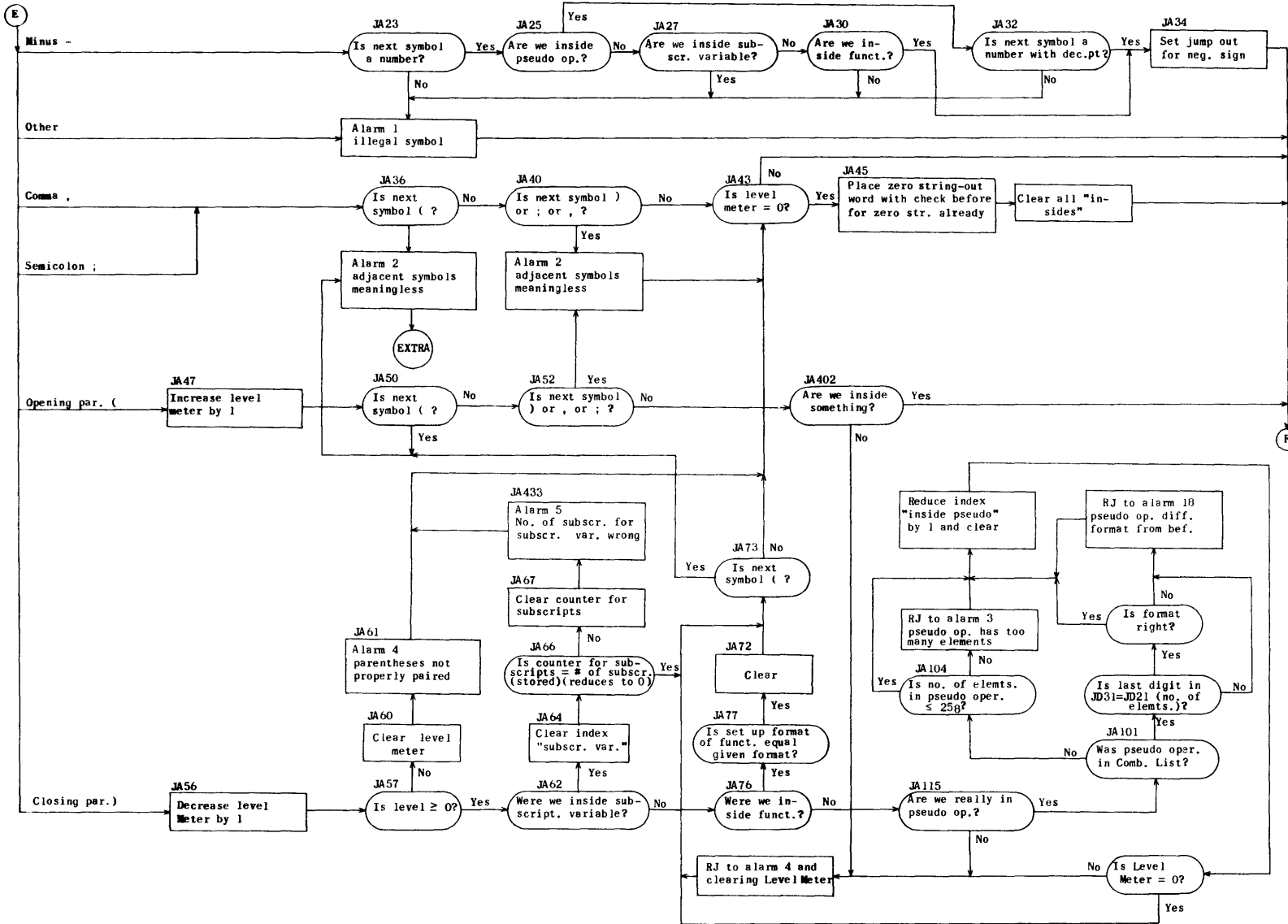
Warnings:

- 1) Comma assumed between [] and preceding symbol.
- 2) "and" assumed between [] and preceding symbol.
- 3) "and" inside parentheses replaced by comma.

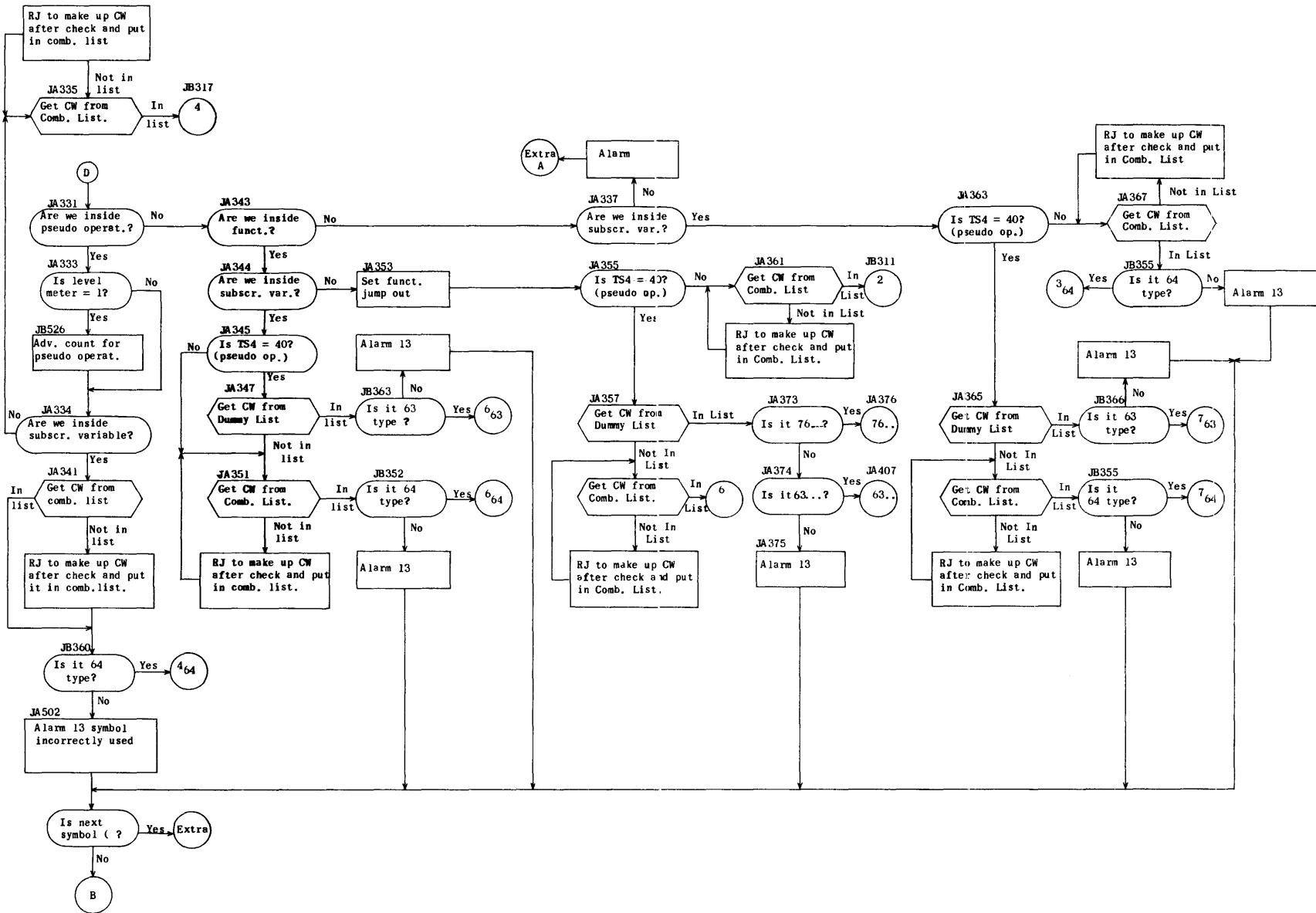
COMPUTE String-out



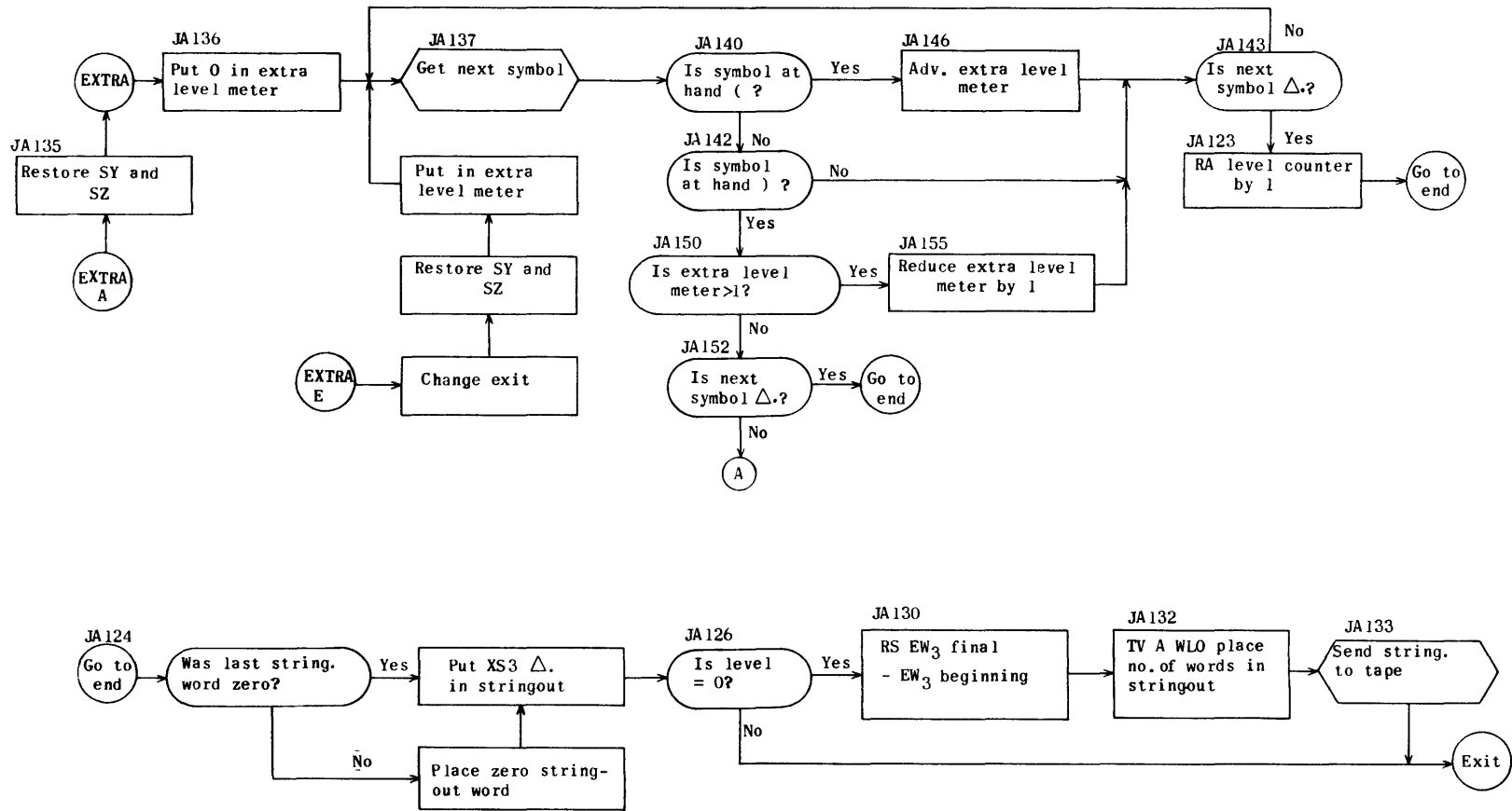
COMPUTE String-out (Cont.)



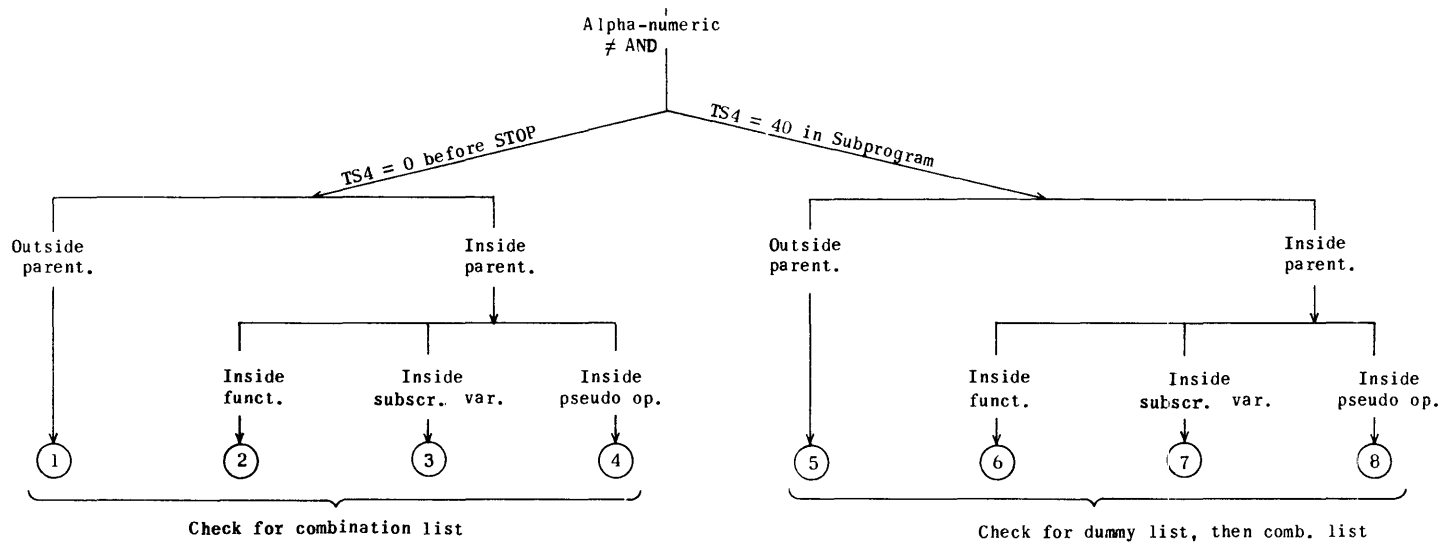
462



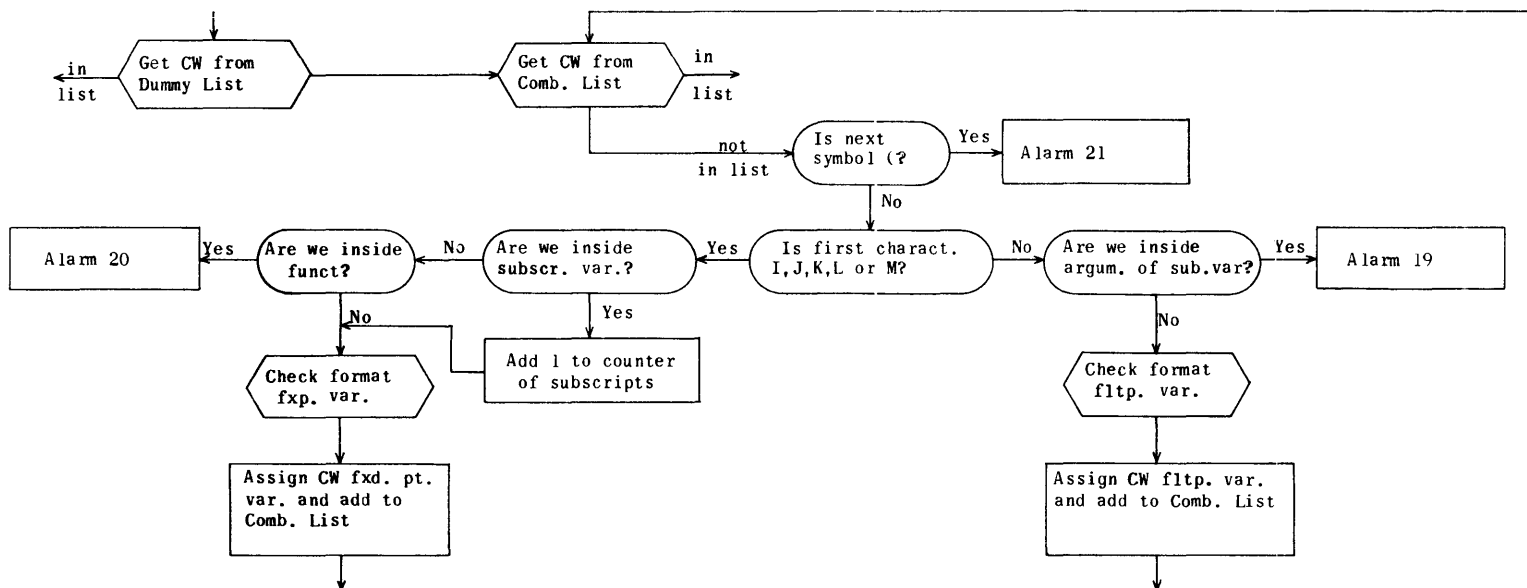
COMPUTE Stringout (Cont.)



COMPUTE STRINGOUT (Con:.)



464



COMPUTE STRINGOUT (Cont.)

	Not in Comb. List	Assume pseudo operat., make up format and put in comb. list	
①	77 is next symbol (?	Yes depending on v of TA5, save 4,3 or 2 addr. and XS3 code and set "inside sub. var" to 1 and set JD22 No alarm 16	V
	66 " " " (?	Yes save CW and XS3 code and # of elements in fct., set "ins. funct." to 1, set 3 in counted # of elem. and v of JB253=0 No alarm 17-1/2	I
	65 " " " (?	Yes alarm 15 No save CW	
	64 " " " (?	Yes alarm 15 No save CW	
	4 " " " (?	Yes save CW and set "ins. pseudo" = 1, save XS3 code, store CW in JD31 No save CW and XS3 code, check last 2 digits of CW for 0 (when not, alarm 18), store CW in JD31	VII
	Other" " " (?	Yes alarm 13, go to EXTRA No " 13, go to get next symbol	
	Not in comb. list	Generate CW after checks and put it in comb. list	
②	77 is next symbol (?	Yes depending on v of TA5 save 4,3 or 2 addr., save XS3 code and set "ins. subscr. var" = 1 No alarm 16	V
	(67) " " " (?	Yes alarm 15 No are we ins. subscr. var. as well? Yes: adv. counter for subscr. Is it >1? Yes: alarm 22 No: save CW	III
	65 " " " (?	Yes alarm 15 No save CW	
	64 " " " (?	Yes alarm 15 No are we ins. subscr. var. as well? Yes: adv. counter for subscr. Is it >1? Yes: alarm 22 No: alarm 20	III
	Other" " " (?	Yes alarm 13, go to EXTRA No " 13, " " get next symbol	
	465	Not in Comb. List	Generate CW after checks and put it in comb. list
③	(67) is next symbol (?	Yes alarm 15 No adv. counter for subscr. Is it >4? Yes: alarm 22 No: save CW	IV
	64 " " " (?	Yes alarm 15 No adv. counter for subscr. Is it >4? Yes: alarm 22 No: save CW	IV
	Other" " " (?	Yes alarm 13, go to EXTRA No " 13, " " get next symbol	
	Not in Comb. List	Generate CW after checks and put it in comb. list	
④	77 is next symbol (?	Yes depending on v of TA5 save 4,3, or 2 addr. and XS3 code and set "ins. subscr. var." = 1 No alarm 16	V
	(67) " " " (?	Yes alarm 15 No are we ins. subscr.. var. as well? Yes: adv. ct. for subscr. Is it >4? Yes: alarm 22 No: save CW	VI
	66 " " " (?	Yes alarm 11 (within pseudo op. arg. of fct. should not be given), save CW and go to EXTRA No save CW	
	65 " " " (?	Yes Alarm 15 No save CW	
	64 " " " (?	Yes alarm 15 No are we inside subscr. var. as well? Yes: adv. ct. for subscr. Is it >4? Yes: alarm 22 No: save CW	VI
	Other" " " (?	Yes alarm 13, go to EXTRA No " 13, " " get next symbol	

COMPUTE STRINGOUT (Cont.)

		Not in Dummy or Comb. List alarm since funct. symb. expected		
5	77	is next symbol (?	Yes depending on v of TA5 save 4,3,cr 2 addr. and XS3 code, set "ins. sub," to 1 and set JD22 No alarm 16	V
	66	" " " (?	Yes save CW and XS3 code, set "ins. fct." = 1, set JD22, set v of JB253=0, save # of elem. in fct. No alarm 17-1/2	I
	65	" " " (?	Yes alarm 15 No save CW	
	64	" " " (?	Yes alarm 15 No save CW	
	61	" " " (?	Yes save CW and xS3 code, set "ins. fct." = 1, set v of JB253 = 0, save # of elem. in fct. No alarm 17	I
		other" " " (?	Yes alarm 13 go to EXTRA No " 13, " " get next symbol	
		Not in dummy or comb. list generate CW after checks and put it in comb. list		
6	77	is next symbol (?	Yes depending on v of TA5, save 4, 3 or 2 addr. and XS3 code and set "ins. subscr.. = 1 No alarm 16	
	76X	" " " (?	Yes save CW and XS3 code and set "irs. subscr. var." = 1 No alarm 16	II
	(67)	" " " (?	Yes alarm 15 No are we inside subscr. var. as well? Yes: adv. ct. for subscr. Is it > 1? Yes: alarm 22 No: save CW No: save CW	III
	65	" " " (?	Yes alarm 15 No save CW	
	64	" " " (?	Yes alarm 15 No are we inside subscr. var. as well? Yes: adv. ct. for subscr. Is it > 1? Yes: alarm 22 No: alarm 20 No: save CW	III
	63	" " " (?	Yes alarm 15 No are we inside subscr. var. as well? Yes: adv. ct. for subscr. Is it > 1? Yes: alarm 22 No: save CW No: save CW	III
		Other" " " (?	Yes alarm 13 go to EXTRA No " 13, " " get next symbol	
		Not in dummy or comb. list generate CW after checks and put it in comb. list		
7	(67)	is next symbol (?	Yes alarm 15 No adv. counter for subscr. Is it > 4? Yes: alarm 22 No: save CW	IV
	64	" " " (?	Yes Alarm 15 No Adv. counter for subscr. Is it > 4? Yes: Alarm 22 No: save CW	IV
	63	" " " (?	Yes Alarm 15 No adv. counter for subscr. Is it > 4? Yes: alarm 22 No: save CW	IV
		Other" " " (?	Yes alarm 13 go to EXTRA No " 13, " " get next symbol	
8		Not in list or in list	} alarm 13	

466

Compute String-Out
Regions

RE IJ4400
 RE JA4410
 RE JB5234
 RE JC5770
 RE JI6114
 RE JJ6126
 RE JK6145
 RE JL6157
 RE JM6167
 RE JO6202
 RE JP6221
 RE JQ6243
 RE JR6257
 RE JS6276
 RE JT6310
 RE JU6322
 RE JV6340
 RE JW6350
 RE JX6363
 RE JY6401
 RE JZ6413
 RE IA6426
 RE IB6446
 RE IC6466
 RE ID6506
 RE IE6527
 RE IH6551
 RE IF6565
 RE IG6603
 RE IK6617
 RE II6631
 RE TJ6643
 RE JD6673

String-Out Subroutine regions are also needed to assemble this tape

	IA	IJ		
0	MJ	0	CT	Exit
1	RP	10035	IJ3	} Clear temporaries
2	TP	JC20	JD	
3	TP	JC1	EW3	Set EW3
4	RJ	SY	SY1	Get first symbol
5	EJ	JC2	JA567	Is it AND? When yes, go to alarm 23.
6	MJ	0	JA	No, go to JA
	CA	IJ7		

	0	IA	JA		
	1	TP	JC14	A	"40 ∅ ∅" → A
	2	EJ	SY7	JA4	} Is first symbol alpha-numeric?
	3	EJ	SY11	JA4	
	4	MJ	0	JA567	No: go to alarm 23
	5	RJ	SY	SY1	Get next symbol
	6	EJ	JC30	JA21	Is next symbol Δ .?
	7	TP	JC14	A	Put "40 ∅ ∅" → A
	10	EJ	SZ7	JA165	} Is symbol at hand alpha-numeric?
	11	EJ	SZ11	JA165	
	12	TP	JC20	JD	Clear word index
Not Alpha-numeric	13	TP	SZ2	A	Put XS3 code of word at hand → A
	14	EJ	JC34	JA36	,
	15	EJ	JC35	JA36	;
	16	EJ	JC13	JA47	(
	17	EJ	JC27	JA56)
	20	RP	20002	JA413	} - (upper and lower case)
	21	EJ	JC104	JA23	
Go to END	22	TV	JC61	JA160	Set exit for GO TO END
	23	MJ	0	JA6	Go to check symbol at hand
Neg. Sign	24	TP	JC14	A	} Has next symbol a letter?
	25	EJ	SZ12	JA612	
	26	TP	JC20	A	} Are we inside pseudo op?
	27	TJ	JD17	JA32	
	30	TJ	JD16	JA612	Are we inside subscr. var.?
	31	TJ	JD15	JA34	Are we inside funct.?
	32	MJ	0	JA612	None of them: go to alarm 1
	33	TJ	SY6	JA34	Has next symbol decimal point?
	34	MJ	0	JA612	Go to alarm 1
	35	TV	JC5	JA246	Set for handl. neg. no.
	36	MJ	0	JA157	Go to get next symbol
Comma ,	37	TP	SY2	A	} Is next symbol (?
Semicolon ;	40	EJ	JC13	JA417	
	41	EJ	JC27	JA425	Is next symbol)?
	42	EJ	JC34	JA425	Is next symbol ;?
	43	EJ	JC35	JA425	Is next symbol ,?
	44	TP	JC20	A	} Is level meter ≠ 0?
	45	TJ	JD1	JA157	
	46	RJ	JB400	JB371	Place zero string-out word and clear counters
	47	MJ	0	JA157	Go to get next string-out word
Opening Parent.	50	RA	JD1	JC21	Adv. Level Meter
	51	TP	SY2	A	} Is next symbol (?
	52	EJ	JC13	JA417	
	53	EJ	JC27	JA425	Is next symbol)?
	54	EJ	JC34	JA425	Is next symbol ;?
	55	EJ	JC35	JA425	Is next symbol ,?
	56	MJ	0	JA401	Go to further checks
Closing Parent.	57	RS	JD1	JC21	Reduce Level Meter
	60	SJ	JA60	JA62	Is Level Meter ≥ 0?
	61	TP	JC20	JD1	No Level Meter neg; clear Level Meter
	62	MJ	0	JA427	Go to alarm 4

	62	TP	JC20	A	} Are we not inside subscr. var.?
	63	EJ	JD16	JA76	
	64	TP	JC20	JD16	} We are inside; clear index "inside subscr."
	65	RS	JD22	JD20	
	66	ZJ	JA67	JA72	} Is no. of subscripts correct?
	67	TP	JC20	JD20	
	70	TP	JC20	JD22	} No, clear counter of subscr. and stored no. of subscript.
	71	MJ	0	JA433	
	72	TP	JC20	JD20	} Yes, no. of subscr. O.K.: clear counter of subscripts
	73	TP	SY2	A	
	74	EJ	JC13	JA417	} Is next symbol (? Go to alarm 2
	75	MJ	0	JA43	
	76	EJ	JD15	JA115	} Are we not inside funct.? Is set-up format of funct. = given format?
	77	RS	JD32	JD33	
	100	ZJ	JA120	JA121	} Come from JA115. Was pseudo oper. not in Combination List?
Pseudo Operation	101	EJ	JD24	JA113	
	102	TP	JC67	Q	} Mask out last 2 digits
	103	QT	JD31	A	
	104	EJ	JD21	JB505	} Is no. of operands in pseudo op. correct? Clear Level Meter and counter of elements and inside pseudo
	105	RJ	JB414	JB411	
	106	MJ	0	JA440	} Go to alarm 6-1/2 Clear index inside pseudo and counter of elements.
	107	RJ	JB414	JB412	
	110	TP	JC20	A	} Is Level Meter = 0?
	111	EJ	JD1	JA72	
	112	MJ	0	JA576	} Go to alarm (4), emergency exit Come from JA101 } check for no. of elements $\leq 20_{10}$
	113	RS	JD21	JC31	
	114	SJ	JA107	JA445	} Come from JA76 } Are we really in pseudo op.? When not, something wrong, emergency exit
	115	TJ	JD17	JA101	
	116	MJ	0	JA576	} Free
	117	0	0	0	
	120	RJ	JB424	JA564	} Alarm 5-1/2 Clear counter "inside funct."
	121	TP	JC20	JD15	
	122	MJ	0	JA72	} Set no. of words in string-out in v of WLO
	123	RA	JD1	JC21	
Before GO TO END GO TO END	124	RJ	JB461	JB453	} Put XS3 code of Δ . in string-out after checking whether zero word was already placed
	125	RJ	EW	EW1	
	126	TP	JC20	A	} Is Level Meter = 0?
	127	TJ	JD1	JA451	
	130	RS	EW3	JC62	} Set no. of words in string-out in v of WLO
	131	AT	JC21	A	
	132	TV	A	WL	} Bring string-out to tape Jump to EXIT
	133	RJ	WT	WT1	
	134	MJ	0	IJ	

Before	135	RJ	JB410	JB406	Restore SY and SZ
EXTRA	136	TP	JC20	JD30	Put 0 in extra Level Meter
EXTRA	137	RJ	SY	SY1	Get next symbol
	140	TP	SZ2	A	} Is symbol at hand (?
	141	EJ	JC13	JA146	
	142	EJ	JC27	JA150	Is symbol at hand)?
	143	TP	SY2	A	} Is next symbol Δ .?
	144	EJ	JC30	JA123	
	145	MJ	0	JA137	
	146	RA	JD30	JC21	Adv. extra Level Meter
	147	MJ	0	JA143	Go to check next symbol Δ .?
	150	TP	JC21	A	} Is extra Level Meter > 1?
	151	TJ	JD30	JA155	
	152	TP	JC30	A	} Is next symbol Δ .?
	153	EJ	SY2	JA124	
	154	MJ	0	JA157	Restore and go to get next symbol
	155	RS	JD30	JC21	Reduce extra Level Meter
	156	MJ	0	JA143	Jump to check next symbol Δ .?
	157	MJ	0	JA160	Before "go to get next symbol"
	160	MJ	0	JA4	Go to get next symbol
	161	RJ	JB410	JB406	Restore SY and SZ
	162	MJ	0	JA160	Go directly to get next symbol
	163	RJ	JB410	JB406	Restore SY and SZ
	164	MJ	0	JA157	Go to "before go to get next symbol" (used as const. for JB515)
	165	TP	SZ2	A	} Is symbol at hand AND?
	166	EJ	JC2	JA173	
	167	TP	JC20	A	} Is word index = 0?
	170	EJ	JD	JA177	
	171	EJ	JD1	JA553	Is Level Meter = 0? Yes; warning alarm 2
	172	MJ	0	JA546	Go to warning alarm 1
	173	TP	JC20	JD	Clear word index
	174	TP	JC20	A	} Is Level Meter = 0?
	175	EJ	JD1	JA36	
	176	MJ	0	JA561	Go to warning alarm 3
	177	TP	JC21	JD	Put 1 in word index
	200	TP	JC14	A	} Has symbol at hand a letter?
	201	EJ	SZ12	JA261	
	202	TP	SY2	A	} Is next symbol (?
	203	EJ	JC13	JA453	
	204	TP	JC20	A	} Is level = 0?
	205	EJ	JD1	JA461	
	206	EJ	JD16	JA232	Are we not inside subscr. var.?
	207	RA	JD20	JC21	Adv. counter for subscripts by 1
	210	TP	JC20	A	} Are we not inside function?
	211	EJ	JD15	JA227	
	212	TP	JC21	A	} Is counter of subscripts > 1?
	213	TJ	JD20	JA257	
Fixed Point	214	RJ	JB405	JB401	Save SY2-14 in JD2-14 and put SZ2-14 → SY2-14
No.	215	RJ	RD	RD1	Check fixed pt. const. format

	216	TP	SZ2	RS4	}	Convert to octal (fixed point)
	217	RJ	RS2	RS		
	220	TP	RS3	A	}	Get CW for const. from Const. List
	221	RJ	GW	GW1		
	222	TP	Q	EW2	}	Bring CW to string-out
	223	RJ	EW	EW1		
	224	MJ	0	JB222	}	Jump to possible funct. jump out
	225	RA	JD21	JC21		Adv. counter of elements in pseudo
	226	MJ	0	JA235	}	Is counter of subscripts > 4?
	227	TP	JC24	A		
	230	TJ	JD20	JA257	}	Are we not inside pseudo?
	231	MJ	0	JA214		Is Level Meter = 1?
	232	EJ	JD17	JA240	}	Has no. a decimal point?
	233	TP	JC21	A		
	234	EJ	JD1	JA225	}	Set jump for exit out of function
	235	TP	JC20	A		Store SY, SZ
	236	TJ	SZ6	JA241	}	Check format floating point constant
	237	MJ	0	JA214		
	240	TV	JC101	JB222	}	Convert to floating point octal
	241	RJ	JB405	JB401		
	242	RJ	RB	RB1	}	Inserted for eventual TN GG3 GG3 (?)
	243	TP	SY2	GG4		Go to assign CW and store it
	244	TP	SY3	GG5	}	Case of neg. floating point no.
	245	RJ	GG2	GG		
	246	RJ	JA246	JA247	}	Mask out CW code of CW found in Dummy List
	247	TP	GG3	A		
	250	MJ	0	JA221	}	Is it 61? Case ⑤ in Dummy List
	251	TN	GG3	A		No, go to alarm 13
	252	MJ	0	JA221	}	Case fixed pt. const. no. of subscr. $\begin{matrix} >4 \\ >1 \end{matrix}$
	253	RJ	JB525	JB523		alarm 5 in RJ
Exit When	254	QT	JC12	A	}	(JA160 OK since coming from JA230, there was SY2-14 not yet changed)
Case ⑤ in	255	EJ	JC43	JA317		Is first char. a letter?
Dummy List	256	MJ	0	JA502	}	Store SY → JD and SZ → SY.
	257	RJ	JA436	JA433		Is Level Meter ≠ 0?
	260	MJ	0	JA160	}	Jump to subroutine to check whether VARY OK
	261	EJ	SZ7	JA263		Are we not in subprogram? (TS4 = 0?)
	262	MJ	0	JA476	}	Set jump to alarm 21 in JB4 (JA312)
	263	RJ	JB405	JB401		Set exit in case it is in Dummy List
	264	TP	JC20	A	}	Get CW from Dummy List or Comb. List
	265	MJ	0	JB433		Restore address JB4
	266	EJ	TS4	JA274	}	Case ⑤ in Comb. List
	267	TV	JC64	JB4		Get file from Comb. List
	270	TV	JC73	JB2	}	Pseudo oper. not in list; go to put it in
	271	RJ	JB5	JB		Mask out first digit of CW → A
	272	TV	JC63	JB4	}	
	273	MJ	0	JB325		
	274	RJ	TA	TA1	}	
Not in List	275	MJ	0	JA302		
In list	276	TP	JC44	Q	}	
	277	QT	TA4	A		

	300	EJ	JC45	JA314	Is CW 4---- type (pseudo)?
	301	MJ	0	JB303	Case ① in list
	302	TP	JC13	A	Is next symbol (?)
	303	EJ	JD2	JB45	Go to put pseudo op. in Comb. List
	304	TP	SZ2	TF1	Shortcut: Pseudo op. without following parent.
	305	TP	JC111	TF	
	306	TP	VB	A	} Place CW
	307	AT	JC36	TF2	
	310	RJ	TE	TE1	Bring list in Comb. List
	311	MJ	0	JA274	Go again to get list from Comb. List
	312	TV	JC63	JB4	Restore addr. JB4
	313	MJ	0	JA542	Jump to alarm 21
Case CW	314	TP	JC13	A	} Case pseudo in list } is next symbol (?)
4	315	EJ	JD2	JB470	
Pseudo Op.	316	MJ	0	JB262	Jump to handle pseudo without following parent.
Case CW	317	TP	JC13	A	} Case CW 61 in Dummy List } is next symbol (?)
61	320	EJ	JD2	JA322	
	321	MJ	0	JA524	No, go to alarm 17
	322	TP	JC23	JD32	Set counter of elements in funct. to 3
	323	RJ	JB153	JB145	Save format of given funct.
	324	TV	JC20	JB253	Clear shift count
	325	TP	JC21	JD15	Set index "inside funct." to 1
	326	TP	TS2	JD26	Save XS3 code
	327	TP	TS3	EW2	} Place CW in string-out and go to get next
	330	MJ	0	JB221	
	331	EJ	JD17	JA343	Are we not inside pseudo op?
	332	TP	JC21	A	} Is Level Meter = 1? (only inside pseudo?)
	333	EJ	JD1	JB526	
	334	EJ	JD16	JA341	Are we inside subscr. variable?
	335	RJ	JB5	JB3	Get file from Comb. List or put it in when needed
	336	MJ	0	JB317	Case ④ in list
	337	EJ	JD16	JA610	Are we not inside subscr. var.? → alarm
	340	MJ	0	JA363	Go on to check for TS4
	341	RJ	JB5	JB3	Get file from Comb. List
	342	MJ	0	JB360	Case ④⑥④ in list
	343	EJ	JD15	JA337	Are we not inside funct.?
	344	EJ	JD16	JA353	Are we not inside subscr. var.?
	345	EJ	TS4	JA351	Is TS4 = 0?
	346	TV	JC65	JB2	Set exit for case it is in Dummy List
	347	RJ	JB5	JB	⑥⑥③ Get file from dummy or Comb. List
	350	MJ	0	JB352	Case ⑥⑥④ in list (= 264 case)
	351	RJ	JB5	JB3	Get CW from Comb. List
	352	MJ	0	JA350	
	353	TV	JC101	JB222	Set jump-out for funct. (to JB240)
	354	TP	JC20	A	Put zero → A
	355	EJ	TS4	JA361	Is TS4 = 0?
	356	TV	JC74	JB2	Set exit in case it is in Dummy List
	357	RJ	JB5	JB	Get CW from Dummy List or Comb. List

	360	MJ	0	JB333	Case ⑥ in Comb. List
	361	RJ	JB5	JB3	Get CW from Comb. List
	362	MJ	0	JB311	Case ② list
	363	EJ	TS4	JA367	Is TS4 = 0 ?
	364	TV	JC66	JB2	Set exit to ⑦⑥③ when in Dummy List
	365	RJ	JB5	JB	Get CW from Dummy List or Comb. List
	366	MJ	0	JB355	Case ⑦⑥④ in list
	367	RJ	JB5	JB3	Get CW from Comb. List
	370	MJ	0	JB355	Case ③⑥④ in list
Exit when	371	TP	TS3	Q	Mask out CW code-case ⑥ in Dummy List
case ⑥ in	372	QT	JC12	A	
Dummy List	373	EJ	JC42	JA376	Is it 76 --- ?
	374	EJ	JC11	JA407	Is it 63 --- ?
	375	MJ	0	JA502	Go to alarm 13
	376	TP	JC13	A	Is next symbol (?
	377	EJ	JD2	JB162	
	400	MJ	0	JA520	Jump to alarm 16
	401	TP	JC20	A	Come from JA55, zero > A
	402	TJ	JD15	JA157	When open parenthesis found: Am I really inside something?
	403	TJ	JD16	JA157	
	404	TJ	JD17	JA157	
	405	MJ	0	JA576	No, jump to alarm 4
	406	0	0	0	Free
	407	TP	JC13	A	Is next symbol (?
	410	EJ	JD2	JA514	
	411	TP	TS3	TA4	Put CW from dummy result to Comb. result
	412	MJ	0	JB531	Alarm 1
Alarm	413	TP	SZ2	J14	
Entries	414	TU	J1	JB420	
	415	RJ	JB424	JB415	
	416	MJ	0	JA160	
	417	TP	SZ2	JJ5	Alarm 2
	420	TP	SY2	JJ7	
	421	TU	JJ	JB420	
	422	RJ	JB424	JB415	
	423	RJ	JA423	JA424	
	424	MJ	0	JA157	Alarm 2.5 or 3
	425	RJ	JA423	JA417	
	426	MJ	0	JA43	
	427	TU	JL	JB420	Alarm 4
	430	RJ	JB424	JB415	
	431	RJ	JA431	JA432	
	432	MJ	0	JA43	
	433	TP	JD27	JM4	Alarm 5
	434	TU	JM	JB420	
	435	RJ	JB424	JB415	
	436	RJ	JA436	JA437	
	437	MJ	0	JA43	
	440	TP	JD25	IA7	Alarm 6-1/2 or 18.5
	441	TU	IA	JB420	
	442	RJ	JB424	JB415	
	443	RJ	JA443	JA444	
	444	MJ	0	JA107	

445	TP	TJ1	JK5	}	Alarm 6-3/4
446	TU	JK	JB420		
447	RJ	JB424	JB415		
450	MJ	0	JA107	}	Alarm 4.5 or 7
451	RJ	JA431	JA427		
452	MJ	0	JA134		
453	TP	SZ2	JQ4	}	Alarm 8
454	TP	SZ3	JQ5		
455	TU	JQ	JB420		
456	RJ	JB424	JB415		
457	TV	JC102	JA246		
460	MJ	0	JA136		
461	TP	SZ2	JR4		
462	TP	SZ3	JR5		
463	TU	JR	JB420		
464	RJ	JB424	JB415		
465	TV	JC102	JA246		
466	MJ	0	JA157		
467	RJ	JA436	JA433	}	Alarm 5.5 or 10
470	TV	JC102	JA246		
471	MJ	0	JA157		
472	TP	SZ2	JT6	}	Alarm 11
473	TU	JT	JB420		
474	RJ	JB424	JB415		
475	MJ	0	30000		
476	TP	SZ2	JU6	}	Alarm 12
477	TU	JU	JB420		
500	RJ	JB424	JB415		
501	MJ	0	JB450		
502	TP	SZ2	JV4	}	Alarm 13
503	TU	JV	JB420		
504	RJ	JB424	JB415		
505	RJ	JA505	JA506		
506	MJ	0	JB445		
507	TP	SZ2	JW4		
510	TU	JW	JB420	}	Alarm 14
511	RJ	JB424	JB415		
512	RJ	JA512	JA513		
513	MJ	0	JB445		
514	TP	SZ2	JX6	}	Alarm 15
515	TU	JX	JB420		
516	RJ	JB424	JB415		
517	MJ	0	JA135		
520	TP	SZ2	JY6	}	Alarm 16
521	TU	JY	JB420		
522	RJ	JB424	JB415		
523	MJ	0	JA163		
524	TP	SZ2	JZ7	}	Alarm 17
525	TU	JZ	JB420		
526	RJ	JB424	JB415		
527	MJ	0	JA163		
530	TP	SZ2	IA7		
531	MJ	0	JA441		

532	TP	SZ2	IB4	}	Alarm 19
533	TP	JD27	IB10		
534	TU	IB	JB420		
535	MJ	0	JB415	}	Alarm 19-1/2 Set RJ exit in JB424
536	TP	SZ2	IC4		
537	TP	JD26	IC10		
540	TU	IC	JB420	}	Alarm 20
541	MJ	0	JB415		
542	TP	SZ2	ID10		
543	TU	ID	JB420	}	Alarm 20-1/2 Set RJ exit in JB422
544	RJ	JB424	JB415		
545	MJ	0	JB445		
546	TP	SZ2	IF6	}	Alarm 21
547	TP	SZ3	IF7		
550	TU	IF	JB420		
551	RJ	JB424	JB425	}	Warning alarm 1
552	MJ	0	JA177		
553	TP	SZ2	IG6		
554	TP	SZ3	IG7	}	Warning alarm 2
555	TU	IG	JB420		
556	RJ	JB424	JB425		
557	RJ	JB400	JB371	}	Warning alarm 3
560	MJ	0	JA177		
561	TU	IK	JB420		
562	RJ	JB424	JB425	}	Warning alarm 3
563	MJ	0	JA36		
564	TP	JD26	JO6		
565	TU	JO	JB420	}	Alarm 5-1/2
566	MJ	0	JB415		
567	TU	IH	JB420		
570	RJ	JB424	JB415	}	Alarm 23
571	MJ	0	JA134		
572	TP	SZ2	JP2		
573	TU	JP	JB420	}	Alarm 7 or 12-1/2
574	RJ	JB424	JB415		
575	MJ	0	JB443		
576	RJ	JA431	JA60	}	Alarm 6 or 4.55
577	MJ	0	JA72		
600	TP	SZ2	JS6		
601	TU	JS	JB420	}	Alarm 10 or 17-1/2
602	RJ	JB424	JB415		
603	MJ	0	JA163		
604	TP	SZ2	IE4	}	Alarm 22
605	TP	JD27	IE10		
606	TU	IE	JB420		
607	MJ	0	JB415	}	Alarm 4-1/10
610	RJ	JA431	JA60		
611	MJ	0	JA135		
612	TP	JC1	J14	}	Alarm entr. 1 for neg. sign
613	TP	JC123	Q		
614	SP	SY2	102		
615	QS	A	J14	}	
616	MJ	0	JA414		

617	TV	JB231	JB223	} Alarm 11 1/2
620	TP	SZ2	JT6	
621	TU	JT	JB420	
622	RJ	JB424	JB415	
623	MJ	0	JA135	
	CA	JA624		

	IA	JB			
0	RJ	TS	TS1	Get file from Dummy List	Get file from
1	MJ	0	JB3	not in Dummy List	Comb. or Dummy List
2	MJ	0	30000	RJ-come-back when in Dummy List	
3	RJ	TA	TA1	Get file from Comb. List	
4	MJ	0	JB6	Not in Comb. List: have CW made	
5	MJ	0	30000	RJ-come-back when in Comb. List	
6	TP	JC15	Q	Set mask in Q	Add symbol to Comb. List
7	TP	JC13	A	Is next symbol (?)	
10	EJ	JD2	JA542		
11	QT	SZ2	A		
12	TP	A	A	Mask out XS3 code of first digit	
13	RP	20005	JB15		
14	EJ	JC116	JB24	Is it I, J, K, L, M?	
15	TP	JC20	A		
16	EJ	JD16	JB22	Are we not inside subscr. var.?	
17	RJ	JB424	JA532		
20	RA	JD20	JC21	Print alarm (subscript not starting with I, J, K, L, M.	
21	MJ	0	JA161	Adv. No. of subscr. (in order to go on checking format of subscr. var.)	
22	TU	JC6	JB42	Go and get next symbol (avoid funct. check because subscr. not interesting anyway)	
23	MJ	0	JB35	Setting for floating point variable.	
24	TP	JC20	A	Var. start with I, J, K, L, or M are we not inside subscr. var.?	
25	EJ	JD16	JB30		
26	MJ	0	JB34		
27	MJ	0	JB34	We are inside subscr. var.; jump to further handling.	
30	EJ	JD15	JB34	Free (instr. unused)	
31	RJ	JB422	JA536	We are not inside sub.: are we not inside funct.?	
32	TP	JC26	TA4	Print alarm	
33	MJ	0	JB220	Put "65000" in TA4 and save it as CW in string-out (assuming floating point var. was meant, in order to go on checking the format of the function.)	
34	TU	JC5	JB42	We are not inside funct.: make fixed pt. var.	
35	TP	JC111	TF	Put 3 in u of TF	
36	TP	SZ2	TF1	Put XS3 code in TF1	
37	TP	JC20	TF3	Clear TF3	
40	RJ	RH	RH1	Check for format	
41	RJ	TK	TK1	Get CW	
42	AT	30000	TF2	Add 64 --- or 65 --- (in u 200 or 216)→TF2	
43	RJ	TE	TE1	Add new floating point or fixed point variable to Comb. List	
44	MJ	0	JB3	Jump to get symbol from Comb. List	
45	TP	SZ2	TJ1	Save XS3 repr. of pseudo op. Pseudo op not in list.	
46	RA	VB	JC36	Make up CW	
47	TP	A	TJ2	(This TJ2 used for updating last TF address, later added to last bit for no. of elements, JB77)	

50	TP	JC110	TJ	Put 2 in u and v of TFO
51	TV	JC32	JA157	Change exit 19
52	RJ	JB400	JB376	Place zero string-out word for filling later
53	TV	EW3	JB117	Save addr. of string-out word for later placing it
54	TP	JC21	JD17	Set index "inside pseudo"
55	TP	JC20	JD24	Set index "pseudo was in list" to zero since it was not
56	MJ	0	JA161	
57	RJ	JB57	JA160	Only first time: get symbol after parent.
60	TP	JD1	A	Put level Meter → A
61	EJ	JC21	JB64	Level = 1 ?
62	EJ	JC20	JB462	Level = 0 ?
63	MJ	0	JA160	Level > 1, go to get next
64	TP	JC14	A	Level is 1: put "40 Ø Ø" → A
65	EJ	SZ7	JB104	Is symbol at hand alpha-numeric?
66	EJ	SZ11	JB70	Is symbol at hand a number?
67	MJ	0	JA160	For all other symbols go to get next symbol
70	TP	JC20	A	
71	TJ	SZ6	JB101	Has number decimal point?
72	TU	JC33	JB75	No, set addr. for format code 2 in JB75
73	RA	JB47	JC21	Adv. for next TJ word
74	TV	JB47	JB75	Set next TJ word address in JB75
75	TP	30000	30000	Place next TJ word
76	RA	TJ	JC107	Adv. counters in TJ region in u (adv. count of elements) in v
77	RA	TJ2	JC21	
100	MJ	0	JA160	
101	TU	JC32	JB75	No. with dec. pt; set address for format code in JB75
102	MJ	0	JB73	
103	RJ	TA	TA1	Is this used?
104	TP	JC12	Q	
105	QT	TA4	A	Mask out CW
106	EJ	JC25	JB112	Is CW 66?
107	EJ	JC26	JB101	Is CW 65?
110	EJ	JC10	JB72	Is CW 64?
111	MJ	0	JB114	CW 77 left
112	TU	JC37	JB75	Case funct. (66)
113	MJ	0	JB73	Bring TA5 in next TF address.
114	SP	TA5	36	
115	AT	JC24	TA5	Case subscr. var. (77) set up "No. of subscr. Ø 4" and store in TA5 (TA5 used for temp. storage)
116	MJ	0	JB112	
117	TP	TF2	30000	Come from JB462/463 (= patch to JB62) Put CW in saved str. address (set by JB53)
120	RJ	TE	TE1	Finish up bringing pseudo op in Comb. List
121	TV	JC6	JB57	Restore 120 = JB57 for next pseudo not in list
122	TV	JC6	JA157	Restore exit in "bef. bef. next"
123	TV	JC72	JB47	Restore JB47 to TF2 in v
124	MJ	0	JA160	(Could go to 19 or 20 since exit out of 19 is restored)

	125	TP	JC13	A	}	Next symbol (?	Subroutine for equality jump series			
	126	EJ	JD2	JB136						
	127	TP	TA4	Q	}	Mask out CW ind.				
	130	QT	JC12	A						
	131	EJ	JC25	30000	}	66?	No (following			
	132	EJ	JC26	30000		65?				
	133	EJ	JC10	30000		64?				
	134	EJ	JC12	JA520		77?				
	135	MJ	0	JA502		Others?				
	136	TP	TA4	Q	}	Mask out CW ind.				
	137	QT	JC12	A						
	140	EJ	JC12	30000	}	77?	With (following			
	141	EJ	JC25	30000		66?				
	142	EJ	JC26	JA514		65?				
	143	EJ	JC10	JA514		64?				
	144	MJ	0	JA502		Others?				
	145	TU	TS17	JB152	}	Entry for 61 funct.	Store given format of function			
	146	RA	JB152	JC3		}		Entry for 66 funct.		
	147	MJ	0	JB151				Clear JD33		
	150	TU	JC37	JB152				Store format of funct.		
	151	TP	JC20	JD33				Exit for RJ use		
I	152	TV	30000	JD33	}	Save XS3 code in funct. XS3 code-storage Handling 66				
	153	MJ	0	30000						
	154	TP	TA3	JD26	}	Put "3" in format of elements (for format "funct.")				
	155	TP	JC23	JD32		Go to store given funct. format.				
	156	RJ	JB153	JB150		Clear shift count for next counted element				
	157	TV	JC20	JB253		Set "inside funct." to 1				
	160	TP	JC21	JD15		Go to save CW				
II	161	MJ	0	JB220	}	Set inside subscr. to 1.	Handling 76X			
	162	TP	JC21	JD16		Save XS3 code in subscr. var. XS3 code storage				
	163	TP	TS2	JD27		Save no. of elements in v of JD22				
	164	TP	JC75	Q		}		Go to save CW		
	165	QT	TS3	JD22						
	166	LQ	JD22	36	}	Are we not inside subscript var.? Handl. subscr.				
III	167	MJ	0	JA327						
	170	TP	JC20	A				}	Adv. counter of subscr. by 1	
	171	EJ	JD16	JB521						
	172	RA	JD20	JC21				}	Is 2 > no. of subscripts? (maximal 1)	
	173	TJ	JC22	JB220						
	174	RJ	JB424	JA604						
	175	MJ	0	JA161						
IV	176	RA	JD20	JC21	}	Jump to alarm 22 (exit not via possible funct. jump out, since inside subscripted var. not of interest for funct. format)				
	177	TJ	JC7	JB220				Adv. counter of subscr. by 1		
	200	MJ	0	JB174				Is 5 > no. of subscripts (max. 4) ?		
	201	TP	TA3	JD27				No, jump to alarm 22 via JB174		
V	202	TP	JC21	JD16				Save XS3 code		
	203	TP	JC40	Q	}	Set "inside subscr." to 1				
	204	QT	TA5	JD22						
						Store no. of subscripts				

	205	EJ	JC21	JB224	Is No. of subscr. = 1 ?
	206	TJ	JC24	JB232	Is 4 > no. of subscr.? (case 2 or 3 subscr.)
	207	MJ	0	JB235	Case 4 subscripts
VII	210	TP	JC21	JD17	Set "inside pseudo" to 1
	211	TP	TA3	JD25	Save XS3 code in pseudo op XS3 code storage
	212	TP	TA4	JD31	Save CW code in pseudo op CW code storage
	213	TP	JC21	JD24	Set index "pseudo was in list"
	214	MJ	0	JB220	Go to save CW
VI	215	TP	JC20	A	Clear A
	216	EJ	JD16	JB220	Are we not inside subscr. var.?
	217	MJ	0	JB176	Jump to IV
Save	220	TP	TA4	EW2	Save 1 CW
1 CW	221	RJ	EW	EW1	RJ for exit with funct. (jumps to JB240) and used by pseudo JB470 as exit, v rest by JA617
	222	RJ	JB222	JB223	
	223	MJ	0	JA163	
Save	224	RJ	JB223	JB220	
2	225	RA	JB220	JC	
CW's	226	RJ	JB223	JB220	Save 2 CW's
	227	TU	JC41	JB220	Restore JB220
	230	TV	JC41	JB223	Restore JB223
	231	MJ	0	JA163	
Save	232	RJ	JB223	JB220	
3	233	RA	JB220	JC	Save 3 CW's
CW's	234	MJ	0	JB224	
Save	235	RJ	JB223	JB220	Save 4 CW's
4	236	RA	JB220	JC	Form funct. format for comp. with given one.
CW's	237	MJ	0	JB232	
	240	TU	EW3	JB242	Come from JB222 (when funct. jump out was set)
	241	TP	JC12	Q	Mask out CW code of CW just placed in string-out
	242	QT	30000	A	
	243	EJ	JC13	JB256	77
	244	EJ	JC42	JB256	76
	245	EJ	JC77	JB260	67
	246	EJ	JC26	JB260	65
	247	EJ	JC1	JB260	63
	250	MJ	0	JB223	Others (ignore and go on)
	251	RA	JB253	JC23	Come from JB256 or JB260. Adv. shift count
	252	TP	30000	Q	Put 1 or 4 in Q
	253	LQ	Q	30000	Shift (set to 0 when funct. symbol found)
	254	RA	JD32	Q	Add code no. to "counter" of element in funct.
	255	MJ	0	JB223	Go back to exit of "save CW"
	256	TU	JC72	JB252	Cases 77, 76, (4)
	257	MJ	0	JB251	
	260	TU	JC73	JB252	Cases 67, 65, 63 (1) (when 63 and inside sub. we skip the funct. jump out)
	261	MJ	0	JB251	
	262	TP	JC67	Q	Come from JA316 (entr. set from v in JC70) Mask out last 2 digits for pseudo
	263	QT	TA4	A	(to check whether with operands or not)
	264	ZJ	JA530	JB220	When last 2 bits = 0, go to put CW in string-out

	265	TP	JC12	Q	}	Come from JB307 or JB331	
	266	QT	TA4	A		Mask out first 2 bits of symbol at hand (after it came out of Comb. List)	
	267	EJ	JC12	JB274		77	
	270	EJ	JC25	JB274		66	
	271	EJ	JC26	JB274		65	
	272	EJ	JC10	JB274		64	
	273	MJ	0	30000			
	274	TP	JC71	Q	}	Is symbol defined by special equation?	
	275	QT	TA5	A			
	276	ZJ	JB273	JA507			
	277	RJ	JB223	JB220		Come from JB141, save CW	
	300	RJ	JA154	JA617		Give alarm concerning skipping inside parent.	
	301	TV	JB302	JA154		Restore exit of alarm	
	302	MJ	0	JA157		Go to EXTRA. Checks for special equations	
①	303	RJ	JB467	JB464	}	66, 65, 64	
	304	MJ	0	JB305		Free	Not followed by (
	305	TV	JC52	JB140		77	
	306	TV	JC46	JB141		66	
	307	RJ	JB273	JB265		Check whether symbol has special equat.	
	310	MJ	0	JB125			
②	311	TV	JC55	JB131	}	66	
	312	TV	JC54	JB132		65	Not followed by (
	313	TV	JC50	JB133		64	
	314	TV	JC52	JB140		77	
	315	TV	JC55	JB141		66	
	316	MJ	0	JB125			
④	317	TV	JC54	JB131	}	66	
	320	TV	JC54	JB132		65	Not followed by (
	321	TV	JC53	JB133		64	
	322	TV	JC52	JB140		77	
	323	TV	JC60	JB141		66	
	324	MJ	0	JB125			
⑤	325	RJ	JB467	JB464	}	66, 65, 64	
	326	MJ	0	JB327		Free	Not followed by (
	327	TV	JC52	JB140		77	
	330	TV	JC46	JB141		66	
	331	RJ	JB273	JB265		Check whether symbol has special equat.	
	332	MJ	0	JB125			
⑥	333	TV	JC55	JB131	}	66	
	334	TV	JC54	JB132		65	Not followed by (
	335	TV	JC50	JB133		64	
	336	TV	JC52	JB140		77	
	337	TV	JC55	JB141		66	
	340	MJ	0	JB125		Entries for EJ series	
Case 63	341	TP	TS3	Q	}	Mask out (dummy) CW code	
	342	MJ	0	JB344			
Case 64	343	TP	TA4	Q	}	Mask out CW code	
	344	QT	JC12	A			
	345	EJ	30000	JB347			
						63--- or 64--- (has been set before entering here)	

	346	MJ	0	JA502	} Jump to alarm 13 Is next symbol (? Jump to alarm 15	
	347	TP	JC13	A		
	350	EJ	JD2	JA514		
(264)	(664)	351	MJ	0	30000	} 264 or 664
		352	TU	JC46	JB345	
		353	TV	JC50	JB351	
		354	MJ	0	JB343	} 364 or 764
(364)	(764)	355	TU	JC46	JB345	
		356	TV	JC51	JB351	
		357	MJ	0	JB343	} 464
	(464)	360	TU	JC46	JB345	
		361	TV	JC53	JB351	
		362	MJ	0	JB343	} 663
	(663)	363	TU	JC47	JB345	
		364	TV	JC50	JB351	
	(763)	365	MJ	0	JB503	} Jump first to place TS3 → TA4, then go to further handling.
		366	TU	JC47	JB345	
		367	TV	JC51	JB351	
		370	MJ	0	JB503	} 763 Place zero string- out word
		371	TU	EW3	JB373	
		372	TP	JC20	A	} Was last string-out word a zero?
		373	EJ	30000	JB400	
		374	RP	10017	JB376	} Clear counters and indices and storages
		375	TP	JC20	JD15	
		376	TP	JC20	EW2	
		377	RJ	EW	EW1	} Place zero string-out word
		400	MJ	0	30000	
		401	RP	30013	JB403	} Save SY, SZ
		402	TP	SY2	JD2	
		403	RP	30013	JB405	
		404	TP	SZ2	SY2	} Restore SY, SZ
		405	MJ	0	30000	
		406	RP	30013	JB410	
		407	TP	JD2	SY2	} Clear level meter
		410	MJ	0	30000	
		411	TP	JC20	JD1	
		412	TP	JC20	JD21	} Clear counter of elements inside pseudo
		413	TP	JC20	JD17	
		414	MJ	0	30000	} Clear inside pseudo
		415	MJ	0	JB427	
		416	TP	WL1	II4	
		417	RJ	UP2	UP	} Alarm Print
		420	TP	30000	UP3	
		421	RJ	UP2	UP	
		422	RJ	JB422	JB423	} Exit both when funct. jump out should not be restored, used by Alarm 20
		423	TV	JC100	JB222	
		424	MJ	0	30000	} Restore funct. jump out (in case it was set) Exit both (restoring of funct. jump out does not hurt warning alarms, since they occur never for alpha-numeric symbols)
		425	TP	II1	UP3	
		426	MJ	0	JB416	
						} Entrance alarm print warning

427	RJ	UZ	UZ1	}	Entrance alarm print error
430	TP	II	UP3		
431	MJ	0	JB416		
432	0	0	0	}	Free completely VARY check
433	TJ	JD1	JA331		
434	TP	JC20	JB441	}	Is Level Meter = 0 ? Set RP 2(n) JB443
435	TU	VL	JB441		
436	RS	JB441	JC56		
437	AT	JC103	JB441		
440	TP	SZ2	A		
441	0	0	0	}	Put XS3 symbol at hand → A Is it equal one in given list? (Concerning VARY)
442	EJ	VL1	JA572		
443	TP	JC20	A	}	Yes, go to alarm 12-1/2 = 7 All OK, restore A to 0
444	MJ	0	JA266		
445	TP	JD2	A	}	Go back to routine Alarm exit when SY stored otherwise Is next symbol (? If yes, go to skip contents of parent.
446	EJ	JC13	JA135		
447	MJ	0	JA163		
450	TP	SY2	A		
451	EJ	JC13	JA136		
452	MJ	0	JA157	}	Alarm exit when SY not stored otherwise Is next symbol (? If yes, go to skip contents of parent.
453	TU	EW3	JB455		
454	TP	JC20	A	}	Place address of last string-out word in JB455 Clear A
455	EJ	30000	JB460		
456	TP	JC20	EW2	}	Was last string-out word = zero? If yes, skip placing another
457	RJ	EW	EW1		
460	TP	JC30	EW2	}	Place zero-string-out word
461	MJ	0	30000		
462	RP	30030	JB117	}	Put XS3 code of Δ . in EW2 Jump back to routine
463	TP	TJ	TF		
464	TV	JC106	JB131	}	Place TJ region in TF region after pseudo was built up Patch, come from JB303 or JB325 Setting 66, 65, 64 with no (
465	TV	JC54	JB132		
466	TV	JC54	JB133		
467	MJ	0	30000		
470	RJ	JB222	JB210		
471	TV	JC32	JA157	}	Come from JA315 jump to do normal handling of pseudo Set pseudo jump-out in JA157
472	RP	30025	JB474		
473	TP	TA4	JD35	}	Store format of all possible CW + 24 operands Save TA4 Set jump over "bring list in Comb. List" Put mask 77700 → Q
474	RA	JB462	JC22		
475	TP	JC115	Q		
476	QT	TA4	TJ2		
477	RJ	JB124	JB56	}	Set first 3 digits of CW in TJ2 (set up for format) Go back to routine Rest JB124 (RJ exit) Reset jump to bring list in Comb. List Go to get next symbol
500	TV	JC6	JB124		
501	RS	JB462	JC22		
502	MJ	0	JA160		

503	TP	TS3	TA4	} Set dummy CW's aside for storing in string-out (when found in Dummy List)
504	MJ	0	JB341	
505	TP	JC114	JB510	Come from JA104; preset JB510
506	TP	JC67	Q	} Set index for no. of operands (mask 0 0 00077)
507	QT	TJ2	JD34	
510	RS	JD35	TJ2	Preset by JB505
511	Z J	JA440	JB512	} Compare set up pseudo op in TJ2-25 with the stored given values
512	RA	JB510	JC107	
513	IJ	JD34	JB510	
514	MJ	0	JA107	
515	TP	JC21	JD30	} Set extra Level Meter = 1
516	RJ	JB410	JB406	
517	RS	JD1	JC21	} Special entrance EXTRA
520	MJ	0	JA137	
521	RJ	JB422	JA536	Jump to extra
522	MJ	0	JB32	Jump to alarm 20 for subscr. in funct. and don't restore funct. jump out
523	TV	JC63	JB4	Go to set dummy 65000 in TA4
524	TP	TS3	Q	Patch for JA253; restore exit in JB4
525	MJ	0	30000	Prepare masking of CW code
526	RA	JD21	JC21	Go back
527	TP	JC21	A	Patch for JA333 (to restore accumulator after RA) Adv. no. of elements in pseudo Put 1 accumulator
530	MJ	0	JA334	Go back to routine
531	TP	JC20	A	Patch for JB351
532	EJ	JD16	JB220	Clear A
533	MJ	0	JB172	Are we not in subscr. var.? Then save CW, case 63 for single valued floating point var.
	CA	JB534		We are in subscr. var.: handle case 63 for subscr.

0	IA	JC	0	
1	0	WL3	WL3	
2	24	50277	77777	XS3 code AND
3	0	2	0	
4	0	3	0	
5	0	JC10	JA251	
6	0	JC26	JA160	
7	0	0	5	
10	0	0	64000	
11	0	0	63000	
12	0	0	77000	
13	17	77777	77777	XS3 (
14	40	0	0	
15	77	0	0	
16	34	0	0	
17	50	0	0	
20	0	0	0	Zero
21	0	0	1	One
22	0	0	2	
23	0	0	3	
24	0	0	4	
25	0	0	66000	
26	0	0	65000	
27	43	77777	77777	XS3)
30	01	22777	77777	XS3 Δ .
31	0	0	25	Used by JA113
32	0	JC21	JB57	
33	0	JC22	JB135	
34	21	77777	77777	XS3 ,
35	23	77777	77777	XS3 ;
36	0	0	00100	
37	0	TA5	0	
40	0	0	77777	
41	0	TA4	JA163	
42	0	0	76000	
43	0	0	61000	
44	0	0	70000	
45	0	0	40000	
46	0	JC10	JB154	I
47	0	JC11	JB162	II
50	0	0	JB170	III
51	0	0	JB176	IV
52	0	0	JB201	V
53	0	0	JB215	VI
54	0	0	JB220	Save 1 CW
55	0	0	JA502	
56	0	VL1	0	For checking VARY range
57	0	0	JB210	
60	0	0	JB277	
61	0	0	JA124	
62	0	WL	WL	
63	0	0	JB6	

64	0	0	JA312	
65	0	0	JB363	
66	0	0	JB366	
67	0	0	00077	
70	0	0	JB262	
71	04	0	0	
72	0	JC24	TJ2	
73	0	JC21	JA253	
74	0	0	JA371	
75	0	0	00700	
76	0	70000	0	
77	0	0	67000	
100	0	0	JB223	
101	0	0	JB240	
102	0	0	JA247	
103	RP	20000	JB443	
104	02	77777	77777	Lower case
105	0	77777	77777	Upper case
106	0	0	JA600	
107	0	1	1	
110	0	2	2	
111	0	3	3	
112	0	JC20	TE1	
113	0	JC21	0	
114	RS	JD35	TJ2	
115	0	0	77700	Mask
116	34	0	0	} Comparisons for I, J, K, L, M
117	44	0	0	
120	45	0	0	
121	46	0	0	
122	47	0	0	
123	0	77777	77777	For neg. sign alarm 1
CA		JC124		

Alarm 1

	IA	JJ		
0	0	JJ1	0	
1	40	JJ2	10	
2	65	73472	55146	
3	01	77777	77777	Symbol [] illegal
4	0	0	0	sz2 in compute sentence
5	01	34464	63032	
6	24	46013	45001	
7	26	51475	26766	
10	30	01653	05066	
11	30	50263	02201	
	CA	JJ12		

Alarm 2

	IA	JJ		
0	0	JJ1	0	
1	40	JJ2	15	
2	24	27442	42630	Adjacent symbols [] [] meaningless in compute sentence
3	50	66016	57347	
4	25	51466	50177	
5	0	0	0	SZ2
6	01	77777	77777	
7	0	0	0	SY2
10	01	47302	45034	
11	50	32463	06565	
12	01	34500	12651	
13	47	52676	63001	
14	01	01010	10101	
15	65	30506	63050	
16	26	30220	17777	
	CA	JJ17		

Alarm 3 = 6-3/4

	IA	JK		
0	0	JK1	0	
1	40	JK2	10	
2	52	65306	72751	Pseudo operation [] has too many elements.
3	01	51523	05424	
4	66	34515	00177	
5	0	0	0	TJ 1
6	01	33246	50166	
7	51	51014	72450	
10	73	01304	63047	
11	30	50666	52277	
	CA	JK12		

Alarm 4

	IA	JL		
0	0	JL1	0	
1	40	JL2	6	Parentheses not properly paired
2	52	24543	05066	
3	33	30653	06501	
4	50	51660	15254	
5	51	52305	44673	
6	01	52243	45430	
7	27	22017	77777	
	CA	JL10		

Alarm 5

	IA	JM		
0	0	JM1	0	
1	40	JM2	11	Variable[] has incorrect
2	70	24543	42425	number of subscripts
3	46	30017	77777	
4	0	0	0	JD27
5	01	33246	50134	
6	50	26515	45430	
7	26	66015	06747	
10	25	30540	15131	
11	01	65672	56526	
12	54	34526	66522	
	CA	JM13		

Alarm 6 = 5-1/2

	IA	J0		
0	0	J01	0	
1	40	J02	15	Arguments of function []
2	24	54326	74730	do not agree with previous usage
3	50	66650	15131	
4	01	31675	02666	
5	34	51500	17777	
6	0	0	0	JD26
7	01	27510	15051	
10	66	01243	25430	
11	30	01713	46633	
12	01	01010	10101	
13	01	01010	10101	
14	52	54307	03451	
15	67	65016	76524	
16	32	30220	17777	
	CA	J017		

Alarm 7 = 12-1/2

0	IA	JP	
0	0	JP1	0
1	40	JP2	20
2	0	0	0
3	01	26245	05051
4	66	01253	00126
5	51	47526	76630
6	27	01333	05430
7	21	01653	45026
10	30	01663	33001
11	65	30506	63050
12	26	30013	46501
13	01	01010	10101
14	34	50016	63330
15	01	54245	03230
16	01	51310	12401
17	70	24547	30165
20	66	24663	04730
21	50	66227	77777
	CA	JP22	

SZ2 [] Cannot be computed here,
since the sentence is in the
range of a vary sentence.

Alarm 8

	IA	JQ	
0	0	JQ1	0
1	40	JQ2	12
2	26	51506	56624
3	50	66017	77777
4	0	0	0
5	0	0	0
6	01	34650	13151
7	46	46517	13027
10	01	25730	15152
11	30	50015	22454
12	30	50663	33065
13	34	65227	77777
	CA	JQ14	

Constant [] is followed by
open parenthesis.

SZ2

SZ3

Alarm 9

	IA	JR	
0	0	JR1	0
1	40	JR2	15
2	26	51506	56624
3	50	66017	77777
4	0	0	0
5	0	0	0
6	01	24525	23024
7	54	65012	46501
10	70	24543	42425
11	46	30016	65101
12	25	30010	10101
13	01	01010	10101
14	01	01010	10101
15	26	51475	26766
16	30	27220	17777
	CA	JR17	

Constant [] appears as
variable to be computed

SZ2

SZ3

Alarm 10 = 17-1/2

	IA	JS		
0	0	JS1	0	
1	40	JS2	10	
2	24	54326	74730	Arguments of function []
3	50	66650	15131	do not appear.
4	01	31675	02666	
5	34	51500	17777	
6	0	0	0	
7	01	27510	15051	
10	66	01245	25230	
11	24	54227	77777	
	CA	JS12		

Alarm 11

	IA	JT		
0	0	JT1	0	
1	40	JT2	10	
2	24	54326	74730	Arguments of function []
3	50	66650	15131	are superfluous
4	01	31675	02666	
5	34	51500	17777	
6	0	0	0	
7	01	24543	00165	
10	67	52305	43146	
11	67	51676	52201	
	CA	JT12		

Alarm 12

	IA	JU		
0	0	JU1	0	
1	40	JU2	14	Alphanumeric symbol []
2	24	46523	32450	has digit as first character
3	67	47305	43426	
4	01	65734	72551	
5	46	01777	77777	
6	0	0	0	SZ2
7	01	33246	50127	
10	34	32346	60124	
11	65	01313	45465	
12	66	01010	10101	
13	01	01010	10101	
14	26	33245	42426	
15	66	30542	27777	
	CA	JU16		

Alarm 13

	IA	JV		
0	0	JV1	0	
1	40	JV2	6	Symbol[] incorrectly used
2	65	73472	55146	
3	01	77777	77777	
4	0	0	0	SZ2
5	01	34502	65154	
6	54	30266	64673	
7	01	67653	02722	
	CA	JV10		

Alarm 14

0	IA	JW		
0	0	JW1	0	
1	40	JW2	11	Variable [] is not defined
2	70	24543	42425	by an equation
3	46	30017	77777	
4	0	0	0	SZ2
5	01	34650	15051	
6	66	01273	03134	
7	50	30270	12573	
10	01	24500	13053	
11	67	24663	45150	
12	22	77777	77777	
	CA	JW13		

Alarm 15

	IA	JX		
0	0	JX1	0	
1	40	JX2	14	Single valued variable []
2	65	34503	24630	is followed by an open parenthesis
3	01	70244	66730	
4	27	01702	45434	
5	24	25463	00177	
6	0	0	0	SZ2
7	01	34650	13151	
10	46	46517	13027	
11	01	25730	12450	
12	01	51523	05001	
13	01	01010	10101	
14	52	24543	05066	
15	33	30653	46522	
	CA	JX16		

Alarm 16

	IA	JY		
0	0	JY1	0	
1	40	JY2	10	
2	65	67256	52654	Subscripts of variable []
3	34	52666	50151	do not appear
4	31	01702	45434	
5	24	25463	00177	
6	0	0	0	SZ2
7	01	27510	15051	
10	66	01245	25230	
11	24	54227	77777	
	CA	JY12		

Alarm 17

	IA	JZ		
0	0	JZ1	0	
1	40	JZ2	11	Arguments of dummy
2	24	54326	74730	function [] do not
3	50	66650	15131	appear
4	01	27674	74773	
5	01	31675	02666	
6	34	51500	17777	
7	0	0	0	SZ2
10	01	27510	15051	
11	66	01245	25230	
12	24	54227	77777	
	CA	JZ13		

Alarm 18

	IA	IA		
0	0	IA1	0	
1	40	IA2	16	Format of pseudo operation[]
2	31	51544	72466	does not agree with previous usage
3	01	51310	15265	
4	30	67275	10151	
5	52	30542	46634	
6	51	50017	77777	
7	0	0	0	SZ2 for 18; JD25 for 6-1/2
10	01	27513	06501	
11	50	51660	12432	
12	54	30300	10101	
13	01	01010	10101	
14	01	71346	63301	
15	52	54307	03451	
16	67	65016	76524	
17	32	30220	17777	
	CA	IA20		

Alarm 19

	IA	IB		
0	0	IB1	0	
1	40	IB2	16	Subscript[]of variable[] is
2	65	67256	52654	not properly written
3	34	52660	17777	
4	0	0	0	SZ2
5	01	51310	17024	
6	54	34242	54630	
7	01	77777	77777	
10	0	0	0	JD27
11	01	34650	15051	
12	66	01525	45152	
13	30	54467	30101	
14	01	01010	10101	
15	01	01010	10101	
16	71	54346	66630	
17	50	22017	77777	
	CA	IB20		

Alarm 20

	IA	IC		
0	0	IC1	0	
1	40	IC2	16	
2	24	54326	74730	Argument[] of function[]
3	50	66017	77777	appears as subscript
4	0	0	0	SZ2
5	01	51310	13167	
6	50	26663	45150	
7	01	77777	77777	
10	0	0	0	JD26
11	01	24525	23024	
12	54	65012	46501	
13	01	01010	10101	
14	01	01010	10101	
15	01	01010	10101	
16	65	67256	52654	
17	34	52662	27777	
	CA	IC20		

Alarm 21

	IA	ID		
0	0	ID1	0	
1	40	ID2	17	Function or subscripted
2	31	67502	66634	variable[] has not been
3	51	50015	15401	previously mentioned
4	65	67256	52654	
5	34	52663	02701	
6	70	24543	42425	
7	46	30017	77777	
10	0	0	0	SZ2
11	01	33246	50150	
12	51	66010	10101	
13	01	01010	10101	
14	25	30305	00152	
15	54	30703	45167	
16	65	46730	14730	
17	50	66345	15030	
20	27	22017	77777	
	CA	ID21		

Alarm 22

0	IA	IE		
0	0	IE1	0	
1	40	IE2	20	Subscript[] of variable[]
2	65	67256	52654	exceeds allowed number
3	34	52660	17777	of subscripts
4	0	0	0	SZ2
5	01	51310	17024	
6	54	34242	54630	
7	01	77777	77777	
10	0	0	0	JD27
11	01	30722	63030	
12	27	65012	44646	
13	51	71302	70101	
14	01	01010	10101	
15	01	01010	10101	
16	50	67472	53054	
17	01	51310	16567	
20	25	65265	43452	
21	66	65220	17777	
	CA	IE22		

Alarm 23

	IA	IH	
0	0	IH1	0
1	40	IH2	12
2	31	34546	56601
3	65	73472	55146
4	01	34650	17154
5	51	50322	20165
6	30	50663	05026
7	30	01505	16601
10	31	67546	63330
11	54	01010	10101
12	01	01010	12633
13	30	26453	02722
	CA	IH14	

First symbol is wrong.
Sentence is not checked
further

Warning Alarm 1

	IA	IF	
0	0	IF1	0
1	40	IF2	14
2	26	51474	72401
3	24	65656	74730
4	27	01253	06671
5	30	30500	17777
6	0	0	0
7	0	0	0
10	01	24502	70152
11	54	30263	02734
12	50	32010	10101
13	01	01010	10101
14	01	01010	10165
15	73	47255	14622
	CA	IF16	

Comma assumed between
[] and preceding symbol
[]
SZ2
SZ3

Warning Alarm 2

	IA	IG		
0	0	IG1	0	
1	40	IG2	12	
2	41	24502	74101	**And** assumed between
3	24	65656	74730	[] and preceding symbol
4	27	01253	06671	
5	30	30500	17777	
6	0	0	0	SZ2
7	0	0	0	SZ3
10	01	24502	70152	
11	54	30263	02734	
12	50	32016	57347	
13	25	51462	20177	
	CA	IG14		

Warning Alarm 3

	IA	IK1		
0	0	IK1	0	
1	40	IK2	10	
2	41	24502	74101	**And** inside parentheses
3	34	50653	42730	replaced by comma
4	01	52245	43050	
5	66	33306	53065	
6	01	54305	24624	
7	26	30270	12573	
10	01	01010	10101	
11	26	51474	72422	
	CA	IK12		

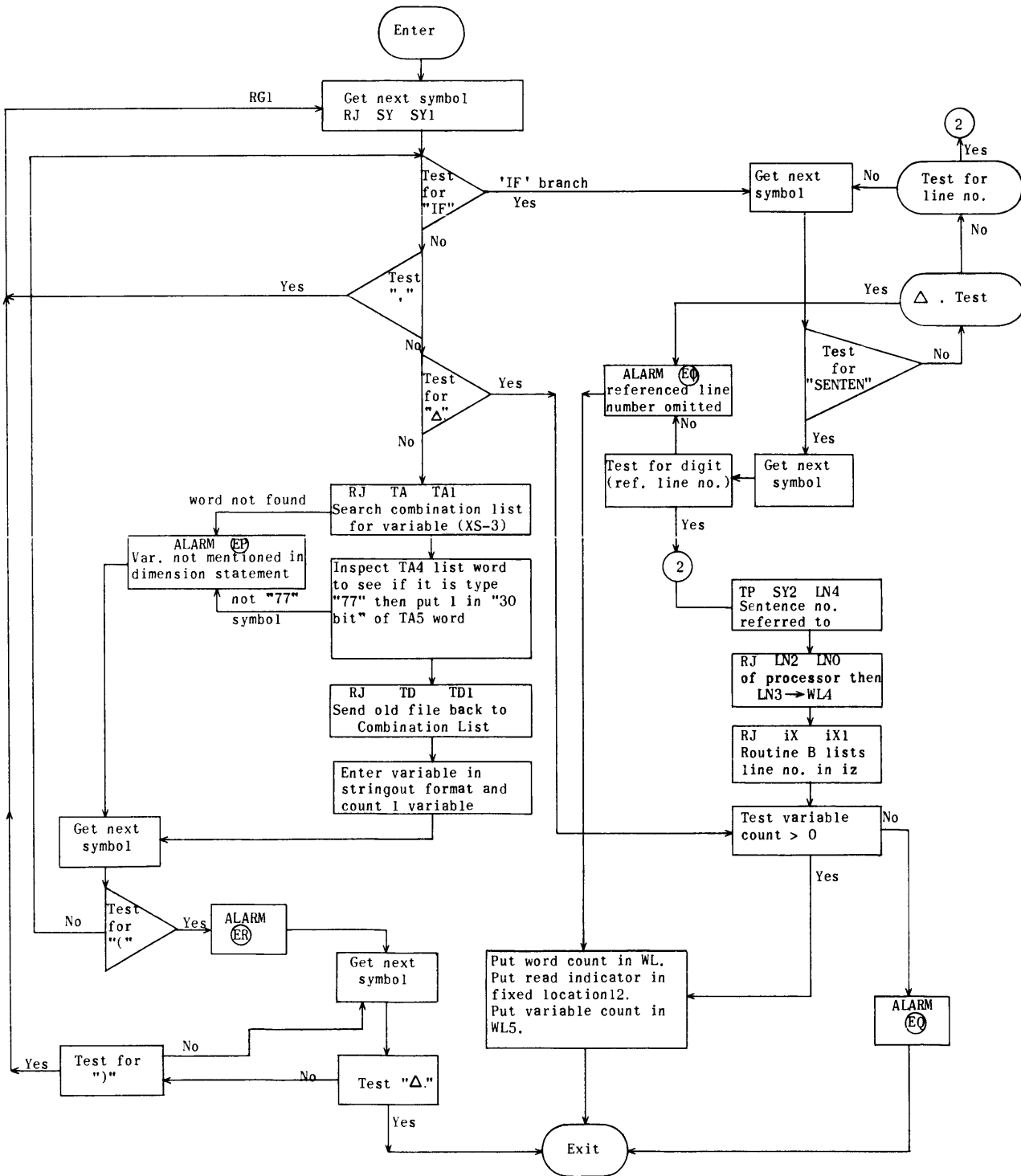
Alarm Heading

	IA	II		
0	0	II2	6	(real alarm)
1	0	II2	10	(warning)
2	65	30506	63050	
3	26	30010	17777	Sentence Δ Δ [] Δ Δ Δ (compute)
4	0	0	0	Δ Δ warning, Δ Δ
5	01	01011	72651	
6	47	52676	63043	
7	01	01777	77777	
10	71	24545	03450	
11	32	21010	17777	
	CA	II12		

Temporaries Compute String-out

JD	0	Word index
	1	Level Meter
	2-14	Storage for SY
	15	Index "inside function"
	16	Index "inside subscr. var."
	17	Index inside pseudo oper.
	20	Counter of subscripts
	21	Counter of elements in pseudo operation
	22	Stored number of subscripts
	23	Free (?)
	24	Index "pseudo was in list"
	25	XS3 represent. of pseudo operation
	26	XS3 represent. of function
	27	XS3 represent. of subscripted variable
	30	Extra level meter
	31	CW pseudo operat. (for no. of elements)
	32	Built up format of function
	33	Stored format of function
	34	Index for pseudo operation
	35-61	Stored CW + operands of pseudo operation
TJ	0-27	Space to build up pseudo operation for Comb. List

Flow Chart for Read String-Out



Read String-Out Regions

```

RE   RG4400
RE   E04474
RE   EP4520
RE   EQ4543
RE   ER4564

```

String-Out subroutine regions are needed for assembly of this tape.

	IA	RG				
0	MJ	0	CT	Exit to String-Out Control		
1	RJ	SY	SY1	Get next symbol		
2	TP	EP10	WL4	Clearing 5th line of output		
3	EJ	RG57	RG33	Is symbol an IF?		
4	EJ	RG60	RG1	Comma test		
5	EJ	RG61	RG46	Space period test.		
6	RJ	TA	TA1	Get file from Combination List.		
7	MJ	0	EP1	Error return from TA		
10	MJ	0	RG20			
11	EJ	RG61	E01	Is symbol a space period?		
12	TP	SY11	Q	} Is symbol a constant?		
13	QJ	RG42	RG33			
14	RJ	SY	SY1	} Δ . test	} Deleting loop	
15	EJ	RG61	RG			
16	EJ	RG63	RG1			Closed parenthesis test
17	MJ	0	RG14			
20	TP	TA4	Q	Call word to q		
21	QT	RG64	A	Mask (0 0 XX000)		
22	TJ	RG65	EP1	Test for "77 ---" Type		
23	TP	RG66	Q	} Put 1 in 30 bit.		
24	QS	RG66	TA5			
25	RJ	TD	TD1	Send file back to Combination List		
26	TP	TA3	[WL6]			
27	RA	RG26	RG67			
30	RJ	SY	SY1			
31	EJ	RG62	ER1	Open parenthesis detection gives alarm.		
32	MJ	0	RG2			
33	RJ	SY	SY1	Begin IF rout.		
34	EJ	RG70	RG36	Is symbol "SENTEN"?		
35	MJ	0	RG11			
36	RJ	SY	SY1			
37	TP	SY11	Q	} Is symbol a constant?		
40	QJ	RG42	RG41			
41	MJ	0	E01	} Line number put in standard form and put in output.		
42	TP	SY2	LN4			
43	RJ	LN2	LN			
44	TP	LN3	WL4			

45	RJ	IX	IX1	Line number put in referenced-line number list.
45	TP	RG26	A	TP TA3 [WL6] to A
47	SS	RG71	0	- TP TA3 WL6
50	ZJ	RG51	EQ1	
51	TP	A	WL5	Variable count
52	AT	RG72	WL	
53	TP	RG73	Q	Put read indicator into 12
54	QS	Q	12	
55	RJ	SS	SS1	Exit procedure
56	MJ	0	RG	
57	34	31777	77777	IF
60	21	77777	77777	,
61	01	22777	77777	Δ .
62	17	77777	77777	(
63	43	77777	77777)
64	0	0	77000	
65	0	0	76777	
66	1	0	0	1 in 30 bit
67	0	0	1	
70	65	30506	63050	
71	TP	TA3	WL6	
72	0	0	6	
73	0	2	0	
	CA	RG74		

Read Error Print-Out Subroutines

	IA	EP		
0	MJ	0	RG30	
1	TP	SY2	EP10	Set-ups variable for print-out
2	RJ	WA	WA1	Print-out: Sentence _____(Read)
3	TP	EP22	UP3	Print-Out shown below.
4	RJ	UP2	UP	
5	MJ	0	EP	
6	70	24543	42425	V A R I A B
7	46	30017	77777	L E Δ
10	0	0	0	
11	01	50516	60147	Δ N O T Δ M
12	30	50663	45150	E N T I O N
13	30	27013	45001	E D Δ I N Δ
14	66	33300	11727	T H E Δ (D
15	34	47305	06534	I M E N S I
16	51	50430	10101	O N) Δ Δ Δ
17	01	01010	10101	Δ Δ Δ Δ Δ Δ
20	01	65662	46630	Δ S T A T E
21	47	30506	62277	M E N T . Δ
22	40	EP6	14	
	CA	EP23		
	IA	EQ		
0	MJ	0	RG55	

1	RJ	WA	WA1							
2	TP	EQ20	UP3							
3	RJ	UP2	UP							
4	MJ	0	EQ							
5	50	51016	56725	N	O	Δ	S	U	B	
6	65	26543	45266	S	C	R	I	P	T	
7	30	27017	02454	E	D	Δ	V	A	R	
10	34	24254	63001	I	A	B	L	E	Δ	
11	47	30506	63451	M	E	N	T	I	O	
12	50	30270	13450	N	E	D	Δ	I	N	
13	01	66333	00117	Δ	T	H	E	Δ	(
14	54	30242	74301	R	E	A	D)	Δ	
15	01	01010	10165	Δ	Δ	Δ	Δ	Δ	S	
16	66	24663	04730	T	A	T	E	M	E	
17	50	66227	77777	N	T	.				
20	40	EQ5	13							
	CA	EQ21								

	IA	ER								
0	MJ	0	RG14							
1	RJ	WA	WA1							
2	TP	ER27	UP3							
3	RJ	UP2	UP							
4	MJ	0	ER							
5	65	67256	52654	S	U	B	S	C	R	
6	34	52663	02701	I	P	T	E	D	Δ	
7	70	24543	42425	V	A	R	I	A	B	
10	46	30650	12454	L	E	S	Δ	A	R	
11	30	01505	16601	E	Δ	N	O	T	Δ	
12	24	46465	17130	A	L	L	O	W	E	
13	27	01665	10133	D	Δ	T	O	Δ	H	
14	24	70300	10101	A	V	E	Δ	Δ	Δ	
15	01	01010	10152	Δ	Δ	Δ	Δ	Δ	P	
16	24	54305	06633	A	R	E	N	T	H	
17	30	66342	62446	E	T	I	C	A	L	
20	01	30725	25430	Δ	E	X	P	R	E	
21	65	65345	15065	S	S	I	O	N	S	
22	01	34500	16633	Δ	I	N	Δ	T	H	
23	30	01175	43024	E	Δ	(R	E	A	
24	27	43016	56624	D)	Δ	S	T	A	
25	66	30473	05066	T	E	M	E	N	T	
26	22	77777	77777	.						
27	40	ER5	22							
	CA	ER30								

	IA	E0								
0	MJ	0	RG51							
1	RJ	WA	WA1							
2	TP	E023	UP3							
3	RJ	UP2	UP							
4	MJ	0	E0							
5	67	65345	03201	U	S	I	N	G	Δ	

6	66	33300	17151
7	54	27013	43101
10	34	47524	63430
11	65	01543	03130
12	54	30502	63450
13	32	01240	14634
14	50	30015	06747
15	25	30542	10125
16	67	66016	63330
17	01	50674	72530
20	54	01712	46501
21	51	47346	66630
22	27	22777	77777
23	40	E05	16
	CA	E024	

T H E Δ W O
 R D Δ I F Δ
 I M P L I E
 S Δ R E F E
 R E N C I N
 G Δ A Δ L I
 N E Δ N U M
 B E R , Δ B
 U T Δ T H E
 Δ N U M B E
 R Δ W A S Δ
 O M I T T E
 D .

Type String-Out.

The type string-out saves a call word and an excess-three representation for every symbol of a type sentence even for parentheses, commas and the like. Space period in excess-three form represents the end of the string-out.

The routine checks for type faults, wrongly chosen symbols and incorrect number of subscripts of a subscripted variable. Furthermore it checks for all sorts of errors induced by the combination of several symbols.

When the first symbol of the sentence following the word "type" is space period, the routine prints an alarm and exits without further checking of the sentence. This is the only case where the routine skips the rest of the sentence. In all other cases the sentence is handled up to the very end (if the number of alarms does not exceed the limit) and only contents of parentheses may be skipped, where a preceding alarm made the checking of the symbols inside the parentheses meaningless.

The alarm print-outs are as follows:

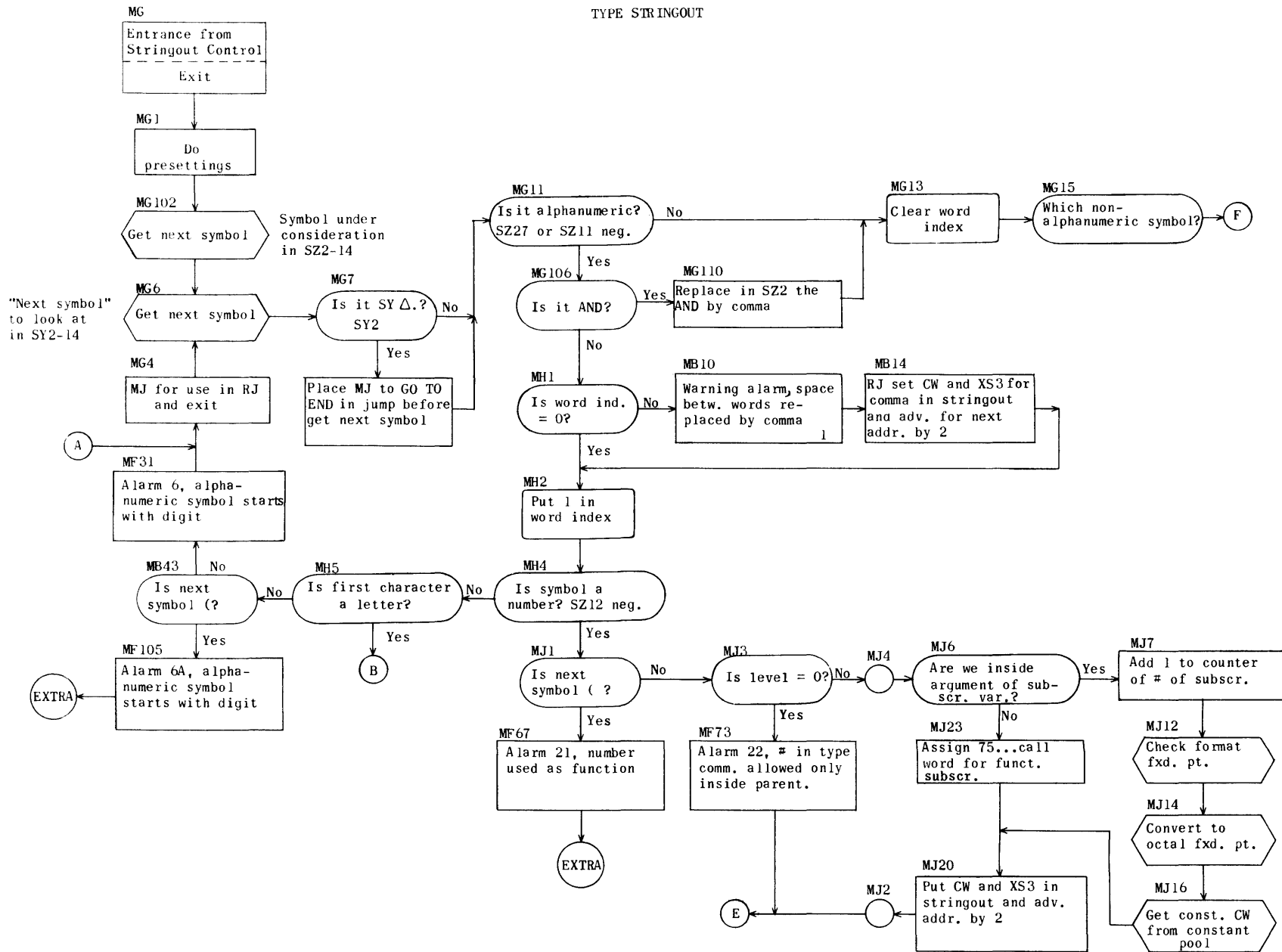
- 1) Symbol [] illegal in type sentence.
- 2) First symbol space point. Sentence not further checked.
- 3) Adjacent symbols [] [] meaningless in type sentence.
- 4) Parentheses not correctly placed.
- 5) Subscripted variable [] has incorrect number of subscripts.
- 6) Alphanumeric symbol [] has digit as first character.
- 7) appears as function or subscripted variable, but is not previously mentioned in problem.
- 8) Floating point variable [] used as subscript.
- 9) Pseudo operation symbol [] illegal in type sentence.
- 10) Subscripts of subscripted variable [] are missing.
- 11) Library routine symbol [] illegal in type sentence.
- 12) Floating point variable [] used as function symbol or as subscripted variable.
- 13) Subscript [] appears as function or subscripted variable.
- 14) Subscript [] used as argument of a function.
- 15) Function symbol [] appears as subscript.

- 16) Constant [] appears as function or subscripted variable.
- 17) Constant [] appears as variable to be typed.
- 18) Negative subscript [] illegal.

Warnings.

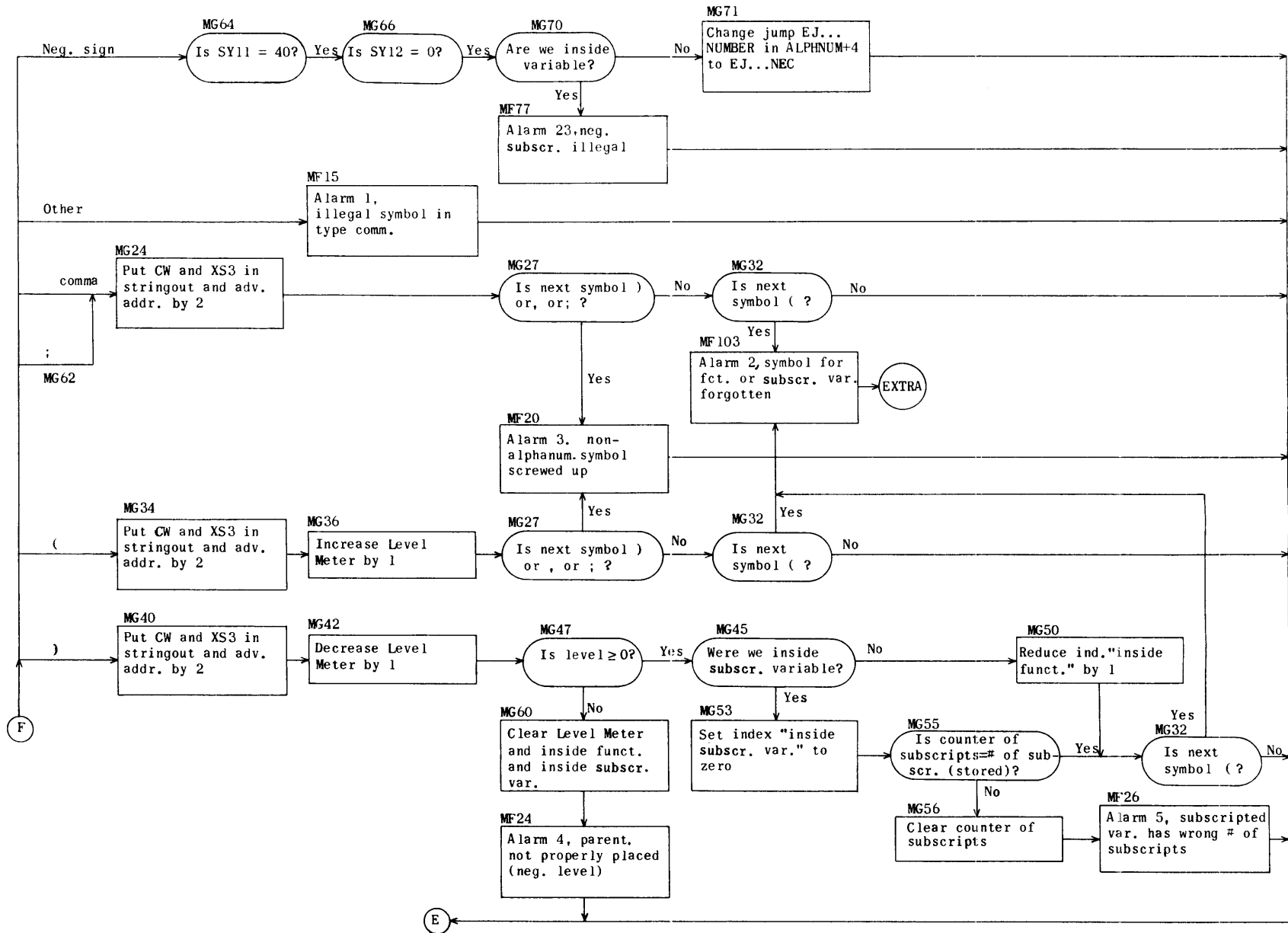
- 1) Comma assumed preceding symbol [].
- 2) Typed value of function [] may not correspond to stated arguments.

TYPE STRINGOUT



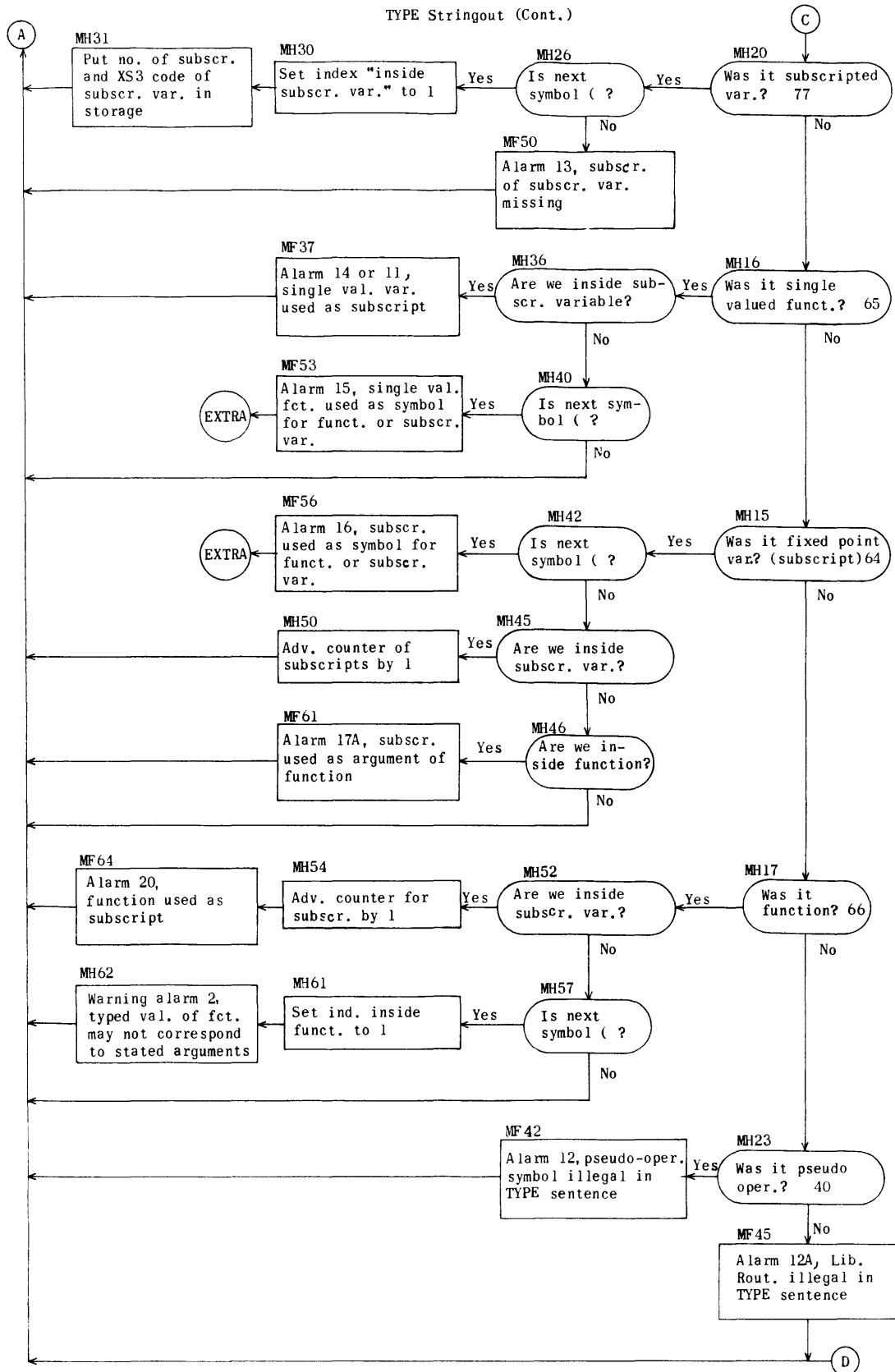
TYPE Stringout (Cont.)

510

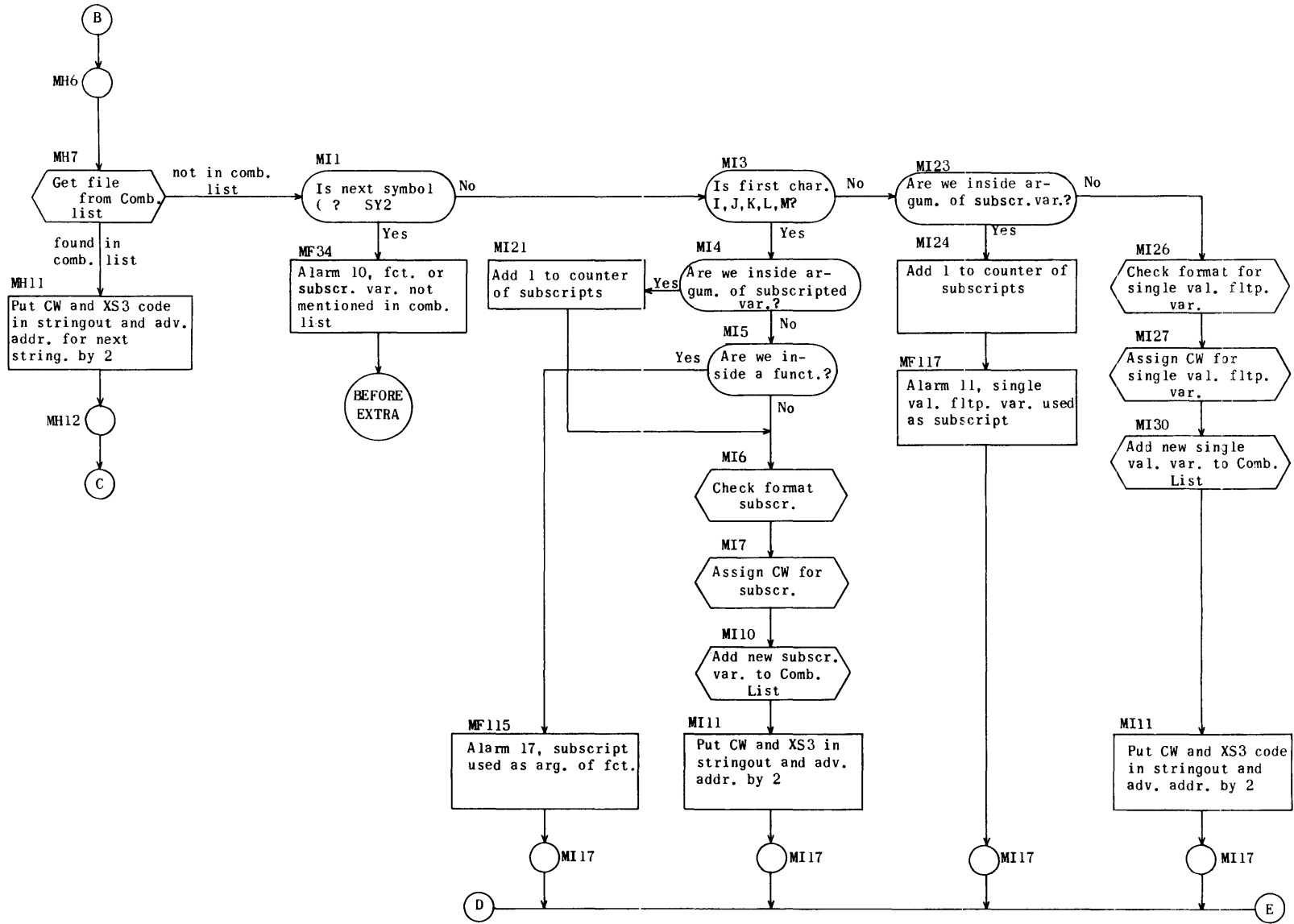


E

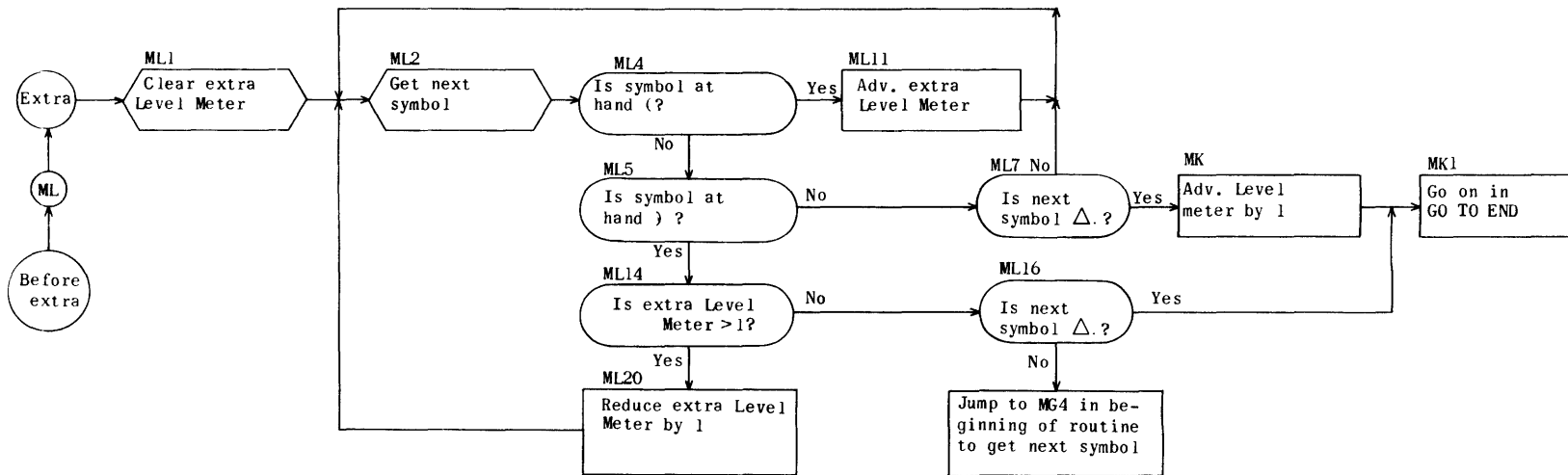
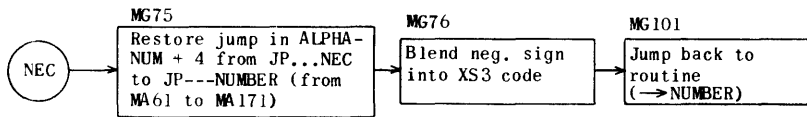
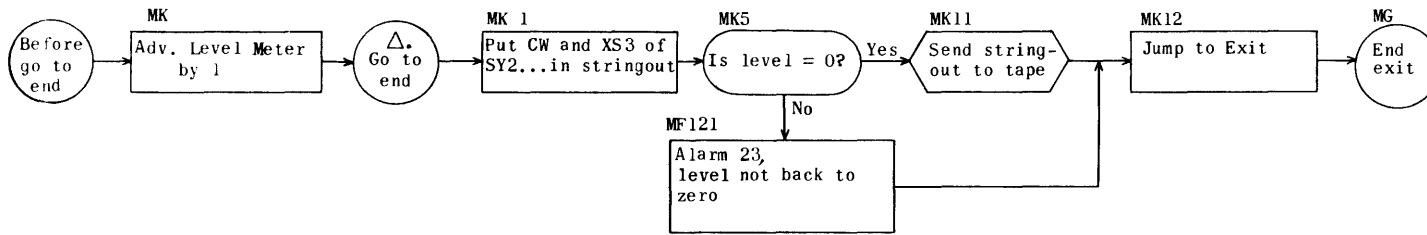
TYPE Stringout (Cont.)



TYPE Stringout (Cont.)



TYPE Stringout (Cont.)



Type String-Out Regions

RE	MG4400	}	Program main part
RE	MH4512		
RE	MI4577		
RE	MJ4631		
RE	MK4656		
RE	ML4671		
RE	MB4713		Subroutines
RE	MC4773		Constants
RE	MF5034		Alarm entries
RE	YY5162		
RE	YB5175		
RE	YC5215		
RE	YD5227		
RE	YE5244		
RE	YF5263		
RE	YG5273		
RE	YH5312		
RE	YI5330		
RE	YJ5355		
RE	YK5370		
RF	YL5406		
RE	YM5424		
RE	YN5442		
RE	YO5464		
RE	YP5504		
RE	YQ5517		
RE	YR5531		
RE	YS5552		
RE	YT5571		
RE	YZ5603		
RE	ME5614		
RE	MM6140		
RE	MN6240		

String-Out Subroutine regions are also needed to assemble this tape.

		IA	MG		
	0	MJ	0	CT	Exit
	1	TP	MC36	EW3	Set EW3
	2	RP	10025	MG102	Clear temporaries and go to check for Δ . in start
	3	TP	MC12	ME	
	4	MJ	0	MG6	Come from MG104 "before get next symbol"
	5	0	0	0	Free (first RJ SY SY1 see in patch, MG102)
	6	RJ	SY	SY1	Get next symbol for SY (later → SZ)
	7	EJ	MC1	MB	Is next symbol Δ . (the end point)?
	10	TP	MC13	A	Put "40 Ø Ø" → A
	11	EJ	SZ7	MG105	Is first digit a letter?
	12	EJ	SZ11	MG105	Is first digit a number or decimal point?
Non-	13	TP	MC12	ME16	Clear word index
Alpha-	14	TP	SZ2	A	Put XS3 code at hand → A
Numeric	15	EJ	MC3	MG24	Is it , ?
	16	EJ	MC5	MG34	Is it (?
	17	EJ	MC4	MG40	Is it) ?
	20	EJ	MC2	MG62	Is it ; ?
	21	EJ	MC34	MG64	Is it neg. sign upper case?
	22	EJ	MC35	MG64	Is it neg. sign lower case?
	23	MJ	0	MF15	Illegal non-alpha-numeric symbol in type command
Comma	24	TP	MC26	ME13	Fill string-out for comma
	25	RJ	MB37	MB34	
	26	TP	SY2	A	Put next symbol → A
	27	EJ	MC2	MF20	Is it ; ?
	30	EJ	MC3	MF20	Is it , ?
	31	EJ	MC4	MF20	Is it) ?
	32	EJ	MC5	MF103	Is it (?
	33	MJ	0	MG4	Go to "before get next"
First Par	34	TP	MC	ME13	Fill string-out for (
	35	RJ	MB37	MB34	
	36	RA	ME17	MC14	Adv. Level Meter by 1
	37	MJ	0	MG26	Do the same error tests as comma
Last Par	40	TP	MC30	ME13	Fill string-out for)
	41	RJ	MB37	MB34	
	42	RS	ME17	MC14	Reduce Level Meter by 1
	43	SJ	MG60	MG44	Is Level Meter ≥ 0?
	44	TP	MC12	A	Yes, put zero → A
	45	TJ	ME20	MG53	Are we inside subscr. var.?
	46	TJ	ME21	MG50	No: are we inside function? Only alternative with level > 0
	47	MJ	0	MG4	No: jump to get next symbol (really not needed; should never occur)
	50	RS	ME21	MC14	Subtr. 1 from "inside funct" index
	51	TP	SY2	A	Jump to one more error test
	52	MJ	0	MG32	
	53	TP	MC12	ME20	Clear index "inside subscr. var."
	54	RS	ME22	ME23	Subtr. "counted # of subscr." - "stored # of subscr."

	55	ZJ	MG56	MG51	Is counted no. of var. of subscr. var. OK?	
	56	TP	MC12	ME22	Clear counter of subscripts	
	57	MJ	0	MF26	Jump to alarm 5 (no. of subscripts not correct)	
	60	RP	10003	MF24	Come from MG43	
	61	TP	MC12	ME17	Level Meter neg; clear Level Meter and inside subscr. variable and inside funct. and go to alarm 4	
Semicolon	62	TP	MC3	SZ2	Case; sneak XS3 code of comma in SZ2 and jump to making string-out for comma	
	63	MJ	0	MG24		
Negative	64	TP	MC13	A	Put "40 Ø Ø" → A	
	65	TJ	SY11	MF15	Is next symbol not starting with decimal pt. or digit?	
	66	EJ	SY12	MF15	Contains next symbol a letter?	
	67	TP	MC14	A		
	70	EJ	ME20	MF77	Are we inside subscr. var.?	
	71	TV	MC6	MH4	Set jump for neg. no.	
	72	MJ	0	MG4	Jump to "before get next"	
	73	RA	ME22	MC14	Adv. no. of subscr.	No more used?
	74	MJ	0	MF77	Jump to alarm 1A	
NEC	75	TV	MC10	MH4	Restore jump to NUMBER	
	76	SP	MC30	25	Blend neg. sign (lower case) in XS3 code	
	77	SA	SZ2	36		
	100	LT	0	SZ2		
	101	MJ	0	MJ	Jump to NUMBER handling.	} patch for case that sentence starts with Δ
	102	RJ	SY	SY1	Come from MG2, get first symbol	
	103	EJ	MC1	MF123	Is first symbol Δ . ?	
					Yes, go to alarm.	
	104	MJ	0	MG4	No, go on in routine	} patch for case "AND" instead of comma
	105	TP	SZ2	A	Come from MG11 or MG12	
	106	EJ	MC33	MG110	Is symbol "AND"?	
	107	MJ	0	MH	No, go on in rout.	
	110	TP	MC3	SZ2	Yes, sneak comma in SZ2	
	111	MJ	0	MG13	Go on in routine	
		CA	MG112			

		IA	MH		
Alpha-	0	TP	MC12	A	Put zero → A
Numeric	1	TJ	ME16	MB10	Is word ind. > zero? When yes, warning alarm 1
	2	TP	MC14	ME16	Put 1 in word index
	3	TP	MC12	A	Clear A
	4	EJ	SZ12	MJ	Has symbol no letter?
	5	EJ	SZ7	MB43	With letter: is first character not a letter?
	6	RJ	MB21	MB15	Write SZ2-14 → SY2-14 and save SY2 in ME
	7	RJ	TA	TA1	Is symbol at hand in Combination List?
	10	MJ	0	MI	No
In Comb. List	11	RJ	MB33	MB30	Yes, put CW and XS3 code in string-out
	12	RJ	MB24	MB22	Write SY2-14 back in its place
	13	TP	MC22	Q	Mask for call word symbol → Q
	14	QT	TA4	ME13	Call word symbol → ME13 and A
	15	EJ	MC17	MH42	Was symbol in Comb. List subscript? 64
	16	EJ	MC20	MH35	Was symbol in Comb. List single val. variable? 65
	17	EJ	MC21	MH52	Was symbol in Comb. List function? 66
	20	EJ	MC22	MH25	Was symbol in Comb. List subscript-ed variable? 77
	21	TP	MC31	Q	} Was symbol in Comb. List pseudo op? 40
	22	QT	TA4	ME13	
	23	EJ	MC37	MF42	
Subvar 2	24	MJ	0	MF45	Was symbol in Comb. List Library Routine?
	25	TP	MC5	A	} Is next symbol (?
	26	EJ	ME	MH30	
	27	MJ	0	MF50	No, go to alarm
	30	TP	MC14	ME20	Put 1 in "inside subscr. var."
	31	TP	MC23	Q	} Put no. of subscr. in storage
	32	QT	TA5	ME23	
	33	TP	TA3	ME24	Put XS3 code of subscr. var. in storage
	34	MJ	0	MG4	Go to "bef. get next"
Sinvalf 2	35	TP	MC12	A	} Are we inside subscr. var.?
	36	TJ	ME20	MH63	
	37	TP	MC5	A	} No: is next symbol (?
	40	EJ	ME	MF53	
	41	MJ	0	MG4	No: go to "bef. get next"
Sub-script 2	42	TP	MC5	A	} Is next symbol (?
	43	EJ	ME	MF56	
	44	TP	MC12	A	} Are we inside subscr. var.?
	45	TJ	ME20	MH50	
	46	TJ	ME21	MF61	No: are we inside funct.?
	47	MJ	0	MG4	No: go to get next symbol

Sub-	50	RA	ME22	MC14	Adv. counter of subscr. by 1
script 2A	51	MJ	0	MG4	Go to "before get next"
Func-	52	TP	MC12	A	} Are we not inside subscr. var.?
tion 2	53	EJ	ME20	MH56	
	54	RA	ME22	MC14	
	55	MJ	0	MF64	We are inside: adv. counter of subscr. by 1
	56	TP	MC5	A	Go to alarm 20
	57	EJ	ME	MH61	} We are not inside: is next symbol (?
	60	MJ	0	MG4	
	61	TP	MC14	ME21	Go to "before get next"
	62	MJ	0	MF12	Set "inside funct" to 1
	63	RA	ME22	MC14	Go to warning alarm 2
	64	MJ	0	MF37	Adv. counter of subscr.
		CA	MH65		Go to alarm 11 or 14
Not in		IA	MI		
List	0	TP	MC5	A	} Is next symbol (? yes: go to alarm 10
	1	EJ	ME	MF34	
	2	TP	MC12	A	
	3	EJ	SZ10	MI23	
	4	TJ	ME20	MI21	No: is first letter not I,J,K,L,M?
	5	TJ	ME21	MF115	First letter I,J,K,L,M: Are we inside subscr. var.?
	6	RJ	RH	RH1	Not inside sub. var.: are we inside function? Yes, go to alarm 17
	7	RJ	TK	TK1	No, check format
	10	AT	MC17	ME13	Get CW no. for 64, 65, 66 type
	11	RJ	MB37	MB34	Add 64 to it and store formed CW in ME13
	12	TP	MC27	TF	Fill string-out, etc.
	13	TP	SZ2	TF1	} Add new file to Combination List
	14	TP	ME13	TF2	
	15	TP	MC12	TF3	
	16	RJ	TE	TE1	
	17	RJ	MB24	MB22	Write SY2-14 back in its place
	20	MJ	0	MG4	Go to "before get next"
	21	RA	ME22	MC14	Adv. counter for subscripts
Sinvalf	22	MJ	0	MI6	Go to set subscr. in string-out and Comb. List
1	23	EJ	ME20	MI26	Are we not inside subscr. var.?
	24	RA	ME22	MC14	We are inside: adv. counter for subscr.
	25	MJ	0	MF117	Jump to alarm
	26	RJ	RH	RH1	Check format
	27	RJ	TK	TK1	Get CW No. for 64, 65, 66
	30	AT	MC20	ME13	Add 65--- and store formed CW in ME13
	31	MJ	0	MI11	Go to set single val. funct. in String-out and Comb. List
		CA	MI32		

		IA	MJ		
Number	0	TP	MC5	A	} Is next symbol (? Yes, go to alarm 21
	1	EJ	SY2	MF67	
	2	TP	MC12	A	} Is level = 0? Yes, go to alarm 22
	3	EJ	ME17	MF73	
	4	RJ	MB21	MB15	No: store SZ2-14 → SY2-14 WORK- WORK12
	5	TP	MC12	A	} Are we not inside subscr. var.?
	6	EJ	ME20	MJ23	
	7	RA	ME22	MC14	We are inside sub. var.: add 1 to counter of subscripts
	10	MJ	0	MJ12	Jump to over-next instr.
	11	0	0	0	Free
	12	RJ	RD	RD1	Check format of fixed point con- stant
	13	TP	SZ2	RS4	} Convert XS3 decimal no. to fixed pt. octal no.
	14	RJ	RS2	RS	
	15	TP	TS3	A	} Assign constant CW
	16	RJ	GW	GW1	
	17	TP	Q	ME13	} Put CW and XS3 code in string-out and adv.
	20	RJ	MB37	MB34	
	21	RJ	MB24	MB22	Write SY2-14 back
	22	MJ	0	MG4	Go to "before get next"
Stated	23	TP	MC16	ME13	} Assign 75--- CW for funct. subscr.
	24	MJ	0	MJ20	
		CA	MJ25		

Bef.Go	0	IA	MK			
To End	1	RA	ME17	MC14	Adv. Level Meter	}
	2	TP	MC32	ME13	Write Δ . in string-out	
Go To	3	TP	SY2	SZ2		
End	4	RJ	MB37	MB34		
	5	TP	MC12	A	Is Level Meter = 0?	
	6	TJ	ME17	MF121	No, go to alarm 4	
	7	RS	EW3	MC40		
	10	AT	MC14	A		
	11	TV	A	WL	Send string-out to tape	
	12	RJ	WT	WT1		
		MJ	0	MG	Exit	
		CA	MK13			

Bef.	0	IA	ML			
Extra	1	RJ	MB24	MB22	Restore SY2-14	}
Extra	2	TP	MC12	ME15	Put zero in "extra Level Meter"	
	3	RJ	SY	SY1	Get next symbol	
	4	TP	SZ2	A	Is symbol at hand (?	
	5	EJ	MC5	ML11	Is symbol at hand) ?	
	6	EJ	MC4	ML13		
	7	TP	SY2	A	Is next symbol Δ . ?	
	10	EJ	MC1	MK		
NOCH	11	MJ	0	ML2		
	12	RA	ME15	MC14	Adv. extra Level Meter	
	13	MJ	0	ML2		
MEHR	14	TP	MC14	A	Is extra Level Meter > 1 ?	
	15	TJ	ME15	ML20		
	16	TP	SY2	A	Is next symbol Δ . ?	
	17	EJ	MC1	MK1		
Most	20	MJ	0	MG4	Go to "bef. get next"	
	21	RS	ME15	MC14	Reduce extra Level Meter by 1	
		MJ	0	ML2		
		CA	ML22			

Subroutines

0	IA	MB	MG4		} Put "JUMP to EXIT" in place "bef. get next"
	TV	ML16	MG4		
1	MJ	0	MG10		
2	TP	30000	EW2		
3	TP	30000	ME14		} Back to routine CW
4	RJ	EW	EW1		
5	TP	ME14	EW2		} XS3 symbol Place CW and XS3 code in string-out and adv. addresses concerned
6	RJ	EW	EW1		
7	MJ	0	30000		
10	RJ	MB54	MF		} Warning 1
11	TU	MC25	MB2		
12	TU	MG30	MB3		
13	RJ	MB7	MB2		} Go to print warning alarm, and put string-out for comma in list and go back to routine.
14	MJ	0	MH2		
15	RP	30013	MB17		
16	TP	SY2	ME		
17	RP	30013	MB21		} Write "get next symbol" SZ2-14 →SY2-14 and save SY2-14 in ME0-12
20	TP	SZ2	SY2		
21	MJ	0	30000		
22	RP	30013	MB24		
23	TP	ME	SY2		
24	MJ	0	30000		
25	TP	MC5	A		} Write SY2-14 back
26	ST	SY2	A		
27	ZJ	MG4	ML1		
30	TU	MC10	MB2		} Is next symbol (? when no, go to get next symbol. When yes, come back to RJ
31	TU	MC11	MB3		
32	RJ	MB7	MB2		
33	MJ	0	30000		} Place CW and XS3 code in string-out when found in Comb. List
34	TU	MC6	MB2		
35	TU	MC7	MB3		
36	RJ	MB7	MB2		
37	MJ	0	30000		} Place CW and XS3 code in string-out when CW placed in ME13
40	0	0	0		
41	0	0	0		
42	0	0	0		
43	TP	MC5	A		
44	EJ	SY2	MF105		} Free
45	MJ	0	MF31		
					} Alpha-numeric symbol with first char. digit (SY not yet moved, OK)

46	RJ	UZ	UZ1	} Error print	Error count
47	TP	YZ1	UP3		} heading printed
50	TP	WL1	YZ4		
51	RJ	UP2	UP		} text printed
52	TP	30000	UP3		
53	RJ	UP2	UP		} Exit for RJ used
54	RJ	MB54	MB55		
55	MJ	0	MG4		} Normal exit
56	TP	YZ	UP3		
57	MJ	0	MB50		} Entry for warnings
	CA	MB60			

Alarm Entries and Exits

	IA	MF			
0	TP	SZ2	YY10	}	Warning alarm 1
1	TP	SZ3	YY11		
2	TU	YY	MB52		
3	MJ	0	MB56		
4	0	0	0	}	Free
5	0	0	0		
6	0	0	0		
7	0	0	0		
10	0	0	0		
11	0	0	0		
12	TP	SZ2	YB6		
13	TU	YB	MB52		
14	MJ	0	MB56		
15	TP	SZ2	YC4		
16	TU	YC	MB52	}	Alarm 1
17	MJ	0	MB46		
20	TP	SZ2	YE5	}	Alarm 3
21	TP	SY2	YE7		
22	TU	YE	MB52		
23	MJ	0	MB46	}	Alarm 4
24	TU	YF	MB52		
25	MJ	0	MB46	}	Alarm 5
26	TP	ME24	YG6		
27	TU	YG	MB52	}	Alarm 6
30	MJ	0	MB46		
31	TP	SZ2	YH6	}	Alarm 10
32	TU	YH	MB52		
33	MJ	0	MB46		
34	TP	SZ2	YI2	}	Alarm 11
35	TU	YI	MB52		
36	MJ	0	MF113		
37	TP	SZ2	YJ6		
40	TU	YJ	MB52	}	Alarm 12
41	MJ	0	MB46		
42	TP	SZ2	YK6	}	Alarm 14 = 12A
43	TU	YK	MB52		
44	MJ	0	MF111		
45	TP	SZ2	YM6	}	Alarm 13
46	TU	YM	MB52		
47	MJ	0	MF111		
50	TP	SZ2	YL10	}	Alarm 15
51	TU	YL	MB52		
52	MJ	0	MB46		
53	TP	SZ2	YN6	}	Alarm 16
54	TU	YN	MB52		
55	MJ	0	MF107	}	
56	TP	SZ2	Y04		
57	TU	Y0	MB52		
60	MJ	0	MF107		

61	TP	SZ2	YP4	}	Alarm 17
62	TU	YP	MB52		
63	MJ	0	MB46	}	Alarm 20
64	TP	SZ2	YQ5		
65	TU	YQ	MB52	}	Alarm 21
66	MJ	0	MB46		
67	TP	SZ2	YR4	}	Alarm 22
70	TP	SZ3	YR5		
71	TU	YR	MB52	}	Alarm 23 = 1A
72	MJ	0	MF107		
73	TP	SZ2	YS4	}	Alarm 22
74	TP	SZ3	YS5		
75	TU	YS	MB52	}	Alarm 23 = 1A
76	MJ	0	MB46		
77	TP	SZ2	YT6	}	Alarm old 2 = 3A
100	TP	SY2	YT7		
101	TU	YT	MB52	}	Alarm old 2 = 3A
102	MJ	0	MB46		
103	RJ	MB54	MF20	}	Alarm 6A
104	MJ	0	ML1		
105	TP	SZ2	YH6	}	Alarm 17
106	TU	YH	MB52		
107	RJ	MB54	MB46	}	Alarm 11
110	MJ	0	ML1		
111	RJ	MB54	MB46	}	Alarm 2 (first symbol Δ .)
112	MJ	0	MB25		
113	RJ	MB54	MB46	}	Alarm 17
114	MJ	0	ML		
115	RJ	MB54	MF61	}	Alarm 11
116	MJ	0	MI17		
117	RJ	MB54	MF37	}	Alarm 2 (first symbol Δ .)
120	MJ	0	MI17		
121	RJ	MB54	MF24	}	Alarm 17
122	MJ	0	MG		
123	TU	YD	MB52	}	Alarm 2 (first symbol Δ .)
124	RJ	MB54	MB46		
125	MJ	0	MG	}	Alarm 17
	CA	MF126			

Warning Alarm 1

	IA	YY		
0	0	YY1	0	
1	40	YY2	11	
2	26	51474	72401	Comma assumed preceding symbol[].
3	24	65656	74730	
4	27	01525	43026	
5	30	27345	03201	
6	77	77777	77777	
7	77	77777	77777	
10	0	0	0	SZ2
11	0	0	0	SZ3
12	01	22777	77777	
	CA	YY13		

Warning Alarm 2

	IA	YB		
0	0	YB1	0	
1	40	YB2	16	Typed value of function[] may not
2	66	73523	02701	correspond to stated arguments.
3	70	24466	73001	
4	51	31013	16750	
5	26	66345	15001	
6	0	0	0	SZ2
7	01	47247	30150	
10	51	66010	10101	
11	01	01010	10101	
12	01	01010	10126	
13	51	54543	06552	
14	51	50270	16651	
15	01	65662	46630	
16	27	01245	43267	
17	47	30506	66522	
	CA	YB20		

Alarm 1

0	IA	YC		
0	0	YC1	0	
1	40	YC2	10	Symbol [] illegal
2	65	73472	55146	in type sentence.
3	01	77777	77777	
4	0	0	0	SZ2
5	01	34464	63032	
6	24	46013	45001	
7	66	73523	00165	
10	30	50663	05026	
11	30	22777	77777	
	CA	YC12		

Alarm 2

0	IA	YD		
0	0	YD1	0	
1	40	YD2	13	
2	31	34546	56601	First symbol space point.
3	65	73472	55146	Sentence not further checked.
4	01	65522	42630	
5	01	52513	45066	
6	22	01653	05066	
7	30	50263	00150	
10	51	66013	16754	
11	66	33305	40101	
12	01	01010	10101	
13	01	01010	12633	
14	30	26453	02722	
	CA	YD15		

Alarm 3

	IA	YE		
0	0	YE1	0	
1	40	YE2	15	
2	24	27442	42630	Adjacent symbols[][]
3	50	66016	57347	meaningless in type
4	25	51466	50177	sentence.
5	0	0	0	SZ2
6	01	77777	77777	
7	0	0	0	SY2
10	01	47302	45034	
11	50	32463	06565	
12	01	34500	16673	
13	52	30010	10101	
14	01	01010	10101	
15	01	01016	53050	
16	66	30502	63022	
	CA	YE17		

Alarm 4

	IA	YF		
0	0	YF1	0	
1	40	YF2	6	
2	52	24543	05066	Parentheses not correctly placed.
3	33	30653	06501	
4	50	51660	12651	
5	54	54302	66646	
6	73	01524	62426	
7	30	27227	77777	
	CA	YF10		

Alarm 5

	IA	YG		
0	0	YG1	0	
1	40	YG2	15	Subscripted variable[] has
2	65	67256	52654	incorrect number of subscripts.
3	34	52663	02701	
4	70	24543	42425	
5	46	30017	77777	
6	0	0	0	ME 24
7	01	33246	50134	
10	50	26515	45430	
11	26	66015	06747	
12	25	30540	10101	
13	01	01010	10101	
14	01	01010	15131	
15	01	65672	56526	
16	54	34526	66522	
	CA	YG17		

Alarm 6

	IA	YH		
0	0	YH1	0	
1	40	YH2	14	
2	24	46523	32450	Alpha-numeric symbol[]has
3	67	47305	43426	digit as first character.
4	01	65734	72551	
5	46	01777	77777	
6	0	0	0	SZ2
7	01	33246	50127	
10	34	32346	60124	
11	65	01313	45465	
12	66	01010	10101	
13	01	01010	10101	
14	01	01263	32454	
15	24	26663	05422	
	CA	YH16		

Alarm 10

	IA	YI	
0	0	YI1	0
1	40	YI2	23
2	0	0	0
3	01	24525	23024
4	54	65012	46501
5	24	01316	75026
6	66	34515	00151
7	54	01656	72565
10	26	54345	26630
11	27	01010	10101
12	01	01010	10101
13	01	01010	10101
14	01	70245	43424
15	25	46302	10125
16	67	66013	46501
17	50	51660	15254
20	30	70345	16765
21	46	73014	73050
22	66	34515	03027
23	01	34500	15254
24	51	25463	04722
	CA	YI25	

SZ2

[] Appears as function or subscripted variable, but is not previously mentioned in problem.

Alarm 11 = Alarm 14

	IA	YJ	
0	0	YJ1	0
1	40	YJ2	11
2	31	46512	46634
3	50	32015	25134
4	50	66017	02454
5	34	24254	63001
6	0	0	0
7	01	67653	02701
10	24	65016	56725
11	65	26543	45266
12	22	77777	77777
	CA	YJ13	

SZ2

Floating point variable [] used as subscript.

Alarm 12

	IA	YK		
0	0	YK1	0	
1	40	YK2	14	Pseudo operation symbol[]
2	52	65306	72751	illegal in type sentence.
3	01	51523	05424	
4	66	34515	00165	
5	73	47255	14601	
6	0	0	0	SZ2
7	01	34464	63022	
10	24	46013	45001	
11	66	73523	00101	
12	01	01010	10101	
13	01	01010	10101	
14	01	01016	53050	
15	66	30502	63022	
	CA	YK16		

Alarm 13

	IA	YL		
0	0	YL1	0	
1	40	YL2	14	
2	65	67256	52654	Subscripts of subscripted
3	34	52666	50151	variable[] are missing.
4	31	01656	72565	
5	26	54345	26630	
6	27	01702	45434	
7	24	25463	00177	
10	0	0	0	SZ2
11	01	24543	00101	
12	01	01010	10101	
13	01	01010	10101	
14	01	01010	14734	
15	65	65345	03222	
	CA	YL16		

Alarm 14 = 12A

	IA	YM		
0	0	YM1	0	
1	40	YM2	14	
2	46	34255	42454	Library Routine symbol []
3	73	01545	16766	illegal in type sentence.
4	34	50300	16573	
5	47	25514	60177	
6	0	0	0	SZ2
7	01	34464	63032	
10	24	46013	45001	
11	66	73523	00101	
12	01	01010	10101	
13	01	01010	10101	
14	01	01016	53050	
15	66	30502	63022	
	CA	YM16		

Alarm 15

	IA	YN		
0	0	YN1	0	
1	40	YN2	20	
2	31	46512	46634	Floating point variable []
				used as function symbol
				or as subscripted variable.
3	50	32015	25134	
4	50	66017	02454	
5	34	24254	63001	
6	0	0	0	SZ2
7	01	67653	02701	
10	24	65013	16750	
11	26	66345	15001	
12	01	01010	10101	
13	01	01010	10101	
14	65	73472	55146	
15	01	51540	12465	
16	01	65672	56526	
17	54	34526	63027	
20	01	70246	43424	
21	25	46302	27777	
	CA	YN22		

Alarm 16

	IA	Y0	
0	0	Y01	0
1	40	Y02	16
2	65	67256	52654
3	34	52660	17777
4	0	0	0
5	01	24525	23024
6	54	65012	46501
7	31	67502	66634
10	51	50015	15401
11	01	01010	10101
12	01	01010	10101
13	01	01010	10101
14	65	67256	52654
15	34	52663	02701
16	70	24543	42425
17	46	30227	77777
	CA	Y020	

Subscript[] appears as
function or subscripted
variable.
SZ2

Alarm 17

	IA	YP		
0	0	YP1	0	
1	40	YP2	11	Subscript[] used as
2	65	67256	52654	argument of a function.
3	34	52660	17777	
4	0	0	0	SZ2
5	01	67653	02701	
6	24	65012	45432	
7	67	47305	06601	
10	51	31012	40131	
11	67	50266	63451	
12	50	22777	77777	
	CA	YP13		

Alarm 20

	IA	YQ		
0	0	YQ1	0	
1	40	YQ2	10	Function symbol []
2	31	67502	66634	appears as subscript.
3	51	50016	57347	
4	25	51460	17777	
5	0	0	0	SZ2
6	01	24525	23024	
7	54	65012	46501	
10	65	67256	52654	
11	34	52662	27777	
	CA	YQ12		

Alarm 21

	IA	YR	
0	0	YR1	0
1	40	YR2	17
2	26	51506	56624
3	50	66017	77777
4	0	0	0
5	0	0	0
6	01	24525	23024
7	54	65012	46501
10	31	67502	66634
11	51	50015	15401
12	01	01010	10101
13	01	01010	10101
14	01	01010	10101
15	01	01016	56725
16	65	26543	45266
17	30	27017	02454
20	34	24254	63022
	CA	YR21	

Constant [] appears as
function or subscripted variable
SZ2
SZ3

Alarm 22

	IA	YS	
0	0	YS1	0
1	40	YS2	15
2	26	51506	56624
3	50	66017	77777
4	0	0	0
5	0	0	0
6	01	24525	23024
7	54	65012	46501
10	70	24543	42425
11	46	30016	65101
12	25	30010	10101
13	01	01010	10101
14	01	01010	10101
15	01	01010	10101
16	66	73523	02722
	CA	YS17	

Constant [] appears as
variable to be typed
SZ2
SZ3

Alarm 23 = 1A

	IA	YT		
0	0	YT1	0	
1	40	YT2	10	Negative subscript [] illegal.
2	50	30322	46634	
3	70	30016	56725	
4	65	26543	45266	
5	01	77777	77777	
6	0	0	0	SZ2
7	0	0	0	SY2
10	01	34464	63032	
11	24	46227	77777	
	CA	YT12		

Headings for Warnings and Alarms

	IA	YZ		
0	0	YZ2	7	
1	0	YZ2	5	
2	65	30506	63050	
3	26	30010	17777	
4	0	0	0	Sentence no. Sentence $\Delta \Delta$ [] $\Delta \Delta \Delta$ (Type) $\Delta \Delta$
5	01	01011	76673	
6	52	30430	10177	Warning, $\Delta \Delta$
7	71	24545	03450	
10	32	21010	17777	
	CA	YZ11		

Constants

0	IA	MC		
0	0	1	0	u adv. and CW for (
1	01	22777	77777	XS3 code of Δ .
2	23	77777	77777	XS3 code of ;
3	21	77777	77777	XS3 code of ,
4	43	77777	77777	XS3 code of)
5	17	77777	77777	XS3 code of (
6	0	ME13	MG75	} For symbols with CW in ME13
7	0	SZ2	MG4	
10	0	TA4	MJ	} For symbols found in Comb. List
11	0	TA3	0	
12	0	0	0	Zero
13	40	0	0	Indicator
14	0	0	1	One
15	0	0	2	Two
16	0	0	75000	For Dummy CW
17	0	0	64000	For CW fixed point variable
20	0	0	65000	For CW single val.
21	0	0	66000	For CW function
22	0	0	77000	For CW and mask
23	0	0	77777	Mask
24	0	77777	0	Mask
25	0	MC26	0	Address of CW for comma
26	0	0	40	CW for comma
27	0	3	0	For adv. u
30	0	2	0	For adv. u and CW last par.
31	0	0	70000	Mask for pseudo op
32	0	0	120	CW for Δ
33	24	50277	77777	"and"
34	02	77777	77777	"---" XS3 lower case
35	0	77777	77777	"---" XS3 upper case
36	0	WL3	WL3	Constant for EW3
37	0	0	40000	
40	0	WL	WL	
	CA	MC41		

Temporaries: Type String-out

ME	0-12	Storage for SY2-14
	13	Temp. storage for CW (call word)
	14	Temp. storage for new MB3
	15	Extra Level Meter
	16	Word index
	17	Level Meter
	20	Index "inside subscripted variable"
	21	Index "inside subscripted function"
	22	Counter for subscripts
	23	Stored value for number of subscripts
ME	24	Stored XS3 code of subscripted variable

List String-Out Routine

The List String-Out Routine translates the pseudo code "List" sentences from the corrected Problem Tape on Uniservo 5 and edits and stores the information in the format prescribed for input to the List Generation routine (see List Generation write-up). During the translation of the input sentence, extensive checks are made for strict adherence to the List sentence format specified in the Unicode manual, including the proper use of commas where required. When an error is detected, a statement describing the error condition is typed on the on-line Flexowriter. Errors are of two types; those which must be corrected before compilation can continue beyond the string-out (translation) phase, and those which give rise to a "warning" typeout on the Flexowriter to point out the inconsistency, but which do not preclude the successful compilation and execution of the Object Program. Errors of the latter kind include the word "warning" in the Flexowriter typeout. The texts of all error typeouts are included in the annotated coding. In general, the errors detected prior to the Title or Column Headings are of the first kind and those detected within the title or column headings are of the latter kind.

The list which is produced as input to the List Generation routine is referred to as the List String-out and is written on magnetic tape when it is completed. During translation, this routine records the call word for each of the variables to be listed as well as the call word designating the Uniservo on which the listing is to be made during the running of the Object Program. In addition to the above call words, the List String-out includes a section containing the headings for the listing and a count of the total number of words in the headings. The headings are stored in the list exactly as they are to be transferred to the listing tape.

The texts of the headings are included just as they appear on the input tape; however, they are edited for position on the High Speed Printer sheets. The title is edited so that it is always centered on the page, regardless of the number of characters it includes. The column headings and/or the names of the variables are edited so that they are centered on the page, regardless of the number. In addition, within the four words (23 characters) allowed for each column heading or variable name, the characters are positioned with

respect to the decimal point for floating point quantities or the assumed point for fixed point quantities. The assumed point is to the right of fixed point numbers.

Figure 1 shows the format of the heading list within the List String-out when all three sections are included, i.e., title, column headings and variable names. It also shows the position of the column headings and/or variable names within their assigned blockettes, depending on the number of such column heading and/or variable names.

Figure 2 shows the positions of the XS3 characters within the title blockette and within the four word items for the column headings and variable names.

If either the column headings, or title, or both are omitted from the input tape, the corresponding blockette(s) is omitted from the heading list in the List String-out, and the succeeding blockette(s) packed upward (see Fig. 1). The leftmost character of the first word of the heading list is a Fast Feed 1 symbol.

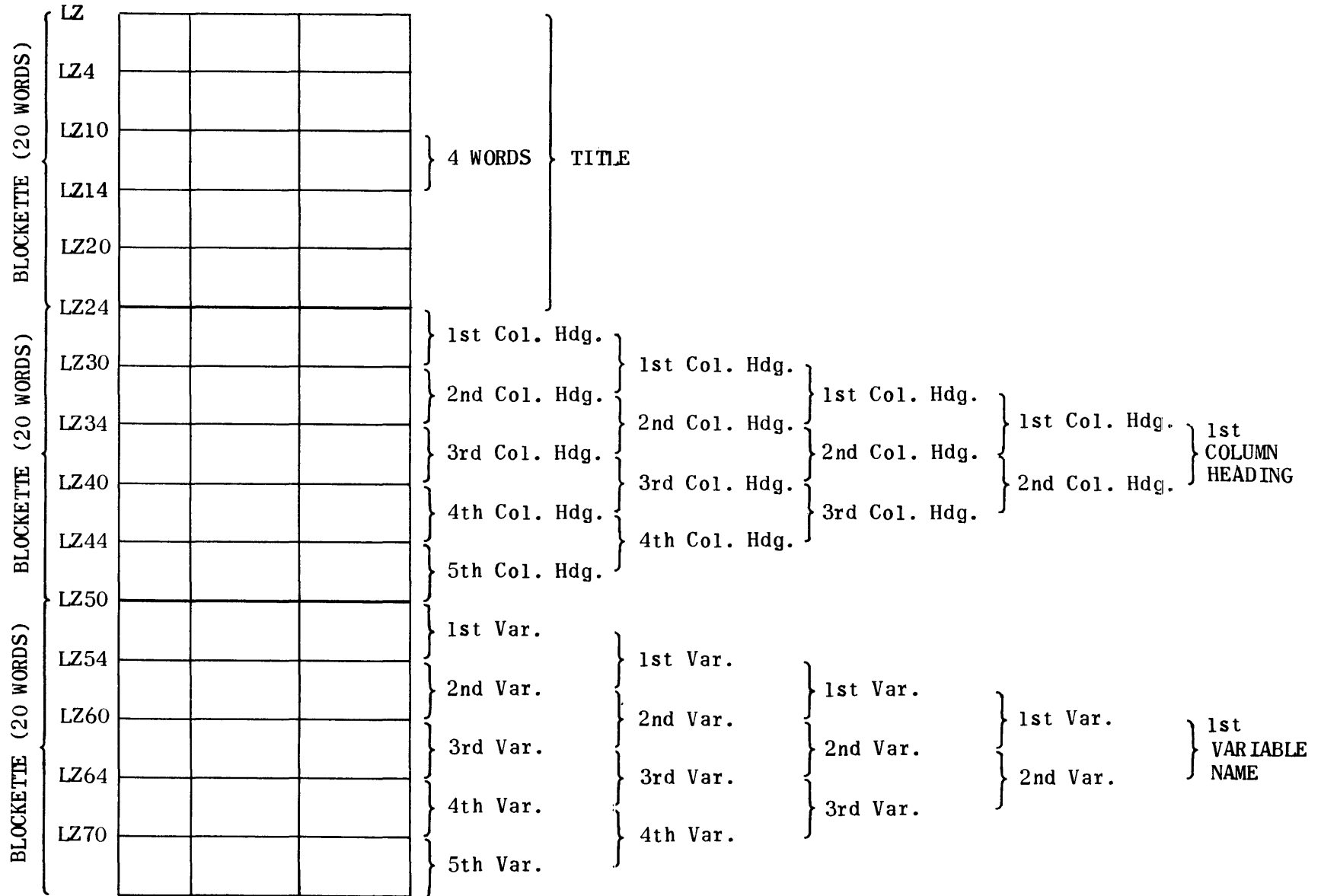
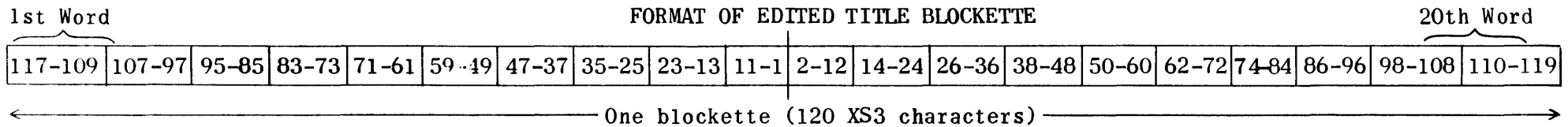


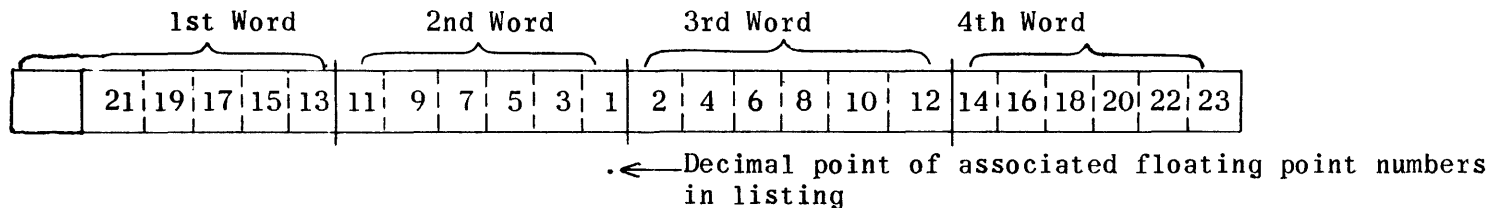
Figure 1. Heading List Format



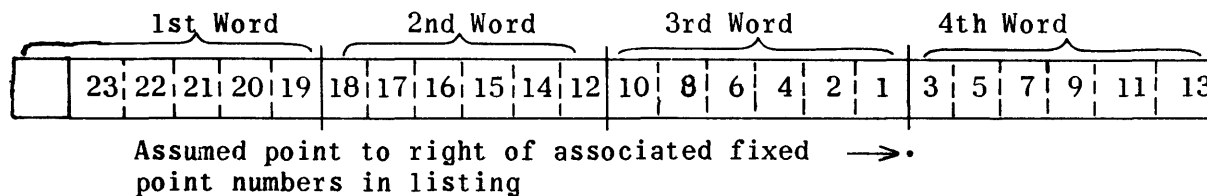
The numbers in the above diagram indicate positions of the XS3 characters of the title within the blockette, depending on the total number of characters. If the title has only one character, it appears to the left of center; if it has two characters, the first appears to the left of center, the other to the right; if it has three characters, the first two appear to the left of center and the third to the right of center; etc., only 119 of the 120 characters are allowed for the title.

FORMAT OF EDITED COLUMN HEADINGS OR VARIABLE NAMES

Floating Point Quantities (position about decimal point)



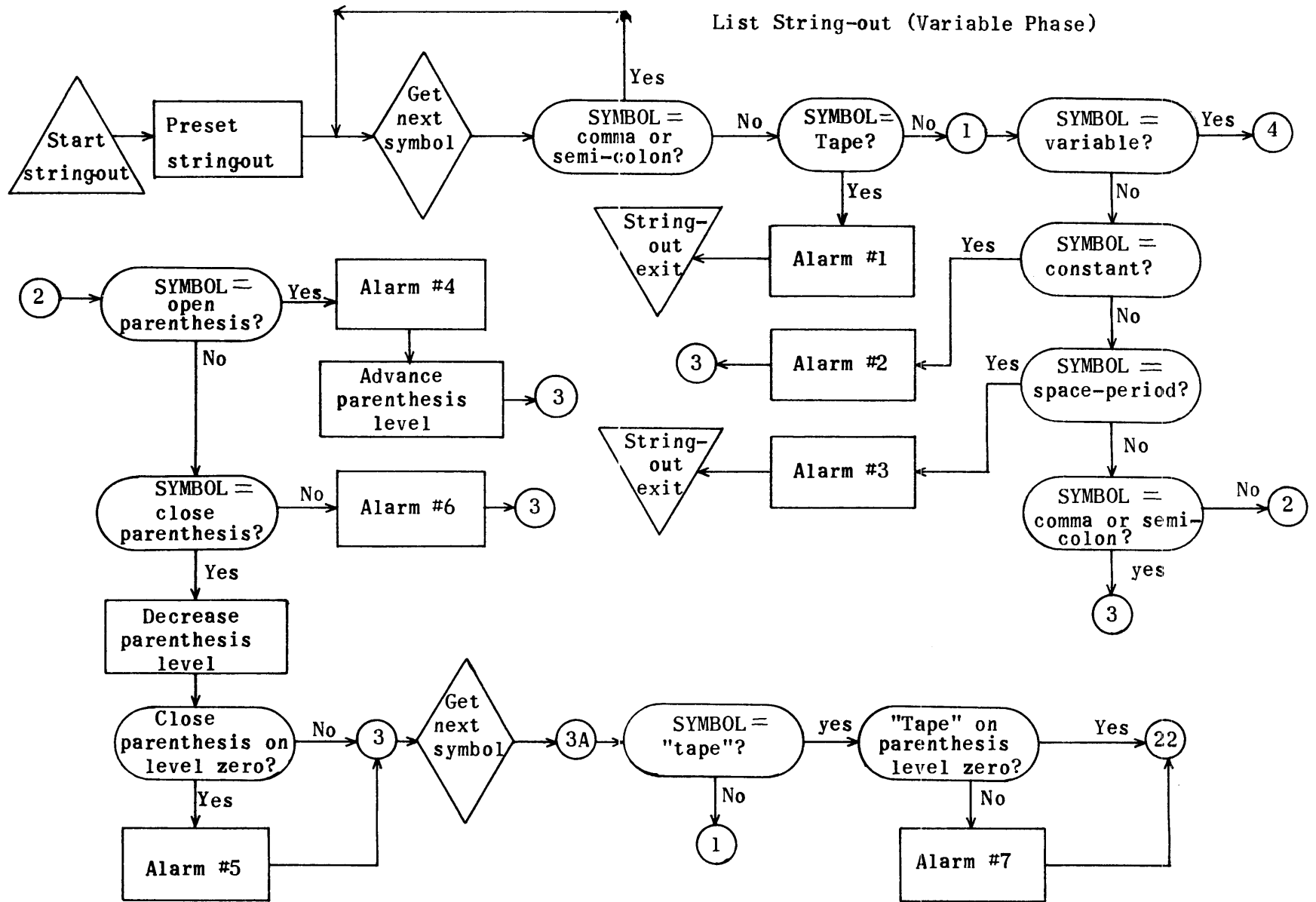
Fixed Point Quantities (position about assumed point)

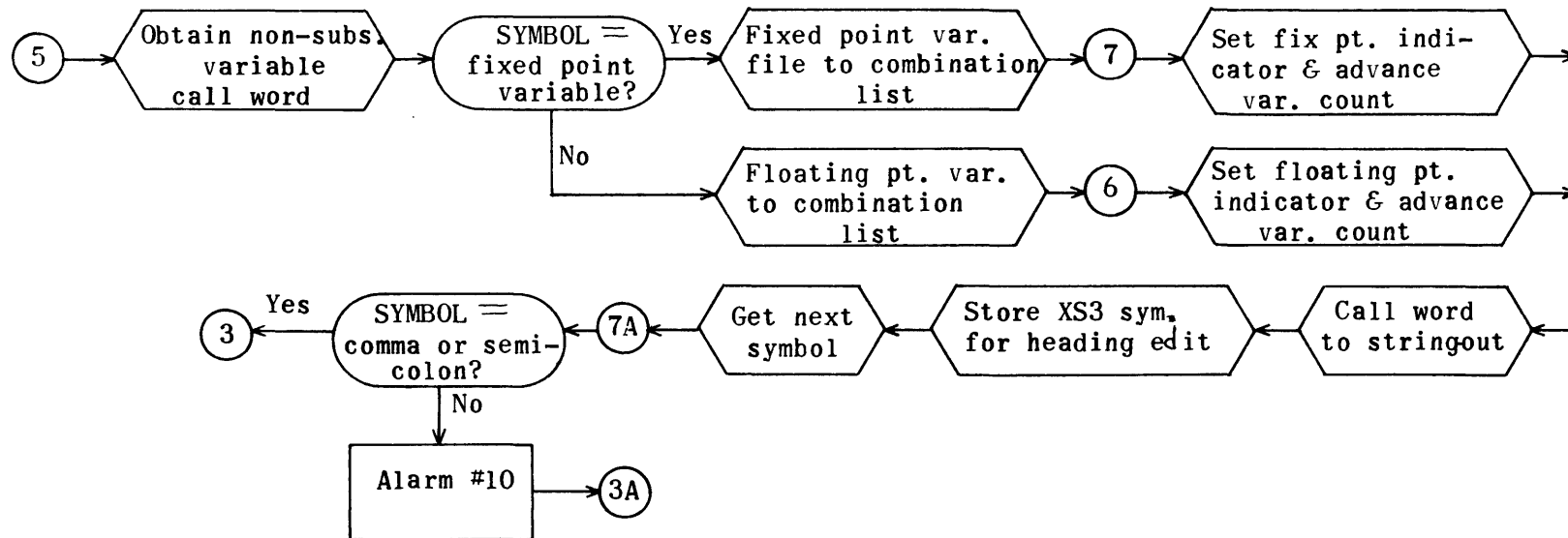
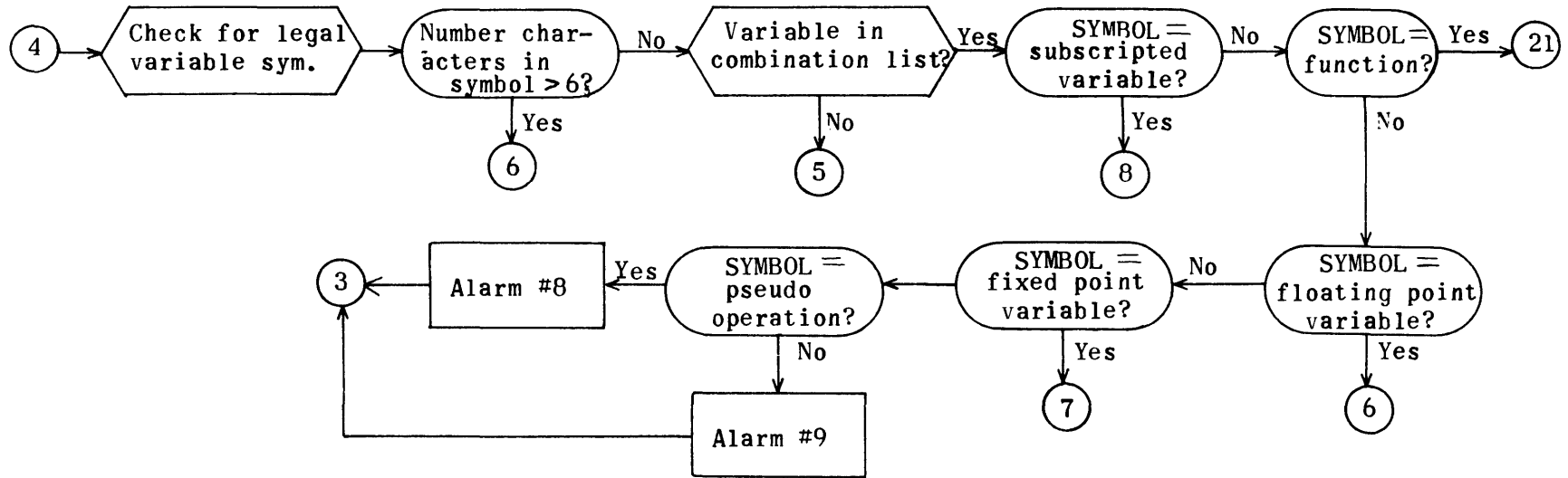


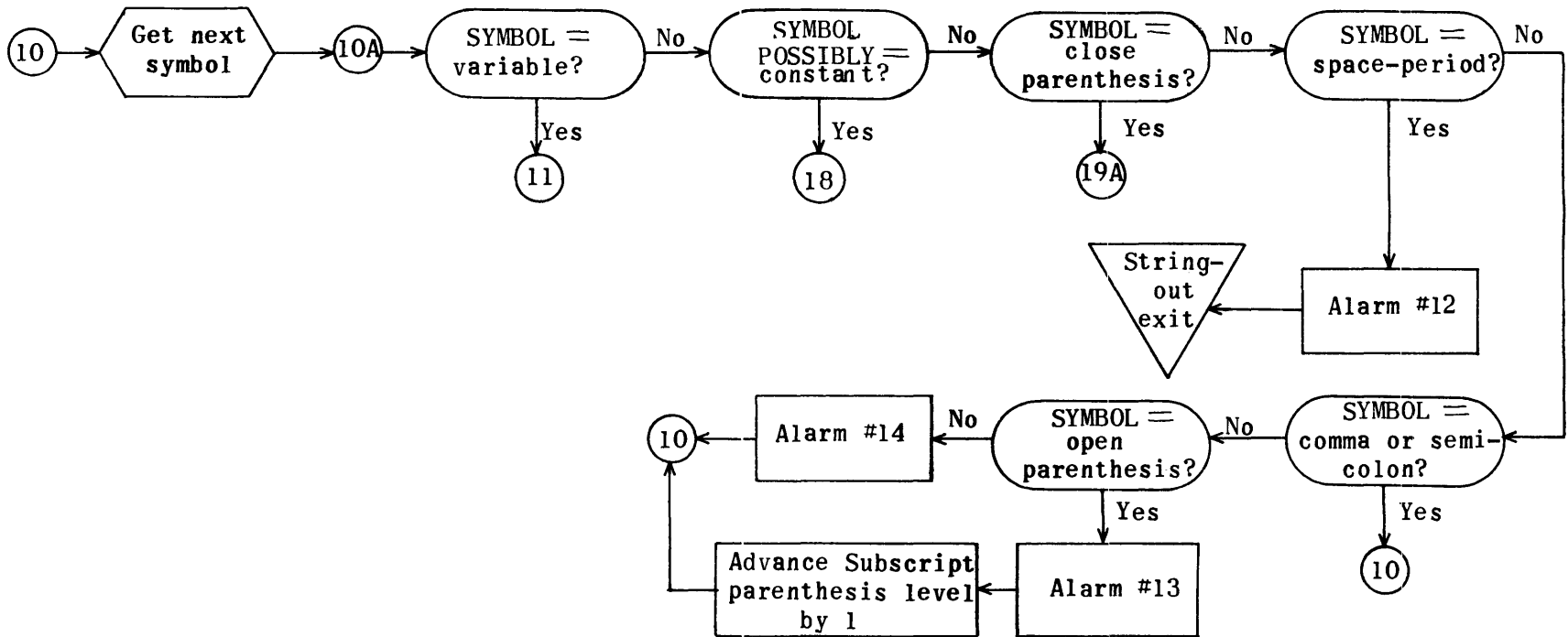
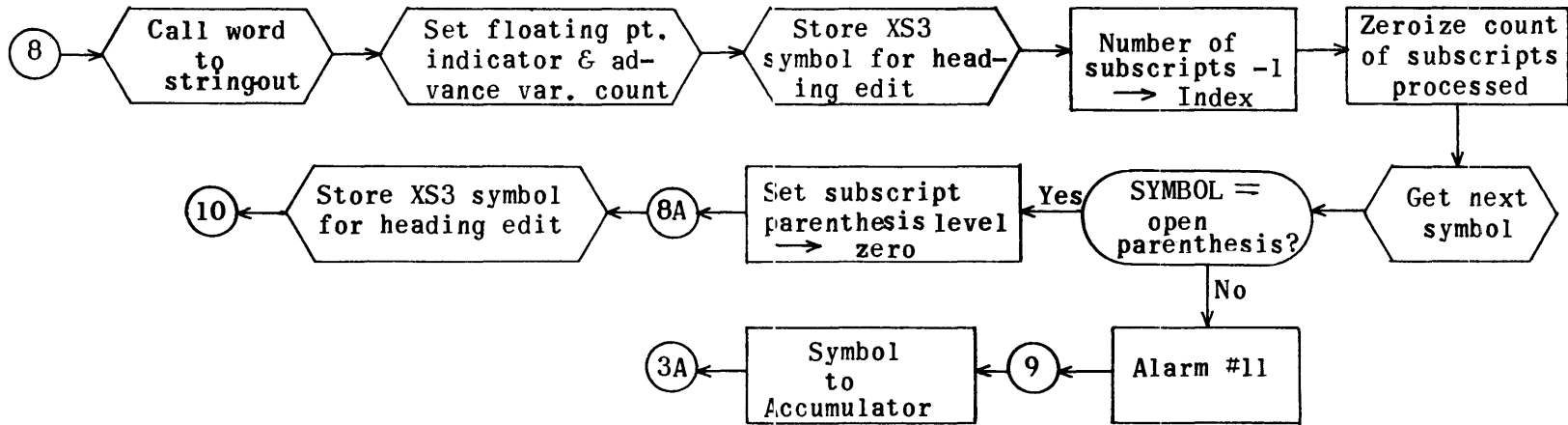
The numbers in the above diagram indicate positions of the XS3 characters of the column headings or variable names, depending on the total number of characters in the column heading or variable name.

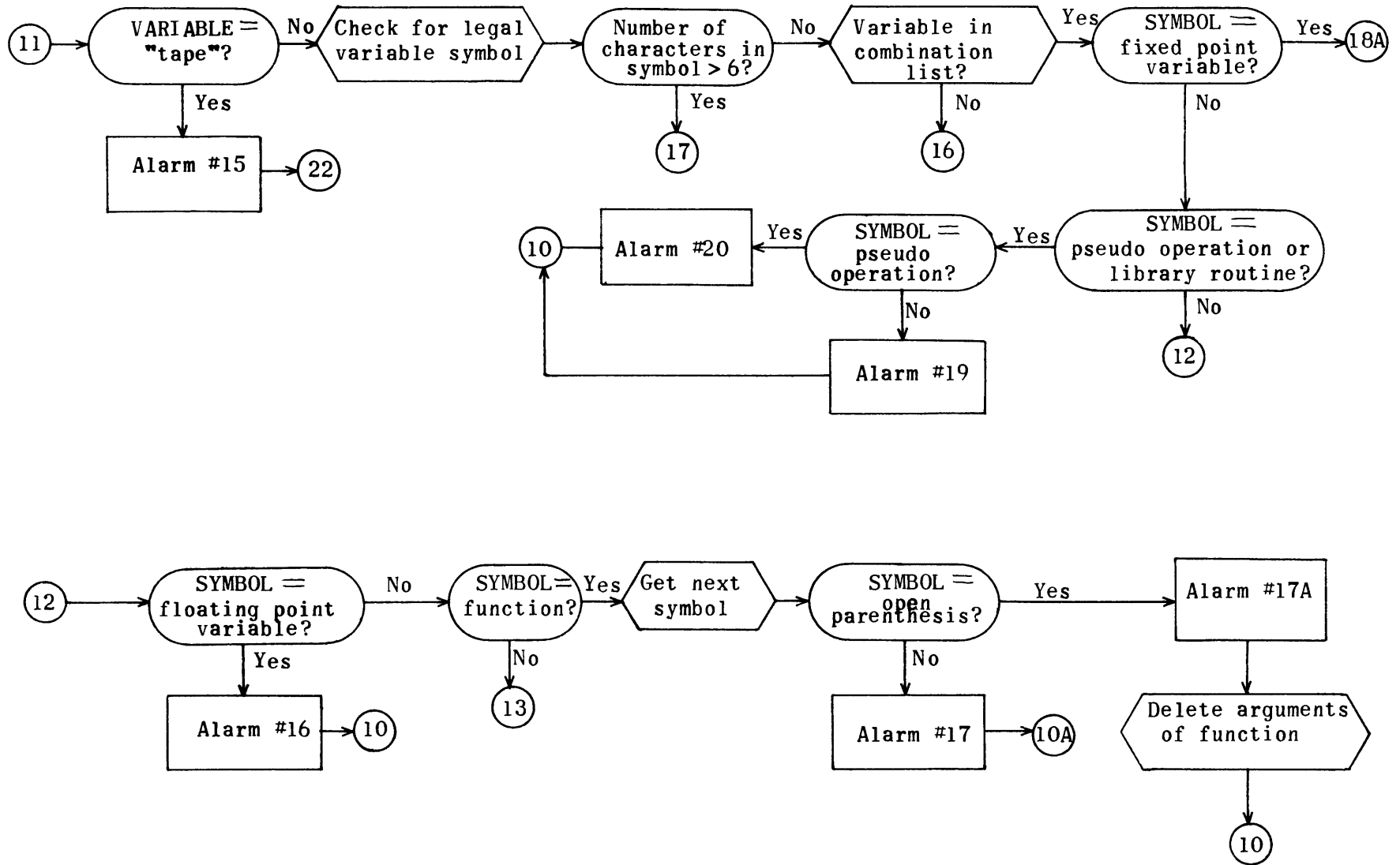
Figure 2. Format of Edited Title Blockette, Edited Column Headings or Variable Names, Fixed Point Quantities

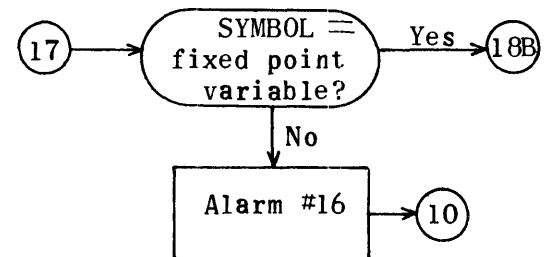
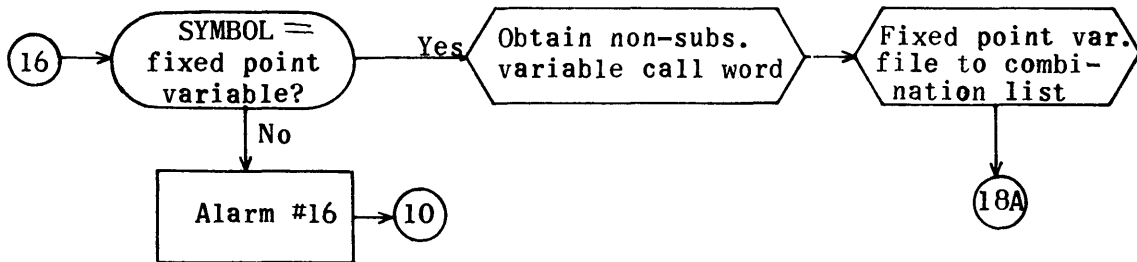
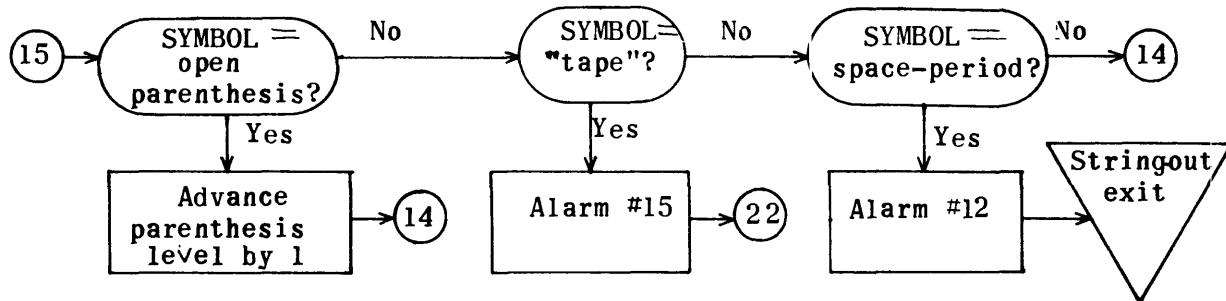
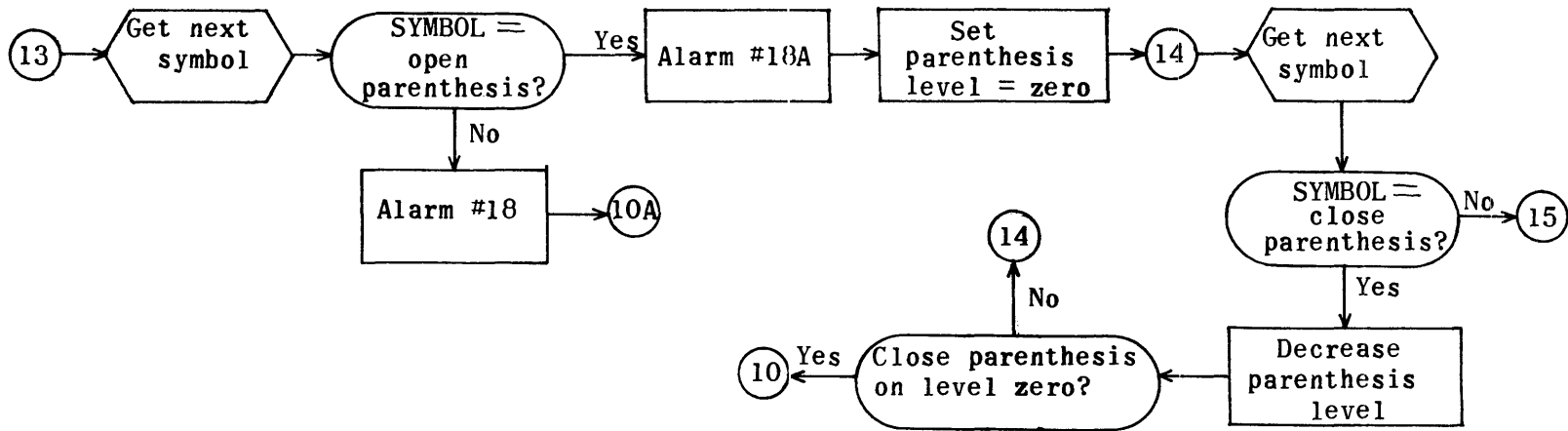
List String-out (Variable Phase)

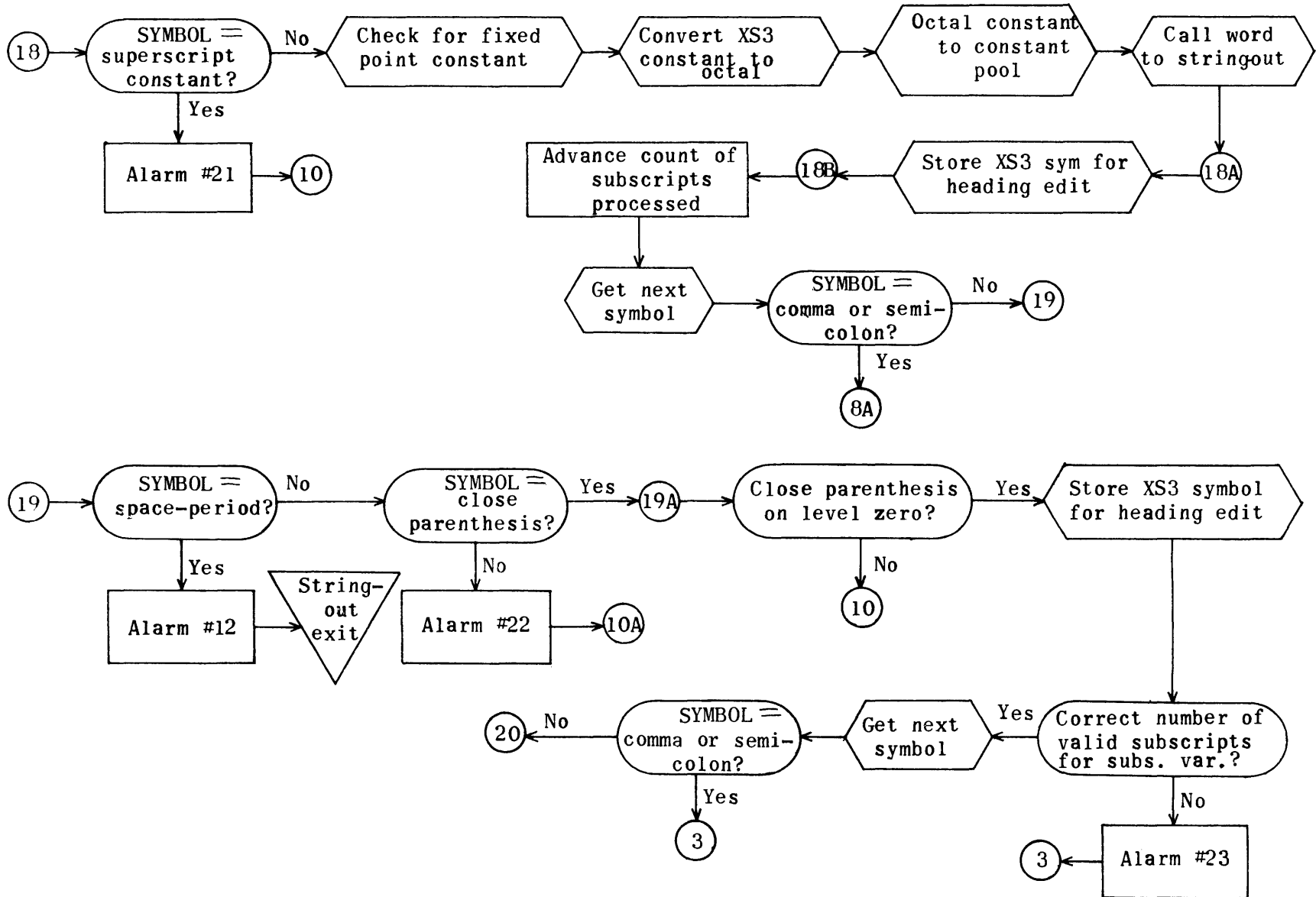


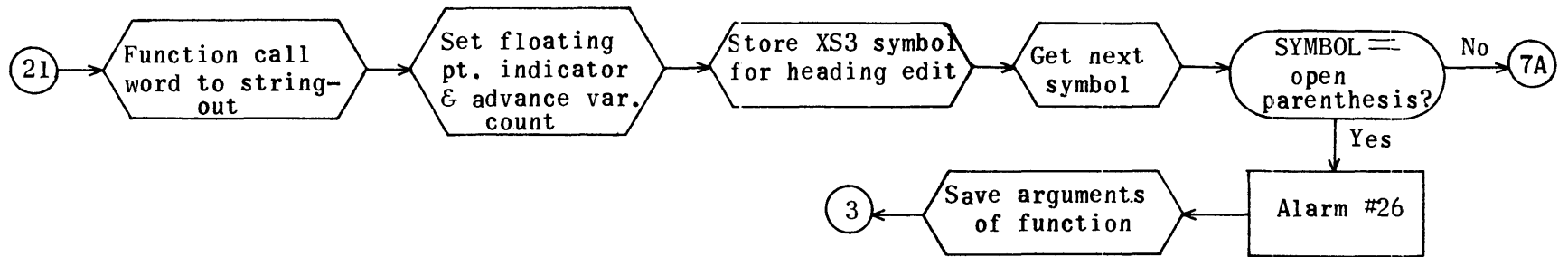
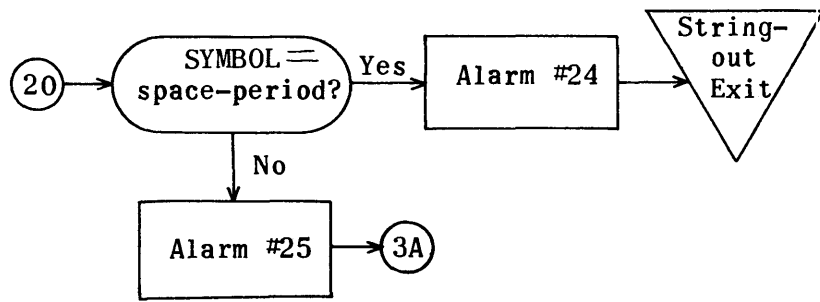




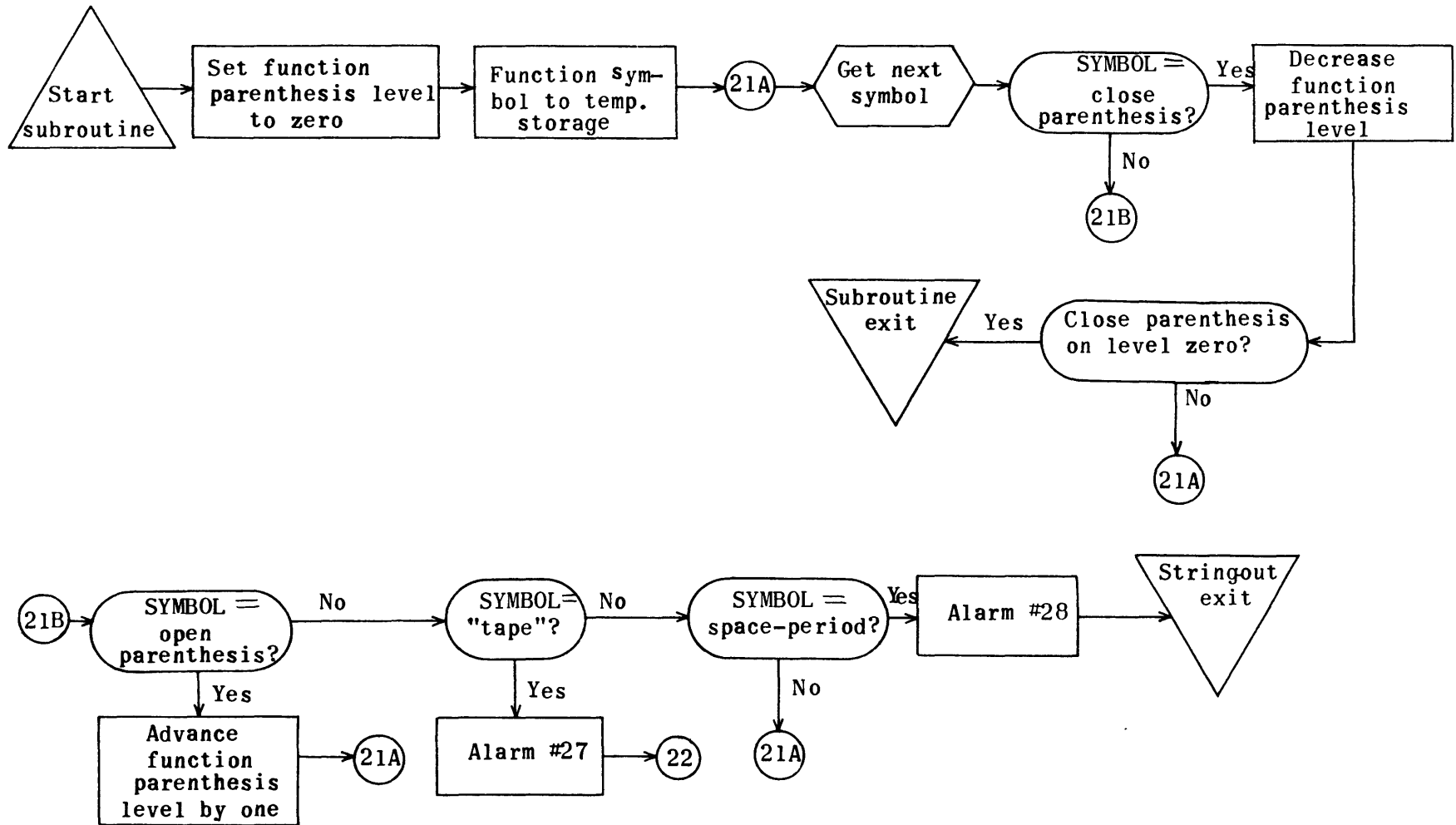




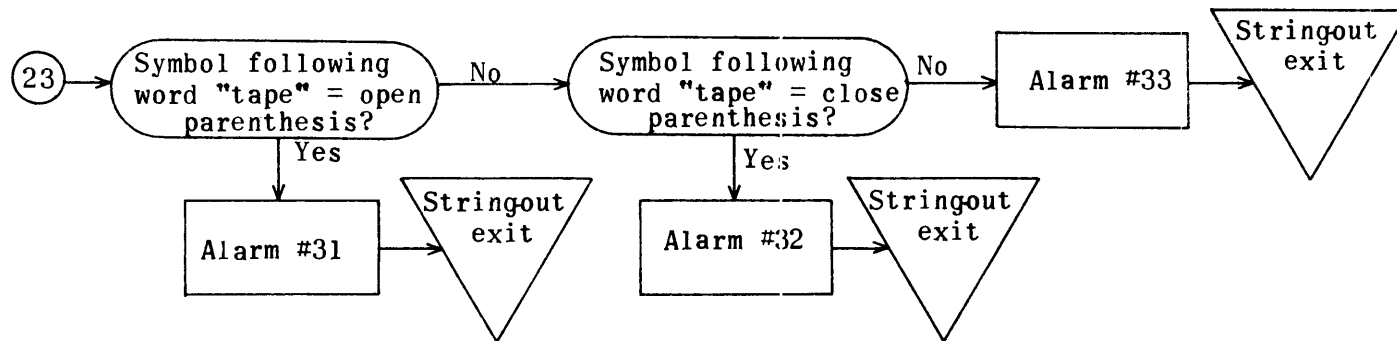
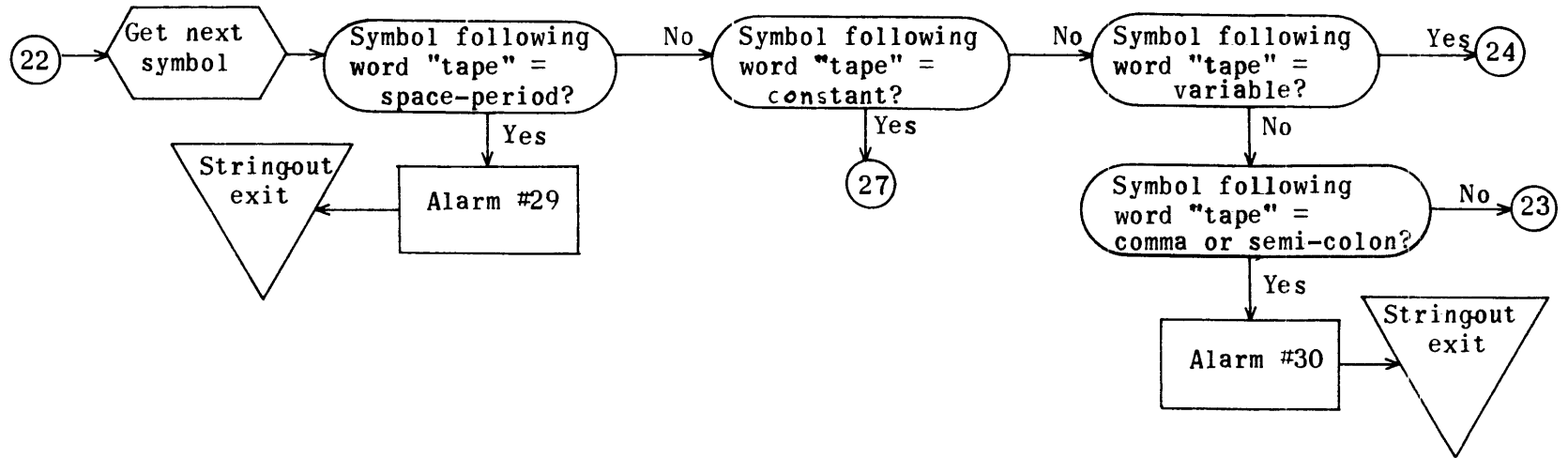


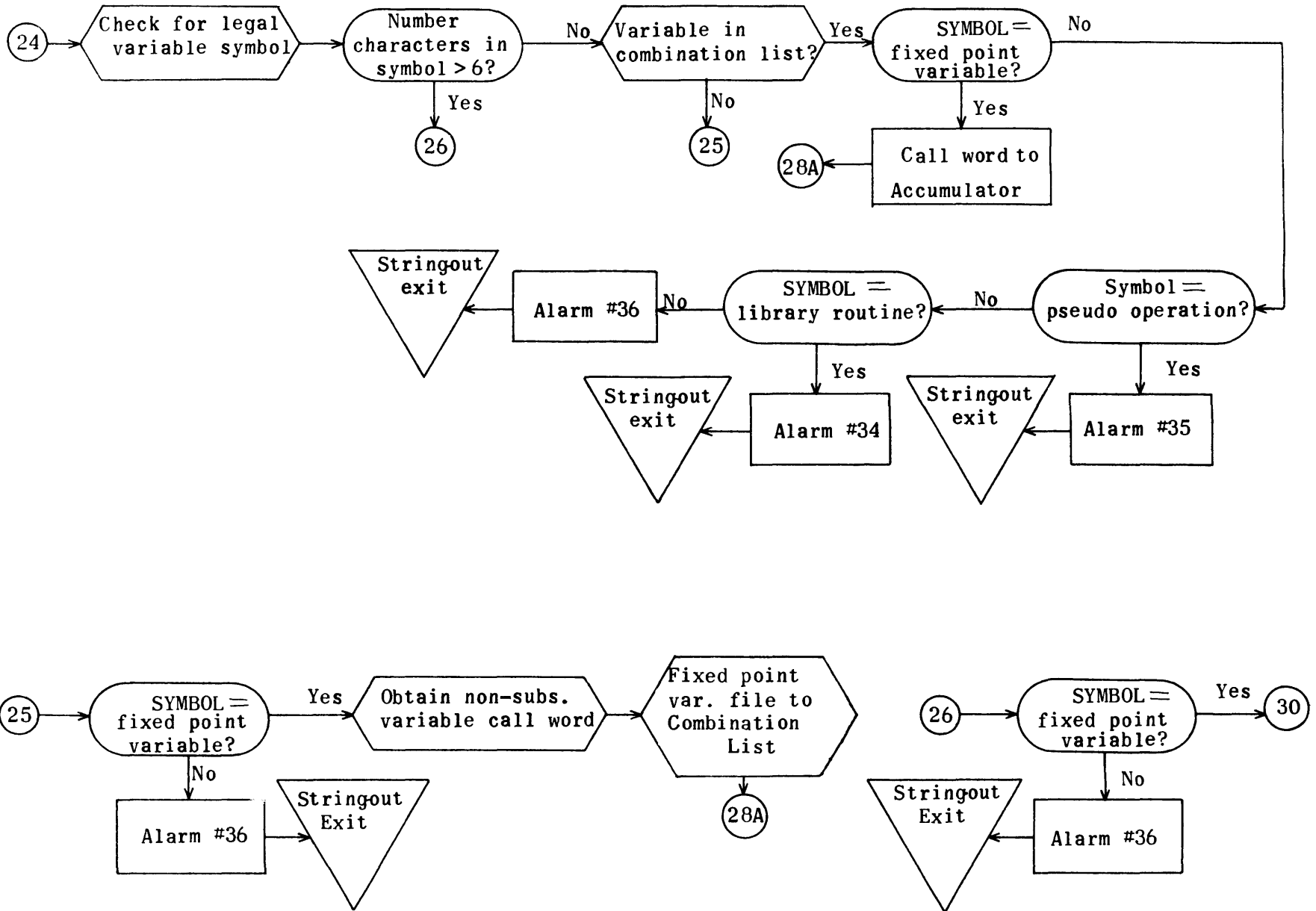


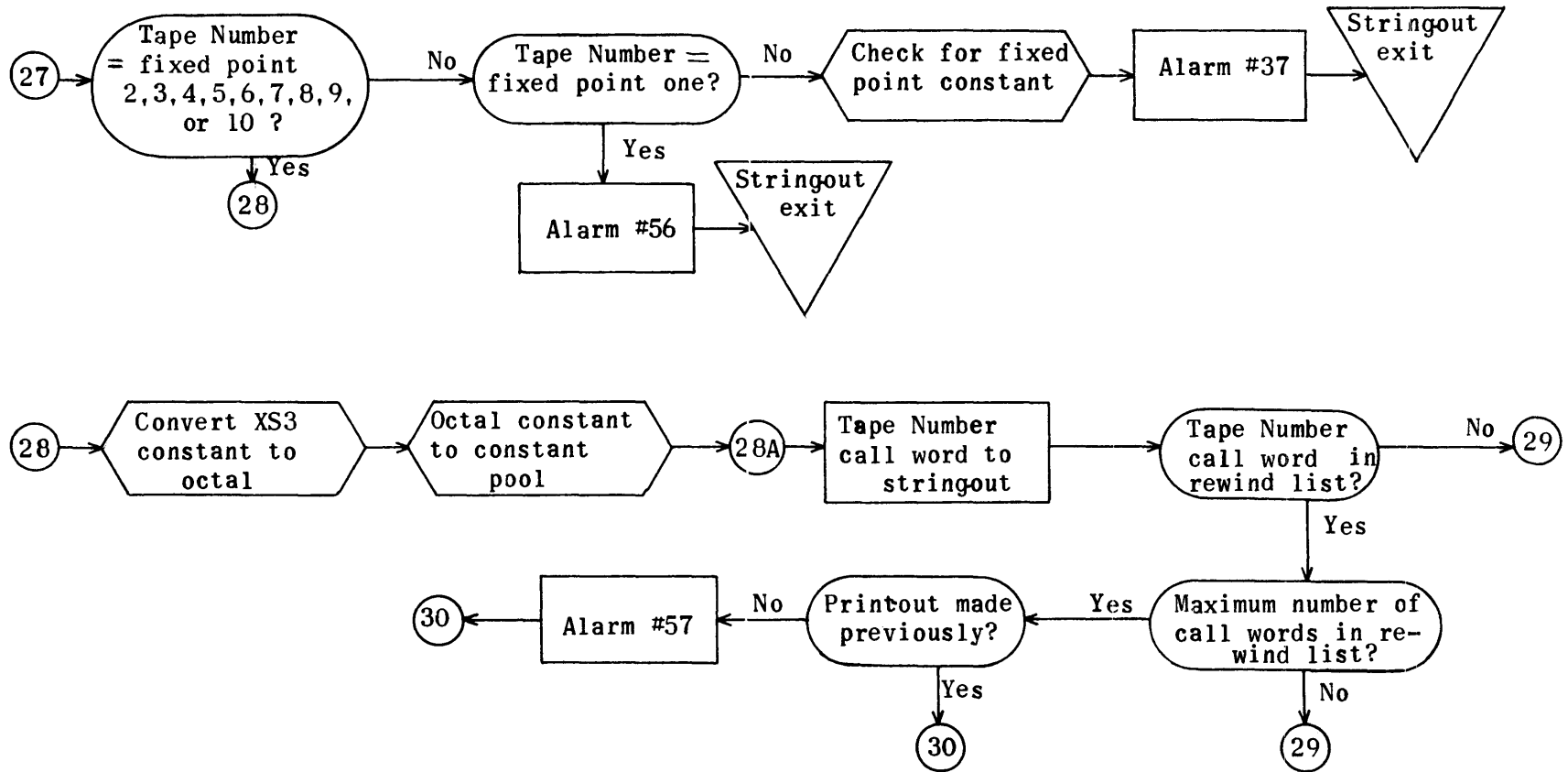
Subroutine to Process Arguments of Function (Referenced by Alarms #17A & #26)



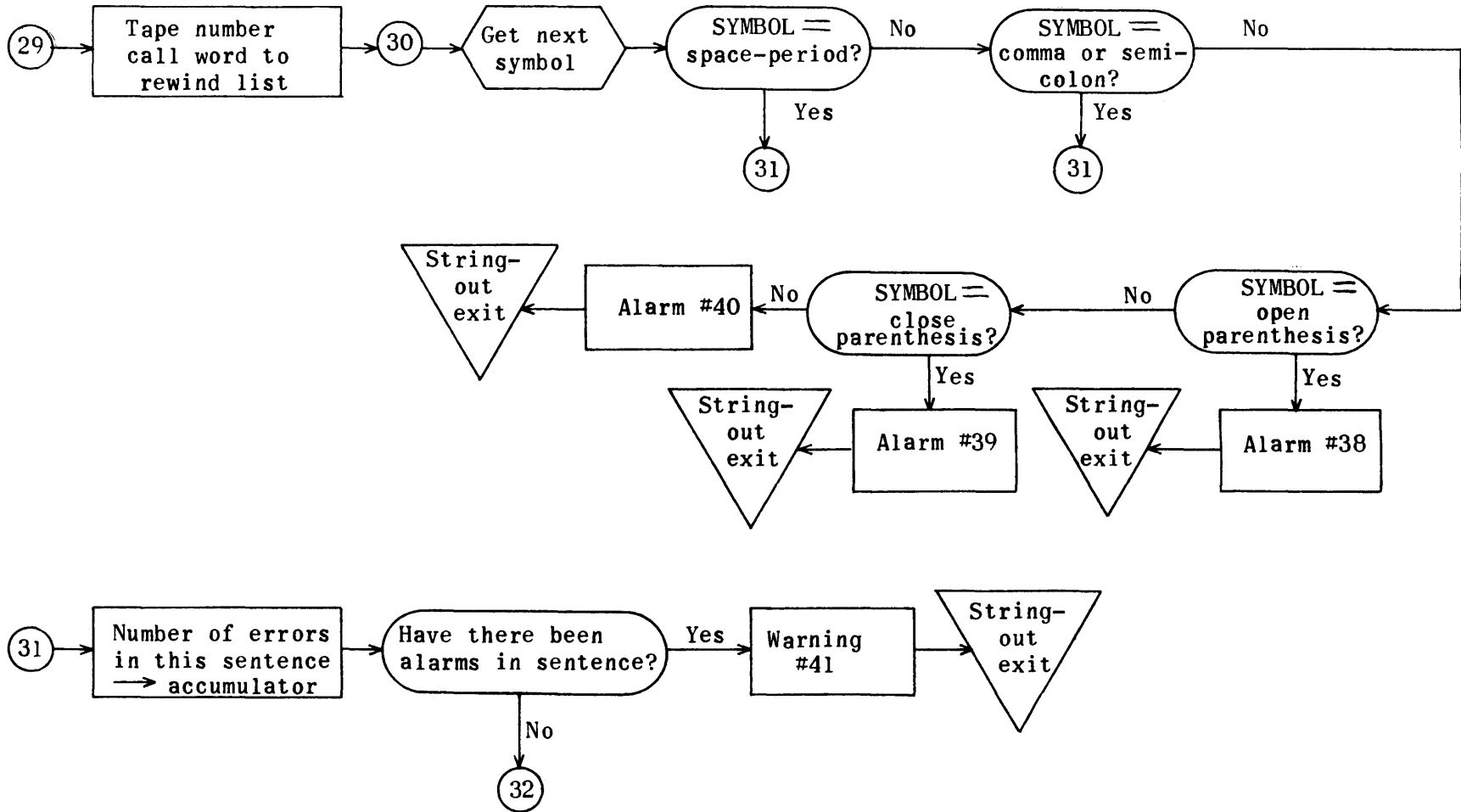
List Stringout (Tape Designation Phase)



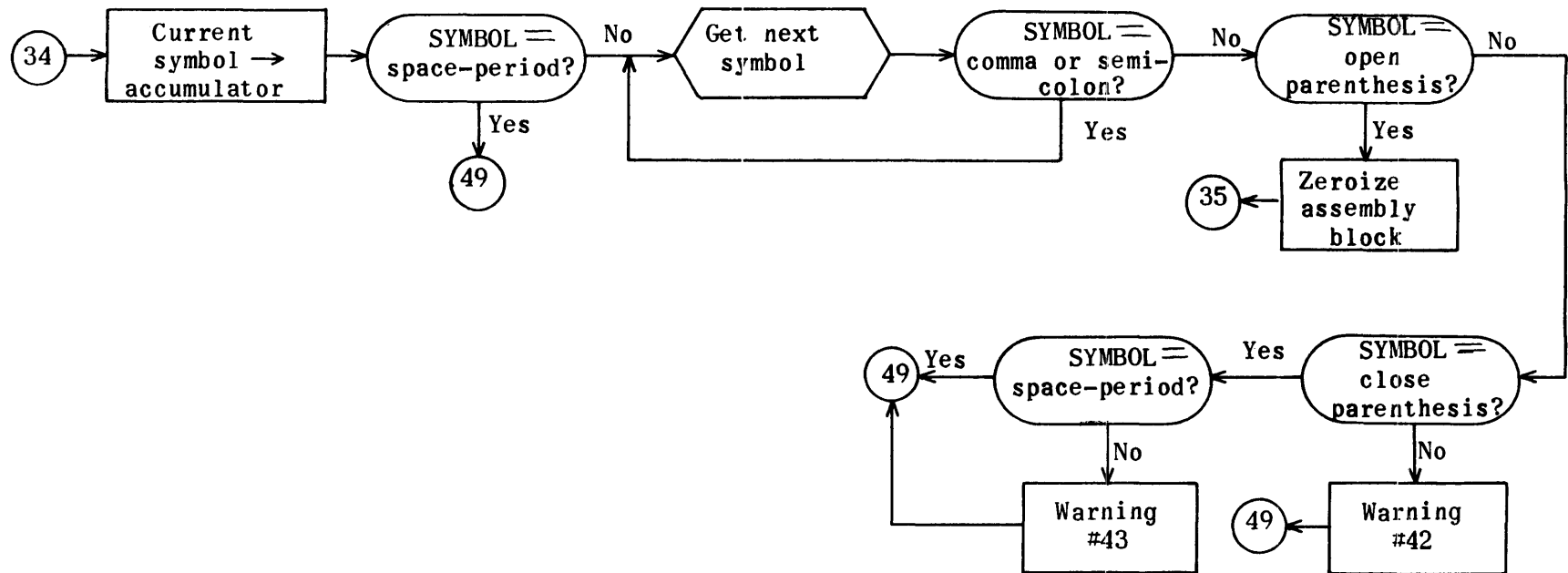
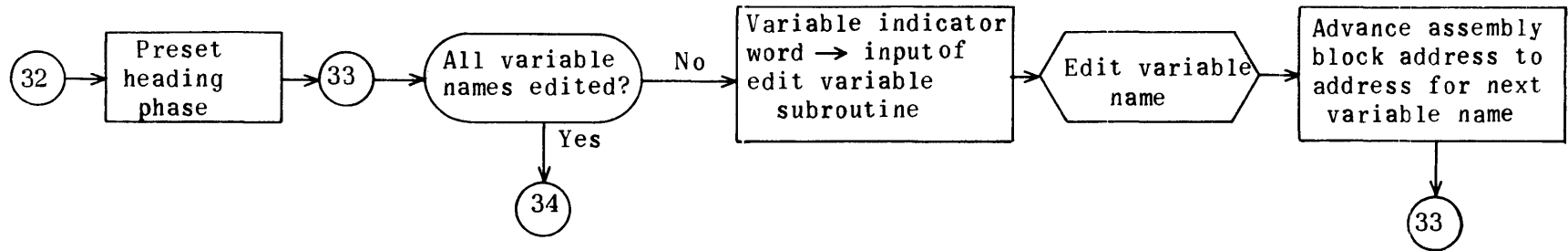


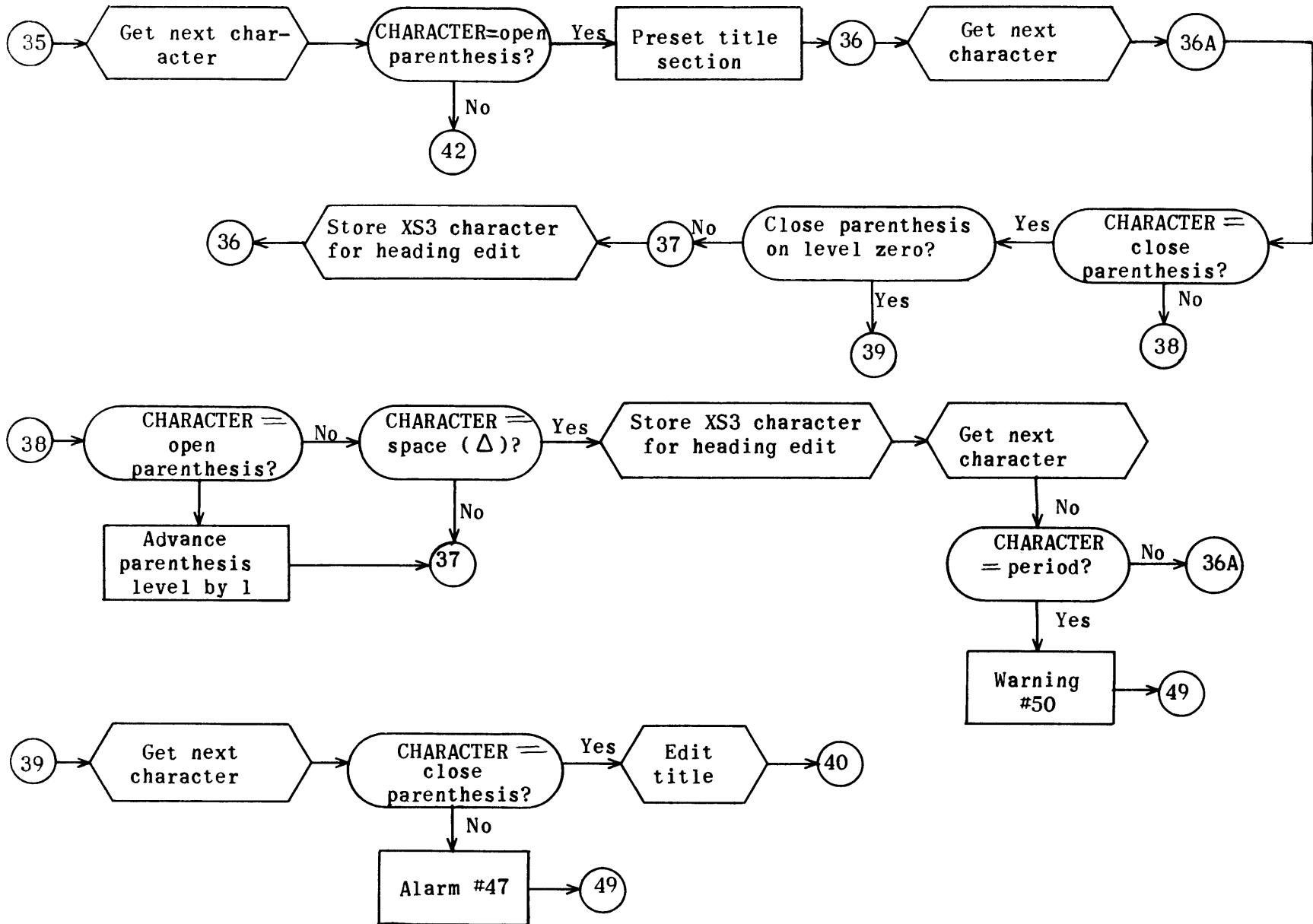


List Stringout (Tape Designation Phase, Cont.)

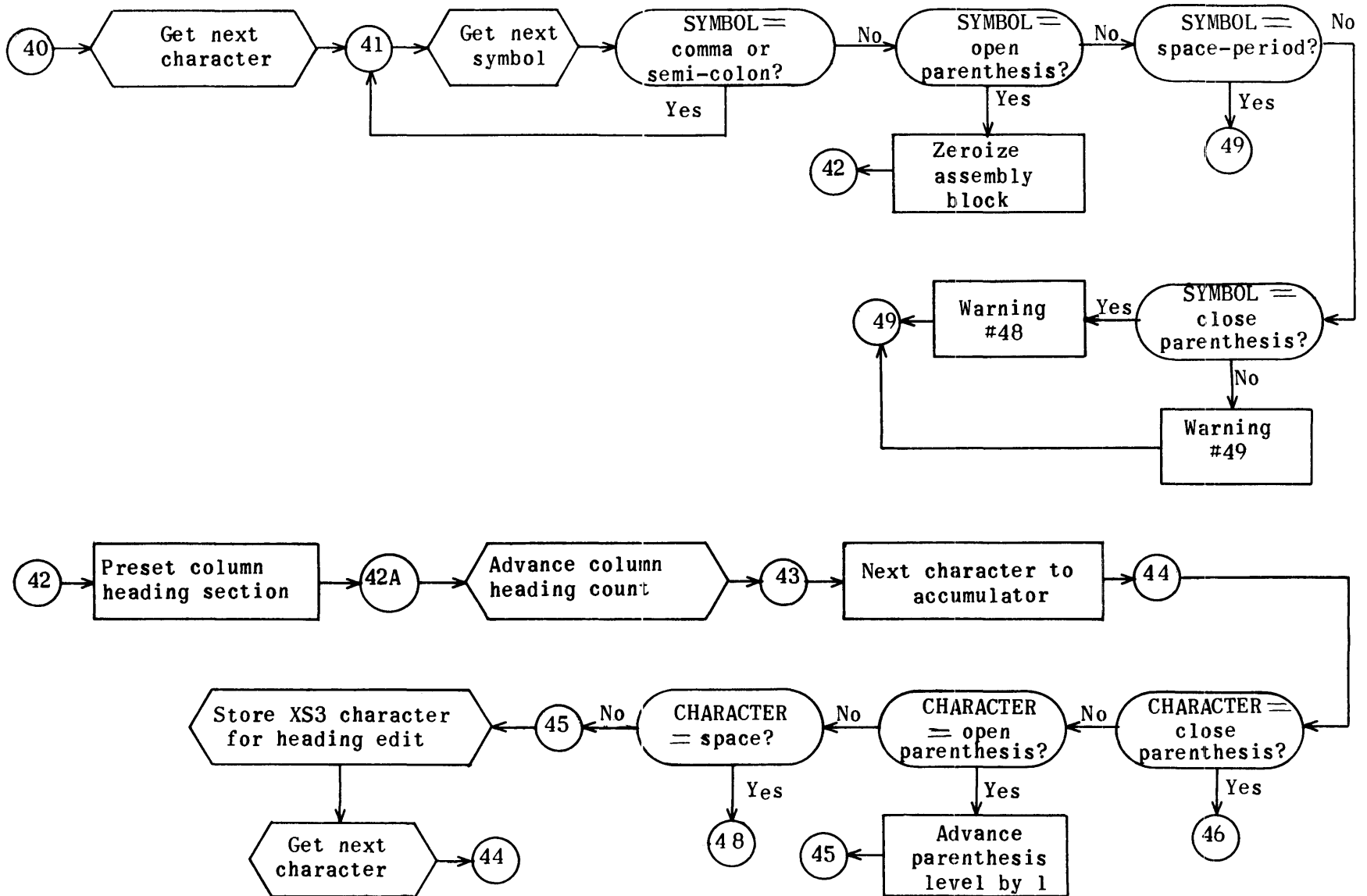


List Stringout (Heading Phase)

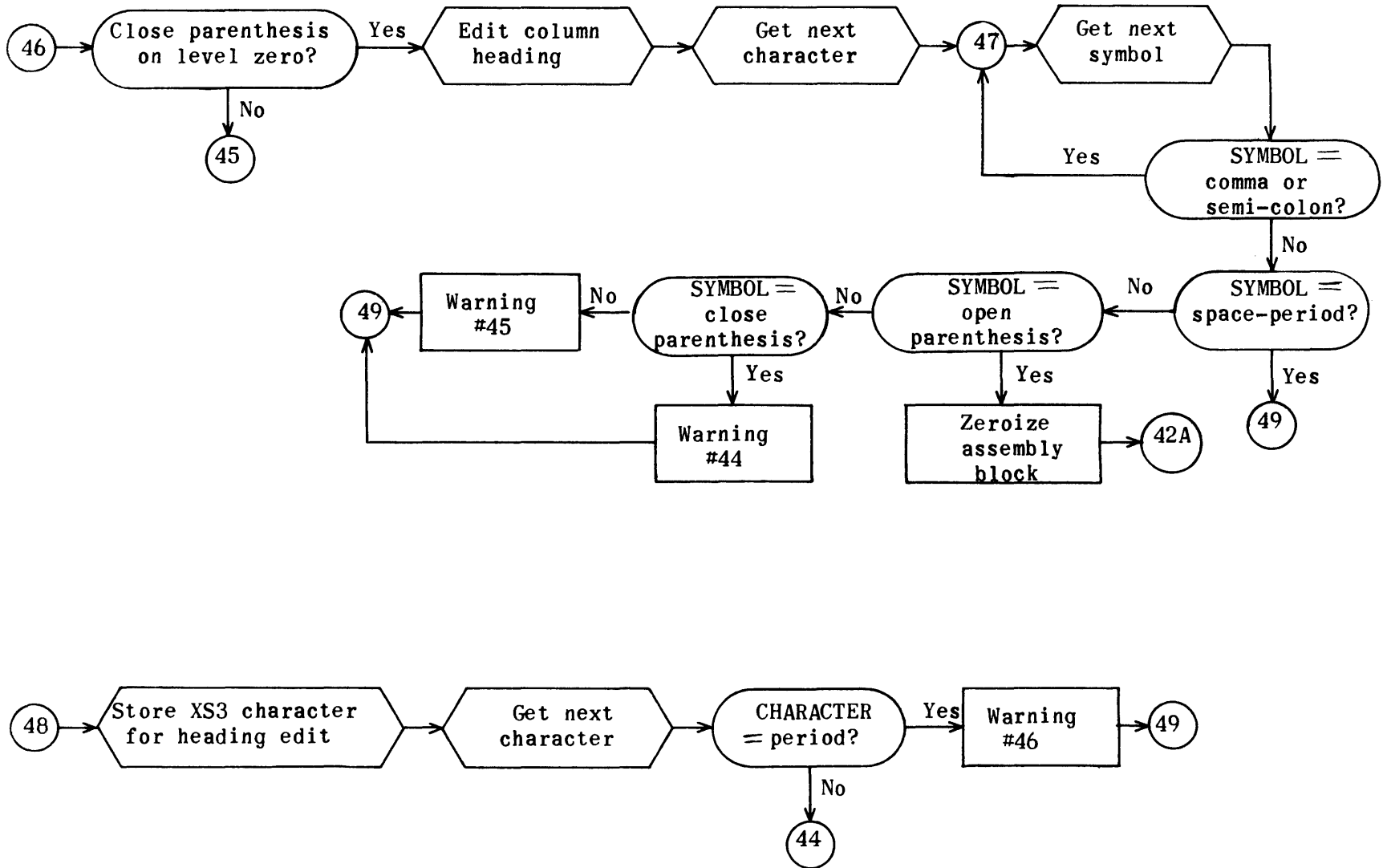




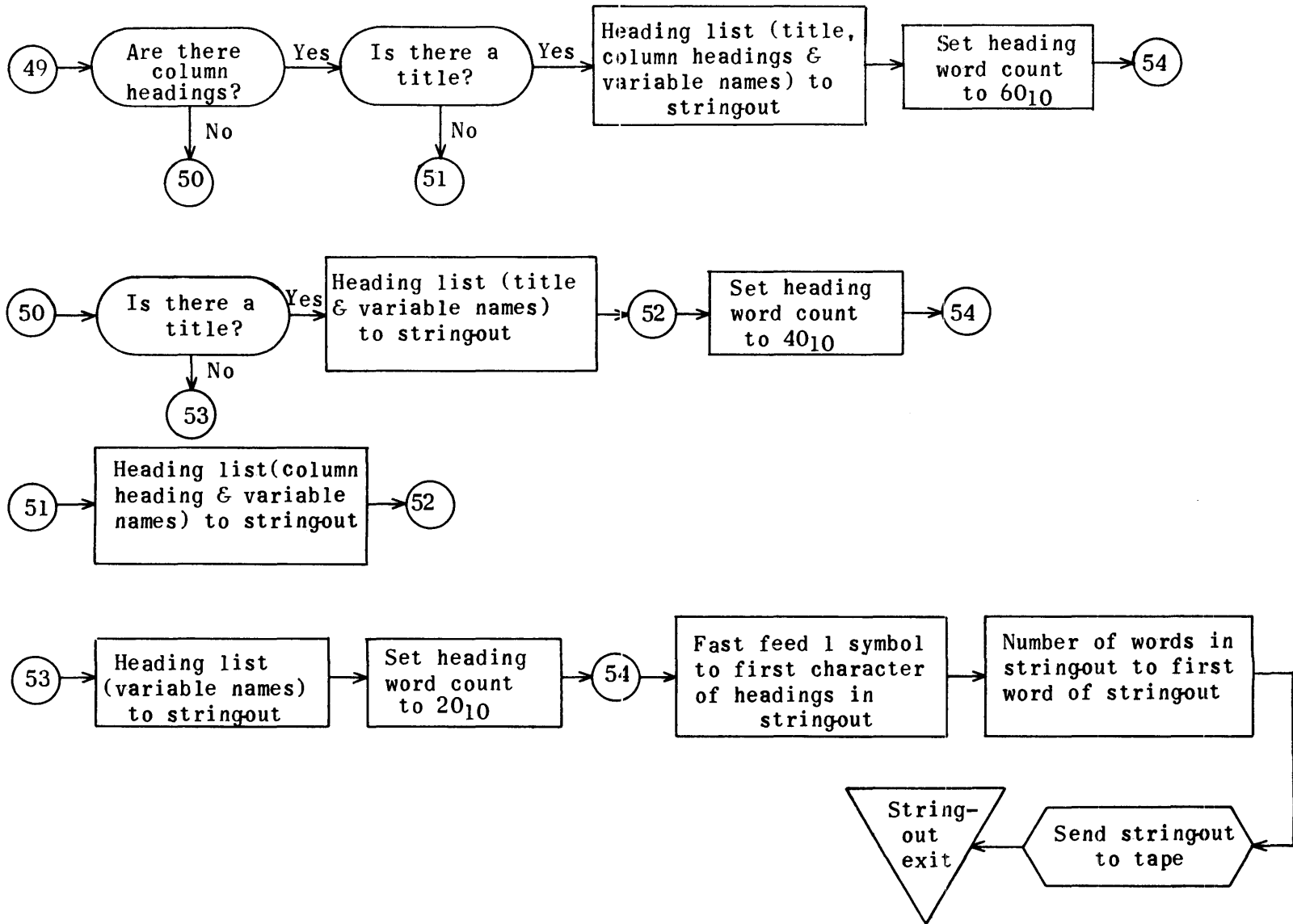
List Stringout (Heading Phase, Cont.)



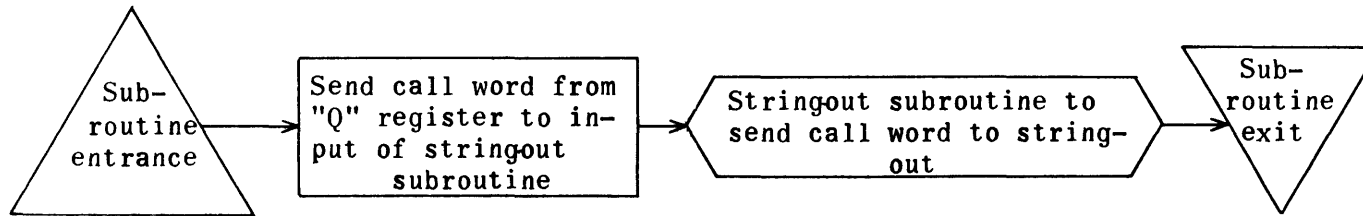
List Stringout (Heading Phase, Cont.)



End List String-out

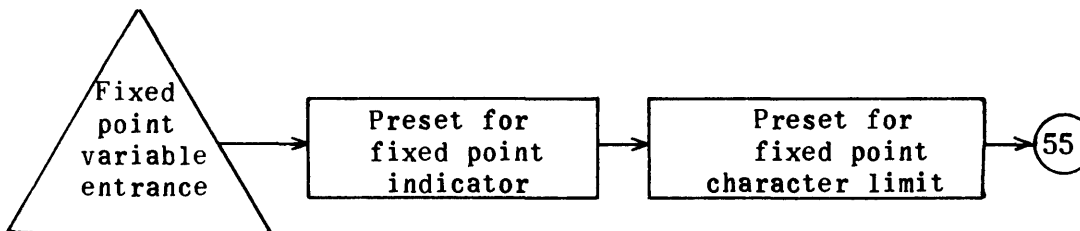
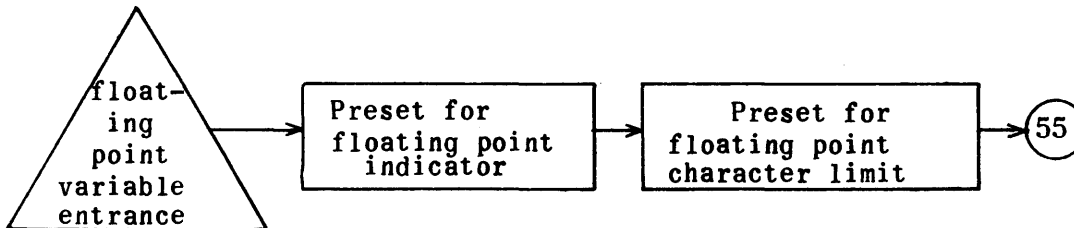


List Subroutine to Send Call Word to Stringout

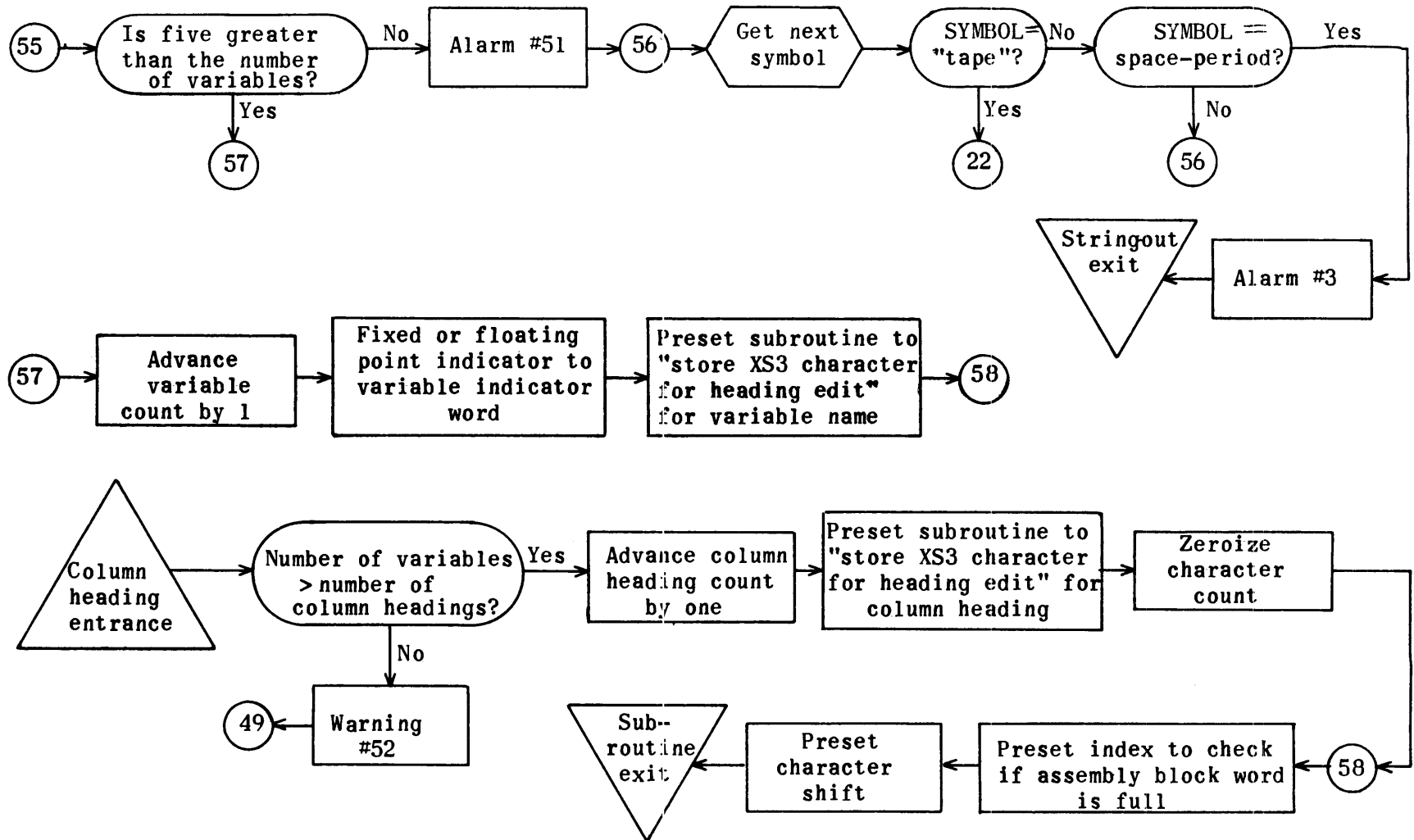


List Subroutine to Advance and Check Variable or Column Heading Count

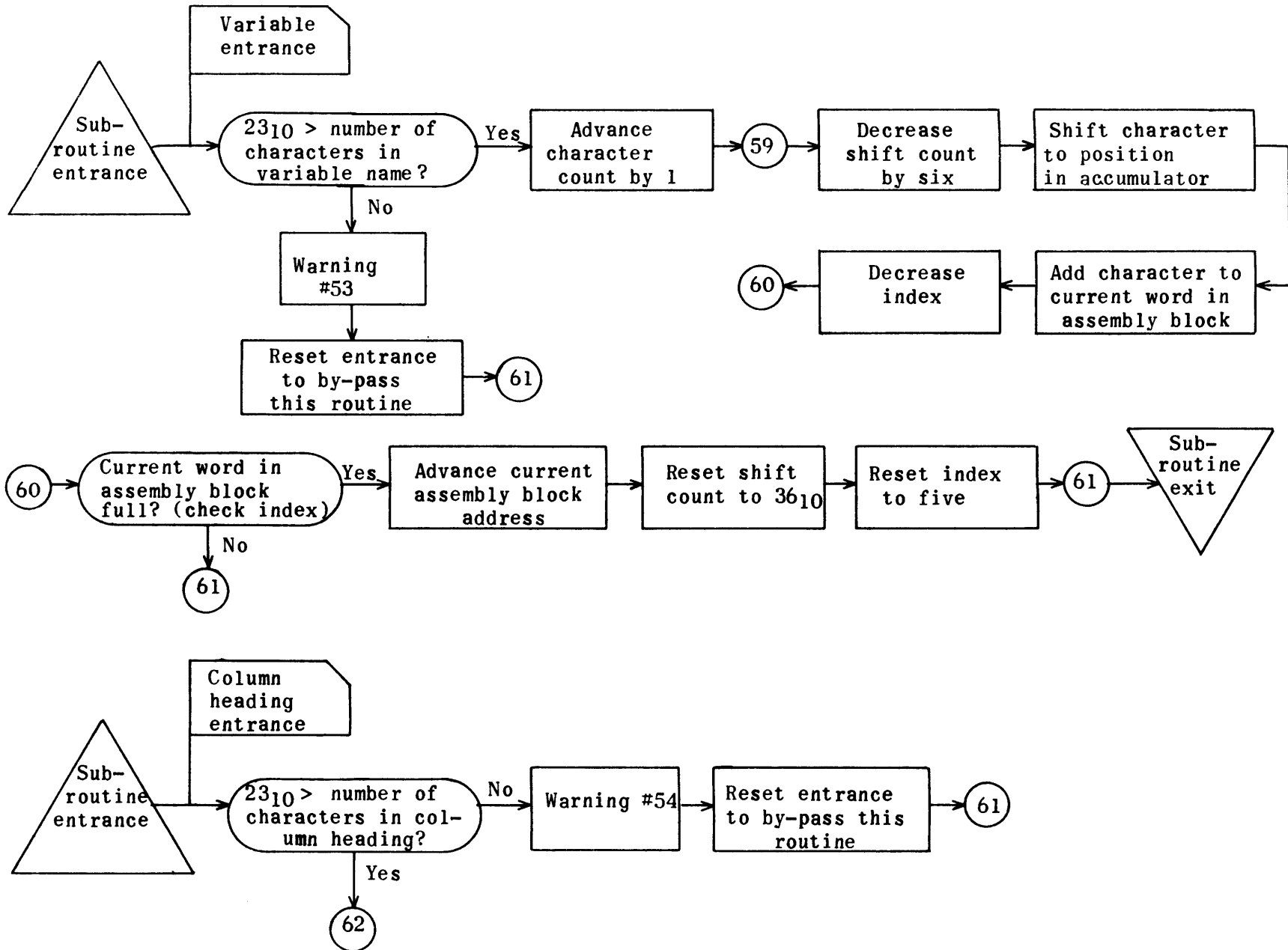
559



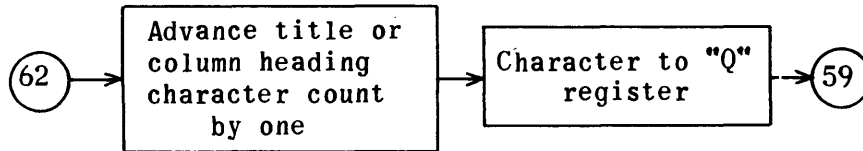
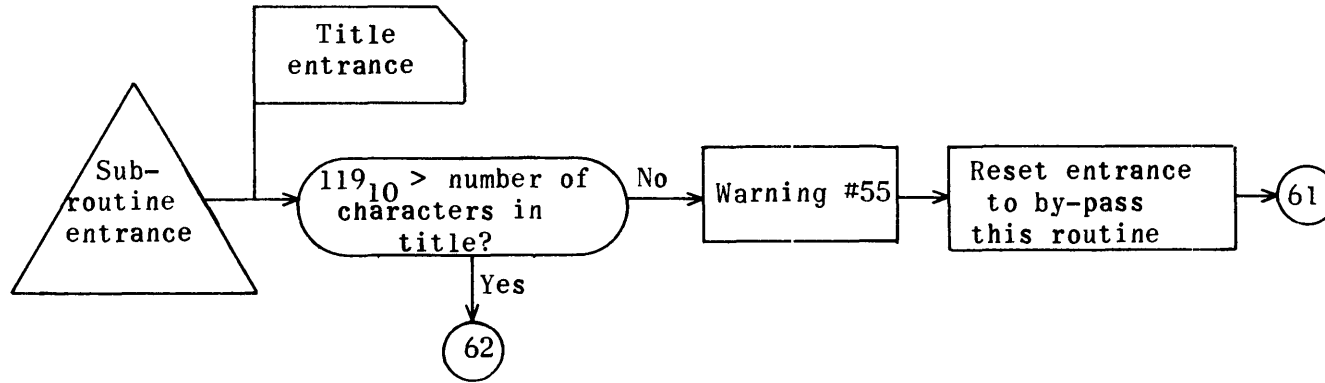
List Subroutine to Advance and Check Variable or Column Heading Count, Cont.



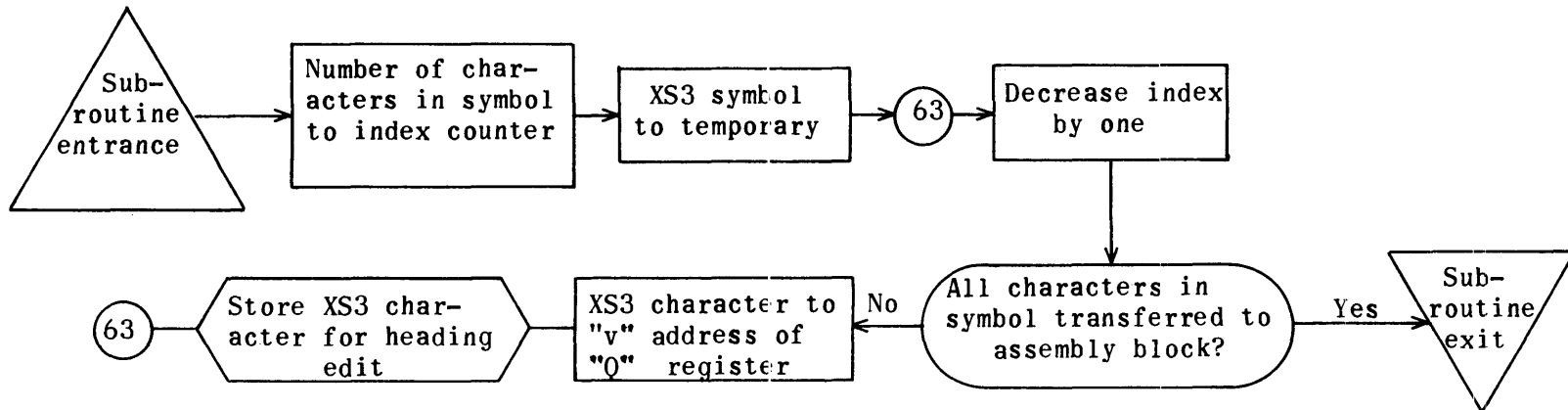
List Subroutine to Store XS3 Character for Heading Edit



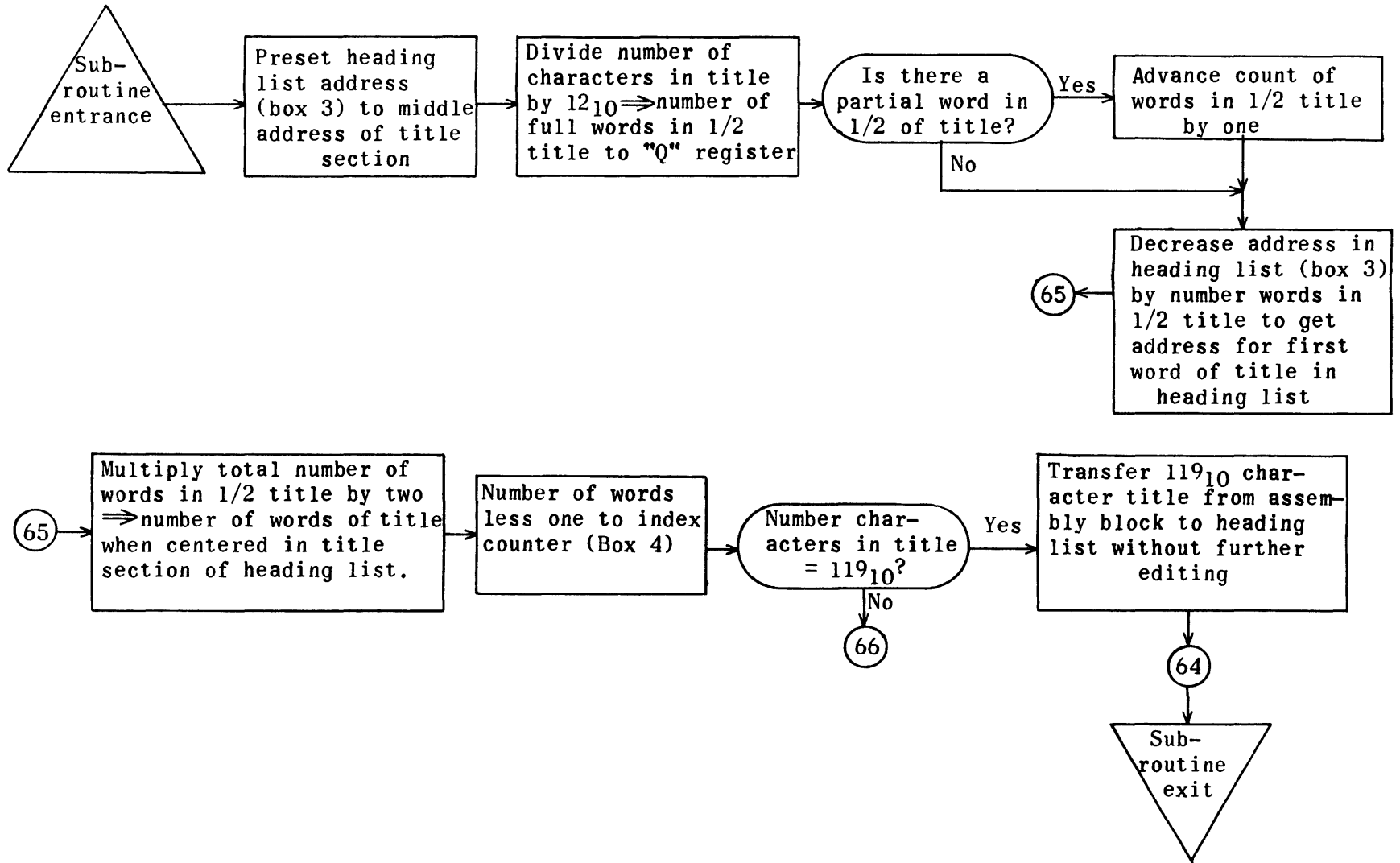
List Subroutine to Store XS3 Character for Heading Edit, Cont.



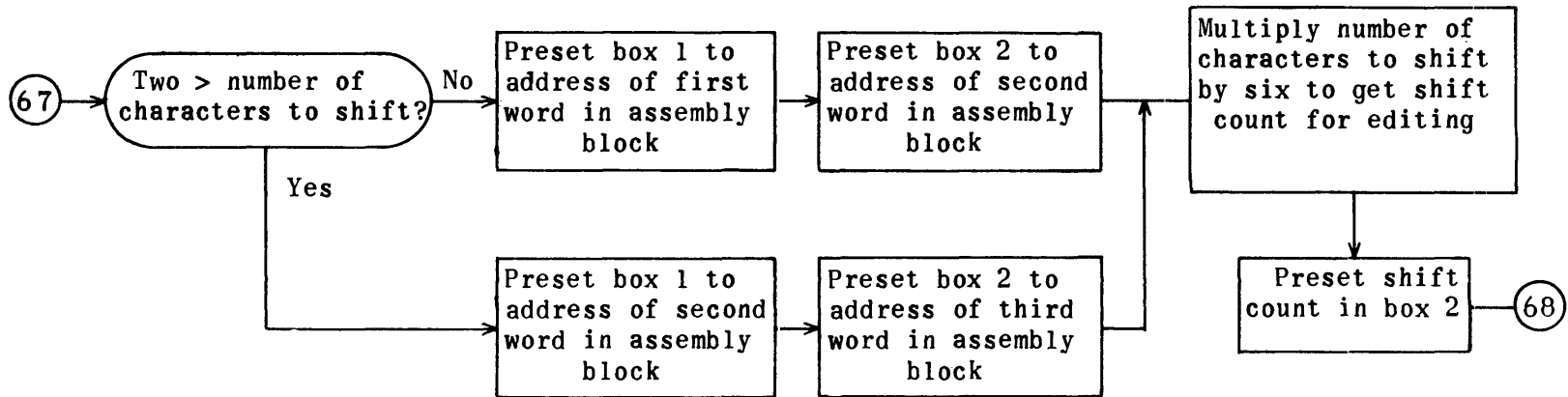
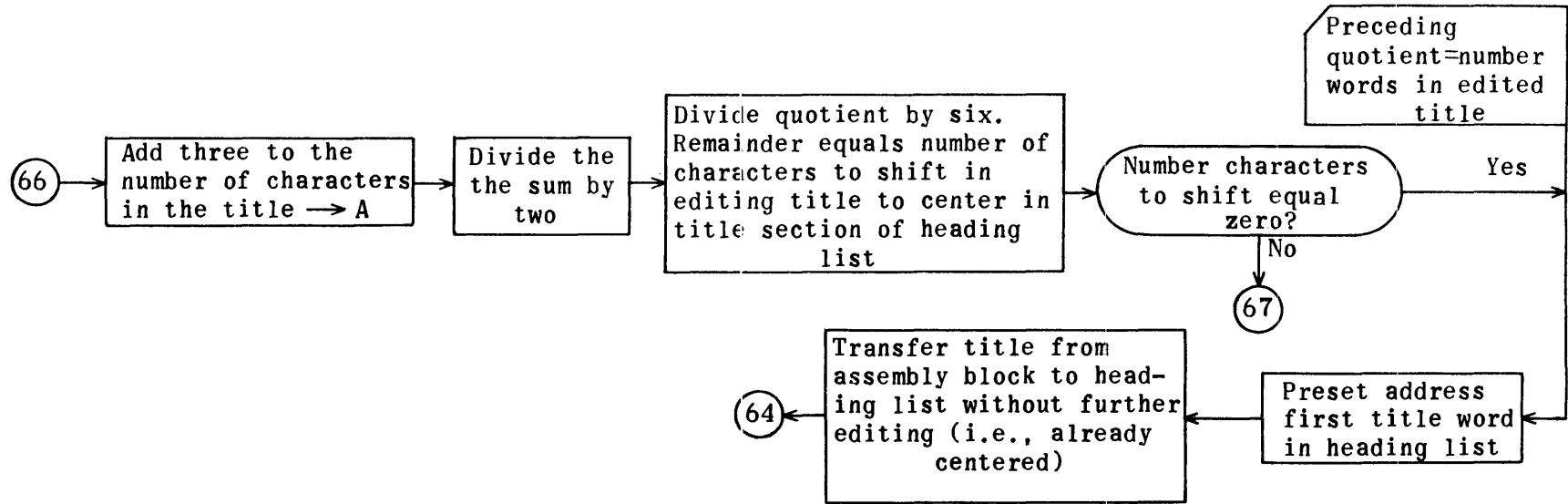
List Subroutine to Store XS3 Symbol for Heading Edit



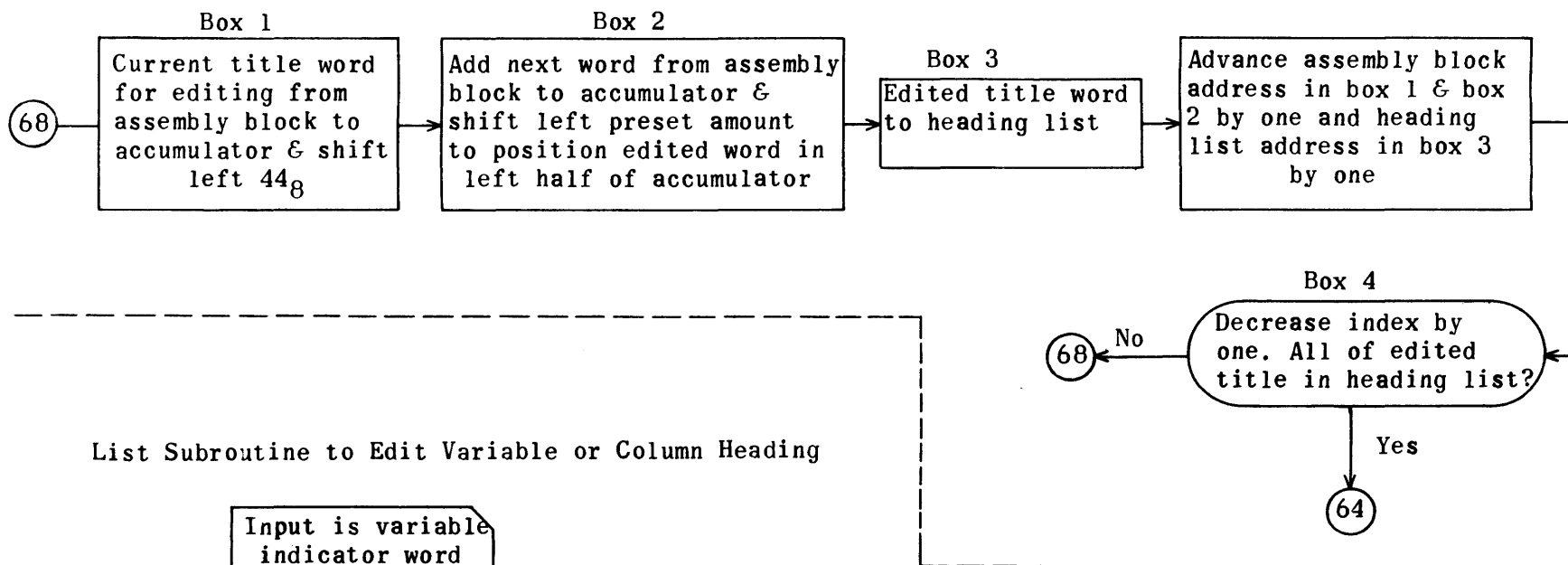
List Subroutine to Edit Title



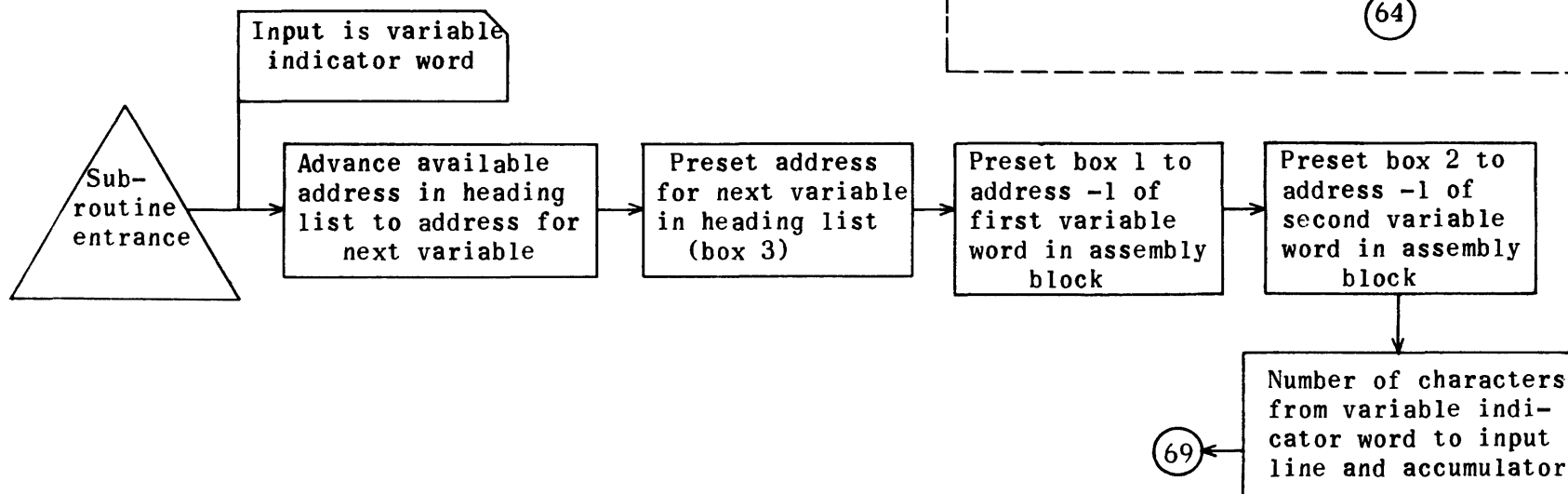
List Subroutine to Edit Title, Cont.



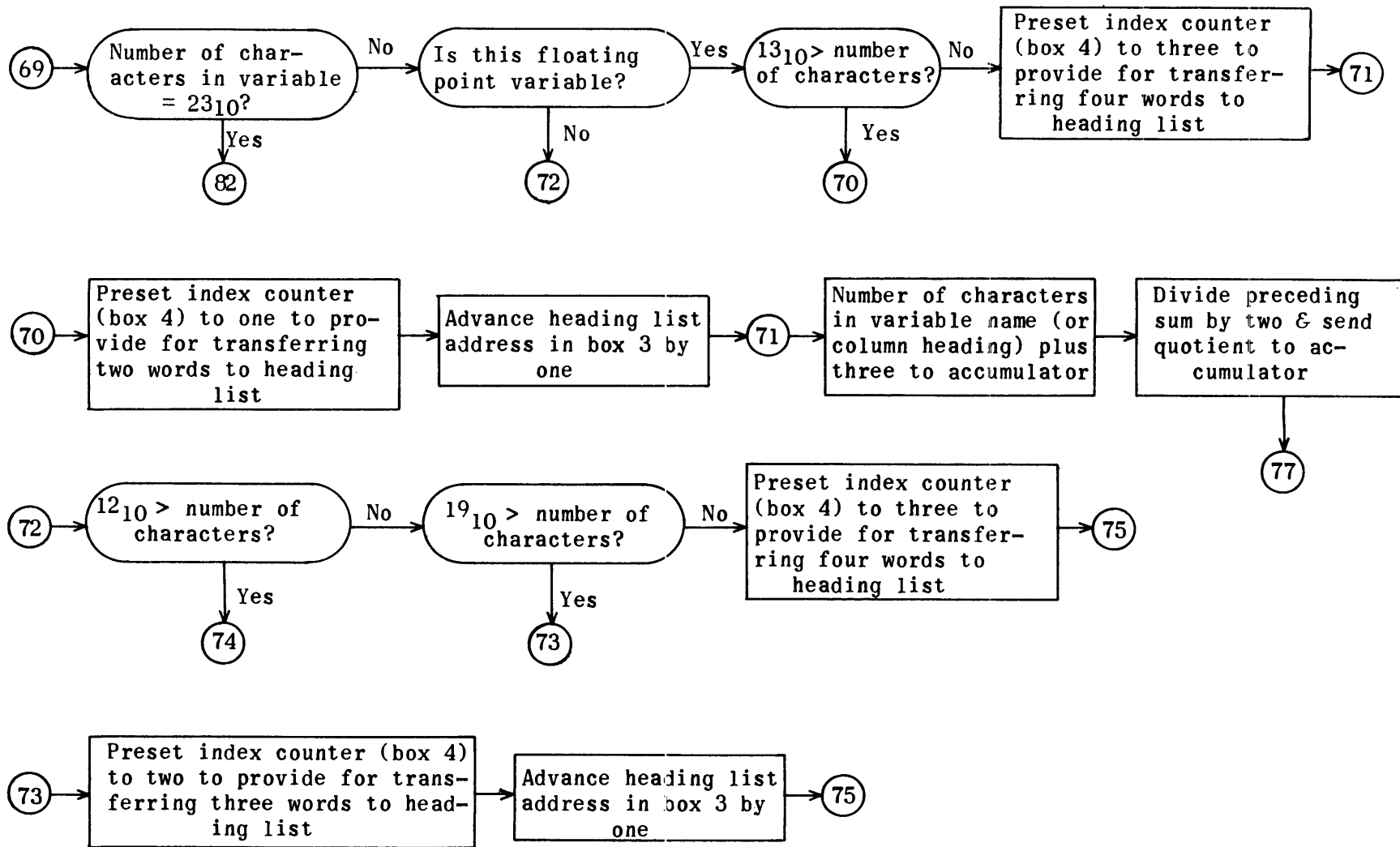
List Subroutine to Edit Title, Cont.



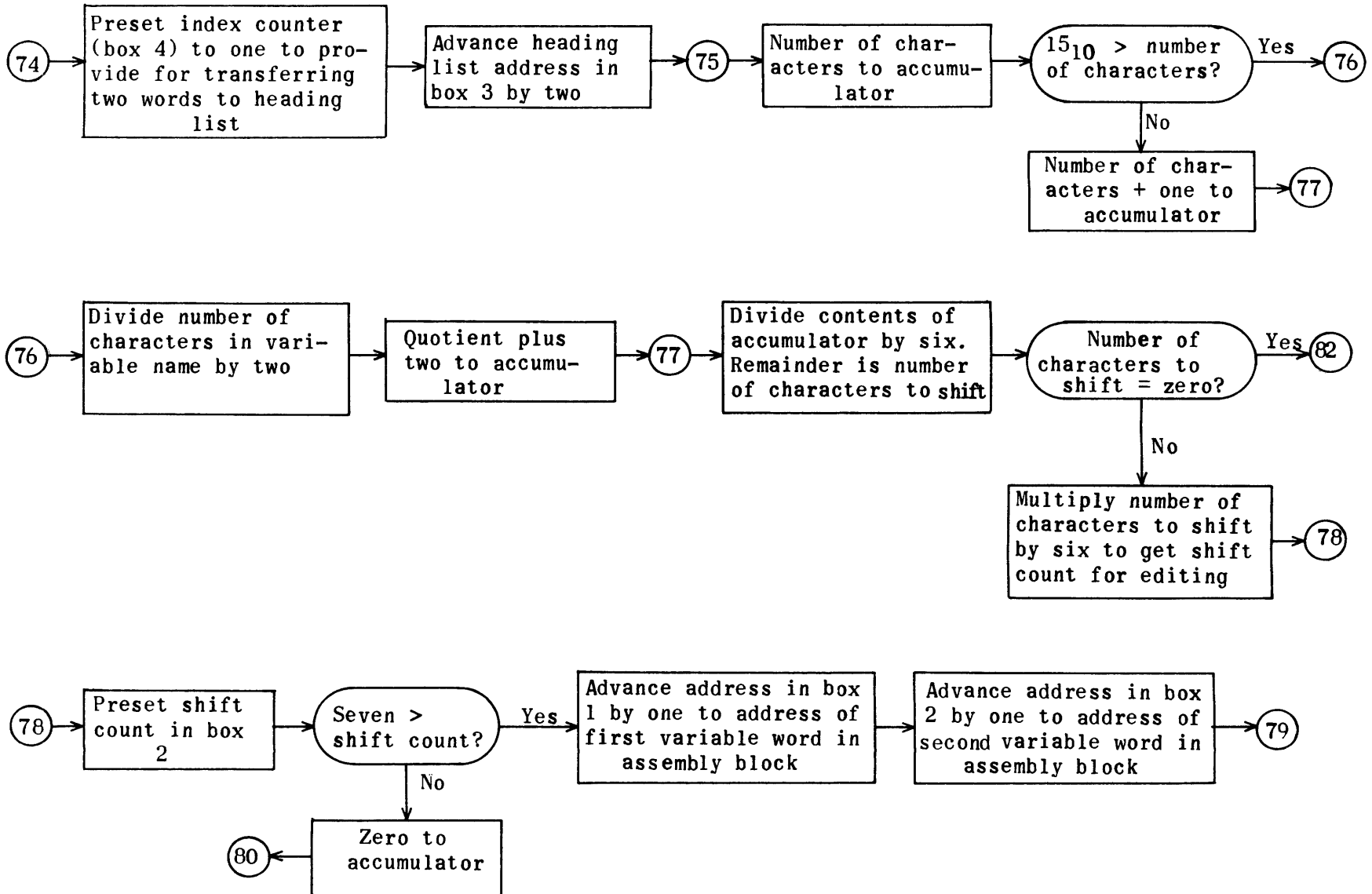
List Subroutine to Edit Variable or Column Heading



List Subroutine to Edit Variable or Column Heading, Cont.



List Subroutine to Edit Variable or Column Heading, Cont.



List Subroutine to Edit Variable or Column Heading, Cont.

