

# Tunable Back-lit LED Panel Light

- \* U-14LPZ - 25W/30W/40W
- \* U-22LPZ - 25W/30W/40W
- \* U-24LPZ - 30W/40W/50W



## Applications

Offices Spaces      Retail Stores      Hallways  
Educational Spaces      Multipurpose Spaces      Warehouses

## Product Details

- Tunable, with adjustable wattage and color temperature
- High efficiency LED driver, voltage AC 120-277
- Water-resistant housing
- Easy Installation
- 0-10V Dimming capabilities

## Spec Summary

Wattage                      25W/30W/40W/50W  
Input Voltage              AC 120 - 277V  
CCT                            3500K/4000K/ 5000K  
Light Source                SMD 2835 LEDs  
Driver                         Xiezhen Power

## Description

The Back-lit LED panel Lighting Series is a reliable LED lighting option that can be widely used for indoor applications. Excellent for offices, multipurpose rooms, supermarkets, retail stores and many other applications.



DLC Listing :14LPZ2534W27 | 22LPZ2534W27 | 24LPZ345W27

Size	Product	Power	Voltage	ColorTemp
14 (1X4feet)	LPZ LED Panel Lights	25W	27 AC120-277V	35K (3500K)
22 (2X2feet)		25W(25W) 3W(30W) 4W(40W) 5W(50W)		40K (4000K)
24 (2X4feet)		50K (5000K)		

## TECHNICAL PARAMETERS:

Type	DLC Listing :14LPZ2534W27   22LPZ2534W27   24LPZ345W27		
Power	25W/30W/40W/50W	Lighting Angle	113°
Input Voltage	AC120-277V	LED Brightness Decay	<5%/6000 hrs
PF	>0.98	Working Life	>75000 hrs
Driver Efficiency	>90%	Working Temperature	-20 - +40°C
Luminous Flux	2925Lm/3420Lm 4400Lm/5500Lm	Storage Temperature	-20 - +40°C
Color Temperature	3500K/4000K/5000K	Protection Level	Damp
CRI	Ra>80	Cable	Input Connect, No Cable

Back-lit LED Panel Light

# Tunable Back-lit LED Panel Light

- \* **U-14LPZ - 25W/30W/40W**
- \* **U-22LPZ - 25W/30W/40W**
- \* **U-24LPZ - 30W/40W/50W**

## Specifications

### LPZ -22/24

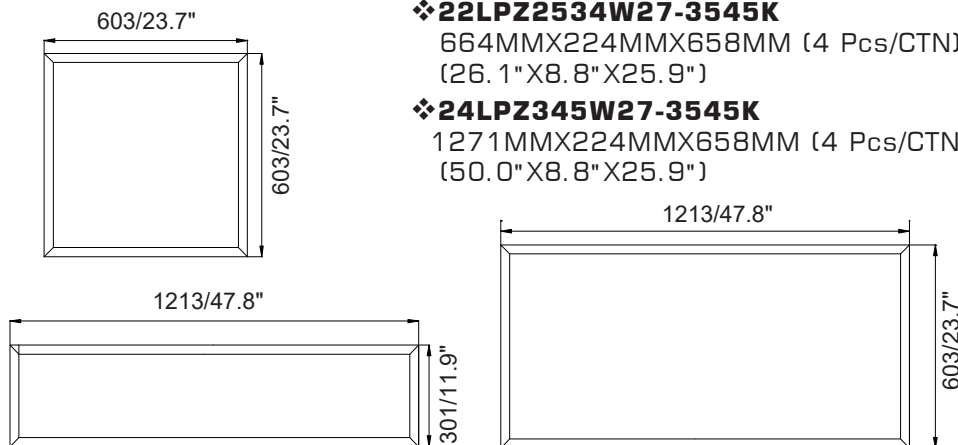
Length: 603MM/1213MM (23.7"/47.8")  
Width: 603MM (23.7")  
Depth: 41MM (1.6")  
Weight: 5.78/9.22(lbs)

### LPZ -14

Length: 1213MM(47.8")  
Width: 301MM (11.9")  
Depth: 41MM (1.6")  
Weight: 4.43(lbs)

## Mounting

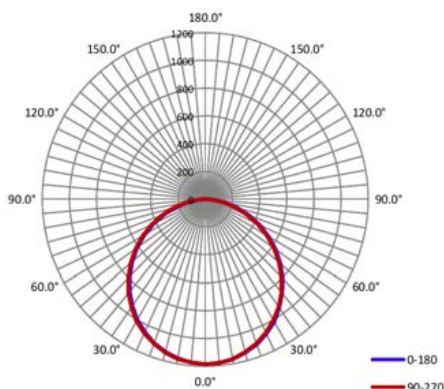
- ❖ Surface Mounting.
- Recessed lighting fixture



## Packaging information

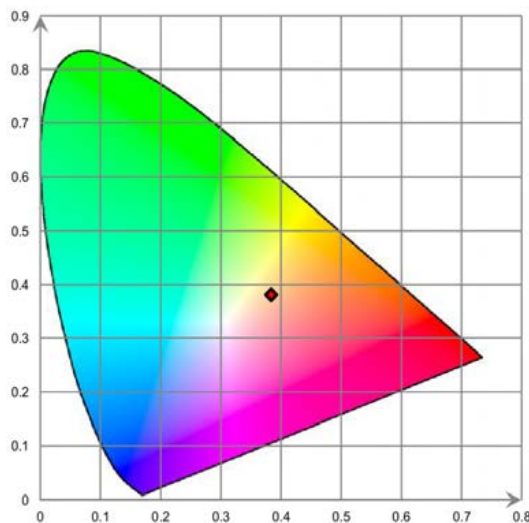
- ❖ **14LPZ2534W27-3545K**  
1242MMX210MMX331MM (4 Pcs/CTN)  
(48.9"X8.27"X13.03")
- ❖ **22LPZ2534W27-3545K**  
664MMX224MMX658MM (4 Pcs/CTN)  
(26.1"X8.8"X25.9")
- ❖ **24LPZ345W27-3545K**  
1271MMX224MMX658MM (4 Pcs/CTN)  
(50.0"X8.8"X25.9")

## PHOTOMETRY:



	C0/180	C45/225	C90/270	C135/315	AVG.
Beam Angle (50% I <sub>max</sub> ):	113.1	113.2	113.2	113.3	113.2
Field Angle (10% I <sub>max</sub> ):	162.6	162.6	162.6	162.7	162.6

CIE 1931 x y Chromaticity Diagram



Back-lit LED Panel Light

# Tunable Back-lit LED Panel Light


- \* U-14LPZ - 25W/30W/40W
- \* U-22LPZ - 25W/30W/40W
- \* U-24LPZ - 30W/40W/50W

## Control Module:

### Adjust the switch

The Tunable LED Back-lit Panel Light's wattage and color temperature can be adjusted according to your needs. To adjust your fixture, simply shift the dial code to your preferred settings.

### Wattage/CCT Adjustment Example



Back-lit LED Panel Light