

# **Advanced Tank** TECHNOLOGIES

Ace Roto-Mold Tanks

Banjo Fittings/Accessories

Hoses

Marine Products

Chemical Mixing, Measuring  
& Injecting




**Pump It, Store It or Haul It!**

# WELCOME TO ADVANCEDTANK TECHNOLOGIES, L.L.C.

We want to thank you up front for checking out our catalog and giving us the opportunity to serve you with our professional and courteous staff. We strive to bring only the top quality products and services available in the industry to our valued customers. From our full line of single wall tank products, double wall tanks, secondary containment systems, Custom built products, valve, couplers, hose and tank accessories along with our Marine line of dock floats, Steel and Poly Decking and boating accessories we handle a broad line of user friendly and environmentally sound polyethylene products.

**Need a Quote? Have a Question?  
Give us a call at 419.483.2525**

Advanced Tank Technologies, L.L.C.  
553 Southwest St., Bellevue, OH 44811  
Phone: 419.483.2525  
Fax: 419.483.7481




---

## Ace Roto-Mold Tanks

---

- 06. Accessory Parts
- 08. Cone Bottom Tanks
- 10. Crop Care Tanks
- 11. Elliptical Tanks
- 12. Feed Carts
- 13. Free Standing Horizontal Bulk Storage Tanks
- 14. Fuel Tanks
- 15. Gusseted Top Vertical Tanks
- 15. Horizontal Tanks
- 16. Inductor Tanks
- 16. Liquid Feeder Tanks
- 17. Open Top Tanks
- 18. PCO (Pest Control Operator) Tanks
- 18. Powder Coated Steel Bands w/ Steel Feet
- 19. Pallet Paks
- 19. Pick Up Tanks
- 20. Septic / Cistern
- 23. Specialty Bulk Storage & Applicator
- 25. Spot Sprayers
- 25. Stock Tanks
- 26. Tractor-Mounted Tanks
- 27. Vertical Tanks
- 29. Dualline Double Wall Tanks




---

## Banjo Products

---

- 31. Cam Lever Couplings
- 33. Line Strainers
- 35. Pipe & Hose Fittings
- 41. Self-Priming Centrifugal Pumps
- 43. Valves



---

## Hoses

---

- 48. Spray Hose
- 51. Suction Hose
- 57. Discharge Hose
- 59. Chemical Hose
- 63. Tubing




---

## Chemical Mixing, Measuring & Injecting

---

- 67. Measuring Cylindar
- 67. Recirculating Batchmaster
- 67. Chemical Processor
- 67. Chemical Injector




---

## Steel and Fiberglass Tanks

---

- 70. Verticl Mild Steel Fertilizer Tanks
- 70. Farm Skid Tanks
- 70. Fiberglass Chemical Storage



---

## Marine Products

---

- 72. Dock Floats
- 77. Dock Cushions & Accessories
- 79. Marine Grade Decking - Sunwalk Decking
- 83. Solar Dock & Deck Lights

# ACE ROTO-MOLD TANKS

## ACCESSORY PARTS

### Fittings: Gaskets

Viton Gaskets are available in the following sizes. Santoprene and EDPM Gaskets are also available for most fittings. Different gasket materials may be required according to the substance stored in the tank.

PART NO	DESCRIPTION	PART NO	DESCRIPTION
12000	1 3/8" Viton Gasket	12003	3" Viton Gasket
12010	1 5/8" Viton Gasket	12004	3 1/4" Viton Gasket
12002	2 1/4" Viton Gasket	12005	4 1/2" Viton Gasket

### Fittings: Bulkheads & Syphon Tubes

Bulkhead fittings and syphon tubes are available for Ace Roto-Mold tanks in the following sizes. Standard fittings that come included with each tank are listed in each tank table. A syphon tube is included with the purchase of all Pick Up Tanks and all Vertical Tanks 300 gallons or greater. Fittings listed below are available as additions to tanks ordered with multiple fittings.

PART NO	DESCRIPTION	HOLE REQUIR.
10897	1/4" Brass Bulkhead	25/32"
10025	1/2" Polypropylene Bulkhead	1 3/8"
10058	1/2" Ace Bulkhead	1 1/4"
10501	3/4" Polypropylene Bulkhead	1 3/8"
10484	3/4" Ace Bulkhead	1 3/4"
10503	1" Polypropylene Bulkhead	2 1/4"
10485	1" Ace Bulkhead	1 3/4"
10918	1- 1/4" Ace Bulkhead	2 1/4"
10507	1- 1/2" Ace Bulkhead	3"
10508	2" Ace Bulkhead	3"
10486	2" Stainless Steel Bulkhead double threaded	3"
10912	2" Ace Heavy Duty Bulkhead for tanks over 3000 gal	3 1/4"
10490	2" SS Bulkhead Heavy for tanks over 3000 gal	3 1/4"
10512	3" Polypropylene Bulkhead	4 1/2"
10487	3" Stainless Steel Bulkhead double threaded	4 1/2"
10511	2" Syphon Tube	
10488	2" Long Syphon Tube	
10489	3" Long Syphon Tube	



## Lids

Lids for Ace Roto-Mold tanks are available in the following sizes. Standard lids that come included with each tank are listed in each tank table. The following lids are available as replacement parts.

PART NO	DESCRIPTION
10631	2" Spin on Kelch Cap
10523	5" Spin-on Non-Vented Lid
10522	5" Spin-on Spring Vented Lid
12110	5" Spin-On Lid w/ Step- Vent
19046	5" Hinged Low-Profile
12415	7" Spin-on Non-Vented Lid
12414	7" Spin-on Spring-Vented Lid
12427	7" Spin-on Lid w/ Step Vent
10525	8" Threaded Vented Lid & Ring
10526	12" Threaded Non-Vented Lid & Ring
10527	12" Threaded Lid & Ring
10528	16" Threaded Vented Lid & Ring
10530	22" Threaded Vented Lid & Ring
10520	Breather Only (for 8" & 12" Lids)
10529	Breather, 4" Center (for 16" Lids)
12460	12" Self-Anchoring Lanyard
10873	Short Lanyard - 12"
10534	Long Lanyard - 16"
19024	Outlet Cap, 3/4"
19025	Tether for Outlet Cap
10960	Gasket for Outlet Cap



## Spinwelds

DHI spinwelds feature a hex driving recess to ease installation. This driving recess makes the installation tools universal and easy to construct. These spinwelds also feature a specially designed conical welding surface that helps to center the spinweld and increases the surface welding area.

PART NO	DESCRIPTION
10237	3/8" Threaded Plug
10041	3/8" Threaded Spinweld
12104	3/4" Patch (9/16" Hex Drive)
10008	1" Patch (3/4" Hex Drive)
12429	1 1/2" Patch (3/4" Hex Drive)
10441	2" Patch (3/4" Hex Drive)

## CONE BOTTOM TANKS

### Dome Top Cone Bottom Tanks

PART NO.	CAPACITY	WT.	DIM.		OV. HT.	LID	FITTING	SPEC/GRV
CB0300-42	300 Gallon – 45 deg	102	42 x 67	79"	16"	2"	2.0	
CB0800-86	800 Gallon – 15 deg	182	86 x 48	58"	16"	2"	1.7	
CB1000-64	1000 Gallon – 45 deg	252	64 x 98	112"	16"	2"	1.7	
CB1000-90	1000 Gallon – 15 deg	212	90 x 54	64"	16"	2"	1.7	
CB1200-90	1200 Gallon – 15 deg	242	90 x 62	74"	16"	2"	1.7	
CB1300-90	1300 Gallon – 15 deg	262	90 x 65	75"	16"	2"	1.7	
CB1490-64	1490 Gallon – 45 deg	342	64 x 132	146"	16"	2"	1.7	
CB1600-90	1600 Gallon – 30 deg	286	90 x 85	94"	16"	2"	1.7	
CB1700-86	1700 Gallon – 15 deg	286	86 x 85	96"	16"	2"	1.7	
CB2495-90	2495 Gallon – 30 deg	487	90 x 119	129"	16"	2"	1.7	
CB2500-90	2500 Gallon – 15 deg	437	90 x 111	122"	16"	2"	1.7	
CB2600-90	2600 Gallon – 30 deg	502	90 x 123	132"	16"	2"	1.7	
CB2600-86	2600 Gallon – 45 deg	502	86 x 146	158"	16"	2"	1.7	
CB3000-90	3000 Gallon – 15 deg	552	90 x 128	138"	16"	2"	1.7	
CB3000-96	3000 Gallon – 30 deg	552	96 x 125	137"	16"	2"	1.7	
CB4600-102	4600 Gallon – 15 deg	1202	102 x 155	166"	16"	2"	1.7	
CB4900-102	4900 Gallon – 15 deg	1302	102 x 159	170"	16"	2"	1.7	
CB6900-122	6900 Gallon – 15 deg	1702	122 x 168	178"	16"	3"	1.7	
CB8250-122	8250 Gallon – 15 deg	2102	122 x 195	206"	16"	3"	1.7	

### Cone Bottom Stands

PART NO.	CAPACITY	WEIGHT	DIMENSIONS	CLEARANCE
CB023-15ST	55 or 100 gal – 15 deg	37	20 x 20 x 24	13"
CB036-15ST	145, 200, 250 or 325 gal – 15 deg	84	31 x 31 x 26	12"
CB036-45ST	150 gal-45 deg	63	64 x 61	12"
CB042-45ST	200, 300 or 350 gal-45 deg	82	41 x 34	11"
CBFD042-45ST	240 gal Full Drain-45 deg	82	42 x 34	10"
CB052-45ST	345 or 500 gal-45 deg	174	55 x 41	13"
CB064-45ST	1000 or 1490 gal-45 deg	320	64 x 61	14"
CB086-15ST	800 or 1700 gal-15 deg	360	86 x 23	11"
CB086-45ST	2600 gal-45 deg	580	86 x 49	12"
CB090-15ST	850, 1000, 1150, 1200, 1300, 2450, 2500 or 3000 gal-15 deg	380	90 x 24	11"
CB090-30ST	1550, 1600, 2550 or 2600 gal-30 deg	640	90 x 40	9"
CB096-30ST	3000 gal – 30 deg	553	96 x 38	12"
CB102-15ST	4600 or 4900 gal-15 deg	640	102 x 25	11"
CB122-15ST	6900 or 8250 gal-15 deg	1020	122 x 27	10"



## Flat Top Cone Bottom Tanks

PART NO.	CAPACITY	WT.	DIM.	OV. HT.	LID	FITTING	SPEC. GRAV.
CB0055-23	55 Gallon – 15 deg	26	23 x 39	52"	8"	1 1/2"	2.0
CB0100-23	100 Gallon – 15 deg	36	23 x 65	78"	8"	1 1/2"	2.0
CB0145-36	145 Gallon – 15 deg	52	36 x 43	56"	8"	2"	2.0
CB0150-36	150 Gallon – 45 deg	63	36 x 51	63"	12"	2"	2.0
CB0200-36	200 Gallon – 15 deg	58	36 x 55	68"	8"	2"	2.0
CB0200-42	200 Gallon – 45 deg	77	42 x 55	67"	12"	2"	2.0
CBFD240-42	240 Gal Full Drain – 45 deg	77	42 x 59	69"	12"	2"	1.7
CB0250-36	250 Gallon – 15 deg	76	36 x 67	80"	8"	2"	2.0
CB0325-36	325 Gallon – 15 deg	92	36 x 84	97"	8"	2"	2.0
CB0345-52	345 Gallon – 45 deg	102	52 x 58	70"	12"	2"	2.0
CB0350-42	350 Gallon – 45 deg	120	42 x 81	93"	12"	2"	2.0
CB0500-52	500 Gallon – 45 deg	132	52 x 81	92"	12"	2"	2.0
CB0850-90	850 Gallon – 15 deg	212	90 x 56	67"	16"	2"	1.7
CB1150-90	1150 Gallon – 15 deg	242	90 x 67	78"	16"	2"	1.7
CB1550-90	1550 Gallon – 30 deg	286	90 x 88	97"	16"	2"	1.7
CB2450-90	2450 Gallon – 15 deg	437	90 x 114	125"	16"	2"	1.7
CB2550-90	2550 Gallon – 30 deg	502	90 x 126	134"	16"	2"	1.7



## CROP CARE TANKS

Crop Care Tanks are designed for OEM sprayer applications that contain chemicals rated for contact with polyethylene. Three hoop recesses are provided around the tank to facilitate installation and anchoring. Wide bottom tanks are available with either a box-style or sloped-style sump on the bottom for withdrawal. Narrow bottom tanks are cut out on each side to facilitate narrow track widths and are only available with a sloped-style sump. Tanks are furnished with polyethylene baffles for fluid control and a five-gallon rinse tank. The tanks are manufactured from high-density polyethylene with U.V. stabilizers and are designed for liquids of up to 1.9 specific gravity. Tanks are shipped on returnable pallets. Fittings are shipped loose.

PART NO.	CAPACITY	WT.	DIM.	LID	FITTING
CC1000-58S	1000 Gal w/ sloped sump	305	58 x 115 x 47	16"	2"
CC1000-58N	1000 Gal narrow bottom w/ sloped sump	305	58 x 115 x 51	16"	2"
CM1000-58B	1000 Gal w/ box sump	305	58 x 115 x 47	16"	2"
CC1250-58S	1250 Gal w/ sloped sump	432	58 x 115 x 57	16"	2"
CC1250-58N	1250 Gal narrow bottom w/ sloped sump	432	58 x 115 x 61	16"	2"
CM1250-58B	1250 Gal w/ box sump	432	58 x 115 x 57	16"	2"
CC1500-58S	1500 Gal w/ sloped sump	483	58 x 115 x 66	16"	2"
CC1500-58N	1500 Gal narrow bottom w/ sloped sump	483	58 x 115 x 70	16"	2"
CM1500-58B	1500 Gal w/ box sump	483	58 x 115 x 66	16"	2"

*Baffles & Rinse Tank included. Tanks are shipped on returnable pallet. Fittings are shipped loose.*



## Crop Care Hoops

PART NO.	CAPACITY	KIT
CC1000-HP	1000 Gallon Hoops	1 Set (3)-2 3/8" pipes
CC1250-HP	1250 Gallon Hoops	1 Set (3)-2 3/8" pipes
CC1500-HP	1500 Gallon Hoops	1 Set (5)-2 3/8" pipes

# ELLIPTICAL TANKS

Elliptical Tanks can be selected for stationary or transportable (non-D.O.T. regulated) applications both indoors and outdoors. The elliptical tank lowers the center of gravity to enhance stability and visibility. The tanks feature a standard 2-1/2" collection sump on the bottom for full drain out. An 8-1/2" deep sump option is available on the 500-1000 gallon sizes. Sump is located directly under the lid on standard tanks, but a center sump option is available on the largest sizes. These tanks require the bottom to be fully supported with a cradle for use. The tanks are manufactured from medium-density polyethylene with U.V. stabilizers and are designed for containment of liquids of up to 1.7 specific gravity. Tank walls are translucent for level viewing and equipped with gallon indicators.

Elliptical Tanks are available with either a standard 2.5" sump or an 8.5" deep sump. Deep sump part numbers begin with "HED".

PART NO.	CAPACITY	WEIGHT	DIM.	LID	FITTING
HE0200-41	200 Gallon	82	41 x 66 x 26	8"	3/4" & 1-1/4"
HE0300-48	300 Gallon	112	48 x 70 x 30	8"	3/4" & 1-1/4"
HE0400-57	400 Gallon	127	57 x 70 x 36	8"	3/4" & 1-1/4"
HE0500-57	500 Gallon	163	57 x 82 x 36	8"	3/4" & 1-1/4"
HED0500-57	500 Gal Deep (8.5") Sump	163	57 x 82 x 36	8"	3/4" & 1-1/4"
HE0750-69	750 Gallon	220	69 x 89 x 42	16"	1-1/4" & 2"
HED0750-69	750 Gal Deep (8.5") Sump	220	69 x 89 x 42	16"	1-1/4" & 2"
HE0850-69	850 Gallon	246	69 x 89 x 46	16"	1-1/4" & 2"
HED0850-69	850 Gal Deep (8.5") Sump	246	69 x 89 x 46	16"	1-1/4" & 2"
HE1000-78	1000 Gallon	285	78 x 90 x 49	16"	1-1/4" & 2"
HED1000-78	1000 Gal Deep (8.5") Sump	285	78 x 90 x 49	16"	1-1/4" & 2"
HE1600-78	1600 Gallon	439	78 x 138 x 49	16"	2"
HED1600-78	1600 Gal Deep (6") Sump	439	78 x 138 x 49	16"	2"



# Elliptical Cradles

Bands are powder-coated silver in color, except HE1600 bands are powder-coated black.

PART NO.	CAPACITY	WEIGHT	BANDS
HE0200-C	200 Gallon	140	3" x 61"
HE0300-C	300 Gallon	155	3" x 74"
HE0400-C	400 Gallon	190	4" x 88"
HE0500-C	500 Gallon	202	4" x 88"
HE0750-C	750 Gallon	451	4" x 91"
HE0850-C	850 Gallon	453	4" x 99"
HE1000-C	1000 Gallon	515	4" x 105"
HE1600-C	1600 Gallon	578	3.5" x 124"

# FEED CARTS

Feed carts come equipped with a polyethylene feed container with a capacity of 3.5 bushels. The steel base comes assembled with rubber wheels that can be upgraded to the deluxe model. Both models can be shipped via UPS/ FedEx.

PART NO.	DESCRIPTION	WEIGHT	DIMENSIONS
RM-10188	JAG Waterer		
SJ-10183†	3.5 Bushel Feed Cart – Standard	60	18 x 40 x 36
SJ10232†	3.5 Bushel Feed Cart – Deluxe	65	18 x 40 x 36

# FREE STANDING HORIZONTAL BULK STORAGE TANKS

Free Standing Tanks are selected when transportable (non-D.O.T. regulated) containment is required for indoor or outdoor applications. Tanks are equipped with molded-in legs to support the tank and band locators for tie down. Tanks are manufactured from medium- or high-density polyethylene with U.V. inhibitors and designed for containment of liquids of up to 1.7 specific gravity. Tank walls are translucent for level viewing and equipped with gallon indicators.

PART NO.	CAPACITY	DESC.	WEIGHT	DIM.	LID	FITTING
FM0015-14S†	15 Gallon		11	14 x 30	5"	
FM0025-16S†	25 Gallon		13	16 x 34	5"	
FS0035-18†	35 Gallon		14	18 x 34	5"	1"
FS0065-24†	65 Gallon		32	24 x 39	5"	1"
FS0070-24	70 Gallon	Stackable	35	24 x 39	5"	1"
FS0125-32	125 Gallon		52	32 x 40	8"	1"
FS0165-32	165 Gallon		70	32 x 54	8"	1"
FS0225-38	225 Gallon		85	38 x 52	8"	2"
FS0325-38	325 Gallon		106	38 x 72	12"	2"
FS0335-44	335 Gallon		116	44 x 56	16"	2"
FS0510-57	510 Gallon	Elliptical	162	57 x 80 x 39	16"	2"
FS0535-48	535 Gallon		160	48 x 78	16"	2"
FS0735-48	735 Gal	(Hoops Req.)	250	48 x 103	16"	2"
FM0925-DS	925 Gal	(Hoops Req.)	290	62 x 81	16"	2"
FS0925-DW	925 Gal	(Hoops Req.)	290	62 x 81	16"	2"
FS1005-48	1005 Gal	(Hoops Req.)	340	48 x 130	16"	2"
FS1010-48*	1010 Gal	(Hoops Req.)	350	48 x 130	16"	2"
FS1035-78	1035 Gal	(HReq.)Elliptical	290	78 x 90 x 52	16"	2"
FM1065-56S	1065 Gal	(Hoops Req.)	340	56 x 105	16"	2"
FS1065-56W	1065 Gal	(Hoops Req.)	340	56 x 105	16"	2"
FM1300-DS	1300 Gal	(Hoops Req.)	425	62 x 114	16"	2"
FS1300-DW	1300 Gal	(Hoops Req.)	425	62 x 114	16"	2"
FS1610-78	1610 Gal	(HReq.)Elliptical	530	78 x 139 x 58	16"	2"
FM1800-2S	1800 Gal	(HR)multi tanks (2)	580	62 x 149	16"	2"
FS1800- 2W	1800 Gal	(HR)multi tanks (2)	580	62 x 149	16"	2"
FS2350-88	2350 Gal	(HR)Elliptical	920	88 x 146 x 63	16"	2"
FM2600-2S	2600 Gal	(HR)multi tanks (2)	850	62 x 212	16"	2"
FS2600- 2W	2600 Gal	(HR)multi tanks (2)	850	62 x 212	16"	2"
FS2750-88	2750 Gal	(HR)Elliptical	1150	88 x 146 x 70	16"	2"
FS3200-2S*	3200 Gal	(HR)m-t (2)/Elliptical	1100	88 x 172 x 74	16"	2"
FS3250-88	3250 Gal	(HR)Elliptical	1208	88 x 146 x 79	16"	2"



**FMxxxx-S = Sump FSxxxx-W = Without Sump D= Domed End**

**† indicates can be shipped via UPS/Fed Ex**

**\*skid required to support elevated legs**

**When ordering, please indicate whether the fitting should be installed, not installed, or shipped loose. If installed, indicate preferred fitting location (END or SIDE are most common). Tanks must be fully supported for transport.**

## FUEL TANKS

Typically used as a fuel tank on power equipment, these specialty tanks are rectangular tanks made for indoor or outdoor, stationary or transportable applications. Tanks are manufactured from high-density cross-linked polyethylene with U.V. stabilizers and are available in natural and black colors. Tanks are designed for the containment of all chemicals (including gasoline and diesel fuels) rated for contact with cross-linked polyethylene. Tanks must be securely anchored for use in transportable applications.



**SP0006-FUWB**

The standard weight tank is designed for chemicals with a specific gravity of 1.75. It is provided with a collection sump on the bottom for fitting installation, but because of the variety of applications, no fittings are furnished. Please consult the factory regarding available fittings. (Photo shows 1/4" brass fitting.)

PART NO.	CAPACITY	WEIGHT	DIMENSIONS	LID
SP0006-FU†	6 Gal Fuel XLPE	5	10 x 15 x 10	2"
SP0006-FUWB	6 Gal Fuel XLPE w/ 1/4" brass bulkhead	5	10 x 15 x 10	2"
SP0012- FU†	12 Gal Fuel XLPE	9	14 x 18 x 12	2"
SP0012-FUWB	12 Gallon Fuel XLPE w/ 1/4" brass bulkhead	9	14 x 18 x 12	2"



## GUSSETED TOP VERTICAL TANKS

Gusseted Vertical Tanks are free standing with a flat bottom for indoor or outdoor installations. Tanks are manufactured from medium-density polyethylene with U.V. inhibitors and designed for containment of liquids of up to 1.5 specific gravity. Tank walls are translucent for level viewing and equipped with gallon indicators.

PART NO.	CAPACITY	WEIGHT	(diameter x height)		LID	FITTING
			DIMENSIONS			
GV1050-86	1050 Gallon	175	86 x 50		16"	2"
GV1350-86	1350 Gallon	207	86 x 62		16"	2"
GV1500-86	1500 Gallon	228	86 x 69		16"	2"
GV1650-86	1650 Gallon	255	86 x 74		16"	2"

## HORIZONTAL TANKS

Round Horizontal Tanks are selected when transportable (non-D.O.T. regulated) containment is required for indoor or outdoor applications. Tanks require skids and bands to support the round bottom. All tanks are equipped with drain out sumps. Tanks are manufactured from medium-density polyethylene with U.V. inhibitors and designed for containment of liquids of up to 1.7 specific gravity. Tank walls are translucent for level viewing and equipped with gallon indicators.

PART NO.	CAPACITY	WEIGHT	DIMENSIONS	LID	FITTING
HZ0025-23†	25 Gallon	14	23 x 22	5"	3/4"
HZ0055-23†	55 Gallon	23	23 x 38	5"	3/4"
HZ0075-24†	75 Gallon	31	24 x 47	5"	3/4"
HZ0095- 24	95 Gallon	35	24 x 56	5"	1-1/4"
HZ0110-30	110 Gallon	40	30 x 44	8"	1- 1/4"
HZ0150-30	150 Gallon x 30	48	30 x 57	8"	3/4" & 1-1/4"
HZ0150-32	150 Gallon x 32	48	32 x 52	8"	3/4" & 1-1/4"
HZ0200- 32	200 Gallon x 32	64	32 x 68	8"	3/4" & 1- 1/4"
HZ0200-38	200 Gallon x 38	64	38 x 51	8"	3/4" & 1-1/4"
HZ0300-38	300 Gallon	88	38 x 76	8"	3/4" & 1-1/4"
HZ0500- 48	500 Gallon	122	48 x 79	8"	3/4" & 1- 1/4"

NEW TANKS!			
HZ0100-23	HZ0100-C	HZ0400-42	HZ0400-C



## INDUCTOR TANKS

Inductor Tanks are selected as supply tanks for application systems and when a more complete drain out of stored liquids is required in indoor or outdoor applications. Tanks require stands to support the conical bottoms. Tanks are manufactured from medium- density polyethylene with U.V. inhibitors and designed for containment of liquids of up to 1.7 specific gravity. Tank walls are translucent for level viewing and equipped with gallon indicators.



PART NO.	CAPACITY	WEIGHT	(diameter x height)		LID	FITTING
			DIMENSIONS			
IN0015 -19†	15 Gallon	10	19 x 24		12"	2" FPT
INFD15-19	15 Gallon Full Drain	10	19 x 27		12"	1 1/2" FPT BOSS
IN0015-19SM†	15 Gal Side Mount	8	19 x 24		12"	2" FPT
IN0030-24†	30 Gallon	15	24 x 30		12"	2" FPT
INFD30-24	30 Gallon Full Drain	15	24 x 33		12"	1 1/2" FPT BOSS
IN0040-30†	40 Gallon	26	30 x 34		12"	2" MPT BOSS
IN0060-24†	60 Gallon x 24	22	24 x 42		12"	2" FPT
INFD60-24	60 Gal x24 Full Drain	22	24 x 46		12"	1 1/2" FPT BOSS
INFD60-30	60 Gal x30 Full Drain	26	30 x 38		16"	2" MPT BOSS
IN0085-30	85 Gallon	35	30 x 44		12"	2" FPT
IN0110-30	110 Gallon	42	30 x 51		12"	2" FPT

## LIQUID FEEDER TANKS

These tanks are designed for dispensing liquid feed supplements to livestock. Tanks are equipped with rotary dispensing wheels and fill port. Tanks are manufactured from low-density polyethylene with U.V. inhibitors and designed for containment of liquids of up to 1.5 specific gravity. Tank walls are translucent for level viewing and equipped with gallon indicators. Wheels sold separately. Mineral Feeders feature a heavy metal base and pivot system to prevent mineral loss in wind. Polyethylene feeder housing is corrosion resistant with U.V. inhibitors. Feeder capacity is 100 lbs. and is U.S.D.A. compliant.



*Wheels Sold Separately*

PART NO.	CAPACITY	DESCRIPTION	WEIGHT	DIMENSIONS
LT17W		17 Inch Wheel	2	
LT24W		24 Inch Wheel	4	
LTA155-55	155 Gallon	Uses up to three 24" wheels	60	50 x 38
LTA180 -68	180 Gallon	Uses up to four 17" wheels	75	68 x 34
LTA285-68	285 Gallon	Uses up to four 24" wheels	98	68 x 39
MF-10198†		Mineral Feeder	91	72 x 72

# OPEN TOP TANKS

Open Top Tanks are selected for collection systems, temporary liquid storage, or as secondary containment for vertical tanks in indoor or outdoor installations. Tanks are manufactured from medium or high-density polyethylene with U.V. inhibitors. Tank walls are translucent for level viewing and equipped with gallon indicators.

## Open Top Cone Bottom Tanks

\*hinged lid option is available. Ask us for details.

PART NO.	CAPACITY	DESC.	WEIGHT	DIM.	OV. HT.	FIT.	SPEC. GRAV.
OC0055-23*	55 Gallon Cone Bottom w/bolt-on top	15-deg	26	23 x 37		1 1/2"	2.0
OC0100-23*	100 Gallon Cone Bottom w/bolt-on top	15-deg	36	23 x 63		1 1/2"	2.0
OC0145-36*	145 Gallon Cone Bottom w/bolt-on top	15-deg	52	36 x 41		2"	2.0
OC0200-36*	200 Gallon Cone Bottom w/bolt-on top	15-deg	58	36 x 53		2"	2.0
OC0250-36*	250 Gallon Cone Bottom w/bolt-on top	15-deg	76	36 x 65		2"	2.0
OC0325-36*	325 Gallon Cone Bottom w/bolt-on top	15-deg	95	36 x 82		2"	2.0
OC0840-90	840 Gallon Cone Bottom w/bolt-on top	15-deg	214	90 x 49	61"	2"	1.7
OC1010-64	1010 Gallon Cone Bottom w/bolt-on top	45-deg	252	64 x 99	113"	2"	1.7
OC1050-90	1050 Gallon Cone Bottom w/bolt-on top	15-deg	242	90 x 57	69"	2"	1.7
OC1150-90	1150 Gallon Cone Bottom w/bolt-on top	15-deg	262	90 x 60	72"	2"	1.7
OC1450-90	1450 Gallon Cone Bottom w/bolt-on top	30-deg	286	90 x 79	89"	2"	1.7
OC1500-64	1500 Gallon Cone Bottom w/bolt-on lid	45-deg	342	64 x 134	147"	2"	1.7
OC1710-86	1710 Gallon Cone Bottom w/bolt-on top	15-deg	286	86 x 87	98"	2"	1.7
OC2350-90	2350 Gallon Cone Bottom w/bolt-on top	15-deg	437	90 x 106	118"	2"	1.7
OC2440-90	2440 Gallon Cone Bottom w/bolt-on top	30-deg	502	90 x 117	127"	2"	1.7
OC2610-86	2610 Gallon Cone Bottom w/bolt-on top	45-deg	502	86 x 147	158"	2"	1.7



## Other Open Top Tanks

PART NO.	CAPACITY	SPECIFIC GRAVITY	WEIGHT	DIMENSIONS
OP0210-40	210 Gallon	2.0	52	40 x 42
OP0360-48	360 Gallon	2.0	125	48 x 48
OP0500-56	500 Gallon with bolt-on top	2.0	150	56 x 62
OP0900-86	900 Gallon	1.7	175	86 x 43
OP1000-74	1000 Gallon with bolt-on top	1.7	250	74 x 64
OP1200-86	1200 Gallon	1.7	200	86 x 56
OP1350-86	1350 Gallon	1.7	217	86 x 62
OP1500-86	1500 Gallon	1.7	240	86 x 68
OP1700-90	1700 Gallon	1.7	317	90 x 66
OP2200-90	2200 Gallon	1.7	365	90 x 83
OP2700-90	2700 Gallon	1.7	480	90 x 103
OP3300-102	3300 Gallon	1.7	550	102 x 105
OP3700-96	3700 Gallon (optional bolt-on top)	1.7	625	96 x 128
OP6800-120	6800 Gallon (optional bolt-on top)			



## Tank Stands

Stands are designed to hold vertical bulk storage tanks or open top vertical bulk storage tanks. Tank stands are made of metal or polyethylene as indicated and the VT-ST052FF is foam-filled.

## Open Top Cone Bottom Tank Stands

Part No.	Capacity	Weight	Dimensions	Clearance
OC023-STP	55 or 100 gal – 15 deg	44	30 x 28 13"	
CB023-15ST	55 or 100 gal – 15 deg	37	20 x 20 x 24	13"
OC036-STP	145, 200, 250 or 325 gal – 15 deg	92	44 x 30 19"	
CB036-15ST	145, 200, 250 or 325 gal – 15 deg	84	31 x 31 x 26	12"
CB064-45ST	1000 or 1490 gal – 45 deg	320	64 x 61 14"	
CB086-15ST	800 or 1700 gal – 45 deg	360	86 x 23 11"	
CB086-45ST	2600 gal – 45 deg	580	86 x 49 12"	
CB090-15ST	850, 1000, 1150, 1200, 1300, 2450, 2500, or 3000 gal – 15 deg	380	90 x 24 11"	
CB090-30ST	1550, 1600, 2550 or 2600 gal – 30 deg	640	90 x 40 9"	

## PCO (PEST CONTROL OPERATOR) TANKS

PCO tanks can be selected for stationary or transportable (non-D.O.T. regulated) applications both indoors and outdoors. The tanks have a rounded bottom for best fluid drainage and a 2" deep sump option is also available. PCO tanks must be securely anchored for use in transportable applications and galvanized steel bands are available for this purpose. PCO300-37 comes with an internal baffle for support and fluid control. The tanks are manufactured from medium-density polyethylene with U.V. inhibitors and designed for containment of liquids of up to 1.7 specific gravity.



PART NO.	CAPACITY	WEIGHT	DIMENSIONS	LID	FITTING
PCO035- 16W†	35 Gallon	25	16 x 35 x 21	5"	1"
PCO050- 19S†	50 Gallon w/ sump	25	19 x 38 x 23	8"	1"
PCO050- 19W†	50 Gallon	25	19 x 38 x 23	8"	1"
PCO100- 30S	100 Gallon w/ sump	50	30 x 38 x 29	8"	1"
PCO100- 30W	100 Gallon	50	30 x 38 x 29	8"	1"
PCO150- 37S	150 Gallon w/ sump	61	37 x 48 x 29	12"	1 1/4"
PCO150-37W	150 Gallon	61	37 x 48 x 29	12"	1 1/4"
PCO200-37S	200 Gallon w/ sump	82	37 x 48 x 38	12"	1 1/4"
PCO200-37W	200 Gallon	82	37 x 48 x 38	12"	1 1/4"
PCO300-37S	300 Gallon w/ sump	160	37 x 69 x 40	16"	2"
PCO300- 37W	300 Gallon	160	37 x 69 x 40	16"	2"

## POWDER COATED STEEL BANDS W/ STEEL FEET

PART NO.	CAPACITY	WEIGHT	DIMENSIONS
FS0035-SBPF	35 Gallon Kit Silver	8	2 x 47.5
FS0065-SBPF	65 Gallon Kit Silver	12	2 x 67
FS125/165-SBPF	125/165 Gallon Kit Silver	16	2.5 x 84.5
FS225/325-SBPF	225/325 Gallon Kit Silver	19	2.5 x 99.5
FS0335-SBPF	335 Gallon Kit Silver	34	2.75 x 116.5
FS0535-SBPF	535 Gallon Kit Silver	36	2.75 x 125

## PALLET PAKS

Pallet Pak units are designed for light-duty transport (non-D.O.T. regulated) for indoor or outdoor applications. The base of the pallet frame is designed for forklift transportability. The rectangular pallet paks have a metal frame and plastic base. The vertical paks have poly bases. The 300-gallon pak can be stacked two-high. The tanks are manufactured from medium-density polyethylene with U.V. inhibitors and designed for containment of liquids of up to 1.7 specific gravity. Tank walls are translucent for level viewing and equipped with gallon indicators.



PART NO.	CAPACITY	WEIGHT	DIMENSIONS	LID	FITTING
SP0150- PP	150 Gal Pallet & Tank	201	27 X 43 X 47	7"	2"
SP0150- 2TPP	150 Gal Pallet Pak-2 Tanks, Pallet, Frame	356	51 x 43 x 47	7"	2"
SP0300-PP	300 Gal Pallet Pak-1 Tank, Pallet, Frame	316	51 x 43 x 47	7"	2"
VT0110-PP	110 Gal Pallet & Tank	68	33 x 40 x 44	5"	2" Top
VT0210- PP	210 Gal Pallet & Tank	84	41 x 52	5"	2" Top

## PICK UP TANKS

Pick Up Tanks are selected as applicator tanks or when transportable (non-D.O.T. regulated) containment is required. Tanks are designed to fit most pickup trucks. Tanks are manufactured from medium-density polyethylene with U.V. inhibitors and designed for containment of liquids of up to 1.7 specific gravity. Tank walls are translucent for level viewing and equipped with gallon indicators.



PART NO.	CAPACITY	WEIGHT	DIMENSIONS	LID	FITTING
PU0200-52	200 Gallon	54	52 x 30	8"	2"
PU0205-52	205 Gallon	87	52 x 52 x 26	7"	2"
PU0305 -60	305 Gallon	97	60 x 58 x 30	7"	2"
PU0350-62	350 Gallon	92	62 x 34	8"	2"
PU0450-62	450 Gallon	102	62 x 41	8"	2"

(diameter x height)



# SEPTIC / CISTERN

## Cistern Tanks

Ace Roto- Mold cistern tanks are intended for bulk storage or collection of potable water and designed for below ground level installations. Tanks are manufactured from high-density polyethylene with U.V. inhibitors and feature a trapezoidal, deep rib design. Only Ace tanks feature a custom-molded gasket in the lid. Manufactured from extruded Nitrile rubber, the gasket snaps into the lid and ensures a watertight seal. Our exclusive lid design locks in place with nylon ties, eliminating the need for metal fasteners that can corrode and fail. Ace Roto-Mold cistern tanks are FDA-approved for potable water and are manufactured for containment of liquids up to 1.7 specific gravity.

PART NO	CAPACITY	WEIGHT	DIMENSIONS
AST-0325-1W	325 Gallon Cistern	134	54 x 56
AST-0850-1W	850 Gallon Cistern - 1 Compartment	259	60 x 70 x 60
AST-1150-1W	1150 Gallon Cistern - 1 Compartment	414	60 x 101 x 60
AST-1450-1W	1450 Gallon Cistern - 1 Compartment	473	58 x 118 x 72
AST-1700-1W	1700 Gallon Cistern - 1 Compartment	567	58 x 137 x 72



## Septic Tanks

Ace Roto-Mold septic tanks are stronger, easier to install, and less costly than old-fashioned concrete septic tanks yet they still offer the quality construction and safety you expect. Manufactured from high-density polyethylene with U.V. inhibitors, Ace Roto-Mold tanks utilize a horizontal flow designed for below ground installations up to 36 inches. Ace Tanks are IAPMO approved and have passed strenuous stress tests. Each tank carries an individual serial code and is fully document from date of manufacture. Ace Roto-Mold septic tanks are designed and manufactured with rigorous quality controls. The trapezoidal deep-rib design and interior baffle system make Ace Tanks the industry choice.

Only Ace tanks feature a custom-molded gasket in the lid. Manufactured from extruded Nitrile rubber, the gasket snaps into the lid and ensures a watertight seal. Our exclusive lid design locks in place with nylon ties, eliminating the need for metal fasteners that can corrode and fail. Ace's unique tank baffle system slows the flow of wastewater and directs it to the middle of the tank so wastewater can separate from solids. An outlet baffles allows the partially treated liquids to flow out for further treatment. Advantages of Ace's baffle design include added strength, versatility, and ease of installation. Septic tanks are available in one-compartment and two-compartment designs and are manufactured for containment of liquids up to 1.7 specific gravity.

PART NO	CAPACITY	WEIGHT	DIMENSIONS
AST-0300-1	300 Gallon Pump Tank	134	54 x 56
AST-0750-1	750 Gallon- 1 Compartment	259	60 x 70 x 60
AST-1000-1	1000 Gallon- 1 Compartment	390	60 x 101 x 60
AST-1000-2	1000 Gallon- 2 Compartment	436	60 x 101 x 60
AST-1250-1	1250 Gallon- 1 Compartment	443	58 x 118 x 72
AST-1250-2	1250 Gallon- 2 Compartment	489	58 x 118 x 72
AST-1500-1	1500 Gallon- 1 Compartment	528	58 x 137 x 72
AST-1500-2	1500 Gallon- 2 Compartment	574	58 x 137 x 72



## Septic/Cistern Accessories

Den Hartog Industries' exclusive Secure-Seal Septic & Cistern Accessories provide a safe and reliable way to secure your tank and protect your family, health, property, and investment.

### Secure-Seal

Access Extensions and Covers are custom roto-molded using high-density polyethylene with U.V. inhibitors. They feature a stop-bead and backup dam along with a custom Nitrile rubber gasket to ensure a water-tight seal. Secure seals prevent contents from escaping tank and prevent excess rainwater from entering and flooding tank. This protects both your drinking water and your property!

### Locking Design

All covers and extensions lock onto the tank body and to each other using three bayonet keys. Nylon ties can be used to lock covers through the locking ears without using metal fasteners that can corrode and fail. Locking your tank prevents unauthorized access and accidents. Ace Roto-Mold's Secure-Seal accessories keep your family, health, property, and investment safe and secure.

### Functions

Two different sizes of Access Extensions can raise the height of your cover in combinations of 7" and 16", up to a maximum burial depth of 36". Extensions feature a flat round boss on two sides to facilitate fitting installation or pump-mounting. Risers are 8" in diameter and almost 24" high from the top of the access cover. Risers provide convenient access for inspectors and the cap can be secured with a nylon tie. Access covers are large enough for easy pump-out and are available in black, white, or green.

### Internal Accessories

Ace Roto- Mold's heavy-duty divider panels include three sections and can easily convert a one-compartment tank into a two-compartment tank by being inserted into any rib of the tank. The exclusive tank baffle system slows the flow of wastewater and directs it to the middle of the tank so wastewater can separate from solids. An outlet baffle allows the partially treated liquids to flow out for further treatment. State-specific internal plumbing kits are available to meet local requirements.

## Aquifer Low Profile Cisterns

PART NO	CAPACITY	WEIGHT	DIMENSIONS
ACT1000-LPB	1000 Gallon w/Burial Lid	559	98 x 111 x 36
ACT1000-LPG	1000 Gallon w/Ground Access Assembly	595	98 x 111 x 36
ACT1500-LPB	1500 Gallon w/Burial Lid	702	98 x 111 x 48
ACT1500-LPG	1500 Gallon w/Ground Access Assembly	738	98 x 111 x 48
ACT2000-LPB	2000 Gallon w/Burial Lid	917	98 x 158 x 45
ACT2000-LPG	2000 Gallon w/Ground Access Assembly	953	98 x 158 x 45
ACT2500-LPB	2500 Gallon w/Burial Lid	1031	98 x 158 x 54
ACT2500-LPG	2500 Gallon w/Ground Access Assembly	1067	98 x 158 x 54
ACT-16053†	Aquifer 24" Burial lid & Gasket	17	35 x 8
ACT-16052	28" Aquifer Ground Access Assembly	53	34 x 38
ACT-16054†	16" Aquifer Ground Access Assembly	43	34 x 24
AST19553	Aquifer Opening Restrictor	7	





## SPECIALTY BULK STORAGE & APPLICATOR

Specialty Tanks are available for a variety of custom applications in both stationary and portable configurations. Tanks are manufactured from medium-density polyethylene with U.V. inhibitors and designed for containment of liquids of up to 1.7 specific gravity. Tank walls are translucent for level viewing and equipped with gallon indicators.

### Applicator Tanks

Specialty Tanks are available for a variety of custom applications in both stationary and portable configurations. Tanks are manufactured from medium-density polyethylene with U.V. inhibitors and designed for containment of liquids of up to 1.7 specific gravity. Tank walls are translucent for level viewing and equipped with gallon indicators.

PART NO.	CAPACITY	WEIGHT	DIM.	LID	FITTING
SP0008-VM†	8 Gal Loaf	6	12 x 16 x 17	5"	1/2" FPT Boss
SP0012-RT†	12 Gal Rectangle	9	14 x 18 x 12	5"	3/4"
SP0012-VM†	12 Gal Loaf	9	12 x 16 x 22	5"	1/2" FPT Boss
SP0019-VM†	19 Gal Loaf	15	12 x 16 x 28	5"	1/2" FPT Boss
SP0020-LC†	20 Gal Rectangle	11	14 x 28 x 12	5"	3/4"

### Powder Coated Steel Bands for Utility Tanks

Specialty Tanks are available for a variety of custom applications in both stationary and portable configurations. Tanks are manufactured from medium-density polyethylene with U.V. inhibitors and designed for containment of liquids of up to 1.7 specific gravity. Tank walls are translucent for level viewing and equipped with gallon indicators.

PART NO.	CAPACITY	WEIGHT	DIMENSIONS
SP0050-SBP	50 Gallon Rectangle Kit	9	2 x 53.5
SP0080-SBPS	80 Gallon Rectangle Support Band	21	3 x 93
SP0100-SBP	100 Gallon Rectangle Kit	11	2.25 x 70.5
SP0110-SBP	110 Gal Low-Profile Rectangle Kit	11	2 x 69
SP0150-SBP	150 Gallon Rectangle Kit	14	2.25 x 77.5
SP0200-SBP	200 Gallon Rectangle Kit	16	2.25 x 94

### Flat Bottom Rectangle Tanks

Specialty Tanks are available for a variety of custom applications in both stationary and portable configurations. Tanks are manufactured from medium-density polyethylene with U.V. inhibitors and designed for containment of liquids of up to 1.7 specific gravity. Tank walls are translucent for level viewing and equipped with gallon indicators.

PART NO.	CAPACITY	WEIGHT	DIME.	LID	FITTING
SP0005-RT†	5 Gal	5	10 x 22 x 8	5"	
SP0006- 2P†	6 Gal w/ pump mount & 2" lid	5	12 x 15 x 8	2"	
SP0006-5N†	6 Gal w/ 5" lid	5	12 x 15 x 8	5"	
SP0007- RT†	7 Gal	7	9 x 14 x 15	5"	
SP0016- MM†	16 Gal	9	14 x 21 x 14	5"	
SP0020- OM†	20 Gal Upright	16	11 x 15 x 31	5"	1/2" outlet

### Total Drain Rectangle Tanks

Specialty Tanks are available for a variety of custom applications in both stationary and portable configurations. Tanks are manufactured from medium-density polyethylene with U.V. inhibitors and designed for containment of liquids of up to 1.7 specific gravity. Tank walls are translucent for level viewing and equipped with gallon indicators.

PART NO.	CAPACITY	WEIGHT	DIME.	LID	FITTING
SP0035-RT†	35 Gal Rectangle	17	19 x 28 x 20	5"	1"
SP0056- RT†	56 Gal Rectangle	28	20 x 38 x 26	5"	3/4"

### Specialty Rinse Tanks

Specialty Tanks are available for a variety of custom applications in both stationary and portable configurations. Tanks are manufactured from medium-density polyethylene with U.V. inhibitors and designed for containment of liquids of up to 1.7 specific gravity. Tank walls are translucent for level viewing and equipped with gallon indicators.

PART NO.	CAPACITY	WEIGHT	DIME.	LID	FITTING
SP002.5-RT	2.5 Gal Rectangle	3	7 x 15 x 14	5"	3/4"
SP0003-RT†	3 Gal Rectangle	3	7 x 12 x 14	5"	3/4"
SP003.5-CL†	3.5 Gal Cylinder	4	11 x 15.5"	3/4"	
SP0004-SQ5†	4 Gal Square	4	11 x 11 x 15	5"	1- 1/4"
SP0004-SQ8†	4 Gal Square	4	11 x 11 x 14	8"	1- 1/4"
SP0005-SQ5†	5 Gal Square	5	11 x 11 x 20	5"	1- 1/4"
SP0005-SQ8†	5 Gal Square	5	11 x 11 x 19	8"	1- 1/4"
SP0010-SQ8†	10 Gal Square	10	13 x 13 x 21	8"	1- 1/4"

### Flat Bottom Utility Tanks

Specialty Tanks are available for a variety of custom applications in both stationary and portable configurations. Tanks are manufactured from medium-density polyethylene with U.V. inhibitors and designed for containment of liquids of up to 1.7 specific gravity. Tank walls are translucent for level viewing and equipped with gallon indicators.



PART NO.	CAPACITY	WEIGHT	DIMENSIONS	LID	FITTING
SP0026-RT†	26 Gal Rectangle	14	18 x 25 x 19	8"	3/4" outlet
SP0045-AS†	45 Gal Rectangle	22	18 x 37 x 1	5"	
SP0050- RT†*	50 Gal Rectangle	25	19 x 38 x 20	8"	1"
SP0055-MM†	55 Gal Rectangle	30	18 x 18 x 44	5"	1"
SP0068-RT†	68 Gal Rectangle	40	26 x 42 x 17	6"	1"
SP0080-RT†*	80 Gal Rectangle (Support Req.)	42	18 x 27 x 44	5"	1"
SP0100-RT†*	100 Gal Rectangle	48	27 x 43 x 26	8"	1"
SP0110-RT*	110 Gal Low Profile Rectangle	59	35 x 48 x 17	5"	1"
SP0150-RT*	150 Gal Rectangle	60	36 x 48 x 25	8"	1"
SP0200-RT*	200 Gal Rectangle	80	36 x 48 x 34	8"	1"
SP0250-UT	250 Gal Upright Rectangle	113	29 x 62 x 42	16"	1- 1/2"
SP0400-UT	400 Gal Upright Rectangle	207	29 x 62 x 66	16"	2"

## SPOT SPRAYERS


Spot Sprayer Tanks are designed as portable applicator supply tanks and are equipped with pump and equipment mount inserts. Tanks are equipped with molded-in legs to support the tank and band locators for tie down. Tanks mount with bottom inserts. All tanks are available with drain out sumps. Tanks are manufactured from linear low-density polyethylene with U.V. inhibitors and designed for containment of liquids of up to 1.7 specific gravity. Tank walls are translucent for level viewing and equipped with gallon indicators.



PART NO.	DESCRIPTION	CAPACITY	WEIGHT	DIM.	LID
SM0014-14St	with sump	14 Gallon	8	14 x 31	5"
SS0014-14t	without sump	14 Gallon	8	14 x 31	5"
SM0025-18St	with sump	25 Gallon	13.5	18 x 34	5"
SS0025-18t	without sump	25 Gallon	13.5	18 x 34	5"

## STOCK TANKS

Stock tanks are designed for portable livestock watering. Tank tops, sides and bottom are ribbed for strength. Drain plug is provided on all tanks except 124 models. Tank models are nestable for shipping and storage. Tanks are manufactured from U.S.D.A.-compliant low-density polyethylene with U.V. inhibitors and designed for containment of liquids of up to 1.5 specific gravity.



PART NO.	DESCRIPTION	CAPACITY	WEIGHT	DIME.	DRAIN PLUG
ARM-10115	RE124	50 Gallon Oval	15	50 x 31 x 12	Not Included
ARM-10116	RE224	100 Gallon Oval	25	55 x 31 x 25	1"
ARM-10117	RE226	150 Gallon Oval	46	75 x 31 x 25	1"
ARM-10138	R62	320 Gallon Round	62	72 x 24	1-1/2"
ARM-10139	R82	610 Gallon Round	92	96 x 24	1-1/2"
ARM-10135	R92	920 Gallon Round	137	106 x 29	1-1/2"

## TRACTOR-MOUNTED TANKS

Den Hartog continues to expand its line of chemical sprayer tanks. The line of tanks shown here are designed for tractor-mounted applications. Styles include: Cut Away Tanks Oval Tanks Tear Drop Tanks

### Cut Away Cradles Accessories: Cut Away Cradles

PART NO.	CAPACITY	WEIGHT	BANDS
CAW0200-C	200 Gallon	135	3 x 60; 3 x 40
CAW0250-C	250 Gallon	143	3 x 72; 3 x 51

### Cut Away Tanks

Cut Away Tanks are designed as portable (non-D.O.T. regulated) applicator supply tanks. Tanks require support cradles for tractor or boom mount applications. All tanks are equipped with drain out sumps. Tanks are manufactured from medium-density polyethylene with U.V. inhibitors and designed for containment of liquids of up to 1.7 specific gravity. Tank walls are translucent for level viewing and equipped with gallon indicators.

PART NO.	CAPACITY	WEIGHT	DIME.	LID	FITTING
CAW0200-24	200 Gallon	80	24 x 55 x 46	8"	3/4" & 1-1/4"
CAW0250-24	250 Gallon	95	24 x 61 x 51	8"	3/4" & 1-1/4"

### Oval Tanks

This 31" wide oval cross section tank is designed for indoor or outdoor, stationary or transportable applications. Tanks are manufactured from medium-density polyethylene with U.V. inhibitors and designed for containment of liquids of up to 1.7 specific gravity. Tank is furnished with 16" vented Lid Assembly with 16" tether and both 3/4" and 1-1/4" FPT (female pipe thread) polypropylene fittings with Santoprene gaskets as standard equipment. Two strap recesses are provided around the tank to facilitate anchoring. Tanks require the bottom to be fully supported with a cradle for use. Gallon indicators are included on one end and one side of the tank. Ends of tanks feature fitting flats to facilitate a variety of installation options. Bottom of tanks feature a collection sump for full drain out.



PART NO.	CAPACITY	WEIGHT	DIME.	LID	FITTING
OT0300-31	300 Gal Oval	100	31 x 49 x 56	16"	3/4" and 1-1/4"

### Tear Drop Tanks & Cradles

PART NO.	CAPACITY	WEIGHT	DIME.	LID	FITTING
TD0250-36	250 Gal Tear Drop	97	36 x 52 x 45	12"	3/4" and 1-1/4"
TD0300-36	300 Gal Tear Drop	109	36 x 62 x 45	12"	3/4" and 1-1/4"

### Cradles

PART NO.	CAPACITY	WEIGHT	BANDS
TD0250-C	250 Gal	96	2.5" x 74.5"
TD0300-C	300 Gal	108	2.5" x 74.5"

# Vertical Tanks

Vertical tanks are free standing with a flat bottom for indoor or outdoor installations. Tanks are manufactured from medium- or high-density polyethylene with U.V. inhibitors. Tank walls are translucent for level viewing and equipped with gallon indicators.

PART NO.	CAPACITY	SPEC. GRAV.	WEIGHT	DIME.	LID	FITTING
VT0020-16†	20 Gallon	2.0	13	16 x 28	8"	3/4"
VT0025-18†	25 Gallon	2.0	12	18 x 30	5"	3/4"
VT0040-18†	40 Gallon	2.0	17	18 x 43	5"	3/4"
VT0055-20†	55 Gallon	2.0	22	20 x 47	5"	1"
VT0065-23†	65 Gallon	2.0	25	23 x 42	5"	1"
VT0075-23	75 Gallon	2.0	28	23 x 50	7"	1"
VT0100-28	100 Gallon	2.0	36	28 x 45	7"	1"
VT0105-23	105 Gallon	2.0	38	23 x 65	7"	1"
VT0110-32	110 Gallon	2.0	40	32 x 41	5"	2" Top
VT0135-28	135 Gallon	2.0	45	28 x 59	8"	1"
VT0160-28	160 Gallon	2.0	56	28 x 68	8"	1"
VT0175-31	175 Gallon	2.0	54	31 x 61	8"	1-1/2"
VT0180-40	180 Gallon	2.0	48	40 x 45	5"	2" Top
VT0210-40	210 Gallon	2.0	56	40 x 49	5"	2" Top
VT0225-31	225 Gallon	2.0	65	31 x 76	8"	1-1/2"
VT0265-31	265 Gallon	2.0	74	31 x 88	8"	1-1/2"
VT0300-35	300 Gallon	2.0	86	35 x 81	8"	2"
VT0300-42	300 Gallon	2.0	72	42 x 55	8"	2"
VT0405-52	405 Gallon	2.0	90	52 x 48	8"	2"
VT0425-42	425 Gallon	2.0	100	42 x 75	8"	2"
VT0500-46	500 Gallon	2.0	118	46 x 77	8"	2"
VT0505-46	505 Gallon	2.0	118	46 x 80	16"	2"
VT0550-52	550 Gallon	2.0	116	52 x 66	8"	2"
VT0600-46	600 Gallon	2.0	130	46 x 91	16"	2"
VT0625-64	625 Gallon	2.0	100	64 x 50	8"	2"
VT0800-46	800 Gallon	1.7	175	46 x 118	16"	2"
VT0850-54	850 Gallon	1.7	182	54 x 94	8"	2"
VT0900-46	900 Gallon	1.7	220	46 x 132	16"	2"
VT1000-64	1000 Gallon	1.8	250	64 x 81	16"	2"
VT1050-86	1050 Gallon	1.7	190	86 x 54	16"	2"
VT1200-64	1200 Gallon	1.7	275	64 x 97	16"	2"
VT1350-86	1350 Gallon	1.7	228	86 x 65	16"	2"

PART NO.	CAPACITY	SPEC. GRAV.	WEIGHT	DIME.	LID	FITTING
VT1500-64	1500 Gallon	1.7	335	64 x 115	16"	2"
VT1500-86	1500 Gallon	1.7	250	86 x 69	16"	2"
VT1525-64	1525 Gallon	1.7	350	64 x 122	16"	2"
VT1650-86	1650 Gallon	1.7	276	86 x 74	16"	2"
VT2000-64	2000 Gallon	1.7	465	64 x 156	16"	2"
VT2000-90	2000 Gallon	1.7	375	90 x 84	16"	2"
VT2150-102	2150 Gallon	1.7	417	102 x 71	16"	2"
VT2500-90	2500 Gallon	1.7	420	90 x 103	16"	2"
VT3000-90	3000 Gallon	1.7	550	90 x 120	16"	2"
VT3100-102	3100 Gallon	1.7	550	102 x 103	16"	2"
VT3400-102	3400 Gallon	1.7	585	102 x 107	16"	2"
VT4000-96*	4000 Gallon	1.7	900	96 x 140	16"	2"
VT4200-96*	4200 Gallon	1.7	950	96 x 148	16"	2"
VT-5000-102	5000 Gallon	(see specs)				
VT5150-102+*	5150 Gallon	1.7	1350	102 x 161	16"	2"
VT6250-102+*	6250 Gallon	1.7	1550	102 x 194	16"	2"
VT7000-142+*	7000 Gallon	1.7	1750	142 x 125	16"	2"
VT7800-120+*	7800 Gallon	1.7	1900	120 x 176	16"	2"
VT8000-120+*	8000 Gallon	1.7	1930	120 x 180	16"	2"
VT9150-120+*	9150 Gallon	1.7	2200	120 x 203	16"	2"
VT10500-2500+*	10,500 Gallon		2500	142 x 177	16"	2"
VT10500-2800+*	10,500 Gallon		2800	142 x 177	16"	2"





## DUALLINE DOUBLE WALL TANKS

Dualline™ Double Wall Tanks strong, durable, quality construction is designed for the containment of all chemicals rated for contact with polyethylene. Dualline™ tanks are freestanding double wall vertical tanks with a flat bottom for indoor or outdoor stationary applications. Double wall construction provides containment in the event the inner or primary tank is compromised. AN EPDM elastic seal is standard and seals the primary tank to the secondary tank to prevent dirt and moisture from entering the containment space between tanks.

### FEATURES:

- Furnished with a 16" vented lid assembly as standard.
- Three fitting flats are provided on the top for custom tank plumbing.
- A 1" service fitting is provided on the secondary tank in the event that the containment requires evacuation.
- Tanks manufactured from linear low density polyethylene with U.V. stabilizers.
- Standard colors are white, yellow, and black. Consult factory for optional colors.
- Designed for the containment of all chemicals rated for contact with polyethylene. Standard weight tank is designed for chemicals with a specific gravity of 1.7. Consult the Application Guideline Manual for known compatible chemicals and service temperatures. FDA compliant materials are available.

### OPTIONAL FEATURE:

Furnished with a 2" polypropylene fitting with santoprene gasket and 316 stainless steel compression rings. Note that optional fitting must be factory installed. Accessory not sold separately. Consult factory regarding fitting and gasket options.

PART NO.	DESCRIPTION	WEIGHT	DIMENSIONS	LID	FITTING SPECIFIC GRAVITY
DW0300-57	300 Gallon	190	57 x 45	16"	1.7
DW0500-57	500 Gallon	264	57 x 69	16"	1.7
DW1000-77	1000 Gallon	522	77 x 82	16"	1.7
DW1500-77	1500 Gallon	673	77 x 119	16"	1.7
19563	Optional 2" Fitting			2"	



# BANJO PRODUCTS



## COUPLINGS

### FDA Couplings

DESCRIPTION 3/4" 1" 1 1/2" 2" 3"

A Male Adapter-Female Thread (FDA)	75A3/4FD 100AFD 150AFD 200AFD 300AFD
B Female Coupler- Male Thread (FDA)	75BFD 100BFD 150BFD 200BFD 300BFD
C Female Coupler-Hose Shank (FDA)	075CFD 100CFD 150CFD 200CFD 300CFD
D Female Coupler-Female Thread (FDA)	075DFD 100DFD 150DFD 200DFD 300DFD
E Male Adapter-Hose Shank (FDA)	075EFD 100EFD 150EFD 200EFD 300EFD
F Male Adapter-Male Thread (FDA)	075FFD 100FFD 150FFD 200FFD 300FFD
PL Plug for Female Coupler (FDA)	75PLFD 100125PLFD 150PLFD 200PLFD 300PLFD
CAP Cap for Male Adapter (FDA)	075CAPFD 100125CAPFD 150CAPFD 200CAPFD 300CAPFD

### Polypropylene Cam Lever Couplings



A Male Adapter-Female Thread	75A1/4 75A3/8 75A1/2 75A3/4 100A 125A 150125A 150A 200A 300A 400A
B Female Coupler- Male Thread	75B1/2 75B3/4 100B 125B 150125B 150B 200B 300B 303B200A 400B
C Female Coupler-Hose Shank	050C 075C 100C 125C 150125C 150C 200C 300C 303C 400C
D Female Coupler-Female Thread	075D3/8 050D 075D 100D 125D 150125D 150D 200D 300D 400D
E Male Adapter-Hose Shank	050E 075E 100E 125E 150125E 150E 200E 300E 400E
F Male Adapter-Male Thread	050F 075F 100F 125F 150125F 150F 200F 300F 400F
PL Plug for Female Coupler	75PL 75PL 100125PL 100125PL 150PL 150PL 200PL 250PL 300PL 400PL
CAP Cap for Male Adapter (2 arms)	075CAP 075CAP 100125CAP 100125CAP 150CAP 150PCAP 200CAP 250CAP 300CAP 400CA
CAPSH Cap w/Short Arms	200CAPSH

### Polypropylene Locking Cam Lever Couplings

PART NUMBER	DESCRIPTION
L150B	FM CPLX1-1/2"MPT-LCKG CAM ARMS
L150CAP	1-1/2" Cap w/Locking Cam Arms
L150D	FML CPL X 1-1/2"FPT-LCKNG ARMS
L200B	Fml Cplg X 2" MPT-Locking Arms
L200CAP	2" Cap w/Locking Cam Arms
L200CAPV	2" Cap w/Locking Arms-FKM
L200D	Fml Cplg X 2"FPT w/Locking Arm

### Polypropylene 90 degree Couplings

PART NUMBER	DESCRIPTION
150A90	90 DEG MALE ADPT 1-1/2"FPT
150C90	90 DEG FEMALE CPLG 1-1/2" H.S.
150D90	90 DEG FEMALE CPLG 1-1/2"FPT
150F90	90 Deg Male Adpt 1-1/2" MPT
200A90	90 Degree Male Adprt 2" FPT
200C90	90 Degree Female Cplg 2" H.S.
200D90	90 Degree Fmle Cplg 2" FPT
200F90	90 Degree Male Adpt 2" MPT

### Garden Hose Fittings

GHFT075A 3/4" Adapter x 3/4" Garden Hose Female Thread
GHMT075B 3/4" Coupler x 3/4" Garden Hose Male Thread
GHFT075D 3/4" Coupler x 3/4" Garden Hose Female Thread
GHMT075F 3/4" Adapter x 3/4" Garden Hose Male Thread
GHFT075MPT 3/4" Male NPT x 3/4" Garden Hose Female Thread
GHMT075FPT 3/4" Female NPT x 3/4" Garden Hose Male Thread
GHMT075MPT 3/4" Male NPT x 3/4" Garden Hose Male Thread

### Polypropylene Switch-A-Roos

PART NUMBER	DESCRIPTION
75A1/2/SA	Male Adptr 1/2" Fpt-Self Align
75A1/4/SA	Male Adptr 1/4" Fpt-Self Align
75A3/4/SA	Male Adprt 3/4" Fpt-Self Align
75A3/8/SA	Male Adptr 3/8" Fpt-Self Align
75B1/2	Female coupler 1/2"Male Thread
75B3/4	Female Cplg 3/4" Male Thread
DM202A	2" Male w/Lower Hndle Old Arm



# LINE STRAINERS

## LSQ Strainers

PART NUMBER	DESCRIPTION
LSQ150-06	1-1/2" LSQ Line Str. 6 Mesh
LSQ150-12	1-1/2" LSQ Line Str. 12 Mesh
LSQ150-120	1-1/2"LSQ Line Strnr 120 Mesh
LSQ150 -20	1-1/2" LSQ Line Str. 20 Mesh
LSQ150-30	1-1/2" LSQ Line Str. 30 Mesh
LSQ150-50	1-1/2" LSQ Line Str. 50 Mesh
LSQ150-80	1-1/2" LSQ Line Str. 80 Mesh
LSQ150-B/C	1-1/2" Quick Cplg Str Body/Cap
LSQ200-06	2" LSQ Line Strainer 6 Mesh
LSQ200-12	2" LSQ Line Strainer 12 Mesh
LSQ200-120	2" LSQ Line Strainer 120 Mesh
LSQ200-20	2" LSQ Line Strainer 20 Mesh
LSQ200-30	2" LSQ Line Strainer 30 Mesh
LSQ200-50	2" LSQ Line Strainer 50 Mesh
LSQ200-80	2" LSQ Line Strainer 80 Mesh
LSQ200-B/C	2" Quick Cplg Ln Str Body/Cap



## Polypropylene T Strainers

PART NUMBER	DESCRIPTION
LST075-80	3/4" POLY TEE STRAINER 80 MESH
LST100-100	1" Poly Tee Strainer 100 Mesh
LST100-80	1" Poly Tee Strainer 80 Mesh
LST125-80	1-1/4" Poly T Strainer 80 Mesh
LST150-80	1-1/2" Poly T Strainer 80 Mesh



## Polypropylene Y Strainers

PART NUMBER	DESCRIPTION
LS050-80	1/2" Line Str 80 Mesh
LS075-80	3/4" Line Str 80 Mesh
LS100-80	1" Line Strainer 80 Mesh
LS125-80	1-1/4" Line Str 80 Mesh
LS150-80	1-1/2" Line Str 80 Mesh
LS200-80	2" Line Strainer 80 Mesh
LS300-50	3" Line Strainer w/50 Mesh Scr



## Polypropylene Mini T-Line Strainers

LSTM050-30C	1/2" x 1/2" Clear Bowl Strainer w/30 Mesh Screen
LSTM050-50C	1/2" x 1/2" Clear Bowl Strainer w/50 Mesh Screen
LSTM050-80C	1/2" x 1/2" Clear Bowl Strainer w/80 Mesh Screen
LSTM050-100C	1/2" x 1/2" Clear Bowl Strainer w/100 Mesh Screen
LSTM050-30	1/2" x 1/2" Black Bowl Strainer w/30 Mesh Screen
LSTM050-50	1/2" x 1/2" Black Bowl Strainer w/50 Mesh Screen
LSTM050-80	1/2" x 1/2" Black Bowl Strainer w/80 Mesh Screen
LSTM050-100	1/2" x 1/2" Black Bowl Strainer w/100 Mesh Screen
LSTM075-30C	3/4" x 3/4" Clear Bowl Strainer w/30 Mesh Screen
LSTM075-50C	3/4" x 3/4" Clear Bowl Strainer w/50 Mesh Screen
LSTM075-80C	3/4" x 3/4" Clear Bowl Strainer w/80 Mesh Screen
LSTM075-100C	3/4" x 3/4" Clear Bowl Strainer w/100 Mesh Screen
LSTM075-30	3/4" x 3/4" Black Bowl Strainer w/30 Mesh Screen
LSTM075-50	3/4" x 3/4" Black Bowl Strainer w/50 Mesh Screen
LSTM075-80	3/4" x 3/4" Black Bowl Strainer w/80 Mesh Screen
LSTM075-100	3/4" x 3/4" Black Bowl Strainer w/100 Mesh Screen



## Polypropylene Manifold Strainers

PART NUMBER	DESCRIPTION
MLS200-80	2" Stndrd Port Y Strnr-80 Mesh
MLS220-80	2" FP Manifold Y Strnr-80 Mesh
MLS220I-80	2"FP Mnfld Strnr Insert 80 Mesh
MLS300-50	3"Manifold Ln Strainer 50 Mesh
MLST100-80	1" Manifold T-Strainer-80 Mesh
MLST150-80	2" Stndrd Port T Strnr-80 Mesh



# PIPE & HOSE FITTINGS

## Polypropylene Hose Barbs

PART NUMBER	DESCRIPTION
HB025	1/4" Male Thd X 1/4" Hose Shank
HB025-038	1/4" Male Thd X 3/8" Hose Shank
HB025-050	1/4" Male Thrd X 1/2" Hose Shank
HB025-90	1/4" MPT X 1/4" Hose Shank 90Deg
HB025/038-90	1/4" MPT X 3/8" Hose Shnk-90 Deg
HB025/050-90	1/4" Male Thrd X 1/2" Hose Shank
HB038	3/8" Male Thd X 3/8" Hose Shank
HB038-050	3/8" Male Thd X 1/2" Hose Shank
HB038-90	3/8" MPT X 3/8" Hose Shank-90Deg
HB050	1/2" Male Thd X 1/2" Hose Shank
HB050 -038	1/2" Male Thd X 3/8" Hose Shank
HB050-075	1/2" Male Thd X 3/4" Hose Shank
HB050-90	1/2" MPT X 1/2" Hose Shnk-90 Deg
HB050/038-90	1/2" MPT X 3/8" Hose Shank-90Deg
HB050/075-90	1/2" MPT X 3/4" Hose Shank- 90Deg
HB075	3/4" Male Thd X 3/4" Hose Shank
HB075-038	3/4" Male Thd X 3/8" Hose Shank
HB075-050	3/4" Male Thd X 1/2" Hose Shank
HB075-058	3/4" Male Thd X 5/8" Hose Shank
HB075-100	3/4" Male Thread X 1" Hose Shank
HB075-90	3/4" MPT X 3/4" Hose Shank-90Deg
HB075/050-90	3/4" MPT X 1/2" Hose Shank-90Deg
HB075/100-90	3/4" MPT X 1" Hose Shank-90 Deg
HB100	1" Male Thread X 1" Hose Shank
HB100-075	1" Male Thread X 3/4" Hose Shank
HB100-125	1" Male Thd X 1-1/4" Hose Shank
HB100-90	1" MPT X 1" Hose Shank-90 Degree
HB100/075-90	1" MPT X 3/4" Hose Shank-90 Deg
HB100/125-90	1" MPT X 1-1/4" Hose Shank-90Deg
HB125	1-1/4" MPT X 1-1/4" Hose Shank
HB125-075	1-1/4" Mle Thd X 3/4" Hose Shank
HB125-100	1-1/4" Male Thd X 1" Hose Shank
HB125-150	1-1/4" MPT X 1-1/2" Hose Shank
HB125-90	1-1/4" MPT X 1-1/4" Hse Shnk-90D
HB125/100-90	1-1/4" MPT X 1" Hose Shank-90Deg

PART NUMBER	DESCRIPTION
HB150	1-1/2" MPT X 1-1/2" Hose Shank
HB150-100	1-1/2" Male Thd X 1" Hose Shank
HB150-125	1-1/2" MPT X 1-1/4" Hose Shank
HB150-200	1-1/2" MPT X 2" Hose Shank
HB150-90	1-1/2" MPT X 1-1/2" Hse Shnk-90D
HB150/125-90	1-1/2" MPT X 1-1/4" Hse Shnk-90D
HB200	2" Male Thread X 2" Hose Shank
HB200-150	2" MPT X 1-1/2" Hose Shank
HB200-90	2" MPT X 2" Hose Shank-90 Degree
HB200/150-90	2" MPT X 1-1/2" Hose Shank-90Deg
HB300	3" Male Thd X 3" Hose Shank
HB300-90	3" MPT X 3" Hose Shank-90 Degree
HB400	4" Male Thread X 4" Hose Shank
HBB20012590	2" HB x 1-1/4" 90 Deg Hose Barb
HBEL100-90	1" Hose Barb X Hose Barb Elbow
HBEL150/100-90	1-1/2" Hose Barb X 1" MPT-90 Deg
HBF075	3/4" Fmle Thd X 3/4" Hose Shank
HBF075-100	3/4" Female Thd X 1" Hose Shank
HBF100	1" Female Thrd X 1" Hose Shank
HBK125	1-1/4" King Nipple
<b>HBK125-100</b>	<b>1-1/4" X 1" King Nipple</b>
HBT050-038	1/2" X 1/3" X 3/8" Hose Barb Tee
HBT050-075	1/2" X 1/2" X 3/4" Hose Barb Tee
HBT075	3/4" Hose Barb Tee
HBT075-050	3/4" X 3/4" X 1/2" Hose Barb Tee
HBT075-100	3/4" X 3/4" X 1" Hose Barb Tee
HBT100	1" Hose Barb Tee
HBT100-075	1" X 1" X 3/4" Hose Barb Tee
HBT150-100	1-1/2" HB X 1 -1/2" HB X 1" MPT T
<b>HBT150-150</b>	<b>1-1/2" HB X 1- 1/2" HB X 1-1/2" MPT</b>
HM050	1/2" Hose Barb X 1/2" Hose Barb
HM075	3/4" Hose Barb X 3/4" Hose Barb
HM100	1" Hose Barb X 1" Hose Barb
HM125	1-1/4" Hose Brb X 1-1/4" Hse Brb
HM150	1-1/2" Hse Brb X 1-1/2" Hse Brb
HM200	2" Hose Barb X 2" Hose Barb
<b>HM300</b>	<b>3" Hose Barb X 3" Hose Barb</b>





# Polypropylene Pipe Fittings

PART NUMBER	DESCRIPTION
148003	Buttress Cap with O-Ring
CAP050	1/2" Poly Pipe Cap
CAP075	3/4" Poly Pipe Cap
CAP100	1" Poly Pipe Cap
CAP125	1-1/4" Poly Pipe Cap
CAP150	1-1/2" Poly Pipe Cap
CAP150BT	Buttress Thread Cap
CAP200	2" Poly Pipe Cap
<b>CAP300</b>	<b>3" Poly Pipe Cap</b>



CPLG038	3/8" Poly Pipe Coupling
CPLG050	1/2" Poly Pipe Coupling
CPLG075	3/4" Poly Pipe Coupling
CPLG100	1" Poly Pipe Coupling
CPLG100PE	1" Poly Pipe Cplg- Polyethylene
CPLG125	1 1/4" Poly Pipe Coupling
CPLG150	1-1/2" Poly Pipe Coupling
CPLG200	2" Poly Pipe Coupling
CPLG200PE	2" Poly Pipe Cplg-Polyethylene
CPLG300	3" Poly Pipe Coupling
<b>CPLG300PE</b>	<b>3" Poly Pipe Cplg-Polyethylene</b>



PART NUMBER	DESCRIPTION
CR050	1/2" Poly Pipe Cross
CR075	3/4" Poly Pipe Cross
CR100	1" Poly Pipe Cross
CR125	1-1/4" Poly Pipe Cross
CR150	1-1/2" Poly Pipe Cross
<b>CR200</b>	<b>2" Poly Pipe Cross</b>



EL038-90	3/8" Poly Pipe Elbow 90 Degree
EL050-90	1/2" Poly Pipe Elbow 90 Degree
EL075-90	3/4" Poly Pipe Elbow 90 Degree
EL100-45	1" Poly Pipe Elbow 45 Degree
EL100-90	1" Poly Pipe Elbow 90 Degree
EL125-90	1-1/4" Poly Pipe Elbow 90 Deg
EL150-90	1-1/2" Poly Pipe Elbow 90 Deg
EL200-90	2" Poly Pipe Elbow 90 Degree
<b>EL300-90</b>	<b>3" Poly Pipe Elbow 90 Degree</b>



HB050SS	1/2" MPT X 1/2" Hose Shank-SS
HV150	1-1/2" VENTURI
HV200	2" VENTURI
MBP200	2" Buttress X 2" NPT Assembly
MBP200B	2" Buttress X 2" NPT Buna Assy
MBP200V	2" Buttrss X 2" NPT Ass- FKM

PART NUMBER	DESCRIPTION
NIP025-SH	1/4" X SHORT POLY NIPPLE
NIP038-SH	3/8" X Short Poly Nipple
NIP050-3	1/2" X 3 Poly Nipple
NIP050-SH	1/2" X Short Poly Nipple
NIP075-4	3/4" X 4" Poly Nipple
NIP075-6	3/4" X 6" Poly Nipple
NIP075-SH	3/4" X Short Poly Nipple
NIP100-4	1" X 4" Poly Nipple
NIP100-6	1" X 6" Poly Nipple
NIP100 -SH	1" X Short Poly Nipple
NIP125-4	1 1/4" X 4" Poly Nipple
NIP125-6	1 1/4" X 6" Poly Nipple
NIP125-SH	1 1/4" X Short Poly Nipple
NIP150-3	1-1/2" X 3" Poly Nipple
NIP150-4	1-1/2" X 4" Poly Nipple
NIP150-5	1-1/2" X 5" Poly Nipple
NIP150-6	1-1/2" X 6" Poly Nipple
NIP150-SH	1- 1/2" X Short Poly Nipple
NIP200-4	2" X 4" Poly Nipple
NIP200-6	2" X 6" Poly Nipple
NIP200-SH	2" X Short Poly Nipple
NIP300-4	3" X 4" Poly Nipple
NIP300-6	3" X 6" Poly Nipple
NIP300-SH	3" X Short Poly Nipple
<b>NIP400-SH</b>	<b>4" X Short Poly Nipple</b>



PLUG050	1/2" Poly Pipe Plug
PLUG075	3/4" Poly Pipe Plug
PLUG100	1" Poly Pipe Plug
PLUG125	1 1/4" Poly Pipe Plug
PLUG150	1-1/2" Poly Pipe Plug
PLUG200	2" Poly Pipe Plug
<b>PLUG300</b>	<b>3" Poly Pipe Plug</b>



PART NUMBER	DESCRIPTION
SL038-90	3/8" Poly Street Elbow-90 Degre
SL050- 90	1/2" Poly Street Elbow-90 Degre
SL075-45	3/4" Poly Street Elbow 45 Degr
SL075-90	3/4" Poly Street Elbow-90 Degree
SL100-45	1" Poly Street Elbow 45 Degree
SL100-90	1" Poly Street Elbow-90 Degree
SL125-45	1-1/4" Poly Street Elbow 45 De
SL125-90	1-1/4" Poly Street Elbow-90Degr
SL150-45	1- 1/2" Poly Street Elbow 45 Deg
SL150-90	1-1/2" Poly Street Elbow-90Degr
SL200-45	2" Poly Street Elbow 45 Degree
SL200-90	2" Poly Street Elbow-90 Degree
SL300-45	3" Poly Street Elbow 45 Degree
SL300-90	3" Poly Street Elbow 90 Degree
SW100	1" Male X 1" Female Swivel
SW150	1-1/2" Male X 1-1/2" Fmle Swivel
SW200	2" Male X 2" Female Swivel
TA283	2" MNPT X 60MM Buttr Ftng w/Gsk
TEE038	3/8" Poly Pipe Tee
TEE050	1/2" Poly Pipe Tee
TEE075	3/4" Poly Pipe Tee
TEE100	1" Poly Pipe Tee
TEE125	1-1/4" Poly Pipe Tee
TEE150	1-1/2" Poly Pipe Tee
TEE200	2" Poly Pipe Tee
TEE300	3" Poly Pipe Tee
<b>TEG100</b>	<b>1" Poly Pipe Tee w/1/4" FML THD</b>
















## Polypropylene Reducing Pipe Fittings

RB300-200	3"MPT X 2" FPT Reducer Bushing	RN100-050	1" X 1/2" Poly Reducer Nipple
RB400-300	4"MPT X 3" FPT Reducer Bushing	RN100-075	1" X 3/4" Poly Reducer Nipple
RC100-075	1" X 3/4" Poly Reducer Coupling	RN125-075	1- 1/4"X3/4"Poly Reducer Nipple
RC150-100	1-1/2" X 1" Poly Reducer Cplg	RN125-100	1- 1/4" X 1"Poly Reducer Nipple
RC150-125	1-1/2"X1-1/4"Poly Reducer Cplg	RN150-100	1- 1/2" X 1"Poly Reducer Nipple
RC200-050	2" X 1/2" Reducer Coupling	RN150-125	1- 1/2"X1-1/4"Poly Reducr Nipple
RC200-100	2" X 1" Poly Reducer Coupling	RN200-125	2" X 1-1/4"Poly Reducer Nipple
RC200-100TS	TETRASEAL Reducer Cplg 2" x 1"	RN200-150	2" X 1-1/2"Poly Reducer Nipple
RC200-125	2" X 1-1/4" Poly Reducer Cplg	RN300-200	3" X 2" Poly Reducer Nipple
RC200-150	2" X 1- 1/2" Poly Reducer Cplg	RS21	Rectorseal #21 Slow Drying 8OZ
RC300-200	3" X 2" Poly Reducer Coupling	RSTB	Rectorseal Tru Blue with TFE
RN050-038	1/2" X 3/8"Poly Reducer Nipple	RSTB-2	Tru Blue Rectorseal 2 OZ TUBE
RN075-050	3/4" X 1/2"Poly Reducer Nipple		

## Polypropylene Manifold Pipe Fitting

PART NUMBER	DESCRIPTION	PART NUMBER	DESCRIPTION
404133A1	Enductor Barb	M200100TEE	2"Std Port x 1" Flanged Tee
404134A1	Enductor Barb	M200125BRB	2" Manifold X 1- 1/4" Barb
405634A1	2" MPT X 2" FLANGE-MACHINED	M200125BRB90	2"Manifold X 1-1/4 Barb 90 Deg
M100050FPT	1" Flange X 1/2" Pipe Thread	M200125MPT	Manifold 2"FLG X 1- 1/4" MPT
M100075FPT	1" Flange X 3/4" Pipe Thread	M200150BRB	2" Manifold X 1- 1/2" Barb
M100075MPT	1" Flange X 3/4" Male Thread	M200150BRB90	2" Manifold Flng 1-1/2 Barb 90
M100CR	1" Flanged Cross	M200150MPT	2" Manifold X 1-1/2" Male
M100FPT	1" Flange X 1" Pipe Thread	M200150MPTSS	2"Manifold X 1-1/2"NPT Male Th
M100G	1" EPDM Gasket for Manifold	M200CR	2" Flanged Cross
M100GV	1" FKM Gasket for Manifold	M200FPT	2" Flange X 2" Pipe Thread
M100MPT	1" Manifold Male Thd Connect	M200MPT	2" Manifold Male Thd Connect
M100MPTSS	1"Manifold X 1"NPT Male Thread	<b>M200PLG</b>	<b>2" Manifold Plug</b>
M100PLG	1" Manifold Plug		
M100PLG025	1" Manifold Plug with 1/4" FPT	M200PLG018	2" Manifold Plug with 1/8" FPT
M100PLG050	1" Manifold Plug with 1/2" FPT	M200PLG025	2" Manifold Plug with 1/4" FPT
M100TEE	1" Manifold Tee	M200PLG038	2" Manifold Plug with 3/8" FPT
M101TEE	1" Long Manifold Tee	M200PLG050	2" Manifold Plug with 1/2" NPT
<b>M200100CPG</b>	<b>2" X 1" Reducer Coupling</b>	M200PLG075	2" Manifold Plug with 3/4" FPT
		M200PLG100	2" Manifold Plug with 1" NPT
		<b>M200TEE</b>	<b>2" Flanged Tee Fitting</b>
			

PART NUMBER	DESCRIPTION	PART NUMBER	DESCRIPTION
M200TEEV	2" Std Venturi Tee w/1" Induct	<b>M220MPT</b>	<b>2" Manifold X 2" FP Thread</b>
M200TEEV075	2"Std Venturi Tee w/3/4"Induct		
M220100CPG	2"Full Port X 1"Reducer Flange	<b>M220PLG</b>	<b>2" Full Port Flange Plug</b>
M220100TEE	2" Full Port x 1" Flanged Tee		
<b>M220150BRB</b>	<b>2" FP Flange X 1-1/2"Hose Barb</b>	M220PLG038	2" FP Manifold Plug x 3/8" FPT
		M220PLG075	2"FP Flange Plug with 3/4" FPT
M220150BRB90	2"FP Flange X 1-1/2"HB-90Degre	M220TEE	2" Manifold Tee - 220 Series
M220200CPG	2"Manifold Coupler-220 X 200	M300200CPG	3" X 2" Std Port Reducer Flnge
<b>M220A</b>	<b>2" Male Adapter X 2" Manifold</b>	M300220BRB	MNFLD HOSE BARB 3" X 2" BARB
		M300220BRB90	3"FLNG X 2" HB 90 DEGREE ELBOW
<b>M220BRB</b>	<b>2" FP Flange X 2" Hose Barb</b>	M300220CPG	MNFLD REDUCER 3" X 2" COUPLING
		M300A	3" MALE ADAPTER X 3" MANIFOLD
<b>M220BRB90</b>	<b>2" FP Flange X 2" HB 90 Degree</b>	M300BRB	3" FLANGE X 3" HOSE BARB
		M300BRB90	3" FLANGE X 3" HB-90 DEGREE
M220CPG	2" X 2" Full Port Flange	M300CPG	3" X 3" STD PORT MANIFOLD FLNG
<b>M220CPG45</b>	<b>2"FP X 2"FP Mnfld Cplg-45Degre</b>	M300CPG45	3" Manifold Cplg x 45 Degrees
		M300CPG90	3" FLANGE X 3"FLANGE-90 DEGREE
<b>M220CPG90</b>	<b>2"FP X 2" FP Manifold Coupling</b>	M300CR	3" FULL PORT FLANGED CROSS
		M300FPT	3" Manifold x 3" FNPT
<b>M220CR</b>	<b>2" Full Port Flanged Cross</b>	M300MPT	3" MANIFOLD X 3" MALE THREAD
		M300PLG	3' MANIFOLD PLUG
<b>M220FPT</b>	<b>2" FP Manifold x 2" FNPT</b>	M300PLG075	3"STD PRT FLNG PLUG W/ 3/4"FPT
		M300TEE	3" MANIFOLD TEE
		M301MPT	3"MNFLD X 3"MPT-W/1" HOLE DRLD
		TM075/050	8 Station Poly Manifold
		<b>FC200</b>	<b>2" manifold clamp</b>
			

# PUMPS

## 2"&3" Cast Iron Pumps

PART NUMBER	DESCRIPTION
200PI-3	2"CENT C/IRON PUMP W/3HP B&S
200PI-5	2" CENT C/IRON PUMP 5HP BRIGGS
200PI6PRO	2"CI Pump with 6.5HP Intek Pro
200PIH-5	2"CENT C/IRON PUMP W/5HP HONDA
200PIH-6	2"CENT C/IRON PUMP W/6HP HONDA
222PIH5E	222 High Vol CI-5.5 HONDA-Elec
222PI6PRO	New Design 2" cast iron pump w/6.5 HP Intek Pro
222PIH5	New design 2"Cast Iron Pump w/5.5 HP Honda
222PIH6	222 CI Pump 6.5HP OHV HONDA
222PIHY	222 CI Pump-MGG2 Hyd Mtr-EPDM
222PIHYV	222 CI Pump-MGG2 Hyd Mtr-FKM
200POI	2" CI Pump Only – EPDM
201PBIW	2" CI Wet seal pump bearing pedestal
201PI6PROW	2" CI Wet Seal Pump 6.5HP Briggs
201PIH5W	2" CI Wet Seal Pump 5HP Honda
201PIH6W	2" CI Wet Seal Pump 6.5HP Honda
201POIW	2" CI Wet Seal Pump Only
222POIW	222 Series CI Pump Only - FKM
234PIE3	2"CI PUMP-3HP-3450 RPM-3 PHASE
234PIE5	2"CI PUMP-5HP-3450-RPM-3 PHASE
234PIE51	2"CI PMP-5HP-3450RPM-SNG PHASE
301PBIW	3" CI wet seal Pump Bearing Pedestal
300POI-W	3" CAST IRON WET SEAL PUMP
<b>301PIH13W</b>	<b>3" Cast Iron Wet Seal Pump 13HP Honda</b>



## 2"&3" Polypropylene Pumps

PART NUMBER	DESCRIPTION
200P-3	2" Poly Pump w/3.5HP Briggs
200P6PRO	2" Poly Pump w/6.5HP Intek Pro
200P6PROW	2" Poly Wet Seal Pump 6HP Intek Pro
200PH-5	2" POLY PUMP W/5HP HONDA ENG.
200PH5W	2" Poly Wet Seal pump 5.5HP Honda
200PH6	2" Poly Pump w/6.5HP Honda
200PH6W	2" Poly Pump w/6HP Honda
230PH6	2" Super Pump 6.5HP Honda
230P6PRO	2" Super Pump 6.5HP Intek Pro
300PH-6	3" Poly Pump w/6HP Honda
<b>300P6PRO</b>	<b>3" Poly Pump w/11HP Intek Pro w/Electric Start</b>



## Manifold Pumps

PART NUMBER	DESCRIPTION
M220PH5	2"FP Manifold Poly Pump 5HP Honda
M220P6PRO	2" FP Manifold Poly Pump 6.5HP Briggs
M220PH6	2" FP Manifold Poly Pump6.5HP Honda
M230PH6	2" FP Manifold Super Pump 6.5HP Honda
M230P6PRO	2" FP Manifold Super Pump 6.5HP Briggs
M300PH6	3"FP Manifold Poly Pump 6.5 HP Honda
M300P11PRO	3" Manifold Poly Pump 11HP Briggs
M332PIH13W	3" CI Wet Seal Pump, New Style Manifold

## Polypropylene Bolted Tank Flanges

PART NUMBER	DESCRIPTION
BF075	3/4" Blind Hole Tank Flange
BF075BD	3/4 x 1" Btm Drn Thd Flg-EPDM
BF075BDV	3/4 x 1" Thd Flg Btm Drn – FKM

## Polypropylene Manifold Tank Flanges

PART NUMBER	DESCRIPTION
MBF100	1"Bltd Mnfld Tnk Flg 2-1/4"Blt
MBF100BD	1"Bolted Tnk Flg-Btm Dr.- EPDM
MBF100BDV	1"Bolted Tnk Flg-Btm Drn-FKM
MBF100V	1" Flng X 1-1/2" FPT-FKM
MBF105	1"Bltd Mnfld Tnk Flg 2-3/4"Blt
MBF106	1"Bltd Mnfld Tnk Flg 3-1/4"Blt
MBF150200BD	2"STD PRT FLG X 1-1/2"FPT-EPDM
MBF150200BDV	2"Std Prt Flng X 1- 1/2"FPT-FKM
MBF200	2"Mnfl Tank Flange 2-1/2"Bolt
MBF200BD	2"Manfld Flng-Btm Drn-Tnk Fitt
MBF200BDV	2"Manfld Flng-BD-Tnk Fitt-FKM
MBF200CBD	2"Bltd Tank Flg-Cone Bottom Dr
MBF200V	2"Std Prt Flng X 2"Fml Thd-FKM
MBF220	2"FP Mnfld Tnk Flg 2-1/2"Bolts
MBF220BD	2"FP Manfld Flng-Btm Drn-EPDM
MBF220BDV	2"FP Manfld Flng-Btm Drn-FKM
MBF222	2"FP Mnfld Tnk Flg w/3.25"Blts
MBF223	2"FP Mnfld Blt Tnk Flg 3"Bolts
MBF235	2"Mnfl Tank Flange 3-1/2"Bolt
MBF300	3" Flange X Female Thrd-EPDM
MBF300BD	3" Flange X 3" Fml Thread-EPDM
MBF300BDV	3" Flng X 3"Fml Thrd-FKM
MBF335BD	3"MNFLDX3"BTM DRN,EPDM 3.25"BL

## Polypropylene Vent Cap / Anti Vortex

PART NUMBER	DESCRIPTION
VC230	2" Vent Cap with Screen
VC330	3" Vent Cap with Screen

# VALVES

## 3 Way Polypropylene Ball Valves

PART NUMBER	DESCRIPTION
V075SL1	3-Way 3/4" FPT-1" Port SL T- Hndl
V075SLE	3 Way 3/4" FPT-1" Port SL-EPDM
VT100SL	3-Way 1" FPT, 1" Port Sd Ld T-Hnd
VT200BL	2" 3-Way Bottom Load w/T Hndle
VT200SL	2" 3-Way Side Load w/T Handle
V075BL	3 Way 3/4" FPT, 1" PRT-Bottom Ld
V075SL	3-Way 3/4" FPT, 1" Port- Side Ld
V125BL	3 WAY 1-1/4" FPT, 1-1/2" PORT
V125SL	3 WAY 1-1/4" FPT, 1-1/2" PRT-SIDE
V100BL	1" Bottom Load 3 Way Valve
V150BL	3 WAY 1-1/2" FPT 1-1/2" PRT BOTL
V150SL	3-WAY 1-1/2" FPT, 1- 1/2" PRT- SL
V200BL	3 WAY 2" FPT, 2" PORT-BOTTOM LD
V100SL	1" Side Load 3 Way Valve
<b>V200SL</b>	<b>3-WAY 2" FPT, 2" PORT-SIDE LOAD</b>



## Polypropylene Bolted Valves

PART NUMBER	DESCRIPTION
V050	1/2" FPT X 3/4" Port Poly Vlve
V075	3/4" FPT X 3/4" Port Poly Valve
V100	1" Standard Port Poly Valve
V100FP	1" FPT x 1" Port Poly Valve
V125	1-1/4" FPT X PORT POLY VALVE
V125FP	1-1/4" FPT X 1-1/2" PORT VALVE
V150	1-1/2" FPT X 1-1/2" PORT VALVE
V150/200	1-1/2" X 2" FPT POLY BALL VLV
V200	2" FPT X 1-1/2" PORT POLY VLVE
V200FP	2" FPT X 2" PORT POLY VALVE
V204FP	2" VLV-FML NPT X FML NPT THD-FP
V300	3" FPT X 2 1/2" PORT POLY VLVE
V300FP	3" FPT X 3" PORT POLY VALVE
V400	4" FPT X 3 1/2" PORT POLY VLVE
VFMT200FP	2" Male Adpt X 2" NPT Thrd-2" PRT
<b>VFMT204FP</b>	<b>2" Vlv-Male NPT X Male Adpt-FP</b>



## Polypropylene Electric Manifold Valves

PART NUMBER	DESCRIPTION
MEV100BLCF	1" Btm Ld Mnfd EV 3/4Sec 3Wire
MEV100CF	1" Manifold EV 3/4 Sec 3 Wire
MEV100CF4	1" Mnfld Electric Vlv - 4 Wire
MEV100CFL5	1" Electric Valve w/Flange & 5'
MEV100FP	1" FP Mnfld /Thd Electric Vlv
MEV100SLCF	1" Sd Ld Mnfld EV 3/4Sec 3Wire
MEV101SLCF	1" SL Elec Mnfld 3 Wire AWBBCR
MEV102CF	1" Mnfld 2 EV Assm-2" In-1" Out
MEV1033	1" 3 Vlv Assm 2" In 1" Out w/Conn
MEV103CF	1" Mnfld 3 EV Assm - 2" In-1" Out
MEV103CF4	1" Mnfld 3 Vlv Assembly-4 Wire
MEV103CFL5	1" Mnfld 3 EV Assm - 2" In-1" Out
MEV103CFPB	1" Mnfld 3 EVPB Assm-2" In-1" Out
MEV104CF	1" Mnfld 4 EV Assm - 2" In-1" Out
MEV1055	1" 5 Vlv Assm 2" In-1" Out w/Conn
MEV105CF	1" Mnfld 5 EV Assm - 2" In-1" Out
MEV110CF	1" Elec Mnfld w/Cnctr ARBBCWDG
MEV111CF	1" Elec Vlv-Mnfld EP ABBPCWDR
MEV112CF	1" Elec Valve w/Cnctr ABBWCR
MEV200CF	2" 3 Wire On/Off Manifold Valv
MEV212CF	2" Elec Mnfld w/Cnctr ABBWCR
MEVR1022CF	1" Mnfld Reg VE 8Sec 2Wire ARBB
MVE1000	1" Mnfld 4 Vlv Assm-2" In-1" Out
MVE1002	1" Mnfld 3 Vlv Assm-2" In 1" Out
<b>MVE103CFV</b>	<b>1"-3 Vlv Assm-2" In- 1" Out-FKM</b>



## Polypropylene Manifold Valves

PART NUMBER	DESCRIPTION	PART NUMBER	DESCRIPTION
MPRV100-100	100 PSI Pressure Relief Valve	MV200SL	2" Std Prt SL Mnfld Flange VLV
MPRV100-125	125 PSI Pressure Relief Valve	MV220BL	2" FP Flanges X 2" FPT Inlet
MPRV100-150	150 PSI Pressure Relief Valve	MV220CF	2" FP - 4 Bolt Flanged Valve
MV100BL	1" Manifold Valve-Bottom Load	MV220SL	2" X FP Flanges X 2" FPT Inlet
MV100CF	1" Full Port Valve With C-Flng	MV300CF	3" Flanged Manifold Valve
MV100FP	1" FP- Female Thd X Manifold End	MVS220FP	2" FP Flange X 2" Stby Ball VI
MV100SL	1" Side Load Manifold 3 Way Vlv	MVSF300	3" Stby Vlv QDC x Flng Lng Hndl
MV200BL	2" Std Prt BL Mnfld Flange VLV	MVT200CF	2" Valve w/C-Flng & T-Handle
MV200CF	2" X 2" Clamp Valve	MVT220CF	2" FP 4 Bolt Flngd Vlv-w/T Hndl



## Polypropylene Nozzle Valves

PART NUMBER	DESCRIPTION
UVA100FP	1" FPT, 1" Port (Angle)
V10162	1" Short Nozzle Pipe
VA100	1" FPT, 3/4" Port
VA150	1-1/2" FPT, 1-1/2" Port
VA150E	1- 1/2"FPT Full Port Angle-EPDM
VA151	1-1/2"Angle Vlv w/Yellow Hndle
VA200	2" FPT, 1- 1/2" Port
VA200/150	2" FPT, 1-1/2" Nozzle Pipe
VA200FP	2" FPT, 2" Port
VA200FPB	2" FULL PORT ANGLE VALVE BSP
<b>VN100</b>	<b>1" Poly Nozzle Valve</b>



## Polypropylene Pinch Valves

PART NUMBER	DESCRIPTION
UV075FP	3/4" FPT, 3/4" Port Union Vlv
UV075FPV	3/4 X 3/4 Poly Union Vlv-FKM
<b>UV100FP</b>	<b>1" FPT, 1" Port Union Valve</b>



## Polypropylene Stubby Valves

PART NUMBER	DESCRIPTION
MVSMT300	3" Mnfld x MT Stby Vlv, Lng Hndl
MVSMT300SH	3" Manifold MT Stubby Valve
VFHB200	2" Vlv Male Adpt X 2" Hose Barb
VMT200	2" Poly Valve MPT End Plate
VMT204FP	2" Male NPT X Female NPT-FP
VS204FP	2" x 2" Female NPT Thread
VSF200	2" Mle Adpt x 2" Fml NPT 1-1/2FP
VSF204FP	2"FP Mle Adptr x Fml NPT Thrds
VSF300	3" 'F' Stby Vlv w/ Long Handle
VSF300A	3" Male Adptr x 3" Fml NPT w/ Cap
VSF300SH	3" "F" Stubby Valve

PART NUMBER	DESCRIPTION
VSFHB150	1-1/2" Short Vlv Hose Barb EP
VSFHB200	2" Hose Brb x Mle Adptr Ply Vlv
VSFMT200	2" Mle Adpt x 2" Mle NPT 1-1/2FP
VSFMT204FP	2"FP Mle Adptr x Mle NPT Thrds
VSFMT300	3" Stby Vlv QDCxFlng Lng Handle
VSFMT300SH	3" Stubby QDC x MPT w/SH Handle
VSMT200CF	2" Stubby Vlv-MPT x Manifold
VSMT204FP	2"FP Male NPT x Fml NPT Thread
VSMT300	3" MT Stby Vlv w/ Long Handle
<b>VSMT300SH</b>	<b>3" MT Stubby Valve</b>



## Polypropylene Union Valves

PART NUMBER	DESCRIPTION
UV050FP	1/2" FPT, 3/4" Port Union Vlv
UV100FPV	1" X 1" Poly Union Valve-FKM
UV125FP	1-1/4" FPT, 1-1/2" Port Union Vlv
UV125FPV	1-1/4X1- 1/4 Poly Union Vlv-Vit
UV150FP	1-1/2" FPT, 1-1/2" Port Union Vlv
UV150FPV	1-1/2X1-1/2 Poly Union Vlv-FKM
UV200FP	2" X 2" Union Valve Poly
UV200FPBN	2" Buna Union Valve
UV200FPV	2" X 2" Poly Union Vlv FKM
UV204FPV	2" FP Union w/EP Turned-FKM
<b>UVA100FPV</b>	<b>1" Angle Union Valve-FKM</b>



## Polypropylene Electric Valves

PART NUMBER	DESCRIPTION
VE10200	1" Electric Valve Repair Kit
VE20200	1-1/2" & 2" VE Repair Kit
VE25200	2" FP Electric Vlv Repair Kit
VER1003	1" Reg Elec Vlv 4 Sec 3 Wire
VER1253	1-1/4" Reg Elec Vlv 4Sec 3Wire
<b>VER1254</b>	<b>1-1/4" Reg Elec Vlv 4Sec 2Wire</b>



# HOSES

## SPRAY HOSE

### EPDM Rubber Spray Hose (Black)

Bulk Hoses

P/N	I.D. X O.D.	LENGTH	SPIRAL	WT.100'	W.P.
<i>AG 200 Hose (also available in red)</i>					
10031600	1/4" x 1/2"	500'	2	9.0#	
10031620	3/8" x 11/16"	500'	2	14.0#	
10031630	1/2" x 13/16"	500'	2	21.0#	
10031640	5/8" x 15/16"	500'	2	24.0#	
10031650	3/4" x 1-1/8"	500'	2	32.0#	
10031660	1" x 1-25/64"	500'	2	44.0#	
<i>AG 300 (also available in red)</i>					
10031700	1/4" x 9/16"	500'	2	12.0#	
10031720	3/8" x 23/32"	500'	2	17.0#	
10031730	1/2" x 27/32"	500'	4	25.0#	
10031740	5/8" x 1"	500'	4	30.0#	
10031750	3/4" x 1-5/32"	500'	4	37.0#	
10031760	1" x 1-25/64"	500'	4	53.0#	
<i>3000 SERIES (also available in red)</i>					
10040507	1-1/4"x1-25/32"	250'	4	77.0#	200#
10041007	1-1/2"x2-1/32"	200'	4	86.0#	200#
10041011	2" x 2-1/2"	300'	4	108.1#	150#

**Applications:** Versatile general purpose hose,herbicide. The EPDM tube and cover resists heat. Suitable for applications such as oil mist lubricating air lines, but NOT suitable for the transfer of petroleum products.

**Construction:** Closely plied reinforcement of 2 or 4 spiral high tensile textile cord provides excellent coupling retention and kink resistance.

**Working Pressure:** AG 200 is 200 P.S.I., AG 300 is 300 P.S.I.

**Fittings:** Universal quick couplings, long or short shank, insert type, reusable.

**Note:** 85% of 1/4"-1" reels come in a single 500' length. The reels may have up to 3 pieces, the minimum length of any one piece is 50'. Contact Apache for pricing on red cover hose.

**WARNING:** Not for use with anhydrous ammonia.



## Shrink Wrapped Coil w/Lable

P/N	I.D. X O.D.	LENGTH	SPIRAL	WT.100'
<i>AG 200 Hose</i>				
10031548	1/4" x 1/2"	10'	2	0.9#
10031550	3/8" x 11/16"	10'	2	1.4#
10031552	1/2" x 13/16"	10'	2	2.1#
10031553	5/8" x 15/16"	10'	2	2.4#
10031554	3/4" x 1-1/8"	10'	2	3.2#
10031556	1" x 1-25/64"	10'	2	4.4#
10031560	1/4" x 1/2"	25'	2	2.3#
10031562	3/8" x 11/16"	25'	2	3.5#
10031564	1/2" x 13/16"	25'	2	5.3#
10031566	5/8" x 15/16"	25'	2	6.0#
10031568	3/4" x 1-1/8"	25'	2	8.0#
10031570	1" x 1-25/64"	25'	2	11.0#
10031574	1/4" x 1/2"	50'	2	4.5#
10031576	3/8" x 11/16"	50'	2	7.0#
10031578	1/2" x 13/16"	50'	2	10.5#
10031580	5/8" x 15/16"	50'	2	12.0#
10031582	3/4" x 1-1/8"	50'	2	16.0#
10031584	1" x 1-25/64"	50'	2	22.0#
<i>AG 300</i>				
10031670	1/4" x 9/16"	10'	2	1.2#
10031671	3/8" x 23/32"	10'	2	1.7#
10031672	1/2" x 27/32"	10'	4	2.6#
10031673	5/8" x 1"	10'	4	3.0#
10031674	3/4" x 1-5/32"	10'	4	3.8#
10031675	1" x 1-25/64"	10'	4	5.3#
10031676	1/4" x 9/16"	25'	2	3.0#
10031678	3/8" x 23/32"	25'	2	4.3#
10031682	1/2" x 27/32"	25'	4	6.3#
10031684	5/8" x 1"	25'	4	7.5#
10031686	3/4" x 1-5/32"	25'	4	9.3#
10031688	1" x 1-25/64"	25'	4	13.3#
10031689	1/4" x 9/16"	50'	2	6.0#
10031690	3/8" x 23/32"	50'	2	8.5#
10031692	1/2" x 27/32"	50'	4	12.5#
10031694	5/8" x 1"	50'	4	15.0#
10031696	3/4" x 1-5/32"	50'	4	18.2#
10031698	1" x 1-25/64"	50'	4	26.5#

**Packaged:** Shrink wrapped coil with point of purchase color label for convenient retail sale.

## Reels Available To Ship Ups

P/N	I.D. X O.D.	WT. 100'
<i>AG 200</i>		
10031664	3/8" x 400'	60.4#
10031665	1/2" x 250'	60.0#
10031666	5/8" x 225'	64.4#
10031667	3/4" x 150'	54.5#
10031668	1" x 125'	54.1#
<i>AG300</i>		
10031713	3/8" x 350'	61.3#
10031714	1/2" x 200'	48.2#
10031715	5/8" x 200'	57.4#
10031716	3/4" x 150'	59.6#
10031717	1" x 100'	51.8#

Note: Reels meet UPS weight and size criteria.

## Boxed

P/N	I.D. X O.D.	WT. 100'
<i>AG 200</i>		
10031850	3/4" x 100'	36.3#
10031860	1" x 100'	43.3#
<i>AG300</i>		
10031950	3/4" x 100'	42.8#
10031960	1" x 100'	53.7#
10041119	1-1/4" x 100'	78.5#
10041120	1-1/2" x 100'	90.4#

## Pvc 600# Spray Hose

BULK HOSE

P/N	I.D. X O.D.	LENGTH	BRAID	W.P.	WT. 100'
15010002	3/8" x 0.65"	300'	1	600#	13.4#
15010006	1/2" x 0.79"	300'	1	600#	17.6#
15010008	5/8" x 0.96"	300'	1	600#	25.6#
15010009	3/4" x 1.14"	300'	1	600#	34.5#



**Applications:** PVC high pressure spray hose for use with fertilizers, herbicides, and insecticides in agricultural and lawn spray service, carpet cleaning, and roof cleaning industries.

**Construction:** PVC tube and cover; co-extruded with a single braided synthetic cord.

**Features:** Black tube and yellow ribbed non-marking cover, lightweight, flexible/abrasion resistant hose.

**Fittings:** Hydraulic type crimp-on fittings.

**Temp. Range:** 25°F to 150°F. W.P.: Applicable @68°F.

**WARNING:** Not for transfer of anhydrous ammonia. Not for use with aromatic based hydrocarbons (Xylene).



## Pvc 800# Spray Hose

Bulk Hose

P/N	I.D. X O.D.	LENGTH	BRAID	W.P.	WT. 100'
15010016	3/8" x 0.687"	300'	1	800#	13.7#
15010017	1/2" x 0.844"	300'	1	800#	18.0#
15010020	5/8" x 1.03"	300'	1	800#	32.0#
15010019	3/4" x 1.14"	300'	1	800#	30.3#



**Applications:** PVC high pressure spray hose for use with fertilizers, herbicides, and insecticides in agricultural and lawn spray service, carpet cleaning, and roof cleaning industries.

**Construction:** PVC tube and cover; co-extruded with a single braided synthetic cord.

**Features:** Black tube and green non-marking cover, lightweight, flexible/abrasion resistant hose.

**Fittings:** Hydraulic type crimp-on fittings.

**Temp. Range:** -10°F to 130°F. W.P.: Applicable @68°F.

**WARNING:** Not for transfer of anhydrous ammonia. Not for use with aromatic based hydrocarbons (Xylene).

## SUCTION HOSE

### Epdm Rubber Suction Hose

Bulk Hose

P/N	I.D. x O.D.	Length	M.B.R.	W.P.	Wt. 100'
12003485	1" x 1-1/2"	100'	4.0"	150#	50#
12003490	1-1/4" x 1-23/32"	100'	6.0"	150#	60#
12003501	1-1/2" x 2"	100'	8.0"	150#	82#
12004001	2" x 2-1/2"	100'	10.0"	150#	101#
12004106	2-1/2" x 3"	100'	14.0"	150#	150#
12004508	3" x 3-17/32"	100'	22.0"	150#	175#
12005700	3-1/2" x 4"	100'	14.0"	150#	235#
12005008	4" x 4-3/4"	100'	22.0"	100#	240#
12005504	6" x 6-7/8"	100'	30.0"	100#	484#



### Assemblies

Cpld. Alum Male X Female Short Shank With Band-It® Clamps

P/N	I.D.	Length	Wt. 100'
98128195	1-1/2"	20'	16.8#
98128300	2"	20'	17.2#
98128320	3"	20'	48.3#
98128332	4"	20'	64.8#
98128344	6"	20'	109.4#

**Applications:** A lightweight and flexible suction/discharge hose for the agriculture and construction industries. Will handle full vacuum ratings and pressures up to 150 P.S.I.

**Construction:** EPDM tube reinforced with synthetic cord and dual spiral helix wire. EPDM cover is resistant to abrasion and weathering.

**Assemblies:** Coupled with male x female aluminum short shanks with Band-It® clamps. Std. Length: 100' bulk. Assemblies in other lengths available upon request.

**WARNING:** Not for transfer of anhydrous ammonia. For undiluted chemicals, consult Apache customer service for hose recommendations.

### Enforcer – Reinforced Fertilizer Solution Hose

Bulk Hose

P/N	I.D. X O.D.	LENGTH	VAC.RAT.	M.B.R.	W.P.	WT. EA.
R12012962	1-1/2" x 1.87"	50'	29.8in/HG	3.0"	100#	23.5#
R12012964	2" x 2.66"	50'	29.8in/HG	5.5"	100#	43.5#
R12012966	3" x 3.86"	50'	29.8in/HG	7.0"	85#	102.5#
R12012968	4" x 4.87"	50'	29.8in/HG	12.0"	70#	114.5#
12012960	1-1/4" x 1.60"	100'	29.8in/HG	3.0"	100#	34#
12012962	1-1/2" x 1.87"	100'	29.8in/HG	3.0"	100#	47#
12012964	2" x 2.66"	100'	29.8in/HG	5.5"	100#	87#
12012966	3" x 3.86"	100'	29.8in/HG	7.0"	85#	205#
12012968	4" x 4.87"	100'	29.8in/HG	12.0"	70#	229#

**While Supplies Last! Special 50' Bulk Lengths Call 1-800-553-5455**

New improved helix!



**Applications:** A reinforced, flexible suction/discharge hose for the agricultural and construction industries. Hose is resistant to diluted herbicides and pesticides with good flexibility in sub-zero weather.

**Construction:** EPDM tube with polyethylene helix and a high tensile fabric reinforcement.

**Temp. Range:** -30°F to 140°F. W.P., M.B.R., and Vac.

**Rating:** Applicable @72°F. Assemblies available upon request.

## Fertilizer Solution Suction / Discharge Hose

Bulk Hose


*Epdm Rubber With Polyethylene Helix (Yellow)*

P/N	I.D. X O.D.	LENGTH	VAC.RAT.	M.B.R.	W.P.	WT. EA.
R12012795	1" x 1.34"	50'	28 in/HG	4.0"	80#	11.5#
R12012797	1-1/4"x1.61"	50'	28 in/HG	5.0"	70#	15.0#
R12012800	1-1/2"x1.96"	50'	28 in/HG	6.0"	60#	23.5#
R12012805	2" x 2.49"	50'	28 in/HG	9.0"	60#	34.5#
R12012807	2-1/2"x3.00"	50'	28 in/HG	11.0"	50#	46.5#
R12012810	3" x 3.60"	50'	28 in/HG	12.0"	50#	59.5#
R12012815	4" x 4.69"	50'	28 in/HG	17.0"	45#	90.5#
12012795	1" x 1.34"	100'	28 in/HG	4.0"	80#	23.0#
12012797	1-1/4"x1.61"	100'	28 in/HG	5.0"	70#	30.0#
12012800	1-1/2"x1.96"	100'	28 in/HG	6.0"	60#	47.0#
12012805	2" x 2.49"	100'	28 in/HG	9.0"	60#	69#
12012807	2-1/2"x3.00"	100'	28 in/HG	11.0"	50#	93#
12012810	3" x 3.60"	100'	28 in/HG	12.0"	50#	119#
12012815	4" x 4.69"	100'	28 in/HG	17.0"	45#	181#
12012928	6" x 6.86"	100'	28 in/HG	27.0"	35#	348#

### Assemblies

Cpld. Alum Male X Female Short Shank With Band-It® Clamps

P/N	I.D. X LENGTH	WT. EA.
98128170	1-1/2" x 20'	10.3#
98128180	2" x 20'	14.9#
98128185	2-1/2" x 20'	20.3#
98128190	3" x 20'	27.0#
98128194	4" x 20'	43.0#



**Applications:** A lightweight, rugged, flexible suction/discharge hose for the agricultural, rental, mining, and construction industries. Hose is resistant to herbicides and pesticides, including Lasso® and has good flexibility even in cold weather.

**Construction:** EPDM with polyethylene helix reinforcement that serves as a scuff strip.

**Assemblies:** Coupled with male x female aluminum short shanks with Band-It® clamps. Assemblies in other lengths and coupling options available upon request.

**Temp. Range:** -30°F to 140°F. W.P., M.B.R., and Vac. Rating: Applicable @68°F.

**WARNING:** Not for transfer of anhydrous ammonia. For undiluted chemicals, consult Apache Customer Service for hose recommendations.

## Liquid Manure Suction Hose – Pvc Sludge / Low Temp (Gray / Green)

Bulk Hose

P/N	I.D. X O.D.	LENGTH	M.B.R.	W.P.	WT. 100'
12026115	1-1/2" x 1.80"	100'	2.7"	70#	47#
12026116	2" x 2.40"	100'	3.5"	70#	68#
12026118	3" x 3.45"	100'	5.0"	55#	114#
12026119	4" x 4.55"	100'	7.0"	45#	174#
12026120	6" x 6.60"	20'/25'/30'	10.0"	35#	322#

**Applications:** A low temp PVC suction and discharge hose for water, light chemicals, and sludge pumping service in the construction, rental, marine, agricultural, and irrigation industries.

**Construction:** A smooth bore hose for maximum flow with a PVC helix for increased flexibility and abrasion resistance. Assemblies in other lengths and coupling options available upon request.

**Temp. Range:** -15°F to 140°F (under static conditions).

**W.P. and M.B.R.:** Applicable @68°F. Bulk Length: 6" I.D. is available only in lengths of 20', 25', or 30'. The maximum bulk length for all other sizes is 100'.

**WARNING:** For undiluted chemicals, contact Apache customer service for hose recommendations.



## Pvc Water Suction Hose – Style K (Clear)

Bulk Hose

P/N	I.D. X O.D.	LENGTH	M.B.R.	W.P.	WT. EA.
R12013590	3/4" x 1.00"	50'	2.0"	100#	10#
R12015003	1" x 1.25"	50'	3.0"	90#	13#
R12016506	1-1/4" x 1.515"	50'	4.0"	70#	16#
R12017006	1-1/2" x 1.81"	50'	5.0"	70#	22.5#
R12017502	2" x 2.34"	50'	7.0"	60#	31.5#
R12017507	2-1/2" x 2.88"	50'	8.0"	60#	45#
R12017515	3" x 3.42"	50'	10.0"	50#	58#
R12017516	4" x 4.49"	50'	14.0"	45#	91#
12013590	3/4" x 1.00"	100'	2.0"	100#	20#
12015003	1" x 1.25"	100'	3.0"	90#	26#
12016506	1-1/4" x 1.515"	100'	4.0"	70#	32#
12017006	1-1/2" x 1.81"	100'	5.0"	70#	45#
12017502	2" x 2.34"	100'	7.0"	60#	63#
12017507	2-1/2" x 2.88"	100'	8.0"	60#	90#
12017515	3" x 3.42"	100'	10.0"	50#	116#
12017516	4" x 4.49"	100'	14.0"	45#	182#
12017517	5" x 5.58"	100'	23.0"	45#	311#
12017518	6" x 6.80"	100'	28.0"	45#	458#

While Supplies Last! Special 50' Bulk Lengths Call 1-800-332-3243

**Applications:** A PVC suction/discharge hose for water, light chemicals, and pumping service in the agricultural, rental, construction, marine, and irrigation industries.

**Construction:** A smooth bore hose made of flexible abrasion resistant extruded clear PVC with a rigid PVC helix. Assemblies available upon request. Also available with black or green helix.

**Temp. Range:** -10°F to 130°F (under static conditions).

**W.P. and M.B.R. (continuous service):** Applicable @68°F.

**Std. Length:** 100' bulk.



## Pvc Water Suction Hose – Style G (Green)

Bulk Hose

P/N	I.D. X O.D.	LENGTH	M.B.R.	W.P.	WT. EA.
12022501	1" x 1.25"	100'	3"	90#	26#
12022505	1-1/4" x 1.51"	100'	4"	70#	32#
12022506	1-1/2" x 1.81"	100'	5"	70#	45#
12023006	2" x 2.34"	100'	7"	60#	63#
12023502	2-1/2" x 2.88"	100'	8"	60#	90#
12024002	3" x 3.42"	100'	10"	50#	116#
12024509	4" x 4.49"	100'	14"	45#	182#
12025009	6" x 6.80"	100'	28"	45#	458#
12025505	8" x 8.94"	30'	40"	40#	212#

### Assemblies

Cpld. Alum Male X Female Short Shank With Band-It® Clamps

P/N	I.D.	LENGTH	WT. EA.
98128005	1-1/2"	1'	5'7.5#
98128010	1-1/2"	20'	9.8#
98128015	1-1/2"	25'	12.0#
98128035	2"	15'	10.5#
98128040	2"	20'	13.7#
98128045	2"	25'	16.8#
98128046	2-1/2"	20'	21.0#
98128053	3"	15'	21.0#
98128055	3"	20'	27.0#
98128057	3"	25'	33.0#
98128058	4"	15'	34.0#



**Applications:** A PVC suction and discharge hose for water, light chemicals, and pumping service in the agricultural, rental, construction, marine, and irrigation industries.

**Construction:** A smooth bore hose made of flexible abrasion resistant extruded PVC with a rigid PVC helix. Assemblies in other lengths and coupling options available upon request.

**Assemblies:** Coupled with male x female aluminum short shanks with Band-It® clamps.

**Temp. Range:** -10°F to 130°F (under static conditions).

**W.P. and M.B.R.:** Applicable @68°F.

**WARNING:** For undiluted chemicals, contact Apache customer service for hose recommendations.



## DISCHARGE HOSE

### Pvc Lay Flat Discharge Hose (Blue)

Bulk Hose

P/N	I.D.	Length	W.P.	Wt. 100'
13026504	1-1/4"	300'	80#	14#
13026505	1-1/2"	300'	75#	14#
13027005	2"	300'	70#	17#
13027501	2-1/2"	300'	60#	22#
13028001	3"	300'	55#	28#
13028508	4"	300'	55#	36#
13029008	6"	300'	50#	65#
13029504	8"	300'	40#	110#
13030006	10"	100'	35#	200#
13030008	12"	100'	35#	243#



#### Assemblies

Cpld. Alum M X F Short Shank W/Band-It® Clamps

P/N	I.D. X LENGTH	WT. EA.
98138010	1-1/2" x 25'	4.2#
98138040	2" x 25'	5.3#
98138060	3" x 25'	10.0#
98138072	4" x 25'	13.9#
98138095	6" x 25'	25.2#
98138015	1-1/2" x 50'	8.0#
98138045	2" x 50'	10.2#
98138065	3" x 50'	19.5#
98138075	4" x 50'	26.4#
98138100	6" x 50'	49.8#

**Applications:** Discharge hose for water, light chemicals, and pumping service in industries. Recommended for open-end discharge, connect to the discharge side of reinforced with 3 ply polyester yarns, one longitudinal ply and two spiral plies. Both tube/cover are extruded simultaneously to obtain maximum bonding.

**Assemblies:** Coupled with male x female aluminum short shanks with Band-It® clamps. Assemblies in other lengths and coupling options available upon request.

**Features:** Strong, lightweight, non-water absorbing, and mildew proof hose that rolls up flat for easy storage. Resistant to oils, grease, many chemicals, and acids.

**Temp. Range:** -5°F to 130°F.

**Warning:** Coupling shank type and method of attachment can reduce the working pressure of the assembly to less than the hose's maximum working pressure.

### Medium Duty Pvc Lay Flat Discharge Hose (Brown)

Bulk Hose

P/N	I.D.	LENGTH	W.P.	WT. 100'
13030014	1-1/2"	300'	120#	21.3#
13030022	2"	300'	120#	28.3#
13030030	2-1/2"	300'	120#	39.6#
13030049	3"	300'	120#	52.6#
13030103	4"	300'	120#	75.0#
13030154	6"	300'	120#	125.0#
13030175	8"	300'	120#	188.6#

#### Assemblies

Cpld. Alum M X F Short Shank W/Band-It® Clamps

P/N	I.D. X LENGTH	WT. EA.
98138120	1-1/2" x 25'	6.0#
98138126	2" x 25'	8.2#
98138138	3" x 25'	16.2#
98138144	4" x 25'	23.6#
98138150	6" x 25'	40.3#
98138124	1-1/2" x 50'	11.6#
98138129	2" x 50'	15.6#
98138141	3" x 50'	29.7#
98138147	4" x 50'	41.9#
98138153	6" x 50'	72.2#

**Applications:** Discharge hose for water, light chemicals, and pumping service in the agricultural, rental, construction, mining, and irrigation industries. Recommended for open-end discharge, connect to the discharge side of pump system only.

**Construction:** Tube/cover are PVC, reinforced with 3 ply polyester yarns, one longitudinal ply and two spiral plies. Both tube/cover are extruded simultaneously to obtain maximum bonding.

**Assemblies:** Coupled with male x female aluminum short shanks and Band-It® clamps. Assemblies in other lengths and coupling options available upon request.

**Features:** Strong, lightweight, non-water absorbing, and mildew proof hose that rolls up flat for easy storage. Resistant to oils, grease, many chemicals, and acids.

**Temp. Range:** -5°F to 130°F.

**Flame Resistant:** USMSHA IC-150/1 (size 1-1/2", 2", and 2-1/2").

**W.P.:** Applicable @70°F.

**Warning:** Coupling shank type and method of attachment can reduce the working pressure of the assembly to less than the hose's maximum working pressure.

## CHEMICAL HOSE

### Apache Modified X-Link Chemical Hose

Bulk Hose

P/N	I.D. x O.D.	Length	Suction	M.B.R.	W.P.	Wt. Ft.
12096400	3/4" x 1.25"	100'	30in/HG	4"	200#	0.45#
12096401	1" x 1.50"	100'	30in/HG	5"	200#	0.56#
12096402	1-1/4"x1-15/16"	100'	30in/HG	6"	200#	0.68#
12096403	1-1/2"x2-3/16"	100'	30in/HG	8"	200#	0.87#
12096404	2"x2-13/16"	100'	30in/HG	9"	200#	1.10#
12096405	3"x3-29/32"	100'	30in/HG	18"	150#	1.79#



**Applications:** Tank truck, barge, ship, or storage tank transfer of a variety of chemical products. Over 950 basic chemicals that are building blocks for numerous chemicals used in a variety of industries.

**Construction:** Contains a wire helix for full suction capability, as well as for routing hoses through tight bends. Its modified cross-linked polyethylene tube stock is best in class for maintaining a tight seal with stainless steel fittings, and is designed for cleaning with open end 50 PSI steam or in a bath containing 10% (NaOH) at 212°F. Cleaning methods while in place may be used.

**Tube:** Tan modified cross-linked polyethylene.

**Cover:** Green EPDM with white spiral stripe.

**Reinforcement:** Synthetic high tensile textile with dual steel wire helix.

**Temp. Range:** -40°F to 250°F (Check with customer service for chemical compatibility for temperatures above 125°F).

**Recommended Couplings:** Tri-Lokt, quick-connecting for fluid transfer up to 125°F. Permanently swaged or crimped solid male, ferrule, or cam and groove for fluid transfer.

**Note:** For applications requiring greater than 90% sulfuric acid contact customer service. Not recommended for "closed steam" cleaning.

### Apache Uhmw Hose (Blue)

Bulk Hose

P/N	I.D. X O.D.	LENGTH	PLIES/BRAIDS	M.B.R.	W.P.	WT. FT.
12096001	1" x 1.52"	100'	2	3.5"	200#	0.63#
12096002	1-1/2"x2.13"	100'	2	4.0"	200#	1.03#
12096003	2" x 2.64"	100'	2	6.0"	200#	1.33#
12096004	2-1/2"x3.13"	100'	2	7.0"	200#	1.78#
12096005	3" x 3.73"	100'	2	9.0"	200#	2.12#
12096006	4" x 4.68"	100'	2	10.0"	150#	2.83#



**Construction:** The most flexible UHMW hose available. Durable, corrugated cover full suction and discharge hose. Clear ultra high molecular weight polyethylene tube conveys 98% of the most common chemicals without leaching/contamination.

**Tube:** Clear ultra high molecular weight polyethylene (UHMW).

**Cover:** Corrugated EPDM.

**Reinforcement:** Textile plies with dual steel helix wires. **Recommended Couplings:** CamLok, crimped ferrules, or banded.

**Temp. Range:** -40°F to 250°F (Warning! Check chemical temperature and concentration).

### Apache Uhmw Crush And Kink Resistant Hose (Green)

Bulk Hose

P/N	I.D. x O.D.	Vac.	M.B.R.	W.P.	Wt. Ft.
12095600	1" x 1.50"	Full	4"	200#	0.49#
12095601	1" x 1.50"	Full	5"	200#	0.67#
12095602	2" x 2.66"	Full	8"	200#	1.28#
12095604	3" x 3.67"	Full	10"	200#	1.92#



**Applications:** Apache Crush & Kink Resistant UHMW Chemical Hose is designed to reduce hose failures due to abusive transfer applications where kinking or accidental crushing of the hose is common. With its special dual monofilament helix wire construction, this hose stands up to the most difficult applications and bounces back to its original shape. Depending on specific size, this chemical hose is lighter and easier to handle (between 4% and 65%) lighter than old fashioned UHMW chemical hoses. To utilize the maximum temperature and pressure ratings of this hose use permanently crimped- on couplings.

**Tube:** Clear Ultra High Molecular Weight Polyethylene. **Cover:** Green EPDM with orange mylar brand. **Length:** To 100'.

**Reinforcement:** Multiple plies of polyester tire cord with dual monofilament helix wires with static wire.

**Temp. Range:** -40°F to +180°F (may be used at +212°F intermittent). Consult Apache Chemical Resistance Chart for chemical compatibility and temperature.

**Warning:** Elevated temperatures can change the chemical resistance rating of Apache Crush and Kink Resistant UHMW chemical hose. Check your Apache Chemical Resistance charts to verify that the chemical to be transferred is rated for use with the UHMW tube at the temperature and concentration listed. Most chemicals become more aggressive at higher the temperatures, reducing the ability of the tube to withstand them. Compatibility information is available from Apache. If no data exists, it is the user's responsibility to determine if the hose is compatible with the chemicals to be transferred. NEVER USE APACHE CRUSH AND KINK RESISTANT UHMW CHEMICAL HOSE ABOVE THE PRESSURE RATINGS LISTED.

### Nylon Tube Chemical Hose

Bulk Hose

P/N	I.D. X O.D.	BRAID	W.P.	WT. 100'
10075202	1/4" x 0.51'	1	500#	10#
10075204	3/8" x 0.67'	1	500#	15#
10075206	1/2" x 0.86'	2	500#	26#
10075208	3/4" x 1.15'	2	750#	40#
10075505	1" x 1.50'	2	500#	56#



**Applications:** Recommended for use in air, water, oil base products, butane, propane, chemicals, paints, ammonia, and agricultural sprays.

**Construction:** Molded and vertically braided with a nylon tube reinforced by braided rayon yarn. The cover is oil resistant neoprene.

**Temp. Range:** -40°F to 150°F

## Ag Chemical Transfer Pump Hose

Assemblies

P/N	I.D. X FT.	SPIRAL	FITTINGS	COLOR	WT. 100'
98108992	1" x 12'	4	Poly	Red	6.5#
98108993	1" x 14'	4	Poly	Red	7.6#
98108743	1" x 12'	2	Die Cast Steel	Black	7.0#



**Applications:** General purpose EPDM chemical transfer pump hose for various agricultural herbicides and insecticides. Consult Apache for resistance to specific undiluted chemicals. Hose has limited oil resistance.

**Construction:** EPDM cover with a black tube, reinforced with multi-spiral polyester yarn.

**Poly Coupled:** Male pipe thread hex head hose barbs with 5/8" wide smooth I.D. clamp on each end.

**Die Cast Coupled:** Male pipe thread hex head hose barbs with crimp-on aluminum ferrules on each end.

**WARNING:** Not for transfer of anhydrous ammonia.

## Anhydrous Ammonia Hose – Nylon

Assemblies Series 7262

P/N	I.D. X FEET	P/N	I.D. X FEET	P/N	I.D. X FEET
98108005	1/2" x 2'	98108190	3/4" x 25'	98108240	1" x 9'
98108015	1/2" x 3'	98108195	3/4" x 30'	98108245	1" x 10'
98108020	1/2" x 4'	98108202	3/4" x 50'	98108247	1" x 10.5'
98108025	1/2" x 5'	98108203	1" x 1.46'	98108250	1" x 12'
98108030	1/2" x 6'	98108204	1" x 1.63'	98108255	1" x 12.5'
98108035	1/2" x 8'	98108208	1" x 1.67'	98108258	1" x 13'
98108045	1/2" x 10'	98108214	1" x 1.83'	98108260	1" x 14'
98108050	1/2" x 12'	98108205	1" x 2'	98108265	1" x 15'
98108065	1/2" x 15'	98108210	1" x 2.5'	98108270	1" x 16'
98108070	1/2" x 16'	98108211	1" x 2.7'	98108275	1" x 17'
98108085	1/2" x 20'	98108212	1" x 2.8'	98108280	1" x 18'
98108090	1/2" x 25'	98108215	1" x 3'	98108290	1" x 25'
98108095	1/2" x 30'	98108218	1" x 3.5'	98108295	1" x 30'
98108100	1/2" x 50'	98108219	1" x 3.75'	98108305	1-1/4" x 2'
98108125	3/4" x 5'	98108220	1" x 4'	98108310	1-1/4" x 2.5'
98108130	3/4" x 6'	98108223	1" x 4.5'	98108315	1-1/4" x 2.7'
98108145	3/4" x 10'	98108225	1" x 5'	98108317	1-1/4" x 2.8'
98108155	3/4" x 12.5'	98108230	1" x 6'	98108320	1-1/4" x 3'
98108160	3/4" x 14'	98108233	1" x 7'	98108325	1-1/4" x 4'
98108170	3/4" x 16'	98108235	1" x 8'	98108330	1-1/4" x 5'
98108185	3/4" x 20'	98108236	1" x 8.7'	98108335	1-1/4" x 6'

P/N	I.D. X FEET	P/N	I.D. X FEET
98108340	1-1/4" x 8'	98108400	1-1/4" x 25'
98108350	1-1/4" x 9'	98108405	1-1/4" x 30'
98108355	1-1/4" x 10'	98118005	1-1/2" x 12'
98108360	1-1/4" x 12'	98118030	1-1/2" x 20'
98108365	1-1/4" x 12.5'	98118045	2" x 12'
98108370	1-1/4" x 14'	98118060	2" x 15'
98108375	1-1/4" x 15'	98118065	2" x 18'
98108380	1-1/4" x 16'	98118067	2" x 19'
98108390	1-1/4" x 18'	98118070	2" x 20'
98108395	1-1/4" x 20'	98118075	2" x 30'



**Construction:** Designed to handle anhydrous ammonia to 350 P.S.I. working pressure with a 5:1 safety factor (1750 P.S.I. minimum burst). Degradation resistant, nylon reinforcement provides flexibility with high tensile strength. High quality synthetic compound cover provides excellent ozone and abrasion resistance. Compatible with N-Serve® when used in recommended concentrations. Meets or exceeds RMA/TFI/ANSI.

**Tube:** High quality synthetic compound.

**Cover:** Perforated black with green stripe.

**Reinforcement:** Multiple nylon braids.

**Temp. Range:** -40°F to 180°F.

**Branding:** (Side 1 embossed) Parker Dayco USA 7262 Nylon Anhydrous Ammonia - (mfg. year) - Remove No Later Than (year) - 350 P.S.I. MAX W.P. RMA (s/n) - Caution Anhydrous Ammonia Use Only. (Side 2) Green identification stripe.

**Length:** Various lengths on reels for 1/2" to 1". Various 45'-100' lengths for 1-1/4" to 2".

**Fittings:** Series 7661 or Parker Dayco hydraulic crimp couplings. Usage: This hose provides the flexibility required for farm or field applications.

**WARNING:** For anhydrous ammonia use only. Do not use in LPG, natural gas or refrigeration applications. Do not use with male swivel couplings. Contact Apache for additional sizes and lengths.



# TUBING

## Non-Reinforced Eva Tubing

Natural Bulk Hose

*Coiled*

I.D. X WALL	P/N	LENGTH	WT. 100'
1/4" x 1/8"	15015610	500'	4.0#
3/8" x 1/8"	15016000	500'	5.6#
7/16" x 1/8"	15016507	500'	6.2#
1/2" x 1/8"	15017007	500'	7.1#
5/8" x 1/8"	15017252	250'	7.8#
3/4" x 1/8"	15017503	250'	14.0#
1" x 1/8"	15018003	200'	24.0#
1" x 5/32"	15018050	100'	26.0#
1-1/4" x 1/4"			

*Shrink Wrapped Coil W/Label*

P/N	LENGTH	WT. 100'
15018622	25'	2.1#
15018632	50'	4.3#
15018624	25'	2.5#
15018634	50'	5.0#
15018626	25'	3.5#
15018636	50'	7.0#
15018628	25'	6.0#
15018638	50'	12.0#

**Applications:** Used in agricultural, lawn and chemical transfer. Handles common herbicides and insecticide solutions, including Monsanto's Lasso®. Used for the application of anhydrous ammonia, aqua ammonia, phosphates and all liquid fertilizers.

**Construction:** Ethyl vinyl acetate plastic tubing.

**Temp. Range:** For natural EVA tubing -30°F to 140°F.

**Features:** Good chemical/weather resistance. Black tubing has a higher ozone resistance than standard EVA tubing.

**W.P.:** 120PSI applicable @ 75oF

**WARNING:** Not for transfer of anhydrous ammonia under pressure. Recommended for open-end discharge only.

*Boxed Coil*

P/N	LENGTH	WT. 100'
15018525	100'	8.5#
15018530	100'	10.0#
15018535	100'	12.0#
15018534	100'	14.0#
15018537	100'	24.0#
15018536	100'	26.0#
15018518	100'	29.0#

*Black Bulk Hose Reel*

I.D. X WALL	APACHE P/N	LENGTH	WT. 100'
3/8" x 1/8"	15016007	500'	5.6#

## Reinforced Eva Tubing

Bulk Hose

*Natural – Coil*

P/N	I.D. X O.D.	TEMP. RANGE	LENGTH	W.P.@68OF	WT. 100'
15018559	1/4" x 0.385"	-50°F to 125°F	300'	250#	3.0#
15018560	3/8" x 0.593"	-50°F to 125°F	300'	250#	10.1#
15018570	1/2" x 0.720"	-50°F to 125°F	300'	250#	12.3#
15018572	5/8" x 0.87"	-50°F to 125°F	300'	200#	11.8#
15018574	3/4" x 1"	-50°F to 125°F	300'	150#	16.1#
15018576	1" x 1.312"	-50°F to 125°F	300'	150#	24.7#

*UNIVERSAL BRAIDED (BLACK) – COIL*

P/N	I.D. X O.D.	TEMP. RANGE	LENGTH	W.P.@68OF	WT. 100'
15018540	3/8" x 0.593"	-50°F to 125°F	5000'	250#	10.1#
15018543	1/2" x 0.720"	-50°F to 125°F	5000'	250#	12.3#
15018546	3/4" x 1"	-50°F to 125°F	5000'	150#	16.1#

**Applications:** Used in agricultural, lawn and chemical transfer. Handles common herbicides and insecticide solutions, including Monsanto's Lasso®. Used for the application of anhydrous ammonia, aqua ammonia, herbicides, phosphates and all liquid fertilizers.

**Construction:** Ethyl vinyl acetate plastic tubing with polyester textile yarn reinforcement.

**Features:** Good chemical and weather resistance. Solid black coloring of this tubing cover provides better UV and ozone resistance than the standard natural colored tubing.

**WARNING:** Not for transfer of anhydrous ammonia under pressure. Recommended for open-end discharge only.

## Non-Reinforced Clear Vinyl Tubing

Bulk Hose Boxed

P/N	I.D. X WALL	LENGTH	W.P.	WT. 100'	P/N	I.D. X WALL	LENGTH	W.P.	WT. 100'
15003006	1/4" x 1/16"	100'	50#	3.2#	15007008	3/4" x 1/8"	100'	35#	18.0#
15004002	3/8" x 1/16"	100'	40#	4.5#	15007508	7/8" x 1/8"	100'	30#	22.0#
15004509	1/2" x 1/16"	100'	25#	5.8#	15008012	1" x 1/8"	100'	25#	24.0#
15005009	1/4" x 1/8"	100'	70#	7.7#	15008055	1-1/4" x 1/4"	50'	40#	32.5#
15005505	3/8" x 1/8"	100'	60#	10.3#	15008910	1-1/2" x 1/4"	50'	35#	38.1#
15006005	1/2" x 1/8"	100'	45#	12.9#	15009027	2" x 1/4"	50'	30#	46.5#
15006501	5/8" x 1/8"	100'	40#	15.5#					

**Applications:** Ideal for liquids and also used as sight gauge on storage tanks.

**Construction:** Polyvinyl chloride. **Temp. Range:** For open end discharge 5°F to 149°F.

**Features:** A clear, flexible, and lightweight tubing that provides full-flow viewing.

**Benefits:** Good to excellent resistance to acids, fair to excellent resistance to alkalies, and excellent resistance to most solvents, except ketones, esters, and some aromatic hydrocarbons.

## Reinforced Clear Vinyl Tubing

### Bulk Hose Coils

P/N	I.D. X O.D.	LENGTH	W.P.	WT. EA.
15011505	1/4" x 0.438"	300'	250#	5.6#
15012501	3/8" x 0.594"	300'	225#	9.2#
15013001	1/2" x 0.750"	300'	200#	13.5#
15013508	5/8" x 0.875"	300'	200#	16.2#
15014008	3/4" x 1.025"	300'	150#	21.1#
15014504	1" x 1.312"	200'	125#	31.2#
15015004	1-1/4" x 1.656"	100'	100#	51.0#
15015500	1-1/2" x 1.937"	100'	100#	65.0#
15015608	2" x 2.50"	100'	75#	98.0#

### 150# Industrial Grade – Coils

P/N	I.D. X O.D.	LENGTH	W.P.	WT. EA.
15005646	1/4" x 0.438"	300'	150#	21.0#
15005648	3/8" x 0.594"	300'	150#	30.0#
15010988	5/8" x 0.875"	25'	150#	3.8#
15010989	5/8" x 0.875"	50'	150#	7.6#
15010990	5/8" x 0.875"	100'	150#	15.2#
15005650	1/2" x 0.750"	300'	150#	39.0#
15010983	1/2" x 0.750"	25'	150#	3.4#
15010984	1/2" x 0.750"	50'	150#	6.8#
15010985	1/2" x 0.750"	100'	150#	13.5#

### Shrink Wrapped Coil W/Label

P/N	I.D. X O.D.	LENGTH	W.P.	WT. EA.
15010978	3/8" x 0.594"	25'	225#	2.2#
15010979	3/8" x 0.594"	50'	225#	4.4#
15010980	3/8" x 0.594"	100'	225#	8.8#
15010998	3/4" x 1.025"	25'	150#	5.4#
15010999	3/4" x 1.025"	50'	150#	9.8#
15011000	3/4" x 1.025"	100'	150#	19.7#
15011003	1" x 1.312"			
15011004	1" x 1.312"			
15011005	1" x 1.312"			



**Applications:** Use when a clear hose needing reinforcement and higher working pressures is required. Good for applications such as air, water and pneumatic lines.

**Construction:** Profile formulated to comply with FDA requirements. Clear polyvinyl chloride reinforced with synthetic cord.

**Temp. Range:** -20oF to 150oF (higher temperatures = lower working pressures).

**Recommended Couplings:** Standard shank fittings with ferrules or clamps, normally use on rubber hoses.

**WARNING:** Not for transfer of anhydrous ammonia.

# CHEMICAL MIXING, MEASURING & INJECTING

## MEASURING CYLINDARS

- 16" vented lid
- Stand is drilled and ready to be bolted down
- 1 1/2" and 2" Male Molded bottom fittings



## CHEMICAL PROCESSOR

- Loads Chemical from totes or barrels without a pump
- Mechanical Measuring-No Meters
- Induction of Chemical from Jugs
- Rinses both Cones
- Rinses Jugs
- 30 gallon suction tank/40 gallon pour/mix tank



## RECIRCULATING BATCHMASTER

- 3 point recirculating Inductor Tank with 5.5 HP Honda Engine with 2" Banjo Poly Pump
- Powers an entire Loading system
- Capable of Mixing Dry Chemicals



## CHEMICAL INJECTOR

- Injects Chemicals in Pressure Line
- Keeps Pump Free of Chemical
- Cone Rinse System
- Anti-Vortex Plate
- Capable of Mixing Dry Chemicals



# STEEL & FIBERGLASS TANKS

## VERTICAL MILD STEEL FERTILIZER TANKS

We can custom make any size tank.

All fertilizer tanks will be painted white with a full finish coat polyurethane paint.



## FARM SKID TANKS

We are able to provide tanks meeting various construction codes and product licensing including; API Construction, UL-142, UL-2085, Steel Tank Institute 4 Hour Protected/Insulated (Fireguard), Steel Tank Institute 2 Hour Tested (Flameshield), F921 and F911.

Call for sizes available 419.483.2525



## FIBERGLASS CHEMICAL STORAGE

Sizes available upon request.



# MARINE PRODUCTS

## DOCK FLOATS

Ace floating dock floats are available in standard, large and boatlift configurations providing buoyancy ratings from 230lbs to 4628lbs. Many different dock float sizes and float dock supplies are available to match any application you may be planning. Our floating dock floats and boat lift floats also provide features and benefits that continue to set them apart from other floating dock products, even those that look like ours. You can be assured that Ace dock floats meet the strictest specs and quality standards as well as having an unmatched warranty. That is why professional dock builders around the world choose Ace dock floats.

Meat and produce at the grocery store are priced on a cost per pound times a certified, measured weight basis. You can be confident that you are getting what you pay for. When shopping for dock floats, you should expect the same because what you're really paying for is buoyancy pounds. However, most published buoyancy ratings are calculated based solely on outside dimensions of the float shell. Calculated buoyancy ratings can be as much as 20% higher than the actual buoyancy delivered.

Here is one example: An Ace 36x48x12 float delivers a certified tank-tested buoyancy rating of 656 lbs. The published buoyancy for a competitive float of the same dimensions is 679 lbs, but it actually delivers only 542 lbs (based on an equivalent tank test). That's 20.2% less than published rating and 17.4% less than Ace's equivalent float. Why pay 20% more for a float and actually get 20% less buoyancy? If your dock design is based on calculated buoyancy ratings, you may need to buy 20% more flotation to achieve your design goal. You won't know that until you float your dock sections.

**Don't be fooled! Always ask for tank-tested buoyancy ratings.**

Industry's Only 15-Year Warranty (1st 10 years at 100% Non-Prorated Replacement)

Ace floating dock floats are available in standard, large and boatlift configurations providing buoyancy ratings from 230lbs to 4628lbs. Fifty (54) different dock float sizes and float dock supplies are available to match any application you may be planning.

Our floating dock floats and boat lift floats also provide features and benefits that continue to set them apart from other floating dock products, even those that look like ours. You can be assured that Ace dock floats meet the strictest specs and quality standards. And our warranty is unmatched. That's why professional dock builders around the world choose Ace dock floats.

Ace Dock Floats Exceed All Regulatory, Industry Tests and Environmental Standards for Design, Materials, Quality and Warranty

Not all dock floats are created equally. There are five components required to be the best dock float...

- 1) Highest quality raw materials,
- 2) Field-proven float shell design,
- 3) Void-free EPS foam fill
- 4) Continuous quality testing of materials & completed dock floats
- 5) Certified, tank-tested buoyancy ratings

## Only the Best Materials Used in Dock Float Production

Only the best virgin materials are used in the construction of Ace dock floats. Linear virgin polyethylene resin with UV ray inhibitors and carbon black pigment is used to produce our rotationally molded outer shells. Compliant with FDA Title 21 environmental standards, this resin offers a level of toughness, rigidity, stress-crack resistance and low temperature impact performance unmatched in the industry.

All dock floats are filled with the highest quality EPS foam injected under steam to ensure a solid void-free foam fill that meets the Hunt 7-Day Water Absorption Test and provides a solid foam core for added structural strength.

## A Field-Proven Floating Dock Float Design You Can Trust

Ace's consistent and tested dock float wall thickness is 0.150" nominal. No spot in the dock float shell will be less than 0.125" at any point. That's why Ace dock floats exceed the ASTM Falling Dart Puncture Test even when subjected to -20°F testing temperatures. The float shell is seamless so there are no weak weld points to fail. And, structural ribs on both the top and bottom deliver added strength and durability.

External mounting flanges and slots are an integral part of each dock float design. You never have to penetrate the float body to attach a float to a floating dock frame; so you never compromise the dock float water tight integrity or introduce an unnecessary failure point. And installation is much faster and easier, as well. Use nut, bolt and washer combinations on steel and aluminum frames, and lag screws and washers on wood frame floating docks.

## Backed by the industry's only 15-Year Warranty, USACOE Compliant

Confident with our tested dock float quality and field-tested design, Ace floats are backed by the only 15-year warranty that exceeds the USACOE regulation requiring that the first 8 years offer 100% non-prorated replacement for defective floats. Our warranty provides 100% non-prorated replacement for the first 10 years.

## Why Should You Use the Industry's Best Dock Floats?

If you own a marina, your floating docks and slips are a revenue source you need to protect; and using the best flotation provides the longest useful life, best protection and lowest maintenance cost.

If you're a floating dock builder, Ace dock floats will complement your reputation as a quality dock builder and minimize costly post install maintenance calls.

If you're building your own residential floating dock, use the dock floats the professionals use. Don't settle for less.

## No one else can provide you the quality, the protection and the 54 rotationally-molded dock float sizes that Ace can deliver.

Our blow-molded VersaFloat dock floats are available in 24" x 48" x 12 and 24" x 48" x 16" providing tank-tested drum buoyancy ratings from 425lbs and 580lbs, respectively.

You can be assured that VersaFloats meet the strictest specs and quality standards. And our warranty is unmatched. That's why professional dock builders around the world choose Ace dock floats.

All floats are constructed of recyclable materials  
No CFC is used in foam filling process

## VersaFloat Features and Benefits:

- Covered by 15-year manufacturer's limited warranty against manufacturing defects with 100% non-prorated replacement for 1st 10 -years and prorated for the balance of the warranty
- A blow-molded outer shell that is 30% stronger than the toughest roto-molded shells
- 80% more resistance to damage from collisions/impacts at low temperatures than other designs
- Built-in mounting flanges for a strong, positive connection to your dock frame
- An EPS foam fill, steamed for minimal water absorption
- External mounting flanges and slots for easy installation without compromising float integrity
- Tank-tested buoyancy ratings to be within +/-5% of published buoyancy ratings
- Available in 24"W x 48"L x 12" (VF2448-12) or 16" (VF2448-16) with 409 lbs and 546 lbs buoyancy respectively
- Tank tested buoyancy ratings to be within +/- 5% of published buoyancy ratings





# DOCK FLOAT SIZES

Sizes are shown in the table below with the fully submerged buoyancy rating and a PDF manufacturing drawing for each size. Some float sizes marked by an \* can be shipped via FedEx Ground, while all other sizes must be shipped by common carrier.

PART NO.	DESCRIPTION	WEIGHT	DIMENSIONS	BUOYANCY
FF1248-20	Float Drum	26	12 x 48 x 20	359
FF1848-36	Float Drum	53	18 x 48 x 36	966
FF2072-08	Float Drum	33	20 x 72 x 08	360
FF2072-10	Float Drum	38	20 x 72 x 10	450
FF2096-10	Float Drum	49	20 x 96 x 10	592
FF2323-24	RND Float Drum	22	23 x 24	330
FF2436-08	Float Drum	20	24 x 36 x 08	211
FF2436-12	Float Drum	26	24 x 36 x 12	318
FF2436-16	Float Drum	29	24 x 36 x 16	436
FF2436-20	Float Drum	31	24 x 36 x 20	540
FFBM2448-12	Float Drum	30	24 x 48 x 12	409
FFBM2448-16	Float Drum	35	24 x 48 x 16	546
FF2448-08	Float Drum	26	24 x 48 x 08	288
FF2448-12	Float Drum	31	24 x 48 x 12	433
FF2448-16	Float Drum	37	24 x 48 x 16	581
FF2448-20	Float Drum	42	24 x 48 x 20	729
FF2448-24	Float Drum	49	24 x 48 x 24	866
FF2448-36	Float Drum	70	24 x 48 x 36	1297
FF2496-08	Float Drum	52	24 x 96 x 08	562
FF2496-12	Float Drum	64	24 x 96 x 12	866
FF2496-16	Float Drum	75	24 x 96 x 16	1155
FF3648-08	Float Drum	36	36 x 48 x 08	429
FF3648-12	Float Drum	43	36 x 48 x 12	650
FF3648-16	Float Drum	51	36 x 48 x 16	874
FF3648-18	Float Drum	52	36 x 48 x 18	990
FF3648-20	Float Drum	59	36 x 48 x 20	1088
FF3648-24	Float Drum	64	36 x 48 x 24	1280
FF3648-32	Float Drum	88	36 x 48 x 32	1644
FF3672-12	Float Drum	60	36 x 72 x 12	999
FF3672-16	Float Drum	76	36 x 72 x 16	1313
FF3672-20	Float Drum	86	36 x 72 x 20	1638
FF3672-24	Float Drum	94	36 x 72 x 24	1951
FF3672-32	Float Drum	107	36 x 72 x 32	2553

PART NO.	DESCRIPTION	WEIGHT	DIMENSIONS	BUOYANCY
FF3696-12	Float Drum	89	36 x 96 x 12	1331
FF3696-16	Float Drum	104	36 x 96 x 16	1735
FF3696-20	Float Drum	114	36 x 96 x 20	2172
FF3696-24	Float Drum	129	36 x 96 x 24	2597
FF3696-32	Float Drum	152	36 x 96 x 32	3349
FF3878-12	Float Drum	69	38 x 78 x 12	1133
FF4272-12	Float Drum	70	42 x 72 x 12	1166
FF4272-16	Float Drum	81	42 x 72 x 16	1555
FF4272-20	Float Drum	98	42 x 72 x 20	1934
FF4848-12	Float Drum	53	48 x 48 x 12	878
FF4848-16	Float Drum	65	48 x 48 x 16	1182
FF4848-20	Float Drum	75	48 x 48 x 20	1480
FF4848-24	Float Drum	83	48 x 48 x 24	1738
FF4848-32	Float Drum	106	48 x 48 x 32	2231
FF4860-12	Float Drum	69	48 x 60 x 12	1101
FF4860-16	Float Drum	79	48 x 60 x 16	1497
FF4860-20	Float Drum	91	48 x 60 x 20	1851
FF4860-24	Float Drum	103	48 x 60 x 24	2199
FF4860-32	Float Drum	130	48 x 60 x 32	2815
FF4872-12	Float Drum	77	48 x 72 x 12	1369
FF4872-16	Float Drum	95	48 x 72 x 16	1823
FF4872-20	Float Drum	108	48 x 72 x 20	2225
FF4872-24	Float Drum	118	48 x 72 x 24	2701
FF4872-28	Float Drum	141	48 x 72 x 28	2940
FF4872-32	Float Drum	153	48 x 72 x 32	3457
FF4896-12	Float Drum	102	48 x 96 x 12	1803
FF4896-16	Float Drum	124	48 x 96 x 16	2396
FF4896-20	Float Drum	141	48 x 96 x 20	2996
FF4896-24	Float Drum	157	48 x 96 x 24	3578
FF4896-32	Float Drum	188	48 x 96 x 32	4631
FF48120-20	Float Drum	176	48 x 120 x 20	3692



## Mooring Buoys

The innovative design of Ace Mooring Buoys is easy to recognize. Designed to be durable and attractive, the buoys have several new features and can be personalized with little effort. The hard polyethylene shell has UV inhibitors to keep it looking new. Polystyrene foam fills the shell to provide maximum buoyancy. A PVC tube is molded through the center of the buoy to allow for different hardware options. An injection-molded collar captures the tube on each end and protects the buoy from wear. Buoys can be used to mark waterways, can be rented to boaters at your marinas, or can be used to support the line to which you anchor your own watercraft.



## DOCK CUSHIONS & ACCESSORIES

Ace dock cushions can easily be mounted to any dock system to provide maximum protection for your boat and dock. Made of tough and durable polyethylene with ultra-violet inhibitors, Ace dock cushions are made to last. They are recyclable and environmentally safe for both fresh and salt water. Rotationally molded cushions provide the quality you expect from Den Hartog Industries, Inc. New blow-molded cushions provide exceptional value for customers by offering high-quality white or black dock cushions at a competitive price. Dock Harbor cushions are larger cushions that provide excellent protection for your boat. Ace's line of dock cushions, rub rail, and safety caps are easy to mount, won't scratch or mar boats, and provide high visibility day or night. Dock cleats and mooring buoys are also available.

### Blow Mold Dock Cushions

A groove in the back of each Blow-Molded Dock cushion allows cushions to be mounted on poles that have other equipment (i.e. poles for a canopy or roof) already bolted to it. The groove allows space to fit over existing bolts or other hardware already present on the pole.

### Dock Harbor Cushions

## Fold & Go Portable Dock Cushion

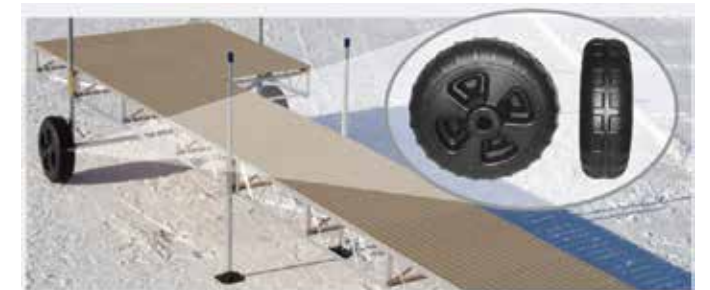
The innovative Fold & Go Portable Dock Cushion is the newest boating "must-have." Protect your boat from scratching and scraping against rough posts with the durable and portable new Fold & Go. Made of durable polyethylene with ultra-violet inhibitors, this portable dock cushion provides long-lasting protection and resistance to damage and yellowing from sunlight.



The handles on the Fold & Go easily fold down to fit over any 4" or smaller round or square post and then fold up in seconds for easy onboard storage. Six Fold & Go Portable Dock Cushions are shipped in a durable shipping box that converts to an attractive point-of-sale floor display. Individual pieces feature a four-color display sleeve with a UPC bar code label. Quantity discounts are available to dealers and retailers for ordering in case or pallet quantities.

## Plastic Dock Wheels

Outside Diameter	24"
Tread Surface Width	8"
Hub Size	4" diameter x 7/3/4" long
Shaft Size	1.98 diameter (for 1-1/2 galvanized)
Wheel Weight	12 lbs.
Structural Strength	800 lb capacity per dock wheel
Warranty	1 year
Color	Black
Model	PMT-24



## Roto Mold Dock Cushion

Available in FIRM & FLEX Options: \* FIRM - Our durable "Firm" cushions are designed to protect your boat by deflecting it away from your dock. \* FLEX - "Flex" Cushions have the feel of vinyl with the added benefit of being more resilient. \* This material will not pinch or twist and offers the same protection to your valuable investment as the "Firm" model.



## White Vinyl Rub Rail, White Safety Caps, Dock Cleats Galvanized



## MARINE GRADE DECKING - SUNWALK DECKING



SunWalk™ Engineered Deck Panels for Docks represent a new standard in beauty, durability and cost. SunWalk's four-way design gives you a pleasing, continuous pattern, even in "T" and "L" shaped applications. SunWalk means zero maintenance of your dock surface – ever – period. Even the harshest environmental challenges like salt water and strong chemicals are completely shrugged off. And with 43% open surface area, SunWalk panels are better equipped to handle the wind, waves and storm surges Mother Nature throws at your dock. Take a step-up from ordinary decking - you'll be glad you did!

We offer the SunWalk decking in either Hi-Impact or Glass Reinforced styles.

### Economical


- Installation cost is less than treated lumber
- Large Panels: up to 10x faster installation
- No upkeep: your first cost is your last cost

### Eco-friendly & Durable

- 43% open area: best for ecosystem and fish
- Impervious to chemicals, fresh or salt water, insects and marine borers
- 20+ years without maintenance

### Human-friendly

- Pleasing, balanced slip-resistant pattern
- Bare foot friendly
- ADA compliant
- Eco-friendly colors blend into landscap



## HYBRID DECKING

### Hybrid Marine Decking

Whether it's new construction for small residential docks or a major resurfacing project for marinas with several hundred slips, our Hybrid deck panels deliver a long life, attractive and minimal maintenance decking surfaces.

The flexibility of factory assembled panels lowers installation cost and time by up to 10x over single board systems. A flat back panel design fits any existing dock frame configuration, even allowing you to re-deck right over your current surface.



Premier's Hybrid decking is 3 times more slip resistant than wood and can be used on walkways and stairs. We also offer raw boards in 12' and 16' lengths.

### 100% Green, 100% Recyclable, Made with 55% Renewable Resources

Made from a hybrid blend of 45% recycled plastic and 55% rice hulls (a renewable resource), hybrid decking is a better and more environmentally-friendly alternative for marine applications where contact with water is continuous.

### Rice Hulls - Yes; Wood Fiber - No

Rice hulls are nature's protection for the rice grain. In nature and as part of hybrid deck boards, rice hulls are highly resistant to moisture-propagated mold/fungal growth and the constant wet then dry marine conditions that are the primary causes of deterioration of wood and products made with wood fiber. Rice hulls are also a class A insulating material that is difficult to burn and avoided by rodents and insects. Because it contains rice hulls, recycled plastic and no chemicals common in treated lumber, our hybrid decking is 100% recyclable.

### Extended Life Decking with Minimal Maintenance Needs

Our unique blend of recycled plastic and rice hulls delivers a decking product with a life span far exceeding its warranty. UV stabilizers ensure the lasting color of the decking, allowing normal weathering (15% fade) without affecting the structural integrity or safety of a the surface. And you'll never have to paint, stain or seal the deck panels...ever. Normal maintenance is a periodic power wash.



## Looks and Feels Like Wood, With Superior Strength

Hybrid deck panels are made with individual 2x6 boards precisely cut, spaced and assembled into lightweight (4 lbs/sqft) flat-back panels. An embossed wood grain finish looks and feels like real wood that delivers a splinter-free surface with 3 times the anti-skid characteristic of wood; but none of the real wood or wood fiber blend maintenance issues.

The Coretech I-beam construction provides superior strength to span up to 36". Hybrid deck panels installed on 24" stringer spacing permits live loads in excess of 150 lbs per square foot.

## Panelized for Easy Installation and Lower Installation Cost

Our pre-panelized product will make decking installation easy and cut the labor time by up to 10x over single board products. You could even install the flat back panels directly over existing and save the cost of removal and disposal of old decking materials.

Hybrid decking is available in raw boards in 12' and 16' lengths.

## Standard Panel Sizes

Model	W x L x H (inches)	Weight (4 lbs/sqft)
CP3648-24	36 x 48 x 1.25	45lbs
CP4848-24	48 x 48 x 1.25	64lbs
CP6048-24	60 x 48 x 1.25	80lbs
CP7248-24	72 x 48 x 1.25	96lbs
CP8448-24	84 x 48 x 1.25	112lbs
CP9648-24	96 x 48 x 1.25	128lbs
CP10824-24	108 x 24 x 1.25	72lbs
CP12024-24	120 x 24 x 1.25	80lbs
CP13224-24	132 x 24 x 1.25	88lbs
CP14424-24	144 x 24 x 1.25	96lbs

## WHY USE HYBRID DECKING?

### 100% Green, 100% Recyclable

- 55% rice hulls (renewable resource) and 45% recycled plastic
- Contributes valuable points toward LEED Certification
- Contains no chemicals to leach into water
- Requires no staining or chemical cleaning

### Superior Strength, Appearance and Longevity

- 24" span handles 150 lbs/sqft live load
- 36" spans possible for foot traffic areas
- Embossed wood grain finish is 3x more slip resistant than wood
- 40 year life cycle

### Panels are less expensive than Single Boards

- Up to 10x faster installation than single boards
- Eliminates typical board cutting waste
- 1/10th the fastener cost
- 1/10th the labor time & cost
- Flat panel design is 1.25" high and lays flat on dock frames
- Docks using whaler boards may not require fastening
- 24" on center framing lowers cost of new frames
- Low 4 lbs/sqft weight is lighter than wood or solid composites
- Save on flotation costs for floating docks
- Install over existing decking and save removal/disposal costs

### Easier & Less Expensive to Maintain

- No staining, painting or sealing necessary
- Doesn't cup, split, splinter or check
- No mold, mildew or black spots
- Simply power wash to keep clean

# SOLAR LED LIGHTING

## BargeSafe

### SL15

The SL15 compact solar LED marine light is an exceptional value and incorporates some of the most advanced technology available. The SL15 compact solar LED marine light is designed to be maintenance-free and have a service life of over 5 years.

The SL15 compact solar LED marine light can be installed in minutes, once the flash code is set, no operator intervention is required.

During daylight hours the solar module will charge the replaceable battery, and the lantern will automatically begin operation at dusk. The SL15 compact solar LED marine light features the Sealite LED 360 Omni Directional Reflector, which increases the intensity and uniformity of the horizontal output.

The tough polycarbonate lens is specifically designed for use with LED's and has an environment-friendly spike deterring unwelcome bird life. The unit is sealed using an advanced ultrasonic weld, enabling a rugged waterproof seal capable of prolonged and deep immersion (IP68). The unit is sealed using polycarbonate bonding compounds similar to those used by major automobile manufacturing companies.

The SL15 compact solar LED marine light is also available with an optional external ON/OFF switch for temporary installations such as worksites.

#### Why choose the SL15:

- Tough, lightweight LEXAN polycarbonate case
- Replaceable NiMH battery pack
- 15 flash codes supported (user adjustable without remote)
- 4 user adjustable intensity settings
- 6 ultra high intensity LEDs
- Built in bird deterrant
- Internal On/Off storage switch standard
- Life expectancy up to 12 years with battery replacement every 5 years (approximately)



### SL60

The SL60 compact solar LED marine light is the most popular and versatile 2nm solar marine light available. Made from tough, durable polycarbonate and using the latest high-intensity LED's, no expense has been spared in the design and development of this lantern. The SL60 compact solar LED marine light can be installed in minutes, and requires no operator intervention.

The flash sequences are easily adjusted on site by the user, and the lantern has a permanent ON/OFF switch for easy storage.

During daylight hours the solar module will charge the battery, and the lantern will automatically begin operation at dusk.

The SL15, SL60 and SL70 are the only compact solar led marine lights available with a sealed battery compartment, allowing the battery to be replaced after years of service. Don't throw the light away at the end of the battery service life.

The unit is sealed using polycarbonate bonding compounds similar to those used by major automobile manufacturing companies.

#### Why choose the SL60:

- Tough, lightweight LEXAN polycarbonate case
- Replaceable NiMH battery pack
- 256 flash codes supported (user adjustable without remote)
- 4 user adjustable intensity settings
- 6 ultra high intensity LEDs
- Built in bird deterrant
- Internal On/Off storage switch standard
- Life expectancy up to 12 years with battery replacement every 5 years (approximately)
- Full 3 year non pro-rated warranty



## SL70

The SL70 marine lantern is an exceptional light in its unique ability to be able to track the sun and operate reliably in low sunlight conditions. The SL70 marine lantern has been proven to operate as a 2-3nm compact lantern in various low-sunlight environments.

Made from tough, durable polycarbonate and using the latest high intensity LED's, the SL70 lantern boasts dual high-performance solar modules incorporated into Sealite's world-first Solar Collection Lens. These solar modules are angled to obtain maximum sunlight capture.

The SL70 marine lantern can be installed in minutes, and requires no operator intervention. The flash-characters are easily adjusted on-site by the user, and the lantern has a permanent internal ON/OFF switch for easy storage. The sealed battery compartment allows the battery to be replaced after years of service – don't throw the light away at the end of the battery service life.

The SL70 marine lantern has been awarded the prestigious Australian DesignMark® at the Australian Design Awards; a testament of Sealite's commitment to the ongoing development of state-of-the-art products. Optional RF Communication Synchronization (SL70-CS)

The SL70 is available with optional short-range RF communication synchronization. Two (2) or more lights can be synchronized to flash in unison via an internal RF module - ideal for rivers, marina entrances, channel marking and aquaculture. When lanterns flash in synchronization they can be clearly distinguished from other nav aids and confusing background lighting - ideal for rivers, marina entrances, channel marking and aquaculture.

### Optional Remote Radio Control (SL70-RC)

Radio control may be fitted to the SL70 model enabling users to remotely modify the setup of their lantern via handheld radio controller.

### Optional 12 LED Light Configuration (SL70-12)

In high sunlight regions the SL70 may be fitted with 12 LED's and appropriate intensity settings to provide a range of >3 nautical miles (color dependent).

### Why choose the SL70:

- Tough, lightweight LEXAN polycarbonate case
- Replaceable NiMH battery pack
- 256 flash codes supported (user adjustable without remote)
- 4 user adjustable intensity settings
- 6 ultra high intensity LEDs
- Built in bird deterrent
- Internal On/Off storage switch standard
- Life expectancy up to 12 years with battery replacement every 5 years (approximately)
- Full 3 year non pro-rated warranty



## RR60

The RR60 solar LED light provides in excess of 3km visible range (flashing), and is suitable for a variety of applications including blue signal, general hazard (red), and barricade (red).

Designed to be maintenance-free and have a service life of up to 12 years, the popular RR60 model boasts user-adjustable intensity settings and can be set onsite to either steady-on or flashing operation. The light is simply switched 'ON', and the unit is ready for immediate operation. Once in-stalled, the RR60 requires no operator intervention.

The internal solar module charges the battery during daylight hours, and at dusk the light will automatically begin operation once the ambient light threshold drops sufficiently.

The battery is housed in a sealed compartment allowing it to be changed after years of service. Coupled with the latest LED technology, and a highly efficient DC/DC converter, the light may provide over 40 days of continuous operation without sunlight.

The RR60 comes with a large 200mm OD base pattern, and is available with voltage-free contact for remote monitoring.

### Features:

- Up to 3.3nm visible range (flashing), up to 1.0nm visible range (steady-on)
- Integrated solar/battery system
- IP68 waterproof rating
- User-replaceable battery
- Ultra-high intensity LEDS (nochanging globes ever)

### Typical Applications:

- Signal Light (Blue)
- Solar Barricade Light (Red)
- Solar Caution Light (Red)
- Solar Hazard Light (Red)

### Compliance:

- FRA CFR Title 49 Subpart B §218.23 Blue signal display
- FAA AC150/5370-2E for construction and barricade installations







Thank you for choosing  
Advanced Tank Technologies!

