

# TECHCONNECT OWNERS MANUAL




[www.visionaudiovisual.com/techconnect/tc2-lt](http://www.visionaudiovisual.com/techconnect/tc2-lt)

## DECLARATION OF CONFORMITY


Where applicable Vision products are certified and comply with all known local regulations to a 'CB Certification' standard. Vision commits to ensure all products are fully compliant with all applicable certification standards for sale in the EU and other participating countries.

The product described in this owner manual is in compliance with RoHS (EU directive 2002/95/EC), and WEEE (EU directive 2002/96/EC) standards. This product should be returned to the place of purchase at the end of its useful life for recycling.


## WARNINGS




**CAUTION**  
RISK OF ELECTRIC SHOCK  
DO NOT OPEN



**CAUTION: TO REDUCE THE RISK OF ELECTRIC SHOCK DO NOT REMOVE COVER (OR BACK). NO USER-SERVICEABLE PARTS INSIDE. REFER SERVICING TO QUALIFIED SERVICE PERSONNEL.**



The lightning flash with arrowhead symbol, within an equilateral triangle, is intended to alert the user to the presence of uninsulated "dangerous voltage" within the product's enclosure that may be of sufficient magnitude to constitute a risk of electric shock to persons.



The exclamation point within an equilateral triangle, is intended to alert the user to the presence of important operating and maintenance (servicing) instructions in the literature accompanying the appliance.

**WARNING: TO REDUCE THE RISK OF FIRE OR ELECTRIC SHOCK, DO NOT EXPOSE THIS APPLIANCE TO RAIN OR MOISTURE.**

All products are designed and imported into the EU by 'Vision' who is wholly owned by 'Azlan Logistics Ltd.', Registered in England Nr. 04625566 at Lion House, 4 Pioneer Business Park, Clifton Moor, York, YO30 4GH. WEEE Registration: GD0046SY



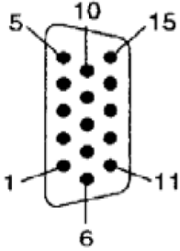
## DECLARATION OF ORIGIN

All Vision products are made in the People's Republic of China (PRC).

Vision's Techconnect cables are pre-terminated and plug straight into the modules.  
Wiring diagrams are printed on all the boxes when modules are purchased individually.

**WIRING DIAGRAM**

VGA & Minijack Module:



	MODULE LABEL	SIGNAL TYPE	CABLE LABEL	CONNECTOR PIN
AUDIO	LE	Left	White	
	G	Ground	Shield	
	RI	Right	Red	
VGA	R	Red	Red	1
	Rs	Red Ground	Red Shield	6
	G	Green	Green	2
	Gs	Green Ground	Green Shield	7
	B	Blue	Blue	3
	Bs	Blue Ground	Blue Shield	8
	H	Horizontal Sync	Brown	13
	Syg	Sync Ground	Black	10+5
	V	Vertical Sync	Yellow	14
	SCL	DDC2B Data Clock	Gray	15
	SDA	DDC2B Bidirectional Data	White	12
	SH	Chassis Ground	Shield	Outer Shield

H and V cables do not use consistent jacket colours so non-Vision cables may use other jacket colours. Use a continuity tester to determine which colour on cable matches which pin on connector.

3-Phono Module:

	MODULE LABEL	SIGNAL TYPE	CABLE LABEL
3-PHONO	LEFT	Left	White
	LEFT GND	Left Ground	White Shield
	RIGHT	Right	Red
	RIGHT GND	Right Ground	Red Shield
	COMP	Composite Video	Yellow
	COMP GND	Composite Video Ground	Yellow Shield

If using the module for component video substitute white with red, red with green, and yellow with blue.

**TROUBLESHOOTING**

If your system is not operating properly, please refer to the following information. If the problem persists, disconnect from power and contact your AV reseller immediately.

Problem	Correction
VGA not working	<ul style="list-style-type: none"> <li>Connect short 2m VGA cable directly from PC to projector to make sure PC is outputting signal.</li> <li>If working okay, cut one end on the same cable and terminate to VGA module. If image still not displayed the module is faulty. If image displayed the long cable is faulty or terminated incorrectly.</li> <li>Sometimes disconnecting SDA and SCL cables may help.</li> </ul>
Audio cable has two grounds but module only has one?	<ul style="list-style-type: none"> <li>Twist the ground from left and right together so they share the same terminal on the module</li> </ul>

## **WARRANTY**

This product comes with a 2-year return to base warranty, effective from the date of purchase. This warranty applies only to the original purchaser and is not transferable. For the avoidance of doubt, this will be taken from the information held by the appointed national distributor at the point of sale. If the product is DOA (dead on arrival), you have 21 days from purchase date to notify the national distributor via your AV reseller. The liability of the manufacturer and its appointed service company is limited to the cost of repair and/or replacement of the faulty unit under warranty, except for death or injury (EU85/374/EEC). This warranty protects you against the following:

- Failure of any components, including the power supply.
- Damage when the product is first removed from its packaging if reported within 24 hours of purchase.

If you find you do have a problem with this product, you should contact the AV reseller you purchased this product from. The original purchaser is responsible for shipment of the product to the manufacturer's appointed service centre for repair.

We will endeavour to return repaired units within 5 working days, however this may not always be possible, in which case it will be returned as soon as practicably possible. In line with our WEEE commitments, the manufacturer endeavours to replace the faulty parts of the product rather than replacing the whole unit. This warranty does not protect this product against faults caused by abuse, misuse, incorrect installation, unstable or faulty power input, which might be caused by ignoring the guidelines set out in this manual.

*LEGAL DISCLAIMER: Because we are committed to improving our products, the details above may change without prior warning. This User Manual is published without warranty and any improvements or changes to the User Manual necessitated by typographical errors, inaccuracies of current information, or improvements to programs and/or equipment, may be made at any time and without notice. Such changes will be incorporated into new editions of the User Manual.*