HIGHLANDS NEWS-SUN

Friday, September 21, 2018

VOL. 99 | NO. 264 | $1.00 — YOUR HOMETOWN NEWSPAPER SINCE 1919 — An Edition Of The Sun

Garbage workshop set for Oct. 30

County expects written reply by Oct. 16

By PHIL ATTINGER
STAFF WRITER

SEBRING — Once they passed the 2018-19 budget Tuesday evening, county commissioners took about 20 minutes to talk garbage.

They came away with a deadline of Oct. 16 to hear back from Waste Connections Inc. on its wishes, concerns and solutions, and have set a date of Oct. 30 for an evening workshop on countywide garbage and recycling services.

Commission Chair Greg Harris said he had not heard anything from Waste Connections Inc. since commissioners met individually, privately, with company officials on Aug. 24. He asked County Administrator Randy Vosburg if he had set a public workshop date, or if they even need to have one.

Vosburg said an Oct. 9 night meeting, which commissioners suggested at their Sept. 4 regular meeting, wouldn't work. Jim Wheatley, Waste Connections' director of regulatory affairs, would have surgery that day, Vosburg said.

Harris thought they planned to wait until they heard back from Waste Connections before setting a date. He said one of the biggest problems with late or missed garbage pickups was not a company problem, but the fact that the landfill must close any time lightning strikes within 10 miles, which delays all the drivers.

"Would you rather wait until you hear something back?" Commissioner Ron Handley asked.

COURTESY PHOTO/CLINTON HOWERTON JR.

This lightning strike, which took place Aug. 29 in a field off Hartman Road in the Avon Park area, is typical of the type of impacts that regularly close the Highlands County Landfill. County Engineer Clinton Howerton Jr., seen at lower right, has said he must close the landfill any time lightning hits within 10 miles of the mound, given its height above sea level, the iron content of the soil and danger to workers.

"Absolutely," Harris said.

He took a moment to find his words before

GARBAGE | 4A

Look for the **Women in Business** special section in Saturday's **Highlands News-Sun**

Making an impact

Highlands News-Sun, Florida Hospital honor women in business

By KIM LEATHERMAN and MELISSA MAIN
STAFF WRITERS

SEBRING — The Highlands News-Sun had so much success with its inaugural Women in Business event last year, a bigger and better event was planned this year.

On Wednesday night, the Highlands News-Sun Center was packed with some 200 women for the second annual Women in Business celebration. The event sponsor was Florida Hospital Heartland Medical Center, soon to be AdventHealth Sebring.

After last year's event at Champion for Children Circle Theatre, a larger venue was needed. The massive building was transformed with a sophisticated black and white theme, complete with an ice sculpture provided by Ice Pro.

Women from all over the county, from every walk of life and every imaginable industry, attended to support one another, network and meet new friends.

"I'm really enjoying the opportunity to see women in our community come together and celebrate all the achievements of this past year," Amy Smith, vice president of Central Security, said. "It is great that we outgrew the previous venue — it shows that we appreciate this event. Special thanks to Florida Hospital and the Highlands News-Sun for making this event happen."

Nutmeg's Cafe catered an impressive buffet and canapes were served. Several women said they loved the sparkly bubbles in the champagne. The only thing more sparkly than the champagne were the glittery blue shoes on Connie Delaney's feet. Her shoes got rave reviews.

Carissa Marine, chief executive officer for Champion for Children Foundation, welcomed the women and the few men who were in attendance. Before introducing

KIM LEATHERMAN/STAFF

On Wednesday, Dianna Chizmas, left, presented Tracee Smoak the Lake Placid Businesswomen of the Year awards for her and sisters Kym Smoak and Samantha Smoak Price. Accepting with her was Laura Jo Wheeler and Ellie Smoak.

Highlands News-Sun Publisher Tim Smolarick addresses attendees at the second annual Women in Business celebration Wednesday at the Highlands News-Sun Center.

Highlands News-Sun Publisher Tim Smolarick, she urged women to be strong, compassionate and invested in each other.

"Strong women: may we know them, may we be them and may we raise them," Marine said.

Smolarick thanked everyone for attending and supporting women. He did raffle drawings throughout the night of more than 40 gifts provided by advertisers. Smolarick introduced Florida Hospital's marketing director, Cathy Albritton. On behalf of Florida Hospital, Albritton recognized Brittney Fann, founder of Beauty Fit for a Queen, a Christian non-profit ministry that teaches young women that true beauty comes from within.

Fann gave a brief history on how the organization was started and the Biblical support for it. Fann's team of volunteers were all brought on stage and honored for their efforts.

"We are just so excited to have been invited to such an amazing event honoring the dedication and service of women in Highlands County," Fann said.

Keynote speaker Dr. Bindu

WOMEN | 2A

FDOT explains U.S. 27 speed study

By PHIL ATTINGER
STAFF WRITER

SEBRING — State officials behind the decision to lower the Sebring-area speed limit on U.S. 27 said they want to "let it sit" before making more big changes.

But they may still make those changes. Keith Slater, traffic operations engineer for Florida Department of Transportation, District 1, told the Heartland Regional Transportation Planning Organization on Tuesday that he and other engineers want to see how the speed limit change helps along the seven-mile stretch before proposing other changes.

They may find the highway's Sebring stretch — from Oak Circle to Northwood Boulevard — needs an holistic approach, resulting in adjustments all through its length, or may need just a few small adjustments at specific locations.

It all depends on the traffic and the drivers.

HRTPO Board member and Highlands County Commissioner Don Elwell asked

STUDY | 4A

MARC VALERO/STAFF

The South Florida State College 2018 Annual Security & Fire Safety Report tallies the incidents at each SFSC campus and facility for the years 2015, 2016 and 2017.

SFSC security report tallies few incidents

By MARC VALERO
STAFF WRITER

AVON PARK — The latest annual security and fire safety report from South Florida State College shows a very low number of reported incidents among the college's three campuses and other properties.

The three-year report compiled by the SFSC Security Department shows 15 incidents for 2015, 13 incidents for 2016 and 15 for 2017.

The majority of the infractions, with

SFSC | 4A

Classifieds.....B3-5
Comics .....News Wire
Local Sports.....A5-6
Lottery .....Sports
Obituaries.....A2
Outdoor Life B1
Viewpoints.....A3
Weather.....Sports

Good morning To
Curtis De Young
Thanks for reading!

newssun.com
facebook.com/newssun
twitter.com/TheNewsSun

GREAT JOBS, GREAT PAY, GREAT BENEFITS
TUESDAY, SEPTEMBER 25 | 10AM - 4PM
Onsite interviews with Hiring Managers
Visit gotoworkhappy.com for available positions and to submit an application.
Job Fair Participants Must Be 18 Years of Age or Older.
SEMINOLE CASINO BRIGHTON
Must be 21 to play slots and table games. Gambling Problem? 1-888-ADMIT-IT
adno=36136301

District mum on teacher's suspension

By MARC VALERO
Staff Writer

AVON PARK — A secondary teacher is on administrative leave with pay, but School Board of Highlands County administration will not disclose any information on the reason for the suspension.

The agenda for Monday's School Board meeting shows that Avon Park Middle School science teacher Stacy Leaphart has been placed on administrative leave with pay effective Sept. 11 through an end date "to be determined."

Deputy Superintendent Andrew Lethbridge said there is an investigation being conducted concerning Leaphart so he cannot comment on it.

The investigation should be concluded by the end of the week, he said.

Highlands News-Sun asked if there is an allegation concerning a student or a school staff member.

Lethbridge said he could not comment.

Also, in recent administrative actions, there were two terminations approved by the School Board on Sept. 11.

Jason Test was terminated, effective July 25, from his position as head softball coach at Lake Placid Middle School.

Lethbridge said the termination was not related to anything involving the school district.

There was a situation when the coach was working for a city league and associated with female coaches, he said. The females were trying on uniforms, with two male coaches present as they were disrobing and trying to see which uniforms they fit in.

"It became a very publicized thing down in Lake Placid over the summer," Lethbridge said. "The school has decided there was a lack of confidence in the judgment of the coach and no longer wanted to use him as a coach."

Also, the School Board approved the termination, effective Sept. 11, of Avon Park Middle School teacher Kristen Miller after a district investigation found that Miller and another teacher, Kevin Dewberry, engaged in a sexual act at school on a weekend in 2016.

The information came forward during an investigation into Dewberry.

In unrelated events, Dewberry was charged in February with four counts of lewd/lascivious behavior with a victim between the ages of 12 and 16 and later charged with 55 counts of possession of child pornography.

He was terminated from the School Board of Highlands County in early April.

WOMEN

FROM PAGE 1A

Raji, chief medical officer at Florida Hospital Heartland Medical Center, took the stage and gave the audience a glimpse into her personal, as well as her private life. She told attendees it was important to keep a balance between work and home life. Some of her key points were to: be organized; be flexible; be mindful; be faithful; be spiritual; and be healthy.

"When you reach the top, I hope you have the grace to help someone else to the top," Raji said.

The Women in Business awards were the highlight of the evening. Below are the winners and their categories along with the presenters:

Cathy Albritton presented Harriet Porter with the Community Service Award. Porter is the co-founder of the Lake Placid Mural Society.

Avon Park Businesswoman of the Year was presented by Dr. Rachel Cooper-Mercado and awarded to Karla Renee Bennett of Management Experts.

Lake Placid Businesswomen of the Year was presented by Dianna Chizmas and awarded to Tracee Smoak, Kym Smoak and Samantha Smoak Price, owners of The Blueberry Patch.

Sebring Businesswomen of the Year was presented by Dr. Deepti Bhandare. The honorees were Karen Lanier and Krystal Turner, who own Grateful Hearts.

KIM LEATHERMAN/STAFF

The crowd got to their feet to give the keynote speaker, Dr. Bindu Raji, at the second annual Women in Business celebration a standing ovation. Raji is the chief medical officer at Florida Hospital Heartland Medical Center, which was the event sponsor. The event was Wednesday at the Highlands News-Sun Center.

Highlands News-Sun Executive Editor Romona Washington presented Connie Delaney with the Lifetime Achievement award.

"It was an honor to be a part of the evening, even more so, to present the Lifetime Achievement award," Washington said.

"The event was fantastic," Smolarick said. "There were a couple hundred women and great prizes for our drawings. It's great to be able to recognize the award winners."

He explained why the newspaper puts on the event.

"Sept. 22 is American Business Women's Day," he said. "We bring a local flavor to it. We celebrate the immense commercial impact on Highlands County, from business owners to women who work in corporations. Women have a major contribution in our county as evidenced by all the medical professionals present. It's also fun to share an evening with these ladies."

Highlands News-Sun Special Events Coordinator Kellee Lewis was pleased with the way the evening went.

"It was a pleasure to honor current women in business and inspire our future young ladies to strive for success," Lewis said. "This event is meant to show our appreciation for the hard work that they do every day. Balancing home life and successful careers is commendable and they truly deserve to be honored.

"The Lifetime Achievement award winner brought tears to my eyes," Lewis said. "She was truly deserving of this recognition. I look forward to next year's event and being able to do this again."

The Highlands News-Sun is currently planning for its inaugural Heartland Family Fall Festival on Saturday, Oct. 20 at Lakeshore Mall.

OBITUARIES

June D. Smith

June Doris Smith, 88, of Avon Park, Florida, passed away on Sept. 16, 2018 in Sebring, Florida. Known as Doris to family and friends, she was a lifelong educator, coming from Afton, Virginia in 2004.

Doris is survived by her two sons, Robert (Melissa Standley-Smith) Smith of Avon Park, Florida and Richard E. Smith of Lynchburg, Virginia; brother, Richard Barron of Avon Park, Florida; sisters, Carol Ann Barron of Avon Park, Florida and Joahn Sylvia Frazier of Hagerstown, Maryland; two grandchildren, Morgan L. and Cora L.P.; along with her nieces, nephews, cousins and her church family from Ridge Seventh Day Adventist Church.

Doris is predeceased by her husband of 53 years.

Doris was a member of the Ridge Seventh Day Adventist Church in Avon Park where she most graciously volunteered, as well as at Walker Memorial Academy and Florida Hospital Medical Center. The family is requesting any memorial contributions made to be the choice of the donor in her name. Interment will be in Riverview Cemetery, Waynesboro, Virginia.

Arrangements entrusted to Stephenson-Nelson Funeral Home, 111 E. Circle St., Avon Park, FL 33825. Online condolences may be left at stephensonnelsonfh.com.

Margaret S. Lype

Margaret S. Lype, 86, of Sebring, Florida passed away on Monday, Sept. 17, 2018. She was born on Jan. 17, 1932 in Washington, Indiana to Clarence and Thelma (Jacobs) Enkoff.

She is survived by her daughter, Luanne Lype of Avon Park, Florida and her son, John G. Lype, Jr. (Sally) of Canonsburg, Pennsylvania. She also leaves behind two grandchildren, Emily Jeanne Stelle (Mike) of Pennsylvania, Alexander John Lype (Alexandra) of Pennsylvania; and her brother, John Enkoff (Barb).

She was a member of the Sebring Antique Car Club and she enjoyed arts, music, movies and traveling. She especially loved her family.

She was predeceased by her parents; husband, John G. Lype; daughter, Linda Sue Lype and sister, Sally Boyer (Ralph).

Margaret moved to Florida in 1980 from Pittsburgh, Pennsylvania and is of the Catholic faith. A memorial service will be held at a later date. A special thanks to Compassionate Care Hospice and Fairway Pines Assisted Living.

Arrangements entrusted to Stephenson-Nelson Funeral Home, 4001 Sebring Parkway, Sebring, FL 33870. Online condolences may be left at stephensonnelsonfh.com.

DIRECT CREMATION $895
• All cremations done in Highlands County - Not out of County
• Death Certificates in your hands in less than 48 hours
• Cremation • Burials • Shipping Service
• No sales person will call • Serving all of Highlands County
Dowden Funeral Home
"We Care" • Tyrone Dowden, LFD. Locally owned & operated
2605 Bayview St., Sebring, FL 33870 • (863) 385-1546
adno=3607875-1

FLOORING
Family Owned & Operated Since 1978
560 U.S. 27 North
Sebring, FL 33870
(863) 385-4796
CarpetPatioBlinds.com
adno=3609114-1

Compare Our CD Rates
Bank-issued, FDIC-insured
1-year 2.45 % APY* Minimum deposit $1000
2-year 2.90 % APY* Minimum deposit $1000
3-year 3.10 % APY* Minimum deposit $1000
* Annual Percentage Yield (APY) effective 09/18/2018. CDs offered by Edward Jones are bank-issued and FDIC-insured up to$250,000 (principal and interest accrued but not yet paid) per depositor, per insured depository institution, for each account ownership category. Please visit www.fdic.gov or contact your financial advisor for additional information. Subject to availability and price change. CD values are subject to interest rate risk such that when interest rates rise, the prices of CDs can decrease. If CDs are sold prior to maturity, the investor can lose principal value. FDIC insurance does not cover losses in market value. Early withdrawal may not be permitted. Yields quoted are net of all commissions. CDs require the distribution of interest and do not allow interest to compound. CDs offered through Edward Jones are issued by banks and thrifts nationwide. All CDs sold by Edward Jones are registered with the Depository Trust Corp. (DTC).
Call or visit your local financial advisor today.

Carole Cook
Financial Advisor
3200 US Highway 27 S Suite 200
Sebring, FL 33870
863-314-6108
www.edwardjones.com
Member SIPC
Edward Jones
MAKING SENSE OF INVESTING
adno=3613631-1

Introducing
Cheri Conklen
Massage Therapist of
Avon Park Chiropractic Clinic
8 years experience
LMT licensed
Massage Therapist MA84447
From the Island of Maui
Lomi Lomi, Sports Massage, Deep Tissue and ʻIii ʻIii

AVON PARK CHIROPRACTIC CLINIC
1590 U.S. 27 North • Avon Park
863-453-5777
www.avonparkchiro.com
"HEALING THE HEARTLAND FOR OVER 30 YEARS!
adno=3613545-1

HIGHLANDS NEWS-SUN
Your Hometown Newspaper Since 1919
highlandsnewssun.com

The Highlands News-Sun (USPS 487-900-ISSN 2473-0068) is published daily by Tim Smolarick at the Highlands News-Sun, 315 U.S. 27 North, Sebring, FL 33870. Periodical postage paid at Lakeland, FL and additional entry office(s). All material contained herein is the property of the Highlands News-Sun, which is an affiliate of DR Media. Reproduction in whole or in part is forbidden without the written permission of the publisher. All material submitted for publication becomes the property of the newspaper and may be edited for clarity and space, as well as reprinted, published and used in all media. Postmaster: Send address changes to : Highlands News-Sun, 315 U.S. 27 North, Sebring, FL 33870.

COMMITMENT TO ACCURACY
The Highlands News-Sun promptly corrects errors of fact appearing in its news stories. If you believe we have made an error, call the newsroom at 863-385-6155. If you have a question or comment about coverage, write to Romona Washington, executive editor, 315, U.S. 27 North, Sebring FL 33870; email editor@newssun.com or call 863-386-5634.

OFFICE
Location: 315 U.S. 27 North Sebring, FL 33870
Hours: 8 a.m.-5 p.m.
Monday-Friday
Phone: 863-385-6155
Main Fax: 863-385-1954

SUBSCRIPTION RATES

13 weeks	Tax	Total
$53.30	$4.00	$57.30
26 weeks	Tax	Total
$106.60	$8.00	$114.60
52 weeks	Tax	Total
$213.20	$15.99	$229.19
EZ Pay	Tax	Totla
$15.91	$1.19	$17.10

MAIL SUBSCRIPTION RATES
3 months
$74.36
6 months
$133.81
12 months
$229.19
Your newspaper is delivered by an independent contractor.
If you do not receive your home delivered newspaper by 6 a.m. on any daily publication date, or 7 a.m. Sunday, please phone the circulation department at 863-385-6155.

PLACE A CLASSIFIED AD
From 8 a.m. to 5 p.m. weekdays
Tracy Weikel, Classified Account Executive
tracy.weikel@highlandsnewssun.com
863-658-0307

LEGAL ADVERTISING
Janet Emerson
863-386-5637
legals@highlandsnewssun.com

CUSTOMER SERVICE
Mike Henry, Office Manager
863-385-6155
michael.henry@highlandsnewssun.com

SUBMIT NEWS & OBITS
Email all obituaries and death notices to obits@highlandsnewssun.com
Email all other announcements to highlandsnewssun@highlandsnewssun.com

EDITORIAL
Karen Clogston, Managing Editor
Special Sections Editor
863-386-5835
karen.clogston@highlandsnewssun.com

Alan Moody, Highlands Sun Editor
Weekend Editor
863-386-5841
alan.moody@highlandsnewssun.com

PUBLISHER
Tim Smolarick
863-386-5624
tim.smolarick@highlandsnewssun.com

EXECUTIVE EDITOR
Romona Washington
863-386-5634
romona.washington@highlandsnewssun.com

CIRCULATION
Rob Kearley, Circulation Director
863-385-6155
rob.kearley@highlandsnewssun.com

RETAIL ADVERTISING
Cliff Yeazel, Advertising Director
863-386-5844
cliff.yeazel@highlandsnewssun.com

PRODUCTION
Donna Scherlacher,
MultiMedia/Production Director
863-386-5847
donna.scherlacher@highlandsnewssun.com

VIEWPOINTS

HIGHLANDS NEWS-SUN
YOUR HOMETOWN NEWSPAPER SINCE 1919

Tim Smolarick
Publisher
tim.smolarick@highlandsnewssun.com

Romona Washington
Executive Editor
romona.washington@highlandsnewssun.com

Cliff Yeazel
Advertising Director
cliff.yeazel@highlandsnewssun.com

Rob Kearley
Circulation Director
rob.kearley@highlandsnewssun.com

Donna Scherlacher
Multi-Media/Production Director
donna.scherlacher@highlandsnewssun.com

SUN

ANOTHER VIEW

Public schools don't fare as well as universities

The University of Florida's rise in the national rankings didn't happen by accident.

UF moved up to No. 8 among public universities in the recent U.S. News and World Report rankings, after last year cracking the top 10 for the first time by placing ninth.

UF has worked for decades on efforts to rank among the country's top universities. It got a huge boost in recent years with additional state funding, which helped such efforts as a hiring push that is starting to reduce its student-faculty ratio.

Unfortunately Florida's public schools haven't fared as well when it comes to funding or rankings. While U.S. News placed Florida's higher education system in the top spot in the country in rankings earlier this year, Florida's pre-K through grade 12 education system was ranked just 40th among states.

For all Floridians to have the best chance to succeed, the state must have stronger public schools to match the rising reputations of its colleges and universities. Not only will that better prepare Florida students for UF and other state universities with increasingly difficult academic standards, it will help UF recruit more top-notch faculty.

UF's strategic development plan is based on the premise that conditions in the city it calls home help attract people to the university. Employees moving here and other residents want high-quality local schools, yet Alachua County Public Schools — like other public schools in Florida — lack adequate support from the state.

Thankfully Alachua County voters have taken it upon themselves to better fund our schools. They approved the one mill initiative three times to help fill in funding gaps, and this fall will be considering measures to pay for school facilities improvements as well as early childhood education and other programs for children.

But the Florida Legislature needs to do better than the 47 cents per student increase in K-12 funding that it passed this year. State lawmakers have been focused in recent years on passing testing requirements and other mandates that have a debatable effect on the quality of schools, while making it harder to attract and retain teachers.

Democratic gubernatorial candidate and Tallahassee Mayor Andrew Gillum has a plan for a $1 billion funding boost for schools. The money would raise teacher pay to a minimum $50,000 starting salary and increase spending on such things as early childhood education and vocational programs.

Republican gubernatorial candidate and former U.S. Rep. Ron DeSantis has provided scant details of his education plans. But his campaign has been critical of Gillum's proposal to increase the corporate tax rate to 7.75 percent from 5.5 percent to generate the $1 billion.

Quality corporations, like top universities, benefit from a better educated populace. A first-rate education system from pre-K to Ph.D. will attract and create the businesses needed to diversify Florida's economy.

UF is getting closer to being a top five public university thanks to renewed state support. Florida's public schools need the same kind of commitment to rise in quality and the rankings.

An editorial from the Gainesville Sun.

Scanning yesteryear's memories

WHERE LIFE BLOOMS
Ladonna Rodriguez

Recently I visited the Sebring Historical Society located next to the public library in downtown Sebring, at the invitation of Marty Albritton. Marty informed me that the Historical Society is preparing for its 50th anniversary of recording and preserving the so important history of our hometown and she wanted to put our heads together to think of ideas to help make the upcoming celebration very special.

As my eyes wandered through the small building with low ceilings, I pictured those before us who carefully researched and preserved historical information for the future, what we may now take for granted. I saw the many artifacts collected over the years carefully stored behind glass: old typewriters, lamps, beautiful silver pitchers and bowls, patches from important events, and the photos … oh the photos, and what those images convey!

I looked at the stacks of numbered, oversized books, each with treasured news, all important to someone. I wished I had more time to sit and just look through them, even if to just chuckle at some of the old advertisements, when gum was a nickel and gas was 50 cents.

On a table near the front were several books, and one that caught my attention was the "50th anniversary of Sebring" book. I opened it and stumbled upon the photos showing the fire department through the years. Dating back to the 1920s, in two photos I found my great-uncle and my grandfather, both perched on the fire department vehicles of the time. Treasures, truly. And so heartwarming to know that my family was a very early part of our hometown.

When you can take a few minutes, stop by and let those volunteers at our Sebring Historical Society know how much you appreciate all they do to preserve our history and culture, and peruse through the preserved newspapers and books. You may find your own family treasures in the words written there.

Ladonna Paedae Rodriguez is owner of Hobby Hill Florists in Sebring. Columns are the opinion of the writer, not necessarily that of the Highlands News-Sun. Email her at hobbyhill@tnni.net.

Rescuing recyclables in Sebring

GUEST COLUMN
Michael Schott

My mother has been working in Sebring for the last five years as a traveling doctor and recently relocated here permanently to her new (very old) forever-home in historic downtown.

It was to our incredible shock upon making several casual inquiries, and then calling waste management, and finally the City Council, that Sebring does not have a recycling program for anyone living in the town limits.

I was raised throughout the U.S., and when I was a teenager in Iowa, I remember hating my mom for making me wash out glass jars and plastic takeout containers before throwing them into the recycling. We even had to separate the glass from the plastic from the aluminum, because there was no "mainstream" system.

Fast forward 15 years, every time I come down to Sebring to visit my mom between my classes, I end up hauling back a rear-passenger-seat full of recycling 2 1/2 hours to my home in Titusville, where I thought they were behind the times for only collecting recycling every other week.

But surely this is better than never, ever, at all...

Now my roommate silently grumbles at me because our bin is always overflowing with cardboard and styrofoam, not to mention heavy as hell and nearly impossible to guide out to the side of the road. I can only imagine what the collectors must think.

The thing I can't stop stirring in my mind is the complacency this is teaching to the generation of kids whom I was always brought up to believe recycling was supposed to help us protect. I still remember that stupid song, "Recycle, Reduce, Reuse, and close the loop, you can close the loop."

Inevitably, my mum and I get into at least one argument a week when I casually try to bring up the amount of recycling I "rescued" from her garbage can that visit, and how I can remember her lecturing me a decade ago about the very same thing.

"We're doing it for your children and their children!" she would say. "We work a little harder today, so they can have a today tomorrow."

I'm writing to you and your colleague at Highlands, because frankly I don't know who else to go to with the ability to influence so many people. I'm a millennial, but I have nothing to do with YouTube and social media except pity, so I'm heeding my mum's old advice whenever she, a single educated woman felt threatened by a corrupt high school or a crooked investor; I'm going to the newspaper.

I know there's big money in metal, plastic, and glass re-industry. Surely if it's a matter of dollar signs, the Sebring City Council could find the highest bidder to buy their free scrap metal saved from the trash?

This is all above my head, so any guidance would be greatly appreciated.

Michael Lally Schott is a resident of Titusville who visits Sebring on a regular basis. Guest columns are the opinion of the writer, not necessarily that of the Highlands News-Sun.

JOIN THE CONVERSATION

Letters are welcome on virtually any subject, but we do have some rules. We will not accept any Letters to the Editor that mention a business in a negative tone, as they have no means to defend themselves. Please keep Letters to the Editor to less than 250 words. Letters will be edited to length as well as for grammar and spelling. All letters must be signed with full name – not initials. An address and telephone number must be included. The phone number and address are not for publication, but must be provided. In the case of letters that are emailed, the same rules apply.

Due to the number of letters received, we are able to run only four letters per person per month.

The Letters to the Editor section is designed as a public forum for community discourse, and the opinions and statements made in letters are solely those of the individual writers. The newspaper takes no responsibility for the content of these letters.

Please send or bring correspondence to the Highlands News-Sun, Letters to the Editor, 315 US 27 North Sebring, FL 33870, or fax to 863-385-1954. Readers may also email Letters to the Editor to editor@newssun.com.

GARBAGE

FROM PAGE 1A

saying it would not be beneficial to have a night meeting on the subject.

Commissioner Jim Brooks also said he didn't hear too many problems from people.

Commissioner Don Elwell said that after they did one-on-one conversations with Wheatley and other officials, they said it would be good to discuss their meetings as a group, at a scheduled public meeting.

They all had questions about:

• Why has the operations facility the company planned to have at the landfill not been built yet?

• What should be done about curbside recycling, given that the market for it — China — has been closed off to American imports?

• Could garbage collection go back to twice per week?

"I think Greg's saying let them bring that back to us," Handley answered.

"I say this with all the love: If we wait a long time to hear from them, we'll wait a long time," Elwell said.

He preferred the county tell Waste Connections "when the exam is" to get answers in a timely manner.

"A lot of people out there are having problems," Elwell said.

Handley asked if he meant to get a wish list from the company, then set a date, and Elwell said yes. It would give both commissioners and residents a chance to review that reply.

"We want citizens to decide what they want," Elwell said.

Commissioner Jack Richie suggested the "open time frame" from Thanksgiving to Christmas holidays for the workshop, since the commission isn't usually busy then.

Commissioners batted about some calendar dates, such as Oct. 16 and 23. Brooks said he wouldn't be available on Oct. 23.

Elwell suggested Oct. 16 as a deadline for Waste Connections' reply and the evening of Oct. 30 for the workshop. Harris was willing to agree, tentatively.

"I'm still not sure we need a night meeting until I see what they want," Harris said.

SFSC

FROM PAGE 1A

25 incidents over the three-year period, are listed as liquor law violations. In 2017, there were nine liquor law violations, specifically at the Jacaranda Hotel, which is the college's only residential facility.

In the category of violence against women, in 2017, there was one report of domestic violence (Teacherage in Sebring) and one report of stalking (Highlands campus).

In the category of arrests, in 2017, there were two incidents of drug law violations (one at the Highlands campus and one at the Lake Placid Center) and two incidents of weapons possessions (both at Highlands campus).

The Hardee and DeSoto campuses have perfect safety records for 2015 through 2017 with no recorded incidents.

The Teacherage only had the one incident from 2017 listed in the three-year report.

The Crews Center in Avon Park only had one incident, a burglary in 2015, in the three-year report.

The report notes that in the event that a crime or situation occurs either on or off campus that poses a threat to the college community, a timely warning will be issue by the SFSC administration. These warnings will be posted on the SFSC website homepage.

SFSC uses Blackboard Connect to disseminate mass text announcements to students, faculty and staff.

As a redundancy, information may also be sent out through the college email system to all students, faculty and staff, report states.

STUDY

FROM PAGE 1A

if that meant that FDOT would hold on plans to close off the U.S. 27 and Northwood Boulevard junction to cross-traffic, and Slater said yes, but they would look at it.

"It's easy to look at," Elwell said, citing it's six lanes of highway traffic being crossed by left-turning motorists from either side.

"There's an eye center there," he said, with drivers who've just had their eyes dilated. "There's a bar on the other side."

He also suggested FDOT add some "slower traffic keep right" signs along that section, to prevent people from weaving.

Elwell further suggested the state change the sequence on the traffic signal at Flare Road to allow a split-phase. Rather than have all cross traffic go at once, traffic could go from one side and then the other, in turns, before letting U.S. 27 roll again.

That would reduce conflicts between left-turn and straight traffic on the side street.

HRTPO member and County Commissioner Jack Richie said FDOT needs to look at improving the U.S. 27 crossover at Lake Mirror Drive. He doesn't favor a traffic light, but suggested FDOT might look at straightening the junction to a right angle.

The acute angle it's at now makes it harder for motorists to see traffic from all directions, Richie said.

Elwell was one of the local HRTPO members who pushed last February for closing or altering some median crossovers on the highway. County Commissioner Jim Brooks also pushed for changes at the now-restricted Palmetto Street in Avon Park and the still-open median crossover at Ryant Boulevard in Sebring. Both have had fatal wrecks.

Elwell also advocated adjusting speed limits at that time, given speed limits were 45 mph through Avon Park and Lake Placid, 50 mph south of Sebring, but 55 mph in the busiest area past Lakeshore Mall.

Slater said FDOT still used the 85th percentile rule for setting speed limits with 10 mph ranges, both national highway standards. The 85th percentile allows transportation officials to set speed limits at the rate 85 percent of motorists drive.

Measurements showed drivers going 55-56 mph on the south end of the section where the limit was already 50 mph. Northbound past Lake Jackson got faster, 60-64 mph despite a 55 mph limit, because with the lake bordering the road, drivers don't have people turning in or pulling out, Slater said.

Now that the whole section is 50 mph, Slater said county officials have asked for more speed limit signs, to remind people. FDOT, he said, is working on that.

Signs will likely get placed so they are most visible once motorists join the road at major intersections. When speed limits change, Slater said, FDOT puts out extra signs ahead of time.

Elwell expressed concerns about people still speeding past Highlands Regional Medical Center or the Kindergarten Learning Center. Slater said enforcement is key, especially in the area where people are driving near 65 mph in a 55 mph zone.

"When you've got a huge differential like that, people are weaving," Slater said.

CROSSWORD PUZZLES

Newsday Crossword

YOU'RE EXCUSED by Greg Johnson
Edited by Stanley Newman
www.stanxwords.com

ACROSS

1 Davis with two Oscars
6 Use a chisel on wood
10 It means "more or less"
13 Put forth
14 Mother of Isaac
16 Annual *31 Days of Oscar* airer
17 Trade restriction of a sort
19 HBO rival
20 "I'm flummoxed"
21 Deep spaces
23 Ecto- opposite
24 Handle appropriately
27 Seed protector
28 To-watch list for many millions
32 Fabric flaw
35 Alternating current advocate
36 Eurasian chain
37 Except possibly
39 Tightens (up)
40 Marie Curie's Nobelist daughter
41 Tea-leaf readers
44 Retired NBAer Ming
45 Press conference phrase
48 Battle it out
49 From birth
50 Apt to share one's feelings
54 Backslide
56 Neighborhood with bodegas
58 PC bookmark
59 Film spoofing *Star Trek*
62 Org. employing air marshals
63 Worth keeping
64 *Odd Couple* role
65 Boys and men
66 Old-fashioned outburst
67 In harmony

DOWN

1 Blass contemporary
2 Gas giant
3 Lackluster
4 Stepped all over
5 Henri's existence
6 JD's designation
7 Frat letter
8 NATO member since 2009
9 39 Down protector
10 "A snap!"
11 Form with itemized deductions
12 Care managers
15 Food for guinea pigs
18 Personal preferences
22 Turn away
25 Fluffy threesome
26 Right-angled pipe
29 Footnote abbr.
30 Taco chip dip
31 2 Down, formerly
32 Wreck
33 From back to front
34 Lucite alias
38 Penetrate
39 Fedora lookalike
41 Snail without a shell
42 Current D.C. setting
43 When an EMT is due at the ER
46 Precarious
47 What's put up at a shutout
51 Pietro's "No problem"
52 Iron, in Austria
53 Our, to Renoir
54 Novelist Rendell
55 Obstacle to humility
57 Seascape hue
60 Free-bird connection
61 Filled (in) or crossed (out)



CREATORS SYNDICATE © 2018 STANLEY NEWMAN STANXWORDS@AOL.COM 9/21/18

Answer to previous puzzle

C	A	P	R	I		R	E	A	R		P	I	C	
E	S	S	E	N		E	L	M	O		E	N	O	S
S	K	E	P	T	I	C	I	S	M		R	I	C	E
S	O	U		O	N	E		A	S	I	M	O	V	
N	U	D	E		A	S	S	N		K	L	I	N	E
A	T	O	M	S		S	C	A	R	Y		C	U	R
			I	L	K		I	R	A	S		A	T	E
	I	N	T	E	L	L	E	C	T	U	A	L	S	
M	M	I		D	E	A	N		E	R	R			
U	P	C		D	E	N	C	H		F	A	M	E	D
T	A	E	B	O		D	E	E	P		B	A	R	E
T	R	I	A	G	E			A	R	E		Y	O	U
E	T	D	S		A	P	O	L	O	G	E	T	I	C
R	E	E	K		R	I	F	T		G	R	A	C	E
	D	A	S		S	E	T	H		S	A	G	A	S

9/21/18

Los Angeles Times Daily Crossword Puzzle

Edited by Rich Norris and Joyce Lewis

ACROSS

1 Harmonious groups
7 Maybelline product
14 Role for Miley
15 Sticks
16 Result of too many people fishing?
18 Customer file prompt
19 Lincoln and Grant had them in common
21 Meet halfway
22 Show of support
24 Religious music?
27 Buoyant wood
30 On point
31 '60s protest gp.
32 Well-versed about sailing ships?
37 Exhilarated shout
38 Fencing gear
40 Dispute between polite fellows?
44 Term.
47 Practical joke
48 Stimulate
49 Problems with cellphone signals?
54 __ corda: played using the piano's soft pedal
55 Orly arrival
56 Like little-known facts
59 Hungary neighbor
62 "Above my pay grade" ... and, read in four parts, a hint to 16-, 24-, 32-, 40- and 49-Across
65 Dodging
66 Pushes back, say
67 No
68 Antarctic explorer Shackleton

DOWN

1 Golden State traffic org.
2 "Bali __"
3 Nearly zero
4 About
5 Indian noble
6 Cutting
7 George Strait label
8 Munic. official
9 Family ride
10 Shipped stuff
11 Dodges
12 Fix some bare spots, say
13 Take stock of
17 Sixteenth-century year
20 Ivory, for one
22 __ Dhabi
23 Jabber
25 Cut or crust opener
26 Seventh in an instructional 39-Down, perhaps
28 Obstacle
29 Back to back?
33 Pines
34 Very small amounts
35 Volunteer for another tour
36 Final Four game
39 Order
41 Eau in Ecuador
42 Sister
43 It may be iced
44 Showed leniency toward
45 Villa d'Este city
46 Hostility
50 Cattle drivers
51 Navel configuration
52 Shore bird
53 Goal or basket
57 Lenovo competitor
58 Bangalore bread
60 Lodging spot
61 Sports rep.
63 Sot's affliction
64 East, in Essen

By Jerry Edelstein 9/21/18

Thursday's Puzzle Solved

G	A	S	P		C	A	U	L	S		N	I	C	E
I	N	C	A		A	L	L	I	N		O	O	H	S
F	J	O	R	D	P	I	N	T	O		S	N	I	T
T	O	R	E	R	O		A	R	C		E	I	R	E
S	U	N	N	I		G	R	E	A	T	J	A	P	E
			T	B	A	R			T	R	O	N		
L	E	A	S		R	O	A	D		I	B	S	E	N
E	T	S		S	K	I	D	O	J	O		E	R	A
S	C	H	W	A		N	O	V	A		K	A	R	T
		B	A	S	S			E	W	A	N			
J	I	L	L	H	U	M	O	R		L	I	A	N	A
I	D	O	L		N	Y	C		C	O	S	M	O	S
L	I	N	O		G	O	T	T	H	E	H	O	O	K
T	O	D	O		O	P	E	R	A		E	L	S	E
S	T	E	N		D	E	T	E	R		S	E	E	D

©2018 Tribune Content Agency, LLC 9/21/18

LOCAL SPORTS

Red Devils primed for Spartans

FILE PHOTO

Avon Park's Earl Collins (12) runs away from the Lake Highland Prep defense during last Friday's win. The Red Devils host Discovery High for tonight's homecoming game at Joe Franza Stadium.

Avon Park hosts Discovery for homecoming

FILE PHOTO

Avon Park defensive back Xavier Holdman (10) breaks up a pass play during last Friday's 44-6 win over Lake Highland Prep in Orlando.

By JIM TAYLOR
CORRESPONDENT

AVON PARK – The Avon Park Red Devils will be hosting the Discovery Spartans tonight at Joe Franza Stadium as the Red Devils look to build on their 44-6 win over Lake Highland Prep last Friday.

Though both teams come into tonight's game with 3-1 records, that is where the similarities stop as the Red Devils proudly sport a long and successful history on the gridiron and this is Discovery's first year with a varsity program.

If there is one weakness that has been consistently displayed by this year's Red Devils, they have been notoriously slow in getting started.

They trailed Frostproof by 19 before rallying in overtime to win. DeSoto stayed neck-and-neck with Avon Park until the Red Devils pulled away late.

The magic ran out against Hardee as too many turnovers combined with a slow start led to a blowout and last week against Lake Highland Prep, Avon Park only held an 8-6 lead at the half in a game that first-year Avon Park Coach Jerry Hudnell stated that should have been over in the first quarter.

"I am serious about that," said Hudnell. "We can't afford to start slow because it puts us in bad situations. We want to run the ball and dictate the pace of

DEVILS | 6A

RUTH ANNE LAWSON/STAFF

Lake Placid's Quwesmael Sholtz (2) runs in a recent game against Fort Meade. The Green Dragons host Southwest Florida Christian at 7 tonight.

Green Dragons ready for Kings

Lake Placid plays Southwest Florida Christian tonight

By RUTH ANNE LAWSON
STAFF WRITER

LAKE PLACID – The Lake Placid Green Dragons have prepared all week to face the Southwest Florida Christian Kings in tonight's game.

The Green Dragons come into the contest at 1-3 and on a three-game losing streak, while the Kings are also 1-3 on the season.

"Southwest Florida Christian is a smaller school," said Lake Placid Coach Andy Judah. "We played some similar schools and we haven't played the same opponents yet but we will. We have the same record. They like to spread you out and throw a little bit. They have a left-handed sophomore quarterback that can throw it if you give him time. They will come back in and run it on you if they can."

The Kings use a 3-5 and a 4-4 alignment on defense.

"They will try to get to you before you get anything accomplished," Judah said. "We want to establish the run and we think we can be successful. We want to get the ball into the hands of Katwan Ward and Javarie White. Neither one of them got enough touches last week. We have done some tweaking and we think we have made some good adjustments in hopes of being more successful."

Southwest Florida Christian quarterback Cade Daugherty has a cannon and his favorite target is wide receiver Brandon Lawrence.

"Southwest Florida Christian is more of a good team instead of any one individual player," said Judah. "Their quarterback, we have to keep him moving and not give him time. He will throw the ball and they want to get the ball to running back Brandon Lawrence. Mainly it's the quarterback and not giving him time to sit back and look."

The Green Dragons have changed a few minor details in their game.

DRAGONS | 6A

SPORTS BRIEFS

NU-HOPE Clay shoot coming up

Highlands News-Sun
SPORTS STAFF

The Tommy Todd Memorial/NU-HOPE Clay Shoot will be held on Saturday, Oct. 13 at Quail Creek Plantation in Okeechobee.

Registration opens at 8:30 am, with a shotgun start at 9:30 am.

Entry fee is $125 per shooter, with a special discount offered to all Law Enforcement participants. Sponsorship opportunities are also available.

Awards will be given to the highest individual, female, youth, and team scores.

A complimentary grilled sausage breakfast and BBQ Chicken and Ribs lunch is provided for all registered participants.

Up for bid at the silent auction is a Remington 870 Express Pump Action Shotgun, donated by Shawn Martz and Bryan's Outdoor World of Lake Wales, combined with an overnight stay at Quail Creek Plantation, donated by Quail Creek.

The winner of the annual Gun Raffle Package, provided by The Gun Rack of Sebring, will also be drawn.

This year's gun is a Henry 22 LR Lever Action Riffle and Scope. Tickets for the gun raffle are available for $5 each or 5 for $20, and may be obtained by contacting NU-HOPE.

NU-HOPE wishes to thank the following members of the NU-HOPE Heartland Alliance for Aging for helping to make this event possible: MIDFLORIDA Credit Union, Bowman Steel, ABC Appliances, CenterState Bank, and Heacock Insurance.

For more information, please contact Laurie Murphy at (863) 382-2134 or via email at MurphyL@nuhope.org.

So come on out, join us for the NU-HOPE Clay Shoot, and have fun while helping seniors to remain vital members of our community!

Chet A. Brojek Golf Tournament

The Avon Park Champions Club is holding the Chet A. Brojek Golf Tournament on Saturday, Oct. 13, at River Greens Golf Club. The four-person scramble will begin with an 8 a.m. shotgun start.

The cost is $60 per person and includes golf, cart, lunch, refreshments and awards and raffle prizes after golf in the clubhouse. There will also be contests for closest-to-the-pin, closest-to-the line, putting contest, a raffle and 50-50 drawing.

Hole sponsorships are available for $50 or a corporate sponsorship of four enteries and a hole sponsor sign is available for $275.

Make checks payable to the Avon Park Champions Club and mail to 118 S. Lake Ave., Avon Park, FL 33825.

For questions, email cbrojek@comcast.net or call 863-712-3524.

Healthy Heart 5K run/4K Paws run

SEBRING — The annual Healthy Heart 5K Run and 4K Paws Run in memory of Jimmy Polatty, will take place this year on Oct. 6 at Highlands Hammock State Park. The 5K begins at 7:45 a.m. and the 4K with your dog starts at 8:15 a.m. First five dogs across the finish line receive a prize.

For information, call Jim or Colleen Polatty

BRIEFS | 6A

Blue Streaks prepare for Trojans

Sebring takes on Lely in homecoming game

By MARK PINSON
SPORTS EDITOR

The Sebring football team is hitting its stride at just the right time as the talented Lely Trojans invade Firemen's Memorial Field for tonight's homecoming game.

Sebring is 2-1 on the season and the Blue Streaks are coming off a 64-0 demolition of Lake Region last Friday night.

"We had a good district win over Lake Region last week and we want to carry that momentum into the game against Lely," said veteran Sebring head coach LaVaar Scott. "

Lely (Naples) brings an 0-3 record into tonight's game, but the Trojans have played a difficult schedule, which included a 14-9 defeat at the hands of a talented Clewiston squad last week.

"Lely has a pretty good program and I know I'm 0-2 against them," said Scott. "The last time we played them was in 2015 because last year's game was canceled because of Hurricane Irma. Lely has an athletic team, a good quarterback and a running back that is highly regarded."

FILE PHOTO

The Sebring defense sacks the Bartow quarterback in a recent game. The Blue Streaks play Lely High for homecoming tonight at Firemen's Field.

The Trojans use a variety of formations on offense.

"Lely runs a little bit of everything," the Blue Streak coach said. "Sometimes their in the I-Formation and other times in the spread. They give you a lot of different looks, so we have to get lined up properly, pay attention to our keys and swarm to the ball on defense."

Sebring will look to exploit the Trojans 3-4 defense with an explosive rushing attack paced by senior quarterback DJ Williams and a bevy of speedy and elusive running backs.

"Our running game is getting better," Scott said. "We want to run right at Lely because they're quick but not that big on the defensive line. They are athletic and it's hard to get outside on them, but we are bigger and stronger and we should be able to have some success with inside runs."

This is homecoming week for Sebring High and with that comes a number of distractions the players and coaches have to deal with.

"It's a busy week for

STREAKS | 6A

DEVILS
FROM PAGE 5A

the game and when you fall behind it makes it difficult to do that."

Discovery is an undersized team, only three players are listed as weighing over 200 pounds and on paper and history, this should be a game that should be pretty much over in the first half. If the Red Devils can come out with a solid start instead of allowing teams to stay in the game much longer than they should be in it.

Hudnell stated that they wanted to work on the run game that put up impressive numbers last week as Tyrek Dunlap, Dave Martin and Earl Collins combined for nearly 350 yards with Dunlap rushing for 171, Martin for over 100 and Collins for 70, most of that in the second half.

"We want to continue to work on our running game," said Hudnell. "Our running game started slow last week, but as the game progressed, our run game picked up about midway through the third quarter. The offensive line is getting better and I would like to see them be a bit more aggressive."

FILE PHOTO

Avon Park's Dah'Quan Braswell (52) rushes Lake Highland Prep's Thomas Furry during last Friday's game.

Hudnell also stated that the defense continues to play great.

Tonight is homecoming for Avon Park and the anticipated large crowd should have a lot to cheer about.

"Homecoming week is always full of distractions," said Hudnell. "But we just need to focus on the game and executing our assignments correctly. It should be a big crowd for homecoming and we're looking forward to playing well and giving them something to cheer about."

Avon Park is at Tenoroc (Lakeland) next week and then the Red Devils will be back home on Oct. 5 for a home game against the Fort Meade Miners.

Tonight's game against Discovery High is set to kickoff at 7:30 at Joe Franza Stadium.

FILE PHOTO

Lake Placid's Katwan Ward recovers a loose ball in a game against the Fort Meade Miners.

DRAGONS
FROM PAGE 5A

"Practice has been pretty good," said Judah. "We have had five in a row and we will have five more in a row before we have a bye week. The bumps and bruises are intensifying and we have some guys that haven't been able to fully participate like we want. We think we will be at full strength or close to it at game time but really the energy has been pretty good. There won't be any major differences but just the basic things and figuring out what will work against the opponent."

Coach Judah and the Green Dragons are hoping for a big crowd to come out and support the team for tonight's game because Lake Placid will be on the road next week for a difficult game at Mulberry.

Lake Placid is back home against DeSoto on Oct. 5, which is homecoming week for the Green Dragons.

"We had a tough game at Frostproof last week and it will be good to be playing in front of our fans," Judah said. "We're on the road next week, so we hope our fans come out and give us a lot of support."

Kickoff is set for 7 tonight at Roger Scarborough Memorial Field.

FILE PHOTO

Sebring wide receiver Norris Taylor (1) has the ability and speed to score from anywhere on the field.

STREAKS
FROM PAGE 5A

sure," Scott said. "But we've had some good practices in some very hot conditions and we should be focused and ready to play four quarters against a good Lely team."

A large homecoming crowd should be on hand for tonight's game against the Trojans.

"We've had decent crowds this season but it should be packed for homecoming," Scott said. "We hope a lot of people come out and support us because we don't have a home game until a month from now."

Kickoff for tonight's game is set for 7:30 at Firemen's Memorial Field.

Don't forget to recycle your newspapers!

BRIEFS
FROM PAGE 5A

at 863-386-4927. http://endurancesportstiming.com/race-calendar/.

Sign Up For Skyway 10K

Registration for the second annual Skyway 10K is now open. The event is expected to sell-out quickly.

The top changes for the Second Annual Skyway 10K are: Increased number of waves to reduce the congestion on the bridge.

New awards for King and Queen of the Hill — a timed race up the incline of the bridge.

Improved coordination with the City of St. Pete Police and Tampa Bay Rays to ease parking congestion on both Saturday and Sunday.

New iPhone/Android app to keep you updated on Race Day including live parking suggestions. Improved race shirt sizing.

Redesigned bus boarding queues for easier loading and post-race unloading through the medal and food areas. Option to have your race packet mailed to you.

Bleacher seating at Tropicana Field around the jumbotron for friends and family to watch the CBS live coverage. GoPros now allowed on the bridge. Virtual Racing – details available later this year.

The inaugural Sunshine Skyway 10K Bridge Run raised $560,000 for the Armed Forces Families Foundation, meaning 100 percent of every registration fee dollar is going to fund projects to support the families of our service men and women.

The sold-out inaugural Skyway 10K took place on March 4 and was an overwhelming success. Participant registration for the run across the Bob Graham Sunshine Skyway Bridge realized its targeted 7,000 participant capacity only five days after being announced. It was the first running event across the Skyway Bridge since it opened in 1987.

In all, people from 40 states, three countries and all five branches of the United States armed forces participated in the run.

As planned, 100 percent of the proceeds from the Skyway 10K are going to benefit the Armed Forces Families Foundation, a 501©(3) non-profit organization that provides 100 percent of the funds they raise back to projects that help our military service men and women and their families.

Anyone interested in volunteering for or sponsoring the second annual Skyway 10K can learn more by visiting skyway10k.com or emailing info@skyway10k.com.

PLEASE JOIN US AT THE Jacaranda Hotel
To Celebrate "V" MOSELEY'S 90th. Year
September 29, 2018, 1pm - 3pm
Family - Friends
Students - Teachers
All Are Welcome!
adno=3612619-1

LP TITLE COMPANY
Trisha Barnhart
Licensed Title Agent
137 Tower Street
Lake Placid, FL 33852
(863) 659-4109
Fax (863) 659-4463
trisha@lptitleco.com
adno=3613268-1

Compare Our CD Rates
Bank-issued, FDIC-insured
3-month 2.00% APY* Minimum deposit $1,000
6-month 2.10% APY* Minimum deposit $1,000
1-year 2.40% APY* Minimum deposit $1,000
* Annual Percentage Yield (APY) effective 09/11/2018. CDs offered by Edward Jones are bank-issued and FDIC-insured up to $250,000 (principal and interest accrued but not yet paid) per depositor, per insured depository institution, for each account ownership category. Please visit www.fdic.gov or contact your financial advisor for additional information. Subject to availability and price change. CD values are subject to interest rate risk such that when interest rates rise, the prices of CDs can decrease. If CDs are sold prior to maturity, the investor can lose principal value. FDIC insurance does not cover losses in market value. Early withdrawal may not be permitted. Yields quoted are net of all commissions. CDs require the distribution of interest and do not allow interest to compound. CDs offered through Edward Jones are issued by banks and thrifts nationwide. All CDs sold by Edward Jones are registered with the Depository Trust Corp. (DTC).
Call or visit your local financial advisor today.
Alan Holmes, AAMS®
Financial Advisor
2160 Lakeview Dr
Sebring, FL 33870
863-382-4450
www.edwardjones.com
Member SIPC
Edward Jones MAKING SENSE OF INVESTING
adno=3611994-1

OUTDOOR LIFE

Friday, September 21, 2018 | CLASSIFIEDS, COMICS & PUZZLES INSIDE | SECTION B

Dog Ownership — Runaway Dog

COURTESY PHOTO

A dog is on the loose and very stressed out.

Sign up for obedience classes for your pet

By SUZANNE SIGMUND
Special to Highlands News-Sun

Has your dog ever run away from you? Did you call his name and he just kept running? Sometimes a dog will bolt when they slip out of their collar or they see something they would like to chase such as a squirrel or a rabbit.

Most of the time, they will come back to you within a few minutes. When the dog returns to you, what do you do? Do you yell or scold the dog for running, spank the dog or do you praise the dog for coming back to you?

Dogs that run away are no laughing matter. It is very upsetting. They could get hit by a car or injured by another animal. Fear sets in immediately that you won't be able to find them, and they could end up at the shelter or something even worse.

Try to give your dog a lot of attention. Play with him, talk to him, give him lots of affection and take him for walks or to the local dog park. When Fido does what you want him to do, give him lots of praise and treats.

Make sure your 4-legged friend knows his name and comes when you call him. When Fido comes to you when called, give him praise and treats. Training is key. Teach Fido that when he comes to you, he will be rewarded. Be happy and praise him over and over. He will want to come to you when he is called because he knows how he will be treated.

When and if the time comes and your fury friend breaks away from you, when he hears your voice calling his name, he will immediately remember how he will be treated when he returns to you.

Imagine if Fido had been yelled at in the past

DOGS | 2B

Antlion a fuzzy predator

Insect is under the sand

By ARCHBOLD BIOLOGICAL STATION

The pits and squiggles of the humble antlion or "doodlebug" are a ubiquitous feature of the sandy soils found at Archbold Biological Station and throughout the southeast.

Antlions build inverted cone shaped pits by crawling backwards in a spiral and throwing piles of sand outwards. Once finished digging, they sit quietly at the bottom, waiting for prey. Ants or other creatures that step on the slope lose their footing and tumble into the pit, where the antlion waits with its powerful jaws and fast reflexes.

Archbold is home to 11 different species of antlions, each with slightly different preferences for location and food.

Gently tickling the edge of a pit is often enough to coax the tiny hunter from its lair, revealing its scary looking mandibles and armored head. However, anyone brave enough to have dug the entire creature out of its pit was probably disappointed.

"Despite having these big scary heads," Archbold Intern Ann Dunn states," they're really just these fat little grub babies under there. They can't sting, or even walk properly."

Just what are antlions, anyway?

The "pit-builder" antlions that people are most familiar with are really the immature offspring of a very different looking insect. After being placed in the sand as an egg by their mother, baby or "larval" antlions spend months to years operating their pit, keeping still to save energy and collecting as much nutrition as they can.

Antlion young are well adapted to living in very hot and dry habitats, and can survive for months without food or water. Once they have enough nutrition, they build a silk cocoon in the sand and develop as a pupa for about a month.

The adult antlion emerges from its cocoon in a delicate, winged form, about an inch and a half long, and immediately searches for a place to hang upside-down and unfurl its wings. The adult stage looks like a long, thin moth.



PHOTO BY BRANDON WOO

The famous Antlion or "doodlebug" is really the grub-like young of a larger insect.

Dunn says many people are surprised to learn that the famous "pit-building" hunting behavior of antlions is a skill only used during one part of the animal's life. "Antlions building pits are a lot like caterpillars are to butterflies—they have to eat as much food as they can so they have energy to develop into adults." Adult antlions are quite peaceful compared to their children, and pollinate flowers at night.

Mark Deyrup of Archbold's Invertebrate Laboratory says there are 22 species of antlions In Florida; more than any other state.

Although the "pit-builders" are the most famous, most antlion species do not make pits at all. For example, the beautiful and elusive Glenurus spends its childhood in tree holes, hunting small bugs in the debris.

The largest species in Florida is Vella americana, which also does not build pits, and instead hunts other insects by chasing after them while buried just under the surface of sandy areas. Their huge, grape-sized young can be found by following their trails in sand roads. While antlions may try to bite if held, they are often too small to do so and their venom is not potent enough to affect humans.

PHOTO BY BRANDON WOO

Adult antlions can look like moths, but they are not closely related.

Antlion larvae are frequently

ARCHBOLD | 2B

FLIGHTLINE
John Rousch

Got your marble?

By JOHN ROUSCH
Flightlines

In the classroom at the EAA Chapter 1240 Aviaiton Development Center there is a bowl of glass marbles and a large glass jar. When students are finished for the day working on the AirCam and other aviation activities, for everything new they learned, they take a marble from the bowl and put it in the jar.

COURTESY PHOTO

Students working on model aircraft with Big Lake Hobbies.

It is amazing how soon the jar fills up. This exercise helps the students reflect on what they did and what they learned at the end of the day.

Many times, our daily activities have us rushing from one thing to another without thinking about what just happened. We may think about it later in the day, or in recent phone calls I have received,

MARBLE | 2B

Get out and enjoy the outdoors

Saturday is National Hunting and Fishing Day

By FWC

Florida has abundant outdoor recreational opportunities. The state boasts public access to a wide array of hunting, fishing, boating and wildlife viewing activities. It is the Fishing Capital of the World and has one of the largest wildlife management area systems in the country.

You can celebrate National Hunting and Fishing Day Sept. 22 by enjoying all the state has to offer, and make a difference, as well.

"I hope many Florida residents and visitors will participate in one of the many outdoor activities that Florida has to offer in recognition of National Hunting and Fishing Day. Participating in these outdoor activities is not only fun, it also results in supporting conservation efforts," said Eric Sutton, Executive Director of the Florida Fish and Wildlife Conservation Commission (FWC). "For many of us, someone important in our lives took the time to introduce us to fishing, hunting, boating, hiking or wildlife viewing. This is a great time of year for us to make a difference in conservation by taking the time to introduce someone to the outdoors."

FWC PHOTO

Enjoy the great outdoors since Saturday is National Hunting and Fishing Day.

The FWC encourages fellow conservationists to show appreciation for how they got involved in hunting, fishing, boating, wildlife viewing, birding, hiking, or other outdoor recreational activities. To share a memory from the outdoors, post a picture to social media with #WhoTaughtYou.

In 1972, Congress established the fourth Saturday in September as a special day to honor hunters and anglers for their leadership in conserving America's fish, wildlife and wild places by continually participating in these outdoor sports and by ensuring that their licenses remain valid.

This group is a valuable part of natural resource conservation – and you can be, too.

Thanks to the vision of notable Americans, such as President Theodore Roosevelt, fish and wildlife management in North America is largely entrusted to states and other government entities, with all citizens owning an equal share.

Several federal efforts, including the Pittman-Robertson Wildlife Restoration and Dingell-Johnson Sport Fish Restoration acts, laid the foundation for what is referred to as the North American Model of Wildlife Conservation.

"What this means for Florida's residents and visitors is that we can all make a difference. We can all enjoy the natural resources of our state and we are all responsible for conserving them," Sutton said.

The hunting, fishing, boating and shooting sports industries pay into the federal Wildlife and Sportfish Restoration program, resulting annually in millions of dollars for each state agency to fund science-based fish and wildlife conservation and boating opportunity improvements.

When people purchase firearms, ammunition, fishing gear, archery equipment or motorboat fuel, their dollars ultimately support research, education, access to public lands and water, and conserving a range of fish and wildlife.

"Additionally, when you purchase a Florida hunting or fishing license, you play a major role in this program because the WSFR funding Florida receives depends, in part, on the number of licenses issued," Sutton said.

Visit GoOutdoorsFlorida.com to purchase or renew your Florida hunting or fishing license.

Over the years, Florida has had many conservation success stories – turkeys, spotted sea trout, white-tailed deer, alligators, manatees, bald eagles, green sea turtles, panther, bass – and while some of these species are protected in Florida, the

OUTDOORS | 6B



COURTESY PHOTO

The fuselage coming back to final assembly.

MARBLE

FROM PAGE 1B

years later as some past students have contacted me to say thanks for some of the past lessons.

Our Youth Aviation Education program is hard to put one identifiable label on it. It involves many contributors; the school board as it is a high school science credit class, hosted by EAA Chapter 1240, using the AOPA High School Aviation Curriculum, supported by community partners such as the Sebring Regional Airport and Big Lake Hobbies.

In addition to these efforts, parents have stepped up to help. We have enjoyed "Berish Beans" as a side dish for our lunches from Daniele Berish who has daughter Mikyla in the class, and Steve Blount and his son Ryan provided a cook out lunch for everyone on Saturday. Steve's daughter Nicole is in the class. When there is that kind of support, the energy is contagious.

If you had been able to walk around the session on Saturday, you would have seen some real "magic". When you have students leading and learning from each other, from a teacher's perspective, it is magic. Using powered hand tools is a new experience for many in the class.

Some may have used tools at home, but the air powered tools used in our aircraft construction requires special attention with the high speed of the drills and the materials we are using. Luke Halpern second year student was demonstrating and guiding Nicole on how to use an air powered variable speed drill, so she could start drilling a hole slowly and finish at a higher speed as others watched. Mikyla was showing other first year students how to install a drill bit in the chuck of an air powered drill.

We had a guest from Tallahassee, Brenda Edmonds, who just bought an AirCam kit and wanted to see how we were building ours. Brenda is a pilot and has indicated she wants to build the AirCam on her own even though here husband has built other aircraft. When I met her in the beginning of the day she indicated she was very apprehensive and wondered if she could do this on her own. At the end of the day she knew she could.

Many of the students spent time with her to explain how they learned and followed the construction manual step by step. Brenda kept saying how impressed she was with our students.

We enjoy the opportunity to share what we are doing with others and how our "community" has come together to support this program. We are building more than an aircraft, we are developing life skills of working with tools, teamwork, self-confidence, learning from each other, and enjoying the process of learning new things and stretching their comfort zones.

We have also been asked to share our program as a best practice at the National AOPA High School Aviation symposium in Louisville, Kentucky this November. So, we get to share our community effort to a national audience and hopefully encourage others to do the same.

My "marble" that went into the jar was seeing the power of a community coming together making an investment in our youth and our youth taking charge of their learning. It is powerful magic.

For more information about our Youth Aviation Education Program and how you might become involved or support the effort, contact John Rousch at sebringe-aa1240@gmail.com , call or text 863-273-0522.

John Rousch is a pilot and Aerospace Technology Instructor with the School Board of Highlands County. He is also President of EAA Chapter 1240 in Sebring, Florida.

Paddle Florida season-opener on is approaching

Special to Highlands News-Sun

Gainesville — Paddle Florida's season-opener starts on the Suwannee River Wilderness Trail October 19-24.

The trip spans 65 miles of the scenic Suwannee River and a portion of the northern Withlacoochee River from Madison Blue Spring State Park south to Branford. Paddlers can enjoy Florida's most famous river while exploring dozens of clear blue springs perfect for swimming and snorkeling in Florida's mild autumn weather.

This a paddling adventure treats participants will paddle by more than a dozen springs over five days, many perfect for swimming or snorkeling. With mist swirling off the water's surface, most mornings on the Suwannee offer paddlers an experience of unparalleled beauty.

Off the water, Paddle Florida favorite Tom Shed will perform at Suwannee River State Park on Saturday, Oct. 20. Lis and Lon Williamson will perform at beautiful Lafayette Flue Springs State Park on Monday, Oct. 22.

Other evening programs include a presentation from the Florida Springs Institute to review the river's ecosystems and the geology of the springs. Doobie Brothers Catering will provide down-home Southern cooking for hungry paddlers' meals.

Paddle Florida staff takes care of everything but the actual paddling on their trips, which are scouted in advance to ensure waterway conditions and shoreline camping spots maximize comfort and showcase nature's best view. Meal plans and gear shuttling eliminate the need to weigh boats down with food and camping equipment.

Lead and sweep boats provide an added measure of safety. With this level of support, paddlers of all ages and skill levels can enjoy an extended adventure in natural North Florida.

Trip fees cover riverside camping, meals, entertainment, and shuttles. The Suwannee trip fee is $550 for adults, $525 for seniors (65+) and college students, $500 for ages 8-17, and children under 8 are free.

For a Paddle Florida Lite daily rate, detailed trip itinerary and registration visit www.paddleflorida.org. Paddle Florida has partnered with Suwannee Canoe Outpost to provide Suwannee River paddlers with all their boating needs. The deadline to register for the Suwannee trip is October 5.

Paddle Florida is a not-for-profit 501 ©(3) corporation organized to support canoeing and kayaking in Florida. Supported multi-day padding/camping adventures across Florida showcase the state's natural beauty and rich cultural heritage while promoting water conservation, wildlife preservation, springs restoration, and waterways protection.

Paddle Florida also seeks to promote Florida as an international destination for nature-based tourism.

Paddle Florida's 2018-19 season includes two new trips and travels to:

Flagler Coastal Wildlife Experience – November 1-4, 2018

Paddle with dolphins, meet rescued sea turtles, and float by historic forts as you immerse yourself in the rich cultural history and natural beauty of Florida's northeast coast. The registration deadline is October 18.

Ocklawaha Odyssey – November 30 – December 4, 2018

Float over Florida's most famed first magnitude spring and see monkeys dangling from cypress branches and a rich diversity of birds, while exploring an Old Florida land-and waterscape on this 48-mile paddle down the Silver and Ocklawaha Rivers. The registration deadline is November 16.

Wild, Wonderful Withlacoochee — January 17-22, 2019

Beginning at Lake Panasoffkee, paddlers will thread their way through hardwood swamps and tannic streams on a 60-mile journey to the Gulf of Mexico. The adventure includes a side trip to the colorful Rainbow River and its world class first magnitude spring. Registration deadline is January 4.

The Florida Keys Challenge — February 9-15, 2019

Paddle the azure coastal waters of the Middle Florida Keys, including the length of the famed 7-Mile Bridge, explore mangrove tunnels, and watch sea turtles surface beside your kayak, and enjoy a snorkeling trip out to Looe Key. Registration deadline is January 26.

Flori-Bama Expedition on Perdido River — March 10-15, 2019 – New trip

Paddling the Florida/Alabama border, enjoy beach camping along a cozy meandering river to the more open waters of Perdido Bay as we explore the most diverse set of ecosystems of the season. Registration deadline is February 24.

Suwannee River Paddling Festival — April 5-7, 2019

With camping atop the bluff overlooking two beautiful rivers, our season-capping festival takes place at Suwannee River State Park near Live Oak. The weekend will offer supported 8-12 mile paddling options on both the Suwannee and Withlacoochee Rivers, a concert featuring Paddle Florida's favorite musicians and educational presentations from regional waterway experts. Registration deadline is March 22.

For trip more details and registration information, visit paddleflorida.org and follow Paddle Florida on Facebook facebook.com/paddleflorida.

ARCHBOLD

FROM PAGE 1B

used as subjects for studies of animal behavior, as they are active, hardy, and common throughout the year. Earlier studies performed by Thomas Eisner on antlions at Archbold show that they are able to attack and feed on venomous ants without rupturing the ants' venom glands. Many other studies focus on the habitat preferences of young antlions: as they spend much of their lives in sand, they are quite picky about the quality and location of their homes.

For those seeking more, Archbold's Discovering Florida Scrub curriculum, found on the Archbold website, contains an introduction to antlion ecology, as well as a lesson plan for a behavioral experiment focusing on antlions. Much remains to be discovered about antlions, making them a great starting point for the study of insects.

DOGS

FROM PAGE 1B

or even hit for not returning when he was called. Fido will remember. He might not want to return to you because he does not want to get yelled at or hit. If he knows from experience that he will be rewarded with praise and your affection, he is more likely to return when he hears your voice.

One time Murphy slipped her collar and ran freely through the yard. I immediately began to panic and started calling, "Come Murphy, come Murphy". Fortunately, she came right back to me. I quickly put her collar on and then we had a party! I praised and petted her and talked in a real happy voice telling her what a good girl she was. It was easy to do… because I was happy.

Training could be the answer for avoiding a runaway dog. Recall training (calling the dog to come to you) is difficult because dogs are easily distracted and teaching a dog to obey among distractions is a specific skill that many people lack. The Heartland Dog Club offers Beginners Obedience and Intermediate Obedience.

In these classes, owners will learn to keep their dog's attention by calling their names and recalls will be practiced.

The final classes for 2018 will begin on October 2, 2018. Please call now to register at 863 – 304 – 8582.





FIREMENS FLEA MARKET
NOW OPEN
FRIDAY & SATURDAY
8 AM - 2 PM
Visit our Inside Vendors
Outside & Inside Spots Available
Highlands County Fair Grounds
Call (863) 382-2255
adno=3609269-1

CLASSIFIEDS

Call to Place Your Ad TODAY 863-385-6155

Garage Sales: 1-3 days, only $22
1 week: $35
2 weeks: $49
4 weeks: $79

Reach Over 65,000 Readers EVERY DAY!

LEGAL NOTICES

FICTITIOUS NAME 12

NOTICE UNDER
FICTITIOUS NAME LAW
PURSUANT TO SECTION 865.09,
FLORIDA STATUTES

NOTICE IS HEREBY GIVEN that the undersigned, desiring to engage in business under the fictitious name of TYLER'S EMBROIDERY located at 3148 Essex Avenue, in the County of Highlands, in the City of Lake Placid, Florida 33852, intends to register the said name with the Division of Corporations of the Florida Department of State, Tallahassee, Florida.

DATED at Lake Placid, Florida, this 17th day of September, 2018.

Laura L. Tyler
September 21, 2018

NOTICE OF AUCTION 19

NOTICE OF DISPOSITION

ACCORDING TO THE FLORIDA SELF STORAGE FACILITY ACT THE FOLLOWING STORAGE UNITS LOCATED AT THE STORAGE PLACE OF AVON PARK, 395 CR17A WEST, AVON PARK, FL 33825 WILL BE DISPOSED OF TO AN AUCTIONEER ON **OCTOBER 15, 2018 AT 10:00 AM.** ALL UNITS ARE SAID TO CONTAIN HOUSEHOLD GOODS UNLESS OTHERWISE STATED.

Names and unit numbers are as follows:

NAME	UNIT NUMBER
Sharon Leighton	329
Chris Gordon	121
Glen Glass	102
Kathryn Welch	364

DISPOSITION BEING MADE TO SATISFY LANDLORD'S LIEN MANAGEMENT RESERVES ALL RIGHTS, UNDER FLORIDA LAW, ALL PAYMENTS MUST BE MADE IN CASH.

September 21, 28, 2018

NOTICE TO CREDITORS 20

IN THE CIRCUIT COURT
HIGHLANDS COUNTY, FLORIDA
PROBATE DIVISION
FILE NO. **PC 18-404**
Division Probate
IN RE: ESTATE OF
LETHA B. REWIS
a/k/a LETHA BELLE REWIS
Deceased.

NOTICE TO CREDITORS

The administration of the estate of **LETHA B. REWIS,** deceased, whose date of death was **December 1, 2017,** is pending in the Circuit Court for Highlands County, Florida, Probate Division, the address of which is 590 S. Commerce Avenue, Sebring, Florida 33870. The names and addresses of the personal representative and the personal representative's attorney are set forth below.

All creditors of the decedent and other persons having claims or demands against decedent's estate on whom a copy of this notice is required to be served must file their claims with this court ON OR BEFORE THE LATER OF 3 MONTHS AFTER THE TIME OF THE FIRST PUBLICATION OF THIS NOTICE OR 30 DAYS AFTER THE DATE OF SERVICE OF A COPY OF THIS NOTICE ON THEM.

All other creditors of the decedent and other persons having claims or demands against decedent's estate must file their claims with this court WITHIN 3 MONTHS AFTER THE DATE OF THE FIRST PUBLICATION OF THIS NOTICE.

ALL CLAIMS NOT FILED WITHIN THE TIME PERIODS SET FORTH IN FLORIDA STATUTES SECTION 733.702 WILL BE FOREVER BARRED.

NOTWITHSTANDING THE TIME PERIODS SET FORTH ABOVE, ANY CLAIM FILED TWO (2) YEARS OR MORE AFTER THE DECEDENT'S DATE OF DEATH IS BARRED.

The date of first publication of this Notice is September 14, 2018.

Personal Representative:
/s/ **Ranferd Rewis**
Ranferd Rewis
245 Morgan Road
Batesville, Arkansas 72501
Attorney for Personal Representative:
/s/ **David F. Lanier**
David F. Lanier
Florida Bar No. 045399
Attorney at Law
P.O. Box 400
Avon Park, Florida 33826-0400
September 14, 21, 2018

IN THE CIRCUIT COURT OF THE
TENTH JUDICIAL CIRCUIT
HIGHLANDS COUNTY, FLORIDA
PROBATE DIVISION
FILE NO. **PC 18-369**
IN RE: ESTATE OF
GINA ANN FAVORS
aka GINA FAVORS,
Deceased.

NOTICE TO CREDITORS

TO ALL PERSONS HAVING CLAIMS OR DEMANDS AGAINST THE ABOVE ESTATE:

You are hereby notified that an Order of Summary Administration has been entered in the estate of **GINA ANN FAVORS aka GINA FAVORS,** deceased, File Number **PC 18-369,** by the Circuit Court for Highlands County, Florida, Probate Division, the address of which is 590 S. Commerce, Sebring, Florida 33870, and that the decedent's date of death was MAY 11, 2018; that the total value of the estate is **$13,325.00,** and the name and address of those to whom it has been assigned by such order are:

NAME & ADDRESS
CHAREESE PETERS
4195 HIGEL AVENUE
SARASOTA, FL 34242
RANDALL COBB
3130 N. 58TH AVENUE
HOLLYWOOD, FL 33021
DARRELL COBB
P.O. BOX 2
AVON PARK, FL 33826
KATHERINE STAFFA
1332 PASADENA AVE., S. #101
SOUTH PASADENA, FL 33707
ANGELA DECKER
341 CR 1749
CHICO, TX 76431
MEMORAY FOSNESS
15424 2ND ST. E.
MADEIRA BEACH, FL 33708
JARRETT COBB
1500 E. LAKE BUFFEM ROAD
FT. MEADE, FL 33841

ALL INTERESTED PERSONS ARE NOTIFIED THAT:

All creditors of the estate of the decedent and persons having claims or demands against estate of the decedent other than those for whom provision for full payment was made in the Order of Summary Administration must file their claims with this Court WITHIN THE TIME PERIODS SET FORTH IN SECTION 733.702, FLORIDA STATUTES. ALL CLAIMS AND DEMANDS NOT SOF ILED WILL BE FOREVER BARRED. NOTWITHSTANDING ANY OTHER APPLICABLE TIME PERIOD, ANY CLAIM FILED TWO (2) YEARS OR MORE AFTER THE DECEDENT'S DEATH IS BARRED.

The date of the first publication of this Notice is **September 21, 2018.**

Person Giving Notice:
CHAREESE PETERS
4195 Higel Avenue
Sarasota, FL 34242
/s/ Chareese Peters
Attorney for Person Giving Notice:
ABLES & CRAIG, P.A.
551 South Commerce Avenue
Sebring, Florida 33870
Telephone: (863) 385-0112
Fax: (863) 385-1284
Email:service@heartlandfloridalaw.com
By: /s/ Brandon S. Craig
BRANDON S. CRAIG
Florida Bar No.: 0085800
September 21, 28, 2018

NOTICE OF FORECLOSURE 22

IN THE CIRCUIT COURT
OF THE TENTH JUDICIAL CIRCUIT
OF FLORIDA IN AND FOR
HIGHLANDS COUNTY
GENERAL JURISDICTION DIVISION
CASE NO. **28-2017-CA-000412**
FEDRAL NATIONAL MORTGAGE ASSOCIATION (``FANNIE MAE"), A CORPORATION ORGANIZED AND EXISTING UNDER THE LAWS OF THE UNITED STATES OF AMERICA,
Plaintiff,
vs.
DYNAMITE RENTAL PROPERTIES, LLC AS TRUSTEE OF THE 1167 MEMORIAL TRUST DATE 01/14/2008, et. al.,
Defendants.

NOTICE OF FORECLOSURE SALE

NOTICE IS HEREBY GIVEN pursuant to a Summary Final Judgment of Foreclosure filed **July 31, 2018** entered in **Civil Case No. 28-2017-CA-000412** of the Circuit Court of the TENTH Judicial Circuit in and for Highlands County, Sebring, Florida, the Clerk of Court will sell to the highest and best bidder for cash at the Jury Assembly Room in the Highlands County Courthouse, 430 South Commerce Avenue, Sebring, FL 33870 at 11:00 AM in accordance with Chapter 45, Florida Statutes on the **23rd day of October, 2018** at 11:00 AM on the following described property as set forth in said Summary Final Judgment, to-wit:

THE NORTH 1/2 OF THE EAST 1/2 OF LOT 2, SKIPPER AND LANIER SUBDIVISION, ACCORDING TO THE MAP OR PLAT THEREOF AS RECORDED IN PLAT BOOK 1, PAGE 12, OF THE PUBLIC RECORDS OF HIGHLANDS COUNTY, FLORIDA.

Any person claiming an interest in the surplus from the sale, if any, other than the property owner as of the date of the Lis Pendens, must file a claim within 60 days after the sale.

Dated this **1st day of August, 2018.**

ROBERT W. GERMAINE, CLERK
CLERK OF THE CIRCUIT COURT
As Clerk of the Court
BY: /s/ **Chrystal K. Williams**
Deputy Clerk

If you are a person with a disability who needs any accommodation in order to participate in this proceeding, you are entitled, at no cost to you, to the provision of certain assistance. Please contact the Office of the Court Administrator, (863)534-4690, within two (2) working days of your receipt of this Notice of Foreclosure Sale; if you are hearing or voice impaired, call TDD (863)534-7777 or Florida Relay Service 711.
5928965 15-02875-1
September 21, 28, 2018

IN THE CIRCUIT COURT OF THE
TENTH JUDICIAL CIRCUIT OF FLORIDA
IN AND FOR HIGHLANDS COUNTY
GENERAL JURISDICTION DIVISION
CASE NO. 17000395GCAXMX
QUICKEN LOANS INC.,
Plaintiff,
vs.
THE UNKNOWN HEIRS, BENEFICIARIES, DEVISEES, GRANTEES, ASSIGNEES, LIENORS, CREDITORS, TRUSTEES AND ALL OTHERS WHO MAY CLAIM AN INTEREST IN THE ESTATE OF ERIC DAY A/K/A ERIC D. DAY, DECEASED; KELLY BALL, et al.
Defendant(s).

NOTICE OF FORECLOSURE SALE

NOTICE IS HEREBY GIVEN pursuant to a Final Judgment of Foreclosure dated **August 29, 2018,** and entered in Case No. **17000395GCAXMX** of the Circuit Court of the TENTH Judicial Circuit in and for Highlands County, Florida, wherein **QUICKEN LOANS INC.** is the Plaintiff and **THE UNKNOWN HEIRS, BENEFICIARIES, DEVISEES, GRANTEES, ASSIGNEES, LIENORS, CREDITORS, TRUSTEES AND ALL OTHERS WHO MAY CLAIM AN INTEREST IN THE ESTATE OF ERIC DAY A/K/A ERIC D. DAY, DECEASED; KELLY BALL** are the Defendant(s). Robert Germaine as Clerk of the Circuit Court will sell to the highest and best bidder for cash, the Jury Assembly Room 430 S. Commerce Ave., Sebring, FL 33870, at 11:00 AM on **October 30, 2018**, the following described property as set forth in said Final Judgment, to wit:

LOT THREE (3), BLOCK FIVE (5), GRAND PRIX HEIGHTS, ACCORDING TO THE PLAT THEREOF, AS RECORDED IN PLAT BOOK 7, PAGE 76, OF THE PUBLIC RECORDS OF HIGHLANDS COUNTY, FLORIDA.

Property Address: 1203 FOREST RD SEBRING, FL 33872

Any person claiming an interest in the surplus from the sale, if any, other than the property owner as of the date of the lis pendens must file a claim within 60 days after the sale.

Dated this **30th day of August, 2018.**

Robert Germaine
As Clerk of the Court
By: /s/ Chrystal K. Williams
As Deputy Clerk

IMPORTANT

AMERICANS WITH DISABILITIES ACT. If you are a person with a disability who needs assistance in order to participate in a program or service of the State Courts System, you should contact the Office of the Court Administrator at (863)534-4686 (voice), (863)534-7777 (TDD) or (800)955-8770 (Florida Relay Service), as much in advance of your court appearance or visit to the courthouse as possible. Please be prepared to explain your functional limitations and suggest an auxiliary aid or service that you believe will enable you to effectively participate in the court program or service.
17-069316-DaW
September 21, 28, 2018

1000 REAL ESTATE

"We Are Pledged To The Letter And Spirit of U.S. Policy For The Achievement Of Equal Housing Opportunity Throughout The Nation. We Encourage And Support An Affirmative Advertising And Marketing Program In Which there Are No Barriers To Obtaining Housing Because of Race, Color, Religion, Sec, Handicap, Familial Status Or National Origin."

HOMES FOR SALE 1020

Placid Lakes, Lake June Access!

Lovely 3/2 home at 904 Catfish Creek Rd. Screen porch, w/outside deck & jacuzzi; reverse osmosis & rights to boat ramp & Lake June. $189k obo.

863-699-6772

CLASSIFIED ADS SELL

OUT OF AREA HOMES 1110

FOR GREAT Smoky Mountains Living in North Carolina, Visit www.4Smokys.com, enter Waynesville, NC. See listing 68 Old Country Road, Waynesville, NC. G.W. (Bill) Thagard, 1-205-410-6751, BillT@4Smokys.com

WANTED TO BUY 1120

Lake Placid CASH for Your Home! Rapid Closing; Any Condition. Must have sufficient equity. Ken **863-441-2689**

WE BUY HOUSES. Good, Bad, or Ugly. Any Condition. Fast Closing. Call 24 hours, listen to recorded message. 954-860-8884 FloridaHouseGroup.com

HOMES FOR RENT 1210

Apartments & Houses for Rent in Highlands County Starting at $450
Pet Friendly!
Call Mike 863-243-9191
www.Mylakeplacid.com

HOMES FOR RENT 1210

Sebring~ 3/3 newly updated 2500sf on dbl lot at 223 Kite Ave. $1,200/mo +1st & sec. **786-512-1594**

Lakefront Home
2000 sf home $1,000/mo
1yr lease, NO PETS.
863-382-2221

APARTMENTS FOR RENT 1320

Avon Park on Main St.~Lg 1/1, carport. Add. living/bd rm. Lake view. $565 1st/sec, water incl. **561-719-2520**

Cable TV Free~Lg 1/1 tile flrs, mini blinds, rent inc all util quiet, safe $725/mo +1st, lst & sec. **863-385-1999**

Sebring~ 1/1, includes water, sewer & garbage. $450. First, last & sec. No Pets. **800-743-2301**

Sebring~ new completely remodeled lrg 1bd & 2 bd: new kit cabinets, appliances, ceramic tile. $600/mo **863-588-0303**

Sebring Lake Front Condos & Houses New kitchens; 1br starting at $550; 2 br starting at $675 1yr lease, NO PETS. **863-382-2221**

UNFURNISHED APARTMENTS 1324

Lake Placid 1 & 2 BR Apts
Rental Assistance Available
Tues. & Wed. 8am - noon;
Friday 8am - noon
THORNBURY APARTMENTS
863-465-4526
800-955-8771 TTY
This institution is an equal opportunity provider and employer

EQUAL HOUSING OPPORTUNITY

MOBILE HOMES FOR RENT 1340

Sebring seasonal mobile home, 2/1, completely furnished, 4 months min., $1000 mo. 863-465-1451, 863-840-0403.

You Save Big Bucks Shopping Classifieds!

Sebring~ 1/1 newly remodeled, quiet park & pets welcome! $595/mo, trash incl. Call Philip **863-899-1762**

ROOMS FOR RENT 1360

Avon Park~ Studio (w/bath, fridge & microwave only; 1 person only) Newly updated. $550/mo + sec. No smokers, Next to Olympic rest. Landmark Suites, 510 US Hwy 27 N. By appointment. **954-612-8585**

Country setting only 3 miles to town. Dish TV, W/D, whole house privileges. $400 month or $100 week, 863-202-6363.

Lake Placid~1/1; singles only; includes electric, fridge & microwave. $400 month. **863-699-0049**

VACATION/ SEASONAL RENTALS 1390

Lake Placid 2/2/1
Enclosed pool, furnished, on canal, 6 mo. @ $1,350/mo inclusive. **970-947-9753**

Sebring~ 2/2 Furnished Mobile Homes in 55+communities. Francis I and/or Francis II. Utilities included, Very clean. **305-431-1283**

COMMERCIAL RENTAL 1392

Liberty Star Plaza

Sebring *Liberty Star Plaza* 3000-18,000 sqft; Built out. US 27 Near SR 66. **Great Medical, School, Real Estate space! 863-471-0663**

WATERFRONT 1515

BEST BUY ON THE COAST
Yacht Club Homesite with boat slip.
Gated, Luxury, Community.
ONLY $49,880. Way under value!!!
WWW.WATERFRONTLIFEFL.NET
1.855.459-1128
Florida Waterway Sales, LLC.
Licensed Real Estate Broker

2000 EMPLOYMENT

HELP WANTED 2001

Maintenance Position
Tanglewood is now accepting applications for 2 FT positions (40 hrs/wk. w/benefits). Pool experience a plus! **Apply in person** 8am–5pm M-F at the Business Office, 3000 Tanglewood Parkway, Sebring. Use entrance off HWY 27 by Dollar General; dial 3003 at gate keypad for entry.

Genpak

Genpak LLC, a leading manufacturer of disposable foodservice packaging, is seeking to fill the following positions in our Sebring plant.

★ **Packers**
★ **Quality Inspectors**
★ **Forklift Drivers**
★ **Welder/Fabricator**
★ **Electrician**
★ **Maintenance Mechanic**
★ **Production Supervisor**
★ **Parts Administrative Asst.**
★ **Reception/Accounts Payable**

We offer a highly competitive compensation package, insurance & retirement benefits.

***NOW* Open Interviews Thursdays: 1–4pm**

Apply in Person at 116 Shicane Dr., Sebring, FL 33870 & bring your resume.
GenPak is an Equal Oportunity Employer.

Aluminum Installer/ Carpenter Helper~ Need basic tools & transportation. Call **863-386-4423**

Advertise Today!

Aluminum Installer Wanted
For Gutters, Soffits & Fascia.
Must be experienced.
Call 863-381-9659

WORKERS NEEDED

19 workers needed for **Arnulfo Martinez** for citrus harvesting from 11/15/18 to 06/15/19. Workers will be paid $1.00+ per 90 lb field box, but will be guaranteed $11.29 per hour. Job location is in Central Florida. This job opportunity is temporary, 36 hours per week guaranteeing at least 3/4 of the time offered. Free housing is provided to workers who cannot reasonably return to their permanent residence at the end of the work day. Transportation and subsistence expenses to the work site will be provided by the employer upon completion of 50% of the work contract. Tools, equipment and supplies will be provided at no cost. Job order holding office is at 107 East Madison St., Tallahassee, FL 32399. Job order 10787711.

EQUIPMENT OPERATOR for grove equip. Clean Florida Driver License required. Pay based on experience. Drug - free workplace. Apply in person 8am – 11am & 1pm - 4pm Monday– Friday @ 109 Arron Dr., Lake Placid, FL 863-465-2821 or office@lpclp.com

HELP WANTED 2001

Want to make a difference in the lives of others? Join the Habitat for Humanity Team!

★ **PT Homeownership Counselor**:
$12/hr. Serve as initial point of contact for homeownership lending program; provides homeownership counseling and training. Must pass a background, credit check, and drug screening.

★ **FT Construction Crew Leader:**
$14/hr. Lead various groups of volunteers on the build site. Oversees construction project from start to finish. Must have construction experience, flexible schedule, and clean driving record. Some Saturdays required. Must pass background check and drug screening.

Apply within: at 159 S. Commerce Ave., Downtown Sebring, Monday–Friday 8am–4pm

Highlands County H&R Block Offices

Now seeking talented highly-motivated professionals! Limited or no prior experience? NO PROBLEM. Our Tax Course is recognized as the industry's leading tax training program & will provide you with the skills needed to become a tax professional.

Classes Begin:
10/02/18; End 11/10/18
at Sebring Location
Class Hours:
Tues & Thurs 6pm-9pm;
*Some Sat., 10am-1pm
Call 863-385-1052
to see how you can get $50 off your class fee.
hrblock.com/careers

Exp'd Excavator & Loader Demo work; Mechanical Skills & Dump Truck Exp; Class A CDL a plus! **863-382-1228**

FT Help Wanted No Weekends! All Positions Available! Apply in person (no calls) Griffin's Dry Cleaning, 212 S. Ridgewood Dr., Sebring

Heartland Rural Health Network Inc.

Do you have a Passion for Empowering Youth?
Do you like to talk to large groups of youths about how they can better their life?
If so, please visit
hrhn.org/employment to see our current openings for
Health Educators

FT Pest Control Technician and/or Lawn Technician for local pest control company. Must be 18 years old and have a good driving record. **Benefits avail!** 863-465-6622 or Fax resume to 863-465-1513.

CORRECT CARE RECOVERY SOLUTIONS

MAINTENACE TECHNICIAN
Correct Care Solutions F/T
Maintenance service & repairs of plumbing, carpentry, painting, plastering, machine servicing, & electrial servicing.
★ High school diploma or equivalent required & 3 yrs. of general maintenance. EPA cert. for refrigerants & at least 1 yr. of HVAC training preferred.
www.correctcare solutions.com
Job Fair:
Sept. 12, 9am-1pm
13619 SE Hwy. 70

SENIOR ACCOUNTANT (FT)
Application deadline: 10/3/18.
For details and to apply visit
http://sfsc.interviewexchange.com
863-784-7132. EA/EO.
South Florida State College

LOCAL ACCOUNTING FIRM
Seeking Full Time
RECEPTIONIST / OFFICE MANAGER
Typing Skills A Must
Billing Experience Preferred
Salary Dependent On Experience
Send Resume To:
Douglas A. McLean, CPA, PA
300 Circle Park Dr, Sebring, FL 33870
or email:
douglasamcleancpa@yahoo.com

adno=3610980-1

HELP WANTED 2001

florikan

Various Manuf. Positions
$13.5/hr-$48k start; EXP req. forklift pref. Hardee Co. **Apply online** at **www.Florikan.com**

GET RESULTS USE CLASSIFIED!

FULL TIME *PAGINATOR/GRAPHIC ARTIST* WANTED

Do you have a creative eye? Solid design skills? Enjoy working in an exciting environment? We are building a design team and we want you to be a part of it!

- Design and layout pages in a clean and exciting fashion for several print publications.
- Create ads and design covers for special sections and other publications.

Nights and weekends required. Experience in InDesign and Adobe Creative Suite preferred. Proofreading skills a must. The ***Highlands News-Sun*** **and** ***Highlands Sun*** offers a competitive compensation package including salary plus incentive, a benefit package, and plenty of opportunity for advancement.

We are a drug and tobacco free workplace. Pre-employment drug/nicotine screening required.

Send resume and design samples to:
Donna Scherlacher
Multi Media Director
Donna.Scherlacher@highlandsnewssun.com
315 US Hwy 27 N.,
Sebring, FL 33870.

HIGHLANDS NEWS-SUN
YOUR HOMETOWN NEWSPAPER SINCE 1919

CULTURAL PROGRAMS SPECIALIST: MARKETING AND PUBLICITY (FT)
Open until filled; application review date 10/8/18. Anticipated start date 1/2/19. For details and to apply visit http://sfsc.interviewexchange.com . 863-784-7132. EA/EO VET PREF.
SOUTH FLORIDA State College

FULL-TIME POSITION VACANICES
- Specialized Maintenance
- General Maintenance

Positions are open until filled. Visit http://sfsc.interviewexchange.com to apply. 863-784-7132. EA/EO/VET PREF
SOUTH FLORIDA State College

Exp'd Metal Roofer Wanted
I have building permits for several projects. $20/hr. Call Terry **863-382-2221**

Learn to Drive a Truck
Get your Commercial Driver's License today at South Florida State College. Scholarships are available to eligible participants.
863-784-7033
SOUTH FLORIDA State College

Shower Door, also Insulation Installers Needed~ Clean driver's lic. req. Apply in person at Heartland Insulation, 225 Commercial Ct., Sebring.

CORRECT CARE RECOVERY SOLUTIONS

THERAPEUTIC SECURITY TECHNICIAN
Correct Care Solutions
Front-line support to residents in the living units by continuously monitoring residents & unit activities. Serves as a member of the treatment team while assuring the safety and security of the living unit.
★ High school diploma or equivalent required.
★ Bachelor degree preferred.
★ 1yr. direct care experience in a forensic, correctional, mental health or hospital setting preferred.
www.correctcaresolutions.com
Job Fair:
Sept. 12, 9am-1pm
13619 SE Hwy. 70, Arcadia

PROFESSIONAL 2010

CHIEF BUILDING OFFICIAL
$61,500.66 ($29.57/hr.) - $84,779.34 ($40.76/hr.)
Hardee County Building & Code Enforcement Department. Ensures department is compliance with policies and procedures. Knowledge of building codes & State and Federal laws. Florida certified as a Building Code Administrator. Four-year college degree in the field of Business Administration, Public Administration, Planning or related field. **Job description & application on the County website at www.hardeecounty.net** Submit application to Hardee County HR Department, 205 Hanchey Road, Wauchula, FL 33873. 863-773-2161. Position open until filled. EOE, F/M/V

MONTESSORI ACADEMY LAKE PLACID

Experienced Toddler Teacher
Pay based on exp. & creds
Call 863-699-1164

MEDICAL 2030

★ RN Nursing ★ Supervisor
Mixture of 7-3, 3-11 Shifts
Apply in person at Florida Mentor, Avon Park Cluster, 55 W. College Dr., Avon Park.
Contact Angelina or Vanessa
863-453-0186
thementornetwork.com
Florida MENTOR

Oaks at Avon
Readers Choice Award Facility
HIRING RNs
★ New Wages ★
Full-Time & Part-Time Positions
Flexible Shifts Available
Career Advancement Opportunities
All Eligible Applicants will be Interviewed Directly.
Apply at 1010 US Hwy 27 N., Avon Park or fax resume to Tammy Padilla at 863-453-5308
Oaks at Avon
A NOT FOR PROFIT FACILITY

Employ Classified!

OAKS AT AVON
Readers Choice Award Facility
◆ HIRING CNAs ◆
Full/Part-Time, all shifts
~ New Wages!!
~ Benefits for FT!!
Apply at 1010 Hwy 27N Avon Park or fax resume to Tammy Padilla at 863-453-5308
Oaks at Avon
A NOT FOR PROFIT FACILITY

Oaks at Avon
Readers Choice Award Facility
★ HIRING LPNs ★
Full-Time & Part-Time Career Advancement Opportunities
Highly Competitve Salaries
All Eligible Applicants will be Interviewed Directly
Apply at 1010 US Hwy 27 N., Avon Park or fax resume to Tammy Padilla at 863-453-5308
Oaks at Avon
A NOT FOR PROFIT FACILITY

Tech Needed
For Fast-Paced ASC
Willing to train
Please fax resume to
863-471-6834

SKILLED TRADES 2050

Plumber Needed
Service work & new construction. Possibility to take over company. No drugs. No alcohol. **Call 863-441-2218**

CHILD/ADULT CARE NEEDED 2090

PT Nursery Attendant
Needed at Community Church of God Lake Placid. Previous exp., references & familiarity w/church settings required. $12/hr, approx 4 hrs/wk. Additional hours for special events. For Interview, call
863-465-3715

CHILD/ADULT CARE NEEDED 2090

Personal caregiver needed~ live-in position; $15.50/hr, 35 hrs/wk. Rent free! Elec., cable & WiFi incl. No pets. **863-441-0304** ask for Scotty (disability speaking, patience needed).

First Baptist Wee Center
Seeking Loving Christian who enjoys working w/children Benefits included! CDA pref. Lake Placid **863-465-1982**

GENERAL 2100

Plant Nursery looking for motivated individual to apply pesticides, mowing etc. Would prefer someone with experience. You can call 863-832-4252 or 863-773-6662 and ask for Carolyn.

3000

NOTICES

ANNOUNCEMENTS 3010



Do You Need More Business?

Reach out to all of Highlands County with 2 publications plus 2 websites to Advertise Your Business!!

Let customers Find You by advertising your business on the Business & Services Page!

Mention this ad and Call Today !!
863-658-0307

HIGHLANDS NEWS-SUN
YOUR HOMETOWN NEWSPAPER SINCE 1919
HIGHLANDS SUN

SCHOOLS & INSTRUCTION 3060

AVIATION CAREERS - Hands on training for career opportunities in aviation, manufacturing and more. Financial aid for qualified students. Job placement assistance. Call AIM 866-314-5838

ADVERTISE!

6000

MERCHANDISE

HIGHLANDS HOT DEALS!

Do you have stuff to sell at $500 or less? Advertise your merchandise now in the Classified Section!

$3 for 3 Lines
$4 for 4 Lines
$5 for 5 Lines

Call

863-385-6155 or 863-658-0307

HIGHLANDS NEWS-SUN
YOUR HOMETOWN NEWSPAPER SINCE 1919

6000

MERCHANDISE

GARAGE SALES 6014

ESTATE AUCTION
10 am Saturday Sept. 22
844 CR 621 E., Lake Placid
Furniture, lots of glassware, blue glass, crystal; kitchenware, lots of pictures, hand & yard tools, fishing poles,
Lots More, Unable to List!!
Lee Begley Auctioneer Lic# AU1089-AB1047. Lake Placid, FL. 863-414-2300 View complete listing at **auctionzip.com, # 23770** terms cash or check with proper ID + 10% buyers premium.

Avon Park - RAMS Pathfinders `Chosen Camporee' benefit sale Thurs-Fri 7am-3pm, 507 W. Hal Mcrae Blvd. Something for all!

You Save Big Bucks Shopping Classifieds!

Lake Placid Estate Sale~ 8a-3p **Fri-Sun** at 1019 Mimosa St., Leisure Lakes. Collectibles, furn., household, (W) designer clothes, shoes & much more!

Cheri's Estate Sale
8a-4p Wed-Fri
Private Sale! Call for Appointment
(Puma Dr., Highlands Ridge Golf Community: from Florida Hospital, take Valerie to right on Manatee, then left on SR 17, right on Power Line Rd., left on Whitehouse Rd., right on East Fairway Vista Dr., left on Carter Creek Dr., right on Puma Dr.)
King bed set, antique desk, 8' dining rm table w/8 chairs, entertainment center, chair & ottoman, lrg. marble top credenza, concealed bar, pictures, roosters, lrg. curio/gun cabinet, round oak table w/4 chairs, patio set, Grandfather clock, wicker chaise lounge, China, pots n pans, rugs, golf clubs, tools, metal shelves, Christmas items, copper artifacts, ladies' clothing (sz 12-14). **Call for time and address at 863-214-3448 or 863-382-0921**

Sebring Annual Indoor Sale~ 8a-1p Fri Sept. 21 at 124 Lake Dr. Blvd. **Furniture, household & more!**

Sebring Huge Sale~ 7a-5p **Thurs-Sun** at 1089 Lake Sebring Dr. Young boy's clothes, odds n ends, tools & more!

HOUSEHOLD GOODS 6030

Air Mattress~ self-inflating queen size. New condition. $35. **863-202-0139**

Kenmore Aspiradora Vacuum w/all attach. bagless. **Brand new!** $100. **863-314-9225**

Revere Ware cook set, copper bottomed, 6 pans with covers, $50, 863-699-0160.

FURNITURE 6035

Bistro Set~glass table & 2 chairs. Good condition, $50. **863-452-6359**

Dining Room Table~w/6 chairs. Beautiful solid pine, 7' long, $500 obo. **863-835-0004 or 863-458-4911**

La-Z-Boy Sectional~ beige, 6 pieces, good shape. $100. **440-552-8791**

Mirrored vanity make-up table with bench, black, metal, $75, 863-699-0160.

Moving!! Must sell everthing! Lots of furniture, household items & misc. Call for pictures/address-863-414-2827

Recliner, tan, exc. cond. $60.00 - 863-840-1626

We Buy/Sell Clean Used Furniture. Best Prices in Town! Sebring Furniture
1542 Lakeview Dr.
(next to Save-a-Lot)
863-386-1119

FURNITURE 6035

50% OFF Selected LR & DR sets! Open 9-5 Thur-Sat at Downtown Mall 231 S. Ridgewood Dr.

TV/STEREO/RADIO 6040

Get TV & Wi-Fi w/NO MONEY DOWN. All-digital satellite sytem installed free & programming as low as $36/mo. New callers can bundle Internet for only $30 more. CALL NOW 1-855-553-5129

FRUITS & VEGETABLES 6075

Veggie Plants~tomato (2/$1), cabbage, kale, peppers, collards, mustard, chard, broccoli, cauliflower, eggplant (4/$1). **McCracken Farm. 863-382-4348** or **863-381-6154**

MUSICAL 6090

Bundy Trumpet~ Good Condition. $85 **863-243-1572**

MEDICAL 6095

Aluminum Ramp~ Great for wheelchairs, scooters etc. 26'. Great shape! $2,500. **863-382-4361**

Health Insurance that is right for you and your family. Free Quote! No Obligation. Call today 1-888-229-0497 Mon-Fri 9AM-9PM EST

Medical Marijuana Available. Obtain 7 Month Prescription $150.00. Smokable Buds and Flowers Available. ST Augustine 904-299-5300. Gainesville 352-306-0220. Orlando 2 locations 407-755-1022 or 321-247-7667

BABY ITEMS 6120

Baby crib - convertible/with Serta mattress, solid wood, VG cond, $100. Baby stroller with canopy, $30, 863-699-0160

LAWN & GARDEN 6160

2011 John Deere 60" Z Trak Mower~ Model 757. Runs good. $1,700. **863-633-9531**

Craftsman Front Tine Rototiller: like new, $175. **Garden seeder**, 2yrs old w/all plates, $50 **863-465-5969**

Patio Dining Set, 7 pc., 4 chairs, glass-top table, umbrella w/base. Brand new in box, $75. **305-304-5117**

TOOLS/ MACHINERY 6190

BS Engine~ 190cc, bottom shaft; used in 2800psi pressure washer. $50. **863-202-0139**

BIRDS 6231

2 large bird cages~ bird & accessories incl. $200. **207-290-0070**

CATS 6232

FREE KITTENS: Male & Female, all colors, 5wks old. **863-835-0004 863-458-4911**

DOGS 6233

YORKIE MINIS CKC
Absolutely Adorable & Healthy Great Selection, meet the parents! **TEACUPS AVAILABLE**
Prices starting at $795+.
941-773-0723 • 322-6709
minimagicyorkie.com

PET SUPPLIES & SERVICES 6236

Fish Tank~ 75 gal., w/wooden cabinet. $125 obo. **863-835-0004 or 863-458-4911**

APPLIANCES 6250

ABC Appliance "Plug into lower prices"
Sales & Service
★ Used Appliances ★
Up to 90 day warranty.
Call 863-655-4995
Help Wanted

Washer/Dryer-Whirlpool, white, good cond., $150 obo 847-727-8273

MISCELLANEOUS 6260

11 - 1980's Hallmark Christmas tree shadow boxes with mini ornaments $15 each, 863-699-0559.

67 - Beanie Babies in good condition, from $70 each OBO, 863-699-0559.

Bath Tub, cast iron, white, good cond. & **Bathroom Sink,** white, $100 obo for both or will sell separate - 812-945-7828

Bene-fit king size magnetic mattress pad, new in box, $150, 863-699-0160.

TROPICAL FRUIT TREES
Avocados Bananas Citrus trees Mango Peach Longan Starfruit Soursop Figs Jujubee Lychee Mulberry Papaya Sugarapple Jackfruit Tamarind Coconut trees Miracle Fruit Blueberries Jabatacaba Sapote & Guava
★ PURE RAW HONEY ★
91 Carefree Ct., or 744 US Hwy 27 N., Venus, FL 33960. 305-216-8452

FREE MERCHANDISE 6260

FREE Entertainment Center~ Large, wood w/glass shelves. Exc. Cond! Free to a good home!
863-840-1626

7000

TRANSPORTATION

AUTOMOTIVE 7005



AUTO DEALS & STEALS

Sell Your New or Used Auto Easy Advertise in the Classifieds!

Only $27.50 for 7 days (4 lines)
Add a photo for only $10 more!

HIGHLANDS NEWS-SUN
YOUR HOMETOWN NEWSPAPER SINCE 1919

CASH FOR CARS! We buy all caars! Junk, high-end, totaled - it doesn't matter! Get free towing and same day cash! NEWER MODELS too! Call 1-833-238-0340

SATURN 7135

1997 Saturn Station Wagon Many new parts, good condition! $1,500 obo. **724-516-1323**

HONDA 7160

1996 Honda Civic EX~ White Coupe, very good condition! **863-840-5595**

Businesses & Services

VOLVO 7230

2004 Volvo C70 Convertible~New tires, well serviced, under 100k mi. Avail. 9/21-24. Call Doug **704-575-7511**

ANTIQUES/ COLLECTIBLES 7250

1923 Model T Ford touring car, good running condition, 863-991-1412.

AUTOS WANTED 7260

Cars ★ Trucks ★ SUVs etc From $1000-$100k~ NO JUNK! I come to you! Call Sam 239-595-4021 or 239-250-2000.

PERSONAL WATER VEHICLES 7332

2016 Jet Ski~ New Condition $5,000. **863-414-4777 or 863-414-7810** www.holidaytravelonline.com VRBO.com Property ID 992898

MISC. BOATS 7333

2005 Jon Boat~ 14' alumn; 9.9 Johnson motor. Runs great! $925. **863-633-9531**

✓✓✓✓✓✓✓

IN THE CLASSIFIED YOU CAN.....

- ✓Find a Pet
- ✓Find a Car
- ✓Find a Job
- ✓Find Garage Sales
- ✓Find A New Employee
- ✓Sell Your Home
- ✓Sell Your Unwanted Merchandise
- ✓Advertise Your Business or Service

Classified - it's the reliable source for the right results

TRAILER & ACCESSORIES 7341

16' Trailer~ 6 1/2' wide, $450 OBO **863-835-0004 or 863-458-4911**

CYCLES/MOPEDS/ SCOOTERS 7360

2007 Honda VTX 1300~ Black, excellent cond. Runs great! $2,800. **863-633-9531**

MOTOR HOMES/ RVs 7380

2001 Chevrolet recreational vehicle, 31k mi., 2 beds, refrig, stove, shower, microwave. Good condition, orig. $60,500. **863-835-1366**

FREE 1996 Ford Motorhome Yes free! Needs repairs, that's why. Good title, just come & take away! **863-655-1792**

Turn your trash into cash! Advertise your yard sale!

5000

BUSINESS SERVICES

5002 GENERAL SERVICES

Find Your Local Business Here!

Hire your next Small Business from our Directory!

Tell Your Friends, Tell Your Family... Support Your Local Businesses

To advertise on this page, mention this ad and call 863-658-0307

HIGHLANDS NEWS-SUN
YOUR HOMETOWN NEWSPAPER SINCE 1919

Find your Best Friend in the Classifieds!

AMERICAN OUTBACK HOLDING COMPANY, INC.

LAND CLEARING~Crushed concrete, driveway, roads & park lot material, mulch, soil. Mowing limited fertilizer spreading etc. **863-443-9279**

HTN

HIGH SPEED INTERNET Unlimited plans starting at $24.95 – price it out: **www.htn.net/internet 863-465-4076**

Highlands HANDYMAN

House Painting★Pressure Washing★Small Home Repairs★Odd Jobs★Light Hauling, and More! ★ 863-464-1135 ★ www.highlandshandyman.com Lic#HM0072 & Insured

AAA Southern Cleaning Service Inc. Commercial and Residential

AAA Southern Cleaning Inc. Carpet cln/Pressure washing Commercial & Residential 863-464-1138

BATH/KITCHEN 5027

ALL STAR TILE

Complete Bathroom Remodel

★ ★ ★ ★ ★

Change Bathtub to Shower

Free Estimates!

863-465-6683

863-381-2025

Licensed & Insured

CABINETRY 5030

Touch of Class

Countertop Refinishing Inc.

The Beautiful and Affordable Countertop Alternative

Why Replace Aging Countertops? Refinish for a whole new look. Call Laurie at 863-368-0126

ADULT CARE 5050

Elderly Care

Muriel Newson

863•451•2584

Elderly Care Services Over 18 yrs exp! **Night care**, cleaning; errands; sm meals; baths etc. **863-451-2584**

CONTRACTORS 5054

Home Improvement

JMC Builders

Kitchen • Bath • Windows • Door Additions • Enclosures • Carports CBC #1251644 - **863-449-0790**

ADVERTISE In The Classifieds!

CLEANING SERVICES 5060

Mopp 'N Buckett

★ Thorough Cleaning ★ ★ Reliable, References ★

863-257-4664

Sonshine Cleaning Service LLC • 863-253-9217 •

WE CLEAN *OFFICES & HOUSES* FREE ESTIMATES!! (863) 253-9217

ELECTRICAL 5070

Master Electrician

Reliable,Quick, 25 yrs Exp. All jobs! Lic# EC13005602

863-453-4513



Same Day Electrician. 25 yrs exp. No job too small. Call for best price. EC13006062

863-214-7369

FLOORING 5083

Hanchey's Carpets Since 1968

Mobile~We come to you! We install what we sell Carpet, Plank, Vinyl, Wood

Call 863-781-4027

FURNITURE REPAIR 5086

Colangelo Woodworking

Furniture Refinishing & Repair

32 yrs exp. Lic/ins #HC00772

863-314-0800

HANDYMAN/ GENERAL REPAIR 5089

Handyman Bob

Install Doors, Windows Flooring, Plumbing & More!

Lic #HM0096 **863-452-5201**

HANDYMAN/ GENERAL REPAIR 5089

Specializing in House, Driveway & Pool Deck Painting & Pressure Washing ★ REBUILD/REPAIR ★ Decks, Walkways & Seawalls 863-212-5651 All Jobs Guaranteed!

HOME / COMM. IMPROVEMENT 5100

MID-STATE GARAGE DOORS & SERVICE, INC DOORS • SCREENS • OPENERS

Residential & Commercial Installation & Repair 863-414-8333

Marine Corp Veteran Proudly Served During 9/11

Double "C" Home Improvements

863-202-5645

Chad J. Chavis Licensed & Insured Lic#HM0183

Trash Removal Any Size Job!! Call "Capt. Trash" 786-367-6098

5000

BUSINESS SERVICES

LAWN/GARDEN & TREE 5110

S & N Affordable Lawncare And Landscaping

Weeding★Trimming★Hedging Mowing★Planting★Gardening Design★Mulching & More!

863-214-8748

Cash in with Class!

Luis Lawncare

Tree Trimming & Removal Shrubs . Hedges . Landscape Lawns . Palm Trimming Pressure Cleaning & Washing

FREE ESTIMATES ~ Insured 863-402-0631/863-212-3282

Joe Johnson's ALL AMERICAN TREE SERVICE

Trimming~Removal

Sod Installation~Stump Grinding

Lot Clearing~Pressure Washing

Top Quality Service From People Who Care!!

Peoples Choice Award Winner!

863-465-7491-863-655-0006

Free Estimates • Licensed & Insured

Hardee Tree Service

★ Land Clearing ★ Stump Grinding ★ Tree Trim/Removal ★ Concrete & Pavers

Lic & Ins. 863-781-2089

LAWN/GARDEN & TREE 5110

PLATT LAWNCARE

Landscaping ★ Field Mowing★Tree Trimming Residential & Commercial Lic & Ins. 863-243-3063

Evergreen Lawn Care & Landscaping

"You grow it, We mow it"

Mow ★Trim ★ Edge ★ Mulch ★Branch Removal ★ Sod & Rock Jobs ★ Flower Beds Free Est. 863-214-0646

MARINE CONSTRUCTION 5122

Burke Marine Construction

Frankie Burke • 30+ yrs in business!

Boathouses • Docks • Seawalls

863-465-0371~863-441-3625

www.burkemarine.com-Lic~Bonded~Ins

13 Triangle Park, Lake Placid, FL

PAINTING/ WALLPAPERING 5140

A+

Painting & Pressure Washing

Insured & Licensed #AP00012

863-414-1685

RON WILLIAMS PAINTING CONTRACTOR Interior & Exterior Pressure Wash 25 Yrs. Exp. Lic/Ins. Lic #6002962 863-402-0693

PEST CONTROL 5150

DAD's Pest Control

Since 1984~ Lawn Spraying & Interior. State cert./lic. & ins. Single owner/operator. **33yrs + exp!** New to area, **No contract required! 20% off** initial service/mention this ad. **561-644-2950 or 863-467-8707**

PET CARE 5155

In Your Home Pet Grooming Dogs, Cats & Birds

15+yrs Exp'd Certified Groomer

Low Prices! 863-368-1446

No Dog Too Big Or Too Small, We Groom Them All

MOGSY'S Grooming Parlor, LLC

863-266-7895

Visit Us at 928 W. Main St., Avon Park

10% Veterans Discount

SCREENING 5184

JOHN'S RESCREENING Pool Enclosures Screen Rooms

Pool Encl, Scrn Rooms & Small Alum Jobs. Est. Since 2004 863-381-2767

Insur. lic #HM0098

Re-Screen Pools & Patios & Garage Doors~ No Job Too Small! Call John 863-381-4897 Lic# 2236

ROOFING 5185

ROOF SOLUTIONS of S.W. Florida, Inc.

"If You're Not Happy, We're Not Finished"

NO Money Down!!

Repairs Only

★ *Specializing in Rotten Wood* ★

Shingles; Metal; Tile

★ 35 yrs exp!

863-699-0383

State Lic. CCC-1329089

KAIZEN CONTRACTING & ROOFING, LLC

Insurance claims specialists! You may have storm damage and not know it! Call for a free roof inspection today.

Tile, Shingle, Metal & Flat Roofs

1-800-941-7604

Lic/Ins. #CCC1331549

SECRETARIAL/ BOOKKEEPING/TAX 5190

Bookkeeping Solutions & More LLC

Corporate & Individual Payroll ★ Payroll Taxes Monthly Reconciliations Notary Services & More

Over 20 yrs Experience

Linda High

863-253-1483

A Bargain Hunters Delight Check the Classifieds First! A Whole Marketplace of Shopping is right at your Fingertips!

MISCELLANEOUS 5230

Raise & Level Building Robert Pospisil Experience

Adjust Hurricane Straps

Specializing in Mobile Homes & Double Wide Manuf. Homes. "If Your Not Happy...We're Not Finished." 561-248-4979

HIGHPOINT QUALITY FURNITURE

STANLEY SLEEPERS RECLINERS DINING-BEDROOMS TV STANDS~BEDS, ETC.

SURPLUS CITY

AMMO BOXES, EMT PANTS, BELTS, KNAPSACKS, TENTS, CAPS, HOLSTERS, COTS, PARACHUTES, VESTS, ETC.

VENDORS MALL YOUR SPACE $99 A MONTH

FARMER'S MARKET

SATURDAYS STARTING OCTOBER RESERVE YOUR SPACE 863-385-4759 2350 US HWY 27 N., SEBRING

Toyota Bassmaster Texas Fest a big deal

Record-breaking limits are predicted for event

Special to Highlands News-Sun

Giant bass and record-breaking limits are predicted for the third Toyota Bassmaster Texas Fest benefiting Texas Parks and Wildlife Department to be held next spring on the legendary Lake Fork near Emory, Texas, B.A.S.S. announced.

The tournament will pay $1 million to the top-ranked professional anglers competing in the event, including a Toyota Tundra pickup truck awarded to the one who weighs in the heaviest bass of the event.

The event is one of nine regular-season tournaments in 2019 in the Bassmaster Elite Series, the world's most prestigious professional bass fishing circuit. It will be held May 2-6 on the 27,000-acre east Texas impoundment of the Sabine River.

"Fishing could be off the charts at that time," said Dave Terre, chief of Inland Fisheries Management and Research for the Texas Parks and Wildlife Department.

Terre noted that Texas Fest is being held at approximately the same time as the 2014 Toyota Texas Bass Classic event — a predecessor of Texas Fest — that established catch records for bass tournaments. Keith Combs of Huntington, Texas, won that event with a three-day, 15-bass total of 110 pounds.

"To get 100 pounds in four days is a major accomplishment, and to do it in three is unheard of," said Combs. "It's nothing about the angler, but it's a testament to this lake."

Stetson Blaylock, who, like Combs, is an Elite Series angler, also joined the Century Club in that event with 102-8. In addition, Combs weighed in a 42-pound limit of five bass one of the days, and his catch included a 10-14 largemouth.

"This outstanding bass fishery is the result of progressive fisheries management practices by TPWD and its partners over the past 38 years," Terre added. "The opportunity to showcase this world-class bass fishery on the Bassmaster stage, with a special tournament format we helped create, is something really special."

Lake Fork would not be suitable for a traditional bass tournament because of its restrictive slot limit, which requires anglers to release bass between 16 inches and 24 inches in length and limits them to only one bass per day more than 24 inches long.

"To comply with the slot limit regulation and to minimize handling stress on bass, TPWD will work with B.A.S.S. to use the 'catch-weigh-immediate release' tournament format that was originally born at the Toyota Texas Bass Classic at Lake Fork in 2007," said Terre. "I think we could see record-setting catches of giant-size bass in 2019. These are the fish that have made Lake Fork a top destination for bass fishing for decades."

Under the format, which was also used in previous Texas Fest events at Sam Rayburn Reservoir and Lake Travis, a judge in each competitor's boat weighs and records the official weight of each bass caught. All bass are immediately released except for one fish over the slot, which can be taken back to the Texas Fest weigh-in stage to show off to fans.

"B.A.S.S. and the Bassmaster Elite Series anglers have long wanted to conduct an Elite event on Lake Fork, which is a bucket-list fishery for bass anglers worldwide," said Bruce Akin, CEO of the 500,000-member B.A.S.S. organization. "The innovative catch-weigh-release format — along with the support of Gulf States Toyota, Texas Parks and Wildlife and the family of B.A.S.S. sponsors — enables us to finally show what Lake Fork is capable of producing. We can't wait to go there."

"We are proud to once again present the 2019 Toyota Bassmaster Texas Fest benefiting Texas Parks and Wildlife, which showcases the great Texas outdoors," said Cindy Hamrick, Gulf States Toyota's vice president of marketing. "Our continued partnership with the Texas Parks and Wildlife Department allows them to offer the Toyota ShareLunker Program and a number of youth and urban outreach programs."

The full field of Elite Series anglers, who must earn the right to compete on the circuit through the Bass Pro Shops Bassmaster Opens and other qualifying events, will fish Thursday and Friday, May 2-3, to accumulate the heaviest five-bass daily limits. Anglers will take a break on Saturday, May 4, for a special Fan Appreciation Day festivities, including Bassmaster University seminars, the Bassmaster Outdoors Expo and the annual Bassmaster High School All-American Fishing Team Tournament. Top-ranked anglers after two competition days will fish Fork in the semifinal round on Sunday, May 5, and the Top 12 will compete on Championship Monday, May 6.

Impounded in 1980, Fork holds the state bass record of 18.18 pounds, and it produced 30 of Texas' Top 50 largemouth bass and seven of the Top 10. It dominates the list of Texas lakes that have produced 13-pound "Legacy" bass entered in the Toyota ShareLunker program. Including three giants this spring, Fork has yielded 260 "teen" bass over the years, or 45 percent of the total ShareLunker Legacy entries statewide.

"Lake Fork is world-renowned for its record-breaking fishing," noted Micheal Rogge, president of the Lake Fork Area Chamber of Commerce. "And Bassmaster is world-renowned for its elite fishing competitors. It is only fitting that these two giants come together for a classic fishing event.

"A coalition of community organizations is proud to have the opportunity to host such a premier event as the Bassmaster Elite Series Tournament benefiting Texas Parks and Wildlife, which has committed so much time and resources to Lake Fork to make it what it is today. Lake Fork is the destination for fishermen from all over the world because of their efforts. All we can say is, 'Welcome to Lake Fork, Bassmaster, Toyota and Texas Parks and Wildlife.'"

In addition to the Lake Fork Chamber, the Wood County Industrial Commission and Emory, TX Tourism are hosting the Texas Fest event.

The event will be covered in real time on Bassmaster LIVE programming on Bassmaster.com and WatchESPN and in a special episode of The Bassmasters television program to be aired later on ESPN2 and ESPN Classic.

About B.A.S.S.

B.A.S.S. is the worldwide authority on bass fishing and keeper of the culture of the sport, providing cutting edge content on bass fishing whenever, wherever and however bass fishing fans want to use it. Headquartered in Birmingham, Ala., the 500,000-member organization's fully integrated media platforms include the industry's leading magazines (Bassmaster and B.A.S.S. Times), website (Bassmaster.com), television show (The Bassmasters on ESPN2).

Increasing the number of red drum

Project in Tampa Bay has some success

By FWC

The goal of Project Tampa Bay is to increase the number of red drum caught by anglers in Tampa Bay and to experimentally determine the best sizes and locations for stocking in order to meet that goal in the most cost-effective manner.

Before this project began, an in depth process was designed and implemented by scientists to identify and prioritize potential candidate stock enhancement species and stocking location. The process included a survey of many salt water fishing license holders, which recognized red drum, common snook and seatrout as the top three species. After a careful evaluation using a variety of criteria, scientists selected redfish as the species of choice for stocking Tampa Bay.

Tampa Bay was selected as the pilot stock enhancement site for several reasons. First, it already has an existing red drum fishery as well as an abundance of red drum nursery habitat. Our marine hatchery, called the Stock Enhancement Research Facility (SERF), is located near the shore of Tampa Bay in northwest Manatee County and has been culturing red drum since it opened in April 1988. Also, the FWRI Fisheries Independent Monitoring (FIM) program currently monitors wild fish populations in Tampa Bay and many of its contributing river systems.

The Alafia River is the primary study area and the Little Manatee River is a secondary release area for Project Tampa Bay. These rivers were selected because the majority of juvenile red drum documented in Tampa Bay by FIM monitoring teams over the past ten years were captured within these two river systems. FIM's monitoring efforts will provide data on the abundance of red drum in these locations before and after hatchery fish are stocked. This information is important for assessing the effect on the ecosystem as well as determining what size fish is most cost-effective to raise.

OUTDOORS

FROM PAGE 1B

support of hunters and anglers has been essential to these conservation accomplishments through recreational hunting and fishing license sales, and WSFR funding.

Floridians also support wildlife conservation by purchasing license plates through tax collector's offices that contribute to the FWC's research and management efforts with manatees, sea turtles and panthers.

There is also a Conserve Wildlife tag. More on the license plates is at BuyaPlate.com. Colorful manatee and sea turtle decals, redesigned annually and available through tax collectors' offices, also give people a way to help these species.

Explore other ways to enhance conservation of the state's wildlife and habitats at the Fish & Wildlife Foundation of Florida.

The News Wire

STATE • NATIONAL • WORLD • BUSINESS

Friday, September 21, 2018

Lawyer: Kavanaugh accuser may testify with right conditions

See Page 3

Puerto Rico marks 1 year since Maria

By DANICA COTO
Associated Press

SAN JUAN, Puerto Rico — The uplifting strains of one of Puerto Rico's most beloved songs filled the air at 6:15 a.m. on Thursday as a choir stood in the coastal town where Hurricane Maria made landfall at that moment exactly one year ago.

The serenade in Yabucoa, a fishing and farming town of 37,000 still struggling to recover from the Category 4 storm, was the first in a series of events to mark the anniversary of the devastating storm and remember the estimated 2,975 people who lost their lives in its aftermath. Protests were planned in San Juan and elsewhere, as well as a funeral procession. Tens of thousands remain without adequate shelter and reliable access to electrical power a year after the hurricane, which caused an estimated $100 billion in damage.

While the U.S. government has invested billions of dollars to help clean up and repair the U.S. territory, much work remains.

AP PHOTO

In this Sept. 12 photo, a piano stands in a restaurant destroyed one year ago by Hurricane Maria in Toa Baja, Puerto Rico.

Major power outages are still being reported, tens of thousands of insurance claims are still pending and nearly 60,000 homes still have temporary roofs unable to withstand a Category 1 hurricane.

"I think it's inexplicable," Kumi Naidoo, Amnesty International's secretary general, told The Associated Press during a visit to the island Thursday. "There's no justifiable reason I can see for this gross level of negligence."

Government officials argue that many changes have been made to better prepare Puerto Rico for future storms, but they acknowledge that significant obstacles remain.

"We still have a lot to learn from the challenge of future catastrophic events," Gov. Ricardo Rossello said, noting that reconstruction continues across the U.S. territory.

Jose Ortiz, director of Puerto Rico's Electric Power Authority, told reporters that 20 percent of repairs made to the power grid need to be redone. He said crews didn't have access to the best materials at the time or were forced to rely on temporary fixes, such as using trees as makeshift power polls after Maria destroyed up to 75 percent of transmission lines.

In addition, municipal officials have complained that reconstruction efforts are too slow. Ariel Soto, assistant to the mayor of the mountain town of Morovis, said that 220 families there remain without a proper roof.

"We're still waiting for help," he said. "This hit us hard."

In Yabucoa, tarps still covered many homes that have yet to be rebuilt even as the hopeful strains of "Amanecer Borincano" — "Puerto Rican Dawn" — resonated at the spot where Maria first unleashed its fury. "I am the light of the morning that illuminates new paths," the choir sang to the

MARIA | 8

4 dead, including suspect, after Maryland warehouse shooting

By DAVID McFADDEN and MICHAEL KUNZELMAN
Associated Press

ABERDEEN, Md. — A woman working a temporary job at a drugstore warehouse in Maryland got into an argument at work Thursday morning and began shooting colleagues, killing three before fatally shooting herself, authorities and witnesses said.

The suspect was "shooting like crazy," one witness said.

She was a temporary employee at the Rite Aid distribution center in northeastern Maryland, Harford County Sheriff Jeffrey Gahler said at a news conference. Gahler's officer later identified her as Snochia Moseley of Baltimore County.

"She had reported for her workday as usual,

AP PHOTO

Authorities respond to a shooting in Harford County, Maryland, Thursday.

and around 9 a.m. the shooting began, striking victims both outside the business and inside the facility," Gahler said. "We do not at this time have a motive for this senseless crime."

Krystal Watson, 33, said her husband, Eric, works at the facility and told her that the suspect had been arguing with somebody else near a time clock after a "town hall meeting."

"And she went off," she said.

"She didn't have a particular target. She was just shooting," Watson said as she drove away from a fire station where relatives tried to reunite with loved ones.

The sheriff said the call about shots fired came in at about 9:06 a.m. and deputies and other officers were on the scene in just over five minutes. The shooting began outside the business and continued inside, he said.

It appears only one weapon was used — a 9 mm Glock handgun that was registered in Moseley's name — and no shots were fired by responding law enforcement officers, Gahler said.

Walter Zambrano, 64, who described himself as a worker at the distribution center, said he was in the bathroom when shooting broke out and saw nothing as he hid, frightened for his life.

SHOOTING | 8

State-backed hackers target Gmail of US senators, aides

By FRANK BAJAK and RAPHAEL SATTER
AP Cybersecurity Writers

State-backed hackers are still trying to break into the personal email accounts of U.S. senators and their aides — and a lawmaker focused on cybersecurity says the Senate's security office should stop refusing to help defend them.

Sen. Ron Wyden, an Oregon Democrat, said in a Wednesday letter to Senate leaders that his office discovered that "at least one major technology company" has warned an unspecified number of senators and aides that their personal email accounts were "targeted by foreign government hackers."

On Thursday, Google spokesman Aaron Stein confirmed that his company had notified the Senate targets.

Neither Stein nor Wyden provided any indication as to who might be behind the attempted break-ins, whether they targeted lawmakers from both political parties or their timing, though a Senate staffer said they occurred "in the last few weeks or months." The aide spoke on condition of anonymity because he was not authorized to discuss the issue publicly.

Email theft is favored by hackers the world over, including the Russian military agents accused of leaking the content of Democrats'

HACKERS | 8

Bye bye bugs? Scientists fear non-pest insects are declining

By SETH BORENSTEIN
AP Science Writer

OXFORD, Pa.cv — A staple of summer — swarms of bugs — seems to be a thing of the past. And that's got scientists worried.

Pesky mosquitoes, disease-carrying ticks, crop-munching aphids and cockroaches are doing just fine. But the more beneficial flying insects of summer — native bees, moths, butterflies, ladybugs, lovebugs, mayflies and fireflies — appear to be less abundant.

Scientists think something is amiss, but they can't be certain: In the past, they didn't systematically count the population of flying insects, so they can't make a proper comparison to today. Nevertheless, they're pretty sure across the globe there are fewer insects that are crucial to as much as 80 percent of what we eat.

Yes, some insects are pests. But they also pollinate plants, are a key link in the food chain and help decompose life.

"You have total ecosystem collapse if you lose your insects. How much worse can it get than that?" said University of Delaware entomologist Doug Tallamy. If they disappeared, "the world would start to rot."

He noted Harvard biologist E.O. Wilson once called bugs: "The little things that run the world."

The 89-year-old Wilson recalled that he once frolicked in a "Washington alive with insects, especially butterflies." Now, "the flying insects are virtually gone."

It hit home last year when he drove from suburban Boston to Vermont and decided to count how many bugs hit his windshield. The result: A single moth.

The evidence

Last year, a study that found an 82 percent mid-summer decline in the number and weight

BUGS | 8

AP FILE PHOTO

In this May 26, 2010, photo, a Coccinellidae, more commonly known as a ladybug or ladybird beetle, rests on the petals of a rose in Portland, Oregon. A study estimates a 14 percent decline in ladybugs in the United States and Canada from 1987 to 2006.

Florida student pilot charged with attempt to steal plane

MELBOURNE (AP) — A 22-year-old student pilot suspected of boarding a vacant passenger plane at a central Florida airport early Thursday has been charged with criminal attempt to steal an airplane, officials said.

The Joint Terrorism Task Force is investigating and trying to determine a motive in the case, according to Orlando-Melbourne International Airport spokeswoman Lori Booker. She told news outlets the student pilot, whose name hasn't been released, also faces a visa violation and criminal trespassing charges.

Early Thursday, a man drove to the curb outside the airport, left his car running, hopped a fence and boarded an Airbus 321 American Airlines aircraft sitting in a maintenance facility, Booker said.

An avionics technician was in the plane's galley when he saw a shadow, Booker said.

"He turned around and said, 'Who are you? Show me your badge," Booker told news outlets. She said the technician was among airport workers she dubbed heroes.

He grabbed the man and, with help from another technician, they got him off the plane. Booker said that while one technician held the man down, the other called Melbourne airport police. The man broke free and ran along the airfield before police took him into custody about two minutes later.

After the man was arrested, officials conducted a sweep of the airfield before re-opening the airport. All employees and passengers were removed from the terminal during the incident, which caused two flight delays and interrupted airport operations for about five hours.

Police searched the student pilot's car with a robotic arm to make sure no explosives were inside, Booker said. The car was then towed from the airport.

The airport returned to normal operations after five hours.

Booker said the student pilot is from Trinidad and entered the United States through Canada. The spokeswoman said he has a Florida driver's license but did not know whether he was enrolled in a local school.

MORE HEADLINE NEWS FROM AROUND THE STATE

Plants, but no pants: Man gardens in the nude

STUART (AP) — Being in touch with nature is one thing. But gardening au naturel is quite another for some neighbors of a Florida man who's been doing yard work in the nude.

The miffed residents tell news outlets they've called the Martin County Sheriff's Office, but the man continues to do yard work naked.

Sheriff William Snyder tells WFTV he believes the man's refusal to wear clothes has breached two statutes: lewd and lascivious behavior and breach of peace. He says authorities will begin taking statements from neighbors.

Neighbor Melissa Ny tells WPBF the man was bent over winding up a garden hose on Sunday evening when she put the trash out.

Neighbor Aimee Canterbury says she's just taught her six kids to look the other way if the neighbor is naked.

Police: Teen stabs student at school bus stop

ST. PETERSBURG (AP) — Police in Florida say a 15-year-old girl stabbed a 16-year-old girl during an argument at a school bus stop.

St. Petersburg police said in a news release that the teens were involved in an ongoing dispute Thursday morning and their fight escalated as the school bus approached. The younger teen stabbed the older girl and ran onto the bus.

Police say the older teen was taken into custody. The injured teen was taken to a hospital with a serious injury. Police say she's currently in stable condition.

The bus was taking students to Gibbs High School. Investigators are interviewing witnesses and reviewing video. There were 25 to 30 students on the bus at the time.

'Ramblin' Man' singer critical but stable after falling

SARASOTA (AP) — Allman Brothers Band guitarist Dickey Betts is in "critical but stable" condition after slipping and cracking his head while playing with the family dog in Florida.

The Dickey Betts website says the "Ramblin' Man" singer-songwriter has been sedated since the accident Monday evening in Sarasota.

The website says Betts is scheduled to have surgery Friday to relieve swelling in the brain.

His wife, Donna Betts, said on the website that she and his children are by his side and that the family "appreciates all of your thoughts and prayers during this very trying time."

Last month Betts suffered a "mild stroke" and had to cancel upcoming tour dates.

A few weeks ago longtime friend David Spero posted that Betts was responding well to treatment and was "raring to go."

Prosecutors dropping charges linked to former deputy

MARIANNA (AP) — Florida prosecutors are dropping charges in cases initiated by a former sheriff's deputy who is under investigation for allegedly planting drugs on people during traffic stops.

The Tallahassee Democrat reported Thursday that the Florida Department of Law Enforcement launched an investigation at the request of the Jackson County Sheriff's Office. Jackson County is northwest of Tallahassee. The investigation remains open and no charges have been filed.

The newspaper stated FDLE records showed Deputy Zachary Wester was fired earlier this month for violating agency policy.

State Attorney Glenn Hess has sent letters to lawyers with clients in 15 cases involving Wester. On Tuesday, prosecutors asked a judge to vacate the sentence of one woman charged with drug possession.

The newspaper said it was unable to reach Wester or his attorney for comment.

Police: Motorcyclists attack man in road rage case

MIAMI (AP) — Police say a group of men riding motorcycles and all-terrain vehicles shot at another driver, followed him and assaulted him.

Miami spokeswoman Kiara Delva tells NBC6 that police believe the Wednesday night incident was a case of road rage. She says authorities responded to what "appeared to be a large fight taking place."

She says the victim was driving in Miami when someone shot at his vehicle. Then, the large group of men on motorcycles and ATVs followed him several blocks before assaulting him.

She says the man was treated at the scene by medics.

Police are continuing to investigate.

Moon to carry private message from Kim Jong Un to Trump

By FOSTER KLUG and ERIC TALMADGE
Associated Press

SEOUL, South Korea — A beaming South Korean President Moon Jae-in, freshly returned home Thursday from a whirlwind three-day summit with Kim Jong Un, said the North Korean leader wants the U.S. secretary of state to visit Pyongyang soon for nuclear talks, and also hopes for a quick follow-up to his June summit with President Donald Trump.

Only hours after standing with Kim on the peak of a volcano that's at the heart of Kim dynasty propaganda, Moon told reporters in Seoul that he will be carrying a private message from Kim to Trump about the nuclear standoff when he meets the U.S. president in New York next week on the sidelines of the U.N. General Assembly session.

Both Trump, who has repeatedly spoken of his good relationship with Kim, and the North Korean leader have expressed a desire to follow up on the June meeting in Singapore that was meant to settle an impasse that seemed to be edging toward war last year. But there are worries among observers about whether Kim is as committed to denuclearization as he claims.

Moon faces increasing pressure from Washington to find a path forward in efforts to get Kim to completely — and unilaterally — abandon his nuclear arsenal, which is thought to be closing in on the ability to accurately target any part of the continental United States.

"There are things that the United States wants us to convey to North Korea, and on the other side there are also things that North Korea wants us to convey to the United States," Moon said at a press center in Seoul where reporters had watched parts of his summit with Kim on huge video screens that occasionally showed live streams from Pyongyang. "I will faithfully serve that role when I meet President Trump to facilitate dialogue between North Korea and the United States."

Moon, who set up the Singapore summit and is eager for another to happen, also told reporters that he'll convey to Trump his and Kim's desire to get a declaration on ending the Korean War by the end of this year. The war still technically continues because it ended in 1953 with a cease-fire, not a peace treaty. An end-of-war declaration would be the first step toward an eventual formal peace treaty, but the United States is wary about signing off on something that could result in Kim pushing for the removal of U.S. troops stationed in South Korea to deter the North.

Earlier Thursday, Kim and Moon took to the road for the final day of their summit, hiking to the peak of Mount Paektu, which is considered sacred in the North, their hands clasped and raised in a pose of triumph. Their trip to the mountain on the North Korean-Chinese border, and the striking photo-op that will resonate in both Koreas, followed the announcement of wide-ranging agreements on Wednesday that they trumpeted as a major step toward peace.

AP PHOTO

South Korean President Moon Jae-in, second from right, and his wife Kim Jung-sook, right, stand with North Korean leader Kim Jong Un, second from left, and his wife Ri Sol Ju on Mount Paektu in North Korea, Thursday.

New landslide kills 21, buries houses in Philippines

By BULLIT MARQUEZ and JOEAL CALUPITAN
Associated Press

NAGA, Philippines — A massive landslide buried dozens of homes near a central Philippine mountain Thursday, killing at least 21 people and sending rescuers scrambling to find survivors after some sent text messages pleading for help.

The slide surged down on about 30 houses in two rural villages after daybreak in Naga city in Cebu province, city police chief Roderick Gonzales said by telephone as he helped supervise the search and rescue. Seven injured villagers were rescued from the huge mound of earth and debris.

Some victims managed to send messages after the landslide hit, Gonzales said, adding that elderly women and a child were among the dead.

Nimrod Parba, a 26-year-old resident, said a relative trapped in a house beneath the rubble managed to call Thursday morning and begged to be rescued. The calls stopped, however, and the relative could not be reached hours later, Parba said.

Naga city Mayor Kristine Vanessa Chiong said at least 64 people remained missing.

"We're really hoping we can still recover them alive," she said.

The landslide hit while several northern Philippine provinces are still dealing with deaths and widespread damage wrought by Typhoon Mangkhut, which pummeled the agricultural region Saturday and left at least 88 people dead and more than 60 missing. A massive search is still underway for dozens of people feared dead after landslides in the gold-mining town of Itogon in the north.

Cebu province was not directly hit by Mangkhut but the massive typhoon intensified monsoon rains across a large part of the archipelago, including the central region where Naga city lies about 355 miles southeast of Manila.

Rescuers were treading carefully in small groups on the unstable ground to avoid further casualties.

"We're running out of time. The ground in the area is still vibrating. We're striking a balance between intensifying our rescue efforts and ensuring the safety of our rescuers," Naga city Councilor Carmelino Cruz said by phone.

MORE HEADLINE NEWS FROM AROUND THE WORLD

Russia: 3,000 Syrians back home in last week

BEIRUT (AP) — The Russian military says that over 3,000 Syrians have returned to their homes over the past week.

Col. Gen. Mikhail Mizintsev said Thursday that 2,180 internally displaced people and 937 refugees have come home during the past week. Mizintsev spoke at an official meeting focusing on coordination of efforts to encourage the return of refugees.

The Russian general said a massive work is under way across Syria to repair vital infrastructure, including 126 schools, 92 hospitals and 105 electric power units.

Mizintsev said a United Nations convoy of 600 vehicles is expected to soon move into Syria from Jordan, carrying food and medicine.

At the same time, he accused unspecified foreign nations of trying to hamper the return of Syrians who fled to other countries by claiming that Syria remains unsafe.

EU, UK fail to resolve border row as Brexit deadline looms

SALZBURG, Austria (AP) — Britain and its European Union partners failed on Thursday to secure a breakthrough in Brexit talks, largely because of seemingly intractable divisions over the best way to avoid a hard border on the island of Ireland and how to deal with future trade.

With Britain's departure from the EU on March 29, 2019, looming, there are growing concerns that a deal on the post-Brexit relationship may not be cobbled together in time to ensure a smooth and orderly British exit.

All leaders, including British Prime Minister Theresa May, are desperate to solve the biggest Brexit riddle — how to keep goods moving freely between Northern Ireland in the U.K. and EU member state Ireland.

Despite reports of a friendly spirit at a summit in Salzburg, Austria, the fundamental differences remained. EU Council President Donald Tusk said parts of May's Brexit plan — dubbed Chequers after a key Brexit meeting at the premier's country residence of the same name — simply "will not work."

But just minutes after he spoke, May insisted that her Brexit plan was the "only serious and credible" proposal on the table.

If Britain is to leave with a deal in six months, May and the Europeans must find solutions in coming weeks so parliaments have enough time to ratify the agreement.

Lawyer: Kavanaugh accuser may testify with right conditions

By ALAN FRAM and LISA MASCARO
Associated Press

WASHINGTON — Christine Blasey Ford would testify next week to the Senate about her accusation that Supreme Court nominee Brett Kavanaugh assaulted her when both were high school students if agreement can be reached to "terms that are fair and which ensure her safety," a Ford attorney told the Judiciary Committee on Thursday.

The message and positive tone of the attorney's email breathed new life into the possibility that the panel would hold a dramatic hearing at which both Ford and Kavanaugh could give their versions of what happened at a party in the 1980s in a Maryland suburb of Washington. The allegation has jarred Kavanaugh's prospects for winning Senate confirmation to be a justice, which until Ford's emergence last week had seemed all but certain.

Committee Chairman Chuck Grassley has scheduled a hearing for Monday morning, and he and Senate Majority Leader Mitch McConnell have indicated Monday would be Ford's only chance to make her case.

In one obstacle that must be overcome, attorney Debra Katz's email said a hearing Monday is "not possible" and that scheduling it that day "is arbitrary in any event."

Taylor Foy, spokesman for Republicans who control the committee, said in a written statement, "We are happy that Dr. Ford's attorneys are now engaging with the Committee."

Katz reiterated that Ford, now a psychology professor in California, has received death threats and for safety reasons has relocated her family.

"She wishes to testify, provided that we can agree on terms that are fair and which ensure her safety," Katz wrote in the email, which was obtained by The Associated Press after first being reported by The New York Times.

The email was a sharp turnabout from statements by Ford and her lawyers in the past few days, in which her insistence on an FBI investigation of her allegations and other demands had cast strong doubts on her willingness to appear. Because of that, it had become unclear whether Republicans would even hold the hearing.

The email said Ford's "strong preference" remains that the committee permit a thorough investigation of her claim before she appears. But that wording fell short of a non-negotiable demand.

Grassley had said that in the interest of making Ford comfortable, he'd be willing to let Ford testify in public or private. He offered to send committee aides to her California home to take testimony.

"Dr. Ford has asked me to let you know that she appreciates the various options you have suggested," Katz wrote. The email did not say any option was preferred.

Katz asked committee aides for a telephone conversation later Thursday to discuss terms.

Candidates for governor spar over making tax returns public

By MARC LEVY
Associated Press

HARRISBURG, Pa. — The candidate had just chided the media minutes earlier for not being tougher on his opponent when the moderator asked him what might be his least favorite campaign question: Why won't you release your tax returns?

It wasn't a scene from the 2016 presidential race. Rather, it was from this year's campaign for governor in Pennsylvania, where the Republican challenger who has made millions from his trash-hauling business has refused to release his tax returns.

"How much I make or don't make is nobody's business, frankly," the candidate, Scott Wagner, responded during a question-and-answer forum.

The incumbent, Democratic Gov. Tom Wolf, released his tax return in what he said was a nod to transparency. The discrepancy between the two candidates and the ongoing dispute highlights a fact that was overlooked in the controversy over then-candidate Donald Trump's refusal to release his returns during the 2016 presidential race: The nation's other executive branch leaders — state governors — also are not required to release their tax returns and often don't.

It's an issue that is playing out this year in several hotly contested races, including in Illinois, Iowa and New Mexico, to name a few.

With races for governor on the November general election ballot in 36 states this year, candidates in fewer than half of those states have released part or all of a tax return, according to a review by Associated Press statehouse reporters.

Only one state, Vermont, has a law that says candidates for governor and other statewide offices must release at least part of their tax returns. It's in use for the first time this year after being passed in 2017, but there are no penalties for ignoring it — as did one candidate who appeared on the state's primary ballot in August.

Somewhat ironically, lawmakers in more than two dozen states introduced legislation last year that would have required presidential candidates to release their tax returns as a condition of getting on the ballot. None of those became law, in part because of constitutional concerns, and two were vetoed.

Even without a requirement, it has become customary in some states for the candidates for governor to release their tax returns, or at least partial returns, as it has been in U.S. presidential contests. Trump's refusal to release his broke four decades of precedent and has led to questions about his wealth, debts and, amid the ongoing investigation into Russian election interference, whether he has Russian financial ties.

Failure to release tax returns has stirred similar suspicions in some governor's races, with Trump's name often invoked.

Stocks at records; Dow beats all-time high from January

By ALEX VEIGA
AP Business Writer

Wall Street delivered another set of milestones Thursday as a wave of buying sent U.S. stocks solidly higher, driving the Dow Jones Industrial Average above the all-time high it closed at in January.

The S&P 500, the benchmark for many index funds, also hit a new high, eclipsing the peak it reached last month.

Technology stocks, banks and health care companies accounted for much of the broad rally. Energy companies declined along with crude oil prices.

A weaker dollar, which helps U.S. exporters, and a mix of mostly encouraging economic reports helped put investors in a buying mood, a turnaround from earlier in the week when the U.S. and China each announced a new round of tariffs on each other's goods, triggering a sell-off.

"Some of the economic data that came out today continued to show strength," said Lindsey Bell, an investment strategist with CFRA. "Given the strength in the economy, backed by the stimulus from tax reform as well as just fiscal stimulus in general, that should be able to offset some of the impact that we're going to get from tariffs as we go into the end of the year."

The S&P 500 index rose 22.80 points, or 0.8 percent, to 2,930.75. The Dow gained 251.22 points, or 1 percent, to 26,656.98. The Nasdaq composite climbed 78.19 points, or 1 percent, to 8,028.23. The Russell 2000 index of smaller companies picked up 17.25 points, or 1 percent, to 1,720.18.

The Dow, S&P 500 and Nasdaq are on track to end the week with a gain.

After Florence's ferocity, exhaustion sets in on Wilmington

By CLAIRE GALOFARO
AP National Writer

AP PHOTO

People sit in a long line of bumper to bumper traffic on U.S. 421 in Harrells, North Carolina, Wednesday, as they try to make their way toward Wilmington.

WILMINGTON, N.C. — The sun rises blazing hot over Wilmington, and the line for ice is shorter than it was the day before. The lines across town for tarps and bottled water have dwindled, as well, and Brian Gray takes that as a hopeful sign that desperation is giving way to something else.

Hurricane Florence had marooned this place since it roared ashore last Friday morning. Wilmington and its 120,000 residents survived the horror of the storm — which snapped telephone poles and sent trees into bedrooms — to find that the roads leading into the port city were flooded, leaving it an island with almost no electricity that no one could get into or out of.

Ice became their most precious commodity, traded like cash, and Gray, a handyman, took a temporary job hauling bags of it to cars that stretched for blocks for days.

Now, finally, far fewer cars are waiting.

"The emergency, the adrenaline, is wearing off," says Gray. "Now we're all just exhausted."

Almost a week after the hurricane hit, several roads into town are accessible again. Gas stations and grocery stores are flipping closed signs to open. The backyard parties, where everyone grilled the food in their fridges before it could spoil, are mostly over. The wind and rain have stopped, though the smell of rot and mildew is settling in.

It's no longer about just getting through the day, but contemplating what's happened to this community and what comes next.

"I'm over not having power. The trash is starting to stink. The food in my refrigerator is starting to rot. I just want a nice warm shower," says Gray.

He had held it together, despite cuts inflicted from climbing trees to saw down limbs and even as he hauled all that ice to cars filled with distraught families. Then a little thing became too much: He couldn't find his flashlight the other night and wandered through his pitch-black house for a half-hour, bumping into things and growing angry.

"We've got a lot of people on the edge."

MORE HEADLINE NEWS FROM AROUND THE NATION

Colorado meatpacker recalls ground beef after E. coli death

FORT MORGAN, Colo. (AP) — A Colorado meatpacker is recalling more than 132,000 pounds of ground beef after an E. coli outbreak killed one person and sickened 17.

The U.S. Department of Agriculture said Wednesday the beef was produced and packaged at Cargill Meat Solutions in Fort Morgan on June 21 and shipped to retailers nationwide.

The products include 3-, 10- and 20-pound packages of ground beef under the Our Certified, Excel, Sterling Silver, Certified and Fire River Farms brands with July 11 use or freeze by dates.

The Cargill plant had a smaller recall of Excel ground beef in August, but no illnesses had been reported at that time.

Most people infected with E. coli develop diarrhea and vomiting. More severe infections can lead to kidney failure.

Judge refuses to delay US trial of 'El Chapo'

NEW YORK (AP) — A U.S. judge has rejected a request to put off the trial of notorious Mexican drug lord Joaquin "El Chapo" Guzman.

Lawyers for Guzman told Judge Brian Cogan at a hearing Thursday that they needed more time to review a mountain of evidence in the drug-trafficking case.

But the New York judge said he was sticking with a schedule that has jury selection beginning Nov. 5. He had already agreed in July to delay the trial by two months.

Guzman was extradited to the U.S. last year. He has pleaded not guilty to charges that his cartel laundered billions of dollars and oversaw a ruthless campaign of murders and kidnappings.

He faces life in prison if convicted at a trial that could last several weeks.

Nissan recalls cars, SUVs due to risk of fire

DETROIT (AP) — Nissan recalled nearly 240,000 cars and SUVs worldwide due to a fire risk and is advising people to park the vehicles outdoors in rare cases.

An anti-lock brake pump can leak brake fluid onto a circuit board, causing an electrical short and increasing the fire risk, according to the company. If drivers see the anti-lock brake warning lamp for more than 10 seconds after starting the engine, Nissan urges them not to drive the vehicles and park them outdoors and away from structures or other vehicles.

The recall covers certain 2015 to 2017 Nissan Murano, 2016 and 2017 Nissan Maxima, 2017 through 2018 Nissan Pathfinder and 2017 Infiniti QX60 vehicles.

Nissan estimates 56 percent of the vehicles have the problem, which has been traced to faulty seals in the pump.

Some Muranos were recalled for the same problem in 2016.

Documents posted Thursday by the U.S. National Highway Traffic Safety Administration don't say if there have been any fires. Nissan spokesman Steve Yaeger said Thursday he's checking to see if any fires have occurred. He said there have been no related crashes or injuries.

The company is asking owners to park the vehicles outside if the anti-lock brake light stays on "out of an abundance of caution" Yaeger said in an email. If the light stays on, owners should contact Nissan or Infiniti to have the vehicle towed to a dealer, he said.

Dealers will inspect the pump serial numbers and replace them if necessary starting Oct. 15.

Most of the recalled vehicles are in the U.S., Canada and Mexico.

Unsafe lead, copper levels in water at half Detroit schools

DETROIT (AP) — Unsafe levels of lead or copper have been found in drinking water fountains and other fixtures at more than half of Detroit Public Schools Community District buildings.

Tests show elevated levels in 57 schools. The 106-school district relies on federal protocols to determine water safety. Results are pending for 17 more.

The problems at Detroit schools follow a lead-tainted water crisis in Flint, Michigan. Flint didn't properly treat corrosive river water in 2014 and 2015, causing lead in old pipes to contaminate water in homes and businesses.

Some Flint children later were found with elevated blood lead levels, which can cause developmental delays and other health problems.

Detroit officials believe old fixtures could be to blame for the contamination in schools, where water coolers and bottled water are currently provided.

Wells Fargo to cut 10 percent of workforce over next 3 years

NEW YORK (AP) — Wells Fargo is planning to cut up to 10 percent of its workforce over the next three years, which will result in tens of thousands of job losses for employees of the nation's third-largest bank.

Wells Fargo Chief Executive Tim Sloan made the announcement to employees on Thursday. The bank currently employs roughly 265,000 workers, and plans to cut its headcount through both attrition and layoffs.

The San Francisco-based bank has been under a cloud of scandal since 2015 when it admitted its employees opened millions of fake bank accounts for customers in order to meet unrealistic sales goals. Since that admission Wells has admitted to other scandals, including selling auto insurance to borrowers who did not need it.

STOCKS LISTING CHANGE - REQUESTS WELCOME!
Mutual funds listings will run on Saturdays.

The *Sun* Newspaper is tweaking the way stocks are listed in the daily paper. We will continue to run a wide range of stocks, but we're trying to eliminate stocks our readers don't want. If you do not see your stock in the paper, please let us know and we will put it in the listings. Email the name of the company and the symbol to nlane@sun-herald.com, or call 941-206-1138. You can leave the stock name and symbol on voice mail. If you reach voice mail, please leave your contact information so your call can be returned.

DOW **26,656.98** +251.22 | **NASDAQ** **8,028.23** +78.19 | **S&P 500** **2,930.75** +22.80 | **10-YR T-NOTE** **3.07%** -.01 | **30-YR T-BOND** **3.21%** -.02 | **CRUDE OIL** **$70.77** -.35 | **GOLD** **$1,206.20** +4.00 | **EURO** **$1.1776** +.0102

Money&Markets

CombinedStocks

From the New York Stock Exchange and the Nasdaq.



S&P 500
Close: 2,930.75
Change: 22.80 (0.8%)

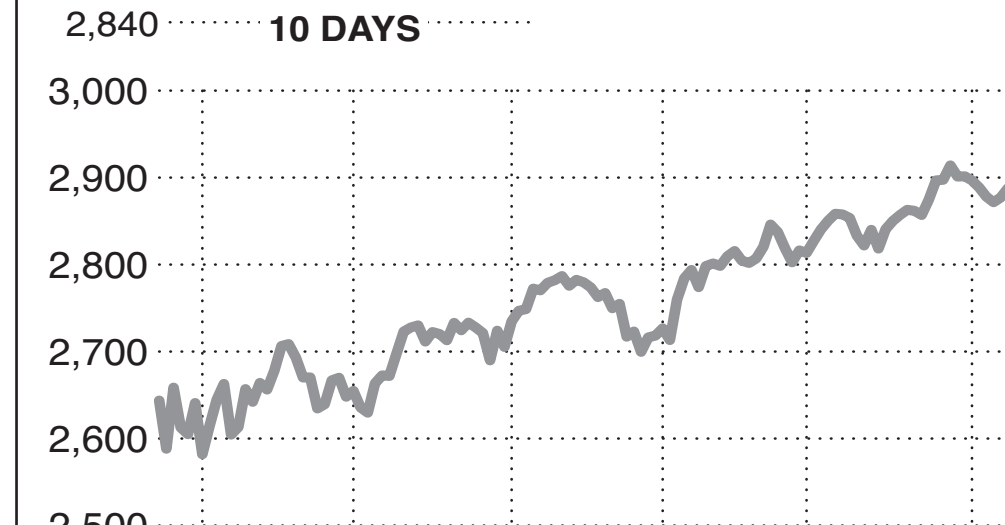

Nasdaq composite
Close: 8,028.23
Change: 78.19 (1.0%)

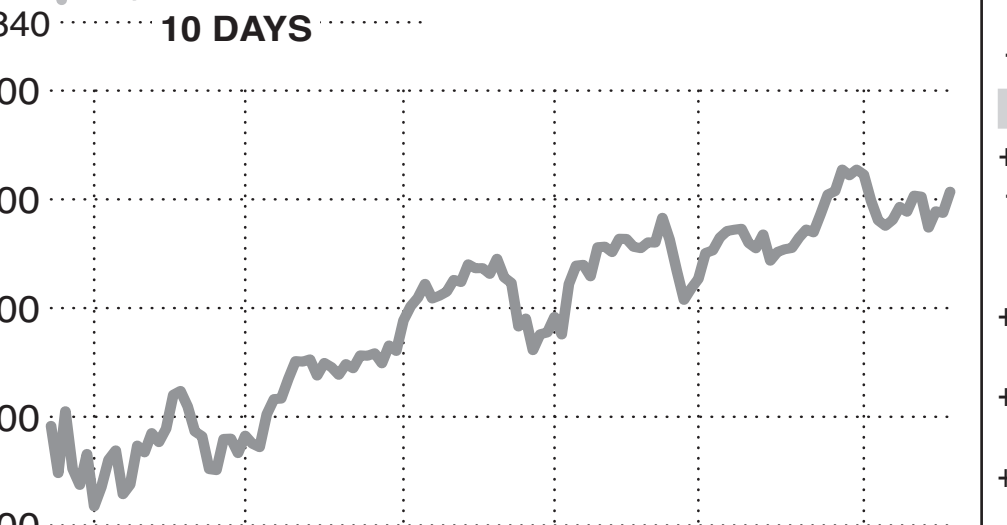

StocksRecap

	NYSE	NASD
Vol. (in mil.)	3,283	2,211
Pvs. Volume	3,181	2,073
Advanced	1907	2112
Declined	898	768
New Highs	79	82
New Lows	79	47

	HIGH	LOW	CLOSE	CHG	%CHG	WK	MO	QTR	YTD
DOW	26697.49	26519.39	26656.98	+251.22	+0.95%	▲	▲	▲	+7.84%
DOW Trans.	11596.59	11507.16	11517.38	+3.72	+0.03%	▲	▲	▲	+8.53%
DOW Util.	725.39	715.44	724.76	+1.73	+0.24%	▼	▼	▲	+0.19%
NYSE Comp.	13238.75	13173.71	13225.11	+103.14	+0.79%	▲	▲	▲	+3.25%
NASDAQ	8039.06	7986.40	8028.23	+78.19	+0.98%	▲	▲	▲	+16.29%
S&P 500	2934.80	2919.73	2930.75	+22.80	+0.78%	▲	▲	▲	+9.62%
S&P 400	2046.54	2034.69	2045.20	+14.94	+0.74%	▲	▲	▲	+7.61%
Russell 2000	1720.21	1704.71	1720.18	+17.25	+1.01%	▲	▲	▲	+12.03%
Toronto TSX	16225.34	16147.05	16214.75	+64.83	+0.40%	▲	▼	▼	+0.03%

YTD	Name	Last	Chg
	A-B-C		
+14.1	**ADT Inc n**	**8.92**	**+.55**
+27.5	AES Corp	13.81	+.22
...	AFLAC s	47.89	+.21
-7.0	AGNC Inv	18.77	+.06
-14.3	AK Steel	4.85	+.06
-14.0	AT&T Inc	33.44	+.07
+28.8	AV Homes	21.45	+.05
+5.4	AXA EqH n	22.55	+.06
+20.5	AbbottLab	68.79	+.29
-4.2	AbbVie	92.68	+1.66
+15.4	AberFitc	20.12	+.28
+10.3	AcadiaHlt	36.00	+.89
-36.5	**AcadiaPh**	**19.11**	**+4.01**
-15.5	AccelrDiag	22.15	+.05
+13.7	Accenture	174.13	+.99
-9.3	Accuray	3.90	...
+27.4	ActivsBliz	80.65	+1.07
+82.4	Acxiom	50.27	+2.08
-44.7	Adient n	43.52	+.85
+52.0	AdobeSy	266.34	+1.46
-21.8	AdvEnld	52.79	+.20
+203.3	AMD	31.18	-.03
-11.1	Aecom	33.01	+.27
+2.2	Aegon	6.44	+.15
+92.7	**AeroViron**	**108.24**	**-6.23**
+13.8	Aetna	205.20	-.47
+12.5	AeviGeno	1.35	...
+234.6	AffimedNV	4.35	-.35
+6.2	Agilent	71.13	+1.57
-23.9	Agnico g	35.15	+.26
-9.6	Aircastle	21.14	+.12
+86.6	AkersBios	.25	+.00
-28.3	AlamosGld	4.67	+.05
-37.3	AlaskCom	1.68	+.03
-16.6	Albemarle	106.60	+1.11
-20.3	Alcoa Cp	42.93	+.30
+4.2	Alexion lf	124.61	+2.64
-3.8	Alibaba	165.88	+3.25
+18.1	AllegTch	28.51	+.32
-17.9	AllegiantT	127.05	-.75
+17.7	Allergan	192.51	+4.48
+2.4	Allete	76.11	+1.26
-1.8	AllnceRes	19.35	-.05
+22.4	AlliBern	30.65	+.10
+1.2	AlliantEg s	43.12	+.28
+23.0	AllisonTrn	52.98	+1.08
-2.6	Allstate	102.03	+.33
-5.4	AllyFincl	27.58	+.36
-25.1	AlnylamP	95.21	+.39
+13.4	Alphabet C	1186.87	+15.78
+13.1	Alphabet A	1191.57	+17.30
-7.2	AlpTotDiv	8.79	...
-2.1	Altaba	68.35	+1.26
+.7	Altice n	19.21	+.25
-12.8	Altria	62.26	+.42
+66.3	Amazon	1944.30	+17.88
-35.8	Ambarella	37.73	+1.25
-92.7	Amedica rs	.24	-.03
+8.7	Ameren	64.13	+.22
-4.5	AFMulti	5.78	+.03
-3.4	AMovilL	16.56	+.01
-19.5	AmAirlines	41.89	+.29
+11.2	AmAxle	18.94	+.70
+26.6	AEagleOut	23.80	+.04
-3.4	AEP	71.08	+.10
+11.9	AmExp	111.11	+1.01
+3.8	AHm4Rent	22.67	+.26
-8.8	AmIntlGrp	54.32	+.43
+2.3	AmStsWtr	59.25	+.39
-3.3	AmWtrWks	88.43	+.85
-12.7	Amerigas	40.37	-.02
-11.8	Ameriprise	149.42	+.99
-.8	AmeriBrgn	91.06	+1.67
+12.3	Ametek	81.38	+.42
+17.9	Amgen	205.10	+1.90
-12.3	**AmicusTh**	**12.62**	**+.81**
+9.4	Amphenol	96.06	+.69
+19.1	Anadarko	63.86	-.90
+6.8	AnalogDev	95.10	+2.52
+33.4	Andeavor	152.56	+2.30
-14.2	AnglogldA	8.74	+.02
-17.6	ABInBev	91.93	+2.00
-13.3	Annaly	10.31	+.03
+4.2	AnteroRes	19.79	-.15
+21.8	Anthem	274.12	+2.27
-12.9	Anworth	4.74	+.01
+8.2	Apache	45.67	-1.13
-.9	ApolloInv	5.61	+.04
+30.0	Apple Inc	220.03	+1.66
-22.9	ApldMatl	39.39	+.35
-13.1	**ApldOptoel**	**32.87**	**+1.69**
+5.8	Aptiv	89.77	+2.47
-5.4	AquaAm	37.12	+.26
+33.9	ArborRT	11.57	-.14
+31.7	ArcBest	47.10	+.40
+.2	ArcelorM rs	32.38	+1.25
+25.6	ArchDan	50.33	+.39
-17.1	Arconic	22.60	-.22
+9.9	AresCap	17.27	+.13
+14.8	AresMgmt	22.95	-.05
+15.9	AristaNetw	273.05	+2.85
+16.3	ArrayBio	14.89	+.12
-2.8	ArrowEl	78.15	+.70
-79.5	AscentCap	2.35	+1.28
+20.9	Ashland	86.10	+.84
+8.7	AstraZen s	37.72	+.42
+10.9	AtHomGr n	33.69	+.68
+8.6	ATMOS	93.31	+.60
+46.2	Autodesk	153.23	+4.83
+27.0	AutoData	148.88	+1.91
+3.6	AVEO Ph h	2.89	+.02
-2.0	AveryD	112.58	+.96
-21.7	AvisBudg	34.34	+.30
-.3	Avista	51.33	-.15
+11.6	Avon	2.40	+.08
-6.2	Axalta	30.35	+.43
-92.4	AytuBioS rs	3.40	+.40
-12.2	B&G Foods	30.85	+.65
-26.8	B2gold g	2.27	+.01
+3.7	BB&T Cp	51.57	+.60
-15.4	BCE g	40.61	+.48
-21.9	BGC Ptrs	11.80	-.01
+7.1	BHPBil plc	43.16	+.95
+6.0	BP PLC	44.57	+.59
+62.7	BP Pru	32.70	-.10
-1.5	Baidu	230.62	+4.21
+2.6	BakHuGE n	32.46	-.41
+44.4	Balchem	116.38	-.04
+17.3	BallCorp s	44.39	+.16
+3.2	BallardPw	4.55	+.36
+5.7	BkofAm	31.19	+.19
+4.2	BkMont g	83.41	+.32
-1.0	BkNYMel	53.33	+.90
-6.8	BkNova g	60.15	+.74
-16.4	BarnesNob	5.60	+.10
-26.6	BarrickG	10.62	+.02
+20.4	BauschHl	25.01	+.94
+20.2	Baxter s	77.69	+.05
-10.0	BaytexE g	2.70	-.08
-37.2	BeazerHm	12.06	-.02
+22.3	BectDck	261.89	+1.85

YTD	Name	Last	Chg
-13.0	BedBath	19.13	+.15
+1.1	Bemis	48.30	+.29
+11.8	BerkH B	221.68	+.73
+16.2	BestBuy	79.56	+1.82
-26.2	BigLots	41.42	+.42
+48.9	Biocryst	7.31	-.02
+7.1	Biogen	341.24	+2.33
+87.3	BioPhrmX	.21	-.01
-2.1	BlkHillsCp	58.86	+.58
-7.4	BlackBerry	10.34	+.13
+12.0	BlkHlthSci	40.88	+.05
-12.8	BlkMuniast	13.05	-.02
+18.0	Blackstone	37.78	+.28
-1.8	BlockHR	25.74	+.38
-53.6	BlueAprn n	1.87	+.19
+24.6	Boeing	367.46	+2.24
+12.1	BookingHl	1947.74	+20.96
+30.4	BoozAllnH	49.73	-.38
-10.4	BorgWarn	45.78	+.65
+54.3	BostBeer	294.95	+3.25
+52.6	BostonSci	37.82	+.33
+13.3	Box Inc n	23.92	+.37
-1.7	BoydGm	34.46	+1.09
-19.0	BrigStrat	20.54	-.12
-21.1	BrghtFn n	46.24	+1.95
+25.5	Brinker	48.73	-.22
+.8	BrMySq	61.75	+.95
-29.7	BritATob s	47.07	+.21
-6.2	BrixmorP	17.51	+.12
-4.7	BroadcInc	244.93	+3.14
-1.4	Brookdale	9.56	+.17
-.2	BrkfdAs g s	43.46	+.97
-12.8	BrkfInfra s	39.08	-.37
-7.4	BrkfldPrp	20.52	+.35
-1.4	BrkfldPr A n	20.51	+.35
...	BrownFB s	49.29	+.87
-4.7	**BrukerCp**	**32.71**	**-2.18**
+23.0	Brunswick	67.93	-1.29
-27.0	Buckeye	36.17	-.10
-1.3	BungeLt	66.18	+.94
+32.3	CA Inc	44.02	-.08
-24.0	CBL Asc	4.30	+.15
-3.9	CBS B	56.70	+.73
+25.3	CF Inds s	53.31	+.18
+3.8	CMS Eng	49.11	+.14
-7.7	CNH Indl	12.37	+.16
+.5	CNX Resc	14.70	-.10
+108.6	**CRISPR n**	**48.99**	**-2.90**
+32.8	CSX	73.05	-.94
+10.6	CVR Rfng	18.30	+.45
+9.5	CVS Health	79.39	+.43
-19.9	CabotO&G	22.90	+.64
+2.0	CadencB n	27.67	+.84
-13.4	CaesarsEnt	10.95	...
+12.7	Cal-Maine	50.10	+.75
+12.8	CalaCvHi	13.37	+.05
+5.3	CalAmp	22.57	+.38
-9.6	CalifWtr	41.00	+.20
-4.4	CallonPet	11.62	-.18
-14.3	**CalumetSp**	**6.60**	**+.35**
+1.8	CamdenPT	93.69	+.63
+8.1	Cameco g	9.98	+.30
-16.2	CampSp	40.32	+.18
-51.8	CampWrl n	21.56	-.03
-1.0	CIBC g	96.45	+.89
+6.8	CdnNR gs	88.11	+1.96
-9.4	CdnNRs gs	32.38	-.48
+1.7	**CanopyGr n**	**52.40**	**+3.05**
-.3	CapOne	99.26	+.30
-33.7	CapSenL	8.95	+.11
-6.7	CapsteadM	8.07	+.01
+33.8	CpstnTur rs	1.03	+.06
+95.4	**CaraThera**	**23.92**	**+1.72**
-10.0	CardnlHlth	55.17	+1.23
+22.3	CarMax	78.45	-.12
+.9	Carnival	66.94	+.73
+16.6	CarpTech	59.47	-.15
+18.5	Carrizo	25.22	-.01
-1.0	Caterpillar	156.00	+3.24
-20.6	CedarF	51.58	-.76
+5.1	Celestic g	11.01	-.52
-15.4	Celgene	88.30	+.92
+.8	CenovusE	9.20	-.02
+3.4	CntRsDvA	20.48	-.75
-1.3	CenterPnt	28.00	+.09
+20.0	CntrStBk	30.87	+.70
-33.2	CentAl	13.12	+.26
+35.3	CntryLink	22.57	-.17
+6.1	ChemFinl	56.73	+1.75
-17.0	Chemours n	41.55	+1.01
+26.3	ChenierEn	68.01	+.71
+11.4	ChesEng	4.41	+.11
-4.6	Chevron	119.42	-.09
-2.9	Chicos	8.56	+.09
-37.0	ChinaSoAir	32.67	+.21
+66.1	Chipotle	480.10	-10.50
+18.9	ChurchDwt s	59.66	+.67
+48.1	CienaCorp	30.99	+.64
-.9	Cigna	201.33	+2.14
-25.9	Cimarex	90.44	-2.43
+5.3	CinnFin	78.97	+.39
-22.4	Cirrus	40.26	+1.74
+24.6	Cisco	47.73	+.45
+.5	Citigroup	74.79	+1.07
-2.3	CitizFincl	41.03	+.61
+25.5	CitrixSy s	110.44	-.47
+32.5	CleanEngy	2.69	+.14
+5.6	ClearwEn C	19.95	+.15
+69.5	ClevCliffs	12.22	+.11
+2.1	Clorox	151.88	+1.22
+1.7	CocaCola	46.64	+.68
+15.4	CocaCEur n	46.00	+.31
-23.3	Coeur	5.75	+.03
+8.7	CognizTch	77.17	+1.07
-2.5	CohStQIR	12.33	...
-3.0	CohStSelPf	27.38	+.20
-8.8	ColgPalm	68.79	+.86
-45.6	ColonCap	6.21	+.06
-5.2	Comcast s	37.81	+.49
+9.1	Comerica	94.69	+.83
-19.3	CommScpe	30.53	+.44
-15.7	CmtyHlt	3.59	+.19
+6.1	CmpTask	5.41	+.08
+48.4	Comtech	32.83	-.06
-1.3	ConAgra	37.18	+.16
+19.9	**ConatusPh**	**5.54**	**+.82**
-4.9	ConchoRes	142.93	-2.14
+37.7	Conduent n	22.26	-.34
+19.5	ConnWtrSv	68.60	-.01
+37.3	ConocoPhil	75.36	-.17
+10.4	ConsolCom	13.46	+.29
-7.7	ConEd	78.44	+.12
-4.4	ConstellA	218.57	+3.40
+16.6	ContlRescs	61.75	-1.06
+46.1	**CoolHl rs**	**10.50**	**+3.65**
-13.9	CooperTire	30.45	+.10
+30.0	Copart s	56.13	+.55
+12.0	**CorbusPhm**	**7.95**	**+2.78**
+61.2	CorOnDem	56.94	+.96
+12.9	Corning	36.13	+.88
+3.2	CorpOffP	30.12	+.39
+25.7	Costco	233.92	+.07
-34.6	Coty	13.01	+.35
-1.7	CousPrp	9.09	+.19

YTD	Name	Last	Chg
-8.6	CrackerB	145.26	+.39
-19.3	CrescPtE g	6.15	...
+45.5	CrestEq rs	37.55	-.30
+70.6	Crocs	21.57	+.22
+80.4	**CronosGp n**	**13.75**	**+1.06**
+1.3	CrwnCstle	112.40	+.58
-14.7	CrownHold	47.96	+.02
-14.6	Cummins	150.84	+2.51
+33.7	CybrOpt	20.05	-.25
+5.6	CypSemi	16.09	+.38
	D-E-F		
...	DDR Corp rs	13.82	+.22
+2.3	DNP Selct	11.05	+.03
-16.7	DR Horton	42.54	-.08
+50.0	DSW Inc	32.12	+.40
-.3	DTE	109.18	+.09
+15.5	DXC Tch n	94.82	+1.50
+16.3	Danaher	107.97	+.46
+21.3	Darden	116.45	-1.44
-14.1	DavidsT g n	3.35	+.35
-34.4	DeanFoods	7.58	+.02
-1.6	Deere	154.07	+1.68
+26.5	Delek	44.21	+.82
+3.8	DeltaAir	58.13	+.23
+150.7	DenburyR	5.54	-.05
-41.3	Dentsply	38.64	+.03
-60.7	Dermira	10.92	+.10
-35.6	DeutschBk	12.25	+.30
-3.1	DevonE	40.11	+.24
-3.5	Diageo	140.85	+3.32
-1.0	DiamOffsh	18.41	+.54
+5.3	DiamRk	11.89	+.06
+.4	DiambkEn	126.72	-1.86
-3.9	DianaShip	3.91	+.03
+29.2	DicksSptg	37.14	-.23
-69.7	Diebold	4.95	+.25
+40.3	DigiIntl	13.40	+.25
+7.0	DigitalRlt	121.84	+.16
+28.2	Dillards	76.99	-1.79
+3.2	Discover	79.35	+.59
+44.1	DiscIncA	32.26	+.21
+39.9	DiscIncC	29.62	+.19
-23.3	DishNetw h	36.62	-.15
+3.8	Disney	111.62	+1.83
+31.5	DocuSign n	52.23	+.50
+17.8	DollarGen	109.56	+.23
-19.7	DollarTree	86.22	+1.94
-41.2	DomMidst	17.90	-.15
-13.2	DomEngy	70.32	-.30
+49.6	Dominos	282.71	+3.24
+8.5	Domtar g	53.73	+.12
+19.2	Donaldson	58.35	-.06
-11.5	Dover	89.36	+.95
-1.7	DowDuPnt	70.03	+1.30
-13.5	DryStrt	7.47	...
-7.0	Dropbox n	26.50	+.84
-4.8	DufPUC	8.43	-.01
-4.1	DukeEngy	80.62	+.53
+5.5	DukeRlty	28.72	+.44
+13.4	E-Trade	56.22	+.44
-9.3	eBay s	34.24	+.02
+10.5	EOG Rescs	119.21	-.96
-14.8	EQT Corp	48.49	+.91
+47.1	ETF M AIH	43.01	+1.80
+11.8	Eaton	88.32	+.31
+15.8	EV EEq2	17.62	+.21
+1.6	EVTxMGlo	9.53	-.04
+18.6	Ecolab	159.20	+1.37
+7.2	EdisonInt	67.82	+.49
+34.4	EdwLfSci s	151.47	+2.75
...	ElancoAn n	36.00	...
-38.0	EldorGld g	.89	-.07
+8.0	ElectArts	113.47	+.55
+25.6	EliLilly	106.07	+.33
+7.9	EllieMae	96.45	-.58
+5.3	ElmiraSB	20.50	...
-34.9	EmergeES	4.68	-.12
+12.5	EmersonEl	78.38	+.97
-16.0	EnbrdgEPt	11.60	-.06
-12.0	Enbridge	34.40	-.21
-5.2	EnCana g	12.64	+.02
+111.0	Endo Intl	16.35	+.39
+1.3	EgyTrEq s	17.48	-.07
+24.7	EngyTrfPt	22.35	...
+7.7	**EnrgXXi hn**	**6.18**	**-.45**
+21.6	Enerpls g	11.90	-.15
-4.0	EnLinkLLC	16.90	+.15
+1.7	Ennis Inc	21.10	+.20
+83.4	Enphase	4.42	+.19
+30.3	ENSCO	7.70	+.09
+1.4	Entergy	82.49	+.59
+9.4	EntProdPt	29.01	-.16
+32.4	EnvisnHl n	45.76	-.01
+12.1	EsteeLdr	142.59	+2.93
+138.4	Etsy n	48.75	-1.41
...	Eventbr n	36.50	...
+5.6	Evergy	55.77	-.14
-2.2	EversrceE	61.77	+.25
-17.9	EvineLive	1.15	-.07
+42.7	ExactSci h	74.99	+.85
+19.2	ExantasCap	11.17	+.03
-44.4	Exelixis	16.89	+.45
+10.1	Exelon	43.39	+.15
+12.2	Expedia h	134.43	+1.65
+7.7	Express	10.93	+.36
+27.3	ExpScripts	95.04	+.40
+4.4	ExtendStay	19.83	+.39
-.1	ExtraSpce	87.38	+.54
-23.8	ExtrOilGs n	10.90	+.17
+1.4	ExxonMbl	84.82	+.19
-5.4	FMC Corp	89.55	+1.37
-3.8	FNBCp PA	13.30	+.05
-1.4	FS Invest	7.25	+.10
-5.9	Facebook	166.02	+2.96
+7.4	Fastenal	58.71	+.49
-1.1	FedExCp	246.81	+3.93
+51.4	FedNatHld	25.08	-.22

YTD	Name	Last	Chg
-3.7	FedRlty	127.87	+.06
+31.0	Ferrari n	137.29	+1.48
-33.4	Ferrellgs	2.85	-.05
+2.8	FiatChrys	18.34	+.34
+.2	FidlNatFn	39.32	-.21
-2.3	FidusInvst	14.83	+.25
-1.8	FifthThird	29.79	+.27
-5.8	Finisar	19.16	+.66
+16.8	FireEye	16.59	+.03
+77.3	FstBcpPR	9.04	+.42
+52.1	FstData n	25.41	-.03
-2.2	FsHawaii n	28.53	+.45
-8.8	FstHorizon	18.24	+.11
-15.0	FMajSilv g	5.73	-.15
-25.5	FstSolar	50.29	+.69
+20.4	FirstEngy	36.86	+.06
+22.2	Fiserv s	80.12	+.70
+6.5	Fitbit n	6.08	-.03
-12.3	FlrtyTotR	18.96	-.03
-25.6	Flex Ltd	13.38	+.05
+.3	FlowrsFds	19.37	+.07
+32.4	Flowserve	55.77	-.06
+14.2	Fluor	59.00	+.10
-1.7	**Foamix**	**5.91**	**+.35**
+.9	FootLockr	47.29	+.42
-21.5	FordM	9.81	+.03
+4.4	ForestCA	25.15	+.05
+96.2	Fortinet	85.71	-.12
+20.8	Fortive n	87.37	+1.38
-19.4	FBHmSec	55.13	-.29
-24.0	FrankRes	32.92	+.46
-24.1	FrptMcM	14.39	+.09
-2.4	Frontr rs	6.60	+.15
	G-H-I		
+28.9	**GW Pharm**	**170.10**	**+16.46**
+3.3	GabDvInc	24.19	+.14
-.4	GabMultT	9.16	+.06
-17.7	GabUtil	5.84	+.07
+107.5	**GalectinTh**	**6.93**	**+.88**
-8.1	GameStop	16.49	-.11
-6.5	Gam&Lsr n	34.59	+.29
-18.8	Gap	27.48	+.27
+17.0	Garmin	69.71	+.52
+7.8	GAInv	37.09	+.45
-.3	GenDynam	202.86	-1.15
-28.7	GenElec	12.46	-.40
-25.2	GenMills	44.37	+.10
-12.0	GenMotors	36.08	+.35
+8.1	GenesisEn	24.16	+.01
+8.4	Gentex	22.72	+.60
+6.8	GenuPrt	101.51	+.48
+42.1	Genworth	4.42	+.10
+205.6	GeronCp	5.50	-.01
+4.5	GileadSci	74.83	+.95
+12.4	GlaxoSKln	39.87	+.32
-59.5	Globalstar	.53	+.01
+28.2	GlobusMed	52.70	+.27
+102.7	GluMobile	7.38	...
+62.3	GoDaddy n	81.58	-.27
-49.6	**Gogo**	**5.68**	**+.28**
-7.3	GolLNGLtd	27.63	+.45
-15.7	Goldcrp g	10.77	-.03
-6.8	GoldmanS	237.40	+1.82
-23.7	Goodyear	24.64	+.35
-14.0	GoPro	6.51	+.18
-37.8	GovPrpIT	11.53	+.26
+5.4	vjGrace	73.92	+.48
+29.9	**GrphTInt n**	**20.14**	**+1.08**
-4.3	GraphPkg	14.78	+.05
-2.9	Greif A	58.82	+.99
+5.3	Griffin	38.65	+.65
-23.1	Groupon	3.92	-.05
-69.3	**GpSuprvi n**	**9.00**	**+1.05**
-33.2	GuangRy	22.30	+.43
-8.2	GulfportE	11.72	+.34
-9.7	H&E Eqp	36.71	+.71
+1.0	HCP Inc	26.35	+.23
+5.9	HD Supply	42.38	+.40
+22.3	HP Inc	25.69	+.43
-13.3	HSBC	44.79	+.60
-37.3	HainCels lf	26.58	+.38
-40.4	HalconRs n	4.51	-.11
-17.4	Hallibrtn	40.39	+.33
-10.9	Hanesbds s	18.63	+.40
+7.9	HanoverIns	116.67	+.44
-10.7	HarleyD	45.44	+.23
+23.8	Harmonic	5.20	+.15
+14.8	HarrisCorp	162.66	-2.86
+53.9	Harsco	28.70	-.45
-9.8	HartfdFn	50.76	+.18
-2.2	HawaiiEl	35.37	+.28
-16.8	HlthCSvc	43.85	+.52
-10.7	HlthcreTr	26.84	+.07
-23.4	HeclaM	3.04	...
-100.0	HeliosM rs	.01	+.00
+31.3	Hersha rs	22.85	+.16
-8.9	Hershey	103.45	+.79
-16.6	HertzGl	18.44	-.78
+46.2	Hess	69.38	-.04
+17.5	HP Ent n	16.87	+.23
+13.6	Hi-Crush	12.15	...
+1.2	HighPtRs	5.19	-.26
-17.1	HilltopH	20.99	+.47
+1.5	Hilton	81.08	+.65
-39.7	HimaxTch	6.28	+.06
-70.9	Histogenics	.60	+.04
+28.7	HollyFront	65.94	+.44
+11.4	HomeDp	211.06	-.62
-10.2	Honda	30.60	+.32
+8.6	HonwllIntl	166.54	+.74
-6.6	HopeBcp	17.05	+.32
+9.5	Hormel s	39.86	+.20
-3.4	HospPT	28.84	+.28
+6.9	HostHotls	21.22	+.08
+4.5	HuanPwr	26.13	-.39
+.4	Hubbell	135.86	+.83
+36.1	Humana	337.66	+1.86

YTD	Name	Last	Chg
+9.8	HuntBncsh	15.98	+.26
+6.1	HuntgtnIng	250.05	-1.98
-12.2	Huntsmn	29.22	+.39
-32.8	IAMGld g	3.92	+.01
+54.8	IdexxLab s	242.02	+1.12
-26.1	ING	13.65	+.46
+76.4	IQIYI n	27.43	-.29
+3.5	iShSelDiv	101.98	+.36
+11.7	iShNsdBio s	119.29	+1.63
+2.0	iShCorHiDv	91.93	+.71
-2.5	iShUSPfd	37.10	+.02
+8.0	Idacorp	98.69	+.30
-11.3	ITW	147.99	+1.25
+44.1	ImunoGn	9.24	+.42
+10.3	IndBkMI	24.65	+.40
+115.0	IndiaGCap	2.15	+.46
+15.3	Infinera	7.30	+.16
+16.0	IngerRd	103.44	+.47
-25.1	Ingredion	104.72	+.85
-97.5	Inpixon rs	.16	+.01
+58.5	IntgDv	47.11	-.09
+2.3	Intel	47.20	+1.05
+569.6	Intelsat	22.70	+.54
+103.4	InterceptP	118.85	-.51
+10.1	IntcntlExc s	77.68	+.10
-1.5	IBM	151.15	+2.09
-8.3	IntFlav	139.91	+2.40
-26.2	IntlGmeT n	19.56	-.63
-5.8	IntPap	54.58	+.36
+61.8	IntrpDia rs	1.65	-.03
+12.5	Interpublic	22.67	+.31
-21.7	Intersectns	1.77	+.03
+53.8	IntSurg s	561.18	+4.71
-33.2	Invesco	24.41	+.12
-8.8	InvestBncp	12.66	+.02
+86.0	Invitae n	16.89	+.77
+.3	InvitHm n	23.65	+.23
+1.0	IonisPhm	50.80	+.82
-5.8	IronMtn	35.53	+.93
	J-K-L		
+10.9	JPMorgCh	118.63	+1.01
+13.3	Jabil	29.75	+.42
+16.3	JacobsEng	76.74	-.07
+10.6	JkksPac	2.60	+.05
-10.5	JeffrFn	23.70	+.48
-10.9	JetBlue	19.91	+.02
+1.6	JohnJn	141.98	+1.52
-1.9	JohnContl n	37.37	+.37
+3.7	JnprNtwk	29.56	+.36
-21.2	KB Home	25.18	-.57
+4.0	KBR Inc	20.63	+.64
+17.2	KKR	24.68	...
-1.1	KLA Tnc	103.92	+1.47
+33.7	KLX	62.68	+.07
-16.9	**KandiTech**	**5.65**	**+.70**
+12.7	KC Southn	118.59	+.81
+7.1	Kellogg	72.80	+.40
-32.5	KeryxBio	3.14	+.18
+53.3	KeurDrPep	23.65	+.09
+2.9	Keycorp	20.75	+.58
+55.9	Keysight	64.86	-.07
-3.2	KimbClk	116.77	+.62
-7.4	Kimco	16.80	+.17
-.2	KindMorg	18.04	-.22
-30.3	Kinross g	3.01	-.02
+17.5	KirklLak n	18.05	-.02
-17.2	KnSwftT rs	36.18	-.32
+41.9	Kohls	76.95	-2.57
+38.0	KosmosEn	9.45	+.09
-26.0	KraftHnz n	57.57	+.68
+30.5	KratosDef	13.82	-.15
+6.3	Kroger s	29.18	+.30
+4.3	Kulicke	25.37	+.28
-50.4	L Brands	29.88	+.20
+6.3	L-3 Tch	210.36	-4.62
-18.8	LKQ Corp	33.02	+.60
+2.3	LTC Prp	44.54	+.44
-15.6	LamResrch	155.28	+2.09
+17.1	LambWst n	66.13	+.87
+18.4	Landstar	123.30	-.40
-76.3	**Lannett**	**5.50**	**+.65**
-18.1	LaredoPet	8.69	+.04
-12.3	LVSands	60.97	+.02
+22.8	LaSalleH	34.47	+.45
-3.6	LeggPlat	46.02	-.08
+6.5	LeidosHld	68.75	+.31
-12.6	LendingClb	3.61	...
-19.8	LennarA	50.72	-.67
+7.9	LbtyASE	6.80	+.04
-16.5	LibtyGlobC	28.25	+.64
+.8	LibtProp	43.34	+.86
+5.9	LincElec	97.00	+.89
-8.8	LincNat	70.14	+.81
+204.6	LiqTech	1.73	+.21
+23.1	LiveNatn	52.39	-.34
+3.8	LockhdM	333.13	-6.17
+4.3	Loews	52.16	+.36
-55.8	**LomaNeg n**	**10.18**	**+1.88**
+9.0	LaPac	28.62	-.38
+25.6	Lowes	116.70	+.44
+29.1	Lumentm n	63.15	+2.90
-5.3	LyonBas A	104.49	+1.78
	M-N-0		
+1.1	M&T Bk	172.88	+.86
+53.8	MBIA	11.26	+.32
-.4	MDC	31.74	-.18
-1.9	MDU Res	26.37	+.04
-4.3	MFA Fncl	7.58	+.01
-7.2	MGIC Inv	13.09	+.09
-14.6	MGM Rsts	28.53	+.16
-.1	MPLX LP	35.44	+.57
-8.0	MVC Cap	9.72	-.02
-26.9	Macquarie	46.90	+.40
+39.7	Macys	35.18	-.37
-.2	Magna g s	56.53	+2.09
-97.0	MagneG rs	.14	-.00
+31.9	Mallinckdt	29.76	+.08

YTD	Name	Last	Chg
-27.6	MannKd rs	1.68	-.04
-10.9	Manulife g	18.59	+.12
+27.3	MarathnO	21.55	-.21
+24.2	MarathPt s	81.93	+1.39
-2.6	MAR	132.18	+.95
+4.5	MarshM	85.07	-.23
-19.6	MartinMid	11.25	-.10
-12.2	MarvellTch	18.85	+.40
-12.1	Masco	38.61	-.12
-6.6	**Mastec**	**45.70**	**+2.40**
+46.3	MasterCrd	221.39	+3.20
+83.1	Match n	57.33	-1.92
+8.0	Mattel	16.61	-.01
+14.0	MaximIntg	59.58	+1.45
-4.1	McClatch rs	8.56	+.06
+27.7	McCorm	130.10	+.21
-6.6	McDnlds	160.79	+1.61
-12.9	McKesson	135.85	+1.58
-14.0	McEwenM	1.96	+.02
+6.7	MedProp	14.71	+.18
-24.1	MedleyCap	3.96	+.01
+20.7	Medtrnic	97.48	+1.02
+25.8	Merck	70.78	+.80
-6.2	MercGn	50.12	-.25
-18.8	Meredith	53.60	+.40
-10.8	Meritor	20.93	+.83
-4.2	MetLife	48.42	+.70
-32.0	Michaels	16.44	+.15
-5.1	Microchp	83.38	+2.01
+12.0	MicronT	46.06	+1.00
+32.8	Microsoft	113.57	+1.87
-29.4	Microvisn	1.15	+.05
-5.5	Middleby	127.50	+1.65
+19.2	MdsxWatr	47.57	+.20
+2.6	MHowHiInc	12.80	-.03
-50.8	**MiMedx**	**6.20**	**+.70**
-11.8	MitsuUFJ	6.41	+.10
-42.2	**MolecTemp**	**5.79**	**-.46**
-20.9	MolsCoorB	64.92	+.64
+2.5	Mondelez	43.87	+.43
-4.6	MonstrBv s	60.38	+1.06
-4.1	Moog A	83.29	+.33
-4.9	MorgStan	49.88	+.78
+25.9	Mosaic	32.31	+.51
+39.6	MotrlaSolu	126.09	+1.56
+2.4	MurphO	31.79	-.16
+108.3	MySize n	1.35	+.37
-8.5	Mylan NV	38.73	+.49
-13.9	NCR Corp	29.26	+.42
-7.5	**NIC Inc**	**15.35**	**+1.00**
+1085.1	**NII Hldg n**	**5.03**	**+.79**
+25.8	NRG Egy	35.83	+.25
-19.8	NXP Semi	93.89	+1.71
-7.9	Nabors	6.29	+.02
+2.7	NatFuGas	56.42	+.34
-10.8	NatGrid	52.45	+1.09
+.4	NtHlthInv	75.66	+.50
+19.1	NOilVarco	42.90	-1.55
+27.2	NatPresto	126.55	+2.00
+8.3	Navient	14.43	+.12
-2.1	NektarTh	58.44	+1.75
+46.7	Neogen s	90.43	-.79
-95.3	Neovasc g	.03	+.00
+100.0	NeptuneT g	4.72	+.01
+54.3	NetApp	85.36	+1.37
+90.3	Netflix s	365.36	-1.60
+41.6	Netlist h	.44	+.02
+261.8	**NewAgeB n**	**7.85**	**+3.48**
-69.6	NwGold g	1.00	-.10
+14.9	NJ Rscs s	46.20	+.44
-5.3	NewMedia	15.89	+.27
-22.2	NewOriEd	73.11	+1.42
+1.1	NewResid	18.07	-.02
-15.7	NY CmtyB	10.98	+.22
+1.6	NYMtgTr	6.27	+.03
+25.4	NY Times	23.20	+.70
-28.8	NewellRub	22.00	+.36
-9.8	NewfldExp	28.44	-.47
-16.0	NewmtM	31.50	-.02
-22.1	NewsCpA	12.62	+.10
+32.6	Nexeo Sol	12.07	+.34
+8.4	NextEraEn	169.27	+.10
-1.7	NiSource s	25.23	-.31
-25.2	Nielsen plc	27.21	-.35
+36.5	NikeB s	85.37	+.94
+44.0	NobleCorp	6.51	+.21
+3.9	NobleEngy	30.27	-.51
+18.5	NokiaCp	5.52	+.06
-13.4	NordicAm	2.13	+.08
+28.8	Nordstrm	61.03	-3.11
+27.2	NorflkSo	184.28	-1.40
+75.1	NthnO&G	3.59	+.05
-1.8	NorthropG	301.41	-10.85
+8.3	NwstBcsh	18.12	+.19
+15.8	NwstNG	69.10	+1.00
+2.4	Novartis	85.97	+1.07
+18.5	Novavax	1.47	+.04
-11.5	NovoNord	47.50	+.50
+143.6	**NovoCure n**	**49.20**	**-2.80**
+22.9	NuSkin	83.85	+.66
+4.4	NuanceCm	17.07	+.28
+1.3	Nucor	64.41	-.43
+36.1	Nutanix n	48.01	+1.34
+11.4	Nutrien n	57.82	-.80
-8.9	NuvDivA	12.81	-.02
-13.0	Nv AMT-Fr	15.02	+.14
-11.0	NvPfdInco	9.20	-.05
+1.3	NuvEqtP	14.44	+.09
+37.6	Nvidia	266.28	-5.70
+16.8	NxStageMd	28.30	+.10
+11.1	OGE Engy	36.56	+.29
+2.7	OaktrSpL	5.02	...
+2.9	OaktStInco	8.64	+.03
+51.8	OasisPet	12.77	-.12
+7.6	OcciPet	79.23	-.15
+20.8	vjOceanR rs	32.37	+.40
+9.3	OceanFst	28.68	+.15
-7.1	OfficeDpt	3.29	+.01

YTD	Name	Last	Chg
+177.2	Okta n	71.00	+1.16
+17.8	OldNBcp	20.55	+.25
+7.2	OldRepub	22.93	+.21
-21.8	Olin	27.83	+.28
+19.1	OmegaHlt	32.81	+.30
-4.4	Omnicom	69.64	+.66
-6.9	OnSmcnd	19.50	+.38
+28.4	ONEOK	68.61	-.91
-11.8	OpkoHlth	4.32	-.12
+6.7	Oracle	50.43	+1.00
+21.5	Orbotch	61.04	+.39
-11.2	Organovo	1.19	+.03
-1.2	OrthoMed	54.07	+.66
-16.0	OshkoshCp	76.37	+.87
+6.4	OtterTail	47.30	+.25
-8.6	OwensMin	17.25	+.10
	P-Q-R		
+33.7	PBF Engy	47.38	+.03
-10.6	PDL Bio	2.45	+.08
+4.7	PG&E Cp	46.92	+.21
+30.0	PGT Inc	21.90	+.30
+.1	PNC	144.46	+2.93
-2.5	PNM Res	39.45	+.55
-14.8	POSCO	66.56	-.45
-.8	PPG s	115.92	+.87
-4.5	PPL Corp	29.55	-.11
+1.9	Paccar	72.41	+1.09
-1.9	PacPreBc	39.25	+.30
-8.4	Pagsegur n	29.05	+.63
+58.7	PaloAltNet	230.01	+.99
+94.8	Pandora	9.39	-.03
-2.2	ParamtGp	15.50	+.19
...	ParkDrl rs	3.26	-.01
-4.5	ParkerHan	190.51	+.03
-3.0	ParsleyEn	28.55	-.24
+2.5	PartyCity n	14.30	+.05
-29.6	Patterson	25.44	+.26
-22.3	PattUTI	17.89	...
+9.8	Paychex	74.76	+.77
+23.1	PayPal n	90.60	+1.29
+6.3	PeabodyE n	41.84	-1.29
-1.0	Pebblebrk	36.80	+.73
-7.4	Pembina g	33.49	-.04
+3.9	PnnNtGm	32.56	+.36
+10.0	PennantPk	7.60	+.07
-36.7	Penney	2.00	...
+9.6	Penske	52.46	+.84
-36.6	Pentair	44.77	-.32
-3.7	PeopUtdF	18.00	+.24
-3.9	PepsiCo	115.22	+1.45
+32.1	PerkElm	96.58	+.25
-15.2	Perrigo	73.90	+.57
+20.8	Pfizer	43.75	+.49
-21.9	PhilipMor	82.55	+1.64
+22.3	PhilipsNV	46.24	+.70
+9.1	Phillips66	110.33	+.97
+1.6	PimIncStr2	10.60	+.09
-7.7	**Pinduodou n**	**24.65**	**+1.65**
-6.7	PinWst	79.47	+.44
-.8	PioNtrl	171.39	-2.61
-32.8	PitnyBw	7.51	+.13
+26.4	PivotSft n	19.88	+.38
+20.7	PlainsAAP	24.92	+.13
+30.4	PlatfmSpc	12.94	+.28
-38.2	PlatGpM rs	.19	+.01
-18.2	PlugPowr h	1.93	+.04
-13.3	Polaris	107.50	-1.63
+3.3	PolyOne	44.95	+.71
+7.5	Praxair	166.21	+1.84
-28.6	Pretium g	8.15	+.14
-15.8	PrinFncl	59.39	+.59
-16.0	ProAssur	48.00	+.15
+4.4	ProLogis	67.36	+1.41
-7.1	ProctGam	85.36	+1.36
+10.4	PrognicsPh	6.57	+.15
+25.7	ProgsvCp	70.78	+.90
+9.6	ProspctCap	7.39	-.02
-9.2	Protalix	.60	-.01
-9.3	Prudentl	104.23	+1.39
+1.3	PSEG	52.19	+.28
-1.9	PubStrg	205.02	+.92
-20.6	PulteGrp	26.39	-.30
+73.7	PureStrg n	27.55	-.28
-5.3	PMMI	7.02	+.03
+14.3	QEP Res	10.94	+.04
+16.5	Qualcom	74.60	+.54
-55.8	Qudian n	5.54	+.03
+9.6	QstDiag	107.93	+.40
-7.6	QuratRet A	22.56	+.44
-42.0	Qutoutiao n	9.27	-.22
-39.4	RPC	15.46	+.08
+31.3	RLauren	136.12	+1.99
+4.5	RangeRs	17.82	+.63
+36.0	RavenInds	46.70	+.35
+7.2	RJamesFn	95.50	+1.73
+8.7	Rayonier	34.38	+.59
+7.4	Raytheon	200.81	-4.36
-99.8	ReShape rs	.04	+.00
-22.3	Realogy	20.60	+.59
+.4	RltyInco	57.27	+.62
+11.4	**RedHat**	**133.81**	**-9.35**
+10.2	RedwdTr	16.33	-.01
+3.0	Regenrn	387.25	+3.55
+12.8	RegionsFn	19.49	+.33
+2.3	RelStlAl	87.78	+.05
+56.6	Replgn	56.83	-.85
-1.5	RestBrnds	60.55	+1.13
-6.3	RetailOpp	18.70	+.18
+22.4	Rexnord	31.85	+.33
-14.4	RigelPh	3.32	-.27
-33.0	RiteAid	1.32	-.01
+.3	RockwlAut	196.95	+2.32
+4.6	RockColl	141.84	+.76
-9.1	Rogers	147.11	+3.64
+40.7	Roku n	72.86	+2.25
+19.6	Roper	309.78	+.88
+20.2	RossStrs s	96.43	-.52

YTD	Name	Last	Chg
+11.6	Rowan	17.48	+.74
-.7	RoyalBk g	81.06	+.57
+10.8	RylCarb	132.14	+1.60
+.8	RoyDShllB	68.83	+.55
+.2	RoyDShllA	66.82	+.56
-11.2	Ryder	74.76	-.68
	S-T-U		
+15.3	S&T Bcp	45.92	+.62
-12.2	SCANA	34.93	+.02
-1.6	SLGreen	99.34	+.77
+6.2	SLM Cp	12.00	+.20
+41.4	SM Energy	31.22	-.52
+4.1	SRC Eng	8.88	+.11
+36.4	SS&C Tch s	55.21	+.10
-9.5	SabnR	40.35	-.55
+11.9	Saia Inc	79.15	-.50
-5.0	StJoe	17.15	+.25
+52.1	Salesforce	155.50	+2.60
-2.0	SallyBty	18.38	+.35
-43.6	SJuanB	4.65	-.22
-2.7	SangTher	15.95	+.60
+2.7	Sanofi	44.15	+.25
-8.6	Schlmbrg	61.57	+.34
+1.4	Schwab	52.07	+.08
-32.8	ScorpioTk	2.05	+.09
+4.4	Sea Ltd n	13.92	+.48
+17.2	SeagateT	49.02	+.93
-64.0	SearsHldgs	1.29	+.07
+21.6	**Seaspan**	**8.21**	**-.95**
+6.9	SempraEn	114.32	+.08
-5.6	SenHous	18.08	+.11
+13.8	Senomyx	1.48	+.01
+16.4	ServiceMst	59.68	+.49
+43.7	ServcNow	187.35	+1.35
+16.6	Sherwin	477.98	+2.94
-11.0	ShipFin	13.80	+.10
+18.7	SignetJwlrs	67.13	-.20
+4.9	SimonProp	180.11	+.30
-24.8	Sinclair	28.48	+.05
+30.8	SiriusXM	7.01	+.01
+1.4	SixFlags	67.50	+.18
-29.8	Skechers s	26.58	-1.26
-3.5	SkywksSol	91.61	+2.75
+10.0	SmartFn rs	23.88	+.33
-11.7	Smucker	109.65	+.48
-37.0	SnapInc A n	9.21	+.05
+7.6	SnapOn	187.59	+.49
-1.7	SocCapH n	9.92	+.03
+103.0	SodaStrm	142.82	+.02
+6.7	SolarCap	21.57	+.07
+7.6	SonocoP	57.16	+.19
-30.1	Sonos n	13.92	-.45
+31.5	SonyCp	59.10	+.10
-.2	SourcC	40.67	+.54
+13.7	SoJerInd s	35.50	+.39
-10.0	SouthnCo	43.29	-.41
-4.5	SwstAirl	62.50	-.61
+1.1	SwstnEngy	5.64	+.13
+13.6	SpectPh	21.52	+.87
+6.1	SpiritRltC	8.16	+.14
+39.6	Splunk	115.66	+.23
+9.3	Sprint	6.44	+.08
+13.0	Sprouts	27.52	+.28
+149.5	Square n	86.51	+1.71
+209.4	StaarSur	47.95	-.55
-9.3	StanBlkDk	153.83	+2.03
-8.8	StarGas	9.80	+.05
+10.3	StarsGp g	25.70	+1.10
-1.7	Starbucks s	56.43	+1.00
+1.9	StarwdPT	21.75	-.03
-8.2	StateStr	89.57	+1.65
+7.5	StlDynam	46.35	-.85
+6.3	**Steelcse**	**16.15**	**+.80**
+79.3	SteinMart s	2.08	+.02
-6.3	SterlingBc	23.05	+.65
+61.3	**StitchFix n**	**41.66**	**-5.45**
+8.0	StoreCap	28.12	+.38
+12.0	Stryker	173.49	-.04
-4.3	SubPpne	23.18	...
-38.8	SumtMtls n	19.23	+.09
+9.8	SunCmts	101.84	+.86
-11.9	SunHydrl	56.98	+1.86
+5.5	Suncor g	38.74	-.45
-4.3	SunPower	8.07	+.12
+9.8	SunTrst	70.93	+1.25
-.2	SupEnrgy	9.61	-.10
-28.9	SupGpCos s	18.99	+.42
-26.2	Symantec lf	20.70	+.03
-13.0	Synchrony	33.60	+.21
-.1	SynovusFn	47.89	+.25
+20.7	Sysco	73.29	+.37
+8.8	T-MobileUS	69.13	+.78
-12.4	TAL Educ s	26.04	+.49
-38.2	TC PpLn	32.83	-.72
+9.7	TD Ameritr	56.09	-.07
-2.5	TE Connect	92.63	+.57
+10.4	TG Thera	9.05	+.10
+43.3	TJX	109.55	+.17
-56.6	TOP Shi rs	1.09	+.08
-38.0	TahoeRes	2.97	+.04
+19.3	TakeTwo	130.95	+.38
-10.1	TallgELP n	23.13	+.06
+1729.7	**TandmD rs**	**43.18**	**+3.23**
-13.8	TangerFac	22.86	+.44
+13.8	Tapestry	50.34	-.09
+14.1	TargaRes	55.26	-.74
+33.9	Target	87.38	+.22
-6.8	Taubmn	60.98	+.64
-23.3	TechData h	75.17	+1.45
-.4	Technip	31.20	+.26
-4.2	TeckRes g	25.08	+.39
+116.4	Teladoc n	75.40	-.05
-20.9	**Tenneco**	**46.32**	**+2.26**
+2.2	Teradata	39.31	+.41
-9.8	Teradyn	37.77	+.64
+5.2	TerraNitro	83.96	...
-4.2	Tesla Inc	298.33	-.69
-49.8	Tetraphase	3.16	+.15
+3.9	TexInst	108.49	+1.12
+35.0	TexRdhse	71.12	-.55
-37.2	Textainer	13.50	-.10
+25.1	Textron	70.79	-.93
+11.8	**TherapMD**	**6.75**	**+.53**
+27.7	ThermoFis	242.50	+1.44
+4.4	ThomsonR	45.51	+.11
-39.0	**Thor Inds**	**91.95**	**-13.69**
+123.8	3D Sys	19.34	+.23
-8.5	3M Co	215.27	+2.15
+22.2	Tiffany	127.05	+2.32
+687.6	**Tilray n**	**176.35**	**-37.71**
+4.9	Timken	51.55	+2.05
-25.3	TollBros	35.86	-.47
-2.6	Torchmark	88.33	+1.16
+5.5	TorDBk gs	61.82	+.45
+15.8	Total SA	64.03	+.98
-1.7	Toyota	124.95	-.37
+234.7	TransEntx	6.46	-.06
+37.4	TransUn n	75.52	+1.35

YTD	Name	Last	Chg
+18.3	Transocn	12.63	+.27
-1.1	Travelers	134.15	+1.65
+2.5	Trevena	1.64	+.01
-25.3	TriPointe	13.38	-.51
+3.7	TriContl	27.95	+.10
+.4	TriCntl pf	50.63	-.38
+17.5	TriNetGrp	52.08	...
-.8	Trinity	37.17	+.12
+43.9	TripAdvis	49.60	-.92
-14.8	Trivago n	5.83	-.02
-7.6	TrueBlue	25.40	+.55
-6.5	TrstNY	8.60	+.10
-44.8	Tuppwre	34.58	+1.27
-35.6	TurqHillRs	2.21	+.01
+1009.8	TurtleBc rs	20.11	+.92
+29.1	21stCFoxA	44.57	-.05
+29.5	21stCFoxB	44.20	-.06
-.4	22ndCentry	2.79	-.02
+259.4	Twilio n	84.83	+1.96
+24.3	Twitter	29.85	+.33
-6.7	TwoHrbl rs	15.17	+.05
+22.7	2U	79.13	+1.21
-23.1	Tyson	62.31	+.75
-9.5	UBS Grp	16.65	+.68
+5.2	UDR	40.51	+.43
+15.5	UGI Corp	54.21	+.45
-1.2	US FdsHl n	31.55	+.13
-39.0	US Silica	19.86	-.64
-41.6	UltraClean	13.49	+.07
-84.4	UltPetro n	1.41	+.08
+38.6	**UndrArm s**	**20.00**	**+1.24**
+36.3	**UnAr C wi**	**18.15**	**+.87**
+8.0	UniFirst	178.15	+2.30
+.4	UnilevNV	56.52	+1.37
+22.3	UnionPac	164.01	+1.21
+24.0	Unit	27.27	+.23
+32.2	UtdContl	89.12	-.23
...	UPS B	119.12	+.87
-.1	UtdRentals	171.76	+2.80
+3.3	US Bancrp	55.35	+.43
-15.2	USSteel	29.85	...
+11.2	UtdTech	141.85	+1.35
+20.8	UtdhlthGp	266.39	+1.06
+16.9	UnitGrp	20.80	-.01
-1.6	Univar n	30.45	+1.32
+28.1	UnvslCp	67.25	+1.75
-28.1	UnumGrp	39.48	+.33
-1.1	UraniumEn	1.75	+.03
+19.9	UrbanOut	42.05	+.16
	V-W-X-Y-Z		
+24.1	VF Corp	91.86	+.14
+2.5	VICI Pr n	21.42	-.07
+20.2	ValeroE	110.48	+.78
+7.2	VlyNBcp	12.03	+.11
+9.9	VangDivAp	112.09	+.72
+5.2	VangTotW	78.12	...
-32.7	VectorGp	14.35	+.30
+9.8	Vectren	71.40	+.07
+86.5	VeevaSys	103.07	-.11
-5.1	Ventas	56.97	-.09
+185.0	Verastem	8.75	-.08
-4.2	Vereit	7.46	+.11
+40.0	Verisign	160.20	+1.11
+1.9	VerizonCm	53.95	+.45
+3.3	ViacomB	31.83	+1.10
+7.8	ViadCorp	59.70	-.25
+30.3	Viavi	11.39	+.26
+367.2	VikingTh n	18.97	-.68
+30.9	Visa s	149.24	+1.82
+4.3	VishayInt	21.65	+.85
+27.8	VistraEn n	23.42	+.36
-94.5	VitalThera	.33	-.00
+22.1	VMware	153.00	+2.25
-29.1	Vodafone	22.62	+.08
+33.5	Vonage	13.58	+.27
+1.3	VoyaFincl	50.10	-.07
-10.4	VulcanM	115.04	+.62
+129.3	W&T Off	7.59	+.06
+47.5	WD 40	174.00	+1.95
+1.1	WEC Engy	67.15	+.19
+60.2	WMIH	1.36	...
-4.2	WP Carey	66.00	+1.14
+30.9	WPX Engy	18.42	-.17
-3.0	WalMart	95.75	+.51
+.4	WalgBoots	72.89	+1.61
+34.0	WarrMet n	26.41	+.21
+2.4	WashPrGp	7.29	+.22
-.9	WREIT	30.85	+.53
+6.3	WsteMInc	91.72	+.51
+2.1	Waters	197.29	+.62
-38.4	WeathfIntl	2.57	+.05
+10.6	WebsterFn	62.10	+.02
+60.0	WtWatch	70.84	+1.55
-9.6	WeinRlt	29.72	+.42
-8.4	WellsFargo	55.55	+.33
+2.8	Welltower	65.57	+.08
+6.5	Wendys Co	17.48	-.01
-3.9	WAstInfSc	11.33	-.03
-24.5	WDigital	60.05	+1.66
-4.7	WstnGasPt	45.84	+.73
-1.5	WstnUnion	18.72	+.12
-15.7	WestpacBk	20.55	+.13
-10.1	WestRck	56.84	+.23
-4.5	Weyerhsr	33.69	+.05
-23.1	WheatPr g	17.01	+.22
-27.1	Whrlpl	122.99	+.02
+80.0	WhitngPet rs	47.67	-1.23
-40.9	**WLyonHm**	**17.20**	**-1.45**
-7.3	WmsCos	28.25	+.06
+5.8	WT MCD s	37.34	+.15
+6.9	Woodward	81.83	-.02
-.9	WorldFuel	27.88	+.03
+192.8	WldW Ent	89.54	+1.53
+33.3	Worldpay	98.03	+.72
+5.2	Worthgtn	46.34	+.42
-18.6	Wynn	137.31	+1.58
-1.6	XcelEngy	47.35	+.16
-2.3	Xerox rs	28.49	+.21
+17.1	Xilinx	78.97	+1.32
-33.9	YRC Wwde	9.51	-.14
-18.6	Yamana g	2.54	-.02
+.8	Yandex	33.00	+.58
+24.1	**Yelp**	**52.07**	**+3.30**
-12.4	YorkWater	29.70	+.20
+9.0	YumBrnds	88.96	+.41
-12.2	Yum China	35.12	+.31
+13.4	ZTO Exp n	17.97	-.02
-14.4	Zagg	15.80	+.20
-4.6	ZayoGrp	35.09	-.09
+100.9	Zendesk	67.97	+.74
+9.2	ZillowC n	44.67	+.56
+8.3	ZimmerBio	130.72	+.88
+3.3	ZionsBcp	52.50	+.42
-22.7	Ziopharm	3.20	+.21
+25.0	Zoetis	90.06	+.98
+11.6	Zuora n	22.99	+.08
-1.0	Zynga	3.96	+.04

Stock Footnotes: g - Dividends and earnings in Canadian dollars. h - Does not meet continued-listing standards. lf - Late filing with SEC. n - Stock was a new issue in the last year. rs - Stock has undergone a reverse stock split of at least 50% within the past year. rt - Right to buy security at a specified price. s - Stock has split by at least 20 percent within the last year. wi - Trades will be settled when the stock is issued. wd - When distributed. wt - Warrant, allowing a purchase of a stock. un - Unit,, including more than one security. vj - Company in bankruptcy or receivership, or being reorganized under the bankruptcy law. Appears in front of the name. Stocks in **bold** are worth at least $5 and changed 5 percent or more in price.
Source: The Associated Press.

Interestrates

The yield on the 10-year Treasury note slipped to 3.07 percent Thursday. Yields affect interest rates on mortgages and other

	PRIME RATE	FED FUNDS
LAST	5.00	1.88
6 MO AGO	4.50	1.38
1 YR AGO	4.25	1.13

TREASURIES	LAST	PVS	NET CHG	1YR AGO
3-month T-bill	2.16	2.16	...	1.04
6-month T-bill	2.37	2.36	+0.01	1.19
52-wk T-bill	2.57	2.56	+0.01	1.31
2-year T-note	2.79	2.81	-0.02	1.44
5-year T-note	2.96	2.95	+0.01	1.88
7-year T-note	3.03	3.04	-0.01	2.11
10-year T-note	3.07	3.08	-0.01	2.27
30-year T-bond	3.21	3.23	-0.02	2.81

BONDS	LAST	PVS	NET CHG	1YR AGO
Barclays Glob Agg Bd	2.15	2.13	+0.02	1.58
Barclays USAggregate	3.49	3.46	+0.03	2.51
Barclays US Corp	4.10	4.08	+0.02	3.14
Barclays US High Yield	6.24	6.22	+0.02	5.49
Moodys AAA Corp Idx	4.04	4.02	+0.02	3.67
10-Yr. TIPS	.91	0.91	...	.41

Foreign Exchange

The dollar weakened against the euro and British pound but strengthened versus the Japanese yen. The dollar fell versus the Canadian dollar and rose against the Mexican peso.

MAJORS	CLOSE	CHG	%CHG	1YR AGO
USD per British Pound	1.3268	+.0123	+.93%	1.3475
Canadian Dollar	1.2912	-.0006	-.05%	1.2357
USD per Euro	1.1776	+.0102	+.87%	1.1885
Japanese Yen	112.48	+.21	+.19%	112.38
Mexican Peso	18.8180	+.0431	+.23%	17.8193
EUROPE/AFRICA/MIDDLE EAST				
Israeli Shekel	3.5746	+.0008	+.29%	3.5197
Norwegian Krone	8.1465	+.0001	+.08%	7.8770
South African Rand	14.2835	+.0017	+2.43%	13.3518
Swedish Krona	8.7785	+.0012	+1.05%	8.0224
Swiss Franc	.9594	+.0082	+.79%	.9706
ASIA/PACIFIC				
Australian Dollar	1.3717	-.0045	-.33%	1.2488
Chinese Yuan	6.8449	-.0037	-.05%	6.5742
Hong Kong Dollar	7.8425	-.0025	-.03%	7.8013
Indian Rupee	71.736	-.263	-.37%	64.560
Singapore Dollar	1.3648	-.0042	-.31%	1.3502
South Korean Won	1117.82	-2.23	-.20%	1133.04
Taiwan Dollar	30.72	-.04	-.13%	30.09

Commodities

U.S. crude oil prices fell 0.4 percent while natural gas prices rose more than 2 percent. Wholesale gasoline was slightly lower. Gold and silver prices both edged slightly higher.

FUELS	CLOSE	PVS	%CHG	%YTD
Crude Oil (bbl)	70.77	71.12	-0.49	+17.1
Ethanol (gal)	1.26	1.25	+0.56	-5.0
Heating Oil (gal)	2.23	2.25	-0.83	+7.4
Natural Gas (mm btu)	2.98	2.91	+2.34	+0.8
Unleaded Gas (gal)	2.01	2.02	-0.30	+12.0
METALS	**CLOSE**	**PVS**	**%CHG**	**%YTD**
Gold (oz)	1206.20	1202.20	+0.33	-7.7
Silver (oz)	14.22	14.19	+0.18	-16.7
Platinum (oz)	834.20	821.90	+1.50	-10.7
Copper (lb)	2.72	2.71	+0.41	-17.0
Palladium (oz)	1066.80	1053.40	+1.27	-0.7
AGRICULTURE	**CLOSE**	**PVS**	**%CHG**	**%YTD**
Cattle (lb)	1.12	1.13	-0.57	-8.6
Coffee (lb)	1.00	0.97	+3.15	-21.0
Corn (bu)	3.53	3.46	+1.95	+0.5
Cotton (lb)	0.79	0.80	-0.70	+0.6
Lumber (1,000 bd ft)	345.00	347.20	-0.63	-23.0
Orange Juice (lb)	1.47	1.47	+0.55	+8.4
Soybeans (bu)	8.50	8.30	+2.44	-10.7
Wheat (bu)	5.24	5.23	+0.29	+22.7

(Previous and change figures reflect current contract.)

Unusual vertigo can be triggered by coughing or noises

Dr. Roach

DEAR DR. ROACH: After many years of various treatments, including allergy shots, food studies and an ear tube, I was recently diagnosed with "semicircular canal dehiscence." Can you explain what this is and the treatment (besides surgery) to relieve the symptoms of inner ear pressure, dizziness and pressure and pulsation in the head? Are there any medications? — J.D.W.

ANSWER: Semicircular canal dehiscence syndrome is an unusual cause of vertigo. Vertigo is sometimes referred to as dizziness, but "dizziness" may refer to both unsteadiness (a feeling that you are going to pass out, which medically is referred to as "presyncope") or true vertigo (a sensation of movement when the person is actually still). The vertigo in semicircular canal dehiscence syndrome is different from most other causes of vertigo because it can be provoked by loud noises, coughing or sneezing. It is caused by abnormally thin bone in the semicircular canals, part of the organ of balance in the inner ear. The diagnosis is confirmed by a CT scan of the temporal bone.

The only treatment I have read that consistently is effective is surgery. An ear tube is sometimes tried in people who have symptoms with pressure changes. Medications used in some cases of vertigo, such as meclizine (Antivert), usually will make SCDS symptoms worse in the long term. Anti-nausea medications like ondansetron (Zofran) may help if nausea is severe, but have their own side effects.

DEAR DR. ROACH: I have a relative with cancer who is about to begin multiple therapeutic interventions. My friends tell me that all cancer treatments are toxic and kill people instead of curing them, and that I should tell my relative to look into other forms of treatment. What do you suggest I do? — K.C.

ANSWER: There are hundreds of different types of cancer, and they vary widely in their capacity to grow and damage the individual, and in their response to treatment. For decades, this has meant mostly surgery, chemotherapy and radiation, but now includes newer treatments, including immune therapy. While not all cancers are curable in everybody, every year brings sometimes incremental, sometimes dramatic improvements in life expectancy for individual cancers.

Treating some cancers remains difficult, and in many cases the treatments have significant side effects. Surgery scars may impair function, and chemotherapy can cause symptoms and may permanently affect body systems, as can radiation. It can be hard on a family member observing these treatments, and if his or her loved one nevertheless succumbs eventually to the cancer, it is understandable to think the suffering the person went through was in vain.

So, while I understand where your friends may be coming from, their well-meaning advice, based on bad experiences possibly a long time ago, might cause your relative with cancer to delay the potentially lifesaving treatments that are available now. A study published in July 2018 showed that people who use alternative medical treatments for cancer are less likely to be cured and have a shorter life expectancy.

My advice is that you encourage your relative to find the most expert cancer treatment available. It's up to your relative to accept the recommendations of the expert, but delaying the best available treatment in order to consider unproven therapies is likely to result in harm.

7 LITTLE WORDS

Find the 7 words to match the 7 clues. The numbers in parentheses represent the number of letters in each solution. Each letter combination can be used only once, but all letter combinations will be necessary to complete the puzzle.

CLUES	SOLUTIONS
1 errs in a math operation (9)	
2 $20 bills, in slang (8)	
3 intellectual weightiness (5)	
4 swanky "retirement" spot (10)	
5 full of chemicals (8)	
6 angered (5)	
7 runs, but not literally (9)	

© 2018 Blue Ox Family Games, Inc., Dist. by Andrews McMeel

MIS	ER	ONS	NTS	PTH
KS	TED	GNS	POL	CAM
LU	LED	RP	DE	JAC
FOU	PAI	COU	RI	OST

Thursday's Answers: 1. FEALTY 2. TUBA 3. JAZZINESS 4. LOOKOUT 5. TRANSPOSES 6. MACCHIATO 7. CORNER 9/21

Accident ends a couple's plan to have kids together

Dear Abby

DEAR ABBY: I am 15 years older than my boyfriend, "Spencer," and have two kids from a previous marriage.

I planned to have his child, but was involved in an accident and now can no longer have kids. He blames me nearly every day for having "experienced life" while he hasn't. He wants kids, and mine are mine — not his. He calls me ugly names now and is physically and emotionally abusive.

It wasn't my choice to be infertile, but he truly hates me for it. I get choked and pushed and have bruises the next day.

My gut says he's involved with a girl at work who is giving him bad advice. I have caught them texting and talking together in our car at his job. Please help me with some advice. — Lost Soul In Oregon

DEAR LOST SOUL: I'll try. You should have drawn the line the first time Spencer became abusive. For the sake of your children — not to mention your own safety — tell him he has to leave. That's what he's really trying to do, force you to end what has become a toxic relationship so he won't have to take the responsibility.

DEAR ABBY: I am NOT one of those fit, active, socially involved and sexy senior citizens. I had a hard childhood, was a busy wife and mother and, for decades, worked at jobs I hated. I spent years longing for the day when I could retire and read, read, read without feeling guilty.

Now that I'm retired, my baby boomer cohort seems to feel we seniors should all be wonder women and men. Worse, my millennial children seem to agree. Is there a succinct and polite way to tell them all to go take a flying leap? — Old-Fashioned In Ohio

DEAR OLD-FASHIONED: A person does not have to be Wonder Woman or Superman to devote half an hour five days a week to her or his health by walking. You could listen to an audiobook while you do it.

Rid camper of rust stains

Hints from Heloise

Dear Heloise: We inherited my uncle's camper, and the sink has RUST STAINS. Do you have a cleaning formula that I can use instead of commercial cleaners? — Evelyn G., Shreveport, La.

I'd recommend slicing a lemon in half and dipping it in borax. Then scrub the surface, rinse well and dry. Borax should get off that grime. If you need other suggestions on homemade cleaning solutions, you can get my pamphlet Heloise's Homemade Cleaning Solutions. Just send $5, along with a long, stamped (71 cents), self-addressed envelope, to: Heloise/ Cleaners, P.O. Box 795001, San Antonio, TX 78279-5001. Or you can order it online at www.Heloise.com. This formula works great for rust stains on porcelain or enamel tubs and sinks, but don't use it on granite, glazed tile, laminate, marble or other surfaces that scratch easily. — Heloise

JUMBLE

Unscramble these four Jumbles, one letter to each square, to form four ordinary words.

INBOS

OLCLE

GRYEES

DARELY

©2018 Tribune Content Agency, LLC All Rights Reserved.

Check out the new, free JUST JUMBLE app

THAT SCRAMBLED WORD GAME by David L. Hoyt and Jeff Knurek

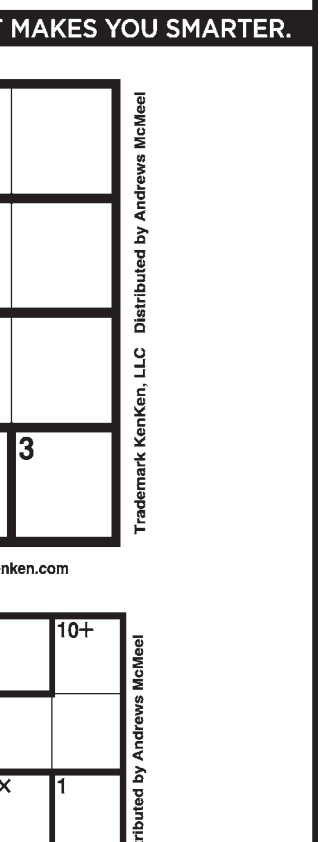

Now arrange the circled letters to form the surprise answer, as suggested by the above car-

"_____-_____"

(Answers tomorrow)

Yesterday's Jumbles: GAVEL SENSE SUBMIT WIZARD
Answer: When the boxer surprised her with a marriage proposal, she had a — "RING-SIDE" SEAT

KENKEN

THE LOGIC PUZZLE THAT MAKES YOU SMARTER.

EASY



Trademark KenKen, LLC Distributed by Andrews McMeel

©2018 KenKen Puzzle, LLC www.kenken.com

CHALLENGING

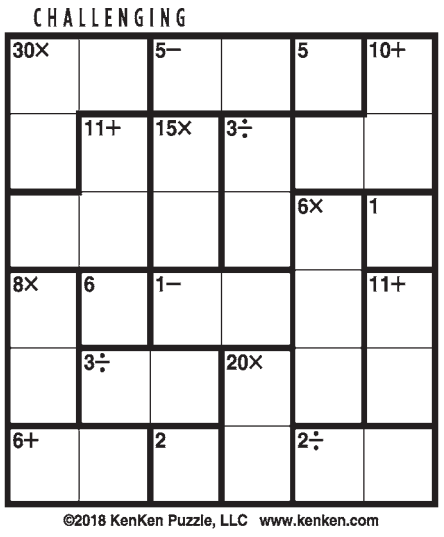

Trademark KenKen, LLC Distributed by Andrews McMeel

©2018 KenKen Puzzle, LLC www.kenken.com

9-21-18

RULES

1. Each row and each column must contain the numbers 1 through 4 (easy) or 1 through 6 (challenging) without repeating.
2. The numbers within the heavily outlined boxes, called cages, must combine using the given operation (in any order) to produce the target numbers in the top-left corners.
3. Freebies: Fill in single-box cages with the number in the top-left corner.

PREVIOUS ANSWERS

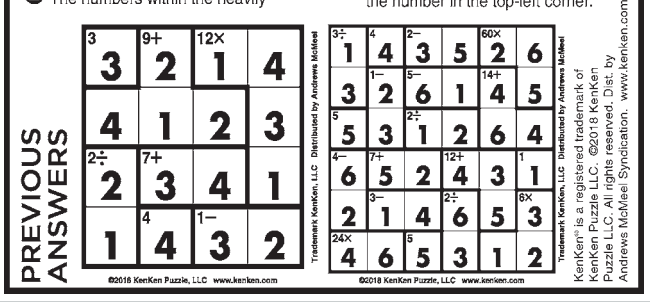

Trademark KenKen, LLC Distributed by Andrews McMeel

©2018 KenKen Puzzle, LLC www.kenken.com

KenKen® is a registered trademark of KenKen Puzzle LLC. ©2018 KenKen Puzzle LLC. All rights reserved. Dist. by Andrews McMeel Syndication. www.kenken.com

WHATZIT?™

Find the familiar phrase, saying or name in this arrangement of letters.

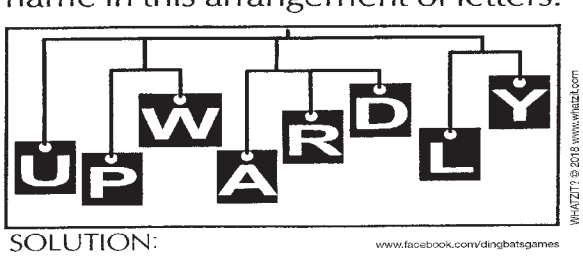

SOLUTION: Upwardly mobile

WHATZIT? © 2018 www.whatzit.com

www.facebook.com/dingbatsgames

Challenger

DIRECTIONS:
Fill each square with a number, one through nine.
- Horizontal squares should add to the totals on right.
- Vertical squares should add to the totals on bottom.
- Diagonal squares through center should add to total in upper and lower right.

THERE MAY BE MORE THAN ONE SOLUTION.

9-21

9				24
			5	36
	5			23
		5		23
27	27	27	27	30

Today's Challenge Time 8 Minutes 42 Seconds
Your Working Time Minutes Seconds

© 2018 by King Features Syndicate, Inc. World rights reserved.

Yesterday's Challenger Answers

solution 9-20

1	1	3	2	7
2	2	3	1	8
2	1	3	1	7
1	2	1	6	10
6	6	10	10	12

MARMADUKE By Brad Anderson



"He's right. Other animals are allowed on the grass..."

Cryptoquip

© 2011 by King Features Syndicate

9-21

JOLFSYM GYFTSQLJ WLJSBQLW ANE ULYESQB WNZQ UTL UNO UNZLEJ NA FYUTLWEYMJ: JULLOML ELGNHLEJ.

Yesterday's Cryptoquip: WHEN SCHOOLTEACHERS WOULD GRADE TESTS OF HUCK FINN'S CREATOR, YOU MIGHT SAY THEY'D MARK TWAIN.

Today's Cryptoquip Clue: W equals D

WORD SLEUTH • PEOPLE WHO WEAR GLOVES

H E S Q N L J G S R E I K S E
G C I Z X T V T R R B P N L J
H O E L C T S I T N E D A Y W
V T L R A R P I O N A K L K I
G E C F E O B E N W U Z A X W
U S R X E P G S R E T T A B O
I M O T O R C Y C L I S T L J
I B G N U R S E E D C G D B A
Y X W S S R E D L E I F Y U T
S Q P S R E N E D R A G O H N
L K J R E V I R D G N I C A R

Thursday's unlisted clue: PHIL

Find the listed words in the diagram. They run in all directions - forward, backward, up, down and diagonally.
Friday's unlisted clue hint: ONE WHO CARES FOR THE SICK

Bakers, Batters, Beautician, Boxers, Dentist, Fielders, Gardeners, Goalie, Golfers, Hygienist, Motorcyclist, Racing driver, Skiers, Surgeon, Welder

©2018 King Features, Inc.

9/21

HOROSCOPE

ARIES (March 21-April 19). People are so complex that they often don't even know their own reasons for taking a certain action. Introspection only captures but the tiny fraction of a thought process. So go easy on yourself. You had your reasons.

TAURUS (April 20-May 20). If you haven't decided what goals to set for yourself, don't rush. Your sincere desire to be useful and helpful will propel you forward better than any other ambition would.

GEMINI (May 21-June 21). You'll be reassessing what matters to you. It's almost as if your priorities come up for review when the sun is about to change signs, and today you'll be reassessing what matters to you in order to better plan your future.

CANCER (June 22-July 22). Staying healthy is about prevention, eating right, sleeping long and being happy. Later you'll be glad you put today's energy toward creating better habits around self-care.

LEO (July 23-Aug. 22). The zoom function of your mind is touchy, and you'll have to check yourself to keep from getting too analytical. Every action counts for something, but no actions count for everything. Hopefully, that takes some of the pressure off.

VIRGO (Aug. 23-Sept. 22). A surge of inner determination will be your lovely parting gift as the sun prepares to leave your part of the sky. You'll push forward, no hesitation, and face life head-on.

LIBRA (Sept. 23-Oct. 23). The best way to handle compliments is to turn them around, flattering the kindness and observation of the giver. The cosmic attention coming your way will activate your social grace.

SCORPIO (Oct. 24-Nov. 21). You'll make the first call, and you'll also be the one to repeat call when the other person isn't calling you back. That doesn't make you less powerful; it makes you more in control of the relationship's destiny.

SAGITTARIUS (Nov. 22-Dec. 21). People from the past will figure in and you'll find out what they're up to. You'll also note what's changed — your entire self-concept, for starters. Because you see yourself in a new light, the world does, too.

CAPRICORN (Dec. 22-Jan. 19). Gather more information to satisfy your curiosity or to help yourself understand a situation better, but don't worry about passing judgment. This one is not for you to decide.

AQUARIUS (Jan. 20-Feb. 18). Unfortunately, just because it's called a game doesn't automatically make it fun. But the players can make up the difference today, so invite your favorite people to join you in this "game."

PISCES (Feb. 19-March 20). You have a talent for relating to those whose education and culture is different from your own and this will come in handy today as your life is enhanced by connecting with those from other walks of life.

TODAY'S BIRTHDAY (Sept. 21). You'll perform tremendous feats in May. Your devotion brings someone up. A team will help you achieve a personal goal in July. It's the extra action steps you take in August that will net you new fans and customers. Taurus and Pisces adore you. Your lucky numbers are: 4, 44, 37, 9, and 50.

BORN LOSER By Art and Chip Sansom



BLONDIE By Dean Young and John Marshall



MUTTS By Patrick McDonnell

BABY BLUES By Rick Kirkman and Jerry Scott



DOONSBURY By Garry Trudeau



TODAY'S CROSSWORD PUZZLE

ACROSS
1 Aries symbol
4 Gets in a lather
9 Liability
13 Blvd.
14 Young screecher
15 Haggard of country
16 Fifth of five (2 wds.)
18 Rah-rah
19 Request urgently
20 Clinch (2 wds.)
22 More robust
25 Swiss artist
26 Roomy vehicle
28 Loan shark
32 Yodeler's perch
35 Concrete reinforcer
37 Like melons
38 Luigi's farewell
40 He played Phileas Fogg
42 Camel's-eye view?
43 Vacation jaunts
45 Broad valleys
47 Stockholm carrier
48 Choose
50 Green fruit
52 Meander
54 Arises (2 wds.)
58 Reception area
62 PC screen images
63 Turnpike
64 Creepy crawler
67 Tips to the side
68 Hysterical predator?
69 — vous plait
70 Onetime Queens ballpark
71 To date (2 wds.)
72 PIN prompter

DOWN
1 Mr. Kramden
2 Theresa's city
3 Unit of length
4 Veteran
5 Use a charge card
6 Mi. above sea level
7 Serf
8 Vegan's taboo
9 Made numb
10 Thus
11 Spouted, as a whale
12 Graceful seabird
15 Free-for-alls
17 Kids
21 Not in the pink
23 Idyllic place
24 Beyond zealous
27 Seagoing
29 — ex machina
30 Ferber or Best
31 Blended whiskeys
32 Performs
33 Old Italian money
34 Beach toy
36 Curio
39 Light musical
41 Jules Verne captain
44 Makes a point
46 Graduate course
49 Cosmic force
51 Faction
53 Candle lovers
55 The March King
56 In the dark
57 Choir selection
58 What rainbows are
59 Wordy Webster
60 Ditty
61 "Hold the —!"
65 Ump's cousin
66 Compilation

PREVIOUS PUZZLE SOLVED

■	V	I	A	■	R	A	P	T	■	M	A	A	M	■
C	O	S	H	■	E	T	R	E	■	A	S	N	E	R
O	L	L	A	■	P	A	I	R	■	R	I	G	I	D
E	V	E	■	P	A	L	M	R	E	A	D	E	R	S
N	O	S	T	R	I	L	■	■	D	U	E	L	■	■
■	■	■	H	E	R	■	O	V	I	D	■	F	L	A
L	O	P	E	S	■	G	R	A	F	■	C	O	A	X
E	A	R	S	■	D	I	A	R	Y	■	H	O	N	E
S	H	O	E	■	A	B	L	Y	■	A	I	D	E	D
S	U	M	■	O	R	E	S	■	I	N	C	■	■	■
■	■	E	G	G	Y	■	■	S	T	O	O	G	E	S
V	A	N	I	L	L	A	B	E	A	N	■	Y	M	A
C	R	A	V	E	■	R	E	A	L	■	B	R	I	G
R	I	D	E	R	■	A	S	T	I	■	L	O	L	A
■	D	E	N	S	■	B	O	S	C	■	T	S	E	■

9-21-18 © 2018 UFS, Dist. by Andrews McMeel for UFS

Friday, September 21, 2018

GOREN BRIDGE

WITH BOB JONES
©2018 Tribune Content Agency, LLC

THE CURSE OF SCOTLAND

Neither vulnerable, South deals

NORTH
♠ K 7 3
♡ J 10 6 5 2
◇ A
♣ 10 9 7 5

WEST
♠ 5
♡ K Q 7 4 3
◇ 9 5
♣ A K 8 4 2

EAST
♠ Q 9 6 4 2
♡ Void
◇ Q 10 8 7 4 3
♣ Q 6

SOUTH
♠ A J 10 8
♡ A 9 8
◇ K J 6 2
♣ J 3

The bidding:

SOUTH	WEST	NORTH	EAST
1NT	2♡*	3NT	All pass

*Hearts and a minor

Opening lead: Ace of ♣

The nine of diamonds has been known as The Curse of Scotland for some 300 years. The reason why is lost to time, but West is studying the issue right now. North-South both overbid, but all would be well if South could make it.

West shifted to the nine of diamonds at trick two to knock the entry out of dummy. South led a spade to his jack at trick three and then the jack of clubs to East's queen, and East exited with a spade to South's 10. Declarer crossed to dummy with the king of spades and led the ten of clubs to West's king. West led a club to dummy's nine to set up his eight. Declarer discarded hearts on the last two clubs. This was the position:

NORTH
♠ Void
♡ J 10 6 5 2
◇ Void
♣ Void

WEST
♠ Void
♡ K Q 7
◇ 5
♣ 8

EAST
♠ Q 9
♡ Void
◇ Q 10 8
♣ Void

SOUTH
♠ A
♡ A
◇ K J 6
♣ Void

South cashed his ace of hearts and East had to discard a spade to prevent South from setting up a long diamond. Declarer now cashed the ace of spades and exited with a low diamond. East won but had to lead another diamond. South put in his jack for a remarkable nine tricks! Had West held onto his nine of diamonds, he would have prevented this endplay. Yes, the defense wasn't perfect, but it gave us a good story to tell.

JANRIC CLASSIC SUDOKU

Fill in the blank cells using numbers 1 to 9. Each number can appear only once in each row, column and 3x3 block. Use logic and process elimination to solve the puzzle. The difficulty level ranges from Bronze (easiest) to Silver to Gold (hardest).

6		2				4		5
		8			3	2		
1	4		2					3
	5			7			9	
			1		2			
	7			8			4	
4					9		2	7
		3	7			6		
7		9				5		4

Rating: SILVER

© 2018 Janric Enterprises Dist. by creators.com

9/21/18

Solution to 9/20/18

4	3	9	6	2	7	5	1	8
6	2	1	5	3	8	7	4	9
7	5	8	9	1	4	6	2	3
2	9	5	3	8	6	1	7	4
1	6	4	7	9	5	3	8	2
8	7	3	1	4	2	9	6	5
5	1	2	4	6	9	8	3	7
9	8	6	2	7	3	4	5	1
3	4	7	8	5	1	2	9	6

WORDY GURDY®

BY TRICKY RICKY KANE

Every answer is a rhyming pair of words (like FAT CAT and DOUBLE TROUBLE), and they will fit in the letter squares. The number after the definition tells you how many syllables in each word.

1. Plumber's truck oil reservoir (1)
2. Mother horse twosome (1)
3. Senate staffer had influence on (1)
4. Ball team's hedge bushes (1)
5. Fez-topped temple-goers' cruise ships (2)
6. Pretending to be busting in two (2)
7. House constructor's old Dutch money (2)

ANSWERS
1. VAN PAN 2. MARE PAIR 3. AIDE SWAYED 4. CLUBS SHRUBS
5. SHRINERS LINERS 6. FAKING BREAKING 7. BUILDERS GUILDERS

9-21-18

© 2018 UFS, Dist. by Andrews McMeel for UFS

1	2	3	■	4	5	6	7	8	■	9	10	11	12	
13			■	14					■	15				
16			17						■	18				
19					■	■	20		21					
22					23	24	■	25				■	■	■
■	■	■	26				27	■	28			29	30	31
32	33	34	■	35				36	■	37				
38			39	■	40				41	■	42			
43				44	■	45				46	■	47		
48					49	■	50				51	■	■	■
■	■	■	52			53	■	54				55	56	57
58	59	60					61	■	■	62				
63					■	64		65	66					
67					■	68					■	69		
70				■	■	71					■	72		

Want more puzzles?
Check out the "Just Right Crossword Puzzles" books at QuillDriverBooks.com

FOR BETTER OR FOR WORSE By Lynn Johnston



MALLARD FILLMORE By Bruce Tinsley



HI AND LOIS By Brian and Greg Walker

BEETLE BAILEY By Mort Walker

HAGAR THE HORRIBLE By Chris Browne



THE WIZARD OF ID By Brant Parker and Johnny Hart

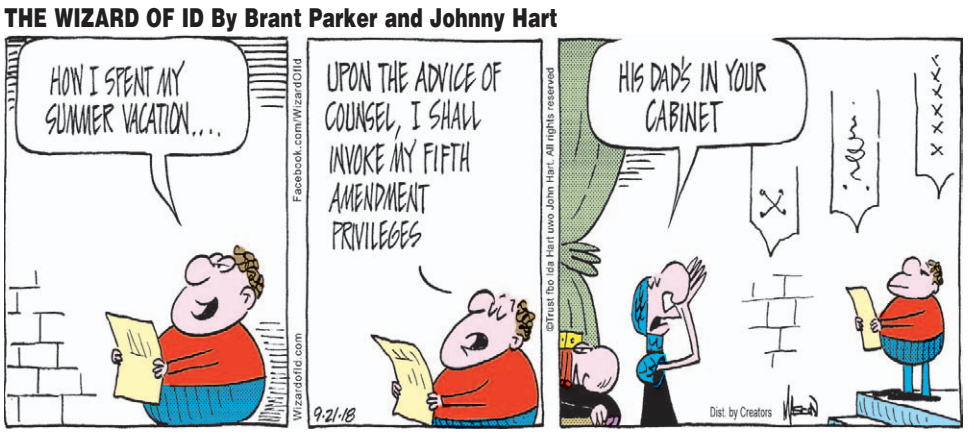

MOTHER GOOSE AND GRIMM By Mike Peters



PICKLES By Brian Crane



B.C. By Mastroianni & Hart



PEANUTS By Charles Schulz



CRANKSHAFT By Tom Batiuk & Chuck Ayers



SHOE By Gary Brookins & Susie MacNelly



REX MORGAN By Terry Beatty

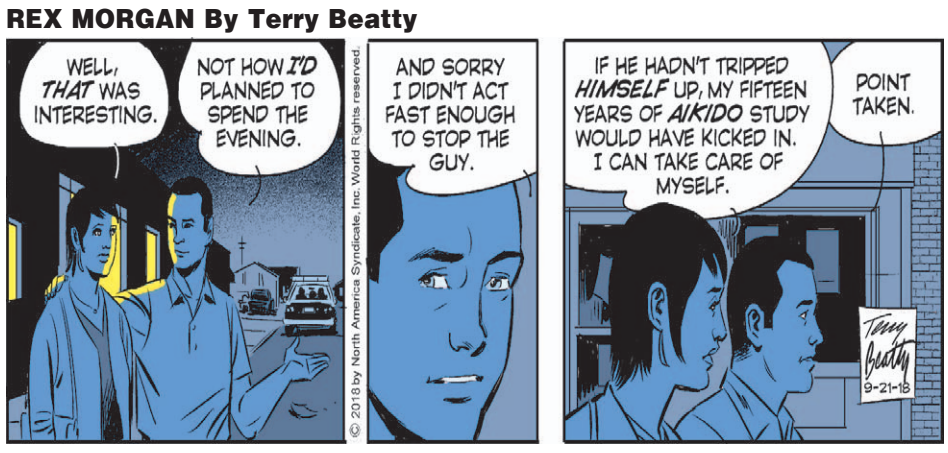

ZITS By Jerry Scott & Jim Borgman



GARFIELD By Jim Davis



NON SEQUITUR By Wiley



MARY WORTH By Karen Moy and June Brigman



DILBERT By Scott Adams



Trump's immigrant roundups increasingly net noncriminals

By MATT SEDENSKY
AP National Writer

AP PHOTO

Ruben Moyoroqui, right, talks with his son, Rafael, in his auto repair shop in Tucson, Arizona, Sept. 4. Moyoroqui, who came to the U.S. from Mexico in 2001 but overstayed his visa, has four American-born children. When he was pulled over last year, he wasn't cited with any driving infraction but when the office became aware Moroyoqui was in the U.S. illegally, immigration authorities were alerted and he was taken into custody.

NEW YORK — A daughter who never returned home, a son gunned down point-blank, a mom who was brutally attacked — all deaths at the hands of immigrants in the country illegally, all gripping stories the White House has been eager to share.

But for all the talk of murderers, rapists and other "bad hombres," those netted in President Donald Trump's crackdown on immigration are typically accused of lesser offenses, and Immigration and Customs Enforcement agents are increasingly apprehending those with no criminal records at all.

"Unshackling ICE has really allowed it to go after more individuals," said Sarah Pierce, a policy analyst with the nonpartisan Migration Policy Institute who calls the apprehension of noncriminal immigrants, in particular, "a defining characteristic of this administration's approach to immigration."

The case of Mollie Tibbetts — a 20-year-old Iowa college student authorities say was killed by a man living in the U.S. illegally — is among the latest used by Trump to advance his argument for stricter immigration controls. Yet the government's own statistics show such cases are far more likely to be the exception than the rule.

ICE arrests of noncriminals increased 66 percent in the first nine months of the 2018 fiscal year over the same period a year earlier. Arrests of convicts, meantime, rose nearly 2 percent. More noncriminals have also been deported. Among those expelled from the U.S. interior in fiscal 2017, there was a 174 percent increase from the previous year of those with no criminal convictions. Deportations of those with convictions rose nearly 13 percent over the same period.

The result is immigration courts are filling with defendants like Ruben Moroyoqui, a 45-year-old mechanic in Tucson, Arizona, whose only run-in with police came last year, his attorney said, when he was pulled over while picking up auto parts.

First, the officer asked for his license. His second question, Moroyoqui said, was "Are you here legally?" He wasn't cited for any driving violation; he was simply handed over to ICE, which began proceedings to deport him to Mexico. An appeal is pending.

Moroyoqui entered the country with authorization 16 years ago but then overstayed his visa, not wanting to return home because of the lack of opportunity there. He has four U.S. citizen children and said he has always paid his taxes. "I feel great respect and love for this country," he said.

MARIA
FROM PAGE 1

dozens of local officials and residents gathered there. "I am the son of palm trees, of fields and rivers."

In the capital, San Juan, among those still living under a blue tarp during the peak of hurricane season was Sixta Gladys Pena, a 72-year-old community leader.

"You worry, because you think it's going to fly off like it did before," she said. "We've lost an entire year and nothing has been resolved. You feel powerless."

On Thursday, Ben Carson, secretary of the U.S. Department of Housing and Urban Development, announced in San Juan that $1.5 billion was being released to Puerto Rico as part of the overall $20 billion pledged for rebuilding, the largest in the agency's history.

Officials said the priority is to help people still living under tarps, as well as those in low- and middle-income housing. The money will be used to repair and rebuild homes, relocate people and help them obtain property titles if needed.

SHOOTING
FROM PAGE 1

The person was "shooting like crazy," Zambrano said, speaking in Spanish.

He said the gunfire seemed to go on several minutes, and when it was over he sprinted outdoors. On the way out, he said he saw a female co-worker down on the floor. The scene, he said, was one of chaos.

"Everyone was screaming, running this way and that. I didn't know which way to run," he said.

The sheriff said three victims were fatally shot and three more were wounded but expected to survive. They were not immediately identified. Moseley died at a hospital from a self-inflicted gunshot wound, Gahler said.

Area hospitals reported receiving five patients from the incident.

Susan Henderson, spokeswoman for the drugstore chain Rite Aid, described the building where the shooting took place as a support facility adjacent to a larger building. The company said in a statement that the facility had been closed temporarily and grief counselors will be made available to workers.

The company didn't immediately respond to an inquiry about Moseley's employment history.

Mike Carre, an employee of a furniture logistics operation next to the distribution center, said he helped tend to a wounded man who came hobbling in, bleeding from his leg. He called 911 from a bathroom before helping colleagues wrap the man's blood-soaked jeans above his injury to cut off blood flow.

Carre said the man told him the shooter "just came in in a bad mood this morning. He said she's usually nice. But today, I guess it wasn't her day. She just came in to pick a fight with someone."

"She pulled out a gun and she just started shooting at her co-workers."

Harford County Executive Barry Glassman said that, unfortunately, incidents like this are "becoming a too-often occurrence not only in Harford County but in the country."

HACKERS
FROM PAGE 1

inboxes ahead of the 2016 elections, and personal accounts have proven to be the easiest targets.

Wyden noted that the Office of the Sergeant at Arms, which oversees Senate security, had informed legislators and staffers that it has no authority to help secure personal, rather than official, accounts.

"This must change," Wyden wrote in the letter. "The November election grows ever closer, Russia continues its attacks on our democracy, and the Senate simply does not have the luxury of further delays."

A spokeswoman for the security office said it would have no comment.

Wyden has proposed legislation that would allow the security office to offer digital protection for personal accounts and devices, the same way it does with official ones.

The Wyden letter cites previous Associated Press reporting on the Russian hacking group known as Fancy Bear and how it targeted the personal accounts of congressional aides between 2015 and 2016. The group's prolific cyberspying targeted the Gmail accounts of current and former Senate staffers, including Robert Zarate, now national security adviser to Florida Sen. Marco Rubio, and Jason Thielman, chief of staff to Montana Sen. Steve Daines, the AP found.

The same group also spent the second half of 2017 laying digital traps intended to look like portals where Senate officials enter their work email credentials, the Tokyo-based cybersecurity firm TrendMicro has reported.

Microsoft seized some of those traps, and in September 2017 apparently thwarted an attempt to steal login credentials of a policy aide to Missouri Sen. Claire McCaskill, the Daily Beast discovered in July. Last month, Microsoft made news again when it seized several internet domains linked to Fancy Bear, including two apparently aimed at conservative think tanks in Washington.

Such incidents "only scratch the surface" of advanced cyberthreats faced by U.S. officials in the administration and Congress, according to Thomas Rid, a cybersecurity expert at Johns Hopkins University.

BUGS
FROM PAGE 1

of bugs captured in traps in 63 nature preserves in Germany compared with 27 years earlier. It was one of the few, if only, broad studies. Scientists say similar comparisons can't be done elsewhere because similar bug counts weren't done decades ago.

"We don't know how much we're losing if we don't know how much we have," said University of Hawaii entomologist Helen Spafford.

The lack of older data makes it "unclear to what degree we're experiencing an arthropocalypse," said University of Illinois entomologist May Berenbaum. Individual studies aren't convincing in themselves, "but the sheer accumulated weight of evidence seems to be shifting" to show a problem, she said.

After the German study, countries started asking if they have similar problems, said ecologist Toke Thomas Hoye of Aarhus University in Denmark. He studied flies in a few spots in remote Greenland and noticed an 80 percent drop in numbers since 1996.

"It's clearly not a German thing," said University of Connecticut entomologist David Wagner, who has chronicled declines in moth populations in the northeastern United States. "We just need to find out how widespread the phenomenon is."

The suspects

Most scientists say lots of factors, not just one, caused the apparent decline in flying insects.

Suspects include habitat loss, insecticide use, the killing of native weeds, single-crop agriculture, invasive species, light pollution, highway traffic and climate change.

"It's death by a thousand cuts, and that's really bad news," Wagner said.

To Tallamy, two causes stand out: Humans' war on weeds and vast farmland planted with the same few crops.

Weeds and native plants are what bugs eat and where they live, Tallamy said. Milkweeds, crucial to the beautiful monarch butterfly, are dwindling fast. Manicured lawns in the United States are so prevalent that, added together, they are as big as New England, he said.

Those landscapes are "essentially dead zones," he said.

Light pollution is another big problem for species such as moths and fireflies, bug experts said. Insects are attracted to brightness, where they become easy prey and expend energy they should be using to get food, Tallamy said.

Jesse Barber of Boise State is in the middle of a study of fireflies and other insects at Grand Teton National Park. He said he notices a distinct connection between light pollution and dwindling populations.

"We're hitting insects during the day, we're hitting them at night," Tallamy said. "We're hitting them just about everywhere."

Lawns, light pollution and bug-massacring highway traffic are associated where people congregate. But Danish scientist Hoye found a noticeable drop in muscid flies in Greenland 300 miles from civilization. His studies linked declines to warmer temperatures.

Other scientists say human-caused climate change may play a role, albeit small.

ALMANAC

Today is **Friday, Sept. 21**, the 264th day of 2018. There are 101 days left in the year.

Today in history

On **Sept. 21, 1981**, the Senate unanimously confirmed the nomination of Sandra Day O'Connor to become the first female justice on the Supreme Court.

On this date

In **1792**, the French National Convention voted to abolish the monarchy.

In **1938**, a hurricane struck parts of New York and New England, causing widespread damage and claiming some 700 lives.

In **1970**, "NFL Monday Night Football" made its debut on ABC-TV as the Cleveland Browns defeated the visiting New York Jets, 31-21.

In **1977**, after weeks of controversy over past business and banking practices, President Jimmy Carter's embattled budget director, Bert Lance, resigned.

In **1983**, in a speech to the Chamber of Commerce of the United States, Interior Secretary James G. Watt jokingly described a special advisory panel as consisting of "a black ... a woman, two Jews and a cripple." Although Watt later apologized, he ended up resigning.

In **1985**, In North Korea and South Korea, family members who had been separated for decades were allowed to visit each other as both countries opened their borders in an unprecedented family-reunion program.

In **1987**, NFL players called a strike, mainly over the issue of free agency. (The 24-day walkout prompted football owners to hire replacement players.)

In **1989**, Hurricane Hugo crashed into Charleston, South Carolina (the storm was blamed for 56 deaths in the Caribbean and 29 in the United States).

In **1996**, John F. Kennedy Jr. married Carolyn Bessette in a secret ceremony on Cumberland Island, Georgia.

In **2001**, Congress again opened the federal coffers to those harmed by terrorism, providing $15 billion to the airline industry, which was suffering mounting economic losses since the Sept. 11 attacks.

Today's birthdays

Author-comedian Fannie Flagg is 77. Producer Jerry Bruckheimer is 75. Musician Don Felder is 71. Author Stephen King is 71. Basketball Hall of Famer Artis Gilmore is 69. Actor-comedian Bill Murray is 68. Movie producer-writer Ethan Coen is 61. Actor-comedian Dave Coulier is 59. Actor David James Elliott is 58. Actress Serena Scott-Thomas is 57. Actress Nancy Travis is 57. Actor Rob Morrow is 56. Retired MLB All-Star Cecil Fielder is 55. Rock musician Tyler Stewart (Barenaked Ladies) is 51. Actor Rob Benedict is 48. Actor James Lesure is 47. Actor Alfonso Ribeiro is 47. Actor Luke Wilson is 47. Actor Paulo Costanzo is 40. Actor Bradford Anderson is 39. Actress Autumn Reeser is 38. Actress Maggie Grace is 35.

Bible verse

"This is the bread which cometh down from heaven, that a man may eat thereof, and not die." — **John 6:50**.

The deep hunger of the heart is always reaching out until it has reached Jesus. "In Him is life." Today, I want to touch Jesus for you and with you. Father, whatever the habit, the hurt, the need, meet it and bring instant release in Jesus' dear name. Amen.

EXPERIENCE THE "BEST" FLORIDA PLUMBING SERVICES AROUND!
24/7 EMERGENCY SERVICE
NO OVERTIME CHARGES
Emergency Plumbing
Faucet Repair, Install
Drain Cleaning
Water Heaters
Polybutylene Pipes Repiping
Water Filtration Systems
Sewer Inspection
Jetting, Repair, Rebuilding
And More!
ACCREDITED BUSINESS A+
adno=3609076-1
FAST, RELIABLE SERVICE
$99 off Drain Service Call OR Water Heater Install
*RESTRICTIONS APPLY
Call The Experts Today!
941-777-4589
Best Home Services team of experts are trained & certified, licensed and insured
$19 SERVICE CALLS NO GIMMICKS!
#EC13005154 #CAC1816868 #CFC1429496
BEST HOME SERVICES
Family Owned Since 1980
AIR CONDITIONING • ELECTRICAL
PLUMBING • DRAINS
PUNTA GORDA PORT CHARLOTTE NORTH PORT ENGLEWOOD VENICE SARASOTA BRADENTON NAPLES FT. MYERS BONITA SPRINGS

SPORTS

Friday, September 21, 2018 www.yoursun.com | www.facebook.com/SunPreps | @Sun_Preps

We're not in Kansas anymore

Katie Sowers doesn't let her gender become an issue as an assistant NFL coach.

— See page 6

■ COLLEGE FOOTBALL: Florida at Tennessee

New coaches try to re-ignite Gators-Vols rivalry

By JOEY KNIGHT
Tampa Bay Times

KNOXVILLE, Tenn. — If any venue screams for a '90s retro night, it's Neyland Stadium.

The University of Tennessee will deliver Saturday when it recognizes its 1998 national titlists, whose improbable season was getting wound up just as Seinfeld was winding down.

The quarterback, Tee Martin, is now USC's offensive coordinator and likely won't make it. But Coach Phillip Fulmer will be there, which stands to reason since he's now the athletic director. So will receiver Peerless Price, linebacker Al Wilson, yada, yada, yada.

Then the uranked Vols and unranked Gators will square off in an ESPN game that once was cemented into CBS' 3:30 or 8 p.m. window.

And any vestiges of that bygone era, in which the fate of both teams annually rested on the outcome of this clash, will concede to current reality.

The stakes and implications aren't exactly what they were in the era of Soundgarden and Spurrier, or even Tebow and T-Pain.

"You're prime time, ESPN game, so there's a lot of people out there who still think it's a big game," Gators first-year coach Dan Mullen said. "I think the feel within the program, both programs, is obviously you want to get back to where this is big (and) has something to do with who wins the East."

Such is the unspoken directive for Mullen and first-year counterpart Jeremy Pruitt. For both, a sparkling future calls for a resurrection of the past. Wanna endear yourself to the donors? Make this game must-see TV again.

In the first decade of divisional play in the SEC (1992-2001), either Tennessee or Florida won the East. Only twice during that span ('92 and '97) did the winner of the Vols-Gators game fail to win the division.

Moreover, both were ranked in the top 10 for eight out of their 10 contests during the '90s, and neither ever entered their showdown ranked lower than No. 15.

The rivalry's intensity didn't end with grunge music. In seven of the first 10 years of the next millennium, UF or Tennessee won the East.

"Both programs were probably at their best or were at the top, I'd say, of college football at the time," said Pruitt, who closely followed the rivalry's heyday first as a player (at Middle Tennessee and Alabama) and prep coach (in Alabama) in the '90s.

"I can remember growing up and watching the games, it was really kind of the first marquee SEC game of the year. It kind of (determined) who was gonna win the East. If you lost that game you'd almost be out of the running. It was a great rivalry."

To be sure, it still is. There's a reason the

RIVALRY | 8

■ PREP VOLLEYBALL: Riverdale 3, North Port 1

SUN PHOTO BY TOM O'NEILL

North Port's Brook Kelly (11), left, and Abby Hutchinson (8) defend Riverdale's Heather Demarest (5) Thursday, September 20, 2018 at North Port High School.

Bobcats take first set, lose to Raiders in four

By JOHN VITTAS
Sun Correspondent

NORTH PORT — Two different North Port volleyball teams showed up Thursday, and the first one was a whole lot better than the second.

The Bobcats' (5-6) team that started the match against Riverdale (7-2) played consistent and crisp volleyball, passing efficiently and swinging confidently. They defended well and cleaned up any mistakes, taking the first set from a high-powered Raiders team 25-18.

"In the first set, we actually wanted it," North Port head coach Chassity Taylor said. "They came in with the mindset that they've been working hard on communication and working as a team. And they did that."

With the second set tied 9-9, a different North Port team arrived. This one wasn't so good.

"In the second set, you could tell they got comfortable and they got cocky and they didn't think that Riverdale was going to continue to want it," Taylor said. "The girls thought that they had it and they rolled over."

The Bobcats struggled to produce threatening attacks after that, failing to defend the plethora of powerful Riverdale hitters.

In the pivotal moments of the second set, junior outside hitter Hailey Ogden took over for the Raiders. Ogden slammed back-to-back kills to give Riverdale the lead, finishing the set with five kills while producing 11 in the match.

"She's got a lot of shots and she's very aggressive," Riverdale head coach Roni Hipp said. "She's played the game for a long time and has a good feel for the game."

The Raiders completed a stunning 15-2 run, exposing North Port's weaknesses while forcing several

BOBCATS | 3

■ COLLEGE FOOTBALL: FIU at Miami

FIU has plenty of Miami people on its side

By TIM REYNOLDS
AP Sports Writer

MIAMI — Among those who will attend the Miami-FIU game this weekend will be the coach who built the last Hurricanes team that won a national championship, the recruiting director for that team, the quarterback from that season and the person in charge of their strength and conditioning program at that time.

They'll all be in FIU colors.

There is much more than that brawl 12 years ago that links Miami and FIU, a pair of schools that are only eight miles apart. And there's no shortage of people in FIU's athletic department with deep Miami ties, which adds another layer of intrigue to Saturday's matchup between the 21st-ranked Hurricanes (2-1) and the Panthers (2-1).

"It's definitely a different deal," said Ken Dorsey, the national-title-winning quarterback for Miami in 2001 who was hired by FIU earlier this year as an assistant athletic director. "But I'm really excited about where I'm at and this is going to be a lot of fun. That's the fun part about football — these crazy things happen."

There are some obvious differences between the University of Miami and Florida International University — Miami is private, FIU is public; Miami is the established brand, FIU is building toward that; Miami admits about one-third of its applicants and keeps classes small, FIU has one of the largest enrollments in the U.S.

In sports, there isn't much to compare. Miami has five national titles. FIU has one bowl victory.

But the Panthers are trying to build,

MIAMI | 8



AP FILE PHOTO

In this Jan. 2, 2001, photo, Miami quarterback Ken Dorsey holds the Most Valuable Player trophy as head coach Butch Davis, right looks on, after the Hurricanes defeated Florida 37-20 in the Sugar Bowl.

Local Prep Briefs

Girls Golf

Port Charlotte defeated Charlotte in girls golf Wednesday afternoon at the Links of Charlotte Harbor, 219-220.

Charlotte's Becky Davis and Madison Wiley were co-medalists, with both carding a 43. It was a personal best for Wiley.

Scoring: Becky Davis, Charlotte, 43; Madison Wiley, Charlotte, 43; Sarah Tirb, Port Charlotte, 48; Emma Jurisko, Port Charlotte, 50; Shealyn Taylor, Port Charlotte, 51; Delaney Bennett, 65, Charlotte; Adrienna Escarziga, Charlotte, 69; Abigail Barkley, Port Charlotte, 70; Grace Eaton, Charlotte, 73; Jennifer Peters, Port Charlotte, 76; Rachel Walker, Charlotte, 81.

Boys Golf

The DeSoto, Hardee and Lemon Bay boys golf teams played Thursday at The Bluffs, with Hardee, 175, holding off Lemon Bay 176, and DeSoto 179, respectively by one and four strokes. Lemon Bay Manta Ray Eddie Lainhart was the individual medalist, carding a 35.

Scoring, Eddie Lainhart, Lemon Bay, 35; Dylan Crawford, Hardee, 37; Will Redding, Hardee, 37; Kyle Tanner, 42, DeSoto; Hunter DeGore, Lemon Bay, 45; Cody Burton, DeSoto, 45; Braden Steele, 46, DeSoto; Mason Jeter, 46, DeSoto; Jacob Storm, Lemon Bay, 48; Reece Barber, Lemon Bay, 48; Tyson Davids, Lemon Bay, 49; Brent Walker, Lemon Bay, 49; Cason Gough, Hardee; 50; Jace Bryan, Hardee, 51; Austin Neads, DeSoto, 52; Owen Schraeder, 58, Hardee.

Alvaro Amaya recorded the low score for North Port, Thursday afternoon at Venetian Golf, carding a 45.

■ COLLEGE FOOTBALL: USF

USF's St. Felix breaking out early

By MATT BAKER
Tampa Bay Times

TAMPA — After admiring Randy Moss for years, it's not a coincidence that USF receiver Randall St. Felix's wears Moss' No. 84.

"I feel like he's the best receiver to ever touch a football," St. Felix said.

It's obviously too early and too unfair to compare St. Felix to his idol, but the redshirt freshman is making a big impact on the Bulls already.

His 143 receiving yards in the opener against Elon were the most ever by a USF player making his debut. He followed that with six catches for 120 yards in last week's comeback win over Illinois. His 286 yards lead the Bulls and rank fourth in the conference heading into Saturday's AAC opener against East Carolina.

St. Felix is only part of a top-20 passing attack; Tyre McCants had 104 yards against Georgia Tech, Darnell Salomon caught the game winner against the Illini, and Mitchell Wilcox has developed into one of the top pass-catching tight ends in the country.

"I feel like we're clicking more," St. Felix said. "We're starting to get in synch."

Two other USF thoughts:

Quarterback Blake Barnett has

USF | 8

INDEX | Lottery 2 | Pro baseball 2,4 | Preps 3 | Scoreboard 5 | NFL 6 | Colleges 7

Florida Lottery

www.flalottery.com

■ PICK 2

Sept. 20N 2-8
Sept. 20D 7-4
Sept. 19N 1-8
Sept. 19D 9-6
Sept. 18N 5-2
Sept. 18D 7-4
D-Day, N-Night

■ PICK 3

Sept. 20N 6-6-1
Sept. 20D 0-6-0
Sept. 19N 9-9-0
Sept. 19D 7-0-9
Sept. 18N 7-1-3
Sept. 18D 3-9-2
D-Day, N-Night

■ PICK 4

Sept. 20N 3-7-6-6
Sept. 20D 2-4-2-4
Sept. 19N 1-1-3-3
Sept. 19D 0-4-4-7
Sept. 18N 4-0-6-6
Sept. 18D 0-9-5-6
D-Day, N-Night

■ PICK 5

Sept. 20N 6-3-7-0-2
Sept. 20D 6-6-3-2-7
Sept. 19N 0-1-2-8-7
Sept. 19D 2-6-9-4-5
Sept. 18N 3-7-0-5-4
Sept. 18D 4-1-9-5-3
D-Day, N-Night

■ FANTASY 5

Sept. 20 ..... Late
Sept. 19 5-17-18-23-25
Sept. 18 3-6-18-23-27

PAYOFF FOR SEPT. 19

3 5-digit winners $64,273.23
304 4-digit winners $102
9,174 3-digit winners $9

■ CASH FOR LIFE

Sept. 20 26-32-47-49-51
Cash Ball 2

• • •

Sept. 17 12-13-26-43-54
Cash Ball 3

PAYOFF FOR SEPT. 20

x 5-5 CB $1,000/Day
x 5-5 ..... $1,000/Week
x 4-5 CB $2,500
x 4-5 ..... $500

■ LUCKY MONEY

Sept. 18 18-19-27-40
Lucky Ball 16

• • •

Sept. 14 3-17-22-29
Lucky Ball 16

PAYOFF FOR SEPT. 18

0 4-of-4 LB ..... $2 million
2 4-of-4 ..... $7,526.50
48 3-of-4 LB $685.50
724 3-of-4 ..... $134.50

■ LOTTO

Sept. 19 5-14-17-21-23-53
Sept. 15 4-5-35-40-46-53
Sept. 12 4-16-31-33-46-50

PAYOFF FOR SEPT. 19

1 6-digit winners ..... $5 million
14 5-digit winners $5,085
982 4-digit winners $57

ESTIMATED JACKPOT

$2 million

■ POWERBALL

Sept. 19 4-39-48-50-51
Powerball 11

• • •

Sept. 15 2-18-19-24-34
Powerball 3

PAYOFF FOR SEPT. 19

0 5-5 + PB ..... $163 Million
0 5-5 ..... $1 Million
3 4-5 + PB $50,000
21 4-5 ..... $100

ESTIMATED JACKPOT

$178 million

■ MEGA MILLIONS

Sept. 18 31-32-43-63-68
Mega ball 17

• • •

Sept. 14 23-30-40-43-66
Mega ball 13

PAYOFF FOR SEPT. 18

0 5 of 5 + MB ..... $252 Million
0 5 of 5 ..... $1 Million
1 4 of 5 + MB $10,000
20 4 of 5 ..... $500

ESTIMATED JACKPOT

$275 million

SPORTS ON TV

AUTO RACING

11:30 a.m.
NBCSN — NASCAR, Monster Energy Cup Series, Federated Auto Parts 400, practice, at Richmond, Va.

1:30 p.m.
NBCSN — NASCAR, Monster Energy Cup Series, Federated Auto Parts 400, final practice, at Richmond, Va.

2:30 p.m.
NBCSN — NASCAR, K&N Pro Series West, at Las Vegas

4:30 p.m.
NBCSN — NASCAR, Xfinity Series, Go Bowling 250, qualifying, at Richmond, Va.

6 p.m.
NBCSN — NASCAR, Monster Energy Cup Series, Federated Auto Parts 400, qualifying, at Richmond, Va.

7:30 p.m.
NBCSN — NASCAR, Xfinity Series, Go Bowling 250, at Richmond, Va.

BOXING

9:45 p.m.
SHO — Jon Fernandez vs. O'Shaquie Foster, super featherweights; Irvin Gonzalez Jr. vs. Carlos Ramos, featherweights; Wesley Ferrer vs. Steven Ortiz, lightweights; James Wilkins vs. Misael Lopez, junior lightweights, at Shawnee, Okla.

COLLEGE FOOTBALL

7 p.m.
ESPN — FAU at UCF
ESPNU — Harvard at Brown

9 p.m.
FS1 — Penn St. at Illinois

10:30 p.m.
ESPN — Washington St. at Southern Cal

DRAG RACING

7 p.m.
FS1 — NHRA, AAA Insurance Midwest Nationals, qualifying, at Madison, Ill.

EQUESTRIAN

11:30 p.m.
NBCSN — FEI World Equestrian Games, Jumping Team Medals, at Mill Spring, N.C. (same-day tape)

GOLF

6:30 a.m.
GOLF — European PGA Tour, Portugal Masters, second round, at Vilamoura, Portugal

10 a.m.
GOLF — Web.com Tour, Tour Championship, second round, at Atlantic Beach, Fla.

1 p.m.
GOLF — PGA Tour, Tour Championship, second round, at Atlanta

6 p.m.
GOLF — Champions Tour, Sanford International, first round, at Sioux Falls, S.D.

MLB BASEBALL

4 p.m.
MLB — Chicago Cubs at Chicago White Sox

7 p.m.
ESPN2 — Boston at Cleveland

7:30 p.m.
MLB — Regional coverage, Philadelphia at Atlanta OR San Francisco at St. Louis (8 p.m.)

SOCCER

2:20 p.m.
FS2 — Bundesliga, Stuttgart vs. Fortuna Dusseldorf

CONTACT US

Benjamin Baugh • Editor
bbaugh@sun-herald.com or
941-206-1175
Jacob Hoag • Staff writer
jhoag@sun-herald.com or
941-206-1122
Email: sports@sun-herald.com
Fax: 941-629-2085

■ **MLB:** Toronto 9. Tampa Bay 8

Justin Smoak lifts Blue Jays past Rays with walk-off shot

By IAN HARRISON
AP Sports Writer

AP PHOTO

Toronto Blue Jays' Justin Smoak watches his walk-off home run against the Tampa Bay Rays.

TORONTO — Justin Smoak homered with two outs in the ninth inning to give the Toronto Blue Jays a 9-8 victory over Tampa Bay on Thursday night, dealing a blow to the Rays' wild-card playoff hopes.

Smoak hit his 25th homer of the season and third career walk-off blast. Sergio Romo (3-4) blew his eighth save in 30 opportunities.

Right-hander David Paulino (1-0) pitched an inning for the victory as Toronto won for the fourth time in its past five.

Trailing 8-2 to begin the ninth, the Blue Jays roared back to snap Tampa Bay's five-game winning streak. Tellez hit an RBI double and Danny Jansen chased Jamie Schultz with a three-run homer. Romo came on and struck out Richard Urena, but pinch hitter Kendrys Morales singled and Lourdes Gurriel Jr. tied it with a two-run homer to left.

Smoak followed with a first pitch drive to right, Toronto's fourth homer of the game.

C.J. Cron had three RBI for the Rays, who dropped 6 1/2 games behind Oakland in the race for the second AL wild card. The Athletics routed the Los Angeles Angels 21-3 on Thursday.

Oakland has nine games remaining while the Rays have 10, including six more with Toronto. Tampa Bay is 9-4 against the Blue Jays this season.

Toronto's Rowdy Tellez opened the scoring when he connected off Rays right-hander Ryne Stanek in the second, his second. The Rays answered against right-hander Sam Gaviglio in the fourth, when Pham hit an RBI triple and Wendle followed with a double.

Adames hit for Brandon Lowe with one out and runners at first and second in the sixth. Right-hander Jake Petricka replaced lefty Jose Fernandez (0-1), but Adames put the Rays in front with a ground ball single up the middle. Kevin Kiermaier walked to load the bases but Tim Mayza came on and struck out pinch hitters Cron and Carlos Gomez.

Stanek made his 27th start as the Rays used an "opener" for the 50th time this season. Yonny Chirinos (5-5) replaced Stanek after the first three batters reached safely in the second and pitched 4 2/3 innings.

Trainer's room

Rays: Tampa Bay recalled OF Austin Meadows, LHP Hoby Milner, RHP Austin Pruitt and RHP Chih-Wei Hu from Triple-A Durham. The Rays have 35 players on the roster.

Up next

The Rays have not named a starter for Friday's game. RHP Sean Reid-Foley (2-3, 5.54) starts for the Blue Jays. The rookie has struck out 10 in two of his past three starts, including a Sept. 15 victory at Yankee Stadium.

SPORTS ON RADIO

The Lemon Bay vs. Cardinal Mooney, with game coverage on 1530 AM and 107.5 WENG.

Port Charlotte vs. Sarasota, with game coverage on NBC 1070 AM.

Advertisement Advertisement Advertisement

Couples Once Too Old and Tired Enjoying Strong Sexual Feelings with Natural Intimacy Pill

Powerful new sex aid goes where none has gone before – straight to the brain

SAN FRANCISCO — Here's a *'behind closed doors'* trivia question: Do you know the #1 complaint that prevents couples from enjoying a healthy, and fulfilling sex life?

If you guessed erectile dysfunction, you guessed right.

It is estimated that 30 million men, plus their spouses and/or partners are affected by this deflating condition.

Bliss-free Bedroom

Can you guess the next most common complaint that puts the brakes to bliss in the bedroom?

If you guessed loss of sexual desire, in both men and women, you are correct. These are not easy problems to fix.

For men, doctors may recommend oral drugs or painful, surgical implants.

For women, hormonal therapy may be recommended.



Couples of all ages are turning back the clock with an advanced oral formula that ignites passion and performance in both men and women

The First Pill for Men … *and* Women

Thanks to a stunning breakthrough in nutritional science, now there's a prescription-free discovery that not only gives men the vigorous, healthy, *natural* erection they've been seeking, but it also re-kindles and intensifies the flames of sexual desire in both men and women.

It's called Noxitril. It's not a drug, vitamin or mineral.

It is four, exceptionally powerful nutritional supplements squeezed into a single capsule.

Have Fun Again

Noxitril safely restores sexual enjoyment and performance by reinforcing the four pillars of sexual revitalization: boosting testosterone; elevating natural reserves of nitric oxide, or erection fuel; sparking sexual urges and libidinous desires; and energizing sexual energy and vitality.

Ask users if Noxitril works as well as prescription ED drugs, and many may say, "No, it works better!"

Noxitril formulators have fast-tracked results with the addition of an energizing ginseng blend and a proprietary mix of 13 peak-performance, firestarters including *muira puma, catauba, and tribulus.*

The Miracle of Rapid Tumescence

Noxitril gives men what they, and their lovers want most – *rapid tumescence*, or fast-developing erections.

While there are many prescription-sold drugs that boost testosterone in the body, Noxitril contains one of the only natural sources that can consistently elevate this important hormone required for satisfying intimacy.

Sexual Urges Return

Noxitril scientists have harnessed unique extracts from the tongkat ali tree in Malaysian rainforests.

Clinically tested, botanical firestarters electrify body and mind, restoring blood flow, creating sexual desire.

Biochemicals in this libido-boosting botanical have been shown in research to increase testosterone levels.

Natural Testosterone Rise

Noxitril locks-in instant-readiness by helping elevate and increase natural testosterone production.

Regardless of age or physical health, this natural boost in testosterone encourages a powerful sex drive, enhanced sexual function, more sexual energy, and a more pleasurable sexual experience for both sexes.

Confident Performance

For Noxitril user, David P., this prescription-free formula has been life-changing.*

"It helped get my confidence back to where it used to be," smiles David.

"Noxitril made me feel ready when the opportunity arises and helped me keep my love life exciting."

Locked… and Loaded

"I'd recommend this for guys who may have had any kind of trouble in the past and want to ensure they'll be ready every time," adds David.

"It's a definite confidence booster and decreases anxiety, too!"

But for men over the age of 50, increasing testosterone is, by itself, not enough to fully restore waning sexual powers.

Noxitril not only helps increase performance behind closed doors, it can also give men the potential to blow the door off its hinges!

The secret? Copious amounts of… *'erection fuel.'*

Noxitril Begins with 'NO'

For a man to enjoy a healthy, robust erection, he needs ample amounts of a substance called nitric oxide, or 'NO.'

When NO levels are too low, often age-related, it becomes physically impossible for a man to achieve an erection.

Noxitril contains a fast-absorbing amino acid called L-arginine, which is readily converted to nitric oxide.

The more L-arginine a man consumes, the more nitric oxide he possesses… the more nitric oxide a man has, the larger and harder his response.

Eye-Popping Difference

Doug. F. is sold on Noxitril. "I have tried most of these new, natural male enhancements; none of them do what Noxitril does for me."

"Not only does it work fast, but I can also last for a while. I have recommended to all my friends who have the same problem."*

Works for Women, Too

Noxitril is equally effective for men and women. Like Viagra, arginine in Noxitril helps increase blood flow to the genital area, potentially increasing sensation to the sex organs and enhancing the pleasures of lovemaking… for both sexes.

Feel the Urge

Noxitril sparks sexual desire with a prized extract called Maca.

In one study a whopping 60 percent of healthy subjects experienced enhanced sexual satisfaction from using this amazing herb. The placebo group's score was just as surprising — *zero percent!*

In another study, test subjects were asked to consume maca, just like that found in Noxitril, exactly one hour before sexual activity.

A full two-thirds of male patients unexpectedly experienced increased penile axial rigidity, or harder erections.

New, four-in-one, nutritional supplement creates 'redwood effect' in aging males.

John M., age 67, says that Noxitril has made his life so easy. "No more doctor's visits, no more prescriptions, and no more side effects," laughs John.*

Redwood Syndrome?

Are you ready to reconnect with long-lost sexual powers?

Are you prepared to experience the 'rapid growth' phenomenon known as the redwood syndrome?

Try Noxitril, risk-free. You won't believe your eyes!

Now, you can experience the 'glory days' of the past, every night of the week!

Get a Free Supply of Noxitril

Call the toll-free number below to see how you can reserve your free supply of Noxitril. Try it risk-free.

Guaranteed to Give You the Results You Want!

Noxitril is guaranteed to safely and effectively restore youthful sexual vitality and energy.

Call the toll-free number below. You have nothing to lose.

With a 90-day, industry-leading satisfaction guarantee, you can experience the long-term results risk-free, too!

Call Toll-Free 1-800-605-1132

*These statements have not been evaluated by the FDA. This product is not intended to diagnose, treat, cure or prevent any disease. Everyone is different and you may not experience the same results. Results can depend on a variety of factors including overall health, diet, and other lifestyle factors.

adno=3612143-1

■ HOMETOWN HEROES

Conroy to participate in fall instructional league

By BARBARA BOXLEITNER
Sun Correspondent

Ryan Conroy is a part of the Baltimore Orioles' fall instructional league.

In his first year with the club, the Lemon Bay High School graduate is among 19 pitchers on the roster, according to Baseball America.

The right-hander was 0-1 with six saves and a 2.70 earned run average in 14 relief appearances for Class A Short Season Aberdeen.

More baseball

Right-hander Ryan Miller is among 25 pitchers on the Arizona Diamondbacks fall instructional league roster. The Venice High product was 3-0 and a 3.86 ERA in 12 relief outings for the Class A Short Season affiliate.

Football

Stantley Thomas-Oliver III has converted to defensive back for Florida International University. The Charlotte High graduate was a wide receiver the previous two seasons. The junior made three tackles and broke up one pass in starting at cornerback against Massachusetts.

FIU running back D'Vonte Price carried 10 times for 36 yards, including a 3-yard score, against Massachusetts. The former Tarpon returned two kickoffs for 50 yards.

University of New Hampshire safety Pop Bush made four tackles in a loss to Colorado. Out of Port Charlotte High, he is a redshirt freshman.

Missouri Western State University quarterback Dom Marino completed 11 of 19 pass attempts for 79 yards against Central Missouri. The past Indian tossed a 5-yard touchdown and rushed seven times for 14 yards.

Also from the Indians, tight end Frankie Buncik had an 8-yard reception for Dean College against Salve Regina. It was his first catch of the season.

Men's golf

Stetson University senior Tate Smith shot 233 (78-75-80) at the Memphis Intercollegiate. The Port Charlotte graduate was fourth among the Hatters.

Another from the Pirates, Jeovani Veloz shot 146 (76-70) for Tennessee Wesleyan University at the Bill Sergent Invitational. He tied for sixth overall and was second among the Bulldogs.

Jake Haas of Stetson shot 242 (79-78-85) at the Memphis tournament. The Charlotte alumnus was fifth among the Hatters.

Women's soccer

Southeastern University's Summer Rusher had an assist against Florida College. The Lemon Bay graduate made her fourth start in six games played.

Alexis Weaver started eight of nine games for Northwestern State University of Louisiana. She competed for Venice.

Send updates about area athletes to Barbara Boxleitner at jdanddoc@gmail.com.

■ PREP FOOTBALL

Four things to watch during tonight's action

By JACOB HOAG
Staff Writer

There are countless story lines, matchups and players to focus on with district play now in full swing.

And there's plenty that go unnoticed week to week.

Here are four things to watch out for under the lights tonight:

1. Port Charlotte defense vs. speed of Sarasota

The Sailors of Sarasota High School found a lot of success getting to the edge last week against North Port. Utilizing the speed of running back Keandre Collins, the Sailors used pitches and jet sweeps to get him out in space.

Collins finished with 178 yards and a touchdown against the Bobcats.

This week though, they face a much more athletic and quicker defense in Port Charlotte. The Pirates have pure athletes all over the defense starting with Brandon Leacock disrupting things up the middle.

At 6-foot-2, 210 pounds of solid muscle, Leacock can hold his own against most interior linemen he lines up against. He should be able to plug up the inside run game and force runs outside, which plays into Sarasota's hands.

But the Pirates have plenty more guys to run down the sweeps. Shevon Pearce at cornerback, Solomon Luther at safety and Jake Monzeglio at linebacker will be leaned on to shut down the run game and force the Sailors to throw.

2. The rise of Jalien Whye

After being banged up through the first two games of the season, North Port running back Jalien Whye used the bye week to rest up. And it showed against Sarasota.

The senior rushed for 124 yards and two scores on 24 carries against the Sailors.

He's being leaned on as the Bobcats figure out their passing game. Twenty-four carries is a hefty load for Whye, but he handled it well and could've had even more yards if not for a few penalties.

Whye brings a good mix of speed and power to the Bobcat offense and will probably get the lion's share of the work against DeSoto County this week again.

3. Can Charlotte quell the high-scoring Green Wave?

Through two games this season the Tarpon defense was a brick wall. They gave up just three points to what was expected to be a stout Dunbar team — they've since fallen off. The Tarpons did give up a punt return for a score, but that doesn't count toward the defense.

In their next game they followed it up with a shutout win over Gibbs High School.

After giving up 49 points to the defending Class 7A state champs in Venice High School in Week 3, they responded with a 44-6 win over struggling Ida Baker.

Fort Myers will be another good test for the Tarpons. They come in an undefeated 4-0 averaging 36.5 points and 206 rushing yards per game. Their attacking is lead by Willy Neal (300 yards, four touchdowns) and Yasias Young (248 yards, four touchdowns).

It will be interesting to see if the Tarpons can shake their last effort against a challenging team and shut this one down.

4. Mantas D-Line vs. Cardinal Mooney offense

It's no secret that Lemon Bay has had its struggles this season, largely because of lack of depth. It's an issue that will probably show itself again this week against Cardinal Mooney.

But despite playing most snaps, the Mantas defensive duo of Kyle Dragon and Wyatt Soucy has been a sight so far this season.

They anchor the inside and do a pretty good job at it. Against Port Charlotte, the only game I've had the chance to be at so far this season, each had a sack and a turnover defensively. They also play on the offensive line.

The Mantas will need every last player tonight, but especially these two if they want to slow down the undefeated Cougars.



PHOTOS BY TOM O'NEILL

Above: North Port's Brook Kelly (11), left, and Abby Hutchinson (8) defend Riverdale's Heather Demarest (5) Thursday, at North Port High School.

North Port's Abby Hutchinson (8) shoots against Riverdale Thursday.

BOBCATS

FROM PAGE 1

miscommunications and hitting errors to take the second set 25-12.

"We got a little bit more organized," said Hipp. "Our hitters got better and made less errors. I think we served better and played with a little more confidence."

The Bobcats bounced back a bit in the third, pulling even at 11-11. After Riverdale took a one-point lead, Raiders senior Sydney Hutto poked a soft kill over the North Port block, extending the Raiders' lead and propelling them to a 25-18 win in set three.

"Riverdale didn't give it," said Taylor. "They worked hard for every point. They did a really good job of putting the ball in our open court. We couldn't find their open court and they picked up everything."

Things got ugly for North Port in the fourth. After Riverdale took a 9-0 lead to start the set, the Bobcats could not find their footing. The Raiders' worked the ball around to all of their hitters, tightening up every aspect of the game.

Ogden's 13 kills, seven digs and two aces led the way. Three other Raiders had at least six kills, with senior Heather Demarest notching eight kills and nine digs.

For North Port, five players recorded multiple kills. Junior Abby Hutchinson led the Bobcats with six, while freshman Andreya Stellwag had 13 digs.

"We need to not get comfortable and always work as a team," said Taylor. "We have to work on our offense. We hit the ball to the same exact person every single time. We've got to work on finding the open spot and our volleyball sense."

The Bobcats will try and find Thursday's first set form when they host Sarasota Christian at 7 p.m. on Tuesday.

PREP SPORTS CALENDAR

■ **TODAY**

Football

Lemon Bay vs. Cardinal Mooney at 7:30 p.m.

Port Charlotte vs. Sarasota at 7:30 p.m.

Charlotte at Fort Myers at 7:30 p.m.

North Port at DeSoto at 7:30 p.m.

Volleyball

Venice at Lincoln at 7 p.m.

■ **TOMORROW**

Cross-country

North Port Invite, Charlotte, North Port and Port Charlotte, 7 a.m.

Golf

Venice boys golf vs. Riverview/Barron Collier/North Port at Venetian Golf, 3:30 p.m.

MAJOR LEAGUE BASEBALL

AMERICAN LEAGUE

EAST DIVISION

TEAM	W	L	PCT.	GB	WCGB	L10	STR	HOME	AWAY
z-Boston	103	49	.678	—	—	6-4	L-2	54-21	49-28
New York	93	58	.616	9½	—	5-5	W-2	51-26	42-32
Tampa Bay	85	67	.559	18	6½	7-3	L-1	48-26	37-41
Toronto	70	83	.458	33½	22	5-5	W-1	38-37	32-46
Baltimore	44	108	.289	59	47½	3-7	W-1	27-50	17-58

CENTRAL DIVISION

TEAM	W	L	PCT	GB	WCGB	L10	STR	HOME	AWAY
x-Cleveland	85	66	.563	—	—	5-5	W-2	47-30	38-36
Minnesota	71	81	.467	14½	20½	6-4	W-4	43-31	28-50
Detroit	62	91	.405	24	30	3-7	W-1	37-41	25-50
Chicago	59	92	.391	26	32	3-7	L-3	28-47	31-45
Kansas City	52	101	.340	34	40	4-6	L-5	30-47	22-54

WEST DIVISION

TEAM	W	L	PCT	GB	WCGB	L10	STR	HOME	AWAY
Houston	95	57	.625	—	—	6-4	L-1	43-35	52-22
Oakland	92	61	.601	3½	—	6-4	W-2	48-30	44-31
Seattle	84	68	.553	11	7½	6-4	W-1	41-33	43-35
Los Angeles	75	78	.490	20½	17	4-6	L-2	37-38	38-40
Texas	64	88	.421	31	27½	3-7	L-4	32-46	32-42

NATIONAL LEAGUE

EAST DIVISION

TEAM	W	L	PCT.	GB	WCGB	L10	STR	HOME	AWAY
Atlanta	84	68	.553	—	—	6-4	W-1	39-38	45-30
Philadelphia	78	73	.517	5½	5	4-6	W-2	47-31	31-42
Washington	77	75	.507	7	6½	7-3	W-1	37-37	40-38
New York	70	82	.461	14	13½	5-5	L-2	33-42	37-40
Miami	59	93	.388	25	24½	3-7	L-2	35-43	24-50

CENTRAL DIVISION

TEAM	W	L	PCT.	GB	WCGB	L10	STR	HOME	AWAY
Chicago	89	63	.586	—	—	6-4	L-1	47-27	42-36
Milwaukee	87	66	.569	2½	—	6-4	W-1	48-30	39-36
St. Louis	84	69	.549	5½	—	5-5	L-1	40-35	44-34
Pittsburgh	77	74	.510	11½	6	7-3	W-5	43-34	34-40
Cincinnati	66	88	.429	24	18½	5-5	W-1	36-40	30-48

WEST DIVISION

TEAM	W	L	PCT.	GB	WCGB	L10	STR	HOME	AWAY
Los Angeles	85	68	.556	—	—	7-3	W-3	42-36	43-32
Colorado	82	70	.539	2½	1½	4-6	L-3	41-33	41-37
Arizona	79	74	.516	6	5	3-7	W-1	38-37	41-37
San Francisco	72	81	.471	13	12	4-6	L-1	41-34	31-47
San Diego	61	92	.399	24	23	5-5	W-1	29-49	32-43

ROUNDUP/MATCHUPS

Athletics 21, Angels 3: Marcus Semien had three hits and a career-high five RBIs, Stephen Piscotty homered and drove in four runs and the Oakland Athletics hammered the Los Angeles Angels. The Athletics reduced their magic number for clinching a playoff berth to five. Since June 15, Oakland is a major league- best 58-25. Going into Thursday, Oakland trailed Houston by four games in the AL West, led Tampa Bay by 5 ½ games for the second wild card, and was 2 ½ games behind the New York Yankees for the first wild card. Catcher Francisco Arcia pitched the last two innings for the Angels, who were outscored 32-2 in the last two games of the series. He also homered in the ninth. Piscotty was 2 for 3 with a three-run homer. He's 4 for 6 with two home runs and nine RBI in his last two games.

Reds 4, Marlins 2: Cody Reed was a winner in his first major league star and Scooter Gennett homered and doubled to lead the Cincinnati Reds to a win over the Miami Marlins. Reed (1-2) scattered five hits and struck out six in six shutout innings. The left-hander joined the starting rotation Aug. 30 and has thrown 11 consecutive scoreless innings. Gennett's two-run home run in the seventh was his 23rd of the year.

Tigers 11, Royals 8: Christin Stewart hit two homers and drove in six runs to help lead the Detroit Tigers to a victory over the Kansas City Royals.

LATE
Boston at N.Y. Yankees
Tampa Bay at Toronto
Chicago White Sox at Cleveland
N.Y. Mets at Washington
Philadelphia at Atlanta

BOX SCORES

ATHLETICS 21, ANGELS 3

LOS ANGELES	AB	R	H	BI	BB	SO	AVG.
Calhoun rf	1	1	0	0	2	0	.211
Hermosillo cf	1	0	1	0	0	0	.213
Fernandez 1b	4	0	2	1	0	1	.270
Trout cf	3	1	1	1	0	0	.317
S.Johnson 2b	1	0	0	0	0	0	.000
Ohtani dh	2	0	0	0	1	1	.290
Briceno c	1	0	0	0	0	0	.229
Upton lf	3	0	0	0	0	2	.260
Young Jr. lf	1	0	0	0	0	0	.212
Simmons ss	3	0	0	0	0	2	.295
Blash rf	1	0	0	0	0	0	.111
Arcia c-p	4	1	1	1	0	2	.221
Cowart 2b-ss	4	0	0	0	0	1	.131
Ward 3b	3	0	0	0	0	0	.168
TOTALS	32	3	5	3	3	9	
OAKLAND	**AB**	**R**	**H**	**BI**	**BB**	**SO**	**AVG.**
Martini lf	6	3	3	2	0	2	.295
Chapman 3b	4	2	2	2	0	1	.283
a-Pinder ph-3b	1	1	1	1	1	0	.256
Lowrie 2b	4	2	2	1	0	1	.269
b-Barreto ph-2b	2	0	0	0	0	0	.229
Davis dh	4	2	2	1	0	1	.251
c-Taylor ph-dh	1	0	0	0	1	0	.000
Olson 1b	2	2	1	1	3	1	.246
Canha 1b	1	0	1	0	0	0	.246
Piscotty rf	3	2	2	4	1	0	.270
1-Fowler pr-rf-cf	2	1	0	0	0	1	.224
Laureano cf	3	2	2	2	1	0	.290
d-Joyce ph-rf	1	0	0	0	0	0	.201
Semien ss	5	1	3	5	0	0	.258
Phegley c	5	3	3	1	0	0	.209
TOTALS	44	21	22	20	7	7	

LOS ANGELES	001 001 001	—	3	5	1
OAKLAND	005 706 30X	—	21	22	0

a-walked for Chapman in the 6th. b-grounded out for Lowrie in the 6th. c-walked for Davis in the 6th. d-popped out for Laureano in the 7th.
1-ran for Piscotty in the 6th.
E—Simmons (10). LOB—Los Angeles 5, Oakland 6. 2B—Fernandez (6), Hermosillo (4), Chapman (41), Davis (28), Laureano (10), Semien (34). HR—Trout (36), off Jackson Arcia (6), off Hatcher Piscotty (26), off Shoemaker Martini (1), off Arcia Pinder (12), off Arcia. RBIs—Fernandez (10), Trout (72), Arcia (20), Martini 2 (16), Chapman 2 (66), Lowrie (94), Davis (116), Olson (77), Piscotty 4 (85), Laureano 2 (18), Semien 5 (61), Phegley (15), Pinder (26).
Runners left in scoring position—Los Angeles 3 (Ohtani, Upton, Briceno) Oakland 3 (Semien, Fowler 2). RISP—Los Angeles 0 for 8 Oakland 12 for 17.
Runners moved up—Trout, S.Johnson, Barreto. LIDP—Phegley. GIDP—Fowler, Barreto.
DP—Los Angeles 3 (Trout, Fernandez), (Cowart, S.Johnson, Fernandez), (S.Johnson, Cowart, Fernandez).

LOS ANGELES	IP	H	R	ER	BB	SO	NP	ERA
Shmaker, L, 2-2	2.2	5	5	5	2	4	63	5.48
Arcia	2	4	3	3	0	0	23	9.00
J.Johnson	1	6	6	0	0	0	21	3.73
Tazawa	.1	2	1	1	0	0	8	7.62
Jerez	1	0	0	0	0	2	14	6.00
Almonte	0	3	5	5	2	0	22	14.40
McGuire	1	2	1	1	3	1	31	6.25
OAKLAND	**IP**	**H**	**R**	**ER**	**BB**	**SO**	**NP**	**ERA**
Jackson, W, 6-3	5.1	3	2	2	3	7	98	3.18
Pagan	.2	0	0	0	0	1	6	4.37
Wendelken	1	0	0	0	0	0	10	0.77
Kiekhefer	1	1	0	0	0	1	11	10.80
Hatcher	1	1	1	1	0	0	15	4.21

Almonte pitched to 5 batters in the 6th.
Inherited runners-scored—Tazawa 2-2, McGuire 1-1, Pagan 1-0.
Umpires—Home, Shane Livensparger First, Eric Cooper Second, Marvin Hudson Third, James Hoye.
T—3:22. A—17,217 (46,765).

REDS 4, MARLINS 2

CINCINNATI	AB	R	H	BI	BB	SO	AVG.
Schebler rf	4	1	1	0	1	1	.270
Peraza ss	5	1	1	0	0	0	.290
Votto 1b	4	0	0	0	0	2	.286
Gennett 2b	3	1	2	4	1	0	.318
Suarez 3b	4	0	2	0	0	0	.285
Williams lf	3	0	1	0	1	0	.295
Barnhart c	4	0	0	0	0	1	.243
Reed p	2	0	0	0	1	2	.000
D.Hernandez p	0	0	0	0	0	0	.000
c-G.Guerrero ph	1	0	0	0	0	0	.111
Hughes p	0	0	0	0	0	0	---
Iglesias p	0	0	0	0	0	0	.000
Hamilton cf	3	1	1	0	1	0	.236
TOTALS	33	4	8	4	5	6	
MIAMI	**AB**	**R**	**H**	**BI**	**BB**	**SO**	**AVG.**
Rojas 3b	3	1	1	0	1	0	.249
Castro 2b	4	0	2	0	0	1	.282
Realmuto c	4	1	2	1	0	0	.284
O'Brien 1b	4	0	2	1	0	1	.333
Dean lf	3	0	0	0	0	0	.204
e-Dietrich ph-lf	1	0	0	0	0	0	.264
Brinson cf	3	0	0	0	1	0	.199
Galloway rf	2	0	0	0	0	1	.204
b-Ortega ph-rf	1	0	0	0	1	0	.238
Riddle ss	4	0	0	0	0	2	.232
Brigham p	1	0	0	0	0	1	.333
a-Bostick ph	1	0	0	0	0	1	.182
E.Hernandez p	0	0	0	0	0	0	.000
T.Guerrero p	0	0	0	0	0	0	---
d-Sierra ph	1	0	0	0	0	0	.172
Graves p	0	0	0	0	0	0	.000
f-Anderson ph	0	0	0	0	1	0	.268
TOTALS	32	2	7	2	4	7	

CINCINNATI	002 000 200	—	4	8	0
MIAMI	000 000 020	—	2	7	1

a-struck out for Brigham in the 5th. b-grounded out for Galloway in the 7th. c-grounded out for D.Hernandez in the 8th. d-lined out for T.Guerrero in the 8th. e-flied out for Dean in the 8th. f-walked for Graves in the 9th.
E—Realmuto (7). LOB—Cincinnati 7, Miami 8. 2B—Gennett (30), Realmuto (29). HR—Gennett (23), off E.Hernandez. RBIs—Gennett 4 (92), Realmuto (73), O'Brien (7). SB—Hamilton (32).
Runners left in scoring position—Cincinnati 3 (Williams, Reed, Hamilton) Miami 5 (Rojas, O'Brien, Dean 2, Dietrich). RISP—Cincinnati 2 for 8 Miami 2 for 9.
Runners moved up—O'Brien, Castro. GIDP—Schebler, Barnhart, O'Brien, Ortega.
DP—Cincinnati 2 (Suarez, Gennett, Votto), (Peraza, Gennett, Votto) Miami 2 (Castro, Riddle, O'Brien), (Realmuto, Riddle, O'Brien).

CINCINNATI	IP	H	R	ER	BB	SO	NP	ERA
Reed, W, 1-2	6	5	0	0	0	6	71	3.66
D.Hernandez	1	0	0	0	1	0	16	2.56
Hughes	.2	1	2	2	1	0	16	2.04
Iglesis, S, 29-33	1.1	1	0	0	2	1	28	2.38
MIAMI	**IP**	**H**	**R**	**ER**	**BB**	**SO**	**NP**	**ERA**
Brigham, L, 0-3	5	3	2	2	4	6	86	5.84
E.Hernandez	2	3	2	2	1	0	31	5.29
T.Guerrero	1	1	0	0	0	0	14	5.62
Graves	1	1	0	0	0	0	9	4.60

Inherited runners-scored—Iglesias 1-1.
HBP—Reed (Rojas). WP—Iglesias.
Umpires—Home, Cory Blaser First, Stu Scheurwater Second, Gary Cederstrom Third, Ben May.
T—2:41. A—9,863 (36,742).

TIGERS 11, ROYALS 8

KANSAS CITY	AB	R	H	BI	BB	SO	AVG.
Merrifield dh	5	2	3	0	0	1	.303
Mondesi ss	5	1	2	1	0	1	.290
Dozier 1b	5	2	1	2	0	2	.236
Perez c	4	0	0	0	0	0	.232
Bonifacio rf	5	1	1	3	0	1	.234
Herrera 2b	5	0	1	0	0	0	.228
Escobar 3b	4	1	3	0	0	0	.224
Goodwin lf	4	1	1	2	0	2	.243
Phillips cf	4	0	0	0	0	2	.189
TOTALS	41	8	12	8	0	9	
DETROIT	**AB**	**R**	**H**	**BI**	**BB**	**SO**	**AVG.**
Jones cf	4	2	2	0	1	0	.213
Stewart lf	4	2	2	6	1	0	.256
Castellanos rf	4	2	2	1	1	0	.299
Martinez dh	5	1	2	1	0	0	.249
Adduci 1b	5	1	0	0	0	2	.265
Rodriguez 3b	5	0	3	0	0	0	.217
Greiner c	1	0	1	2	2	0	.233
1-Reyes pr	0	1	0	0	0	0	.232
McCann c	1	0	0	0	0	0	.215
Lugo 2b	4	1	0	0	0	1	.194
Kozma ss	4	1	2	1	0	0	.189
TOTALS	37	11	14	11	5	3	

KANSAS CITY	320 200 001	—	8	12	1
DETROIT	450 000 20X	—	11	14	2

1-ran for Greiner in the 7th.
E—Herrera (1), Adduci (7), Rodriguez (10). LOB—Kansas City 7, Detroit 8. 2B—Merrifield (41), Herrera (13), Escobar (22), Martinez 2 (21), Rodriguez (7), Kozma (3). 3B—Castellanos (5). HR—Bonifacio (4), off Boyd Goodwin (5), off Boyd Dozier (10), off Reininger Mondesi (11), off Greene Stewart (1), off Lopez Castellanos (22), off Lopez Stewart (2), off Lopez. RBIs—Mondesi (31), Dozier 2 (32), Bonifacio 3 (23), Goodwin 2 (20), Stewart 6 (7), Castellanos (83), Martinez (54), Greiner 2 (12), Kozma (7). SB—Merrifield (37), Dozier (2). SF—Greiner.
Runners left in scoring position—Kansas City 4 (Perez, Herrera, Escobar, Phillips) Detroit 4 (Castellanos 2, Lugo, Kozma). RISP—Kansas City 2 for 10 Detroit 5 for 12.
Runners moved up—Adduci, Lugo. GIDP—Lugo.
DP—Kansas City 1 (Mondesi, Herrera, Dozier).

KANSAS CITY	IP	H	R	ER	BB	SO	NP	ERA
Lopez, L, 2-5	1	8	7	7	0	0	30	5.03
Sparkman	4	4	2	2	1	1	55	4.86
Lively	1	0	0	0	1	0	18	6.49
Maurer	1	1	2	0	3	1	35	7.71
Peralta	1	1	0	0	0	1	14	3.99
DETROIT	**IP**	**H**	**R**	**ER**	**BB**	**SO**	**NP**	**ERA**
Boyd	1.1	6	5	2	0	1	54	4.16
Rininger, W, 1-0	2.1	3	2	2	0	2	36	6.63
Farmer	1.1	1	0	0	0	1	16	4.34
Alcantara, H, 3	1	0	0	0	0	1	8	2.25
Wilson, H, 13	1	1	0	0	0	0	13	3.49
Jimenez	1	0	0	0	0	3	15	4.13
Greene	1	1	1	1	0	1	24	5.14

Lopez pitched to 3 batters in the 2nd.
Inherited runners-scored—Reininger 2-0.
HBP—Greene (Perez). WP—Greene.
Umpires—Home, Adrian Johnson First, Brian Gorman Second, Nic Lentz Third, Tripp Gibson.
T—3:12. A—20,282 (41,297).

STATISTICAL LEADERS

AMERICAN LEAGUE

RUNS: Lindor, Cleveland, 121; Betts, Boston, 118; Martinez, Boston, 106; Ramirez, Cleveland, 102; Bregman, Houston, 101; Benintendi, Boston, 99; Chapman, Oakland, 97; Springer, Houston, 96; Trout, Los Angeles, 96; Stanton, New York, 93.
RBI: Martinez, Boston, 123; Davis, Oakland, 116; Ramirez, Cleveland, 101; Bregman, Houston, 100; Encarnacion, Cleveland, 99; Bogaerts, Boston, 94; Lowrie, Oakland, 94; Cruz, Seattle, 90; Haniger, Seattle, 90; Stanton, New York, 89.
HITS: Martinez, Boston, 180; Merrifield, Kansas City, 177; Castellanos, Detroit, 173; Lindor, Cleveland, 173; Segura, Seattle, 169; Betts, Boston, 166; Bregman, Houston, 163; Brantley, Cleveland, 162; Rosario, Minnesota, 161; Haniger, Seattle, 160.
DOUBLES: Bregman, Houston, 50; Bogaerts, Boston, 43; Betts, Boston, 42; Castellanos, Detroit, 42; Andujar, New York, 41; Chapman, Oakland, 41; Lindor, Cleveland, 41; Merrifield, Kansas City, 40; Piscotty, Oakland, 40; 2 tied at 38.
TRIPLES: Kiermaier, Tampa Bay, 9; Smith, Tampa Bay, 9; Sanchez, Chicago, 9; Hernandez, Toronto, 7; Span, Seattle, 7; 7 tied at 6.
HOME RUNS: Davis, Oakland, 43; Martinez, Boston, 41; Ramirez, Cleveland, 38; Gallo, Texas, 37; Cruz, Seattle, 36; Trout, Los Angeles, 36; Lindor, Cleveland, 35; Stanton, New York, 34; Encarnacion, Cleveland, 31; 2 tied at 30.
STOLEN BASES: Merrifield, Kansas City, 36; Ramirez, Cleveland, 33; Smith, Tampa Bay, 33; Gordon, Seattle, 30; Betts, Boston, 28; Anderson, Chicago, 26; Mondesi, Kansas City, 26; Trout, Los Angeles, 24; Lindor, Cleveland, 23; 4 tied at 20.
PITCHING: Snell, Tampa Bay, 20-5; Kluber, Cleveland, 19-7; Severino, New York, 18-8; Porcello, Boston, 17-7; Carrasco, Cleveland, 16-9; Happ, New York, 16-6; Verlander, Houston, 16-9; Morton, Houston, 15-3; Price, Boston, 15-7; Yarbrough, Tampa Bay, 15-5.
ERA: Snell, Tampa Bay, 1.97; Bauer, Cleveland, 2.22; Verlander, Houston, 2.67; Cole, Houston, 2.88; Kluber, Cleveland, 2.93; Clevinger, Cleveland, 3.06; Morton, Houston, 3.15; Carrasco, Cleveland, 3.35; Fiers, Oakland, 3.38; Severino, New York, 3.38.
STRIKEOUTS: Verlander, Houston, 269; Cole, Houston, 260; Sale, Boston, 222; Carrasco, Cleveland, 217; Bauer, Cleveland, 214; Severino, New York, 213; Kluber, Cleveland, 205; Snell, Tampa Bay, 200; Clevinger, Cleveland, 196; Morton, Houston, 195.

NATIONAL LEAGUE

RUNS: Blackmon, Colorado, 109; Carpenter, St. Louis, 104; Yelich, Milwaukee, 104; Albies, Atlanta, 101; Harper, Washington, 97; Arenado, Colorado, 96; Baez, Chicago, 96; Goldschmidt, Arizona, 94; Turner, Washington, 94; Freeman, Atlanta, 92.
RBI: Baez, Chicago, 107; Aguilar, Milwaukee, 103; Story, Colorado, 102; Arenado, Colorado, 101; Suarez, Cincinnati, 101; Harper, Washington, 97; Rizzo, Chicago, 95; Yelich, Milwaukee, 93; 3 tied at 92.
HITS: Freeman, Atlanta, 182; Markakis, Atlanta, 180; Gennett, Cincinnati, 176; Peraza, Cincinnati, 174; Yelich, Milwaukee, 173; Goldschmidt, Arizona, 168; Blackmon, Colorado, 167; Turner, Washington, 167; Baez, Chicago, 165; Story, Colorado, 164.
DOUBLES: Markakis, Atlanta, 43; Carpenter, St. Louis, 40; Rendon, Washington, 40; Story, Colorado, 40; Albies, Atlanta, 39; Freeman, Atlanta, 39; Baez, Chicago, 37; Cabrera, Philadelphia, 36; Hoskins, Philadelphia, 35; 2 tied at 34.
TRIPLES: KMarte, Arizona, 11; Baez, Chicago, 9; Desmond, Colorado, 8; Hamilton, Cincinnati, 8; Nimmo, New York, 8; Rosario, New York, 8; CTaylor, Los Angeles, 8; Bellinger, Los Angeles, 7; Difo, Washington, 7; 6 tied at 6.
HOME RUNS: Carpenter, St. Louis, 35; Arenado, Colorado, 34; Harper, Washington, 34; Aguilar, Milwaukee, 33; Baez, Chicago, 33; Goldschmidt, Arizona, 33; Muncy, Los Angeles, 33; Story, Colorado, 33; Hoskins, Philadelphia, 32; Suarez, Cincinnati, 32.
STOLEN BASES: Turner, Washington, 40; SMarte, Pittsburgh, 33; Hamilton, Cincinnati, 31; Cain, Milwaukee, 28; Inciarte, Atlanta, 26; Story, Colorado, 26; Jankowski, San Diego, 24; MTaylor, Washington, 24; Peraza, Cincinnati, 23; 2 tied at 21.
PITCHING: Scherzer, Washington, 17-7; Lester, Chicago, 16-6; Mikolas, St. Louis, 16-4; Nola, Philadelphia, 16-5; Freeland, Colorado, 15-7; Chacin, Milwaukee, 14-8; Godley, Arizona, 14-10; Greinke, Arizona, 14-10; 3 tied at 13.
ERA: deGrom, New York, 1.78; Nola, Philadelphia, 2.44; Scherzer, Washington, 2.53; Foltynewicz, Atlanta, 2.90; Freeland, Colorado, 2.95.
STRIKEOUTS: Scherzer, Washington, 277; deGrom, New York, 251; Corbin, Arizona, 237; Nola, Philadelphia, 210; Marquez, Colorado, 199; Foltynewicz, Atlanta, 188.

TODAY'S PITCHING COMPARISON

NATIONAL LEAGUE

			2018 TEAM			LAST THREE STARTS		
TEAMS	**PITCHERS**	**TIME**	**W-L**	**ERA**	**REC**	**W-L**	**IP**	**ERA**
New York	deGrom (R)		8-9	1.78	12-18	0-1	20.0	2.70
Washington	Ross (R)	7:05p	0-0	3.00	1-1	0-0	6.0	3.00
Milwaukee	Chacin (R)		14-8	3.54	20-12	0-3	14.2	3.68
Pittsburgh	Nova (R)	7:05p	9-9	4.07	15-12	2-1	15.2	2.87
Cincinnati	Castillo (R)		10-12	4.52	16-14	2-1	18.0	2.00
Miami	Chen (L)	7:10p	6-11	4.93	11-13	1-2	16.0	5.06
Philadelphia	Pivetta (R)		7-13	4.67	14-16	0-3	13.1	4.73
Atlanta	Teheran (R)	7:35p	9-8	3.97	17-12	0-1	17.0	2.12
San Francisco	Bumgarner (L)		6-6	3.14	9-10	1-1	17.0	5.82
St. Louis	Gant (R)	8:15p	7-6	3.53	7-10	1-1	15.1	4.70
Colorado	Marquez (R)		12-10	3.96	17-13	1-1	19.2	2.75
Arizona	Greinke (R)	9:40p	14-10	3.20	17-14	1-1	18.1	5.40
San Diego	Lauer (L)		5-7	4.74	7-14	0-0	14.0	1.29
Los Angeles	Hill (L)	10:10p	9-5	4.02	12-10	3-0	16.0	6.75

AMERICAN LEAGUE

			2018 TEAM			LAST THREE STARTS		
TEAMS	**PITCHERS**	**TIME**	**W-L**	**ERA**	**REC**	**W-L**	**IP**	**ERA**
Baltimore	Ramirez (R)		1-6	5.50	3-7	0-2	13.2	6.59
New York	Sabathia (L)	7:05p	7-7	3.80	14-13	0-2	10.2	9.28
Tampa Bay	TBD		0-0	0.00	0-0	0-0	0.0	0.00
Toronto	Reid-Foley (R)	7:07p	2-3	5.54	2-3	2-1	16.2	3.78
Boston	Sale (L)		12-4	1.92	17-8	1-0	9.0	0.00
Cleveland	Bauer (R)	7:10p	12-6	2.22	16-9	3-0	18.2	1.45
Kansas City	Kennedy (R)		2-8	4.72	5-15	1-0	15.0	2.40
Detroit	Liriano (L)	7:10p	5-10	4.54	9-15	2-1	18.0	2.00
Seattle	Ramirez (R)		2-3	5.65	6-3	1-0	14.1	4.40
Texas	Jurado (R)	8:05p	3-5	7.01	3-4	0-2	14.1	8.16
Los Angeles	Heaney (L)		9-9	3.97	14-14	1-1	18.0	3.00
Houston	Cole (R)	8:10p	14-5	2.88	22-8	2-0	16.2	3.24
Minnesota	Berrios (R)		11-11	3.81	15-15	0-2	16.0	4.50
Oakland	Hendriks (R)	10:05p	0-1	5.30	2-4	0-0	3.0	0.00

INTERLEAGUE

			2018 TEAM			LAST THREE STARTS		
TEAMS	**PITCHERS**	**TIME**	**W-L**	**ERA**	**REC**	**W-L**	**IP**	**ERA**
Chicago (NL)	Quintana (L)		13-10	3.95	17-12	2-1	18.1	1.96
Chicago (AL)	Lopez (R)	4:10p	6-9	4.05	12-18	1-0	20.0	0.45

KEY: TEAM REC-Team's Record in games started by today's pitcher.

WEDNESDAY'S GAMES
American League
Minnesota 8, Detroit 2
Tampa Bay 9, Texas 3
Baltimore 2, Toronto 1
N.Y. Yankees 10, Boston 1
Cleveland 4, Chicago White Sox 1
Seattle 9, Houston 0
Oakland 10, L.A. Angels 0
National League
Atlanta 7, St. Louis 3
Philadelphia 4, N.Y. Mets 0
Milwaukee 7, Cincinnati 0
San Diego 8, San Francisco 4
Arizona 9, Chicago Cubs 0
L.A. Dodgers 5, Colorado 2
Interleague
Pittsburgh 2, Kansas City 1

SATURDAY'S GAMES
American League
Baltimore at N.Y. Yankees, 4:05 p.m.
Tampa Bay at Toronto, 4:07 p.m.
Kansas City at Detroit, 6:10 p.m.
Boston at Cleveland, 7:10 p.m.
L.A. Angels at Houston, 7:10 p.m.
Seattle at Texas, 8:05 p.m.
Minnesota at Oakland, 9:05 p.m.
National League
Philadelphia at Atlanta, 1:05 p.m.
San Francisco at St. Louis, 1:05 p.m.
N.Y. Mets at Washington, 4:05 p.m.
Milwaukee at Pittsburgh, 7:05 p.m.
Cincinnati at Miami, 7:10 p.m.
Colorado at Arizona, 8:10 p.m.
San Diego at L.A. Dodgers, 9:10 p.m.
Interleague
Chicago Cubs at Chicago White Sox, 7:10 p.m.

THIS DATE IN BASEBALL

Sept. 21
1934: Daffy Dean of the St. Louis Cardinals pitched a no-hitter against the Brooklyn Dodgers for 3-0 victory in the second game of an Ebbets Field doubleheader. Daffy's brother Dizzy, held Brooklyn hitless until the eighth inning in the opener and won 13-0.
1947: Boston's Johnny Pesky had two hits in each game of a doubleheader and finished the day with 202 hits. Pesky surpassed the 200-hit mark for the third time in as many major league seasons. He is the only player to lead a league in hits in his first three seasons in the game.
1964: Manager Gene Mauch's first-place Phillies lost 1-0 to the Cincinnati Reds on Chico Ruiz's steal of home in the sixth inning. It was Philadelphia's first of 10 straight losses, a streak that cost them the NL pennant.
1970: Oakland's Vida Blue pitched a no-hitter in his eighth major league start, beating Minnesota 6-0.
1986: No. 1 draft pick Jimmy Jones pitched a one-hitter in his major league debut, leading the San Diego Padres to a 5-0 victory against the Houston Astros. Jones allowed a triple in the third to opposing pitcher Bob Knepper.
1995: Colorado's John Vander Wal set a major league record with his 26th pinch-hit of the season with a home run in the seventh inning against San Francisco.
2000: Colorado's Jeff Cirillo doubled twice in a 13-4 win over San Diego, giving him 51 doubles for the year. Cirillo and Todd Helton (57) became the seventh pair of teammates in major league history to reach 50 doubles in the same season.

TOP TEN

AMERICAN LEAGUE

Player	G	AB	R	H	Pct.
Betts Bos	130	497	118	166	.334
JMartinez Bos	142	543	106	180	.331
Trout LAA	132	448	96	142	.317
Altuve Hou	129	502	79	158	.315
Segura Sea	135	553	86	169	.306
Brantley Cle	134	533	82	162	.304
Wendle TB	129	451	56	136	.302
MSmith TB	130	435	57	131	.301
Merrifield KC	148	589	82	177	.301
MDuffy TB	126	485	54	145	.299

NATIONAL LEAGUE

Player	G	AB	R	H	Pct.
Yelich Mil	137	543	104	173	.319
Gennett Cin	147	556	84	176	.317
Zobrist ChC	129	414	61	129	.312
FFreeman Atl	152	586	92	182	.311
Cain Mil	132	503	82	155	.308
Rendon Was	126	491	81	150	.305
Martinez StL	143	500	61	152	.304
Markakis Atl	152	593	77	180	.304
Goldschmidt Ari	150	564	94	168	.298
DPeralta Ari	138	532	73	157	.295

Through early games on Sept. 20

BASEBALL CALENDAR

Oct. 2-3: Wild-card games.
Oct. 4: Division Series start.
Oct. 12: League Championship Series start.
Oct. 23: World Series starts.
November TBA: Deadline for teams to make qualifying offers to their eligible former players who became free agents, fifth day after World Series.
November TBA: Deadline for free agents to accept qualifying offers, 15th day after World Series.
Nov. 6-8: General managers' meetings, Carlsbad, Calif.
Nov. 8-15: All-Star tour of Japan.
Nov. 14-15: Owners' meetings, Atlanta.

SCOREBOARD

PRO BASEBALL

AMERICAN LEAGUE
All times Eastern

EAST DIVISION	W	L	PCT.	GB
z-Boston	103	49	.678	—
New York	93	58	.616	9½
Tampa Bay	85	67	.559	18
Toronto	70	83	.458	33½
Baltimore	44	108	.289	59
CENTRAL DIVISION	**W**	**L**	**PCT.**	**GB**
x-Cleveland	85	66	.563	—
Minnesota	71	81	.467	14½
Detroit	62	91	.405	24
Chicago	59	92	.391	26
Kansas City	52	101	.340	34
WEST DIVISION	**W**	**L**	**PCT.**	**GB**
Houston	95	57	.625	—
Oakland	92	61	.601	3½
Seattle	84	68	.553	11
Los Angeles	75	78	.490	20½
Texas	64	88	.421	31

z-clinched playoff berth; x-clinched division

Wednesday's Games
Minnesota 8, Detroit 2
Tampa Bay 9, Texas 3
Baltimore 2, Toronto 1
N.Y. Yankees 10, Boston 1
Pittsburgh 2, Kansas City 1
Cleveland 4, Chicago White Sox 1
Seattle 9, Houston 0
Oakland 10, L.A. Angels 0
Thursday's Games
Oakland 21, L.A. Angels 3
Toronto 9, Tampa Bay 8
Detroit 11, Kansas City 8
Boston at N.Y. Yankees, late
Chicago White Sox at Cleveland, late
Today's Games
Chicago Cubs (Quintana 13-10) at Chicago White Sox (Lopez 6-9), 4:10 p.m.
Baltimore (Ramirez 1-6) at N.Y. Yankees (Sabathia 7-7), 7:05 p.m.
Tampa Bay (TBD) at Toronto (Reid-Foley 2-3), 7:07 p.m.
Boston (Sale 12-4) at Cleveland (Bauer 12-6), 7:10 p.m.
Kansas City (Kennedy 2-8) at Detroit (Liriano 5-10), 7:10 p.m.
Seattle (Ramirez 2-3) at Texas (Sadzeck 0-0), 8:05 p.m.
L.A. Angels (Heaney 9-9) at Houston (Cole 14-5), 8:10 p.m.
Minnesota (Berrios 11-11) at Oakland (TBD), 10:05 p.m.
Saturday's Games
Baltimore at N.Y. Yankees, 4:05 p.m.
Tampa Bay at Toronto, 4:07 p.m.
Kansas City at Detroit, 6:10 p.m.
Boston at Cleveland, 7:10 p.m.
Chicago Cubs at Chicago White Sox, 7:10 p.m.
L.A. Angels at Houston, 7:10 p.m.
Seattle at Texas, 8:05 p.m.
Minnesota at Oakland, 9:05 p.m.

NATIONAL LEAGUE
All times Eastern

EAST DIVISION	W	L	PCT.	GB
Atlanta	84	68	.553	—
Philadelphia	78	73	.517	5½
Washington	77	75	.507	7
New York	70	82	.461	14
Miami	59	93	.388	25
CENTRAL DIVISION	**W**	**L**	**PCT.**	**GB**
Chicago	89	63	.586	—
Milwaukee	87	66	.569	2½
St. Louis	84	69	.549	5½
Pittsburgh	77	74	.510	11½
Cincinnati	66	88	.429	24
WEST DIVISION	**W**	**L**	**PCT.**	**GB**
Los Angeles	85	68	.556	—
Colorado	82	70	.539	2½
Arizona	79	74	.516	6
San Francisco	72	81	.471	13
San Diego	61	92	.399	24

Wednesday's Games
Atlanta 7, St. Louis 3
Philadelphia 4, N.Y. Mets 0
Pittsburgh 2, Kansas City 1
Milwaukee 7, Cincinnati 0
Arizona 9, Chicago Cubs 0
San Diego 8, San Francisco 4
L.A. Dodgers 5, Colorado 2
Thursday's Games
Cincinnati 4, Miami 2
N.Y. Mets at Washington, late
Philadelphia at Atlanta, late
Today's Games
Chicago Cubs (Quintana 13-10) at Chicago White Sox (Lopez 6-9), 4:10 p.m.
Milwaukee (Chacin 14-8) at Pittsburgh (Nova 9-9), 7:05 p.m.
N.Y. Mets (deGrom 8-9) at Washington (Ross 0-0), 7:05 p.m.
Cincinnati (Castillo 10-12) at Miami (Chen 6-11), 7:10 p.m.
Philadelphia (Pivetta 7-13) at Atlanta (Teheran 9-8), 7:35 p.m.
San Francisco (Bumgarner 6-6) at St. Louis (Gant 7-6), 8:15 p.m.
Colorado (Marquez 12-10) at Arizona (Godley 14-10), 9:40 p.m.
San Diego (Lauer 5-7) at L.A. Dodgers (Hill 9-5), 10:10 p.m.
Saturday's Games
Philadelphia at Atlanta, 1:05 p.m.
San Francisco at St. Louis, 1:05 p.m.
N.Y. Mets at Washington, 4:05 p.m.
Milwaukee at Pittsburgh, 7:05 p.m.
Chicago Cubs at Chicago White Sox, 7:10 p.m.
Cincinnati at Miami, 7:10 p.m.
Colorado at Arizona, 8:10 p.m.
San Diego at L.A. Dodgers, 9:10 p.m.

PRO FOOTBALL

NFL
All times Eastern
AMERICAN CONFERENCE

EAST	W	L	T	PCT.	PF	PA
Miami	2	0	0	1.000	47	32
New England	1	1	0	.500	47	51
N.Y. Jets	1	1	0	.500	60	37
Buffalo	0	2	0	.000	23	78
SOUTH	**W**	**L**	**T**	**PCT.**	**PF**	**PA**
Jacksonville	2	0	0	1.000	51	35
Tennessee	1	1	0	.500	40	44
Indianapolis	1	1	0	.500	44	43
Houston	0	2	0	.000	37	47
NORTH	**W**	**L**	**T**	**PCT.**	**PF**	**PA**
Cincinnati	2	0	0	1.000	68	46
Baltimore	1	1	0	.500	70	37
Cleveland	0	1	1	.250	39	42
Pittsburgh	0	1	1	.250	58	63
WEST	**W**	**L**	**T**	**PCT.**	**PF**	**PA**
Kansas City	2	0	0	1.000	80	65
Denver	2	0	0	1.000	47	43
L.A. Chargers	1	1	0	.500	59	58
Oakland	0	2	0	.000	32	53

NATIONAL CONFERENCE

EAST	W	L	T	PCT.	PF	PA
Dallas	1	1	0	.500	28	29
Washington	1	1	0	.500	33	27
Philadelphia	1	1	0	.500	39	39
N.Y. Giants	0	2	0	.000	28	40
SOUTH	**W**	**L**	**T**	**PCT.**	**PF**	**PA**
Tampa Bay	2	0	0	1.000	75	61
Atlanta	1	1	0	.500	43	42
Carolina	1	1	0	.500	40	39
New Orleans	1	1	0	.500	61	66
NORTH	**W**	**L**	**T**	**PCT.**	**PF**	**PA**
Green Bay	1	0	1	.750	53	52
Minnesota	1	0	1	.750	53	45
Chicago	1	1	0	.500	47	41
Detroit	0	2	0	.000	44	78
WEST	**W**	**L**	**T**	**PCT.**	**PF**	**PA**
L.A. Rams	2	0	0	1.000	67	13
San Francisco	1	1	0	.500	46	51
Seattle	0	2	0	.000	41	51
Arizona	0	2	0	.000	6	58

WEEK 3
Thursday's Game
N.Y. Jets at Cleveland, late
Sunday's Games
New Orleans at Atlanta, 1 p.m.
Buffalo at Minnesota, 1 p.m.
Denver at Baltimore, 1 p.m.
Indianapolis at Philadelphia, 1 p.m.
Cincinnati at Carolina, 1 p.m.
San Francisco at Kansas City, 1 p.m.
Green Bay at Washington, 1 p.m.
Oakland at Miami, 1 p.m.
N.Y. Giants at Houston, 1 p.m.
Tennessee at Jacksonville, 1 p.m.
L.A. Chargers at L.A. Rams, 4:05 p.m.
Chicago at Arizona, 4:25 p.m.
Dallas at Seattle, 4:25 p.m.
New England at Detroit, 8:20 p.m.
Monday's Game
Pittsburgh at Tampa Bay, 8:15 p.m.

WEEK 3
Thursday, Sept. 27
Minnesota at L.A. Rams, 8:20 p.m.
Sunday, Sept. 30
Cincinnati at Atlanta, 1 p.m.
Tampa Bay at Chicago, 1 p.m.
Houston at Indianapolis, 1 p.m.
N.Y. Jets at Jacksonville, 1 p.m.
Miami at New England, 1 p.m.
Detroit at Dallas, 1 p.m.
Buffalo at Green Bay, 1 p.m.
Philadelphia at Tennessee, 1 p.m.
Seattle at Arizona, 4:05 p.m.
Cleveland at Oakland, 4:05 p.m.
New Orleans at N.Y. Giants, 4:25 p.m.
San Francisco at L.A. Chargers, 4:25 p.m.
Baltimore at Pittsburgh, 8:20 p.m.
Monday, Oct. 1
Kansas City at Denver, 8:15 p.m.
Open: Washington, Carolina

NFL INJURY REPORT
The National Football League injury report, as provided by the league (DNP: did not practice; LIMITED: limited participation; FULL: Full participation):
Sunday
NEW ORLEANS at ATLANTA — SAINTS: DNP: DT Tyeler Davison (foot), WR Tommylee Lewis (knee), LB Manti Te'o (knee). LIMITED: OT Terron Armstead (knee), WR Ted Ginn (knee), OT Andrus Peat (ankle). **FALCONS:** DNP: RB Devonta Freeman (knee), WR Julio Jones (calf), DE Takkarist McKinley (groin), DE Derrick Shelby (groin). LIMITED: WR Russell Gage (knee), G Ben Garland (calf), LB Corey Nelson (calf). FULL: CB Isaiah Oliver (ankle).
BUFFALO at MINNESOTA — BILLS: DNP: LB Lorenzo Alexander (not injury related), DE Shaq Lawson (hamstring), DT Kyle Williams (not injury related). LIMITED: WR Kelvin Benjamin (hip), CB Phillip Gaines (elbow), CB Taron Johnson (shoulder), RB Taiwan Jones (head), WR Ray-Ray McCloud (knee), RB LeSean McCoy (rib). **VIKINGS:** DNP: RB Dalvin Cook (hamstring), DE Everson Griffen (knee), OT Rashod Hill (foot), TE David Morgan (knee), CB Marcus Sherels (ribs). FULL: CB Mackensie Alexander (ankle, thumb), C Pat Elflein (ankle/shoulder), CB Holton Hill (ankle), P Matt Wile (wrist).
DENVER at BALTIMORE — BRONCOS: DNP: CB Adam Jones (thigh), QB Case Keenum (knee), LB Brandon Marshall (knee), OT Jared Veldheer (concussion). FULL: LB Shane Ray (wrist), CB Bradley Roby (wrist). **RAVENS:** DNP: RB Alex Collins (illness), DT Willie Henry (abdomen), TE Hayden Hurst (foot), LB C.J. Mosley (knee), DT Michael Pierce (foot). LIMITED: LB Matt Judon (hamstring), OT Ronnie Stanley (elbow).
INDIANAPOLIS at PHILADELPHIA — COLTS: DNP: DT Denico Autry (ankle), OT Anthony Castonzo (hamstring), TE Jack Doyle (hip), S Clayton Geathers (knee/elbow), WR T.Y. Hilton (quadricep), RB Marlon Mack (foot/hamstring), DT Hassan Ridgeway (calf), CB Quincy Wilson (concussion). LIMITED: OT Denzelle Good (knee/wrist), CB Chris Milton (concussion). **EAGLES:** DNP: RB Jay Ajayi (back), LB D.J. Alexander (knee), LB Nathan Gerry (groin), RB Darren Sproles (hamstring). LIMITED: WR Alshon Jeffery (shoulder), OT Jason Peters (quadricep). FULL: QB Carson Wentz (knee).
CINCINNATI at CAROLINA — BENGALS: DNP: RB Joe Mixon (knee), C Billy Price (foot). LIMITED: RB Giovani Bernard (knee), LB Preston Brown (ankle), DE Michael Johnson (knee), CB Tony McRae (knee). FULL: WR Cody Core (back), TE Tyler Eifert (back). **PANTHERS:** DNP: CB Donte Jackson (groin), TE Greg Olsen (foot), WR Curtis Samuel (medical illness), S Da'Norris Searcy (concussion), G Trai Turner (concussion). LIMITED: WR Damiere Byrd (knee).
SAN FRANCISCO at KANSAS CITY — 49ERS: Practice not complete. **CHIEFS:** DNP: S Eric Berry (heel), DE Chris Jones (groin). LIMITED: LB Ben Niemann (hamstring). FULL: G Cameron Erving (knee), CB Kendall Fuller (hand), DE Jarvis Jenkins (elbow), LB Reggie Ragland (shoulder/knee).
GREEN BAY at WASHINGTON — PACKERS: DNP: CB Kevin King (groin), QB Aaron Rodgers (knee). LIMITED: CB Davon House (biceps), S Josh Jones (ankle). FULL: LB Oren Burks (shoulder). **REDSKINS:** DNP: S Troy Apke (hamstring), LB Zach Brown (oblique). LIMITED: WR Paul Richardson Jr. (shoulder/knee), G Brandon Scherff (knee), OT Trent Williams (knee). FULL: LB Shaun Dion Hamilton (elbow), WR Maurice Harris (concussion), G Shawn Lauvao (calf), QB Colt McCoy (right thumb), OT Morgan Moses (knee).
OAKLAND at MIAMI — RAIDERS: Practice not complete. **DOLPHINS:** DNP: WR Danny Amendola (not injury related), S Reshad Jones (shoulder). LIMITED: LS John Denney (shoulder), DT Jordan Phillips (knee). FULL: RB Kenyan Drake (abdomen), DE William Hayes (finger), WR DeVante Parker (finger), QB Ryan Tannehill (knee/ankle).
TENNESSEE at JACKSONVILLE — TITANS: DNP: RB David Fluellen (groin), OT Dennis Kelly (illness). LIMITED: OT Jack Conklin (knee), RB Derrick Henry (back), OT Taylor Lewan (concussion), S Kendrick Lewis (foot), QB Marcus Mariota (right elbow), TE Luke Stocker (calf). **JAGUARS:** DNP: C Brandon Linder (knee), TE Austin Seferian-Jenkins (core muscle), RB Brandon Wilds (illness), RB T.J. Yeldon (ankle). LIMITED: G A.J. Cann (triceps), RB Leonard Fournette (hamstring), OT Jermey Parnell (knee).
L.A. CHARGERS at L.A. RAMS — CHARGERS: Practice not complete. **RAMS:** Practice not complete.
CHICAGO at ARIZONA — BEARS: LIMITED: S DeAndre Houston-Carson (forearm). **CARDINALS:** DNP: WR Larry Fitzgerald (hamstring), LB Dennis Gardeck (ankle), DT Olsen Pierre (toe). LIMITED: QB Sam Bradford (not injury related), S Rudy Ford (ankle), G Mike Iupati (chest), DT Robert Nkemdiche (foot), OT Andre Smith (elbow). FULL: OT Korey Cunningham (thumb), DE Markus Golden (knee), TE Jermaine Gresham (achilles).
DALLAS at SEATTLE — COWBOYS: DNP: DT Maliek Collins (knee), C Travis Frederick (illness), LB Sean Lee (hamstring). LIMITED: S Xavier Woods (hamstring). FULL: S Kavon Frazier (shoulder), DE Randy Gregory (concussion), DT Datone Jones (knee), DT Daniel Ross (wrist). **SEAHAWKS:** Practice not complete.
N.Y. GIANTS at HOUSTON — GIANTS: DNP: CB Eli Apple (groin), LB Connor Barwin (knee), LB Olivier Vernon (ankle). LIMITED: WR Kaelin Clay (ankle), TE Evan Engram (ankle). **TEXANS:** LIMITED: DE/OLB Jadeveon Clowney (back), WR Sammie Coates Jr. (hamstring), WR Keke Coutee (hamstring), WR Will Fuller V (hamstring), TE Ryan Griffin (hip), WR DeAndreHopkins (thumb/ankle), CB Kayvon Webster (Achilles). FULL: CB Johnson Bademosi (knee), DE Christian Covington (thigh/knee), OLB Duke Ejiofor (hamstring), S Kareem Jackson (ankle), OLB Whitney Mercilus (shoulder), T Martinas Rankin (ankle), DE J.J. Watt (knee).
NEW ENGLAND at DETROIT — PATRIOTS: DNP: S Patrick Chung (concussion), DE Trey Flowers (concussion). LIMITED: OT Marcus Cannon (calf), CB Keion Crossen (hamstring), S Nate Ebner (hip), WR Josh Gordon (hamstring), CB Eric Rowe (groin). FULL: RB Sony Michel (knee), DE Deatrich Wise Jr. (finger). **LIONS:** DNP: OL Andrew Donnal (knee), CB Darius Slay (concussion). LIMITED: CB Jamal Agnew (shoulder), DE Ezekiel Ansah (shoulder), G T.J. Lang (back).

COLLEGE FOOTBALL

THE AP TOP 25 SCHEDULE
All times Eastern
Today
No. 10 Penn State at Illinois, 9 p.m.
No. 16 Central Florida vs. FAU, 7 p.m.
Saturday
No. 1 Alabama vs. No. 22 Texas A&M, 3:30 p.m.
No. 2 Georgia at Missouri, noon p.m.
No. 3 Clemson at Georgia Tech, 3:30 p.m.
No. 4 Ohio State vs. Tulane, 3:30 p.m.
No. 5 Oklahoma vs. Army, 7 p.m.
No. 6 Louisiana State vs. Louisiana Tech, 7 p.m.
No. 7 Stanford at No. 20 Oregon, 8 p.m.
No. 8 Notre Dame at Wake Forest, noon
No. 9 Auburn vs. Arkansas, 7:30 p.m.
No. 10 Washington vs. Arizona State, 10:30 p.m.
No. 12 West Virginia vs. Kansas State, 3:30 p.m.
No. 13 Virginia Tech at Old Dominion, 3:30 p.m.
No. 14 Mississippi State at Kentucky, 7 p.m.
No. 15 Oklahoma State vs. Texas Tech, 7 p.m.
No. 17 Texas Christian at Texas, 4:30 p.m.
No. 18 Wisconsin at Iowa, 8:30 p.m.
No. 19 Michigan vs. Nebraska, noon
No. 21 Miami vs. FIU, 3:30 p.m.
No. 23 Boston College at Purdue, noon
No. 24 Michigan State at Indiana, 7:30 p.m.
No. 25 BYU vs. McNeese State, 6 p.m.

SCHEDULE
WEEK 5
All times Eastern
(Subject to change)
Thursday's Game
EAST
Tulsa (1-2) at Temple (1-2), late

Today's Games
EAST
Harvard (1-0) at Brown (0-1), 7 p.m.
SOUTH
FAU (2-1) at UCF (2-0), 7 p.m.
MIDWEST
Penn State (3-0) at Illinois (2-1), 9 p.m.
FAR WEST
Washington State (3-0) at Southern Cal (1-2), 10:30 p.m.

Saturday's Games
EAST
Buffalo (3-0) at Rutgers (1-2), noon
Robert Morris (0-2) at Bryant (2-1), 1 p.m.
Lafayette (0-3) at Colgate (2-0), 1 p.m.
CCSU (1-2) at Fordham (0-3), 1 p.m.
Dartmouth (1-0) at Holy Cross (1-2), 1 p.m.
Columbia (1-0) at Georgetown (1-2), 2 p.m.
Yale (0-1) at Cornell (0-1), 3 p.m.
Lehigh (1-2) at Penn (1-0), 3 p.m.
Charlotte (2-1) at UMass (1-3), 3:30 p.m.
Kansas St. (2-1) at West Virginia (2-0), 3:30 p.m.
UConn (1-2) at Syracuse (3-0), 4 p.m.
Monmouth (NJ) (2-1) at Princeton (1-0), 4:30 p.m.
Richmond (2-1) at Stony Brook (2-1), 6 p.m.
Bucknell (0-3) at Villanova (2-1), 6 p.m.
Sacred Heart (2-0) at Wagner (1-2), 6 p.m.
St. Francis (Pa.) (1-2) at Albany (NY) (1-2), 7 p.m.
SOUTH
Minnesota (3-0) at Maryland (2-1), noon
Kent State (1-2) at Mississippi (2-1), noon
Notre Dame (3-0) at Wake Forest (2-1), noon
Pittsburgh (2-1) at No. Carolina (0-2), 12:20 p.m.
Louisville (2-1) at Virginia (2-1), 12:30 p.m.
Marist (0-2) at Stetson (2-0), 1 p.m.
W. Michigan (1-2) at Georgia State (1-2), 2 p.m.
Austin Peay (2-1) at UT Martin (0-3), 3 p.m.
Texas A&M (2-1) at Alabama (3-0), 3:30 p.m.
Gardner-Webb (1-1) at Appalachian State (1-1), 3:30 p.m.
NC Central (1-1) at Duke (3-0), 3:30 p.m.
N. Illinois (1-2) at Florida State (1-2), 3:30 p.m.
Clemson (3-0) at Georgia Tech (1-2), 3:30 p.m.
William & Mary (1-1) at James Madison (2-1), 3:30 p.m.
FIU (2-1) at Miami (2-1), 3:30 p.m.
Virginia Tech (2-0) at Old Dominion (0-3), 3:30 p.m.
VMI (0-3) at W. Carolina (1-0), 3:30 p.m.
SE Missouri (2-1) at E. Kentucky (1-2), 4 p.m.
Savannah State (0-2) at Florida A&M (1-2), 4 p.m.
The Citadel (0-2) at Mercer (2-1), 4 p.m.
Sam Houston State (1-1) at Nicholls (1-2), 4 p.m.
South Carolina (1-1) at Vanderbilt (2-1), 4 p.m.
Alabama A&M (1-2) vs. Southern U. (1-2) at Mobile, Ala., 5 p.m.
Shaw (1-1) at Campbell (2-1), 6 p.m.
Elon (1-1) at Charleston Southern (0-1), 6 p.m.
Clark Atlanta (0-3) at Kennesaw St. (2-1), 6 p.m.
North Texas (3-0) at Liberty (1-1), 6 p.m.
Morgan State (0-3) at NC A&T (3-0), 6 p.m.
Norfolk State (1-1) at SC State (0-2), 6 p.m.
Samford (1-2) at Chattanooga (3-0), 7 p.m.
Alabama St. (1-2) at Grambling State (0-2), 7 p.m.
Tennessee Tech (0-3) at Jacksonville State (1-1), 7 p.m.
Mississippi State (3-0) at Kentucky (3-0), 7 p.m.
Louisiana Tech (2-0) at LSU (3-0), 7 p.m.
Coastal Carolina (2-1) at Louisiana-Lafayette (1-2), 7 p.m.
Troy (2-1) at Louisiana-Monroe (2-1), 7 p.m.
Alcorn State (2-1) at MVSU (0-2), 7 p.m.
NC State (2-0) at Marshall (2-0), 7 p.m.
Azusa Pacific (3-0) at North Alabama (2-1), 7 p.m.
Bluefield South (2-2) at Presbyterian (0-1), 7 p.m.
Rice (1-2) at Southern Miss. (1-1), 7 p.m.
Florida (2-1) at Tennessee (2-1), 7 p.m.
Arkansas (1-2) at Auburn (2-1), 7:30 p.m.
Furman (0-2) at ETSU (2-1), 7:30 p.m.
South Alabama (1-2) at Memphis (2-1), 8 p.m.
East Carolina (1-1) at South Florida (3-0), 8 p.m.
MIDWEST
Ohio (1-1) at Cincinnati (3-0), noon
Akron (2-0) at Iowa State (0-2), noon
Nebraska (0-2) at Michigan (2-1), noon
Georgia (3-0) at Missouri (3-0), noon
Boston College (3-0) at Purdue (0-3), noon
Nevada (2-1) at Toledo (1-1), noon
Davidson (3-0) at Dayton (1-2), 1 p.m.
Delaware (2-1) at N. Dakota State (2-0), 2 p.m.
Truman State (0-3) at Valparaiso (0-2), 2 p.m.
W. Kentucky (0-3) at Ball State (1-2), 3 p.m.
Miami (Ohio) (0-3) at Bowling Green (1-2), 3 p.m.
Maine (2-0) at Cent. Michigan (0-3), 3 p.m.
Tennessee State (1-0) at E. Illinois (0-3), 3 p.m.
Tulane (1-2) at Ohio State (3-0), 3:30 p.m.
Howard (0-2) vs. Bethune-Cookman (1-2) at Indianapolis, 4:30 p.m.
Hampton (1-1) at N. Iowa (0-2), 5 p.m.
Idaho State (1-1) at North Dakota (2-1), 5 p.m.
Michigan State (1-1) at Indiana (3-0), 7:30 p.m.
Wisconsin (2-1) at Iowa (3-0), 8:30 p.m.
SOUTHWEST
Navy (2-1) at SMU (0-3), noon
Kansas (2-1) at Baylor (2-1), 3:30 p.m.
TCU (2-1) at Texas (2-1), 4:30 p.m.
Prairie View (1-3) at Ark.-Pine Bluff (1-2), 7 p.m.
UNLV (2-1) at Arkansas State (2-1), 7 p.m.
SE Louisiana (0-3) at Lamar (1-2), 7 p.m.
Army (2-1) at Oklahoma (3-0), 7 p.m.
Texas Tech (2-1) at Oklahoma State (3-0), 7 p.m.
Abilene Christian (2-1) at S.F. Austin (0-2), 7 p.m.
Texas State (1-2) at UTSA (0-3), 7 p.m.
New Mexico State (0-4) at UTEP (0-3), 7:30 p.m.
Texas Southern (1-2) at Houston (2-1), 8 p.m.
FAR WEST
Illinois State (2-0) at Colorado State (1-3), 3 p.m.
Sacramento State (2-1) at Montana (2-1), 3 p.m.
Arizona (1-2) at Oregon State (1-2), 4 p.m.
Cal Poly (1-2) at E. Washington (2-1), 4:05 p.m.
Montana St. (2-1) at Portland State (1-2), 5 p.m.
McNeese State (3-0) at BYU (2-1), 6 p.m.
S. Utah (0-3) at N. Arizona (1-2), 7 p.m.
Idaho (1-1) at UC Davis (2-1), 7 p.m.
Stanford (3-0) at Oregon (3-0), 8 p.m.
N. Colorado (0-3) at Weber State (2-1), 8 p.m.
Air Force (1-1) at Utah State (2-1), 10:15 p.m.
E. Michigan (2-1) at San Diego State (2-1), 10:30 p.m.
Arizona St. (2-1) at Washington (2-1), 10:30 p.m.
Duquesne (3-1) at Hawaii (3-1), 11:59 p.m.

ODDS

PREGAME.COM LINE
MAJOR LEAGUE BASEBALL
Today
National League

FAVORITE	LINE	UNDERDOG	LINE
New York	-137	at Washington	+127
Milwaukee	-111	at Pittsburgh	+101
Cincinnati	-128	at Miami	+118
at Atlanta	-140	Philadelphia	+130
at St. Louis	-136	San Francisco	+126
at Arizona	-127	Colorado	+117
at Los Angeles	-250	San Diego	+220
American League			
at New York	-265	Baltimore	+235
at Toronto	Off	Tampa Bay	Off
Boston	-120	at Cleveland	+110
at Detroit	-115	Kansas City	+105
Seattle	-123	at Texas	+113
at Houston	-205	Los Angeles	+185
at Oakland	Off	Minnesota	Off
Interleague			
Cubs	-162	at White Sox	+152

COLLEGE FOOTBALL
Today

FAVORITE	OPEN	TODAY	O/U	UNDERDOG
at UCF	15½	13	76	FAU
Penn State	27	27½	60	at Illinois
at Southern Cal.	5	5	51	Wash. State
Saturday				
at Iowa St.	19	19½	47½	Akron
N.C. State	3	5½	57½	at Marshall
at UMass	10	7½	58	Charlotte
Michigan St.	6½	4	48	at Indiana
at Maryland	1	1½	47	Minnesota
at Ball St.	Pk	2½	55	W.Kentucky
Boston College	7	7	66	at Purdue
at Syracuse	27½	27½	76	UConn
at Miami	29	26½	56	FIU
Pittsburgh	2½	3	48½	at N.Carolina
at Florida St.	11½	10½	45	No. Illinois
Miami (OH)	7½	6½	55	at Bowl.Grn
at Ohio State	35	36½	69	Tulane
Clemson	14½	15	51½	at Ga. Tech
at Cincinnati	6½	8	52½	Ohio
at So. Florida	21½	21	69	E. Carolina
Notre Dame	5½	7	60½	at WFU
at Toledo	13½	10½	67½	Nevada
at Virginia	3	4	54½	Louisville
W. Michigan	5½	7½	63	at Georgia St.
Buffalo	2½	5	52	at Rutgers
Arizona	7½	6½	75½	at Oregon St.
Stanford	+1½	2	56	at Oregon
Florida	8	4½	46½	at Tennessee
Mississippi St.	9	9½	55½	at Kentucky
at Michigan	18	17	50½	Nebraska
at West Virginia	14	17	60½	Kansas St.
at Mississippi	28	29	75½	Kent St.
at South. Miss.	13½	14	53½	Rice
at Auburn	27½	29	58	Arkansas
at Okla. St.	14½	14	76½	Texas Tech
Navy	12½	6½	62	at SMU
at ULL	1½	4	64½	Coast. Caro.
at Arkansas St.	5½	7½	67	UNLV
TCU	+2½	3	47	at Texas
at Oklahoma	33	31	62	Army
at LSU	23	20	51½	La. Tech
at Baylor	7	7½	55½	Kansas
South Carolina	3½	2	54½	at Vanderbilt
at Memphis	27	31	67	S.Alabama
at Utah St.	10	10½	59½	Air Force
New Mexico St.	3	3½	48½	at UTEP
at UTSA	6	7	50	Texas State
Troy	8½	4½	59½	at ULM
Virginia Tech	27½	27	52	at ODU
North Texas	13½	12½	69	at Liberty
Georgia	10½	14	64½	at Missouri
at Alabama	27	25½	61	Texas A&M
Wisconsin	6	3	43½	at Iowa
at Washington	18½	17½	51	Arizona St.
at San Diego St.	9	12	50½	E. Michigan

NFL
Sunday

FAVORITE	OPEN	TODAY	O/U	UNDERDOG
at Philadelphia	7	6½	47½	Indianapolis
at Carolina	4	3	43½	Cincinnati
at Jacksonville	Off	Off	Off	Tennessee
at Atlanta	3½	3	53½	New Orleans
at Baltimore	4	5	44½	Denver
at Houston	4½	6	42	N.Y. Giants
at Miami	4	3	44½	Oakland
Green Bay	1½	3	45½	at Wash.
at Minnesota	16	16½	40½	Buffalo
at Kansas City	5½	6½	55½	SanFrancisco
at L.A. Rams	5	7	48	L.A .Chargers
Chicago	2	5½	38	at Arizona
at Seattle	3	1½	41½	Dallas
New England	6	6½	54	at Detroit
Monday				
Pittsburgh	2	1	54	at Tampa Bay

Updated odds available at Pregame.com

TRANSACTIONS

BASEBALL
National League
MILWAUKEE BREWERS — Named Kevin Babusiak vice president of partnership activation and strategy.
American Association
FARGO-MOORHEAD REDHAWKS — Signed RHP Landon Holifield.
ST. PAUL SAINTS — Traded INF Trevor Sealey to Cleburne to complete and earlier trade.

BASKETBALL
National Basketball Association
PHILADELPHIA 76ERS — Named Elton Brand general manager.

FOOTBALL
National Football League
DETROIT LIONS — Signed OL Jamil Demby to the practice squad. Released WR Keon Hatcher from the practice squad.
NEW ENGLAND PATRIOTS — Signed WR Corey Coleman to the practice squad. Released of RB Kenneth Farrow from the practice squad.

HOCKEY
National Hockey League
NHL — Suspended Montreal F Max Domi for the remainder of the NHL preseason after punching Florida D Aaron Ekblad during a Sept. 19 exhibition game.

LACROSSE
National Lacrosse League
BUFFALO BANDITS — Reassigned coach Troy Cordingley to assistant general manager/director of scouting. Named Rich Kilgour and John Tavares head coaches and Rusty Kruger assistant coach.

MOTORSPORTS
NASCAR — Promoted Steve Phelps to president, effective Oct. 1.

SOCCER
Major League Soccer
MIAMI FC — Named Jurgen Mainka chief business officer.

COLLEGES
UCLA — Announced the retirement of women's gymnastics coach Valorie Kondos Field after the 2019 spring semester.

GOLF

PGA TOUR
TOUR CHAMPIONSHIP
Thursday's leaders at East Lake Golf Club, Atlanta
Purse: $9 million. **Yardage:** 7,346; **Par:** 70 (35-35)
First Round

Rickie Fowler	33-32—65
Tiger Woods	34-31—65
Gary Woodland	33-33—66
Justin Rose	33-33—66
Rory McIlroy	32-35—67
Justin Thomas	36-31—67
Tony Finau	33-34—67
Paul Casey	33-35—68
Jon Rahm	35-33—68
Xander Schauffele	35-33—68
Jason Day	35-33—68
Kyle Stanley	35-34—69
Tommy Fleetwood	33-36—69
Webb Simpson	34-35—69
Brooks Koepka	33-36—69
Dustin Johnson	38-31—69
Aaron Wise	36-34—70
Francesco Molinari	36-34—70
Cameron Smith	35-35—70
Bubba Watson	36-34—70
Patton Kizzire	38-33—71
Patrick Cantlay	37-34—71
Billy Horschel	35-36—71
Bryson DeChambeau	39-32—71
Hideki Matsuyama	35-37—72
Kevin Na	38-34—72
Patrick Reed	36-36—72
Marc Leishman	37-36—73
Phil Mickelson	40-33—73
Keegan Bradley	36-37—73

EUROPEAN TOUR
PORTUGAL MASTERS
Thursday's leaders at Dom Pedro Victoria Golf Club, Vilamoura, Portugal
Purse: $2.35 million. **Yardage:** 7,146; **Par:** 71
First Round

Lucas Herbert, France	63
Matt Wallace, England	64
Eddie Pepperell, England	64
Shane Lowry, Ireland	64
Li Haotong, China	65
Renato Paratore, Italy	66
Kim Koivu, Finland	66
Sergio Garcia, Spain	66
Jason Scrivener, Australia	66
Mikko Korhonen, Finland	66
Adrien Saddier, France	66
Gian-Marco Petrozzi, England	66
Ashley Chesters, England	66
Raphael Jacquelin, France	66
David Howell, England	66
Also	
David Lipsky, United States	69
Hunter Stewart, United States	70
Daniel Im, United States	71
Paul Peterson, United States	71
Chase Koepka, United States	75

WEB.COM TOUR
WEB.COM TOUR CHAMPIONSHIP
Thursday's leaders at Atlantic Beach Country Club, Atlantic Beach, Fla.
Purse: $1 million. **Yardage:** 6,849; **Par:** 71 (35-36)
First Round

Chris Paisley	31-30—61
Ben Silverman	32-31—63
Cameron Tringale	33-30—63
Nicholas Lindheim	31-33—64
Matt Every	31-33—64
Lucas Glover	32-32—64
Trevor Cone	32-32—64
Denny McCarthy	31-33—64
Ben Crane	32-32—64
Carlos Ortiz	35-29—64
José de Jesús Rodríguez	31-33—64
Brett Drewitt	31-34—65
Adam Svensson	31-34—65
Roger Sloan	32-33—65
David Skinns	33-32—65
Dylan Frittelli	31-34—65
Sepp Straka	31-34—65
Michael Thompson	32-34—66
Ben Kohles	33-33—66
Chase Wright	34-32—66
Kramer Hickok	30-36—66
Cameron Davis	32-34—66
John Merrick	34-32—66
Jim Knous	31-36—67
Sebastian Cappelen	32-35—67
Chase Seiffert	34-33—67
Dylan Meyer	32-35—67
Kevin Dougherty	35-32—67
Josh Teater	36-31—67
Chad Campbell	33-34—67
Michael Arnaud	36-31—67
Brett Stegmaier	33-34—67
Andres Romero	30-37—67
Wes Roach	36-31—67
Henrik Norlander	34-33—67
Curtis Luck	33-34—67
Robert Streb	33-34—67
Adam Schenk	32-35—67
Conrad Shindler	35-33—68
Aaron Baddeley	31-37—68
Fabián Gómez	34-34—68
Kyoung-Hoon Lee	34-34—68
David Lingmerth	34-34—68
Seth Reeves	36-32—68
Shawn Stefani	33-35—68
Willy Wilcox	33-35—68
Justin Lower	35-33—68
Mark Anderson	36-32—68
Dan McCarthy	36-32—68
Julian Suri	33-35—68
Erik Compton	32-36—68
Mark Hubbard	34-34—68
Stephan Jaeger	36-32—68
Derek Ernst	35-33—68
Adam Long	35-33—68
Lanto Griffin	35-34—69
Ricky Barnes	32-37—69
Billy Kennerly	34-35—69
Bhavik Patel	34-35—69
Eric Axley	33-36—69
Roberto Díaz	33-36—69
Vince Covello	36-33—69
Blayne Barber	36-33—69
Dominic Bozzelli	33-36—69
Brian Campbell	33-36—69
Rico Hoey	31-38—69
J.J. Henry	34-35—69
Ryan Yip	33-36—69
Wyndham Clark	34-35—69
John Senden	34-35—69
Scott Langley	34-35—69
John Oda	36-33—69
Edward Loar	33-36—69
Brad Hopfinger	32-37—69
David Hearn	34-36—70
Rob Oppenheim	32-38—70
Talor Gooch	34-36—70
Hank Lebioda	37-33—70
Brady Schnell	37-33—70
Steven Ihm	33-37—70
Max Rottluff	39-31—70
Martin Trainer	36-34—70
Ethan Tracy	36-34—70
Justin Hueber	37-34—71
Joseph Bramlett	36-35—71
Zac Blair	33-38—71
Bo Hoag	37-34—71
Scott Pinckney	36-35—71
Christian Brand	36-35—71
Cameron Percy	36-35—71
Cameron Champ	35-36—71
Tyrone Van Aswegen	35-36—71
John Peterson	34-37—71
Michael Johnson	34-37—71
Parker McLachlin	34-37—71
Kyle Jones	35-37—72
Nate Lashley	36-36—72
Rafael Campos	36-36—72
Robby Shelton	35-37—72
Julián Etulain	35-37—72
Jonathan Byrd	39-33—72
Chris Thompson	33-39—72
Anders Albertson	35-37—72
Martin Flores	38-34—72
Steve Wheatcroft	35-38—73
Robert Garrigus	38-35—73
Ben Taylor	36-37—73
Erik Barnes	36-37—73
Taylor Moore	35-38—73
Maverick McNealy	37-36—73
Xinjun Zhang	36-37—73
Jim Herman	38-36—74
Daniel Summerhays	37-37—74
Peter Malnati	36-38—74
Stuart Appleby	35-39—74
Jonathan Randolph	38-37—75
Max Homa	38-37—75
Will Claxton	38-37—75
Corey Conners	34-41—75
Rhein Gibson	41-34—75
Sebastián Muñoz	39-37—76
Tom Lovelady	37-39—76
Martin Piller	36-42—78

RYDER CUP
ROSTERS
UNITED STATES
Captain: Jim Furyk
c-Bryson DeChambeau
c-Tony Finau
Rickie Fowler
Dustin Johnson
Brooks Koepka
c-Phil Mickelson
Patrick Reed
Webb Simpson
Jordan Spieth
Justin Thomas
Bubba Watson
c-Tiger Woods

EUROPE
Captain: Thomas Bjorn
c-Paul Casey, England
Tommy Fleetwood, England
c-Sergio Garcia, Spain
Tyrrell Hatton, England
Rory McIlroy, Northern Ireland
Francesco Molinari, Italy
Alex Noren, Sweden
c-Ian Poulter, England
Thorbjorn Olesen, Denmark
Jon Rahm, Spain
Justin Rose, England
c-Henrik Stenson, Sweden

UPCOMING TOURNAMENT
All times Eastern
PGA TOUR CHAMPIONS
SANFORD INTERNATIONAL
Site: Sioux Falls, S.D.
Course: Minnehaha CC. **Par:** 71.
Purse: $1.8 million. **Winner's share:** $270,000.
Television: Today, 6-8 p.m. (Golf Channel-tape delay); Saturday, 4:30-6:30 p.m. (Golf Channel); Sunday, 4-6 p.m. (Golf Channel).
Defending champion: New tournament.
Charles Schwab Cup leader: Miguel Angel Jimenez.
Last week: Paul Broadhurst won the Ally Challenge.
Online: www.pgatour.com/champions

AUTO RACING

UPCOMING RACES
All times Eastern
NASCAR MONSTER ENERGY CUP
FEDERATED AUTO PARTS 400
Site: Richmond, Virginia.
Schedule: Today, practice, 11:35 a.m. & 1:30 p.m. (NBCSN), qualifying, 6:05 p.m. (NBCSN); Saturday, race, 7:30 p.m., NBCSN.
Track: Richmond Raceway (oval, 0.75 miles).
Race distance: 300 miles, 400 laps.
Last race: Brad Keselowski opened the playoffs with his third straight win.
Fast facts: Keselowski's victory in Las Vegas was his 27th and the 500th across all competitions for owner Roger Penske. ...Ryan Newman announced on Saturday afternoon that he won't be back with Richard Childress Racing in 2019. Newman plans to run in the Cup series next year, but he has yet to announce his future plans. ...Martin Truex Jr. is in first heading to Richmond, followed by Kyle Busch, Keselowski and Kevin Harvick.
Next race: Bank of America Roval 400, Sept. 30, Charlotte Motor Speedway Road Course, Charlotte, North Carolina.
Online: www.nascar.com

NASCAR XFINITY
GO BOWLING 250
Site: Richmond.
Schedule: Today, practice, 8:30 & 10:10 a.m.; qualifying, 4:35 p.m. (NBCSN), race, 7:30 p.m., NBCSN.
Track: Richmond Raceway.
Race distance: 187.5 miles, 250 laps.
Last race: Ross Chastain led 180 of 200 laps in a dominant effort last weekend.
Fast facts: Last week's victory was the first of Chastain's career and just his second top-five finish in 26 starts in 2018. ... Dale Earnhardt Jr. is returning to the track this weekend at Richmond. Earnhardt hasn't said if it'll be his final career race, saying he'd only run races for JR Motorsports that involve sponsorship packages to fund races for the other four teams in the JRM shop. ...Justin Allgaier and Christopher Bell remain 1-2 in the standings, followed by Elliott Sadler and Cole Custer.
Next race: Drive for the Cure 200, Sept. 29, Charlotte Motor Speedway.
Online: www.nascar.com

NHRA MELLO YELLO DRAG RACING
MIDWEST NATIONALS
Site: Madison, Illinois.
Schedule: Today, qualifying, 5:30 & 8 p.m.; Saturday, qualifying, 4 & 6:30 p.m.; Sunday, finals, 4:45 p.m.
Track: Gateway Motorsports Park
Last year: Steve Torrence won last year in Top Fuel outside of St. Louis.
Last race: Clay Millican opened the playoffs with a Top Fuel victory.
Fast facts: A first-round loss at Maple Grove Raceway last weekend dropped defending champion Brittany Force to 10th in points following the postseason opener. Force won three playoff races on her way to the championship in 2017, but she has just one win this season. ...Ron Capps (Funny Car), Greg Anderson (Pro Stock), and LE Tonglet (Pro Stock Motorcycle) also won at Gateway last season.
Next race: AAA Texas NHRA Fall Nationals, Oct. 4-7, Texas Motorplex, Ennis, Texas.
Online: www.nhra.com

PRO HOCKEY

NHL PRESEASON
All times Eastern (ss-split squad)
EASTERN CONFERENCE

ATLANTIC DIVISION	GP	W	L	OT	PTS	GF	GA
Boston	4	4	0	0	8	14	7
Detroit	2	2	0	0	4	7	4
Toronto	2	2	0	0	4	8	2
Buffalo	2	2	0	0	4	7	3
Montreal	3	2	1	0	4	10	8
Florida	3	1	2	0	2	8	12
Ottawa	2	0	2	0	0	2	8
Tampa Bay	2	0	2	0	0	2	10
METROPOLITAN DIVISION	**GP**	**W**	**L**	**OT**	**PTS**	**GF**	**GA**
Philadelphia	4	3	1	0	6	14	9
Carolina	2	2	0	0	4	10	2
N.Y. Islanders	4	2	2	0	4	7	8
Columbus	2	1	1	0	2	5	5
N.Y. Rangers	2	1	1	0	2	8	9
Washington	2	0	1	1	1	3	7
Pittsburgh	2	0	1	1	1	4	6
New Jersey	3	0	2	1	1	4	9

WESTERN CONFERENCE

CENTRAL DIVISION	GP	W	L	OT	PTS	GF	GA
Nashville	2	2	0	0	4	10	3
Dallas	1	1	0	0	2	5	3
Winnipeg	1	1	0	0	2	2	1
St. Louis	2	1	1	0	2	6	7
Colorado	1	0	1	0	0	1	5
Minnesota	2	0	2	0	0	3	5
Chicago	2	0	2	0	0	3	8
PACIFIC DIVISION	**GP**	**W**	**L**	**OT**	**PTS**	**GF**	**GA**
Edmonton	2	2	0	0	4	11	6
Vegas	2	2	0	0	4	12	3
Arizona	3	2	1	0	4	10	12
Calgary	4	1	2	1	3	12	15
San Jose	1	1	0	0	2	4	1
Anaheim	1	0	1	0	0	1	4
Los Angeles	2	0	2	0	0	5	8
Vancouver	2	0	2	0	0	3	8

2 points for win, 1 point for overtime loss. Top three teams in each division and two wild cards per conference advance to playoffs.

Wednesday's Games
Boston 3, Calgary(ss) 1
Carolina 6, Tampa Bay 1
Philadelphia 6, N.Y. Rangers 4
Detroit 3, Pittsburgh 2, OT
Florida 5, Montreal 2
Toronto 4, Ottawa 1
St. Louis 3, Minnesota 2
Calgary(ss) 4, Vancouver 1
Thursday's Games
Montreal 5, Washington 2
N.Y. Islanders 2, New Jersey 0
Detroit 4, Chicago 2
Dallas at Minnesota, late
Winnipeg at Edmonton, late
San Jose at Anaheim, late
Los Angeles(ss) at Vancouver, late
Vegas at Los Angeles(ss), late
Today's Games
N.Y. Islanders vs. Philadelphia at Allentown, Pa., 7 p.m.
Washington at Carolina(ss), 7:30 p.m.
Chicago at Ottawa, 7:30 p.m.
Buffalo at Toronto, 7:30 p.m.
Tampa Bay at Nashville, 8 p.m.
Columbus at St. Louis, 8 p.m.
Carolina(ss) at Winnipeg, 8 p.m.
Saturday's Games
Columbus at Pittsburgh, 3 p.m.
Colorado at Minnesota, 6 p.m.
Nashville at Tampa Bay, 7 p.m.
Toronto at Buffalo, 7 p.m.
Boston at Detroit, 7 p.m.
N.Y. Rangers vs. N.Y. Islanders at Bridgeport, Conn., 7 p.m.
Ottawa at Montreal, 7 p.m.
Florida vs. Dallas at Tulsa, Okla., 8 p.m.
Anaheim at Arizona, 9 p.m.
Vancouver at Calgary, 9:30 p.m.
Vegas at San Jose, 10 p.m.

TENNIS

ATP WORLD TOUR
ST. PETERSBURG OPEN
Thursday at Sibur Arena, St. Petersburg, Russia
Purse: $1.18 (WT250); **Surface:** Hard-Indoor
Men's Singles
Second Round
Denis Shapovalov (7), Canada, def. Matteo Berrettini, Italy, 7-6 (6), 4-6, 6-0.
Daniil Medvedev (8), Russia, def. Mikhail Kukushkin, Kazakhstan, 6-3, 6-4.
Damir Dzumhur (6), Bosnia-Herzegovina, def. Guido Pella, Argentina, 6-4, 6-4.
Roberto Bautista Agut (5), Spain, def. Mikhail Youzhny, Russia, 7-6 (6), 3-6, 6-3.
Marco Cecchinato (3), Italy, def. Lukas Lacko, Slovakia, 7-5, 7-6 (6).
Dominic Thiem (1), Austria, def. Jan-Lennard Struff, Germany, 7-6 (4), 6-4.

Men's Doubles
First Round
Evgeny Donskoy and Karen Khachanov, Russia, def. Robert Lindstedt, Sweden, and Rajeev Ram (4), United States, 6-3, 1-6, 10-6.
Quarterfinals
Matteo Berrettini and Fabio Fognini, Italy, def. def. Leander Paes, India, and Miguel Angel Reyes-Varela, Mexico, 7-6 (4), 6-3.
Roman Jebavy, Czech Republic, and Matwe Middelkoop (3), Netherlands, def. Philipp Petzschner and Tim Puetz, Germany, 6-1, 6-4.

From Kansas to the 49ers, Katie Sowers makes NFL history

By VAHE GREGORIAN
The Kansas City Star

KANSAS CITY, Mo. — On any given Sunday in the predominantly Mennonite mid-Kansas community of Hesston (population approximately 3,800), the scene played out about like this:

Twins Katie and Liz Sowers would finish up Sunday dinner (aka . lunch), put together their list of eligible players and call the boys one by one to set up a game of tackle football.

Typically, that meant some rough-and-tumble three-on-three ball in a rotation of backyards. Sometimes, a boy might opt to referee, which wasn't a necessity for the games but made for a face-saving way out for those who thought the girls tackled too hard, The Kansas City Star reports.

"I remember we would make boys cry," San Francisco 49ers assistant coach Katie Sowers said, laughing and adding some of that might have come from their technique: Seize "their shirts, spin them around and throw them down."

With no formal opportunities to play football then, this was as close as the girls could get to the game that fascinated Katie enough that as an 8-year-old she was constantly writing about her love of the game.

Among what she called "journal entry after journal entry after journal," maybe nothing said it better than this one from about age 8: "My mom wants me to play basketball. I don't want to. I want to play football," she wrote, adding that her favorite part of the game was tackling . or "tacolilng," as she spelled it then.

Even if they initially wanted to steer the girls to more conventional sports, parents Floyd and Bonnie indulged the attraction. When she was about 10, Sowers recalled, the girls got helmets and shoulder pads — "real helmets and real pads" — as Christmas gifts.

All of which turns out to be a lot more than cute memories.

Being encouraged to become who she is goes a long way towards explaining how Sowers on any given Sunday now is the NFL's second full-time woman coach, not to mention its first and only openly gay coach, man or woman.

"It's a fine line right now between wanting to be treated just like everybody else but also knowing that part of the job is making sure I'm visible for all the young people, boys and girls," she said.

There are many reasons Sowers has made it this far, not the least of which is sheer force of will and the essential help of former Chiefs general manager Scott Pioli (more on that in a minute).

But it starts at the start with her father, a former longtime women's basketball coach at Bethel College, and her mother, who for nearly four decades was the director of the Hesston College Nursing program.

Her entire immediate family, including Liz and older sister Steph's family are in the area now. And so are her parents, who just celebrated their 50th anniversary even as they contend with the severe stroke Floyd Sowers suffered on a visit during Memorial Day weekend.

"He's probably my biggest fan," she said, "so having him there is going to be special."

"If it wasn't for my parents," she said, "I don't think I would even be close to where I am."

Gruden says he can pronounce Tannehill, but can he stop him?

By STEVEN WINE
AP Sports Writer

MIAMI — With this week's game preparations completed for the Oakland Raiders, coach Jon Gruden is confident he knows the Miami Dolphins' playbook, personnel and pronunciations.

It's TAN-uh-hill.

That's not the way Gruden said the name when he was a network TV analyst talking about Ryan Tannehill.

"He always pronounced my name funny: 'Tanney-hill,'" the Dolphins quarterback recalls with a laugh.

Gruden stands corrected.

"I called him that on Monday Night Football a time or two," the Raiders' first-year coach says. "I knew a guy named Steve Taneyhill who played quarterback at South Carolina. You can't fault me; I'm human like everybody else. But I know his name now for sure."

With that issue settled, here are other things to know about Sunday's matchup between Miami (2-0) and Oakland (0-2):

KEEPING IT GROUNDED: Tannehill's name may be foremost for the Raiders' defense, but he has handed off more than he has thrown in the first two weeks. That's a big change from last year, when the Dolphins threw 64 percent of the time, the NFL's highest rate.

With Miami 2-0 for the first time since 2013, Tannehill's happy to pass less.

"I'm good with whatever is winning," he says. "Whatever scores points."

Oakland's soft run defense makes it likely Miami running backs Kenyan Drake and Frank Gore will get plenty of touches. Broncos rookie Phillip Lindsay ran for 107 yards last week against the Raiders, and they're allowing an average of 5.7 yards per rush, worst in the league.

ON TARGET: The Raiders' Derek Carr bounced back from a three-interception performance in the opener to complete 29 of 32 passes in a one-point loss at Denver. His 90.6 completion percentage was the best ever for a QB with at least 30 attempts, and would have been better if not for a key drop on fourth-and-1 by Keith Smith.

Carr says he's already able to anticipate what play Gruden will call next.

AP PHOTO

In this Sept. 16, file photo, Miami Dolphins quarterback Ryan Tannehill (17) looks to pass during the first half of an NFL football game against the New York Jets, in East Rutherford, N.J.

'Sacksonville' looks for better results against rival Titans

By MARK LONG
AP Sports Writer

JACKSONVILLE, Fla. — One of the NFL's most formidable fronts is off to a slow start.

The Jacksonville Jaguars, who ranked second in the NFL with 55 sacks in 2017, have four in two games — on pace for 32 this season. Players insist the issue is all about the schedule and not any "Sacksonville" shortcomings.

The Jaguars (2-0) have faced veteran quarterbacks Eli Manning and Tom Brady, both savvy enough to get rid of the football quickly and avoid the pressure that defines Jacksonville's defense. The result: A relatively pedestrian nine quarterback hurries in eight quarters.

Jacksonville hopes to end the trend against AFC South rival Tennessee on Sunday. It's hardly a given considering the Titans (1-1) have allowed a league-leading one sack. But they also could be without starting offensive tackles Taylor Lewan (concussion) and Jake Conklin (knee). Conklin missed the first two games while recovering from a knee injury sustained in the postseason.

Making matters worse for Tennessee, backup Dennis Kelly (illness) was hospitalized last weekend and could miss a second straight game.

"They do have a good O-line, but we'll see this week," Jaguars defensive tackle Malik Jackson said with a sly grin.

Jacksonville is clearly frustrated by its sack totals, but quick to point out that opponents are sliding protections, chipping defensive ends with backs and tight ends, and even sending out as few as two receivers.

"It's kind of like, 'OK, if you want to max protect, you've got five guys covering two guys,'" linebacker Myles Jack said. "Eventually, Sacksonville will return. I don't think it's at a standstill. I just think they're getting so much respect right now. They'll get their numbers."

Jacksonville has become one of the favorites in the AFC following wins against the New York Giants and New England. A victory against the Titans would give them their first 3-0 start since 2004.

Tennessee has won four of the last five meetings, including a series sweep last season, and has more victories (27) against Jacksonville than any team in the franchise's 24-year existence.

Odell Beckham Jr. upset with losing and frequent PED tests

By TOM CANAVAN
AP Sports Writer

EAST RUTHERFORD, N.J. — Odell Beckham Jr. is sick of losing and frustrated with seemingly being asked to take tests every other week by the NFL for performance-enhancers.

Beckham tweeted about the tests Thursday before the Giants (0-2) practiced for Sunday's game in Houston against the Texans (0-2).

"It's actually funny how I 'randomly' get tested every other week," Beckham wrote. "Dear (at)NFL please stop sending these people, ur takin away from meeting times and film... thanks."

Beckham has never been suspended by the NFL for using a banned substance.

As far as losing, Beckham hasn't been on the field for a win since the end of the 2016 season. He was hurt in Game 5 last year, breaking his ankle against the Chargers.

AP PHOTO

New York Giants wide receiver Odell Beckham Jr. speaks with reporters in the NFL football team's locker room, Thursday, Sept. 20, in East Rutherford, N.J.

As AB Turns; Brown says he's upset Steelers are losing

By WILL GRAVES
AP Sports Writer

PITTSBURGH — The chorus of "The Storm Is Over" by gospel singer Kirk Franklin played as Antonio Brown approached his locker on Thursday, an intentionally apt choice by Pittsburgh Steelers linebacker/DJ Vince Williams to address the latest bit of drama surrounding his superstar teammate.

Brown heard the song and laughed. Then the All-Pro wide receiver stepped in front of his stall and turned to face the cameras. The music stopped. The smile faded. In its place? A mix of frustration, defiance and — he insists — remorse.

Yes, he's upset the Steelers are winless through two games. Yes, he probably shouldn't have responded to criticism on social media from a former team employee by suggesting the team trade him if it wants to find out how productive he can be without quarterback Ben Roethlisberger.

No, he doesn't actually want to get out of Pittsburgh. No, he doesn't have an issue with offensive coordinator Randy Fichtner. And as for his demeanor during a 42-37 loss to Kansas City last Sunday? Sorry, but he's never going to apologize for letting his emotions bubble over when things aren't going well.

Pittsburgh (0-1-1) is off to its worst start in five years heading into Monday night's visit to Tampa Bay. That's the problem, Brown insisted. His visible anger — he was caught slouching off the field following a late touchdown drive by Roethlisberger against the Chiefs and shouting at Fichtner on the sideline — is a direct result of the team's record. And that's all.

"Our business is winning," Brown said. "We're not winning. And when we don't win, I'm pissed off because I take it serious. A lot of time goes into this. A lot of hard work and effort."

Brown finished with nine receptions for 67 yards and is tied for the team lead with 18 catches through two games. He's on pace for another statistically remarkable season. Yet the six-time Pro Bowler stressed he is far less concerned about his numbers than helping the Steelers get it together.

"I'm in the spotlight so you guys going to always put me under the microscope, but I'm a (passionate) individual," Brown said. "I can't fake the way I feel. I can't hide the way I feel. If it wasn't important to me, I'd just say it don't matter. But I'm not that type of guy who's just around here cashing checks and don't care. This means something to me."

An approach his teammates and coaches understand, which is why Fichtner wasn't bothered when cameras caught Brown shouting in Fichtner's direction on the sideline late in the fourth quarter against the Chiefs.

"I've known AB a long time and to be honest, I didn't think about it like (people would think we were arguing) until later," Fichtner said. "But I want him to be passionate and I want his communication."

AP PHOTO

In this Sunday, Sept. 16, photo, Pittsburgh Steelers wide receiver Antonio Brown (84) runs with the ball as Kansas City Chiefs linebacker Terrance Smith (48) defends in an NFL football game in Pittsburgh.

Slayings raise alarms for women who practice sports alone

By LUKE MEREDITH and SCOTT MCFETRIDGE
Associated Press

AMES, Iowa — It was decades ago, but Sara Schwendinger remembers perfectly the panic she felt when she realized a car was following her as she ran along a country road at dusk, just outside her small Wisconsin hometown.

She desperately tore into a cornfield and listened as the vehicle stopped.

"I remember hiding in the cornfield and hearing them and then just running as fast as I could in the other direction and making it out of this cornfield and all the way to my house and being petrified," she said. "That experience has never left me, and it's 25 years ago."

Now 41 and living in Des Moines, Schwendinger often recalls that evening as she hears comments yelled by passing motorists when she trains along city streets. It's a disturbingly common part of life for female athletes, and it's suddenly in the spotlight following the deaths of three women who were attacked while engaged in the sports they love.

The killings raised alarms about how women can defend themselves and why they must be ready to fight off attackers in the first place.

The latest attack happened Tuesday evening in Washington, D.C., when Wendy K. Martinez, 35, was attacked as she went for a run in the Logan Circle neighborhood. She was stabbed in what police said was likely a random attack, dying after she staggered into a restaurant where customers tried but failed to save her life.

A day earlier, Iowa State University golf star Celia Barquin Arozamena was stabbed to death during a random attack while she was golfing by herself in broad daylight on a course not far from campus in normally quiet Ames, Iowa. That attack came little more than a month after the body of University of Iowa student Mollie Tibbetts was found hidden among corn stalks near her small hometown of Brooklyn, Iowa. She had disappeared weeks earlier after going for a run.

Police have charged men with murder in both of the Iowa killings.

Tibbetts' death prompted an outpouring from other runners, especially on social media under the hashtag (hash)MilesforMollie. Hundreds of women shared their experiences of being harassed and followed and vowed to keep running as a show of defiance.

After Tibbetts' death, Bobenhouse's store set up a meeting to discuss safety issues and had to move the gathering to the city's main library due to an overwhelming response.

More than 200 women gathered that night to hear from police and share best practices on how to stay safe while running alone.

Kathleen Meek, who helped organize the event, said a key issue is situational awareness.

Des Moines police spokesman Paul Parizek, who hosted the meeting, also warned women to know their abilities and understand their limitations should they find themselves in imminent danger.

According to Joseph Giacalone, a retired New York City detective and sergeant who now teaches at the John Jay College of Criminal Justice, one of the ways that women can also put themselves in danger is when they share their whereabouts on social media.

Giacalone says his warnings to his students not to announce their plans on Instagram, Twitter or Snapchat can "fall on deaf ears." But he also tells his students to change up their routines as often as they can and make sure their headphones aren't turned up too loud to for them to not know what's happening around them.

"We shouldn't have to arm ourselves against men who are making those decisions," she said. "You teaching me how to throat punch a guy is all well and good. But why do I need to be in the position to throat punch a guy?"

No. 16 UCF puts 15-game winning streak on line against FAU

ORLANDO, Fla. (AP) — Florida Atlantic entered the season with aspirations of playing its way into the debate about who is worthy of berths in the College Football Playoff.

While that is unlikely — the Owls have already suffered one set back, they still have plenty of motivation heading into a Friday night's nationally televised visit to No. 16 UCF.

FAU has a shot at redemption after a 63-14 drubbing at Oklahoma in its season opener. With a win the Owls would knock off a ranked team for the first time and end UCF's 15-game winning streak, the longest in the nation. They also could derail the Knights, who are trying to remain on course to once again be part of the CFP conversation in December.

UCF, coming off an unexpected bye week after last Saturday's scheduled game at North Carolina was canceled due to Hurricane Florence, hopes to extend FAU's woes against Top 25 teams.

"Any time you get to play on national television it's big. But I don't think we look at it any different from any other game," Knights quarterback McKenzie Milton said. "We're going to get FAU's best shot, but they'll get ours as well."

FAU (2-1), which has beaten Air Force and Bethune-Cookman the past two weeks, welcomes the challenge.

"It would be tough to beat these guys anywhere, especially there, a very loud environment," Owls coach Lane Kiffin said.

"They are playing as well as anyone in the country, and they are rested up, and the fans are excited because it is an ESPN game on Friday night," Kiffin added. "It is all lined up. ... We are going to have to have a great week of practice."

AP PHOTO

In this Saturday, Sept. 8, file photo, Central Florida quarterback McKenzie Milton (10) throws a pass as offensive lineman Wyatt Miller (78) blocks against South Carolina State defensive end Cordell Brown (95).

Some other things to know about FAU and UCF, which finished unbeaten last season and declared themselves national champions after not being invited to participate in the CFP:

POTENT OFFENSE

UCF ranks among the national leaders in total offense, averaging 602 yards en route to victories over Connecticut and South Carolina State. Milton, eighth in Heisman Trophy voting a year ago, has thrown for 6,609 yards, 53 touchdowns and 19 interceptions in his career. He's also rushed for more than 800 yards and 11 TDs.

"This obviously is a tough guy to contain and a tough offense," Kiffin said. "They are second in the country in offense. ... They go up extremely fast, and he is a really special player, and they are really good all around him. I told the staff, after watching these guys, both sides, I feel like we are playing a SEC team."

QUICK TURNAROUND

Kiffin, the former USC and Tennessee coach, is in his second season at FAU. He inherited a team that was 3-9 in 2016 and transformed the Owls into Sun Belt Conference champions with an 11-3 record.

UCF coach Josh Heupel is impressed with what he's seen on film, offensively and defensively.

Red-shirt freshman quarterback Chris Robison has thrown for 799 yards and four TDs, and running back Devin Singletary has scored seven TD's and is closing in on replacing Alfred Morris as the Owls' career rushing leader.

No. 18 Wisconsin's defense looks to get back on track

By GENARO C. ARMAS
AP Sports Writer

MADISON, Wis. — The Wisconsin defense is a work in progress.

Normally one of the top units in the nation, the 18th-ranked Badgers have been dented this year in nonconference play, particularly against the run.

Wisconsin has first-year starters at defensive end and outside linebacker. The most experienced returnee out of that bunch, outside linebacker Andrew Van Ginkel, is questionable with a right leg injury for the Big Ten opener on Saturday at Iowa.

There are new starters at cornerback, too, adding to the inexperience on the perimeter. Starter Scott Nelson at safety has played well for a redshirt freshman, but he's a new starter, too.

It can make for uncharacteristic days like the surprising loss to BYU last week, when the Cougars ran for 191 yards and two scores on 28 carries. The Badgers are 48th in the country against the run, allowing 130 yards per game.

It would help the Badgers (2-1) if they take a step forward on Saturday. Iowa might be Wisconsin's toughest roadblock to winning another West Division title.

BYU softened Wisconsin with motion plays, sweeps and spread formation. The Cougars prided themselves on keeping up with the Badgers' physical style but tested the edges early.

A meeting with Iowa is more like a grind-it-out, run-it-up-the-gut slugfest. The Badgers pretty much know what's coming.

AP PHOTO

In this Saturday, Sept. 8, file photo, Wisconsin linebackers, from left, Andrew Van Ginkel, Ryan Connelly and T.J. Edwards pressure New Mexico quarterback Sheriron Jones (4).

"You can't stay even. You should always be getting better, whether it be attitude, physicality, what it is," Dixon said. "What I'm looking forward to is communicating more, talking more and playing with that confidence that we have."

Wisconsin's depth will be further tested if Van Ginkel, the senior and top pass-rusher, can't play.

The Badgers' strength lies up the middle with Dixon and playmaking inside linebackers T.J. Edwards and Ryan Connelly. Another senior, tackle Olive Sagapolu anchors the front.

They will be counted on to help steel their younger teammates for an important night game in front of a hostile road crowd at Kinnick Stadium.

The Badgers on Thursday also listed starting tight end Zander Neuville as questionable with a right leg injury.

Ohio State DE Nick Bosa has surgery, out indefinitely

COLUMBUS, Ohio (AP) — Ohio State's All-American defensive end Nick Bosa will be out indefinitely after having surgery for a lower-abdomen injury.

Coach Urban Meyer said on his radio show Thursday that Bosa had surgery on a "core muscle." Meyer didn't provide a timetable for his return.

Jonathan Cooper is expected to start in Bosa's place opposite Chase Young in Saturday's game against Tulane. Defensive tackle Dre'Mont Jones also can play end, if necessary.

Bosa was helped off the field in the third quarter of Saturday's win over TCU. He returned to the bench later in street clothes.

AP PHOTO

In this Sept. 1, 2018, file photo, Alabama defenders, including defensive back Deionte Thompson (14), linebacker Christian Miller (47) and defensive lineman Quinnen Williams (92), close in on Louisville running back Dae Williams (25).

No. 1 Alabama's offense overshadowing defense — seriously

By JOHN ZENOR
AP Sports Writer

TUSCALOOSA, Ala. — This is not usually a needed reminder, but Alabama's defense is still quite good.

The top-ranked Crimson Tide has flipped its usual persona this season with a Tua Tagovailoa-led offense putting up video game-like numbers and the defense going fairly low-key.

The attention deficit is a combination of having a hotshot young quarterback and a defense that had to replace eight NFL draft picks, including first-rounders Minkah Fitzpatrick , Da'Ron Payne and Rashaan Evans. Not to mention added offseason attrition among the linebackers.

The defenders are hardly complaining about having the nation's top scoring offense going into Saturday's game with No. 22 Texas A&M.

"I just feel like we need to match the offensive intensity," cornerback Trevon Diggs said. "When they score, I feel like we need to get off the field on third downs so they can score again. We just keep going like that and great things can happen as a team."

So far, so good.

Chances are there's plenty of room left for growth in a defense that's low on experience. With the offense scoring 170 points through three games, it can be overlooked that the defense has only allowed 28.

The Tide does rank eighth nationally in scoring defense, yielding 9.3 points per game. Alabama effectively shut down Mississippi's prolific passing offense in a 62-7 win after allowing a 75-yard touchdown on the first play.

After that, quarterback Jordan Ta'amu was just 6-of-21 passing for 58 yards with a pair of interceptions. An almost entirely new starting secondary stood up to a talented group of receivers led by A.J. Brown.

The defense has racked up nine sacks and hasn't allowed a rushing touchdown.

Now, the Tide faces the league's top offense. Texas A&M is averaging 596.3 yards per game with a strong balance of passing and running.

It will undoubtedly be the biggest test yet for this Alabama defense.

None of the defenders have put up huge numbers, partly because the opening games were so lopsided that the starters didn't have to play close to a whole game. Players projected as rising stars like safety Deionte Thompson and Mack Wilson have lived up to their billing.

Thompson has a team-high 15 tackles with a pair of interceptions. Wilson, a preseason second-team AP All-American, has 12 tackles, a forced fumble and three quarterback hurries.

Defensive tackle Quinnen Williams has emerged as well, with 14 tackles, including a team-high four behind the line of scrimmage.

Tide defensive backs have returned interceptions for touchdowns in each of the first three games.

TODAY / TONIGHT

An afternoon thunderstorm
HIGH 91°
60% chance of rain

Partly cloudy and humid
LOW 74°
20% chance of rain

SATURDAY

Partly sunny and humid with a thunderstorm
90° / 74°
55% chance of rain

SUNDAY

Cloudy, a shower and t-storm around; humid
91° / 73°
60% chance of rain

MONDAY

Some sun with a t-storm in the area; humid
92° / 74°
40% chance of rain

TUESDAY

Partly sunny, a shower and t-storm around
91° / 75°
60% chance of rain

WEDNESDAY

Partly sunny, a t-storm possible; humid
91° / 75°
30% chance of rain

88° GULF WATER TEMPERATURE

Shown is today's weather. Temperatures are today's highs and tonight's lows.

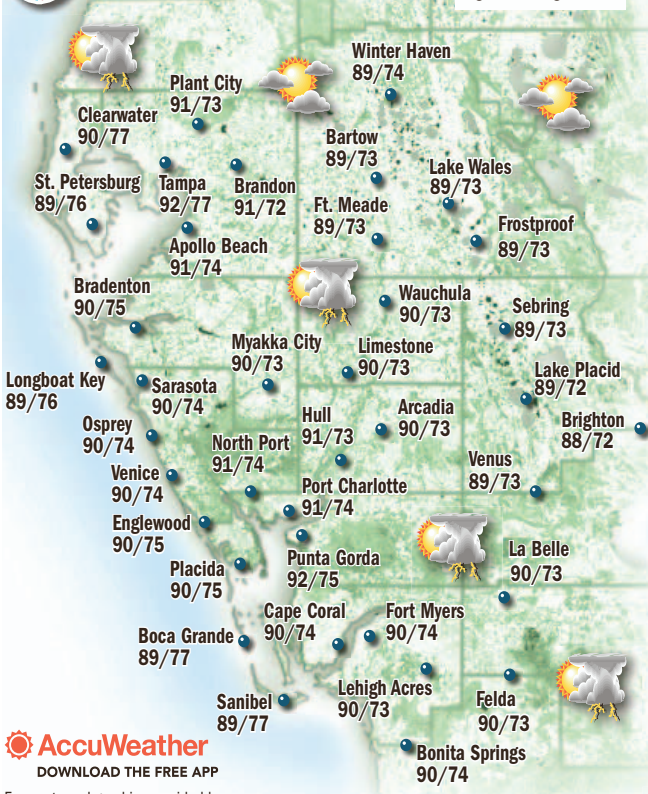

AccuWeather
DOWNLOAD THE FREE APP

Forecasts and graphics provided by AccuWeather, Inc. ©2018

PORT CHARLOTTE

Punta Gorda through 2 p.m. Thursday

Temperatures

High/Low	96°/76°
Normal High/Low	90°/73°
Record High	96° (2018)
Record Low	65° (1981)

Precipitation (in inches)

24 hours through 2 p.m. Thu.	0.00"
Month to date	5.09"
Normal month to date	5.02"
Year to date	53.79"
Normal year to date	42.21"
Record	2.14" (1998)

MONTHLY RAINFALL

Month	2018	2017	Avg.	Record/Year
Jan.	1.98	0.88	1.80	9.93/2016
Feb.	0.66	0.94	2.52	11.05/1983
Mar.	0.53	0.80	3.28	9.26/1970
Apr.	1.15	1.59	2.03	5.80/1994
May	15.98	2.74	2.50	15.98/2018
Jun.	6.23	14.79	8.92	23.99/1974
Jul.	9.80	9.02	8.22	14.22/1995
Aug.	12.37	13.12	8.01	15.60/1995
Sep.	5.09	12.46	6.84	14.03/1979
Oct.		2.54	2.93	10.88/1995
Nov.		0.44	1.91	5.53/2002
Dec.		1.04	1.78	6.83/2002
Year	**53.79**	**60.36**	**50.74**	**(since 1931)**

Totals are from a 24-hour period ending at 5 p.m.

VENICE

Venice through 2 p.m. Thursday

Temperatures

High/Low	93°/75°
Normal High/Low	89°/72°
Record High	98° (2002)
Record Low	61° (1981)

Precipitation (in inches)

24 hours through 2 p.m. Thu.	0.00"
Month to date	2.90"
Normal month to date	4.99"
Year to date	35.72"
Normal year to date	40.83"
Record	2.14" (1962)

SEBRING

Sebring through 2 p.m. Thursday

Temperatures

High/Low	94°/74°

Precipitation (in inches)

24 hours through 2 p.m. Thu.	0.00"

AIRPORT

Possible weather-related delays today. Check with your airline for the most updated schedules.

	Hi/Lo	Outlook	Delays
Ft. Myers	90/74	storms	afternoon
Punta Gorda	92/75	storms	afternoon
Sarasota	90/74	storms	afternoon

FLORIDA CITIES

City	Today Hi	Lo	W	Sat. Hi	Lo	W
Apalachicola	89	76	pc	89	74	s
Bradenton	90	75	t	88	75	c
Clearwater	90	77	t	89	77	t
Coral Springs	89	77	sh	88	77	t
Daytona Beach	88	75	pc	88	75	t
Fort Lauderdale	88	80	sh	87	80	t
Fort Myers	90	74	t	90	74	t
Gainesville	92	70	pc	91	71	pc
Jacksonville	89	70	pc	88	70	pc
Key Largo	87	79	pc	87	80	t
Key West	89	82	sh	89	81	t
Lakeland	89	73	pc	88	73	t
Melbourne	88	78	sh	88	77	t
Miami	88	79	sh	88	79	t
Naples	90	75	t	90	76	t
Ocala	90	69	pc	89	70	t
Okeechobee	88	72	t	87	72	t
Orlando	89	75	pc	88	74	t
Panama City	89	74	pc	88	74	s
Pensacola	89	74	pc	89	72	t
Pompano Beach	88	81	sh	88	80	t
St. Augustine	86	75	pc	86	74	pc
St. Petersburg	89	76	t	89	77	t
Sarasota	90	74	t	90	74	t
Tallahassee	91	70	s	92	68	s
Tampa	92	77	t	91	78	t
Vero Beach	88	72	pc	88	75	t
West Palm Beach	89	75	sh	89	76	t

CONDITIONS TODAY

UV Index and RealFeel Temperature® Today

8 a.m.	10 a.m.	Noon	2 p.m.	4 p.m.	6 p.m.
1	4	6	7	1	1
84	92	100	102	93	90

The higher the **AccuWeather.com UV Index™** number, the greater the need for eye and skin protection. **0-2** Low; **3-5** Moderate; **6-7** High; **8-10** Very High; **11+** Extreme.

RealFeel Temperature is the exclusive **AccuWeather.com** composite of effective temperature based on eight weather factors.

POLLEN INDEX

Pollen Index readings as of Thursday

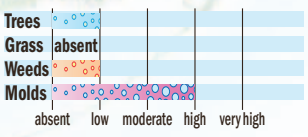

Source: National Allergy Bureau

AIR QUALITY INDEX

Air Quality Index readings as of Thursday

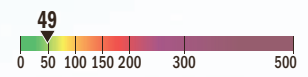

0-50 Good; **51-100** Moderate; **101-150** Unhealthy for sensitive groups; **151-200** Unhealthy; **201-300** Very Unhealthy; **301-500** Hazardous

Main pollutant: Particulates

Source: scgov.net

TIDES

	High	Low	High	Low
Punta Gorda				
Today	2:51a	7:46a	1:29p	8:55p
Sat.	3:10a	8:28a	2:16p	9:27p
Englewood				
Today	1:28a	6:02a	12:06p	7:11p
Sat.	1:47a	6:44a	12:53p	7:43p
Boca Grande				
Today	12:09a	4:19a	10:58a	5:47p
Sat.	12:30a	5:07a	11:42a	6:20p
El Jobean				
Today	3:23a	8:15a	2:01p	9:24p
Sat.	3:42a	8:57a	2:48p	9:56p
Venice				
Today	10:21a	4:41a	---	5:50p
Sat.	12:02a	5:23a	11:08a	6:22p

MARINE

Wind direction	Speed in knots	Seas in feet	Bay/Inland chop
Cape Sable to Tarpon Springs			
E	6-12	0-1	Light
Tarpon Springs to Apalachicola			
E	7-14	1-2	Light

SUN AND MOON

The Sun	Rise	Set
Today	7:16 a.m.	7:26 p.m.
Saturday	7:17 a.m.	7:25 p.m.
The Moon	**Rise**	**Set**
Today	5:40 p.m.	4:06 a.m.
Saturday	6:17 p.m.	4:58 a.m.

Full	Last	New	First
Sep 24	Oct 2	Oct 8	Oct 16

SOLUNAR TABLE

	Minor	Major	Minor	Major
Today	3:30a	9:42a	3:54p	10:05p
Sat.	4:12a	10:23a	4:34p	10:46p
Sun.	4:53a	11:04a	5:16p	11:27p

The solunar period schedule allows planning days so you will be fishing in good territory or hunting in good cover during those times. Major periods begin at the times shown and last for 1.5 to 2 hours. The minor periods are shorter.

WEATHER HISTORY

Hurricane Hugo intensified on Sept. 21, 1989, as it moved northwestward toward Charleston, S.C.

WEATHER TRIVIA™

Q: What causes seasonal change?

A: The tilt of the Earth's axis and the movement of the Earth around the sun

THE NATION

Publication date: 09/21/18

-10s -0s 0s 10s 20s 30s 40s 50s 60s 70s 80s 90s 100s 110s

Shown are noon positions of weather systems and precipitation. Temperature bands are highs for the day.

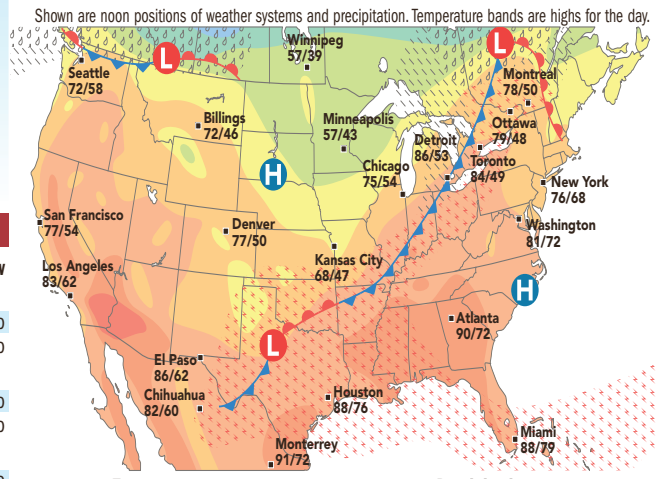

Fronts: Cold, Warm, Stationary
Precipitation: Showers, T-storms, Rain, Flurries, Snow, Ice

U.S. Extremes (For the 48 contiguous states yesterday)

High ..... 100° at Jasper, AL
Low ..... 16° at Bodie State Park, CA

City	Today Hi	Lo	W	Sat. Hi	Lo	W
Albuquerque	79	55	pc	80	56	s
Anchorage	57	51	c	60	50	r
Atlanta	90	72	pc	89	71	s
Baltimore	79	67	pc	78	60	pc
Billings	72	46	s	78	45	c
Birmingham	92	71	pc	91	71	s
Boise	82	54	s	82	51	pc
Boston	73	65	pc	74	55	pc
Buffalo	86	54	t	62	48	pc
Burlington, VT	75	53	sh	64	45	pc
Charleston, WV	89	65	pc	74	60	sh
Charlotte	87	66	s	88	67	s
Chicago	75	54	pc	67	51	pc
Cincinnati	87	59	pc	68	55	c
Cleveland	89	58	t	66	52	pc
Columbia, SC	89	68	s	90	67	s
Columbus, OH	88	58	t	69	53	c
Concord, NH	70	60	sh	67	44	pc
Dallas	86	70	t	74	67	t
Denver	77	50	pc	85	53	s
Des Moines	65	44	pc	68	48	s
Detroit	86	53	t	67	51	pc
Duluth	55	40	r	59	44	pc
Fairbanks	54	42	r	51	42	r
Fargo	60	41	pc	63	47	c
Hartford	71	62	sh	72	51	pc
Helena	73	47	s	73	49	c
Honolulu	88	76	s	87	76	pc
Houston	88	76	t	86	74	t
Indianapolis	85	57	t	69	52	pc

City	Today Hi	Lo	W	Sat. Hi	Lo	W
Jackson, MS	92	71	pc	91	70	t
Kansas City	68	47	pc	70	51	s
Knoxville	90	68	pc	85	68	t
Las Vegas	97	77	s	99	78	s
Los Angeles	83	62	s	87	66	s
Louisville	89	66	pc	71	63	sh
Memphis	90	71	pc	77	70	t
Milwaukee	71	50	pc	62	51	s
Minneapolis	57	43	pc	65	49	pc
Montgomery	91	70	pc	92	70	s
Nashville	90	71	pc	81	67	t
New Orleans	90	78	t	89	77	t
New York City	76	68	c	75	60	pc
Norfolk, VA	83	70	s	87	71	t
Oklahoma City	75	55	r	68	60	r
Omaha	66	42	pc	71	50	s
Philadelphia	79	68	pc	77	59	pc
Phoenix	100	77	pc	102	78	s
Pittsburgh	86	58	pc	68	52	pc
Portland, ME	67	60	sh	68	47	pc
Portland, OR	76	59	pc	71	51	r
Providence	70	62	pc	73	53	pc
Raleigh	84	67	s	88	67	s
Salt Lake City	81	54	s	87	61	s
St. Louis	82	56	pc	73	56	c
San Antonio	86	75	t	85	70	t
San Diego	76	67	s	80	69	pc
San Francisco	77	54	s	71	55	pc
Seattle	72	58	c	68	52	r
Washington, DC	81	72	pc	80	63	pc

WORLD CITIES

City	Today Hi	Lo	W	Sat. Hi	Lo	W
Amsterdam	62	51	sh	60	51	pc
Baghdad	109	78	s	108	77	s
Beijing	79	55	s	76	52	s
Berlin	86	50	t	64	48	pc
Buenos Aires	78	61	pc	84	57	t
Cairo	92	72	s	91	72	s
Calgary	41	28	r	38	30	c
Cancun	88	73	pc	88	75	t
Dublin	58	43	sh	54	50	r
Edmonton	37	25	c	36	27	sn
Halifax	62	58	pc	69	49	sh
Kiev	80	56	s	81	45	pc
London	63	50	pc	60	54	r
Madrid	91	62	pc	92	63	pc

City	Today Hi	Lo	W	Sat. Hi	Lo	W
Mexico City	75	58	t	74	56	t
Montreal	78	50	t	62	42	s
Ottawa	79	48	t	60	41	pc
Paris	68	49	pc	65	59	c
Regina	53	30	r	39	29	sh
Rio de Janeiro	84	71	c	81	72	s
Rome	82	65	t	80	67	pc
St. John's	49	40	s	60	43	r
San Juan	87	79	s	87	77	pc
Sydney	68	51	s	73	56	c
Tokyo	75	70	r	81	72	pc
Toronto	84	49	t	62	46	pc
Vancouver	63	54	r	64	50	r
Winnipeg	57	39	pc	44	30	r

Weather (W): **s**-sunny, **pc**-partly cloudy, **c**-cloudy, **sh**-showers, **t**-thunderstorms, **r**-rain, **sf**-snow flurries, **sn**-snow, **i**-ice.

Charlotte County Sports Authority
1070 NBC Sports is ALL Football:

Friday Night Charlotte County High School Football featuring The Tarpons & Pirates
"Play By Play" with "Larry T & Jeff Briscoe"

Listen to all the football highlights
Monday – Friday noon -1PM with our own "Larry T"

Saturday College Football-USF Bulls & NCAA Game Of The Week

Sunday-Monday-Thursday NFL Primetime including NFC & AFC Playoffs and The Big Game!

NEVER MISS ANOTHER GAME!

NBC Sports RADIO
1070 AM SWFL

adno=3611118-1

RIVALRY

FROM PAGE 1

national title celebration is being staged this weekend. After last week's Vols game against UTEP drew only 87,074 (sparse by Neyland standards), a six-figure crowd is expected Saturday night.

"It's definitely always a big game," said Gators receiver Josh Hammond, whose older sibling Frankie caught a 75-yard touchdown pass for the Gators against UT in 2012.

"My brother used to always tell me, 'Tennessee is the game to go to. If you're going to pick an away game to go to, that's always the craziest stadium.' So I've always known about the rivalry, always known it's a big game."

It's just that the implications no longer match the intensity.

Both teams are coming off four-wins seasons, and both already have a loss this year. The prevailing narrative around Knoxville this week is how the Vols — who face Florida, Georgia, Auburn, Alabama and South Carolina in succession — need a win Saturday for any reasonable hope of bowl eligibility.

"I think our goal would be to play to a standard that when everybody plays Tennessee, that's the one game that they mark on their schedule back in January or February as, 'Hey, we've got to play at our best,'" Pruitt said. "We've got a long ways to go as a program to get to where people start doing that again."

That arduous journey back in time starts Saturday. For Mullen and Pruitt, it's about restoring hope, replicating history, making their respective teams masters of their division.

Or to use the '90s vernacular, masters of their domain.

MIAMI

FROM PAGE 1

which is why executive director of sports and entertainment Pete Garcia brought in Butch Davis as FIU's coach before the 2017 season. Davis coached at Miami from 1995 through 2000, building the team that Dorsey would lead to the national title in 2001. And Garcia was Davis' recruiting coordinator at Miami in those days.

"I root for Miami, every game in every sport," said Garcia, who has overseen FIU athletics since 2006. "Unless they're playing FIU."

The majority of players on the field Saturday will know each other — roughly 100 of the players on the teams' rosters hail from South Florida.

Most of the people in the stands on both sides might be neighbors as well. And besides Davis, Dorsey and Garcia, there's plenty of other FIU employees who know how to put their hands together and make Miami's "U" signal.

Kevin O'Neill, FIU's head football athletic trainer, had a similar job at Miami three decades ago and has a national-title ring from his time with the Hurricanes. So does strength coach Andreu Swasey, who helped send dozens of Hurricanes to the NFL before signing on with the Panthers.

FIU assistant coaches Aubrey Hill, Tim Harris Jr. and Kenny Holmes have deep Miami ties; Hill coached there, Harris Jr. was a track star for the Hurricanes, and Holmes was a defensive-line star who was an NFL first-round draft pick. Even the radio announcers who will call the game for FIU this weekend — AJ Ricketts and Kenny Kelly — are former Hurricane athletes.

Miami also has some former FIU administrators on its staff now, too.

"It's a great situation to put the two programs in and I think it's a lot of fun for everybody," Dorsey said.

The brawl in 2006 led to a quick end of the series that, ironically, Garcia got by negotiating on Miami's behalf at the time with then-FIU athletic director Rick Mello. The teams completed their contract by playing in 2007, but haven't met in football since.

USF

FROM PAGE 1

obviously starred, ranking among the nation's top 15 passers and leaders in total offense. But remember this: the grad transfer has only been in this offense for three games. "He's still young in this thing, as well," offensive coordinator Sterlin Gilbert said.

The defense is at two extremes. On one end, the Bulls have 29 tackles for a loss — tied for No. 5 in the country. On the other, they've allowed 32 rushes of at least 10 yards; only UMass has allowed more. The key adjustment last week against Illinois was a focus on players staying in their gaps. "We simplified things in the second half and eliminated some of the movement, took out some of the thinking." defensive coordinator Brian Jean-Mary said.

MONEY & MARKET$

A product of the Sun

For questions or comments, contact Chris Porter at 941-206-1134 or email porter@sun-herald.com

Friday, September 21, 2018



Dow Jones industrials
Close: 26,656.98
Change: 251.22 (1.0%)

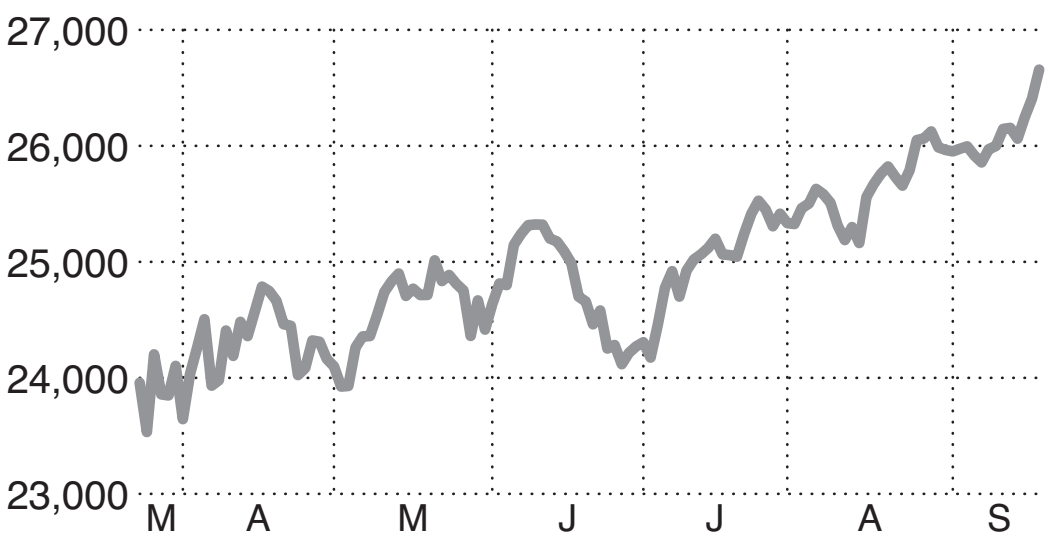

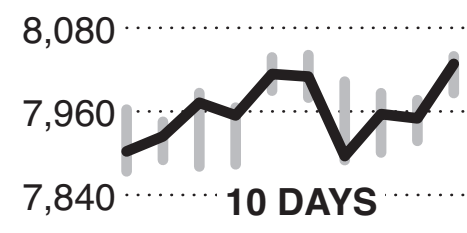

Nasdaq composite
Close: 8,028.23
Change: 78.19 (1.0%)

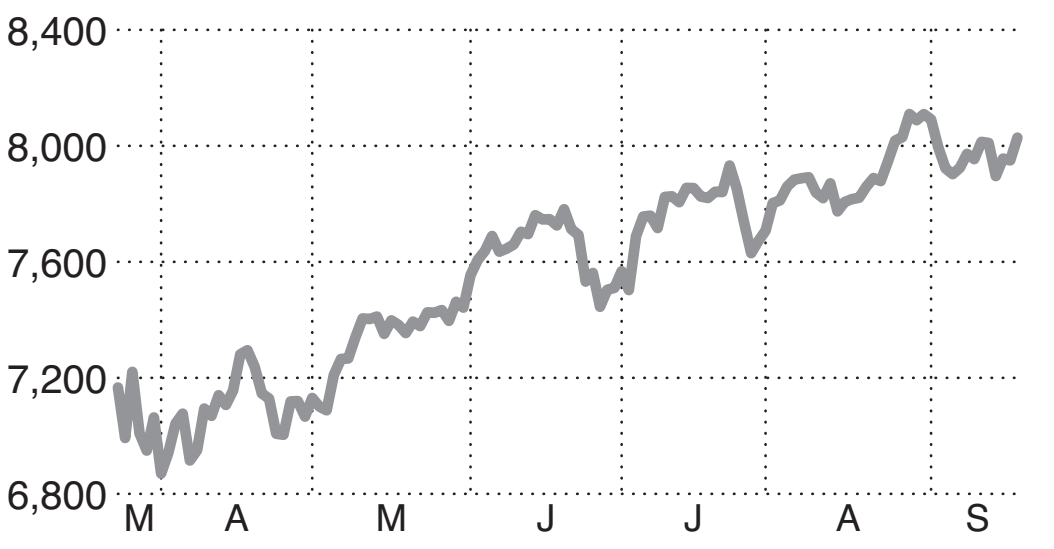

StocksRecap

	NYSE	NASD
Vol. (in mil.)	3,283	2,211
Pvs. Volume	3,181	2,073
Advanced	1907	2112
Declined	898	768
New Highs	79	82
New Lows	79	47

	HIGH	LOW	CLOSE	CHG.	%CHG.	WK	MO	QTR	YTD
DOW	26697.49	26519.39	26656.98	+251.22	+0.95%	▲	▲	▲	+7.84%
DOW Trans.	11596.59	11507.16	11517.38	+3.72	+0.03%	▲	▲	▲	+8.53%
DOW Util.	725.39	715.44	724.76	+1.73	+0.24%	▼	▼	▲	+0.19%
NYSE Comp.	13238.75	13173.71	13225.11	+103.14	+0.79%	▲	▲	▲	+3.25%
NASDAQ	8039.06	7986.40	8028.23	+78.19	+0.98%	▲	▲	▲	+16.29%
S&P 500	2934.80	2919.73	2930.75	+22.80	+0.78%	▲	▲	▲	+9.62%
S&P 400	2046.54	2034.69	2045.20	+14.94	+0.74%	▲	▲	▲	+7.61%
Wilshire 5000	30500.43	30359.14	30462.29	+229.94	+0.76%	▲	▲	▲	+9.60%
Russell 2000	1720.21	1704.71	1720.18	+17.25	+1.01%	▲	▲	▲	+12.03%

How to read the stock tables

① Name	② Ticker Symbol	③ Div	④ Yield	⑤ PE	⑥ 52-week High	Low	⑧ Vol 1000s	⑦ Last	⑨ YTD %Chg
XYZcorp	XYZ	1.20	3.6	17	34.09	27.27	2780	33.72	+20.7

1 — Name of stock.
2 — Ticker Symbol company trades under.
3 — Dividend: A distribution of the company's earnings to shareholders, usually consisting of stock dividends, interest on bonds, or short-term capital gains on the sale of securities usually paid quarterly in the form of cash or stock.
4 — Div. Yield: The dividend divided by the stock price. It helps gauge how well the stock is paying, compared to other investments such as CDs, bonds or savings accounts.
5 — Price to earnings ratio: The price of a stock divided by its earnings per share. PEs are used to gauge the relative worth of a company' stock. When compared to other companies in the same industry, the companies with the lowest PEs are generally earning higher profits.
6 — Range of closing prices in last year.
7 — Sales in thousands (10 = 10,000 shares), and closing price.
8 — Last trading price of the day.
9 — Percent change for the year.

▲▼Arrows, indicate new highs or lows.
Underline: indicates top 100 stocks by volume rank.
Bold stocks , designates which stocks have gone up or down 5% .

NYSE

- A -

Name	Ticker Symbol	Div	Yield	PE	52-week High	Low	Vol 1000s	Last	YTD %Chg
AAC Hldgs	**AAC**	...	...	...dd	**12.96**	**6.72**	**331**	**7.16**	-20.4
AAR	AIR	.30	.7	...cc	49.05	35.37	443	44.50	+13.3
ABB Ltd	ABB	.76e	3.1	...	28.67	21.22	1381	24.32	-9.3
ABM	ABM	.70	2.1	21	44.70	28.17	360	33.88	-10.2
ADT Inc n	**ADT**	...	...	...	**9.60**	**6.93**	**9306**	**8.92**	+14.1
AES Corp	AES	.52	3.8	11	14.11	9.86	5129	13.81	+27.5
▲AFLAC s	AFL	1.04	2.2	15	47.81	40.55	2358	47.89	
AG MtgeIT	MITT	2.00f	10.8	9	19.95	16.31	104	18.49	-2.7
AG Mtg pfA	MITTpA	2.06	8.0	...	26.00	24.88	5	25.63	+1.1
AG Mtg pfB	MITTpB	2.00	7.9	...	25.79	24.50	3	25.26	-.3
AGCO	AGCO	.60	1.0	26	75.95	56.36	816	61.13	-14.4
AH Belo	AHC	.32	7.3	...dd	5.80	4.25	20	4.40	-8.3
AK Steel	AKS	...	...	22	6.80	4.00	9403	4.85	-14.3
AMC Ent	AMC	.68	3.3	...dd	21.30	10.80	1396	20.75	+37.4
AMCON	DIT	.72	.8	20	100.00	80.95	0	88.65	-9.4
AMN Hlth	AMN	...	...	20	68.20	37.71	488	51.30	+4.2
ARC Docu	**ARC**	...	...	**21**	**4.84**	**1.62**	**342**	**3.17**	+24.3
ASA Gold	ASA	.04e	.4	...q	12.36	8.18	75	8.95	-20.9
AT&T Inc	T	2.00	6.0	7	39.80	30.13	24764	33.44	-14.0
AT&T 66 n	TBB	...	...	...	26.72	24.13	126	24.84	-4.8
A10 Ntwks	ATEN	...	...	...dd	8.25	5.63	237	6.14	-20.5
AU Optron	AUO	.18e	...	...	4.76	3.40	646	4.17	+12.6
AVX Cp	AVX	.46	2.4	...cc	21.48	14.51	193	19.16	+10.8
AXA EqH n	EQH	.13p	...	...	23.21	19.90	5182	22.55	+5.4
AZZ Inc	AZZ	.68	1.3	23	56.05	39.50	103	52.55	+2.8
▲Aarons	AAN	.12	.2	12	53.00	34.29	841	53.08	+33.2
▲AbbottLab	ABT	1.12	1.6	29	68.96	51.37	4713	68.79	+20.5
AbbVie	ABBV	3.84	4.1	17	125.86	83.19	5903	92.68	-4.2
AberFitc	ANF	.80	4.0	12	29.69	11.62	2127	20.12	+15.4
AbdAsPac	FAX	.42	10.1	...q	5.22	4.08	655	4.15	-15.0
AbdAustEq	IAF	.70e	11.5	...q	6.77	5.66	72	6.11	-4.1
AbdnChile	CH	.58e	8.4	...q	9.64	6.50	707	6.87	-23.1
AbdGlbInc	FCO	.84	9.6	...q	9.48	7.80	46	8.74	-.9
AbdEMSmC	ABE	.21e	1.4	...q	15.82	13.73		14.69	+1.0
AbdGChina	GCH	.03e	.2	...q	14.02	11.57		12.37	-.7
AbdnIndo	IF	.52e	...	...q	8.18	6.88		7.13	-6.7
AbdnIsrael	ISL	.35e	1.1	...q	21.97	18.43		18.68	-2.4
AbdJapnEq	JEQ	.48e	.7	...q	9.89	8.06	60	8.34	-7.5
AbdnLatA	LAQ	1.21e	1.8	...q	30.00	25.20		26.38	-1.3
AbSingaFd	SGF	1.09e	8.0	...q	13.89	11.57		13.59	+9.4
AcadIBD50	FFTY	...	...	...q	35.94	30.36		32.13	-3.2
AcadiaRlt	AKR	1.08	3.8	49	30.63	21.34	266	28.38	+3.7
▲Accenture	ACN	2.66	1.5	28	173.31	132.27	1693	174.13	+13.7
AccoBrds	ACCO	.24	2.0	21	14.63	10.90	331	12.00	-1.6
AcmeU	ACU	.44	2.0	21	26.36	18.51	4	21.50	-8.1
AcornInt rs	ATV	...	...	...	38.86	13.21	1	19.32	+9.5
ActiniumP	ATNM	...	...	...dd	.85	.33	503	.73	+9.6
Act Rep n	GOP	...	...	...	23.61	19.73		22.40	+4.3
Act Dem n	DEMS	...	...	...	21.58	20.01		21.08	-.8
Act TxR n	TAXR	...	...	...	23.79	19.42	22	23.04	+7.8
▲Actuant	ATU	.04	.1	...cc	30.35	21.50	491	30.60	+20.9
Acuity	AYI	.52	.3	19	186.99	109.98	663	161.13	-8.4
Acushnet n	GOLF	...	...	...	27.87	16.59	139	26.86	+27.4
▲AdaDvsEq	ADX	1.32e	1.2	...q	16.59	14.30	223	16.70	+11.1
AdamsNR	PEO	1.32e	1.0	...q	21.48	17.27	58	19.76	-.4
AdmRsc	AE	.88	2.0	...dd	50.59	35.58	15	42.97	-1.2
Adecaogro	AGRO	...	...	...	11.15	6.93	301	7.61	-26.4
Adient n	ADNT	1.10	2.5	...	86.42	40.08	1898	43.52	-44.7
AdtalemGl	ATGE	.36	.8	18	56.45	30.71	321	45.45	+8.1
AdvAuto	AAP	.24	.1	30	170.91	78.81	880	169.55	+70.1
AdvDisp n	ADSW	...	...	...	27.93	21.50	251	27.59	+15.2
AdvDrainS	WMS	.32	1.0	28	33.50	17.90	355	32.85	+37.7
Advansx n	ASIX	...	...	...	46.51	32.29	114	35.40	-15.9
AdvOil&Gs	AAV	...	...	4	6.70	2.37	138	2.50	-41.9
AdvClayCv	AVK	1.13	7.2	...q	16.50	14.62	89	15.74	-.9
AdvCCvII	AGC	.56	9.8	...q	6.28	5.40		5.69	-5.0
AdvClEnh	LCM	.84	10.9	...q	8.77	7.65		7.74	-7.1
AdSDorWr	AADR	.32e	.6	...q	64.00	47.31	42	52.15	-11.4
AdvPerHY	HYLD	3.54e	9.5	...q	37.20	35.62		37.10	+2.6
AdSNewT n	FNG	...	...	...	24.13	19.60	9	22.12	+3.0
AdvSh ef n	CWS	...	...	...	32.47	28.36		32.18	+2.7
AdvS Kor n	KOR	...	...	...	32.69	26.00	0	26.82	-13.5
AdvSmCap	SCAP	...	...	...	42.75	32.56	1	40.30	+15.1
AdvPacFlt	FLRT	1.56e	...	...q	50.09	48.52		48.77	-1.2
AdvSSage	HOLD	.41e	.4	...q	103.68	99.03		99.45	+.2
AdvNfltMS	MINC	1.34e	2.8	...q	48.82	46.31	29	47.90	-1.0
AdvSStarG	VEGA	...	...	...q	32.34	29.58		32.14	+4.2
Adv GlEch n	GIVE	...	...	...					
AdvTrTabs	TTFS	.47e	.7	...q	75.63	66.08	2	71.25	-.3
AdvMeidll	MATH	...	...	...q	35.56	31.22		33.00	-2.3
AdMadGBd	FWDB	.73e	2.9	...q	27.29	24.20	0	25.34	-2.1
AdMadIntl	FWDI	.37e	1.3	...q	33.10	27.24		28.15	-9.4
AdMadDm	FWDD	.18e	.3	...q	57.19	49.23		55.92	+4.6
▼AdvActBear	HDGE	...	...	...q	8.64	7.28	67	7.28	-7.1
Aecom	ACM	...	...	12	39.90	30.95	646	33.01	-11.1
AegeanMP	**ANW**	**.08**	**5.4**	**4**	**5.15**	**.60**	**875**	**1.48**	-65.6
Aegon	AEG	.25e	3.9	...	7.48	5.50	1910	6.44	+2.2
Aegon cap	AEH	1.59	6.2	...	26.52	25.40	53	25.60	-.9
Aegon 6.5	AED	1.63	6.3	...	26.83	24.55	51	25.72	-.9
Aegon flt	AEB	.77	3.2	...	25.49	23.55	7	24.26	+.3
Aegon42	AEK	2.00	7.9	...	27.04	25.50		25.28	-4.7
AerCap	AER	...	...	9	58.30	48.29	1028	57.31	+8.9
Aerocntry	ACY	...	...	3	17.34	12.05	1	15.70	+3.0
AerohiveN	HIVE	...	...	...dd	6.50	3.55	144	4.05	-30.5
AerojetR	AJRD	...	...	...dd	37.70	24.41	563	33.49	+7.3
Aetna	AET	2.00	1.0	20	206.66	149.69	2067	205.20	+13.8
AffilMgrs	AMG	1.20	.8	11	216.99	140.43	241	146.01	-28.9
Agilent	A	.60	.8	84	75.00	60.42	2858	71.13	+6.2
Agnico g	AEM	.44	...	42	49.80	32.18	1564	35.15	-23.9
AgreeRlt	ADC	2.16	4.0	28	57.49	43.74	240	54.01	+5.0
Air Inds	AIRI	.60	41.4	...	1.95	1.27	22	1.45	-14.2
AirLease	AL	.40	.9	6	50.70	39.82	753	45.85	-4.7
AirProd	APD	4.40	2.6	25	175.17	149.68	659	170.42	+3.9
AirPrd wi	APD/WI	...	...	...					
Aircastle	AYR	1.12	5.3	7	25.30	18.97	217	21.14	-9.6
AlaPw pf Q	ALPpQ	1.25	5.0	...	27.05	24.49	14	25.09	-5.6
AlamoGp	ALG	.44	.5	25	120.58	88.12	45	96.03	-14.9
AlamosGld	AGI	.02	.4	...	7.37	4.06	1496	4.67	-28.3
AlaskaAir	ALK	1.28	1.8	9	82.68	57.53	996	69.75	-5.1
AlbnyIn	AIN	.68	.9	35	82.20	53.50	160	78.90	+28.4
Albemarle	ALB	1.34f	1.3	17	144.99	86.75	1520	106.60	-16.6
Alcoa Cp	AA	...	...	22	62.35	40.03	3845	42.93	-20.3
AlexB Inc	ALEX	.28	1.2	32	30.35	20.83	271	23.08	-16.8
Alexanders	ALX	18.00	5.2	...	436.80	332.98	6	345.81	-12.6
AlexREE	ARE	3.72	2.9	32	134.37	114.00	465	126.24	-3.3
AlxRE pfD	AREpD	1.75	5.0	...	37.59	33.35		34.96	-5.5
AlexcoR g	**AXU**	...	...	...	**1.79**	**1.00**	**196**	**1.15**	-27.7
AlgonPw n	AQN	.51f	...	...	11.34	9.45	151	10.56	-5.4
Alibaba	BABA	...	...	49	211.70	152.85	22668	165.88	-3.8
Timmins g	TGD/O	...	...	1				.48	
Alio Gld rs	**ALO**	...	...	...	**4.94**	**.63**	**205**	**.76**	-79.3
▲AllegCp	Y	...	...	...cc	646.55	529.81	51	646.99	+8.5
AllegTch	ATI	...	...	...dd	30.25	21.02	1532	28.51	+18.1
▲Allegion	ALLE	.84	.9	...	91.07	73.85	692	90.91	+14.3
Allergan	AGN	2.88	1.5	12	227.54	142.81	2323	192.51	+17.7
Allergn pfA	AGNpA	55.00	10.1	...	813.36	541.23		543.50	-7.3
Allete	ALE	2.24	2.9	23	81.24	66.64	314	76.11	+2.4
AlliCAMun	AKP	.70	5.2	...q	14.11	12.49	21	13.45	-1.0
AlliData	ADS	2.28	.9	14	278.33	192.02	575	247.80	-2.2
▼AlliBNtlMu	AFB	.75	6.1	...q	14.13	12.24	51	12.31	-8.1
AlliBGlbHi	AWF	.84	7.2	...q	13.12	11.46	124	11.61	-9.0
AlliNYMun	AYN	.67	4.7	...q				14.29	
AlliBern	AB	2.57e	8.4	14	31.23	23.80	156	30.65	+22.4
AlliantEg s	LNT	1.34	3.1	22	45.52	36.84	902	43.12	+1.2
AlliGlCvInc	NCV	.78	11.1	...q	7.28	6.41	168	7.03	
AlliGblCv2	NCZ	.69	11.1	...q	6.38	5.70	220	6.21	
AlliNFJDv	NFJ	1.20	9.1	...q	13.81	12.29	458	13.15	+.8
AlliGlEqCv	NIE	1.52	6.5	...q	23.96	19.47	94	23.21	+9.8
Allz24Tgt n	CBH	...	...	...	10.05	8.75	17	9.20	+1.1
AllnzgDI&Cv	ACV	2.00	8.1	...q	25.31	20.34	30	24.64	+12.8
AlldCap47	AFC	1.72	6.7	...	26.31	25.14	3	25.72	+.9
▲AllisonTrn	ALSN	.60	1.1	19	52.73	34.63	993	52.98	+23.0
Allstate	ALL	1.84	1.8	15	105.36	88.29	1159	102.03	-2.6
Allstat pfA	ALLpA	1.41	5.6	...	26.20	24.63	16	25.17	-1.7
Allstate 53	ALLpB	1.28	5.0	...	27.28	25.10	15	25.52	-2.7
Allstat pfC	ALLpC	1.69	6.6	...	26.91	25.39		25.56	-1.8
Allstat pfD	ALLpD	1.66	6.4	...	27.98	25.60	40	25.78	-2.3

Name	Ticker Symbol	Div	Yield	PE	52-week High	Low	Vol 1000s	Last	YTD %Chg
Allstat pfE	ALLpE	1.66	6.4	...	27.29	25.65	37	25.80	-1.7
Allstat pfF	ALLpF	1.56	6.0	...	27.59	25.02	14	26.05	-2.1
AllyFincl	ALLY	.60f	2.2	12	31.29	22.66	4596	27.58	-5.4
AlmadM n	AAU	...	...	...	1.24	.56	123	.63	-39.1
AlpUSQVal	QVAL	1.35e	4.3	...q	33.51	26.21	7	31.75	+3.4
AlpValuIntl	IVAL	1.35e	4.3	...	35.03	29.45	9	31.21	-5.6
AlpMoIntQ	IMOM	...	...	...q	33.00	26.61	2	28.35	-6.7
AlpMoUSQ	QMOM	...	...	...	34.33	26.29	5	33.22	+16.1
AlpArcVl n	VMOT	...	...	...	31.39	26.57	13	29.00	+.1
AlphaPro	APT	...	...	18	4.25	3.15	25	3.65	-8.8
AlpGDDiv	AGD	.78	7.6	...q	11.55	10.18		10.33	-4.4
AlpGPPrp	AWP	.60	9.6	...q	6.98	5.99		6.23	-7.6
AlpTotDiv	AOD	.69	7.8	...q	10.03	8.65		8.79	-7.2
AlpsETF	GRI	1.52e	3.4	...q	47.47	40.28	2	44.26	-1.5
AlpsEqSect	EQL	1.83e	2.5	...q	73.76	65.11	2	73.60	+5.8
AlpDisrTc n	DTEC	...	...	...	30.48	24.40	18	29.85	+18.4
AlpBzSoMed	BUZ	...	...	...	38.64	29.69	3	38.58	+20.4
AlpsRivFlex	RFFC	...	...	...	36.59	30.68	41	36.35	+4.7
Alps RivDiv	RFDA	...	...	...	33.92	29.42	31	33.73	+6.5
AlpRvrCare	RFCI	...	...	...	26.24	23.73	31	23.82	-3.6
AlpRivUncn	RFUN	...	...	...	26.54	24.98	24	25.31	-2.8
AlpSprtJG	SGDJ	...	...	...q	37.25	22.99	24	25.22	-24.9
AlpMedBrk	SBIO	...	...	...q	39.50	29.15	46	37.92	+15.6
AlpSprotG	SGDM	.12e	.8	...q	22.54	14.69	14	15.80	-23.7
AlpWkplEq	EQLT	.42e	1.1	...q	40.00	34.04	1	38.77	+7.0
AlpEDvDg	EDOG	.73e	3.5	...q	27.38	20.53	7	21.08	-17.1
AlpAlerEn	ENFR	1.35e	6.0	...q	24.16	19.24	19	22.39	-3.0
AlpIntDvDg	IDOG	1.47e	5.5	...q	30.26	26.02	50	26.89	-6.1
AlpBarr400	BFOR	.25e	.5	...q	46.25	38.14	5	45.64	+9.8
AlpRivStInc	RIGS	.30e	1.2	...q	25.76	24.23	55	24.51	-2.5
AlpsDvDog	SDOG	1.40e	3.0	...q	49.27	41.57	122	46.46	+1.4
AlpAlerMLP	AMLP	1.35e	12.5	...q	11.89	9.01	9396	10.83	+.4
Alteryx n	AYX	...	...	...	63.18	18.80	862	58.21	+130.4
Altice n	ATUS	...	...	...dd	25.56	14.60	10490	19.21	+.7
AltisrcAst	AAMC	...	...	...dd	103.20	55.00	1	60.88	-25.4
AltisResid	RESI	.60	5.9	...dd	12.08	9.87		10.22	-13.8
Altria	MO	3.20	5.1	20	74.38	53.91	5052	62.26	-12.8
AlumChina	ACH	...	...	...	23.54	9.20	44	10.76	-40.0
ATrFn pfA	AFSIpA	1.69	9.9	...	24.68	13.96	4	17.10	-17.0
AmTrF pfB	AFSIpB	1.81	10.1	...	25.23	12.92	9	17.86	-18.3
AmTrF pfC	AFSIpC	1.91	10.3	...	25.23	14.91	14	18.50	-17.7
AmTrF pf F	AFSIpF	...	...	...	23.48	13.93	21	17.11	-16.7
AmTrF pfE	AFSIpE	...	...	...	25.71	14.80	22	19.25	-16.0
AmTrFn 7.5	AFST	...	...	...	26.94	23.30	10	24.88	-3.9
AmTrFn 55	AFSS	1.81	7.6	...	26.00	21.41	12	23.87	-4.5
AmTrF pfD	AFSIpD	1.88	10.0	...	25.08	14.42	14	18.72	-15.6
AmberRd	AMBR	...	...	...dd	10.29	6.14	173	8.83	+20.3
Ambev	ABEV	.05e	1.1	8	7.43	4.28	22732	4.62	-28.5
AmbowEd n	AMBO	...	...	...					
Ameren	AEE	1.83	2.9	23	66.11	51.89	1655	64.13	+8.7
Ameresco	AMRC	...	...	22	15.35	7.30	83	13.35	+55.2
AMovilL	AMX	.17e	1.0	24	19.91	14.85	1125	16.56	-3.4
AmMovl A	AMOV	...	...	...	19.87	14.77	1	16.42	-3.4
AmAssets	AAT	1.08f	2.9	24	41.69	30.62	237	37.61	-1.6
AmAxle	AXL	...	...	5	20.27	13.96	2040	18.94	+11.2
AmCampus	ACC	1.84	4.4	51	48.66	34.52	421	41.94	+2.2
AEagleOut	AEO	.55	2.3	17	29.88	12.51	3234	23.80	+26.6
AEP	AEP	2.48	3.5	17	78.07	62.71	2054	71.08	-3.4
AEqInvLf	AEL	.24f	.7	15	38.56	27.06	435	36.74	+19.6
▲AmExp	AXP	1.40	1.3	16	110.46	86.95	2845	111.11	+11.9
AFnclGrp	AFG	1.40	1.2	20	121.69	100.75	279	114.34	+5.3
AFnclGp 54	AFGE	1.56	6.1	...	26.92	25.20	4	25.61	-2.3
AFnclGp 55	AFGH	1.50	5.9	...	27.11	25.00	30	25.31	-3.5
AHm4Rent	AMH	.20	.9	...	23.34	18.39	1545	22.67	+3.8
AHm4R pfC	AMHpC	1.38	4.8	...	28.94	27.85		28.36	-.3
AHm4Rn pfD	AMHpD	1.63	6.5	...	27.60	24.61	17	24.99	-8.7
AHm4R pfE	AMHpE	1.59	6.5	...	27.53	24.53	10	24.65	-8.0
AH4Rn pfG	AMHpG	1.47	6.3	...	26.38	22.27	5	23.44	-6.9
AHm4R pfF	AMHpF	...	...	...	26.27	22.43	11	23.31	-8.8
AIG wt	AIG/WS	...	...	...	23.10	17.05		20.10	+10.9
AmIntlGrp	AIG	1.28	2.4	...dd	65.55	49.57	5018	54.32	-8.8
▼AmLorain	**ALN**	...	...	...dd	**.40**	**.14**	**226**	**.15**	-15.3
AMidstrm	AMID	.41	6.9	...dd	15.25	5.30	175	6.00	-55.1
AmrRlty	ARL	...	...	...dd	21.57	8.51	3	17.95	+39.7
AmRenAs n	ARA	...	...	...	24.07	9.91	95	20.79	+19.5
AmShrd	AMS	...	...	14	3.28	2.25	9	3.00	+15.5
AmStsWtr	AWR	1.02	1.7	36	61.66	47.53	232	59.25	+2.3
AmTower	AMT	3.16f	2.1	43	155.28	130.37	1021	148.73	+4.2
ATowr pfB	AMTpB	5.50	4.7	...	135.99	114.00		117.60	-6.5
AVangrd	AVD	.08	.4	...cc	24.00	18.01	56	20.25	+3.1
AmWtrWks	AWK	1.82	2.1	38	92.37	76.04	745	88.43	-3.3
AmerSilvr n	USAS	...	...	...				3.65	
Amerigas	APU	3.80	9.4	33	48.37	39.01	93	40.37	-12.7
Ameriprise	AMP	3.60	2.4	12	183.90	129.87	793	149.42	-11.8
AmeriBrgn	ABC	1.52	1.7	11	106.27	71.90	1028	91.06	-.8
Ametek	AME	.56f	.7	34	81.65	64.81	881	81.38	+12.3
AmiraNatF	ANFI	...	...	...	6.21	1.57	77	1.71	-59.0
Ampco	AP	...	...	...dd	18.60	6.30	88	6.90	-44.4
Amphenol	APH	.92	1.0	37	97.56	80.42	1177	96.06	+9.4
AmpioPhm	AMPE	...	...	...	4.95	.35	1020	.52	-87.3
AmpSrLn n	YESR	...	...	...	28.57	23.85		24.02	-1.6
AmpDivOpt	DIVO	...	...	...	31.01	26.55	4	30.09	+3.8
AmplOil n	AMLX	...	...	...	13.72	9.17		9.61	-15.7
Ampliph rs	APHB	...	...	...dd	2.05	.76	107	.89	-11.6
Amrep	**AXR**	...	...	...	**9.88**	**6.44**	**8**	**9.24**	+31.6
Anadarko	APC	1.00	1.6	74	76.70	43.26	2637	63.86	+19.1
Anadrk 18	AEUA	3.75	11.4	...	40.48	28.60		32.89	-5.1
Andeavor	ANDV	2.36	1.5	23	157.65	89.58	1705	152.56	+33.4
AndeavLog	ANDX	4.12	8.3	25	55.21	40.66	583	49.90	+8.0
Anf DvAlt n	DALT	...	...	...	10.90	9.62	10	10.48	+3.1
AnglogldA	AU	...	...	...	12.00	7.08	3499	8.74	-14.2
ABInBev	BUD	3.19e	3.5	23	126.50	87.32	1913	91.93	-17.6
Anixter	AXE	...	...	16	88.85	56.25	125	73.15	-3.8
Annaly	NLY	1.20e	11.6	12	12.58	9.95	12471	10.31	-13.3
Annaly pfC	NLYpC	1.91	7.5	...	25.99	25.00	11	25.47	-.1
Annaly pfD	NLYpD	1.88	7.4	...	25.81	24.06	41	25.37	
Annaly pfG	NLYpG	1.63	6.8	...	24.86	23.35	69	24.14	-2.6
Annaly pfF	NLYpF	...	...	...	26.59	24.54	53	25.46	-1.4
Annaly pfE	NLYpE	1.91	7.6	...	25.69	25.12		25.26	
Antero n	AMGP	.16e	.9	...	22.39	14.85	250	17.12	-13.2
AnteroMid	AM	1.56f	5.1	24	34.18	24.20	219	30.41	+4.7
AnteroRes	AR	1.00	5.1	41	22.69	16.31	4059	19.79	+4.2
▲Anthem	ANTM	3.00	1.1	17	274.00	179.40	1248	274.12	+21.8
Anthem un	ANTX	2.63	4.6	...	64.78	50.70		56.86	+1.5
Anworth	ANH	.60	12.7	10	6.20	4.55	380	4.74	-12.9
Anwrth pfA	ANHpA	2.16	8.0	...	27.49	25.35	1	26.85	+1.6
Anwrth pfB	ANHpB	1.56	6.1	...	30.12	24.60	1	25.75	-6.2
Anwrth pfC	ANHpC	1.91	7.5	...	25.59	24.46	2	25.39	+.9
▲Aon plc	AON	1.60	1.0	31	155.42	130.87	880	155.16	+15.8
Apache	APA	1.00	2.2	29	49.59	33.60	3559	45.67	+8.2
AptInv	AIV	1.52	3.4	26	45.77	37.97	860	44.46	+1.7
AptInv pfA	AIVpA	1.72	6.5	...	27.80	25.52	2	26.26	-4.2
ApolloCRE	ARI	1.84	9.6	12	19.57	17.56	850	19.22	+4.2
ApoCRE pfA	ARIpA	2.16	...	...					
ApoCRE pfC	ARIpC	...	...	...	25.88	24.80	9	25.77	-.2
ApolloGM	APO	1.95e	5.5	12	37.35	28.00	1006	35.21	+5.2
ApollG pfA	APOpA	1.59	6.3	...	26.62	23.98	13	25.13	-4.4
ApolG pfB	APOpB	1.59	6.4	...	25.55	24.25	58	24.70	-.5
ApolloI 43	AIY	1.72	6.8	...	26.70	24.99	13	25.44	-2.4
ApollSrFlt	AFT	1.08a	6.7	...q	18.69	15.94	26	16.11	-.7
ApolloTact	AIF	1.20a	7.7	...q	16.39	15.27	34	15.65	-.6
AppHReit n	APLE	1.20	6.9	39	20.19	16.72	1196	17.42	-10.7
ApldIndlT	AIT	1.20	1.5	22	81.20	59.70	120	81.05	+19.0
Aptargrp	ATR	1.28	1.2	32	112.31	79.97	204	110.49	+28.1
Aptiv	APTV	.22	.2	17	103.23	79.20	2324	89.77	+5.8
AquaAm	WTR	.88f	2.4	27	39.55	32.37	435	37.12	-5.4
Aquantia n	AQ	...	...	...	18.49	9.60	322	13.08	+15.4
Acquavnt n	WAAS	...	...	...	18.72	10.87	93	18.30	+17.9
Aramark	ARMK	.90f	2.1	21	46.09	36.29	940	43.04	+.7
ArborRT	ABR	1.00	8.6	9	12.35	7.88	1616	11.57	+33.9
Arbor prA	ABRpA	2.06	8.0	...	26.32	24.81	1	25.63	+1.2
ArborR pfB	ABRpB	1.94	7.6	...	25.95	24.59	0	25.52	-.2
ArborR pfC	ABRpC	2.13	8.1	...	26.58	25.51	2	26.34	+.6
ArborRT 21	ABRN	1.84	7.3	...	25.87	25.23		25.26	-.7
ArcLogist	ARCX	1.76	10.7	23	17.17	16.16		16.51	
ArcelorM rs	MT	.10p	...	8	37.50	24.74	5419	32.38	+.2
ArchCoal	ARCH	1.60	1.8	8	102.61	68.95	224	90.58	-2.8
ArchDan	ADM	1.34	2.7	21	51.11	38.59	1810	50.33	+25.6
Archrock	AROC	.53f	4.4	24	13.75	8.25	786	11.95	+13.8
Arconic	ARNC	.24	1.1	...dd	31.17	16.47	2483	22.60	-17.1

Name	Ticker Symbol	Div	Yield	PE	52-week High	Low	Vol 1000s	Last	YTD %Chg
Arconic pf	ARNCp	3.75	4.4	...	92.00	83.95		85.81	
Arconic pfB	ARNCpB	2.69	6.9	...	42.08	38.65		38.90	
ArcosDor	ARCO	...	...	...cc	10.80	6.05	522	6.75	-34.8
ArcusBio n	RCUS	...	...	...	19.67	10.80	140	13.87	-19.4
Ardaugh n	ARD	.56	3.4	...	22.33	14.77	65	16.64	-21.1
ArdmoreSh	ASC	...	...	...dd	9.05	6.40	91	6.85	-14.4
AresCmcl	ACRE	1.16f	8.3	12	14.77	11.96	88	13.98	+8.4
AresDyCr	ARDC	1.40	8.9	...q	16.73	15.70	49	15.80	-3.8
AresMgmt	ARES	1.05e	4.6	15	25.95	18.00	665	22.95	+14.8
AresMg pfA	ARESpA	1.75	6.7	...	27.29	25.31	10	26.29	-.8
Argan	AGX	1.00	2.3	15	69.95	34.90	241	44.15	-1.9
ArgoGp42	ARGD	1.63	6.5	...	25.51	25.00	14	25.15	-.5
ArgoGpInt	ARGO	1.08b	1.8	13	65.90	49.65	56	60.20	+12.3
AristaNetw	ANET	...	...	49	313.37	177.92	744	273.05	+15.9
ArkInnova	ARKK	...	...	...q	49.87	33.24	225	48.33	+30.3
ArkIndInno	ARKQ	...	...	...q	37.47	30.78	15	36.86	+11.9
ArkGenom	ARKG	...	...	...q	34.69	23.41	205	33.66	+37.4
ArkWebX.O	ARKW	.94p	.7	...q	59.98	39.51	110	57.61	+25.0
Ark 3dPr n	PRNT	...	...	...	27.21	22.65	10	26.69	+9.5
Ark IsrTc n	IZRL	...	...	...	22.32	19.16	4	21.81	+7.1
ArlingAst	AI	2.20	21.7	...dd	13.41	9.88	334	10.12	-14.1
ArlingAst23	AIW	1.66	6.7	...	25.21	23.58		24.60	+.7
ArlingAst25	AIC	1.69	7.1	...	24.85	23.05	3	23.89	-1.4
ArlAsst pfB	AIpB	1.75	7.2	...	25.85	22.97		24.33	-2.4
ArmadaHof	AHH	.80	5.4	19	16.17	12.73	289	14.80	-4.7
ArmrR pfA	ARRpA	2.06	8.0	...	25.75	23.71	8	25.60	+.6
ArmrR pfB	ARRpB	1.97	7.9	...	25.25	24.09	17	25.03	
ArmourR rs	ARR	2.72	11.9	6	27.29	21.40	468	22.79	-11.4
ArmsFloor	AFI	...	...	57	20.46	12.03	253	20.11	+18.9
ArmstrWld	AWI	...	...	16	73.45	48.45	485	70.00	+15.6
ArmstW wi	AWI/WI	...	...	...				41.30	
ArrwDJYld	GYLD	1.59e	9.1	...q	19.24	16.98	8	17.38	-3.4
ArrowEl	ARW	...	...	11	87.26	72.31	394	78.15	-2.8
ArwQVMEq	QVM	...	...	...q	30.15	25.86		29.40	+6.0
ArtisanPtr	APAM	2.40a	7.2	22	41.45	29.55	240	33.20	-15.9
AskanoG g	AKG	...	...	...	1.38	.43	261	.87	+23.2
AsburyA	ABG	...	...	10	77.75	54.51	135	72.60	+13.4
AshfordHT	AHT	.48	7.6	...dd	8.66	5.42	626	6.33	-5.9
Ashfrd pfD	AHTpD	2.11	8.1	...	26.29	25.06	0	26.16	+3.9
AshfHT pfF	AHTpF	1.84	7.6	...	25.50	22.21	40	24.20	-4.7
AshfrH pfG	AHTpG	1.84	7.7	...	25.39	22.23	11	23.99	-4.5
AshfrdH pfH	AHTpH	1.88	7.7	...	25.47	22.44	3	24.50	-3.6
AshfrdH pfI	AHTpI	1.88	7.8	...	25.16	22.62	29	24.20	-3.6
Ashford	AINC	...	...	23	109.82	53.00	7	87.02	-6.4
Ashland	ASH	1.00f	1.2	48	86.63	63.86	324	86.10	+20.9
AsiaPc	APB	.61e	2.2	...q	15.71	12.78	17	13.40	-7.0
AsiaTigr	GRR	.07e	.6	...q	11.49	10.08		10.92	+4.9
AspenAero	ASPN	...	...	...dd	5.58	4.03	7	4.76	-2.5
AspenIns	AHL	.96	2.3	...dd	46.10	34.80	646	41.55	+2.3
Aspen pfC	AHLpC	1.49	5.9	...	28.35	25.21	13	25.45	-6.7
AspIns pfD	AHLpD	1.41	5.9	...	26.60	23.85	9	23.91	-7.3
AscBnc pfC	ASBpC	1.53	6.0	...	27.50	25.28	4	25.54	-6.0
▼AsscBc pf D	ASBpD	...	...	...	26.16	23.90	6	23.85	-8.1
AsscdBanc	ASB	.60	2.2	17	29.03	22.95	1289	27.10	+6.7
AsdBan wt	ASB/WS	...	...	...				2.80	
AssocCap n	AC	.20	.5	...	42.50	33.10	5	39.50	+15.8
Assurant	AIZ	2.24	2.1	52	111.43	84.34	864	105.61	+4.7
AssuredG	AGO	.64	1.5	8	42.83	32.97	689	42.29	+24.9
AsdGMu01	AGOpB	1.72	6.7	...	26.37	25.36	6	25.75	-1.0
AsdGMu02	AGOpE	1.56	6.2	...	26.82	24.81	5	25.22	-3.6
AsdGMu03	AGOpF	1.40	5.6	...	25.81	24.13	10	24.95	-.4
AsteriasBio	AST	...	...	...dd	3.74	1.20	149	1.40	-37.8
AstraZen s	AZN	1.37e	3.6	9	39.76	31.99	1822	37.72	+8.7
AtHomGr n	HOME	...	...	46	40.97	20.07	1281	33.69	+10.9
Atento SA	ATTO	.34p	...	15	12.90	5.45	101	8.20	-19.2
Athene n	ATH	...	...	...	55.22	43.09	1281	53.22	+2.9
AtkoreInt n	ATRK	...	...	...	28.67	17.61	187	26.49	+23.5
AtlPwr g	AT	.12	...	...dd	2.60	1.80	217	2.20	-6.4
ATMOS	ATO	1.94	2.1	17	95.22	76.46	406	93.31	+8.6
AurynRs n	AUG	...	...	...	2.53	.97	148	1.05	-36.0
AutoNatn	AN	...	...	11	62.02	42.87	555	44.47	-13.4
Autohome	ATHM	...	...	7	119.50	52.93	553	80.70	+24.8
Autoliv	**ALV**	**2.32**	**2.5**	**15**	**115.42**	**83.94**	**1200**	**93.48**	+2.1
AutoZone	AZO	...	...	16	797.89	533.00	394	761.91	+7.1
Auxilio n	AUXO	...	...	32				3.47	
Avalara n	AVLR	...	...	...	59.40	32.10	334	41.42	-6.1
AvalonHld	AWX	...	...	...dd	20.20	1.84	101	3.86	+93.0
AvalonBay	AVB	5.88	3.2	24	188.91	152.65	447	184.13	+3.2
Avangrid n	AGR	1.76f	3.6	39	54.55	45.17	212	49.13	-2.9
AvanosMd	AVNS	...	...	31	66.22	41.51		63.75	+38.0
AvayaHl n	AVYA	...	...	18	23.76	19.08	906	21.15	+5.8
AvelCSFd	ACP	1.44	10.9	...q	14.93	13.31		13.24	-5.6
AveryD	AVY	2.26	2.0	37	123.67	97.02	455	112.58	-2.0
Avianca	AVH	.18e	3.1	...	9.76	5.12	52	5.78	-28.0
▼AvinoSG g	**ASM**	...	...	...	**1.68**	**.85**	**995**	**.79**	-41.2
Avista	AVA	1.49	2.9	29	52.91	47.50	694	51.33	-.3
Avon	AVP	...	...	24	2.99	1.38	7421	2.40	+11.6
Axalta	AXTA	...	...	76	38.20	28.04	5702	30.35	-6.2
AXIS Cap	AXS	1.56	2.7	...dd	60.69	47.43	302	58.35	+16.1
AXIS pfD	AXSpD	1.38	5.7	...	25.98	23.79	13	23.99	-4.9
AxisCap pfE	AXSpE	...	...	...	25.85	23.39	38	24.15	-4.1
Azul n	AZUL	...	...	...	35.05	15.53	1020	17.98	-24.5
AzurePwr n	AZRE	...	...	...	18.10	12.53	13	15.30	+7.7

- B -

Name	Ticker Symbol	Div	Yield	PE	52-week High	Low	Vol 1000s	Last	YTD %Chg
B&G Foods	BGS	1.90	6.2	9	39.75	22.00	480	30.85	-12.2
B2gold g	BTG	...	...	28	3.30	2.10	2905	2.27	-26.8
BB&T Cp	BBT	1.62f	3.1	15	56.31	44.14	2607	51.57	+3.7
BB&T pfD	BBTpD	...	...	...	26.35	24.87	29	25.48	+.1
BB&T pfE	BBTpE	1.41	5.7	...	26.20	24.49	83	24.93	-1.3
BB&T pfF	BBTpF	1.30	5.3	...	25.67	23.50	35	24.63	-1.6
BB&T pfG	BBTpG	1.30	5.3	...	25.85	23.57	22	24.65	-2.0
BB&T pfH	BBTpH	1.41	5.6	...	27.33	24.95	23	25.14	-6.9
BBVABFrn	**BFR**	**.25e**	**2.1**	...	**27.45**	**7.11**	**2470**	**12.12**	-51.9
BBX Cap n	BBX	.04f	.5	9	10.17	6.32	306	7.52	-5.6
BCE g	BCE	3.02	...	...	49.06	39.76	541	40.61	-15.4
BG Staffing	BGSF	1.20	4.6	30	29.59	14.65	44	25.88	+62.4
BGCPtrs 42	BGCA	2.03	8.1	...	26.58	25.25		25.16	-2.9
BHP BillLt	BHP	1.66e	3.4	...	52.62	39.92	1463	48.27	+5.0
BHPBil plc	BBL	1.66e	3.8	...	47.92	34.96	1003	43.16	+7.1
BP MidPt n	BPMP	...	...	...	23.00	16.83	345	19.00	-7.6
BP PLC	BP	2.38	5.3	24	47.83	36.15	9096	44.57	+6.0
BP Pru	BPT	3.60e	11.0	6	34.00	18.65	155	32.70	+62.7
BRF SA	BRFS	...	...	...	15.50	4.65	1498	5.33	-52.7
BRT	BRT	.80f	6.8	9	14.20	9.58	74	11.83	+.3
BT Grp s	BT	.99e	6.5	...	19.79	13.53	583	15.13	-17.0
BWX Tech	BWXT	.64	1.0	32	72.18	53.47	617	62.89	+4.0
B&W Ent n	BW	...	...	...dd	7.66	.99	399	1.08	-81.0
BabShDHi	BGH	1.84	9.4	...q	20.83	18.35	52	19.51	+.7
BadgerMtr s	BMI	.60f	1.1	55	56.40	41.00	122	54.35	+13.7
BakHuGE n	BHGE	.72f	2.2	...cc	38.10	25.53	2176	32.46	+2.6
BallCorp s	BLL	.40	.9	23	45.21	34.71	3810	44.39	+17.3
Ballanty	BTN	...	...	...dd	6.60	3.40	5	4.00	-14.0
BanColum	CIB	1.27e	3.0	...	51.38	36.38	288	42.59	+7.4
BancCalif	BANC	.52	2.6	15	23.40	18.00	301	19.70	-4.6
BcCalif pfC	BANCpC	2.00	7.9	...	26.70	25.46		25.44	-3.0
BcCalif pfE	BANCpE	...	...	...	28.59	24.70	11	25.89	-2.0
BcCal pfD	BANCpD	1.84	7.1	...	26.76	25.58	3	26.03	-2.0
BcBilVArg	BBVA	.27e	4.0	...	9.54	5.96	4095	6.75	-20.6
BcoBrades s	BBDO	.02r	.4	...	11.90	5.49	0	6.20	-26.4
BcoBrad s	BBD	.06a	.8	...	11.98	6.50	12994	7.08	-24.0
BcoLatin	BLX	1.54	7.2	12	30.50	19.28	110	21.50	-20.1
BcoMacro	**BMA**	...	...	**5**	**136.10**	**32.00**	**2621**	**46.17**	-60.2
BcoSantSA	SAN	.21e	4.0	...	7.57	4.82	10401	5.41	-17.3
BcoSBrasil	BSBR	.29e	3.3	5	12.11	7.20	1182	8.72	-9.8
BcSanChile	BSAC	.85e	2.6	...	35.09	26.41	630	32.70	+4.6
BcoChile	BCH	2.12e	2.3	...	104.17	77.86	42	91.83	-2.7
BcpSouth	BXS	.68f	2.0	...	35.55	29.80	445	34.60	+10.0
Bcp NJ	BKJ	.24b	1.4	22	17.95	14.43	15	17.10	-1.6
BancFd pfA	BCVpA	1.34	...	...					
BancrftFd	BCV	1.16e	5.1	...q	24.19	19.66	19	22.79	+4.7
BkofAm	BAC	.60f	1.9	16	33.05	24.41	83045	31.19	+5.7
BkAML pfI	BMLpI	1.59	6.3	...	26.39	25.26		25.16	-3.2
BkAML pfJ	BMLpJ	1.02	4.2	...	25.09	22.64	12	24.51	+4.9
BkAm pfD	BACpD	1.55	6.2	...	26.16	25.32		25.05	-3.1
BkAm pfE	BACpE	1.02	5.0	...	24.78	23.03	18	24.15	+1.4
BkAm pfI	BACpI	1.66	6.6	...	26.87	25.00		25.29	-4.4
BkAm pfL	BACpL	72.50	5.6	...	1352.71	1187.95	18	1293.00	-2.0
BkAm pfW	BACpW	1.66	6.4	...	27.53	25.75	62	25.99	-4.3
BkAm pfY	BACpY	1.63	6.2	...	27.39	25.82	39	26.29	-2.7
BkAm wtA	BAC/WS/A	...	...	...	19.88	12.12		19.73	+12.4
BkAm wtB	BAC/WS/B	...	...	...	3.29	.58		3.24	+51.4
BkAm pfA	BACpA	...	...	...	27.51	25.25	59	26.07	-4.1
BkAm pfC	BACpC	...	...	...	27.83	25.41	59	26.17	-4.6
BkAML pfL	BMLpL	1.02	4.3	...	24.98	22.14	20	23.87	+1.6
BkAML pfH	BMLpH	.77	3.5	...	22.80	20.09	5	22.09	+2.2
BkAML pfG	BMLpG	.77	3.5	...	22.83	20.31	2	22.10	+2.1
Bk of But n	NTB	1.28	2.5	16	53.63	34.45	159	51.72	+42.5
BkHawaii	BOH	2.40	2.9	17	89.09	77.71	170	81.49	-4.9
BkMont g	BMO	3.84e	...	...	84.71	73.79	473	83.41	+4.2
BkNYMel	BK	1.12f	2.1	13	58.99	49.39	4530	53.33	-1.0
BkNYM pfC	BKpC	1.30	5.2	...	26.39	23.75	74	24.78	-1.4

STOCK GLOSSARY — **bt** - primary exchange listing BATS **cld** - issue has been called for redemption by company **d** - new intraday 52-week low **g** - dividends paid in Canadian funds, PE not shown **h** -Does not meet continued-listing standards **lf** - late filing with SEC **n** - stock was a new issue in the last year - the 52-week high and low figures are calculated from their start date **pf** - preferred stock issue **pr** - preferences **rs** - stock has undergone a reverse stock split, decreasing outstanding shares by at least 50 percent within the past year **rt** - right to buy security at a specified price **s** - historical prices have been adjusted for a split or distribution of 20 percent or more in the last 12 months. **wi** - trades will be settled when the stock is issued **wd** - when distributed **wt** - warrant, allowing a purchase of a stock **u** - new intraday 52-week high **un** - unit, including more than one security **v** - Trading halted on primary market **vj** - company in bankruptcy, receivership or being reorganized under the bankruptcy law - this appears in front of the name **DIVIDEND FOOTNOTES: a:** Extra dividend(s) paid, but are not included; **b:** Annual rate plus stock dividend; **c:** Dividend from a liquidating company; **e:** Declared or paid preceding 12 months; **f:** Annual rate, increased on last declaration. **i:** Declared or paid after dividend or split; **k:** Declared or paid this year, an accumulative issue with dividends in arrears; **r:** Declared or paid in last 12 months plus stock dividend; **m:** Annual rate, reduced on last declaration. **p:** Initial dividend, annual rate unknown; yield not shown. **t:** Paid in stock in preceding 12 months, estimated cash value on ex-dividend or ex-distribution date **PE footnotes q** - stock is a closed-end fund - no P/E ratio shown **cc** - P/E exceeds 99 **dd** - loss in last 12 months

Continued on **next page**

Continued from **previous page**

NYSE

Name	Ticker Symbol	Div	Yield	PE	52-week High	52-week Low	Vol 1000s	Last	YTD %Chg
BkNova g	BNS	3.28f	...	9	66.78	55.85	846	60.15	-6.8
BankUtd	BKU	.84	2.2	12	44.97	32.34	558	37.34	-8.3
BarHarbr s	BHB	.80f	2.7	20	32.48	26.10	23	29.20	+8.1
Br iPthCrd	OILB	...	...	...	74.18	49.71	3	72.56	+22.7
BarFlEur	FEEU	...	...	...q	148.71	111.39		120.10	-9.3
BarcFl HY	FIGY	...	...	...q	185.67	127.16		159.95	-6.5
BarcSPVeq	VQT	...	...	...q	181.89	149.35	0	173.00	+9.3
BarSelMLP	ATMP	1.17e	5.5	...q	22.97	17.78	10	21.29	+2.6
BiP Cmdty	DJP	...	...	...q	25.80	22.07	208	23.32	-4.5
BarcGsci36	GSP	...	...	...q	17.81	13.58	12	16.96	+9.2
BrcEnEu n	FLEU	...	...	...	180.26	130.97	0	138.05	-13.3
BiPNickel	JJN	...	...	...q	17.50	12.10		16.82	+9.3
BiPSPBWrt	BWV	...	...	...q	80.07	74.65		77.50	-1.3
BiP GCrb	GRN	...	...	...q	18.41	7.32		17.90	+75.1
BiPGbpUsd	GBB	...	...	...q	37.80	34.00		36.14	+3.1
BiPEurUsd	ERO	...	...	...q	46.90	41.28		45.01	+3.2
BiP Tin	JJT	...	...	...q	50.46	44.15		48.42	+5.5
BiPAg	JJA	...	...	...q	32.99	29.85		32.12	+5.6
BiP Softs	JJS	...	...	...q	32.57	28.21		28.21	-11.7
BiP PrM	JJP	...	...	...q	60.20	55.14		59.06	+1.8
BiP Plat	PGM	...	...	...q	21.06	17.86		18.68	-.8
BiP Lead	LD	...	...	...q	66.21	40.22		43.11	-26.1
BiP Cocoa	NIB	...	...	...q	35.77	21.73	20	25.55	+11.9
BiP Alum	JJU	...	...	...q	20.10	16.89		20.10	+.8
BarcBk prD	BCSpD	2.03	7.8	...	27.24	25.76	98	26.09	-2.2
BiPIndMet	JJM	...	...	...q	30.93	26.95		29.55	-3.1
BiPOpCur	ICI	...	...	...q	42.99	35.77		37.90	+5.1
BiPAsnGulf	PGD	.11e	.3	...q	50.00	40.00		40.10	-17.2
BiPGems38	JEM	3.18e	10.9	...q	33.00	28.25		29.20	-.1
BiPNG	GAZ	...	...	...q	.33	.23		.23	
BiPEngy	JJE	...	...	...q	6.92	5.37		6.54	+3.9
BarcBk prA	BCSpA	1.78	7.1	...				25.01	
BiP JpyUsd	JYN	...	...	...q	57.20	47.55		52.02	+9.4
BiPAsia8	AYT	1.21e	2.9	...q	45.81	38.77		42.16	+.7
B iPInvVIX	XXV	...	...	...q	45.60	36.44		37.00	-2.6
▲BarcCAPE	CAPE	...	...	...q	132.14	108.72	3	132.72	+13.9
BiPSPMLP	IMLP	1.22e	6.6	...q	19.89	15.44	5	18.60	+3.5
Barclay	BCS	.15e	1.6	...	12.55	9.06	3240	9.50	-12.8
iPthNtGs n	GAZB	...	...	...	47.02	36.56		38.75	-5.2
BiP SPVix	XVZ	...	...	...q	24.00	17.32		18.87	-17.7
Bar ef	VXA	...	...	...					
BrVxMdT rs	VXZ	...	...	...q	23.35	16.42	29	17.16	-1.9
B iPVxST rs	VXX	...	...	...q	56.50	25.59	29753	26.64	-4.6
BarcWomLd	WIL	...	...	...q	70.29	63.00		68.66	+2.3
Barings	BBDC	1.20	11.8	...	12.19	7.57	411	10.13	+25.7
Triangle 22	TCCA	1.59	6.4	...	25.66	24.09		24.98	-.6
TriangC 22	TCCB	1.59	6.4	...	25.62	23.99		24.99	-.8
BaringsCp s	MCI	1.20	7.8	...q	16.36	14.70	16	15.35	+.6
BaringsPt	MPV	1.08	7.3	...q	15.65	13.94	9	14.88	+5.5
BarcDisab	RODI	...	...	...q	70.00	70.00		70.00	
B&N Ed n	BNED	.60	10.4	21	9.10	4.93	214	5.76	-30.1
BarnesNob	BKS	.60	10.7	...dd	8.00	4.10	791	5.60	-16.4
Barnes	B	.64	.9	67	72.87	52.42	212	71.91	+13.7
Barnwell	BRN	...	...	...dd	2.95	1.63	6	1.93	-7.2
BarrickG	ABX	.12	1.1	59	17.14	9.53	14220	10.62	-26.6
BasicEn n	BAS	...	...	...	26.75	7.43	169	9.15	-61.0
BauschHl	BHC	...	...	7	27.79	10.94	6926	25.01	+20.4
▲Baxter s	BAX	.76	1.0	37	77.85	60.78	2294	77.69	+20.2
BaytexE g	BTE	...	...	5	4.85	2.30	2027	2.70	-10.0
BeazerHm	BZH	...	...	14	23.24	11.62	427	12.06	-37.2
BectDck	BDX	3.00	1.1	...cc	263.37	191.53	862	261.89	+22.3
BectDk pfA	BDXA	...	...	...	67.71	54.18	74	65.75	+13.6
Belden	BDC	.20	.3	13	87.15	53.65	177	71.85	-6.9
Belden pfB	BDCpB	...	...	...	114.45	74.97	37	96.02	-6.8
Belltrx g rs	BXE	...	...	1	3.10	.84	120	.93	-45.9
▲Belmond	BEL	...	...	...cc	17.10	10.30	953	17.05	+39.2
Bemis	BMS	1.24	2.6	20	53.00	40.86	335	48.30	+1.1
BenchElec	BHE	.60	2.4	36	35.80	23.98	745	25.10	-13.7
Berkley	WRB	1.52e	1.9	15	80.68	64.91	321	78.85	+10.0
Berkley pfB	WRBpB	1.41	5.7	...	25.94	23.67	44	24.67	-2.2
Berkly pfC	WRBpC	...	...	...	27.00	24.45	15	25.16	-3.9
Berkly pfD	WRBpD	1.44	5.9	...	26.50	24.10	76	24.60	-5.1
▲BerkHa A	BRK/A	...	...	27	332000.00	270250.03	0	333415.00	+12.0
▲BerkH B	BRK/B	...	...	30	221.32	180.27	5252	221.68	+11.8
BerkHBcp	BHLB	.88	2.0	19	44.25	34.40	220	43.15	+17.9
BerryPlas	BERY	...	...	19	61.71	45.24	633	50.53	-13.9
BestBuy	BBY	1.80	2.3	26	84.37	51.61	3429	79.56	+16.2
Best Inc n	BSTI	...	...	...	13.54	5.92	1249	6.50	-27.6
BigLots	BIG	1.20	2.9	11	64.42	36.20	725	41.42	-26.2
Biglari B	BH	...	...	5	269.58	177.45	18	187.21	-25.6
Biglari A	BH/A	...	...	...	1036.79	901.00	1	925.00	
BioAmber	BIOA	...	...	...dd	.72	.16		.16	-60.0
BioRadA	BIO	...	...	24	345.15	214.44	161	301.03	+26.1
BioRadB	BIO/B	...	...	77	324.25	218.30		297.67	+24.9
BiohvnPh n	BHVN	...	...	...	44.28	16.50	264	38.95	+44.4
BioPhrmX	BPMX	...	...	...dd	.38	.10	3884	.21	+87.3
BioTime	**BTX**	**...**	**...**	**3**	**3.16**	**1.98**	**384**	**2.48**	+15.3
BioTime wt	BTX/WS	...	...	...	.25	.11		.19	+52.0
BirksGrp	BGI	...	...	...	2.77	1.01	4	1.30	-.1
BitautoH	BITA	...	...	12	54.42	18.47	649	23.89	-24.9
BlkHillsCp	BKH	1.90	3.2	17	69.79	50.49	256	58.86	-2.1
BlkHCp un	BKHU	...	...	...	76.11	56.40	1	63.57	-3.9
BlKnight n	BKI	...	...	49	56.45	42.70	402	53.45	+21.1
BlkStMin n	BSM	1.35f	7.3	31	19.29	16.36	104	18.40	+2.6
BlackBerry	BB	...	...	...dd	14.55	9.46	4302	10.34	-7.4
BlackRock	BLK	12.52f	2.6	19	594.52	428.55	479	487.14	-5.2
Blrk22Gl n	BGIO	...	...	...	10.20	8.80	22	8.88	-9.4
▼BlkBldAm	BBN	1.58	7.4	...q	23.79	21.26	169	21.26	-8.3
BlkCA18	BJZ	.33	2.2	...q	15.35	14.37	4	14.91	+2.4
▼BlkCAIT	BFZ	.87	7.0	...q	14.67	12.34	134	12.33	-10.5
▼BlkCorBd	BHK	.78	6.1	...q	14.26	12.63	244	12.81	-8.8
BlkCpHiY	HYT	.84	8.0	...q	11.47	10.41	184	10.55	-3.6
BlkCrdAllo	BTZ	.97	7.8	...q	13.66	12.03	165	12.38	-7.1
BlkDbtStr rs	DSU	.82	7.3	...q	11.86	11.11	122	11.24	-3.9
BlkEngyRs	BGR	1.32	9.2	...q	15.77	12.82	62	14.36	+1.3
BlkEnhC&I	CII	1.20	7.0	...q	17.36	14.74	96	17.21	+5.1
BlkEEqDv	BDJ	.56	5.9	...q	9.65	8.03	350	9.56	+3.6
BlEnhGvIn	EGF	.66	5.1	...q	14.14	12.69	10	12.83	-4.3
BlkFltRtInc	FRA	.81	5.8	...q	14.63	13.69	97	13.82	+.2
BlkFloatR	BGT	.70	5.3	...q	14.33	13.02	55	13.13	-5.7
BlkFL2020	BFO	.37	2.6	...q	15.11	13.46	3	14.25	-1.2
BlkGlbOp	BOE	1.16	10.5	...q	13.08	10.47	145	11.08	-11.4
BlkHlthSci	BME	2.40	5.9	...q	42.25	32.81	40	40.88	+12.0
▼BlkIT	BKT	.37	6.5	...q	6.39	5.70	120	5.70	-7.6
BlkIntlG&I	BGY	.59	10.3	...q	6.85	5.63	297	5.73	-12.1
BlkIQM	BKN	.74a	5.5	...q	15.26	13.38	57	13.41	-10.1
BlkLtdD	BLW	.95	6.4	...q	16.30	14.77	67	14.90	-6.2
BlkLTMu	BTA	.65a	5.7	...q	12.52	11.09	36	11.39	-5.1
BlkMDMB	BZM	.65	4.2	...q	14.55	13.02		13.03	-4.3
BlkMATxE	MHE	.70a	5.4	...q	15.00	12.90		12.78	-8.3
BlkMultSec	BIT	1.40a	8.1	...q	18.77	16.56	84	17.30	-4.7
▼BlkMuIntD	MUI	.59a	4.6	...q	14.41	12.86	218	12.96	-6.9
▼BlkMuNYInt	MNE	.69	5.5	...q	14.43	12.51	16	12.57	-7.6
▼BlkMunihCA	MUC	.64	5.1	...q	15.19	12.68	147	12.58	-11.4
▼BlkMunHIQ	MFL	.86	7.0	...q	15.29	12.28	130	12.33	-15.7
▼BlMunhNYQ	MHN	.61a	5.1	...q	14.45	11.95	100	11.98	-10.5
▼BlMunhNJQ	MUJ	.71a	5.6	...q	14.85	12.64	65	12.67	-12.4
▼BlkMunihQ	MUS	.81	7.0	...q	14.08	11.61	26	11.62	-13.2
▼BlkMunHQ2	MUE	.82	6.9	...q	14.33	11.80	121	11.86	-14.7
▼BlMunyCAQ	MCA	.88	6.8	...q	15.69	12.86	160	12.84	-12.4
BlkMunyInv	MYF	.97	6.8	...q	15.78	13.58	23	14.30	-3.7
BlkMunyIQ	MFT	.85	6.8	...q	14.75	12.54	0	12.56	-9.9
BlkMYMIQ	MIY	.83	6.7	...q	14.35	12.37	113	12.40	-11.4
▼BlMunyNYQ	MYN	.57a	4.9	...q	13.37	11.56	100	11.52	-10.8
▼BlkMunyPaQ	MPA	.86	6.8	...q	14.69	12.68	48	12.69	-11.6
BlMunyQlty	MQY	.96	7.1	...q	16.09	13.35	57	13.51	-10.9
▼BlkMuniyQ3	MYI	.70	5.8	...q	14.73	12.06	253	12.03	-12.9
▼BlkMuniast	MUA	.65a	5.0	...q	15.84	13.04	41	13.05	-12.8
Blk2018	BPK	.06	.4	...q	15.06	14.71	48	15.06	+2.0
BlkMu2020	BKK	.47a	3.2	...q	15.73	14.75	56	14.80	-1.3
▼BlkMuBdT	BBK	.76a	5.5	...q	16.03	13.95	32	13.91	-8.2
▼BlkMuIIQ	BAF	.82	6.3	...q	15.58	13.07	14	13.06	-11.8
BlkMunIIT	BBF	.87	6.5	...q	15.80	12.75	38	13.27	-5.4
▼BlkMuIQT	BYM	.86	6.8	...q	15.03	12.74	52	12.78	-9.9
BlkMuIT	BFK	.78	6.2	...q	14.54	12.48	77	12.55	-10.9
BlkMuIT2	BLE	.95a	6.9	...q	15.55	13.31		13.93	-3.5
▼BlkMuTTT	BTT	.86a	4.2	...q	22.97	20.78	203	20.72	-7.3
▼BlkMunienh	MEN	.73a	7.2	...q	12.26	10.00	91	10.03	-14.0
BlkMunihld	MHD	.89a	5.9	...q	17.78	14.90	21	14.99	-9.3
▼BlkMunihd2	MUH	.81a	6.0	...q	15.99	13.55	30	13.46	-8.9
BlkMunvst	MVF	.64a	7.4	...q	9.91	8.58		8.63	-10.2
▼BlkMuniv2	MVT	.88a	6.6	...q	15.90	13.50	104	13.41	-13.2
BlkMunyAZ	MZA	.83	5.5	...q	17.40	14.50		15.03	-7.1
▼BlMunyldCA	MYC	.74a	6.1	...q	15.61	12.86	40	12.85	-13.1
BlkMuniyld	MYD	.80a	5.9	...q	15.43	13.04	70	13.46	-7.3
▼BlkMunyNJ	MYJ	.90	6.9	...q	16.63	13.03	60	13.05	-17.4
▼BlMunQlt2	MQT	.80	6.8	...q	13.81	11.75	32	11.75	-10.3
BlkNJMB	BLJ	.83a	6.1	...q	15.30	13.37		13.61	-7.6
BlkNJIT	BNJ	.76	5.5	...q	16.35	13.68		13.76	-8.6
BlkNY18	BLH	.03	.2	...q	14.98	14.66	6	14.92	+1.5
BlkNYMB	BQH	.74	5.7	...q	15.65	12.81	9	12.90	-12.4
BlkNYIQT	BSE	.69	5.5	...q	13.61	12.14	6	12.46	-5.3
▼BlkNYIT	BNY	.83	6.8	...q	15.35	12.20	46	12.23	-14.5
BlkNYMu2	BFY	.84	6.6	...q	15.76	12.73		12.79	-13.6
BlkRsCmdy	BCX	.79	8.7	...q	10.50	8.57	216	9.05	-7.4
BlkSciTch	BST	1.20	3.4	...q	35.83	23.93	92	35.60	+33.4
▼BlkStMT	BSD	.78a	6.4	...q	15.02	12.21	32	12.23	-10.6
BlkU&Inf	BUI	1.45	7.0	...q	21.74	19.08	38	20.63	-4.6
BlkVAMB	BHV	.83	5.3	...q	19.27	15.53		15.70	-8.8
BlkstFltRt	BSL	1.08	6.0	...q	18.51	17.01	38	18.04	+.2
BlkstGSOSt	BGB	1.26	7.9	...q	16.21	15.51	125	15.91	+1.3
▲Blackstone	BX	2.70e	7.1	14	38.00	29.58	3624	37.78	+18.0
BlkstnMtg	BXMT	2.48	7.2	13	34.58	29.51	1164	34.23	+6.4
BlkLSCrInc	BGX	1.18	7.2	...q	17.05	15.60	68	16.26	+2.1
BlockHR	HRB	1.00	3.9	9	29.81	22.45	1902	25.74	-1.8
BlonderT	BDR	...	...	...dd	2.20	.38	76	1.15	+89.8
▼BlueAprn n	**APRN**	**...**	**...**	**...dd**	**6.25**	**1.66**	**5726**	**1.87**	-53.6
BlueCapRe	BCRH	1.20	11.6	...dd	18.20	9.10	15	10.35	-14.1
BluegVac n	BXG	.60	3.3	...	26.22	13.00	107	18.45	+1.0
BlueLinx rs	BXC	...	...	11	46.42	7.57	200	36.80	+277.0
BluerkRsd	BRG	1.16	11.8	...dd	11.81	7.02	125	9.83	-2.8
BluerkRs pf	BRGpA	2.06	7.9	...	27.00	24.53	8	26.17	-.8
BluerkR pfD	BRGpD	1.78	7.3	...	25.92	20.84	2	24.55	-2.6
BluerkR pfC	BRGpC	1.91	7.5	...	26.38	22.48	2	25.61	+.6
Boeing	BA	6.84	1.9	34	374.48	248.91	4008	367.46	+24.6
BoiseCasc	BCC	.28	.7	14	49.30	31.40	707	39.35	-1.4
BonanzaCE	BCEI	...	...	...dd	40.38	23.66	189	29.47	+6.8
BootBarn	BOOT	...	...	14	31.62	7.37	486	28.21	+69.8
BoozAllnH	BAH	.76	1.5	24	52.56	35.21	1464	49.73	+30.4
BorgWarn	BWA	.68	1.5	13	58.22	42.06	2752	45.78	-10.4
BostBeer	SAM	...	...	36	329.95	150.58	164	294.95	+54.3
BostProp	BXP	3.80f	3.0	30	132.82	111.57	585	125.67	-3.4
BosProp pfB	BXPpB	1.31	5.4	...	26.36	22.69	6	24.35	-3.6
▲BostonSci	BSX	...	...	29	37.76	24.54	4684	37.82	+52.6
BldrG&IFd	BIF	.11a	1.0	...q	11.84	10.02	148	11.31	+2.0
BovieMed	BVX	...	...	...dd	7.62	2.28	86	7.21	+177.3
BowlA	BWL/A	.68	4.5	42	16.64	13.61	3	14.98	-.2
Box Inc n	BOX	...	...	...dd	29.79	17.25	2297	23.92	+13.3
BoydGm	BYD	.24	...	23	40.44	24.53	1465	34.46	-1.7
BradyCp	BRC	.85f	1.9	26	47.35	35.00	361	44.85	+18.3
BraemHot	BHR	.64	5.6	9	12.10	8.44	215	11.44	+17.6
AshHPr pfB	AHPpB	...	...	...	21.34	18.20		19.28	-3.6
Brandyw	BDN	.72	4.4	19	18.69	15.21	561	16.25	-10.7
BrasilAgro	LND	...	...	...	4.55	3.21	5	3.43	-2.1
Braskem	BAK	.78e	2.7	...	33.73	21.32	344	29.30	+11.6
BridgptEd	BPI	...	...	15	13.63	5.31	97	10.20	+22.9
BrigStrat	BGG	.56	2.7	12	27.34	16.26	281	20.54	-19.0
BrightHrz	BFAM	...	...	53	120.07	80.91	115	115.45	+22.8
BrghtSch n	BEDU	...	...	94	28.18	10.80	156	12.23	-34.5
BrghtSph	BSIG	...	...	...cc	16.31	11.89	236	12.91	-20.3
Brinker	EAT	1.52	3.1	15	54.14	29.94	1246	48.73	+25.5
Brinks	BCO	.60	.8	...dd	88.10	67.58	510	73.45	-6.7

Name	Ticker Symbol	Div	Yield	PE	52-week High	52-week Low	Vol 1000s	Last	YTD %Chg
BrMySq	BMY	1.60	2.6	61	70.05	49.96	4497	61.75	+.8
BristowGp	BRS	.28	2.4	...dd	18.91	8.22	419	11.78	-12.5
BritATob s	BTI	2.24e	4.8	...	71.45	46.07	2665	47.07	-29.7
BrixmorP	BRX	1.10	6.3	14	19.74	13.74	2625	17.51	-6.2
BroadrdgF	BR	1.94f	1.5	39	138.24	78.44	940	132.99	+46.8
Brookdale	BKD	...	...	...dd	11.63	6.28	3380	9.56	-1.4
BrkfdAs g s	BAM	.60	1.4	15	44.33	37.22	2643	43.46	-.2
BrookBus n	BBU	.25	.6	...	45.66	29.00	19	44.46	+28.8
BrkfDtla pf	DTLAp	1.91	8.4	...	31.31	21.50	5	22.85	-20.7
BrkGblInf	INF	1.40	11.4	...q	13.83	11.02	86	12.30	-4.9
BrkfInfra s	BIP	1.88	4.8	28	46.88	37.27	239	39.08	-12.8
BrkRlAs n	RA	.20p	...	...	24.36	21.06	83	23.11	-1.1
BrkfReEn	BEP	1.96	6.2	...	35.34	29.57	96	31.44	-9.9
HeliosTR rt	HTRr	...	...	...				.64	
BrwnBrn s	BRO	.30	1.0	28	31.55	22.66	1009	30.40	
BrownFA s	BF/A	.79	1.6	30	57.70	40.66	20	49.57	-.9
BrownFB s	BF/B	...	...	29	59.58	42.58	2143	49.29	
Brunswick	BC	.76	1.1	19	69.82	48.04	880	67.93	+23.0
Buckeye	BPL	5.05	14.0	11	59.67	32.03	648	36.17	-27.0
Buckle	BKE	1.00e	4.3	12	29.65	15.10	380	23.50	-1.1
Buenavent	BVN	...	...	...dd	16.80	11.67	1628	13.41	-4.8
BldBear	BBW	...	...	28	10.45	7.25	39	9.10	-1.1
BungeLt	BG	2.00	3.0	29	83.20	61.28	1586	66.18	-1.3
BurlStrs	BURL	...	...	34	175.48	87.20	1080	158.06	+28.5
BylineBc n	BY	...	...	...	24.80	19.02	118	22.87	-.4

- C -

Name	Ticker Symbol	Div	Yield	PE	52-week High	52-week Low	Vol 1000s	Last	YTD %Chg
C&J Eng n	CJ	...	...	...	36.57	18.86	501	21.88	-34.6
CTrkMH23	MLPC	.89e	5.9	...q	16.87	12.85	0	15.06	-1.1
CtrMillr n	MLPE	...	...	...	25.56	19.84		22.49	-3.0
CAE Inc g	CAE	.36	...	...	21.70	16.39	71	20.40	+9.9
CAI Intl	CAI	...	...	7	40.11	19.35	67	26.31	-7.1
CBIZ Inc	CBZ	...	...	28	24.38	14.35	160	23.95	+55.0
CBL Asc	CBL	.80	18.6	2	9.10	3.80	3135	4.30	-24.0
CBL pfD	CBLpD	1.84	11.1	...	24.95	16.10	92	16.61	-24.0
CBL pfE	CBLpE	1.66	11.1	...	24.97	14.69	398	14.99	-32.0
CBRE GRE	IGR	.60	8.1	...q	8.05	7.17	360	7.45	-5.9
CBRE Grp	CBRE	.20	.4	18	50.43	36.52	1455	45.74	+5.6
CBS A	CBS/A	.72f	1.3	17	61.70	47.98	3	57.08	-4.5
CBS B	CBS	.72	1.3	13	61.59	47.54	2429	56.70	-3.9
CCA Inds	CAW	...	...	13	3.65	2.30	14	2.65	-15.9
CF Inds s	CF	1.20	2.3	...dd	54.03	33.32	1902	53.31	+25.3
CGG rs	CGG	...	...	1	7.50	1.88	19	2.72	-39.1
▲CGI g	GIB	...	...	...	66.32	50.73	133	66.27	+22.0
CIT Grp	CIT	.64	1.2	21	56.14	44.29	724	54.29	+10.3
CKE Inc	CK	...	...	...					
CKX Lands	CKX	.12m	1.1	45	12.00	9.60	2	10.80	+6.1
CMS Eng	CMS	1.43	2.9	30	50.83	40.48	2087	49.11	+3.8
CNA Fn	CNA	1.40f	2.9	13	55.62	44.27	162	47.60	-10.3
CNH Indl	CNHI	.14e	1.1	...cc	15.65	10.09	1434	12.37	-7.7
CNO Fincl	CNO	.40	1.8	14	26.47	18.65	612	21.89	-11.3
CNOOC	CEO	4.92e	2.7	...	192.32	121.46	132	185.55	+29.2
CNX Midst	CNXM	1.34	6.8	12	21.05	15.25	125	19.82	+18.2
CNX Resc	CNX	.04	.3	...dd	18.37	11.69	3258	14.70	+.5
ConslCoal n	CCR	2.05f	11.4	...	19.16	13.15	10	17.95	+14.7
CONSOL n	CEIX	...	...	11	48.12	19.51	391	42.26	+7.0
CPFL Eng	CPL	.12e	1.0	...	17.45	10.36	24	11.62	+1.0
CPI Aero	CVU	...	...	13	11.75	7.60	18	8.45	-5.6
CRH Med	CRHM	...	...	...cc	4.50	1.46	127	4.05	+52.8
CRH	CRH	.72e	2.2	...	39.32	31.38	1005	33.28	-7.8
CsopChiA50	AFTY	1.17e	7.8	...q	20.51	13.83	2	14.93	-15.2
Csop ChInt	CNHX	...	...	...q	31.99	24.65		24.65	-15.4
Csop Csi300	HAHA	...	...	...q	36.52	26.87		27.37	-18.7
CSS Inds	CSS	.80	5.5	...dd	30.29	13.56	36	14.66	-47.3
CTS	CTS	.16	.4	30	39.20	22.50	71	36.65	+42.3
CURO Gp n	CURO	...	...	63	32.10	13.50	139	30.70	+118.0
CVR Engy	CVI	3.00f	7.8	...cc	47.67	22.96	775	38.27	+2.8
CVR Ptrs	UAN	.71e	19.0	...dd	4.20	2.71	263	3.74	+14.0
CVR Rfng	CVRR	2.95e	...	16	26.00	8.75	778	18.30	+10.6
CVS Health	CVS	2.00	2.5	14	84.00	60.14	6737	79.39	+9.5
CWA Inco n	CWAI	...	...	...	26.93	24.45	0	24.84	-2.8
CYSInv pfA	CYSpA	1.94	7.7	...	25.65	24.01		25.04	+.1
CYSInv pfB	CYSpB	1.88	7.6	...	25.32	23.40		24.70	-.3
CabGS flt34	GYB	.83	3.7	...	23.35	21.60	3	22.22	-3.3
CabcoJCP97	PFH	1.91	19.7	...	16.10	8.74	17	9.72	-34.1
CabAT&T34	GYC	.83	3.5	...	25.05	21.30	0	23.72	+5.1
CableOne n	CABO	8.00f	.9	45	899.55	597.40	26	886.00	+26.0
Cabot	CBT	1.32	2.0	16	68.63	53.18	354	65.38	+6.2
CabotO&G	COG	.24	1.0	43	29.57	21.48	7179	22.90	-19.9
CACI	CACI	...	...	16	200.85	121.60	311	185.05	+39.8
Cactus n	WHD	...	...	...	38.84	19.18	466	36.28	+79.2
CadencB n	CADE	.60f	2.2	27	31.44	21.17	1468	27.67	+2.0
CaledoMn n	CMCL	.28	4.1	...	9.94	5.17	7	6.81	-7.8
Caleres	CAL	.28	.8	16	41.09	26.54	293	35.22	+5.2
CalifRes rs	CRC	...	...	...dd	48.85	8.37	1380	38.59	+98.5
CalifWtr	CWT	.75	1.8	29	46.15	35.25	203	41.00	-9.6
Calix	CALX	...	...	...dd	9.05	4.75	188	8.15	+37.0
CallGolf	ELY	.04	.2	49	23.79	13.49	1145	22.97	+64.9
CallonPet	CPE	...	...	23	14.65	9.75	2580	11.62	-4.4
Callon pfA	CPEpA	5.00	9.8	...	53.15	47.11	8	51.10	-.3
Calpine	CPN	...	...	...dd	15.25	14.60		15.25	+.8
CambrE rs	CEI	...	...	...dd	.40	.08		.10	-19.7
Cambrex	CBM	...	...	24	67.85	42.55	229	63.30	+31.9
CambriaYld	SYLD	.49e	1.2	...q	41.00	34.76	7	40.57	+5.7
CambFgnY	FYLD	.75e	2.9	...q	27.94	23.06	5	25.75	-2.4
CambGblV	GVAL	.54e	2.2	...q	28.50	22.85	15	24.02	-6.2
CamGblMo	GMOM	.56e	2.1	...q	29.42	26.00	19	26.87	-1.9
CambGlAss	GAA	.55e	2.0	...	28.60	26.41	9	26.91	-2.1
CambrEmS	EYLD	...	...	...	38.25	30.19	1	31.74	-8.5
CambSovHi	SOVB	1.72e	4.5	...				28.65	
CambEq n	CCOR	...	...	...	26.18	24.00	12	25.65	-.7
▼CambTail n	TAIL	...	...	...	24.40	20.05	6	20.03	-11.3
CamValMom	VAMO	...	...	...q	28.07	23.84	17	25.33	+1.5
CamdenPT	CPT	3.08	3.3	25	95.67	78.19	466	93.69	+1.8
Cameco g	CCJ	.40	...	...	12.19	7.68	1928	9.98	+8.1
CampSp	CPB	1.40	3.5	14	51.07	32.63	2257	40.32	-16.2
CampWrl n	CWH	.54	2.5	...	47.62	18.16	1472	21.56	-51.8
Can-Fite	CANF	...	...	...	2.75	1.12	53	1.34	-9.8
CdaGoose n	GOOS	...	...	...	68.75	19.05	477	57.01	+80.6
CIBC g	CM	4.49e	...	8	100.01	85.47	989	96.45	-1.0
CdnNR gs	CNI	1.82f	...	...	90.57	70.59	977	88.11	+6.8
CdnNRs gs	CNQ	1.34	...	...	38.20	29.20	1780	32.38	-9.4
CP Rwy g	CP	2.60	...	...	211.44	159.09	486	207.37	+13.5
CannaeHl n	CNNE	...	...	...dd	21.90	16.16	256	21.06	+23.7
Canon	CAJ	...	...	...	40.67	30.14	292	31.67	-15.3
CanopyGr n	**CGC**	**...**	**...**	**...**	**55.69**	**40.68**	**19013**	**52.40**	+1.7
CantelMed	CMD	.17e	.2	42	130.92	84.90	203	97.71	-5.0
CapOne	COF	1.60	1.6	16	106.50	79.69	2625	99.26	-.3
CapOne wt	COF/WS	...	...	...	63.91	38.79		62.00	+6.9
CapOne pfC	COFpC	1.56	6.1	...	26.79	25.49	32	25.76	-1.6
CapOne pfD	COFpD	1.68	6.4	...	27.34	25.82	28	26.18	-2.4
CapOne pfF	COFpF	1.55	6.0	...	27.31	25.49	18	25.75	-4.7
CapOne pfB	COFpP	1.50	6.0	...	25.80	24.91	26	25.20	-.4
CpOne pf H	COFpH	...	...	...	27.19	25.12	34	25.66	-4.7
CapOne pfG	COFpG	...	...	...	25.55	23.25	54	24.58	-1.8
CapSenL	CSU	...	...	...dd	16.72	7.18	965	8.95	-33.7
CapInv n	CIC	...	...	...	10.10	9.60		9.90	+2.3
CapInv wt	CIC/WS	...	...	...	1.20	1.05		1.10	
CapsteadM	CMO	.64	7.9	12	9.89	8.01	485	8.07	-6.7
Capstd pfE	CMOpE	1.88	7.5	...	25.85	24.62	12	25.23	-.5
CarboCer	CRR	...	...	...dd	12.69	6.10	220	8.33	-18.2
CardnlHlth	CAH	1.90	3.5	...dd	75.75	48.14	4782	55.17	-10.0
Care.com	CRCM	...	...	...cc	22.95	13.15	258	20.75	+15.0
Carlisle	CSL	1.48	1.2	21	129.47	96.80	853	124.17	+9.3
CarMax	KMX	...	...	21	81.67	57.05	1151	78.45	+22.3
Carnival	CCL	2.00	3.0	16	72.70	56.45	3687	66.94	+.9
CarnUK	CUK	1.80f	2.7	...	72.29	56.76	269	66.17	-.2
CarpTech	CRS	.80f	1.3	46	61.49	41.44	209	59.47	+16.6
CarrSrv	CSV	.30	1.3	15	28.96	21.95	71	22.45	-12.7
Cars.cm	CARS	...	...	...	32.94	20.94	625	25.69	-10.9
Carters	CRI	1.80	1.9	15	129.00	91.41	1097	95.25	-18.9
Carvana A n	CVNA	...	...	...	72.59	12.17	1347	60.05	+214.1
CastleBr	ROX	...	...	...dd	1.47	.90	545	.99	-19.2
CastlightH	CSLT	...	...	...dd	5.95	2.65	462	2.85	-24.0
Catalent	CTLT	...	...	74	47.87	36.73	807	42.99	+4.6
▼CatchMTim	CTT	.54	4.5	...dd	13.73	11.76	146	11.88	-9.5
Caterpillar	CAT	3.44f	2.2	19	173.19	122.85	6754	156.00	-1.0
CatoCp	CATO	1.32	6.5	20	26.88	10.76	234	20.41	+28.2
CedarF	FUN	3.56	6.9	14	70.82	50.10	155	51.58	-20.6
CedarRlty	CDR	.20	4.4	11	6.29	3.54	319	4.51	-25.8
CedarR pfB	CDRpB	1.81	7.5	...	25.61	22.03	5	24.29	-3.9
CedrRT pfC	CDRpC	1.63	7.5	...	25.39	18.82	7	21.74	-13.2
CelSci wt	CVM/WS	...	...	...	.05	.00		.04	+115.8
Cel-Sci rs	**CVM**	**...**	**...**	**...**	**4.44**	**.82**	**1068**	**3.55**	+87.8
Celanese	CE	2.16f	1.8	12	119.29	95.45	1052	116.86	+9.1
Celestic g	CLS	...	...	9	12.76	9.79	1742	11.01	+5.1
Cellcom	CEL	...	...	7	10.62	5.43	7	6.83	-33.0
Cementos	CPAC	.50e	5.0	...	14.11	9.20	13	10.05	-19.0
Cemex	CX	.29t	...	...	9.45	5.72	4313	7.16	-4.5
Cemig pf	CIG	.08e	4.6	...	2.93	1.56	1778	1.73	-16.0
Cemig	**CIG/C**	**.08e**	**4.7**	**...**	**2.70**	**1.56**	**7**	**1.72**	-7.1
CenovusE	CVE	.20	...	7	11.52	7.09	4182	9.20	+.8
Centene s	CNC	...	...	22	148.24	83.56	968	142.83	+41.6
CC MLPInf	CEN	1.25	12.9	...q	11.48	8.12	86	9.69	-2.7
CenterPnt	CNP	1.11	4.0	20	30.34	24.81	2217	28.00	-1.3
CentElBr B	EBR/B	...	...	...	9.06	3.43	2	4.53	-33.3
CentElecBr	EBR	...	...	...	7.86	3.14	492	3.85	-32.5
CnEurRusT	CEE	.56e	2.3	...q	28.32	22.26	8	23.87	-2.1
CFCda g	CEF	.01	.1	...q	13.75	12.57		13.50	+.7
CenPacFn	CPF	.84	3.0	17	33.15	27.19	225	27.70	-7.1
CentSecur	CET	1.78e	.7	...q	29.94	25.46	7	29.85	+8.9
CentrusEn	LEU	...	...	...dd	5.14	2.18	15	2.51	-37.4
CentCmtys	CCS	...	...	10	36.00	23.85	371	28.25	-9.2
CntryLink	CTL	2.16	9.6	9	24.20	13.16	11478	22.57	+35.3
CerdHCM n	CDAY	...	...	...dd	44.98	29.68	679	43.01	+40.9
Cervecer	CCU	.35e	1.3	...	30.35	24.37	411	27.84	-5.9
ChannAdv	ECOM	...	...	...dd	15.63	8.30	86	11.15	+23.9
CharahSol n	CHRA	...	...	...	12.00	5.27	126	5.95	-50.4
ChRvLab	CRL	...	...	25	132.49	96.70	175	128.92	+17.8
ChaseCorp	CCF	.80f	.7	37	131.70	95.00	13	123.00	+2.1
ChathLTr	CLDT	1.32	6.4	28	23.91	17.90	152	20.71	-9.0
CheetahM	CMCM	...	...	...	18.18	7.38	186	9.86	-18.4
Chegg	CHGG	...	...	...dd	32.82	13.75	618	31.46	+92.8
Chemed	CHE	1.12	.4	28	335.99	186.09	112	312.14	+28.4
Chemours n	CC	1.00f	2.4	11	58.08	38.49	2299	41.55	-17.0
CheniereEn	LNG	.56p	...	...dd	69.50	43.21	2599	68.01	+26.3
ChenEnLP	CQP	2.24	5.6	...dd	40.01	26.68	322	39.78	+34.2
ChenEnHld	CQH	2.04f	6.4	31	33.59	24.03		32.07	+15.8
CherHMtg	CHMI	1.96	10.6	4	19.20	16.01	146	18.47	+2.7
ChrHMt pfA	CHMIpA	2.05	8.0	...	26.03	24.47	9	25.59	-.8
ChesEng	CHK	...	...	7	5.60	2.53	29167	4.41	+11.4
ChesEn pfD	CHKpD	4.50	8.3	...	58.43	45.99	3	54.50	+9.7
ChesGranW	CHKR	.32e	19.1	1	2.30	1.20	96	1.65	-10.8
ChespkLdg	CHSP	1.60	4.8	34	33.81	24.98	473	33.27	+22.8
ChespkUtil	CPK	1.48f	1.7	25	90.90	66.35	26	88.70	+12.9
Chevron	CVX	4.48	3.8	53	133.88	108.02	5805	119.42	-4.6
ChiRivet	CVR	.84	2.6	...	33.52	28.70	1	31.72	-.3
Chicos	CHS	.34	4.0	11	10.90	7.07	1851	8.56	-2.9
Chimera rs	CIM	2.00	10.8	8	19.77	15.77	809	18.59	+.6
Chimer pfA	CIMpA	2.00	7.7	...	26.74	24.51	15	25.82	
Chimer pfB	CIMpB	2.00	7.8	...	26.47	24.88	127	25.71	-.3
ChiCBlood	CO	...	...	38	12.44	8.65		11.79	+18.5
ChinaDEd	DL	.45e	...	9	10.71	6.61	17	8.03	-13.4
ChinaEAir	CEA	...	...	...	45.33	24.44	12	31.79	-12.0
ChinaFd	CHN	.55e	2.8	...q	24.76	18.60	37	19.44	-10.2
ChinaGreen	CGA	.10e	10.8	1	2.11	.87	48	.93	-25.4
ChinaLife s	LFC	.14e	1.2	...	17.85	10.49	497	11.27	-27.8
ChinaMble	CHL	3.50e	7.2	...	53.23	43.25	763	48.75	-3.5
ChiNBorun	BORN	...	...	2	1.57	1.03	8	1.11	-11.6
ChOnlEd n	**COE**	**...**	**...**	**...**	**14.90**	**6.98**	**21**	**8.22**	-34.2
ChinaPet	SNP	3.73e	3.8	...	105.61	69.60	137	98.30	+34.0

Name	Ticker Symbol	Div	Yield	PE	52-week High	52-week Low	Vol 1000s	Last	YTD %Chg
ChinaPhH	CPHI	...	...	...dd	1.45	.15	87	.22	+23.9
ChinRap n	XRF	...	...	...	12.86	1.60	64	2.52	-55.9
ChinaSoAir	ZNH	.64e	2.0	...	70.52	29.01	51	32.67	-37.0
ChinaTel	CHA	1.21e	2.5	...	53.78	41.28	38	49.07	+3.4
ChinaUni	CHU	...	...	...	15.53	11.25	240	12.28	-9.2
ChiXFsh rs	XNY	...	...	...dd	7.10	3.60		6.55	+33.9
ChinaYuch	CYD	.73e	4.0	6	27.98	17.43	53	18.23	-24.0
ChinZenix	ZX	...	...	...dd	2.31	.86		1.38	+13.4
Chipotle	CMG	...	...	...cc	530.68	247.52	653	480.10	+66.1
ChoiceHtls	CHH	.86	1.0	41	85.35	61.25	171	83.05	+7.0
ChrisBnk	CBK	...	...	...dd	1.54	.75	108	.81	-36.2
ChubbLtd	CB	2.92e	2.1	17	157.50	123.96	1433	140.00	-4.2
ChungTel	CHT	1.29e	3.6	...	39.33	33.54	96	35.53	+.3
ChurchDwt s	CHD	.87f	1.5	...	60.00	43.21	1011	59.66	+18.9
CienaCorp	CIEN	...	...	7	32.33	19.40	1702	30.99	+48.1
Cigna	CI	.04	...	19	227.13	163.02	2494	201.33	-.9
Cimarex	XEC	.72	.8	13	130.16	80.53	2081	90.44	-25.9
CincB pfB	CBBpB	3.38	6.9	...	51.80	47.56	2	49.10	-3.7
CinciBell rs	CBB	...	...	65	22.20	9.90	314	15.00	-28.1
Cinemark	CNK	1.28	3.3	17	44.00	32.60	1132	38.31	+10.0
CinerRes	CINR	2.27	8.3	11	29.36	23.76	1	27.38	+9.0
Circor	CIR	.15	.3	28	56.37	35.16	93	47.57	-2.3
Cision	CISN	...	...	43	18.28	11.13	757	16.36	+37.8
CapAcIII wt	CISNW	...	...	...				1.88	
CitGBP Dl n	UGBP	...	...	...	32.62	19.06	1	22.47	-15.1
CitCHF Dl n	UCHF	...	...	...	32.08	22.48		24.79	-6.6
Citi GBP n	DGBP	...	...	...	30.45	18.65	3	26.37	+23.7
CitEUR Dl n	UEUR	...	...	...	31.62	19.65	4	22.67	-17.8
Citi EUR n	DEUR	...	...	...	30.00	18.78	3	25.67	+11.9
Citi AUD n	DAUD	...	...	...	30.28	18.62	0	27.53	+37.7
CitAUD Dl n	UAUD	...	...	...	32.65	18.71		18.83	-29.5
Citi JPY n	DJPY	...	...	...	25.15	18.17		24.35	+6.8
CitJPY Dl n	UJPY	...	...	...	39.22	23.90		24.24	-17.1
Citi CHF n	DCHF	...	...	...	26.77	19.08	1	23.64	+.3
CitiStratDv	DIVC	...	...	...q	37.34	32.65		36.39	+4.0
Citigp pfN	CpN	1.97	7.3	...	27.80	26.03	58	27.00	-1.7
CgpVelLCrd	UWT	...	...	...	45.10	14.22	1939	38.74	+58.1
▼CgpVelICrd	DWT	...	...	...	26.32	5.81	13068	6.05	-56.9
Citigroup	C	1.80f	2.4	13	80.70	64.38	23446	74.79	+.5
Citigp wtA	C/WS/A	...	...	...	.15	.06		.12	+23.0
Citigrp pfC	CpC	1.45	5.7	...	25.86	24.70	43	25.28	-.7
Citigp pfJ	CpJ	1.78	6.3	...	29.74	27.59	89	28.18	-2.3
Citigp pfK	CpK	1.72	6.2	...	29.38	26.85	103	27.79	-2.6
Citigrp pfP	CpP	2.03	7.9	...	28.71	25.65		25.68	-1.3
Citigrp pfS	CpS	1.58	6.1	...	27.40	25.44	66	26.04	-3.3
Citigrp pfL	CpL	1.72	6.7	...	27.12	25.48	26	25.69	-3.3
CitizFincl	CFG	.52	1.3	11	48.23	35.04	2743	41.03	-2.3
CitizInc	CIA	...	...	...cc	8.80	6.67	56	8.35	+13.6
CityOffice g	CIO	.94	...	10	13.93	10.03	163	12.27	-5.7
CityOff pfA	CIOpA	1.66	6.6	...	26.28	22.78	2	25.25	+.3
Civeo	CVEO	...	...	...dd	4.64	1.83	167	3.63	+33.0
CivitasSolu	CIVI	...	...	25	19.90	11.15	28	14.55	-14.9
ClaudeR g	CGR	...	...	...				.18	
ClayGSCn	GCE	1.43e	9.1	...q	17.55	14.85		15.71	-5.7
CleanHarb	CLH	...	...	...cc	72.50	44.75	350	69.62	+28.5
▲ClearChan	CCO	...	...	...dd	5.55	3.60	140	5.50	+19.6
ClrBrEnTR	CTR	1.35e	11.8	...q	13.18	9.50	119	11.46	-1.4
ClrLgCap n	LRGE	...	...	...	34.17	26.97		33.71	+14.7
ClrbrgMLP	CBA	.80m	10.1	...q	9.58	6.53	140	7.94	-4.1
ClearEnFd	CEM	1.76f	12.0	...q	17.36	12.10	127	14.71	-3.7
ClrbEOpFd	EMO	1.47e	12.7	...q	13.36	9.56	89	11.56	-2.0
ClearwPpr	CLW	...	...	18	50.60	21.55	124	32.25	-29.0
ClearwEn A	CWEN/A	1.12f	5.7	40	20.68	15.30	284	19.71	+4.6
ClearwEn C	CWEN	1.28f	6.4	28	20.75	15.55	376	19.95	+5.6
ClevCliffs	CLF	...	...	8	12.46	5.60	11776	12.22	+69.5
ClipRlty n	CLPR	.38	...	...dd	12.64	7.62	11	12.45	+24.6
Clorox	CLX	3.84	2.5	25	152.91	113.57	1024	151.88	+2.1
CloudPeak	CLD	...	...	...dd	5.70	2.14	554	2.46	-44.7
Cloudera n	CLDR	...	...	...dd	22.43	12.57	1343	17.78	+7.6
CloughGA	GLV	1.44	11.7	...q	14.39	12.25	8	12.35	-7.4
CloughGEq	GLQ	1.38	9.2	...q	15.84	12.71	41	15.02	+12.3
ClghGlbOp	GLO	1.20	10.8	...q	11.67	10.40	74	11.07	+1.7
CCFemsa	KOF	1.75e	2.9	...	79.42	54.53	70	60.81	-12.7
CocaCola	KO	1.56	3.3	88	48.62	41.45	9432	46.64	+1.7
▲CocaCEur n	CCE	1.04	2.3	...	45.95	36.17	1898	46.00	+15.4
Coeur	CDE	...	...	52	9.87	5.18	1829	5.75	-23.3
Cohen n	**COHN**	**.80**	**7.9**	**...dd**	**12.00**	**7.50**	**1**	**10.12**	+26.1
CohSClosed	FOF	1.04	7.9	...q	13.52	11.60	46	13.20	-.8
CohStGlbI	INB	1.12	12.0	...q	10.44	9.05	95	9.36	-5.3
Cohen&Str	CNS	1.32	3.1	19	47.83	37.53	67	42.38	-10.4
CohStInfra	UTF	1.60	7.0	...q	24.61	20.88	193	22.78	-5.1
▼C&SLtDP&I	LDP	1.87	7.8	...q	27.25	23.87	84	23.97	-8.1
C&SIncEgy	MIE	1.32	12.6	...q	11.40	8.86	123	10.44	+1.9
CohStQIR	RQI	.96	7.8	...q	12.93	10.55	143	12.33	-2.5
CohStRE	RNP	1.48	7.5	...q	21.98	17.91	70	19.80	-6.9
CohStSelPf	PSF	2.06	7.5	...q	29.03	25.16	14	27.38	-3.0
CohenStTR	RFI	.96	7.7	...q	13.10	11.50	74	12.40	-2.9
Colfax	CFX	...	...	26	43.29	28.80	1062	36.49	-7.9
ColgPalm	CL	1.68	2.4	24	77.91	61.28	3406	68.79	-8.8
ColonCap	CLNS	...	...	...	13.03	5.28	2188	6.21	-45.6
ColCap pfB	CLNSpB	2.06	8.1	...	25.95	22.26	8	25.34	-.3
ColCap pfE	CLNSpE	2.19	8.5	...	27.45	23.86	34	25.90	-2.5
ColCap pfG	CLNSpG	1.88	7.8	...	25.95	22.49	2	24.16	-3.9
ColCap pfJ	CLNSpJ	...	...	...	24.84	21.48	57	23.00	-6.4
ColCap pfI	CLNSpI	1.79	7.8	...	25.75	21.81	15	23.00	-8.7
ColCap pfH	CLNSpH	1.78	7.7	...	25.89	21.61	28	23.00	-8.0
ColNthSC n	CLNC	...	...	...cc	21.20	18.16		19.47	-5.2
Col BdSt n	GMTB	...	...	...					
Col Sust n	ESGW	...	...	...	32.13	27.20	0	30.39	+.8
Col SusInt n	ESGN	...	...	...	32.31	27.17	0	29.14	-4.6
Col SusUS n	ESGS	...	...	...	32.51	28.62		30.78	+4.0
ColumTr ef n	DIAL	...	...	...	20.09	19.78		19.80	-.7
Col Bey	BBRC	.50e	2.8	...q	20.47	16.95	2	17.79	-3.5
ColEmxChi	XCEM	...	...	...q	30.22	24.42	6	25.66	-7.3
ColQualDv	HILO	.32e	2.2	...q	17.10	13.72		14.49	-8.8
Col EMCns	ECON	.10e	.4	...q	29.87	21.32	73	22.75	-19.1
Col IndiaC	INCO	.03e	.1	...q	51.06	41.41	16	44.26	-10.8
Col IndiaInf	INXX	.10e	.8	...q	16.79	11.99	3	12.86	-18.9
Col IndSC	SCIN	.17e	1.0	...q	25.98	16.18	2	16.91	-27.8
ColumbPT	CXP	.80	3.4	14	25.07	19.55	428	23.65	+3.1
ColSelTec	STK	.92a	4.3	...q	24.58	20.09	84	21.43	-3.7
Comcst29	CCZ	1.58e	3.0	...	64.00	50.35		52.50	-16.5
Comerica	CMA	2.40f	2.5	16	102.66	69.20	1116	94.69	+9.1
Comeric wt	CMA/WS	...	...	...	65.50	40.60		65.50	+12.3
ComfrtS	FIX	.34f	.6	34	59.05	34.15	242	54.60	+25.1
ComndSec	MOC	...	...	...dd	3.55	1.20	192	2.80	-8.8
CmclMtls	CMC	.48	2.3	43	26.72	17.58	1303	21.08	-1.1
CmtyBkSy	CBU	1.52f	2.4	17	67.07	50.69	178	63.50	+18.1
CmtyHlt	**CYH**	**...**	**...**	**...dd**	**7.89**	**2.66**	**1756**	**3.59**	-15.7
CmtyHcT n	CHCT	1.61f	5.4	80	32.81	22.41	57	29.75	+5.9
CBD-Pao	**CBD**	**.08e**	**.4**	**...**	**25.90**	**17.91**	**1305**	**20.83**	-11.6
CompDivHd	CODI	1.44	7.9	...dd	18.35	14.60	150	18.15	+7.1
ComDivH pf	CODIpA	1.81	8.0	...	25.75	20.01	19	22.64	-8.2
CompssMn	CMP	2.88	4.1	24	76.65	56.50	422	69.70	-3.5
Compx	CIX	.20	1.5	13	16.50	11.95	2	13.55	+1.9
ComstkM rs	LODE	...	...	...	.94	.13	980	.17	-56.4
ComstkRs rs	CRK	...	...	...dd	12.32	4.01	391	8.65	+2.2
ConAgra	CAG	.85	2.3	18	39.43	32.90	3512	37.18	-1.3
ConchoRes	CXO	...	...	22	163.11	121.45	1559	142.93	-4.9
ConcdMed	CCM	...	...	...dd	4.20	2.46	0	3.08	-7.5
CondHos rs	CDOR	.78e	7.6	21	10.99	9.26	12	10.28	+3.3
Conduent n	CNDT	...	...	...	23.39	14.95	2033	22.26	+37.7
▲ConocoPhil	COP	1.14f	1.5	60	75.86	46.17	5126	75.36	+37.3
ConEd	ED	2.86	3.6	16	89.70	71.12	1458	78.44	-7.7
CnsTom	CTO	.28f	.4	7	67.97	55.65	5	62.30	-1.9
ConstellA	STZ	2.96f	1.4	17	236.62	197.32	1855	218.57	-4.4
ConstellB	STZ/B	2.68f	1.2	21	234.00	198.11	0	217.48	-4.4
Constellm	CSTM	...	...	...	14.10	9.08	660	12.35	+10.8
CnE pfB	CMSpB	4.50	4.4	...	105.95	96.93		102.35	-1.5
ContainStr	TCS	...	...	22	12.42	3.53	235	10.98	+131.6
Contango	MCF	...	...	...dd	7.25	2.22	192	6.04	+28.2
ContlBldg	CBPX	...	...	22	39.60	24.30	202	37.85	+34.5
ContMatls	CUO	...	...	...dd	20.15	15.50	3	16.32	-14.1
ContlRescs	CLR	...	...	53	69.91	35.75	1174	61.75	+16.6
Cnvrgys	CVG	.44	1.8	21	26.72	21.13	1253	24.92	+6.0
▲CooperCo	COO	.06	...	...cc	267.98	216.47	512	267.56	+22.8
CooperTire	CTB	.42	1.4	37	40.78	22.58	527	30.45	-13.9
CooperStd	CPS	...	...	14	146.78	105.00	70	124.73	+1.8
CopaHold	CPA	3.48	4.3	9	141.34	74.77	439	80.71	-39.8
Copel	ELP	.26e	4.8	...	9.61	4.70	806	5.38	-29.5
CoreLabs	CLB	2.20	2.0	61	130.34	87.66	386	110.20	+.6
CoreMold	CMT	.05	...	...	23.85	7.67	49	7.75	-64.3
▼CorePtLd n	CPLG	...	...	...	28.30	20.01	348	20.14	-27.8
Corecivic	CXW	1.72	6.7	15	27.50	18.61	555	25.79	+14.6
CoreLogic	CLGX	...	...	22	55.79	42.00	321	50.65	+9.6
CorEn pfA	CORRpA	1.84	7.3	...	26.93	24.50	10	25.20	-2.1
CorEnInf rs	CORR	3.00	7.9	16q	39.46	32.15	25	37.78	-1.1
CoreSite	COR	4.12	3.6	43	119.59	89.76	212	115.84	+1.7
Corindus n	CVRS	...	...	...dd	1.65	.66	1024	1.37	+35.6
CorMedix	CRMD	...	...	...dd	.80	.17	808	.62	+22.7
CrnstTotR	CRF	3.35	24.0	...q	16.22	13.42	212	13.98	-8.5
CrnrstnStr	CLM	3.40	24.1	...q	16.24	13.10	417	14.10	-8.9
▲Corning	GLW	.72	2.0	...dd	36.00	26.11	7358	36.13	+12.9
CpBT JCP	JBN	1.75	19.8	...	15.35	8.61	5	8.85	-29.6
CorpCapT n	CCT	1.61	10.1	...	19.00	14.43	330	15.98	
CorpOffP	OFC	1.10	3.7	16	33.81	24.55	491	30.12	+3.2
Cort1Aon27	KTN	2.05	6.7	...	35.11	30.06	1	30.50	-6.8
CortsJCP97	KTP	1.91	19.7	...	16.26	9.16	22	9.69	-32.1
CortsJCP	JBR	1.75	20.0	...	14.95	8.61	1	8.76	-29.9
CortsPE	KTH	2.00	6.3	...	35.00	30.26	1	31.80	-1.7
Cosan Ltd	CZZ	.26e	3.7	...	11.89	6.21	870	7.07	-27.1
Costamre	CMRE	.40	5.9	...	8.39	5.45	352	6.81	+18.0
Costam pfB	CMREpB	1.91	7.8	...	27.43	22.95	2	24.55	-1.9
Costmr pfC	CMREpC	2.13	8.4	...	26.24	23.61	4	25.32	-.5
Costam pfD	CMREpD	2.19	8.4	...	26.89	24.96	3	26.00	+.6
Cott Cp	COT	.24	1.6	...cc	17.78	14.06	452	15.21	-8.7
Coty	COTY	.50	3.8	...	21.68	10.73	8518	13.01	-34.6
Cntwd pfB	CFCpB	1.75	6.8	...	26.77	25.46		25.72	-2.6
CousPrp	CUZ	.26	2.9	14	9.88	8.23	3937	9.09	-1.7
CovantaH	CVA	1.00	5.9	...dd	18.05	14.15	743	16.85	-.3
CovrAll n	COVR	...	...	...					
Crane	CR	1.40	1.4	31	102.65	76.21	277	97.39	+9.2
CrwfdA	CRD/A	.28	3.1	64	9.95	6.78	45	8.99	+5.8
CrwfdB	CRD/B	.20	2.1	67	12.40	7.54	17	9.32	-3.1
Credicp	BAP	8.57e	3.8	...	239.54	189.69	185	226.39	+9.1
CS EnEur50	FIEU	...	...	...q	153.69	117.18		117.18	-14.6
CS FILgCG	FLGE	...	...	...q	297.91	190.77	2	296.31	+29.9
CS LgSh n	CSLS	...	...	...				27.99	
CrSuisInco	CIK	.26	8.4	...q	3.46	3.11	163	3.14	-5.1
CS InvBr n	DBRT	...	...	...	85.47	23.07		26.36	-47.4
CS LgBrnt n	UBRT	...	...	...	316.38	115.89		246.59	+38.2
CS MthlMtg	REML	...	...	...	33.31	22.00	42	26.99	-11.8
CS MthlyP	AMJL	.99e	...	...					
CSVLgNG rs	UGAZ	...	...	...q	140.00	49.72		62.90	-13.5
CS CrdeOil	OIIL	...	...	...	44.64	29.46		43.00	+22.2
CS MAsHi	MLTI	1.30e	...	...	29.12	27.00		27.92	-.3
CS SP mlp	MLPO	1.12e	7.9	...	15.36	13.92		14.09	-1.3
CredSuiss	CS	1.22e	7.7	...	19.98	14.63	3584	15.87	-11.1
CrSuiHiY	DHY	.29	11.0	...q	2.89	2.56	243	2.62	-7.9
CrescPtE g	CPG	.12	2.0	34	9.25	5.06	1649	6.15	-19.3
CrestEq rs	CEQP	2.40	6.4	...dd	40.55	22.15	188	37.55	+45.5
InergyM wi	NRGM/WI	...	...	...				22.72	
CrossAmer	CAPL	2.10m	11.6	48	28.10	15.50	34	18.08	-23.9
CrosTim	CRT	1.29e	8.7	15	15.97	12.99	14	14.75	+.4
CrwnCstle	CCI	4.20	3.7	...cc	114.97	98.85	2275	112.40	+1.3
CrwnCst pfA	CCIpA	1.72	.2	...	1160.00	1023.93	5	1089.22	-3.8
CrownHold	CCK	...	...	20	62.27	40.09	1249	47.96	-14.7
Cryolife	CRY	.12	.4	...cc	35.05	16.80	93	34.00	+77.5
CrystalRk	CRVP	...	...	...dd	1.24	.69		.97	+16.3

Continued on **next page**

Continued from **previous page**

NYSE

Name	Ticker Symbol	Div	Yield	PE	52-week High	52-week Low	Vol 1000s	Last	YTD %Chg
CubeSmart	CUBE	1.20	4.1	27	33.18	24.96	1307	29.40	+1.7
Cubic	CUB	.27	.4	...dd	77.35	44.45	139	70.90	+20.3
CullenFr	CFR	2.68	2.4	20	121.66	88.70	446	110.26	+16.5
CullnF pfA	CFRpA	1.34	5.4	...	25.62	24.11	11	24.86	-1.0
Culp Inc	CULP	.36	1.5	15	34.05	22.80	12	24.75	-26.1
Cummins	CMI	4.56f	3.0	42	194.18	129.90	1543	150.84	-14.6
CurEuro	FXE	...	...	...q	120.65	110.63		111.89	-3.2
CurAstla	FXA	.62	.8	...q	81.36	74.35		75.68	-3.0
CurBrit	FXB	...	...	...q	139.24	126.73		129.54	-1.3
CurrCda	FXC	.03e	...	...q	80.88	75.31		76.11	-3.0
CurrChina	FXCH	...	...	...	78.37	73.41		76.42	+2.0
CurJpn	FXY	...	...	...q	91.62	83.92		87.37	+2.6
CurSwed	FXS	...	...	...q	121.32	105.69		106.93	-8.0
CurSwiss	FXF	...	...	...q	102.27	93.42		95.00	-1.9
CurShSinga	FXSG	...	...	...q	75.87	71.76		73.59	+.4
CurtisWrt	CW	.60	.4	29	143.38	100.25	150	137.63	+13.0
Cush Jn37 n	PPLN	...	...	...	23.09	16.55		18.93	-5.1
CushTRet rs	SRV	1.08	9.0	...q	13.05	10.00	37	11.95	+.1
CushngRen	SZC	1.64	8.7	...q	21.30	15.35	15	18.91	-6.9
CushRoy rs	SRF	.48	5.2	...q	10.10	8.28	9	9.28	-.9
CustomBcp	CUBI	...	...	9	33.85	23.80	129	24.81	-4.5
CustBcp 18	CUBS	1.59	6.3	...	26.11	25.08		25.18	-2.1
CustBc p C	CUBIpC	.57p	...	...	27.15	25.90	0	25.91	-2.4
CustBc pfD	CUBIpD	...	...	...	27.45	24.60	2	26.13	-2.0
CustBc pfE	CUBIpE	...	...	...	27.15	23.75	5	26.10	-1.7
CustoBc pf F	CUBIpF	...	...	...	26.87	25.02	3	25.48	-2.8
CynergT n	CTEK	...	...	...	5.45	2.70	5	3.80	-6.2
CypressEn	CELP	.84	11.0	14	8.50	5.50	2	7.65	+27.4

- D -

Name	Ticker Symbol	Div	Yield	PE	52-week High	52-week Low	Vol 1000s	Last	YTD %Chg
DCP Mid	DCP	3.12	7.8	88	46.67	32.02	434	39.81	+9.6
▼DCP Md pfB	DCPpB	1.97	7.8	...	26.34	25.20	45	25.15	-4.5
DDR Corp rs	DDR	.80	5.8	9	33.46	12.50	1622	13.82	
DDR pfJ	DDRpJ	1.63	6.6	...	25.55	21.38	70	24.60	-2.1
DDR pfK	DDRpK	1.56	6.5	...	25.98	21.04	34	23.86	-7.1
DDR Cp pfA	DDRpA	...	...	...	26.89	22.40	28	25.06	-4.8
DGSE	DGSE	...	...	...dd	1.40	.60	9	.67	-28.2
DHI Grp	DHX	...	...	5	3.25	1.25	346	1.85	-2.6
DHT Hldgs	DHT	.20e	4.3	...dd	4.99	3.27	723	4.60	+28.1
DNP Selct	DNP	.78	7.1	...q	11.57	9.71	321	11.05	+2.3
DR Horton	DHI	.50	1.2	16	53.32	36.56	3319	42.54	-16.7
▼Drdgold	**DRD**	**.03e**	**1.6**	**...**	**4.00**	**1.91**	**623**	**1.82**	-44.2
DSW Inc	DSW	1.00	3.1	30	34.02	17.75	1548	32.12	+50.0
DTE	DTE	3.53	3.2	19	116.74	94.25	1062	109.18	-.3
DTEEn 62	DTQ	1.31	5.3	...	25.49	23.59	6	24.63	-1.9
DTE En76 n	DTJ	1.34	5.6	...	25.98	23.99	26	24.05	-5.6
DTE En27 n	DTW	1.31	5.5	...	25.75	23.34	20	23.91	-7.0
DTE F76 n	DTY	1.50	5.8	...	27.90	25.37	53	25.75	-3.8
DTE En un	DTV	...	...	...	57.14	48.68	79	52.24	-3.2
▼DTF TxF	DTF	.84	6.6	...q	14.66	12.66	22	12.70	-9.6
▲DXC Tch n	DXC	.76f	.8	...cc	93.47	72.48	2051	94.82	+15.5
DanaInc	DAN	.24	1.2	16	35.27	18.08	1210	20.70	-35.3
▲Danaher	DHR	.64	.6	27	108.00	83.81	1797	107.97	+16.3
Danaos	DAC	...	...	2	2.50	1.05	29	1.60	+10.3
DaqoNEn	DQ	...	...	4	72.50	27.08	220	30.87	-48.1
▲Darden	DRI	3.00	2.6	24	120.93	77.55	3609	116.45	+21.3
DarlingIng	DAR	...	...	35	20.96	15.80	743	18.86	+4.0
DaVita Inc	DVA	...	...	17	80.71	52.51	947	70.42	-2.5
Daxor	DXR	.15	2.6	...	21.66	3.40	20	5.71	+24.9
DeanFoods	DF	.36	4.7	54	12.09	7.32	889	7.58	-34.4
DeckrsOut	DECK	...	...	...cc	124.68	62.54	469	112.49	+40.2
Deere	DE	2.76	1.8	26	175.26	118.88	2762	154.07	-1.6
DE EnhGlb	DEX	.90	8.0	...q	12.70	10.99	54	11.26	-7.2
DelaCO	VCF	.72	4.9	...q	16.29	14.00	2	14.60	-5.9
DelaDvInc	DDF	.62	4.9	...q	14.39	10.19	40	12.61	+17.5
DelaNatl	VFL	.72	5.9	...q	13.94	12.12	6	12.16	-8.3
▼DelaMN2	VMM	.63	5.2	...q	14.56	12.11	33	12.14	-9.9
▲DelekLogis	DKL	3.08f	8.8	15	34.80	26.50	127	35.00	+10.4
Delek	DK	1.00	2.3	19	61.57	25.02	2988	44.21	+26.5
DellTch n	DVMT	...	...	...dd	99.02	64.96	1263	95.96	+18.1
DelphiTc n	DLPH	.68	1.9	13	60.39	33.08	1218	35.79	-31.8
DeltaAir	DAL	1.40f	2.4	13	60.50	47.12	3427	58.13	+3.8
DeltaAprl	DLA	...	...	...cc	22.50	16.30	7	18.10	-10.4
Dltsh SPX n	DMRL	...	...	...	59.02	50.48	5	58.34	+7.5
Dlt SP400 n	DMRM	...	...	...	57.08	50.42	1	56.65	+4.8
Dlt SP600 n	DMRS	...	...	...	62.05	51.87	1	60.30	+11.1
DltshInt n	DMRI	...	...	...	56.65	49.32	1	51.74	-2.4
Deluxe	DLX	1.20	2.1	11	78.87	55.54	899	56.17	-26.9
DenburyR	DNR	...	...	...dd	5.84	1.04	8281	5.54	+150.7
DenisnM g	DNN	...	...	...dd	.64	.38	530	.57	+3.6
Despg.cm n	DESP	...	...	...	36.56	14.80	372	17.52	-36.2
DeutGlHI n	LBF	...	...	...				8.82	
DeutschBk	DB	.83e	...	...	20.23	10.36	5510	12.25	-35.6
DBDogs22	DOD	...	...	...	30.43	20.20	4	24.38	-4.5
DBWMTR	WMW	...	...	...	33.44	27.80		33.44	+11.4
DB Cap pf	DTK	1.90	7.6	...	26.22	25.42		25.00	-2.7
DeutBCT2 pf	DXB	1.64	6.5	...	26.51	24.12	46	25.41	-.2
DeutBCT5 pf	DKT	2.01	7.7	...	27.18	25.05	59	25.96	-.7
DBCmdyS	DDP	...	...	...q	57.02	37.66		45.03	+1.2
DBCmdDL	DYY	...	...	...q	4.09	2.08	1	2.85	-25.0
DBCmdDS	DEE	...	...	...q	55.00	55.00		55.00	-28.6
DB AgriLg	AGF	...	...	...q	13.46	7.53		9.05	-10.0
DB AgriSh	ADZ	...	...	...q	39.50	21.13		37.00	+6.3
DB AgriDL	DAG	...	...	...q	3.16	2.10	7	2.20	-23.1
DB AgDS	AGA	...	...	...q	32.50	22.61		24.46	-9.1
DBGoldSh	DGZ	...	...	...q	15.62	13.01	1	15.00	+10.2
DBGoldDL	DGP	...	...	...q	27.39	19.71	32	20.82	-16.7
DBGoldDS	DZZ	...	...	...q	6.76	4.88	5	6.46	+20.5
DBGlbHY23	FIEG	...	...	...q	184.00	106.78	0	175.00	+2.3
Deut HiOp	DHG	.72	4.8	...q	15.20	14.77		14.97	-.3
Deut Multi	KMM	.51	5.7	...q	9.02	8.61	11	8.98	+1.5
Deut Muni	KTF	.84	7.7	...q	13.00	10.93		10.87	-8.7
Deut StInc	KST	.66a	5.3	...q	12.66	12.11	1	12.56	+1.0
Deut StMu	KSM	.84	7.8	...q	12.33	10.67		10.73	-8.9
DBXEmMkt	DBEM	.36e	1.6	...q	26.32	22.35	21	23.21	-3.7
DBXEafeEq	DBEF	.95e	3.0	...q	33.05	29.64	955	32.19	+1.3
DBXBrazEq	DBBR	.13e	1.1	...q	14.00	11.30		12.06	+.3
DBXGerEq	DBGR	.35e	1.3	...q	29.78	25.97	2	27.05	-4.9
Deu HYBd n	HYLB	...	...	...	51.36	48.68	76	49.70	-1.4
Dbx Tr etf	DESC	...	...	...	36.00	32.11		35.01	+3.0
DeutBarl n	IFIX	...	...	...	50.76	49.59		50.08	+.1
DeuBrcIn n	IGVT	...	...	...	49.30	48.32		48.91	+.1
DbXR1KECo	DEUS	...	...	...q	34.14	29.77	10	34.07	+6.2
DeutEmCo	DEMG	...	...	...	30.95	24.57	1	25.53	-11.5
DBXJapnEq	DBJP	.91e	2.1	...q	46.61	39.78	218	43.97	-.3
DbXDvxEU	DEEF	...	...	...q	31.76	27.82	47	29.14	-2.9
Deut 300Ch	ASHX	.74p	...	...q	24.14	16.80	0	17.59	-20.3
DbxItalyHE	DBIT	.22p	...	...q	26.39	22.26		23.03	-1.2
DeutSthE n	DBSE	...	...	...					
Deut Austrl n	DBAU	...	...	...					
DbxEafeSC	DBES	.26p	...	...q	31.05	28.70		30.25	+1.9
DbxAllWHiD	HDAW	.27e	...	...q	27.42	24.49	1	25.53	-4.6
DbxEafeHiD	HDEF	.43e	1.1	...q	25.41	22.75	32	23.94	-3.2
DbxNikk400	JPN	...	...	...q	31.67	26.97	6	29.27	-.2
Deut S&P n	DBIF	...	...	...					
Deut InRE n	DBRE	...	...	...					
DBX MSCI	DBEZ	1.28e	4.0	...	31.82	29.98		31.82	+4.8
DeuMunInf	RVNU	.71	2.7	...q	27.23	25.99	13	26.19	-3.6
DBX EMBd	EMIH	.99e	4.0	...q	25.69	23.72	1	24.50	-2.4
DBX IGBd	IGIH	.77	3.2	...q	24.99	20.99	2	23.88	-2.2
DBXHYCpB	HYIH	1.20	5.2	...q	23.64	22.42	1	23.20	+.8
DBXChiSC	ASHS	...	...	...q	37.47	24.39	3	25.45	-27.0
DBXHrvChi	CN	.30e	.9	...q	42.41	30.30	3	32.47	-13.0
DBXMexHd	DBMX	4.12e	15.7	...q	21.04	17.69		17.75	-10.1
DBXSKorH	DBKO	.03p	...	...q	32.94	27.57		28.51	-9.2
DBXAWxUS	DBAW	1.33e	3.1	...q	29.07	25.97	9	27.68	-.4
DBXAsiaPH	DBAP	.74e	2.6	...q	31.53	27.23	0	28.20	-.7
DBXEurHgd	DBEU	.65e	2.3	...q	29.80	26.57	264	28.51	+.3
DBXUKHdg	DBUK	.89e	4.2	...q	22.49	19.98		21.15	-2.9
DBXHvChiA	ASHR	...	...	...q	34.89	23.33	2416	24.81	-20.0
DevonE	DVN	.32	.8	26	46.54	29.83	5141	40.11	-3.1
ElevWat n	WTRX	...	...	...	33.44	28.83		30.85	-2.5
Diageo	DEO	3.20e	2.3	...	151.30	129.99	318	140.85	-3.5
DiamOffsh	DO	.50	2.7	30	21.92	13.00	1124	18.41	-1.0
DiamRk	DRH	.50	4.2	16	12.99	9.87	1537	11.89	+5.3
DianaShip	DSX	...	...	...dd	5.16	3.07	126	3.91	-3.9
DianaS pfB	DSXpB	2.22	9.0	...	25.80	21.30	2	24.59	-.9
DianaSh20	DSXN	2.13	8.4	...	26.18	22.76	0	25.28	-1.5
DicksSptg	DKS	.90	2.4	12	39.74	23.88	2592	37.14	+29.2
Diebold	**DBD**	**.40**	**8.1**	**6**	**23.50**	**3.55**	**1226**	**4.95**	-69.7
DigitalPwr	DPW	...	...	...dd	5.95	.50		2.31	-28.0
DigitalRlt	DLR	4.04	3.3	58	125.10	96.56	1034	121.84	+7.0
DigitlR pfG	DLRpG	1.47	5.9	...	25.78	24.27	22	24.73	-3.0
DigtlR pfH	DLRpH	1.84	7.2	...	27.26	25.50	17	25.50	-4.4
DigitRlt pfC	DLRpC	1.09	4.2	...	28.18	26.44		26.05	-5.6
DigitRlt pfJ	DLRpJ	...	...	...	25.30	22.13	20	24.11	-3.9
DigitalR pfI	DLRpI	1.59	6.2	...	27.75	25.48	13	25.55	-7.1
Dillards	DDS	.40	.5	9	98.75	49.91	550	76.99	+28.2
Dillard38	DDT	1.88	7.2	...	29.08	25.13	7	26.26	+1.5
DineEquity	DIN	2.52m	3.1	6	95.00	38.88	254	81.00	+59.7
DiploPhm	DPLO	...	...	85	28.74	14.50	742	20.31	+1.2
Dir SilMBl n	SHNY	...	...	...	10.99	4.26	19	5.19	-45.5
DirBrCm n	COM	...	...	...	26.10	23.31	0	25.02	+1.9
DirChInt n	CWEB	...	...	...	69.08	27.32	90	32.84	-35.7
Dir CnSt n	SPLZ	...	...	...					
Dirx Euro n	**EUXL**	**...**	**...**	**...**	**33.40**	**18.65**	**3**	**22.05**	-16.0
DirxAero n	DFEN	...	...	...	64.12	34.20	94	59.97	+34.8
DrxTrnBl n	TPOR	...	...	...	43.11	26.62	1	40.90	+18.5
DxEmMkt n	EMBU	...	...	...	26.61	19.37		20.59	-20.3
Dir UtBr n	UTLZ	...	...	...					
DirxUtil n	UTSL	...	...	...	34.73	19.59	8	27.12	-1.6
DirxInds n	DUSL	...	...	...	44.53	27.73	8	39.53	+7.6
DirxMex n	MEXX	...	...	...	30.87	13.05	8	20.54	-.2
DrxRBkBr rs	**WDRW**	**...**	**...**	**...q**	**44.77**	**19.69**	**4**	**22.23**	-27.4
DxRsaBr rs	RUSS	...	...	...q	25.95	14.43	248	18.11	-21.3
DxSOXBr rs	SOXS	...	...	...q	24.10	8.83	3731	9.34	-43.4
DxGBull rs	NUGT	...	...	...q	37.96	10.56	10316	13.83	-56.4
DrGMBll rs	JNUG	.09e	1.1	...q	20.82	6.40	16716	8.46	-52.4
▼DirSPX Br	SPDN	...	...	...	32.98	27.80	1	27.66	-9.6
DxGlMBr rs	JDST	...	...	...q	95.14	42.31	645	70.06	+36.5
▼DirSPBear s	SPXS	...	...	...q	37.70	21.37	3939	21.06	-29.7
Dir7-10TBr	TYNS	...	...	...q	29.52	28.08		29.05	+2.8
DrxDlySpxB	LLSP	.10p	...	...q	40.65	32.94	4	40.53	+12.6
DxChiABear	CHAD	...	...	...q	39.27	27.67	10	36.82	+18.2
DrxNGBear rs	GASX	...	...	...q	36.69	14.90	5	18.38	-21.7
DxSPOGBr rs	DRIP	...	...	...q	21.30	4.97	3674	5.98	-49.6
DrxRBkBull	DPST	...	...	...q	95.94	53.06	29	80.40	+10.5
DirDGlBr rs	DUST	...	...	...q	48.79	19.04	1570	36.87	+55.6
▲DxSPXBll s	SPUU	...	...	...q	58.24	43.33	1	58.91	+18.8
DxEuFnBl	EUFL	...	...	...	65.95	32.62	16	37.50	-21.1
DirGlMin n	MELT	...	...	...	25.93	24.47		24.48	
DirSCBll s	SMLL	.27e	.4	...q	63.65	44.67	1	62.35	+21.7
Drx EurF n	EUFS	...	...	...					
DxHiYldBr	HYDD	...	...	...	20.15	10.08	0	18.40	-2.1
DrNsd100 rs	QQQE	...	...	...q	47.98	40.61	10	47.60	+10.2
DrxDlySCB	LLSC	.10p	...	...q	43.77	33.05	5	42.62	+20.0
Dir TcBr n	TECZ	...	...	...					
Dir FnBr n	FAZZ	...	...	...					
DrxiBillion	IBLN	.21e	.6	...q	35.52	29.97		32.96	+2.2
Drx Eng n	ERYY	...	...	...					
DrX EuEq n	EURZ	...	...	...	25.65	24.03		24.18	-.2
DxRusBll s	RUSL	...	...	...q	73.38	29.52	430	39.11	-22.5
DiEurBll3x	EURL	.14e	.4	...q	47.12	29.13	103	34.02	-10.7
DrxEMBll rs	EDC	...	...	...q	168.70	72.35	204	85.73	-31.8
Dir MLPHi	ZMLP	1.60m	10.0	...q	17.94	13.61	22	15.95	-.3
DxLatBll s	LBJ	...	...	...q	49.13	16.70	20	21.05	-34.8
DirTotBBr	SAGG	...	...	...q	32.31	31.03		32.07	+3.1
DxBrzBull s	BRZU	...	...	...q	65.25	14.27	3308	17.69	-56.1
DxBiotBll rs	LABU	...	...	...q	116.54	62.70	1039	96.94	+24.5
DxIndiBll rs	INDL	...	...	...q	120.64	67.97	34	78.84	-22.8
DxNGBll rs	GASL	...	...	...q	31.99	14.60	104	21.06	-17.1

Name	Ticker Symbol	Div	Yield	PE	52-week High	52-week Low	Vol 1000s	Last	YTD %Chg
DrDevMBr	DPK	...	...	...q	14.22	10.08	17	12.16	-1.3
DxSPOGBl s	GUSH	...	...	...q	47.55	16.79	632	36.54	+20.4
DxREBear	DRV	...	...	...q	15.62	8.50	59	9.08	-13.3
Dir HltBr n	SICK	...	...	...					
Dir20yrTBr	TYBS	...	...	...q	21.58	19.81		21.35	+7.2
DrxFtseEm	LLEM	.47p	...	...q				23.59	
DrxJpBull	JPNL	...	...	...q	96.48	60.59	5	72.30	-6.3
DxEnBear rs	ERY	...	...	...q	62.15	34.86		54.00	
DxEMBear	EDZ	...	...	...q	11.75	6.67		8.27	-8.7
DxEMBear rs	EDZ/WI	...	...	...q	58.75	33.35			-100.0
DirPhr Bear	PILS	1.50p	...	...				43.52	
DrxPhMd n	PILL	...	...	...	42.90	25.23		27.35	+.5
Dir CySc n	HAKK	...	...	...					
DrxSKBull	KORU	...	...	...q	72.86	31.81	73	39.10	-37.3
DxSCBear rs	TZA	...	...	...q	15.46	7.80	9258	8.12	-33.8
▼DxFnBr rs	FAZ	...	...	...q	15.68	9.00	1802	8.88	-24.0
Dx HmSu n	CLAW	...	...	...					
DrxHmbBull	NAIL	...	...	...q	110.62	47.80	64	49.97	-45.9
Dx30TBear	TMV	...	...	...q	22.45	17.07	873	21.03	+19.3
DxFnBull s	FAS	...	...	...q	82.80	52.08	1443	77.50	+13.3
DxBiotBea rs	LABD	...	...	...q	60.30	27.10		37.40	
DrxTcBr rs	TECS	...	...	...q	48.35	23.64		31.35	
DrxAClnsi	KNOW	.48e	1.1	...q	43.81	38.62	4	42.93	+3.5
DxMCBr rs	MIDZ	...	...	...q	17.27	9.97	3	10.17	-24.4
DxChiBr rs	YANG	...	...	...q	79.90	36.30		51.00	
Drx300Chin	CHAU	...	...	...q	37.53	16.30	131	18.39	-38.1
▲DxHcrBll s	CURE	...	...	...q	63.68	38.85	79	64.67	+38.8
DxTcBull s	TECL	...	...	...q	171.58	82.94	188	164.95	+47.1
DxRetlBll s	RETL	...	...	...q	53.31	22.80	29	49.22	+36.6
DxSOXBll s	SOXL	.12e	.1	...q	209.00	101.45	602	162.57	+17.9
Dir30TrBul s	TMF	...	...	...q	23.01	16.93	326	17.38	-21.4
Dir10TrBear	TYO	...	...	...q	16.00	13.61	2	15.41	+9.6
Dx10yTBull	TYD	...	...	...q	45.76	38.20	2	39.45	-10.1
DxMCBull s	MIDU	...	...	...q	55.74	36.75	9	55.08	+18.6
DrxREBull s	DRN	...	...	...q	24.73	14.68	90	22.72	-.5
DirxChiBull	YINN	.38e	1.6	...q	53.89	19.40	1756	23.94	-29.6
DirxDMBull	DZK	...	...	...q	100.54	64.86	2	75.07	-8.9
DrxSCBull s	TNA	.41e	.4	...q	97.12	56.37	2055	93.19	+32.6
▲DrxSPBull s	SPXL	...	...	...q	54.61	36.82	2035	55.38	+24.9
DirxEnBull	ERX	...	...	...q	44.29	24.01	1367	35.81	+2.5
Discover	DFS	1.60f	2.0	15	81.93	59.45	1738	79.35	+3.2
Disney	DIS	1.68	1.5	15	117.90	96.80	7103	111.62	+3.8
Div&Inco	DNI	1.63	13.4	...q	14.25	11.95	27	12.12	-9.8
DrReddy	RDY	.29e	.8	...	39.96	28.13	196	36.73	-2.2
DocuSec rs	DSS	...	...	...dd	3.16	.56	23	1.08	-40.0
DolbyLab	DLB	.64	.9	72	74.29	56.50	425	69.30	+11.8
DollarGen	DG	1.16	1.1	17	112.59	76.13	1866	109.56	+17.8
DomMidst	DM	1.34f	7.5	13	34.85	12.55	9446	17.90	-41.2
DomEngy	D	3.34	4.7	14	85.30	61.53	5144	70.32	-13.2
DomRes un	DCUD	...	...	...	53.58	42.50	87	47.63	-7.8
DomRs76 n	DRUA	...	...	...	25.85	23.04	67	23.96	-6.3
Dominos	DPZ	2.20f	.8	44	305.34	166.74	611	282.71	+49.6
Domtar g	UFS	1.74	3.2	20	54.50	40.72	419	53.73	+8.5
Donaldson	DCI	.76f	1.3	30	59.22	43.35	669	58.35	+19.2
DonlleyRR rs	RRD	.12m	2.1	7	10.68	4.48	563	5.81	-37.5
DonnlyFn n	DFIN	...	...	...	22.50	15.22	140	20.59	+5.6
DorianLPG	LPG	...	...	...dd	8.80	6.78	119	7.79	-5.2
DoubIncSol	DSL	1.80a	8.9	...q	21.56	19.56	220	20.28	+.4
DblLOppCr	DBL	2.00a	9.6	...q	24.20	20.48	55	20.85	-6.0
DougDyn	PLOW	1.06	2.3	28	49.50	36.18	36	47.00	+24.3
DEmmett	DEI	1.00	2.6	25	41.59	34.72	671	38.44	-6.4
Dover	DOV	1.88	2.1	18	109.06	71.71	1576	89.36	-11.5
DoverDG	DDE	...	...	...dd	3.49	.92	28	2.84	+178.4
DoverMot	DVD	.08f	3.7	10	2.30	1.80	13	2.15	+10.3
DowDuPnt	DWDP	1.52	2.2	22	77.08	61.27	8440	70.03	-1.7
Dry Gl24 n	DCF	.22f	2.4	...	10.05	8.96	50	9.01	-4.1
DryHYSt	DHF	.35	10.9	...q	3.57	3.08	70	3.18	-4.8
DrMuBdInf	DMB	.75	6.1	...q	13.52	12.10	55	12.26	-5.7
▼DryfMu	DMF	.54	6.9	...q	9.38	7.89	19	7.88	-11.4
▼DryStrt	LEO	.52	6.9	...q	8.95	7.43	154	7.47	-13.5
DrySM	DSM	.50	6.8	...q	8.61	7.28	125	7.34	-14.2
Dril-Quip	DRQ	...	...	...dd	58.95	37.35	539	49.40	+3.6
DriveShack	DS	.48	8.1	16	8.06	2.87	124	5.89	+6.5
DriveS pfB	DSpB	2.44	9.4	...	26.49	25.27	0	25.90	+.7
DriveS pfC	DSpC	2.01	7.9	...	26.18	23.62		25.53	+1.6
DriveS pfD	DSpD	2.09	8.2	...	25.84	24.46		25.44	-.1
DuPnt pfA	DDpA	3.50	4.2	...	96.65	82.01	0	84.11	-9.0
DuPnt pfB	DDpB	4.50	4.4	...	110.00	100.00	0	101.73	-6.1
Ducomun	DCO	...	...	25	41.24	25.06	44	39.11	+37.5
Df&PGblUt	DPG	1.40	9.6	...q	16.38	13.50	75	14.65	-5.6
DufPUC	DUC	.60	7.1	...q	9.28	8.38	22	8.43	-4.8
DukeEngy	DUK	3.71f	4.6	18	91.78	71.96	3910	80.62	-4.1
DukeEn 73	DUKH	1.28	5.3	...	26.31	23.71	26	24.35	-3.9
DukeRlty	DRE	.80	2.8	23	29.71	24.30	2195	28.72	+5.5
DunBrad	DNB	2.09	1.5	21	145.00	105.42	522	143.21	+20.9
Dycom	DY	...	...	23	123.99	67.15	476	85.00	-23.7
Dynagas	DLNG	1.00	11.8	...	14.27	7.51	180	8.48	-21.9
Dynags pfA	DLNGpA	2.25	8.7	...	26.97	25.09	4	25.95	-.3
Dynegy 7	DYNC	1.75	2.3	...	85.58	63.60		75.38	-4.8
DynexCap	DX	.72	11.3	15	7.41	6.02	329	6.39	-8.8
Dynex pfA	DXpA	2.13	8.2	...	26.00	25.04	3	25.89	+1.5
Dynex pfB	DXpB	1.91	7.7	...	25.16	23.25	3	24.74	-.1

- E -

Name	Ticker Symbol	Div	Yield	PE	52-week High	52-week Low	Vol 1000s	Last	YTD %Chg
ETracBDC	BDCS	1.84e	8.8	...q	22.24	18.72	13	20.86	+.5
ETrMLPSht	MLPS	...	...	...q	15.50	11.06		12.22	-1.2
ETrAlerNG	MLPG	1.86e	7.4	...q	26.25	19.00		25.05	+4.0
E-TrAlerInf	MLPI	1.88e	7.7	...q	26.53	20.31	115	24.49	+1.2
ETBbgCmd	DJCI	...	...	...q	17.00	13.42	20	15.40	-3.9
ETrAlerian	AMU	1.45e	8.3	...q	19.18	14.59	102	17.52	+1.2
E-TrFood	FUD	...	...	...q	18.97	15.89	1	16.16	-10.2
E-TrcEngy	UBN	...	...	...q	10.00	6.50		8.96	+15.1
E-TrcIMet	UBM	...	...	...q	22.54	16.04		17.54	+2.8
E-TracAg	UAG	...	...	...q	19.25	15.84		16.15	-9.3
ETr2xBDC	BDCL	3.52e	21.6	...q	18.58	13.13	22	16.30	-.9
E-TrcCmci	UCI	...	...	...q	16.37	13.69	4	15.09	-1.9
E-TrcSilv	USV	...	...	...q	22.48	17.60		17.60	-19.1
E-TrcGld	UBG	...	...	...q	35.00	29.72		30.20	-8.5
E-TrLvstk	UBC	...	...	...q	21.19	17.09		18.15	-8.3
ECA MTrl	ECT	.26e	14.1	5	2.50	1.45	8	1.86	-13.5
EG Comp	AGEM	...	...	...q				22.55	
EGBasMat	LGEM	...	...	...q				10.05	
EG CnsGds	GGEM	...	...	...q				23.42	
EG CnsSvc	VGEM	...	...	...q				22.28	
EG Fincl	FGEM	...	...	...q				20.32	
EG HltCre	HGEM	...	...	...q				23.77	
EG Tech	QGEM	...	...	...q				21.71	
EG MetMn	EMT	...	...	...q				9.98	
EG Energy	OGEM	...	...	...q				22.23	
EG Utils	UGEM	...	...	...q				15.87	
EG Telecm	TGEM	...	...	...q				19.72	
ELF Inc n	ELF	...	...	...cc	23.85	9.30	319	13.61	-39.0
EMCOR	EME	.32	.4	22	85.08	68.02	529	74.64	-8.7
EMX Roy g	EMX	...	...	...	1.47	.67	30	1.13	+36.0
ENI	E	1.29e	3.4	...dd	40.15	31.58	120	38.49	+16.0
EOG Rescs	EOG	.88f	.7	...dd	131.60	92.38	1817	119.21	+10.5
EP Energy	**EPE**	**...**	**...**	**...dd**	**3.54**	**1.27**	**1327**	**2.02**	-14.4
EPAM Sys	EPAM	...	...	71	144.19	81.51	240	138.72	+29.1
EPR Prop	EPR	3.84	5.6	18	72.27	51.87	450	68.88	+5.2
EPR pfC	EPRpC	1.44	5.1	...	28.71	23.38	22	28.08	+4.3
EPR pfE	EPRpE	2.25	6.3	...	37.19	33.48	4	35.85	-2.7
EPR Pr pfG	EPRpG	1.44	6.3	...	25.23	21.60	77	22.86	-8.7
EQT Corp	EQT	.12	.2	...dd	66.03	43.70	1983	48.49	-14.8
EQT GP n	EQGP	1.03e	4.8	11	30.74	20.30	108	21.54	-19.9
EQT Mid	EQM	4.36f	7.8	11	77.97	48.91	265	56.16	-23.2
ETF SlTRis	RISE	...	...	...q	25.25	22.89	0	25.18	+6.0
ETF JrSil	SILJ	...	...	...q	12.54	8.23	50	9.00	-20.7
ETF Cyber	HACK	...	...	...q	40.72	29.50	1076	39.59	+25.1
ETF BigD	BIGD	...	...	...q				27.78	
ETF MobP	IPAY	...	...	...q	42.97	32.01	67	42.74	+22.5
ETF M AlH	MJ	...	...	...	45.40	25.10	2466	43.01	+47.1
ETF M Vid	GAMR	...	...	...	55.00	43.00	14	47.30	-1.3
ETF Drone	IFLY	...	...	...	39.57	33.54	9	38.85	+4.0
ETF AIPw n	AIEQ	...	...	...	29.90	24.03	46	29.52	+14.1
ETF MgT ef	WSKY	...	...	...	35.50	31.34		32.31	-5.5
Pure Fintch	FINQ	...	...	...				28.95	
BlStIsrTc n	ITEQ	...	...	...	36.84	30.11	6	36.43	+15.2
▲ETF Clim	ETHO	...	...	...q	38.22	31.43	2	38.03	+11.9
▲ETFAlpAlt	ALFA	...	...	...q	51.31	40.81	2	51.22	+19.6
ChngFnDvr	CHGX	...	...	...	20.84	18.02	0	20.70	+10.5
ETF EmM n	EEMD	...	...	...	28.41	22.00	0	22.99	-12.1
ETF spx H n	SPDV	...	...	...	28.19	25.00	3	27.87	+6.6
ETF AptF n	FTVA	...	...	...	30.36	24.74	10	29.30	+8.0
ETF GOP n	MAGA	...	...	...	29.82	25.59	6	28.88	+3.5
NtDUSEq ef	MXDU	...	...	...	29.80	25.93	10	29.58	+4.2
NtRkBsInt ef	RBIN	...	...	...	27.90	25.38		25.71	-6.3
RsBsUSE ef	RBUS	...	...	...	29.53	24.83	12	28.00	+3.0
▲ETF RvCp n	RVRS	...	...	...	17.07	14.84	1	17.08	+7.4
ETF BrVl n	BVAL	...	...	...	16.70	14.46	1	16.56	+4.3
ETFDeepV	DVP	.66e	1.9	...q	37.26	27.86	20	35.58	+8.5
GlGoGld n	GOAU	...	...	...	13.47	9.95	1	10.92	-16.0
ETF OCIO n	OCIO	...	...	...	27.81	25.59	45	27.14	+1.4
ETF Seren	ICAN	...	...	...	29.79	25.55	1	29.68	+9.4
PremisCap	TCTL	...	...	...	31.57	28.69	4	31.18	+4.0
AmCusSat	ACSI	...	...	...				30.55	
AptBehMo	BEMO	...	...	...	36.98	28.15	5	36.01	+18.8
EtfAlphacln	ALFI	...	...	...q	26.95	23.56		25.14	+.7
EtfUSGblJ	JETS	...	...	...q	34.75	28.45	63	32.86	+.9
ETF Master	HIPS	1.29	7.7	...q	18.29	17.22		16.80	-5.3
▲EtfDiaHVal	DHVW	.99e	2.8	...q	34.53	30.05	4	34.79	+4.2
EtfInfcMLP	AMZA	2.08	27.4	...q	9.44	6.55	750	7.60	-11.7
ETF BioPr n	BBP	...	...	...	46.80	37.33	5	44.68	+10.2
ETF ClinT n	BBC	...	...	...	36.25	25.88	13	35.08	+23.4
InfrCpPfd	PFFR	...	...	...	26.27	23.61	6	24.35	-2.7
EtfNwfMSec	NFLT	1.13e	4.7	...q	25.95	23.72	17	24.13	-4.4
EtfReavUt	UTES	...	...	...q	34.83	30.92		30.97	-4.9
Etf VirtEM	EMEM	...	...	...	28.57	21.67	1	22.74	-13.2
Virt GlFc ef	VGFO	...	...	...	27.82	25.00		27.82	+5.8
ETF Virt n	CUMB	...	...	...	25.95	24.38	0	24.51	-3.8
ETF PrMtl	GLTR	...	...	...q	68.06	56.32	22	58.76	-9.6
ETFS Com	BCI	...	...	...	25.95	18.58	18	23.54	-3.8
ETFS Comd	BCD	...	...	...	28.39	24.53		24.97	-3.0
ETFS EnCm	BEF	...	...	...	29.22	24.07		28.56	+12.5
ETFSGold	SGOL	...	...	...q	132.10	113.30	43	116.57	-7.6
ETF Pall	PALL	...	...	...q	107.47	79.61	16	99.76	-1.8
ETF Plat	PPLT	...	...	...q	97.94	71.92	58	79.17	-10.5
EagleCGr	GRF	.50e	2.2	...q	8.59	7.16	5	8.02	+1.0
EagleGrInc	EGIF	1.31	8.5	...q	17.05	14.83	31	15.47	-6.8
EagleMat	EXP	.40	.5	21	122.49	85.84	546	87.38	-22.9
EaglePtCr	ECC	.80	4.5	...	21.60	17.28	213	17.97	-4.5
EagleP pfA	ECCA	1.94	7.6	...	26.17	24.96	2	25.47	-1.4
EaglePt 20	ECCZ	1.75	7.0	...	25.78	25.00		25.17	+.1
EaglPt pfB	ECCB	1.94	7.3	...	26.69	25.50	2	26.43	+.5
EagleP27 n	ECCY	...	...	...	26.75	24.80	6	25.77	+1.5
Earthstone	ESTE	...	...	72	12.16	7.45	88	9.42	-11.4
EastGvP n	DEA	1.04	5.3	51	22.32	18.73	661	19.72	-7.6
EstANG wd	NGT/WD	...	...	...					
Eastgrp	EGP	2.88f	3.0	42	99.39	77.74	183	97.30	+10.1
EastChem	EMN	2.24	2.2	14	112.45	85.00	838	99.81	+7.7
EastCh wt	EMN/WS	...	...	...				.55	
EKodak wt	KODK/WS	...	...	...	2.79	.01		1.15	+22900.0
EKodk wtA	KODK/WS/A	...	...	...	3.15	.00		.91	+8960.0
EKodak	KODK	...	...	...dd	13.28	2.75	211	2.85	-8.1
Eaton	ETN	2.64	3.0	20	89.85	71.62	2683	88.32	+11.8
EatVn 22 n	EFL	...	...	...	10.00	9.08	29	9.30	+.6
EatV HiIn21	EHT	.60	6.2	...	10.28	9.34	32	9.69	-3.1
▼EV CAMu	EVM	.68	6.9	...q	12.50	9.99	91	9.95	-13.5
▼EVCAMu2	EIA	.62	6.1	...q	12.99	10.28	40	10.23	-11.0
▼EVCAMu	CEV	.71	6.3	...q	12.67	11.20	14	11.16	-8.2
EatnVan	EV	1.24f	2.3	18	60.95	47.43	398	53.87	-4.5
EV EnEq	EOI	1.04	6.4	...q	16.46	13.20	76	16.26	+12.1

Name	Ticker Symbol	Div	Yield	PE	52-week High	52-week Low	Vol 1000s	Last	YTD %Chg
EV EEq2	EOS	1.05	6.0	...q	17.95	14.42	121	17.62	+15.8
EV FltRt	EFT	.91	6.2	...q	15.29	14.03	107	14.70	+2.6
EVFltRtIP	EFF	1.13	7.1	...q	17.13	15.85	44	15.85	-2.8
EV LtdDur	EVV	1.22	9.5	...q	14.10	12.47	201	12.78	-6.4
EV MAMu	MAB	.65	5.2	...q	14.03	12.35	0	12.46	-5.7
EVMAMu	MMV	.69	5.5	...q	14.00	12.26	3	12.56	-4.2
EV MIMu	MIW	.71	5.6	...q	14.39	12.52	8	12.69	-5.7
EVMIMu	EMI	.71	5.6	...q	13.45	12.04	2	12.60	-1.8
▼EVMuniBd	EIM	.77	6.7	...q	12.98	11.57	227	11.50	-8.1
EVMuni2	EIV	.70	6.1	...q	12.85	11.47	41	11.51	-6.5
EVMunTT	ETX	.85	4.4	...q	21.20	18.81	10	19.53	-5.7
EV MuIT	EVN	.85	7.3	...q	13.09	11.39	121	11.58	-6.6
EV NMuOp	EOT	1.03	4.7	...q	23.54	19.90	28	22.10	-1.9
EV NJMu	EMJ	.75	6.3	...q	13.32	11.51	14	11.90	-4.3
EVNJMu	EVJ	.73	6.3	...q	12.95	10.99	12	11.59	-1.3
▼EVNYMu2	NYH	.69	6.6	...q	12.10	10.48	20	10.46	-9.6
▼EV NYMu	ENX	.72	6.5	...q	13.34	10.99	51	11.00	-10.8
▼EVNYMu	EVY	.74	6.3	...q	13.41	11.84	8	11.80	-7.2
EV OHMu	EIO	.70	6.2	...q	13.97	11.35	12	11.37	-10.5
EVOHMu	EVO	.73	5.9	...q	13.85	12.10	7	12.42	-4.7
EV PAMu	EIP	.77	6.6	...q	14.70	11.62	7	11.70	-5.9
EVPAMu	EVP	.73	6.3	...q	12.66	11.20	2	11.51	-5.6
EVRiskMgd	ETJ	1.12	11.2	...q	10.02	8.74	179	9.97	+3.5
EV SrFlt	EFR	.95	6.8	...q	14.97	14.01	120	14.06	-2.6
EV SrInc	EVF	.42	6.5	...q	6.87	6.30	93	6.50	-.3
EVShDur	EVG	1.08	8.4	...q	14.50	12.80	37	12.87	-10.3
▼EVTxABdO	EXD	1.16	13.1	...q	11.98	8.89	81	8.84	-13.8
▲EV TxAd	EVT	1.74	7.1	...q	24.62	21.39	65	24.50	+5.3
EV TxAG	ETG	1.23	6.9	...q	18.45	16.06	139	17.91	+3.3
EV TxAOp	ETO	2.16	8.6	...q	26.83	23.01	32	25.26	-.6
EV TxDiver	ETY	1.01	7.9	...q	13.05	10.17	566	12.84	+5.3
EVTxMGlo	EXG	.98	10.2	...q	9.84	8.02	1272	9.53	+1.6
EVTxBWIn	ETB	1.30	7.7	...q	17.27	15.28	37	16.77	+.2
EVTxGBW	ETW	1.17	9.8	...q	12.74	11.15	203	11.97	+.4
EVTxBWOp	ETV	1.33	8.3	...q	16.39	14.19	232	16.10	+4.7
EclipseRs	ECR	...	...	19	2.79	1.15	1181	1.30	-45.8
▲Ecolab	ECL	1.64	1.0	34	158.07	125.74	977	159.20	+18.6
Ecopetrol	EC	.16e	.6	...	26.67	9.35	1277	24.81	+69.6
Edenor	**EDN**	**...**	**...**	**...**	**63.29**	**19.05**	**296**	**26.90**	-45.9
Edgewell	EPC	...	...	16	74.41	39.50	700	48.29	-18.7
EdisonInt	EIX	2.42	3.6	15	83.38	57.63	1841	67.82	+7.2
EducRltTr	EDR	1.56	3.8	25	43.30	30.07		41.49	+18.8
EdwLfSci s	EW	...	...	50	156.87	100.20	1615	151.47	+34.4
eHiCarSvc	EHIC	...	...	...	14.65	9.41	116	11.50	-.6
8x8 Inc	EGHT	...	...	...dd	23.50	12.00	878	21.75	+54.3
ElPasoEl	EE	1.44	2.5	25	64.35	48.05	271	58.65	+6.0
ElPasE pf	EPpC	2.38	5.1	...	50.00	43.06	3	46.25	-5.1
ElancoAn n	ELAN	...	...	...			40172	36.00	
EldorGld g	**EGO**	**.02e**	**...**	**9**	**2.36**	**.80**	**11938**	**.89**	-38.0
Electrmed	ELMD	...	...	23	7.96	4.60	18	5.97	-1.6
ElevCr n	ELVT	...	...	...	11.27	5.90	124	8.53	+13.3
EliLilly	LLY	2.25	2.1	...dd	107.84	73.69	3756	106.07	+25.6
Elk HiQPfd	EPRF	...	...	...	24.49	22.14		23.04	-3.0
Elkh LoVl n	LVHB	...	...	...	34.44	29.71		31.33	-3.2
ElkFdCm ef	RCOM	...	...	...	30.34	25.97		28.34	+.9
EllieMae	ELLI	...	...	67	116.90	80.71	1094	96.45	+7.9
EllingtnF	EFC	1.76	10.9	9	16.84	14.12	46	16.15	+11.3
EllingtRM	EARN	1.48	12.5	15	14.95	10.23	79	11.80	-2.0
Ellomay	ELLO	...	...	...	11.09	7.50	2	8.41	-6.6
EllswthFd	ECF	.80e	7.8	...q	10.44	8.81	31	10.28	+9.2
Ellswt pfA	ECFpA	1.31	5.4	...	26.20	23.39	11	24.41	-2.8
eMagin	EMAN	...	...	...dd	2.30	1.23	30	1.55	-6.1
EAndinA	AKO/A	.68e	3.4	...	28.25	18.60	0	20.04	-24.4
EAndinB	AKO/B	.74e	3.2	...	31.80	20.48	100	22.85	-22.0
Embraer	ERJ	.13e	.7	...	28.55	17.99	486	18.74	-21.7
EmerExp n	EEX	.29	1.8	...	24.56	14.66	144	16.33	-19.7
EmergeES	EMES	2.68m	...	...dd	10.45	4.46	391	4.68	-34.9
▲EmergBio	EBS	...	...	38	66.95	36.38	573	66.00	+42.0
EmrgBio wi	EBS.WI	...	...	...					
EmersonEl	EMR	1.94	2.5	25	78.61	57.47	2582	78.38	+12.5
EmerR hs	MSN	...	...	...dd	1.89	1.25	10	1.47	+.7
EmpOPES	ESBA	.34	2.1	...	21.00	15.17	18	16.55	-20.0
EmpOP60	OGCP	.34	2.1	...	20.90	15.28	1	16.36	-19.7
EmpOP250	FISK	.34	2.0	...	20.93	15.88		16.78	-17.7
EmpStRTr	ESRT	.34	2.0	43	21.09	15.94	625	16.64	-18.9
EmployH	EIG	.80	1.7	16	50.45	38.35	59	46.05	+3.7
EElChile	EOCC	1.07e	5.3	...	29.41	18.49	15	20.33	-24.5
EnLinkLP	ENLK	1.56	8.5	...	19.45	12.75	1429	18.45	+20.0
EnableMid	ENBL	1.27	7.8	18	19.27	12.89	433	16.32	+14.8
EnbrdgEM	EEQ	1.40t	...	...dd	16.23	8.38	1155	11.58	-13.5
EnbrdgEPt	EEP	1.40	12.1	13	16.34	8.89	2274	11.60	-16.0
Enbridge	ENB	2.68	...	...	42.10	29.00	3609	34.40	-12.0
EnCana g	ECA	.06	.5	21	14.31	9.79	6536	12.64	-5.2
EncompHlth	EHC	1.08	1.4	29	82.46	43.32	817	77.29	+56.4
HlthSth wt	HLS/WS	...	...	...				.57	
EndvSilv g	EXK	...	...	39	3.35	1.94	501	2.33	-2.5
EnerCre wt	ENCR/WS	...	...	...					
EnerCore n	ENCR	...	...	...					
▲Energen	EGN	.08	.1	23	82.23	47.81	1192	80.62	+40.0
Energizer n	ENR	1.16	1.9	22	65.57	40.64	334	62.15	+29.5
Engy&Exp	ENXP	...	...	...					
EnFuel grs	UUUU	...	...	...	3.64	1.30	505	3.30	+84.4
EgyTrEq s	ETE	1.22	7.0	21	19.34	12.80	3746	17.48	+1.3
EngyTrfPt	ETP	2.26	10.1	22	24.38	15.06	2878	22.35	+24.7
EnerJexR	ENRJ	...	...	...dd	.85	.11		.21	-6.8
Enerpls g	ERF	.12e	1.0	15	13.87	8.23	356	11.90	+21.6
EnersisAm	ENIA	.21e	2.6	...	12.11	6.96	1821	8.05	-27.9
EnersAm wi	ENIA/WI	...	...	...				8.16	
EnerChile	ENIC	.22e	4.5	...	6.57	4.57	336	4.91	-13.6
EnerSys	ENS	.70	.8	30	85.71	62.85	150	84.41	+21.2
Engility	EGL	...	...	...cc	38.54	21.19	154	34.41	+21.3
EnLinkLLC	ENLC	1.07	6.3	15	20.00	13.80	383	16.90	-4.0
Ennis Inc	EBF	.90f	4.3	16	22.98	17.65	57	21.10	+1.7
EnovaIntl	ENVA	...	...	18	39.00	12.45	151	31.15	+104.9
EnPro	NPO	.96	1.3	43	94.79	63.73	136	76.50	-18.2
ENSCO	ESV	.04	.5	...dd	8.00	4.10	11120	7.70	+30.3
Enservco	ENSV	...	...	...	1.50	.42	47	.69	+6.7
EnSync	ESNC	...	...	...	.65	.18	142	.27	-31.2
Entercom	ETM	.36	4.4	10	12.43	6.30	963	8.10	-25.0
EntArk66 n	EAI	1.22	5.2	...	25.29	23.08	21	23.65	-5.9
EntArk 63	EAE	1.19	5.1	...	25.39	22.51	7	23.25	-6.7
EntArk 52	EAB	1.23	5.1	...	25.37	23.26	13	24.05	-4.6
Entergy	ETR	3.56	4.3	36	87.85	71.95	1018	82.49	+1.4
EntLA 66	ELC	1.22	5.2	...	25.17	23.08	28	23.51	-5.3
EntgyLA52	ELJ	1.31	5.3	...	25.75	23.76	8	24.86	-1.0
EntLA 63	ELU	1.18	5.1	...	25.72	22.61	3	23.00	-7.3
EntMS FtM	EMP	...	...	...	25.49	23.18	7	23.95	-4.8
EntgyNO n	ENO	...	...	...	28.45	24.25	12	26.33	+2.8
EntgyNO 52	ENJ	1.25	5.1	...	25.43	23.17		24.35	-2.5
EntgyTx64	EZT	1.41	5.5	...	27.13	25.02	2	25.83	-2.6
EntProdPt	EPD	1.72f	5.9	21	30.05	23.10	2413	29.01	+9.4
Entravisn	EVC	.20	3.8	53	7.90	3.90	160	5.25	-26.6
EntrResc	EGI	...	...	...	.69	.34	30	.37	-39.0
Envestnet	ENV	...	...	76	64.80	46.95	434	62.65	+25.7
EnviroStr	EVI	.20e	...	82	48.45	21.30	23	40.40	+1.0
EnvisnHl n	EVHC	...	...	...dd	48.70	23.79	4340	45.76	+32.4
Enviva n	EVA	2.52f	8.1	...cc	33.20	25.01	21	30.95	+11.9
EnzoBio	ENZ	...	...	...dd	11.49	3.95	87	4.34	-46.7
Equifax	EFX	1.56	1.2	23	138.69	91.88	1333	133.53	+13.2
EquityCmw	EQC	...	...	33	32.55	27.96	498	32.22	+5.6
EqCm pfD	EQCpD	1.63	6.3	...	26.93	25.24	2	25.96	-1.4
EqCm pfE	EQCpE	1.81	...	...					
EqCmw 42	EQCO	1.44	5.7	...	25.58	24.91		25.05	-1.4
EqtyLfPrp	ELS	2.20	2.3	29	97.30	79.78	351	96.54	+8.4
EqtyRsd	EQR	2.16	3.2	43	70.46	54.97	1027	67.92	+6.5
EquusTR	EQS	...	...	25q	2.47	1.91	8	2.02	-16.0
EraGroup	ERA	...	...	7	14.23	8.98	40	12.38	+15.2
Eros Intl	EROS	...	...	...dd	16.90	9.20	223	12.45	+29.0
EscoTech	ESE	.32	.5	21	70.20	51.55	59	67.85	+12.6
▲Espey	ESP	1.00	3.1	25	32.00	21.07	51	32.25	+34.6
Essent	ESNT	...	...	10	50.08	32.73	520	44.29	+2.0
EssentPr n	EPRT	...	...	...	14.75	13.27	1427	14.50	+6.0
EssexPT	ESS	7.44	3.0	29	264.07	214.03	276	245.36	+1.7
EsteeLdr	EL	1.52	1.1	47	158.80	106.00	1582	142.59	+12.1
Esterline	ESL	...	...	21	96.95	67.15	1367	90.65	+21.4
EtfSilver	SIVR	...	...	...q	17.20	13.58	103	13.93	-15.7
EthanAl	ETH	.76	3.4	15	32.90	21.25	155	22.05	-22.9
Etrac2xMtg	MORL	3.31e	21.0	...q	19.30	12.50	468	15.73	-10.9
Et2xDJDiv	DVYL	3.55e	4.8	...q	77.86	60.01	0	74.34	+1.5
Etr2xHomb	HOML	...	...	...q	70.00	36.37		41.65	-30.8
EtrCrdOil n	OILX	...	...	...	43.69	28.59	1	42.57	+30.6
EtHiDLwV	HDLV	2.57e	9.7	...	33.35	23.58	2	26.52	-17.6
Etr2xSPX	SPLX	...	...	...q	73.35	46.73		57.63	+6.2
Etr2xCEFd	CEFL	2.88	18.4	...q	18.96	15.30	99	15.69	-13.4
EtrcDvsHi	DVHL	2.85e	14.4	...q	21.75	17.57	14	19.80	-2.0
EtrWFxEn	LMLP	1.90e	11.2	...	19.00	14.10	13	17.00	+8.0
EtracReit	LRET	2.00e	8.0	...q	27.26	19.32	0	24.96	-5.0
UBS VlHdg	XIVH	...	...	...	82.84	11.86		15.28	-80.2
VelShSP46	BSWN	...	...	...	24.95	9.02		10.69	-40.1
UBS VIVIX	LSVX	...	...	...	33.40	12.32		14.88	-51.4
Etr EnhGl	FIHD	...	...	...	191.45	152.00	72	174.68	+1.5
Fl EnhEu n	FIEE	...	...	...	202.02	149.80	2	165.00	-7.0
Etr SP MLP	MLPZ	.06p	...	...	51.00	31.45		42.23	-1.5
Etr MLP In	MLPQ	.08p	...	...	44.40	25.63	21	36.45	-3.3
EtrAlerTRt	AMUB	.36p	...	...q	19.27	16.38		18.30	+5.8
EtrAlerInf	MLPB	.99e	...	...q	26.40	20.87		24.61	+5.9
EtrBCmdty	UCIB	...	...	...q	16.21	14.55		15.02	+.1
EtrWFBsD	BDCZ	.91e	...	...q	22.00	19.08		20.86	
Etr2xLevLg	LBDC	2.89e	17.8	...q	18.82	13.65		16.26	-.2
EtrMtgReit	MRRL	1.70e	...	...q	19.15	11.51	156	15.71	-11.3
EtrSCHiDv	SMHD	3.06e	16.4	...q	21.47	14.27	60	18.62	-5.1
Euronav n	EURN	2.41e	...	...dd	10.10	7.50	413	8.50	-8.1
EuroEqFd	EEA	.17e	1.8	...q	10.88	9.06	3	9.55	-3.2
EvansBc	EVBN	.92f	2.0	19	49.23	38.10	3	47.15	+12.5
Eventbr n	EB	...	...	...			10966	36.50	
Evercore	EVR	2.00f	2.0	24	117.49	73.55	395	102.55	+13.9
EverestRe	RE	5.20	2.2	25	264.88	206.68	218	231.70	+4.7
Evergy	EVRG	1.60	2.9	25	59.28	47.06	2735	55.77	+5.6
EveriHldgs	EVRI	...	...	...dd	9.81	6.08	733	9.38	+24.4
EversrceE	ES	2.02	3.3	20	66.15	52.76	1240	61.77	-2.2
Evertec	EVTC	.40	1.7	20	25.55	12.60	468	24.10	+76.6
EvolentH n	EVH	...	...	...dd	28.20	10.30	530	27.05	+119.9
EvolPetrol	EPM	.40	3.7	18	12.00	6.35	176	10.80	+57.7
EvoquaWt n	AQUA	...	...	...cc	25.36	17.40	819	18.41	-22.4
ExantasCap	XAN	.20	1.8	...dd	12.09	8.51	182	11.17	+19.2
ResCap pfA	RSOpA	2.13	8.6	...	25.56	23.65		24.57	
ResCap pfB	RSOpB	2.06	8.4	...	25.37	24.07		24.60	-1.6
ResCap pfC	RSOpC	2.16	8.3	...	25.99	24.90		25.96	+1.7
ETYldShHi	YYY	1.92	10.4	...q	20.00	18.08	56	18.48	-5.1
ExTrRobo	ROBO	.07e	.2	...q	46.20	39.23	194	42.52	+2.9
Ber Gl Rs n	BRGL	...	...	...	28.14	24.89		27.00	+3.6
Ber US Rs n	BERN	...	...	...	29.49	24.94		29.49	+9.7
ExTTactUS	HTUS	...	...	...q	29.30	24.04	3	27.76	+2.3
ETF IndExp	TETF	...	...	...	21.64	16.65	3	19.88	+4.4
RxVlmxInF	VMIN	...	...	...	46.55	2.37	39	3.36	-90.3
ExTrGldE	GHE	...	...	...				26.95	
ExTGldSP	GHS	1.33e	4.0	...	36.05	31.62		33.63	+2.9
ETEMeCmc	EMQQ	.02p	...	...q	43.50	30.06	72	32.42	-14.8
Exelon	EXC	1.38f	3.2	12	45.05	35.57	6030	43.39	+10.1
Express	EXPR	...	...	35	11.69	5.82	2344	10.93	+7.7
Exterran n	EXTN	...	...	...dd	33.69	24.15	127	24.77	-21.2
ExtraSpce	EXR	3.44	3.9	21	101.96	76.55	1607	87.38	-.1
ExxonMbl	XOM	3.28	3.9	18	89.30	72.16	10855	84.82	+1.4

- F -

Name	Ticker Symbol	Div	Yield	PE	52-week High	52-week Low	Vol 1000s	Last	YTD %Chg
FB Finl n	FBK	.24	.5	16	45.43	35.28	91	44.30	+5.5
FBL Fn	FFG	1.84	2.3	19	85.70	64.00	11	81.40	+16.9
FCB Fin	FCB	...	...	18	62.95	43.85	563	49.60	-2.4
FGL Hldg n	FG	...	...	...	11.25	8.14	549	9.08	-9.8

Continued on **next page**

Continued from **previous page**

NYSE

Name	Ticker Symbol	Div	Yield	PE	52-week High	52-week Low	Vol 1000s	Last	YTD %Chg
FGL Hld wt	FG/WS	...	...	...	2.10	.97		1.48	-2.0
FMC Corp	FMC	.66	.7	17	98.70	72.73	1546	89.55	-5.4
FNBCp PA	FNB	.48	3.6	13	14.92	12.44	2333	13.30	-3.8
FNB FL pfE	FNBpE	...	...	...	31.65	27.64	1	28.25	-3.4
FTFQAntiB	BTAL	...	...	...q	20.45	18.31	2	19.90	+3.2
FTFQMom	MOM	...	...	...q	26.26	23.09	1	24.61	+2.4
FTFQuSize	SIZ	...	...	...q	21.94	19.25		20.05	+.4
FTFQValu	CHEP	...	...	...q	27.13	22.52		22.73	-12.8
FTFQHgDiv	DIVA	1.08e	2.8	...q	25.68	23.17	6	24.17	-2.7
FqfOAsiaDv	OASI	.43e	...	...q	32.18	27.53		28.47	-5.1
FqfOEurDiv	OEUR	.15e	...	...q	26.90	23.41		23.50	-7.7
FQFO USDv	OUSA	.20e	...	...	33.39	29.40		30.51	-4.4
FS Invest	FSIC	.76	10.5	9	8.75	6.95	2219	7.25	-1.4
FTE Net n	**FTNW**	**...**	**...**	**...**	**26.25**	**9.66**	**100**	**11.27**	-31.7
FTI Cnslt	FCN	...	...	32	81.91	34.43	234	74.10	+72.5
FTS Intl n	FTSI	...	...	...	22.60	9.38	735	11.81	-39.8
Fabrinet	FN	...	...	19	48.97	24.02	482	45.76	+59.4
FactsetR	FDS	2.56	1.1	28	237.29	160.79	234	233.27	+21.0
FairIsaac	FICO	.08	...	59	241.10	131.52	218	229.72	+49.9
FairmSant	FMSA	...	...	35	6.39	3.40		5.63	+7.6
FangHldg	SFUN	.20e	7.7	1	5.69	2.42	1584	2.60	-53.4
FarPtAc un	FPAC/U	...	...	...	10.45	10.06	2	10.20	+.4
Farmland	FPI	.20m	3.0	61	9.68	5.15	178	6.68	-23.0
Farmln pfB	FPIpB	1.50	6.7	...	27.96	17.30	16	22.55	-12.5
FedExCp	FDX	2.60	1.1	11	274.66	214.11	2342	246.81	-1.1
FedAgric	AGM	2.32	3.0	...	99.11	65.24	29	78.56	+.4
FdAgricA	AGM/A	2.32	3.2	22	87.76	66.62	1	73.58	+1.1
FAgMt pfA	AGMpA	1.47	5.8	...	26.25	24.75	2	25.50	+1.5
FAgMt pfB	AGMpB	1.72	6.5	...	27.49	25.52		26.40	+.2
FAgMt pfC	AGMpC	1.50	5.8	...	28.75	25.68	14	26.00	-6.5
FedRlty	FRT	4.08f	3.2	22	134.52	106.41	517	127.87	-3.7
FedRlt pfC	FRTpC	1.25	5.7	...	25.48	21.32	27	22.10	-12.2
FedSignl	FSS	.28	1.0	26	28.32	18.37	148	26.78	+33.3
FedInvst	FII	1.08	4.3	9	36.76	22.06	1164	25.16	-30.3
▼FedPMu	FMN	.88	6.9	...q	14.96	12.92	16	12.85	-8.5
Ferrari n	RACE	...	...	...	149.85	103.65	640	137.29	+31.0
Ferrellgs	FGP	.40	14.0	...dd	5.67	2.70	185	2.85	-33.4
Ferro	FOE	...	...	19	25.50	20.07	245	23.50	-.4
FiatChrys	FCAU	...	...	...	24.95	15.33	5165	18.34	+2.8
FibriaCelu	FBR	.09e	.5	...	22.05	12.20	331	18.33	+24.7
FidCorpBd	FCOR	1.58	3.3	...q	51.09	46.30	5	48.39	-5.0
FidLtdTm	FLTB	.98	2.0	...q	50.65	49.11	15	49.27	-1.7
FidTotBd	FBND	1.20e	2.5	...q	50.55	48.42	65	48.60	-3.3
▲FidCnsDis	FDIS	.40e	.9	...q	45.60	35.36	122	45.63	+16.6
FidCnsStpl	FSTA	.87e	2.6	...	35.47	29.50	55	33.37	-2.7
FidEnergy	FENY	.53e	2.5	...q	22.21	17.78	119	21.04	+4.9
FidFinan	FNCL	.60e	1.4	...q	43.90	36.43	236	42.27	+3.7
▲FidHlthCre	FHLC	.70e	1.5	...q	46.30	38.45	189	46.46	+16.2
FidIndls	FIDU	.56e	1.4	...q	41.28	35.55	54	40.96	+5.8
▲Fid Val n	FVAL	...	...	...	35.18	29.95	28	35.44	+7.9
▲Fid Qual n	FQAL	...	...	...	34.84	29.56	14	34.96	+10.0
FidInfoTch	FTEC	.42e	.7	...q	60.90	44.87	303	60.01	+20.1
Fid Moment	FDMO	...	...	...	35.48	28.44	23	35.22	+12.6
▲Fid LowVol	FDLO	...	...	...	33.85	28.39	19	33.98	+11.0
▲Fid RisR n	FDRR	...	...	...	32.71	28.85	139	32.73	+6.8
▲Fid CoreD n	FDVV	...	...	...	31.12	26.84	74	31.10	+8.4
FidMsciRE	FREL	.86e	3.4	...q	25.45	21.73	102	24.93	+.9
FidUtils	FUTY	1.21e	3.4	...q	37.01	30.99	94	35.20	+2.0
FidTelecm	FCOM	.76e	2.4	...q	33.40	27.59	42	31.55	+2.1
FidelMatls	FMAT	.53e	1.5	...q	37.11	31.85	53	35.16	+.4
FidlNatFn	FNF	1.28f	3.3	16	42.52	33.71	1084	39.32	+.2
FidNatInfo	FIS	1.28	1.2	20	110.50	89.31	1048	109.79	+16.7
FidClayOp	FMO	1.72f	14.2	...q	15.43	10.27	96	12.12	-7.8
Fieldpt wt	FPP/WS	...	...	...	.09	.00		.00	
FifthStF 24	FSCE	1.47	5.8	...	25.44	25.04		25.15	
58.com	WUBA	...	...	89	89.90	56.70	779	75.37	+5.3
FstAccept	FAC	...	...	...dd	1.50	.78		.81	-31.9
FstAFin n	FAF	1.52	2.9	21	62.71	48.81	1021	52.71	-5.9
FtBcp pfA	FBPpA	...	...	...				12.30	
FtBcp pfB	FBPpB	...	...	...				12.00	
FtBcp pfC	FBPpC	...	...	...				12.07	
FtBcp pfD	FBPpD	...	...	...				12.69	
FtBcp pfE	FBPpE	...	...	...				12.03	
▲FstBcpPR	FBP	...	...	30	9.14	4.48	10776	9.04	+77.3
FstCash	FCFS	.88	1.1	31	95.40	59.35	178	82.00	+21.6
FstCwlth	FCF	.36	2.2	20	17.91	13.00	368	16.54	+15.5
FstData n	FDC	...	...	13	26.62	14.73	4830	25.41	+52.1
FstHorizon	FHN	.48	2.6	16	20.86	16.51	2153	18.24	-8.8
FstHrz pfA	FHNpA	1.55	6.1	...	25.85	24.77	1	25.42	+.9
FstInRT	FR	.87	2.7	21	34.04	27.61	822	31.90	+1.4
FMajSilv g	AG	...	...	...dd	8.48	4.93	3409	5.73	-15.0
FstRepBk	FRC	.72	.7	21	106.75	84.56	812	100.79	+16.3
FstRep pfB	FRCpB	1.55	6.0	...				25.63	
FstRep pfD	FRCpD	1.38	5.5	...	25.84	24.16	10	24.78	-2.9
FstRep pfE	FRCpE	1.75	6.9	...	26.93	25.25	9	25.42	-2.7
FstRep pfF	FRCpF	1.43	5.7	...	26.90	24.65	10	24.88	-3.5
FtRepB pfH	FRCpH	1.28	5.2	...	25.97	23.30	23	24.51	-3.5
FtRpBk pfG	FRCpG	...	...	...	26.75	24.09	12	24.57	-5.0
FtTr 22 n	FIV	...	...	...	9.73	9.02	64	9.30	+1.9
FtTrGlob	FAM	.90	9.5	...q	11.94	9.30	27	9.52	-17.8
FT MCGr	FNY	.15e	.3	...q	47.20	35.61	18	46.32	+18.2
FT MCVal	FNK	.40e	1.1	...q	37.99	33.31	1	37.65	+3.8
FT Austrla	FAUS	.80e	2.5	...q	34.27	31.02		32.17	-5.4
FT SCGr	FYC	.04e	.1	...q	53.19	39.36	41	52.50	+23.5
FT SCVal	FYT	.26e	.7	...q	40.30	33.92	3	39.59	+7.4
▲FT MegaCp	FMK	.44e	1.2	...q	37.07	31.43	2	37.22	+11.1
FTEurSelDv	FDD	1.09e	8.2	...q	14.79	12.78	100	13.28	-3.3
FTDJMic	FDM	.49e	.9	...q	53.34	44.07	14	51.92	+9.4
FT DynEq	FDEU	1.45	9.2	...q	20.20	15.21	83	15.70	-16.1
▲FtTEqCom	ERM	...	...	...	23.64	20.88	12	23.74	+6.2
▲FtT EqTact	TERM	...	...	...	23.62	19.41	11	23.72	+6.1
FT PfdSec	FPE	1.02e	5.3	...q	20.20	18.97	585	19.12	-4.4
FT HeitGl	PRME	...	...	...	21.67	17.96	0	21.04	+5.5
FT EM Sl n	RNEM	...	...	...	59.26	47.26	0	48.98	-10.1
FT LgShEq	FTLS	.16e	.4	...q	41.72	36.61	5	40.64	+3.4
FT PfInc n	FPEI	...	...	...	21.03	18.24	26	19.16	-4.9
FT VolIn n	HDMV	...	...	...	36.34	32.51	4	33.84	-1.4
FT VolD n	HUSV	...	...	...	24.29	21.53	25	24.24	+5.5
FTEgyInco	FEN	2.32	10.4	...q	28.00	21.34	85	22.33	-15.8
FTEnInfra	FIF	1.32a	8.2	...q	19.19	14.57	36	16.14	-9.4
FtTrEnEq	FFA	.96	5.8	...q	16.73	14.32	36	16.53	+2.1
FTArcaBio	FBT	...	...	...q	157.87	117.85	73	154.40	+23.9
FTDJInet	FDN	...	...	...q	147.73	98.97	460	141.91	+29.1
FtTVixTail	VIXH	...	...	...				26.06	
FT RNG	FCG	.22e	1.0	...q	24.67	19.20	133	22.47	-1.4
FT ConDis	FXD	.30e	.7	...q	45.57	37.70	22	43.92	+4.3
FT ConStap	FXG	.75e	1.6	...q	51.57	44.32	13	48.02	-1.3
FT Engy	FXN	.33e	1.9	...q	17.75	12.83	191	17.15	+10.8
FT Fincl	FXO	.65e	2.0	...q	32.97	29.02	116	32.82	+4.8
FT HlthCr	FXH	...	...	...q	83.96	65.80	72	83.09	+19.0
FT IndPrd	FXR	.16e	.4	...q	43.22	36.31	50	43.04	+6.0
FT Matls	FXZ	.37e	.9	...q	46.43	39.61	51	42.80	-2.4
FT Tech	FXL	.13e	.2	...q	64.83	46.66	147	63.35	+23.4
FT Utils	FXU	.67e	2.4	...q	28.24	23.46	46	27.75	+6.6
FTDJGlDiv	FGD	1.42e	5.6	...q	28.07	24.45	53	25.49	-3.2
FT GlbRE	FFR	.75e	1.6	...	47.19	41.42	2	45.55	+.1
FT NAEngy	EMLP	.93e	3.9	...q	25.36	21.43	475	23.84	-2.9
FT HiLgSh	FSD	1.20	8.1	...q	17.20	14.35	106	14.81	-9.9
FT USIPO	FPX	.32e	.4	...q	75.99	62.79	36	74.99	+9.9
FTChnd	FNI	.19e	.5	...q	43.90	33.97	26	35.17	-11.2
▲FT Dow30 n	EDOW	...	...	...	23.63	19.75	2	23.77	+7.4
FT EngCn	FLM	.58e	1.0	...q	63.91	53.61	11	57.29	-3.8
FT WindEn	FAN	.46e	3.3	...q	13.84	12.41		13.81	+4.2
FT Wtr	FIW	.21e	.4	...q	51.69	44.21	10	51.62	+6.0
FT RNG rs	FCG/WI	...	...	...q					
FT IntPfd	FPF	1.95	9.0	...q	25.10	21.40	162	21.57	-11.5
▲FT LCCore	FEX	.58e	.9	...q	63.01	53.99	62	63.04	+7.7
FT LCGr	FTC	.24e	.3	...q	70.74	56.19	31	70.33	+14.9
FT LCVal	FTA	.82e	1.5	...q	57.69	50.38	40	55.30	+1.2
FT MLP&E	FEI	1.42	11.4	...q	16.50	11.68	324	12.41	-20.1
FT MCCore	FNX	.51e	.7	...q	73.11	60.50	32	72.44	+10.2
FTMstrDv	FDL	.79e	2.6	...q	31.14	27.37	308	30.01	-.3
FTFutStrt	FMF	...	...	...	51.53	37.80	1	49.49	+3.9
FstTrMtg	FMY	1.02	7.6	...q	14.48	13.20	1	13.42	-5.7
FT MultCG	FAD	.20e	.3	...q	77.78	60.05	7	76.89	+17.1
FT MultCV	FAB	.45e	.8	...q	59.34	52.58	3	58.66	+3.0
FT MLPEn	FPL	1.26	13.0	...q	13.49	9.57	329	9.71	-18.2
FT REIT	FRI	.39e	1.7	...q	24.38	20.20	15	23.59	+1.3
FT SCCore	FYX	.38e	.5	...q	70.45	56.38	36	69.80	+14.1
FTSpecFin	FGB	.70	11.1	...q	7.00	5.65	39	6.33	+3.1
FTStrHi2	FHY	1.32	11.1	...q	13.88	11.83		11.90	-7.0
FTrVL100	FVL	.05e	.2	...q	25.04	21.78	3	23.75	+1.6
FTrVLDv	FVD	.57e	1.8	...q	32.16	28.89	391	32.09	+4.0
FT EmOp	FEO	1.40	10.6	...q	17.42	12.40	47	13.26	-18.7
FTrSenFlt	FCT	.72	5.7	...q	13.53	12.41	50	12.67	-1.3
FirstEngy	FE	1.44	3.9	8	38.37	29.34	4265	36.86	+20.4
Fitbit n	FIT	...	...	...dd	7.79	4.51	6182	6.08	+6.5
500.com	WBAI	...	...	49	23.22	9.05	13	11.37	+12.5
FvPntHld n	FPH	...	...	...	15.04	10.00	48	10.09	-28.4
FlagstarB	FBC	...	...	24	40.06	30.82	214	32.44	-13.3
F&C DynPf	DFP	1.92	8.0	...q	28.36	22.78	43	24.09	-9.7
FlrtyPfdInc	PFD	1.08	8.0	...q	16.34	13.19	23	13.42	-10.4
FlrtyPfdOp	PFO	.88	7.5	...q	12.32	10.60	57	11.64	-1.4
FlrtyPfdSc	FFC	1.63	8.8	...q	21.56	18.26	90	18.50	-9.6
▼FlrtyTotR	FLC	1.63	8.6	...q	22.00	19.02	52	18.96	-12.3
Flanign	BDL	.25f	.9	15	29.00	20.20	7	27.10	+14.9
Fleetcor	FLT	...	...	28	225.92	145.27	345	222.18	+15.5
▲FlexUSTilt	TILT	1.74e	1.4	...q	121.11	103.87	8	121.21	+8.3
FlxEmgTilt	TLTE	1.26e	2.4	...q	65.59	50.27	52	52.56	-12.0
FlxUpstNR	GUNR	.67e	2.0	...q	35.54	30.87	275	33.97	+2.0
Flx3yrTips	TDTT	.39e	1.6	...q	24.70	23.91	237	23.92	-1.8
Flx5yrTips	TDTF	.54e	2.2	...q	25.46	24.16	37	24.20	-3.0
FlxCoreSl n	BNDC	...	...	...	28.51	23.99		24.01	-4.2
FlexEMTilt	TLEH	...	...	...q	33.14	27.73	75	28.60	-7.3
FlxDMTilt	TLDH	...	...	...q	30.34	27.03	1	28.49	-2.3
FlxGlbQRE	GQRE	1.33e	2.1	...q	64.31	57.24	13	62.67	-.2
FlxGblInfr	NFRA	.95e	2.0	...q	49.99	44.91	25	47.58	-2.4
FlxDevTilt	TLTD	1.88e	2.8	...q	73.71	62.88	39	66.13	-4.5
FlxIntDvDf	IQDE	1.15e	4.9	...q	27.04	22.37	7	23.30	-8.7
FlxIntDvDy	IQDY	1.02e	4.0	...q	30.65	24.51	1	25.79	-9.8
FlxIntlDiv	IQDF	1.01e	4.1	...q	28.63	23.35	85	24.42	-8.8
▲FlxQDvDef	QDEF	1.19e	2.5	...q	47.35	41.07	14	47.39	+7.4
FlxQDvDyn	QDYN	1.22e	2.7	...q	47.20	41.06	0	45.89	+3.8
FlxQualDv	QDF	1.22e	2.5	...q	47.98	41.91	70	47.93	+6.4
FlxRdyAcc	RAVI	1.23	1.6	...q	75.93	67.87	8	75.52	+.1
FlexSolu	FSI	...	...	...dd	2.10	1.33	13	1.47	-19.2
Flor&Dec n	FND	...	...	37	58.28	33.61	753	35.72	-26.6
Flotek	FTK	...	...	...dd	6.77	1.94	796	2.45	-47.4
FlowrsFds	FLO	.72	3.7	21	22.82	17.71	871	19.37	+.3
Flowserve	FLS	.76	1.4	...cc	56.86	37.71	1462	55.77	+32.4
TigerM wt	IDI/WS	...	...	...				.07	
Fluor	FLR	.84	1.4	43	62.09	40.11	770	59.00	+14.2
FlyLeasing	FLY	1.00	6.9	14	15.32	11.54	22	14.52	+12.5
FEMSA	FMX	.74e	.8	...	101.12	80.86	242	97.56	+3.9
FootLockr	FL	1.38	2.9	27	59.40	28.42	2431	47.29	+.9
FordM	F	.60a	6.1	5	13.48	9.22	45485	9.81	-21.5
ForestCA	FCE/A	.72	2.9	20	25.86	19.24	2898	25.15	+4.4
Forestar	FOR	...	...	16	26.39	15.35	41	25.15	+14.3
ForsightEn	FELP	.13	...	...dd	4.73	3.28	15	3.98	-8.9
Fortis n	FTS	1.70	5.2	...	38.24	30.88	323	32.58	-11.2
Fortive n	FTV	.28	.3	...	87.86	69.03	17937	87.37	+20.8
FortTrInf n	FTAI	1.32	7.1	...dd	20.13	15.45	91	18.67	-6.3
FortunaSlv	FSM	...	...	19	6.08	4.03	1099	4.51	-13.6
FBHmSec	FBHS	.80	1.5	19	73.62	52.52	1559	55.13	-19.4
ForumEn	FET	...	...	...dd	17.95	9.95	844	11.20	-28.0
FoundBld n	FBM	...	...	...	16.40	12.09	152	13.11	-11.4
FourCorP s	FCPT	1.10	4.2	20	27.48	21.28	279	25.98	+1.1
FourSeEd n	**FEDU**	**3.32**	**73.8**	**5**	**10.45**	**3.66**	**4**	**4.50**	-50.0
FrancoN g	FNV	.96	1.5	60	86.06	58.26	780	64.61	-19.2
FrankCov	FC	...	...	...dd	31.20	18.00	17	23.45	+13.0
▲FrankFn n	FSB	.40p	...	20	40.90	30.80	81	41.10	+20.5
FrankLibInt	FLQH	...	...	...	28.16	23.58	0	25.21	-.5

Name	Ticker Symbol	Div	Yield	PE	52-week High	52-week Low	Vol 1000s	Last	YTD %Chg
FrankLibEm	FLQE	...	...	...	35.59	29.04	7	30.30	-8.3
FrankLibGl	FLQD	...	...	...	30.47	26.92	2	28.36	-2.5
FrankLbGIE	FLQG	...	...	...	32.51	29.20	0	31.36	+2.6
FrnL LoV n	FLLV	...	...	...	33.24	28.32	0	33.18	+9.5
FrnkLInvGr	FLCO	...	...	...	24.88	23.48	0	23.51	-5.1
FrnL IntO n	FLIO	...	...	...	31.52	27.73		28.00	-4.8
FrkL US Eq	FLQL	...	...	...	31.52	26.53	3	31.44	+8.8
FrankL Mun	FLMB	...	...	...	25.38	24.26		24.26	-3.3
FrnkL MunO	FLMI	...	...	...	25.03	24.35		24.35	-2.4
FrkL US Sm	FLQS	...	...	...	30.76	24.96	0	30.10	+14.9
FrkL USMid	FLQM	...	...	...	29.28	25.35		29.06	+3.8
FrankRes	BEN	.92	2.8	11	45.96	29.95	6591	32.92	-24.0
FrkShDGv	FTSD	1.55e	...	...q					
FrkStPrp	FSP	.36f	4.5	10	11.00	7.08	257	8.04	-25.1
▼FrkLtdDur	**FTF**	**.74**	**7.1**	**...q**	**12.13**	**10.85**	**627**	**10.52**	-11.1
FrkUnv	FT	.47	7.1	...q	7.36	6.55	38	6.70	-6.6
FranksIntl	FI	.30	3.6	...	9.75	4.93	492	8.35	+25.6
FrptMcM	FCX	.20	1.4	9	20.25	12.18	21783	14.39	-24.1
FresenMd	FMS	.51e	1.0	...	57.94	47.19	119	51.85	-1.3
FDelMnt	FDP	.60	1.7	15	52.43	34.29	91	35.51	-25.5
FriedmInd	FRD	.24f	2.6	...dd	11.47	5.15	49	9.20	+62.0
Frontlne rs	FRO	.60e	...	...dd	6.43	3.79	168	5.35	+16.6
FullerHB	FUL	.62f	1.1	25	59.58	46.62	478	58.46	+8.5
FutureFuel	FF	.24a	1.4	22	18.97	11.32	72	17.66	+25.3

- G -

Name	Ticker Symbol	Div	Yield	PE	52-week High	52-week Low	Vol 1000s	Last	YTD %Chg
GAMCO s	GBL	.08	.3	...	30.94	23.42	11	26.00	-12.3
GATX	GATX	1.76f	2.1	17	91.12	56.00	206	85.64	+37.8
GATX 66	GMTA	...	...	...	27.00	22.81	5	25.11	-4.4
GCP ApT n	GCP	...	...	55	34.79	23.85	469	26.25	-17.7
GDL Fund	GDL	.64	7.0	...q	10.30	9.02	46	9.16	-5.9
GDLFd pfB	GDLpB	1.50	3.0	...	50.80	49.99		50.06	-.5
GGP Inc pfA	GGPpA	1.59	6.5	...	25.68	23.55		24.39	-3.4
GMAC CpT	ALLYpA	2.03	7.8	...	26.87	25.46	177	26.05	+.4
GMS Inc n	GMS	...	...	17	39.98	22.92	455	24.75	-34.2
GNC	GNC	.80	21.1	3	10.44	2.71	1262	3.79	+2.7
GP Strat	GPX	...	...	24	31.25	17.15	34	18.55	-20.0
GTT Comm	GTT	...	...	...dd	62.32	30.65	572	45.15	-3.8
GabCvInc	GCV	.48	8.4	...q	6.95	5.50	25	5.70	-3.4
GabCv pfB	GCVpB	1.50	5.8	...	26.97	25.49	0	25.80	-2.6
GabDvInc	GDV	1.32	5.5	...q	24.97	21.44	92	24.19	+3.3
GabDiv pfA	GDVpA	1.47	5.8	...	27.49	25.26	8	25.50	-2.4
GabDiv pfD	GDVpD	1.50	5.9	...	27.31	25.36	0	25.59	-2.9
GabDiv pfG	GDVpG	1.31	5.3	...	25.69	24.10	7	24.89	-1.8
GabelliET	GAB	.60	9.1	...q	6.65	5.87	526	6.58	+6.3
GabIIE pfD	GABpD	1.47	5.8	...	26.70	25.32	3	25.41	-2.6
GabIIE pfG	GABpG	1.25	5.3	...	25.23	23.45	6	23.77	-3.7
Gabeli pfJ	GABpJ	...	...	...	26.72	24.42	3	24.99	-2.2
GabEq pfH	GABpH	1.25	5.1	...	25.25	22.50	5	24.33	-3.2
GabGSmM	GGZ	...	...	...	13.61	11.73	5	12.36	-3.0
GabGSm pfA	GGZpA	1.36	5.4	...	27.63	24.16	1	24.97	-2.1
GabGUtil	GLU	1.20	6.1	...q	21.96	18.00	6	19.73	-7.4
GabGUtil pf	GLUpA	3.00	6.4	...	55.40	43.66		47.00	-6.4
GabGoAn n	GGO	...	...	...	24.74	16.28		18.50	+2.5
GabGo pfA	GGOpA	...	...	...	45.00	41.73		41.73	-3.0
▲GabHlthW	GRX	.52	4.7	...q	11.02	9.12	59	11.05	+7.1
GabHW rt	GRXr	...	...	...				.40	
GabHlt pfA	GRXpA	1.44	5.7	...	26.48	25.02	2	25.18	-2.5
GabHlt pfB	GRXpB	1.47	5.7	...	27.22	25.49	3	25.73	-2.3
GabMultT	GGT	.88e	9.6	...q	10.09	8.42	50	9.16	-.4
GabMT pfB	GGTpB	1.50	5.8	...	27.00	25.26		25.72	-2.1
GabMul pfE	GGTpE	...	...	...	25.30	22.97	1	23.65	-5.8
GabUtil	GUT	.60	10.3	...q	7.20	5.68	81	5.84	-17.7
GabUt pfA	GUTpA	1.41	5.6	...	26.50	24.89	0	25.40	-.8
GabUtil pfC	GUTpC	...	...	...	26.03	24.54	3	24.99	-1.8
Gafisa rs	GFA	...	...	...	12.99	5.12	25	5.35	-57.6
Gain Cap	GCAP	.24	3.6	11	13.26	6.04	143	6.66	-33.4
▲Gallaghr	AJG	1.64	2.2	29	76.05	60.13	778	76.13	+20.3
GamGldNR	GGN	.84	17.9	...q	5.72	4.54	678	4.69	-10.0
GamGld pfB	GGNpB	1.25	5.5	...	25.05	22.50	4	22.78	-8.2
GamNRG&I	GNT	.84	14.6	...q	7.15	5.64	77	5.77	-14.0
GamNR pfA	GNTpA	1.30	5.6	...	26.27	22.77	6	23.40	-6.4
GameStop	GME	1.52	9.2	...dd	20.97	12.20	1604	16.49	-8.1
Gannett n	GCI	.64	6.1	...cc	12.38	7.94	1019	10.43	-10.0
Gap	GPS	.97	3.5	12	35.68	25.36	3783	27.48	-18.8
GardDnv n	GDI	...	...	...	38.00	24.35	1087	29.38	-13.4
Gartner	IT	...	...	48	159.17	111.57	403	156.91	+27.4
GasLogPt	GLOP	2.09f	8.4	12	25.60	21.85	54	25.00	+1.0
GasLPt pfA	GLOPpA	...	...	...	27.24	25.30	71	25.78	-1.2
GasLog	GLOG	.56	2.8	37	22.55	15.75	300	19.85	-10.8
GasLog pfA	GLOGpA	2.19	8.3	...	27.63	25.20	3	26.39	-.8
Gastar pfA	GSTpA	2.16	71.8	...	19.10	2.35		3.01	-83.2
Gastar pfB	GSTpB	2.69	89.7	...	21.88	2.34		3.00	-84.1
▲GatesInd n	GTES	...	...	36	19.75	14.60	399	19.67	+8.8
GazitGlobe	GZT	.37e	4.0	9	11.00	8.78	5	9.40	-10.7
GeeGroup	JOB	...	...	...dd	3.68	2.00	3	2.59	-6.8
GencoSh rs	GNK	...	...	...dd	20.07	9.75	184	13.72	+3.0
Generac	GNRC	...	...	21	60.70	42.96	350	58.02	+17.2
▲GAInv	GAM	1.15e	.9	...q	37.02	32.20	46	37.09	+7.8
GAInv pfB	GAMpB	1.49	5.8	...	27.09	25.55	3	25.84	-2.8
GenDynam	GD	3.72	1.8	21	230.00	184.21	1341	202.86	-.3
GenElec	GE	.48	3.9	...dd	25.21	11.94	88208	12.46	-28.7
GECap5-53	GEK	1.18	4.8	...	25.57	22.61		24.50	-1.8
GECap 1-53	GEH	1.22	4.9	...	25.59	22.60		25.05	
GEC 10-52	GEB	1.22	4.9	...	25.40	22.48		25.10	+.8
GenMills	GIS	1.96	4.4	10	60.69	41.01	6019	44.37	-25.2
GenMoly	GMO	...	...	...dd	.46	.28	72	.36	+9.4
GenMotors	GM	1.52	4.2	...dd	46.76	33.44	11312	36.08	-12.0
GMot wtB	GM/WSB	...	...	...	28.76	20.62		25.44	+8.7
Gensco	GCO	...	...	...dd	51.85	22.55	435	47.00	+44.6
▲GenesWyo	GWR	...	...	30	90.66	67.61	526	91.01	+15.6
GenesisEn	GEL	2.88f	11.9	...cc	27.27	18.42	500	24.16	+8.1
GenesisHlt	GEN	.24	17.0	...dd	2.86	.60	163	1.41	+84.8
GenieEn n	GNE	.30	5.4	...	7.17	3.82	33	5.53	+26.8
GenieE pfA	GNEpA	.64	8.3	...	7.86	6.85	1	7.65	+4.2
Genpact	G	.30	...	20	34.79	28.04	904	30.64	-3.5
GenuPrt	GPC	2.88	2.8	22	107.75	84.71	553	101.51	+6.8
Genworth	GNW	...	...	3	4.92	2.66	3972	4.42	+42.1
GeoGrp s	GEO	1.88	7.4	15	28.06	19.05	551	25.43	+7.8
GeoPark	GPRK	...	...	...	21.88	8.02	159	18.80	+89.7
GaPw 77 n	GPJA	...	...	...	26.14	23.01	17	24.23	-5.4
Gerdau	GGB	.02e	.5	...	5.32	2.89	7908	4.15	+11.6
GerNew	GF	1.23e	.4	...q	21.49	17.79	10	18.71	-3.8
GettyRlty	GTY	1.28	4.5	15	29.89	22.68	91	28.49	+4.9
GigCapit n	GIG	...	...	...	10.22	9.60	1	9.90	+2.7
GigCapit rt	GIGr	...	...	...					
GigCapit wt	GIG/WS	...	...	...					
Gildan s	GIL	.45	1.5	17	34.19	25.33	393	30.20	-6.5
Glatfelter	GLT	.52	2.6	15	23.85	15.30	116	19.73	-7.4
Glaukos n	GKOS	...	...	...	70.91	23.08	314	60.45	+135.7
GlaxoSKln	GSK	2.89e	7.2	...	42.36	34.52	1985	39.87	+12.4
GlblBrCopp	BRSS	.36f	1.0	17	39.05	27.50	41	36.70	+10.9
GlbMed n	GMRE	.20p	...	...cc	10.05	6.34	100	9.42	+14.9
GlMed pfA	GMREpA	1.88	7.5	...	25.87	23.50		25.21	-.4
GlobNetL n	GNL	.94	4.5	34	22.53	15.55	447	20.78	+1.0
GlNetL pfA	GNLpA	1.81	7.2	...	25.97	24.06	4	25.10	-2.2
GlobPtrs	GLP	1.90f	10.3	...dd	21.05	15.17	108	18.45	+10.5
GlobPay s	GPN	.04	...	43	129.25	92.97	923	127.15	+26.8
GlbShipLs	GSL	.40	39.2	...dd	1.94	.98	192	1.02	-12.1
GlbShip pfB	GSLpB	2.19	8.7	...	25.36	21.29	13	25.04	+4.7
GlbXNordic	GXF	.83e	3.6	...q	24.68	21.25	2	22.93	+1.0
GbXSpDvE	SDEM	.63e	...	...q	17.90	13.14	12	13.74	-15.6
GbXUSRota	SCTO	.12p	...	...q	28.03	24.74		27.34	+3.9
GblXEffic	EFFE	.16p	...	...q	27.69	25.00		26.84	+.8
GblXPortgl	PGAL	.36e	2.9	...q	13.33	11.54	12	12.39	+4.2
GblXColum	GXG	.41e	4.1	...q	11.51	9.27	82	9.93	-.9
GblXEmFtr	EMFM	.40e	1.9	...q	26.16	20.50	2	21.56	-10.1
GbXMLP&E	MLPX	.60	4.4	...q	14.60	11.36	141	13.55	-.3
GblXChMat	CHIM	.24e	1.4	...q	24.12	16.37		17.47	-16.3
GblXArg	ARGT	.09e	.3	...q	38.46	24.56	321	27.63	-21.8
GblXSDvUS	DIV	1.93	7.6	...q	25.98	23.43	47	25.42	-.7
GXSupInPf	SPFF	.99	8.3	...q	12.75	11.65	78	11.94	-1.8
▲GblXGuru	GURU	.28e	.9	...q	32.95	27.81	3	32.87	+10.7
GbXGreece	GREK	.13e	1.6	...q	11.56	8.11	385	8.32	-19.1
GblXChCon	CHIQ	.12e	.8	...q	19.98	14.17	33	15.45	-17.2
GblX MLP	MLPA	.90e	9.2	...q	10.88	8.14	354	9.74	-1.2
GblXFertil	SOIL	.25e	2.3	...q	11.01	9.61	11	10.93	+3.8
GblXChiEn	CHIE	.41e	3.2	...q	13.77	10.98		13.00	+14.5
GblXSupDv	SDIV	1.42e	6.7	...	22.60	20.09	234	20.43	-6.2
GlbXChiFn	CHIX	.34e	2.0	...q	21.04	15.69	7	16.86	-6.3
GbXSEAsia	ASEA	.42e	2.6	...q	18.44	15.14	51	16.24	-4.5
GblXPakist	PAK	...	...	...q	15.14	10.21	24	10.67	-13.8
GblXChiInd	CHII	.35e	2.5	...q	16.58	12.94		14.11	-7.6
▲GblXNorway	NORW	.83e	5.6	...q	14.95	12.71	44	14.90	+13.4
▲GblXScUS n	SCIU	...	...	...q	33.34	29.20	110	33.40	+8.0
GblXScEu n	SCID	...	...	...q	29.75	26.35	1	27.69	-.1
GblXScAs n	SCIX	...	...	...q	27.08	24.26	0	25.06	-3.2
GblXScJp n	SCIJ	...	...	...	33.72	28.93	2	30.56	-3.6
GblX Icon ef	LOGO	...	...	...				16.00	
GbX US pf n	PFFD	...	...	...	26.22	23.70	37	24.20	-2.7
GbXNigeria	NGE	.31e	1.8	...q	27.10	16.60	8	17.50	-19.4
GbX US Inf	PAVE	...	...	...	17.80	14.84	37	17.58	+4.8
GblFound n	BOSS	...	...	...	21.00	16.08	2	20.55	+18.6
GlbXCop rs	COPX	.43e	1.9	...q	29.34	19.85	19	22.30	-18.5
GlbXSilv rs	SIL	...	...	...q	34.71	22.70	108	25.03	-23.3
GlbXLith rs	LIT	...	...	...q	41.21	30.72	284	33.32	-14.0
GbX Gold rs	GOEX	...	...	...q	24.36	17.51	2	19.26	-17.4
GbXUran rs	URA	...	...	...q	16.36	11.81	395	12.91	-14.2
GlblScape	GSB	.06	1.5	22	4.35	3.20	83	3.92	+10.4
Globalstar	GSAT	...	...	...dd	1.89	.40	2994	.53	-59.5
GlobantSA	GLOB	...	...	60	66.41	34.82	213	58.64	+26.2
GlobusMed	GMED	...	...	44	57.55	28.36	373	52.70	+28.2
Glowpoint	GLOW	...	...	...dd	.65	.15	136	.18	-50.0
GoDaddy n	GDDY	...	...	...cc	84.67	42.54	1792	81.58	+62.3
GolLinhs s	**GOL**	**...**	**...**	**...**	**14.48**	**4.43**	**865**	**5.44**	-37.9
GoldFLtd	GFI	.02e	.8	...	4.54	2.20	3516	2.50	-41.9
GoldResrc	GORO	.02	.4	65	7.33	3.52	316	5.17	+17.5
GoldStdV g	**GSV**	**...**	**...**	**...**	**2.01**	**1.15**	**569**	**1.81**	+3.4
Goldcrp g	GG	.24	2.2	15	15.55	9.89	6871	10.77	-15.7
GoldenMin	AUMN	...	...	...	.53	.21	171	.25	-43.3
GoldStr g	GSS	...	...	7	.92	.56	777	.77	-13.9
GldFld	GV	...	...	12	6.38	3.60	64	4.45	-9.2
GoldS pfJ	GSpJ	1.38	5.4	...	27.74	25.36	74	25.57	-3.5
GS BDC n	GSBD	1.80	8.0	12	23.10	18.78	137	22.37	+.9
GS ActbtInt	GSIE	...	...	...q	32.48	28.41	82	29.88	-.4
GS ActEM	GEM	...	...	...q	39.44	31.06	64	32.78	-8.5
GS ActEur	GSEU	.60e	...	...	33.94	29.73	2	31.19	-1.6
GS ActJpn	GSIY	...	...	...	36.02	31.09	1	33.97	+1.0
▲GS US LgC	GSEW	...	...	...	46.73	40.59	4	46.83	+7.7
GS HYBd n	GHYB	...	...	...	50.32	48.01	1	48.73	-1.6
GS CpBd n	GIGB	...	...	...	50.30	47.71	22	47.99	-4.4
▲GS ActLgC	GSLC	...	...	...q	58.99	49.26	117	59.25	+11.0
GS 0-1Yr n	GBIL	...	...	...	105.09	99.91	59	100.11	+.1
▲GS Indus n	GVIP	...	...	...	58.63	50.14	3	58.76	+11.0
GS SCap n	GSSC	...	...	...	49.66	40.68	1	48.73	+12.5
GSCI37	GSC	...	...	...q	28.00	17.55		26.88	+12.1
GoldmanS	GS	3.20f	1.3	19	275.31	218.89	2498	237.40	-6.8
GoldS pfK	GSpK	1.59	5.9	...	29.55	26.63	29	26.78	-6.2
GoldS pfN	GSpN	...	...	...	28.34	25.95	70	26.05	-6.4
GoldS pfB	GSpB	1.55	5.8	...	27.40	25.20	35	26.65	+3.0
GoldS pfC	GSpC	1.02	4.4	...	25.27	21.52	11	23.41	+2.9
GoldS pfA	GSpA	.96	4.2	...	23.97	21.25	55	22.72	+.8
GoldS pfD	GSpD	1.02	4.5	...	23.52	21.46	99	22.68	+.4
GS MLPEn	GER	.64	9.8	...q	7.29	5.25	238	6.50	+5.7
GS MLPInc	GMZ	1.38	14.9	...	10.33	7.55	164	9.29	+3.9
GoodrPet n	GDP	...	...	...	15.75	8.93	29	13.99	+28.2
GormanR	GRC	.50	1.3	33	38.07	26.53	60	37.64	+20.6
vjGrace	GRA	.96	1.3	22	77.37	58.48	442	73.92	+5.4
Graco s	GGG	.53	1.1	15	49.69	39.93	614	47.43	+4.9
GrahamCp	GHM	.40f	1.4	20	28.98	17.97	16	28.09	+34.2
GrahamH s	GHC	5.32	.9	22	625.45	536.90	12	587.80	+5.3

Name	Ticker Symbol	Div	Yield	PE	52-week High	52-week Low	Vol 1000s	Last	YTD %Chg
Graingr	GWW	5.44	1.5	25	372.06	166.46	464	355.02	+50.3
Grmrcy pfA	GPTpA	1.78	7.1	...	27.76	24.41	22	24.99	-7.2
GrmPrTr rs	GPT	1.50	5.5	...	31.26	21.12	1208	27.42	+2.9
GranTrra g	GTE	...	...	...dd	3.61	1.98	761	3.40	+25.9
GranaMon	GRAM	.25e	9.1	...	5.15	2.25	20	2.76	-3.2
GraniteC	GVA	.52	1.1	32	68.58	40.76	562	46.37	-26.9
GranitPnt n	GPMT	1.60f	8.4	58	19.33	16.15	304	19.00	+7.1
GraniteRE	GRP/U	2.30	...	...	44.24	36.24	10	43.51	+11.3
Gran Gld n	BAR	...	...	...	136.05	117.15	16	120.52	-7.5
GranCom n	COMB	...	...	...	27.39	24.54	44	25.16	-3.9
GranSP n	COMG	...	...	...	32.29	24.96	0	29.83	+7.7
GrphTInt n	**EAF**	**.15e**	**.7**	**...**	**24.36**	**14.44**	**2761**	**20.14**	+29.9
GraphPkg	GPK	.30	2.0	15	16.74	13.09	1824	14.78	-4.3
GrayTelev	GTN	...	...	13	17.80	10.70	367	17.35	+3.6
GrayTvA	GTN/A	...	...	24	16.00	9.50	0	15.75	+9.8
GrtAjax n	AJX	1.20	8.9	9	14.69	12.27	26	13.54	-2.0
GrtAjx24 n	AJXA	...	...	...	26.37	24.54	0	25.65	+1.1
GrtBasG g	GBG	...	...	...				.09	
GtPanSilv g	**GPL**	**...**	**...**	**...**	**1.45**	**.78**	**447**	**1.00**	-22.5
GrtWstBcp	GWB	1.00	2.3	17	46.03	36.22	281	44.33	+11.4
GreenDot	GDOT	...	...	42	91.51	47.29	387	87.64	+45.4
GreenTrH n	**GHG**	**...**	**...**	**...**	**25.10**	**10.27**	**93**	**13.50**	+4.2
GreenbCos	GBX	.92f	1.5	13	60.90	42.45	345	59.95	+12.5
Greenhill	GHL	.20	.7	...dd	33.45	14.05	286	27.40	+40.5
Greif A	GEF	1.76f	3.0	17	65.60	47.97	108	58.82	-2.9
Greif B	GEF/B	2.64e	4.2	14	71.95	52.50	24	63.50	-8.4
Griffon	GFF	.28f	1.6	18	24.50	16.80	120	17.60	-13.5
Group1	GPI	1.00	1.4	10	84.47	59.72	490	73.50	+3.6
GrubHub	GRUB	...	...	...cc	149.35	49.60	1148	137.21	+91.1
GAeroPac	PAC	3.21e	2.0	...	111.60	82.19	48	106.54	+3.7
GpoASur	ASR	3.31e	...	...	212.70	152.41	24	204.88	+12.3
GpoAvalAc	AVAL	.40	5.2	...	9.51	7.40	96	7.62	-10.4
GpFnSnMx	BSMX	.30e	4.2	...	10.22	6.99		7.19	-1.6
GpoRadio	RC	...	...	...				11.53	
GpoSimec	SIM	...	...	...	11.64	8.20	2	8.97	-4.1
GpSuprvi n	**SUPV**	**...**	**...**	**...**	**33.85**	**4.91**	**4575**	**9.00**	-69.3
GpTelevisa	TV	...	...	...	25.31	14.20	748	18.68	+.1
GuangRy	GSH	.63e	2.8	...	37.43	20.59	10	22.30	-33.2
Guess	GES	.90	4.0	...cc	26.95	14.17	535	22.74	+34.7
GuggBAB	GBAB	1.66	7.7	...q	23.12	20.97	29	21.55	-5.2
Gug 27Cp n	BSCR	...	...	...	20.12	19.11		19.23	-3.8
Gug 25Cp n	BSJP	...	...	...	25.23	23.92		24.07	-3.2
GugCrdAllo	GGM	2.18	9.9	...q	23.88	21.08	19	21.87	-.3
GuggChina	YAO	.54e	1.5	...q	39.91	32.89		35.63	+2.0
GugSPEW	RSP	1.31e	1.3	...q	107.44	94.13		98.14	-2.9
GugRus50	XLG	3.03e	1.6	...q	204.48	175.79		184.20	-3.1
GugSPVal	RPV	1.18e	1.8	...q	71.34	60.15		64.18	-3.2
GugSPGth	RPG	.59e	.5	...q	117.34	97.79		109.46	+4.4
Gug LCap n	GMFL	...	...	...	28.81	24.84		27.33	+.6
GugS&P100	OEW	...	...	...	35.08	29.88		31.88	-2.9
GuEqWREst	EWRE	.27e	...	...q	28.67	23.75		26.03	-6.2
GugMCVal	RFV	.86e	1.3	...q	73.80	62.54		65.19	-6.6
GugEMk EW	EWEM	.56e	1.6	...q	37.81	32.75		35.51	+2.2
GugMC400E	EWMC	...	...	...	67.95	59.65		62.70	-2.5
GugSC600E	EWSC	...	...	...	58.12	50.12		53.61	-1.5
GugMCGth	RFG	.75e	.5	...q	167.46	141.45		155.08	+.6
GugSCVal	RZV	.67e	.9	...q	76.68	66.08		70.78	-3.2
GugTotRet	GTO	...	...	...	53.54	50.85		52.26	-1.0
GugUtil	RYU	2.62e	3.2	...q	91.25	77.44		82.64	-3.6
Gug US Lg	OVLC	...	...	...	31.49	28.98		29.51	-4.0
GugSCGth	RZG	.56e	.5	...q	122.75	105.15		114.05	-.4
GugTech	RYT	1.09e	.7	...q	163.73	131.71		147.21	+3.0
RydxMatls	RTM	1.19e	1.1	...q	118.47	102.08		105.06	-6.8
GugIndls	RGI	.84e	.7	...q	127.94	109.32		118.81	-1.5
GugHlthC	RYH	.75e	.4	...q	199.28	172.47		179.20	-.2
GugFncl	RYF	.93e	2.1	...q	47.40	39.49		43.81	-.7
GugEngy	RYE	.79e	1.5	...q	63.47	50.53		53.97	-7.4
GugConStp	RHS	2.05e	1.6	...q	138.61	119.71		126.70	-5.2
GugCnsDis	RCD	1.12e	1.1	...q	108.68	90.17		97.66	-2.4
GugEnhEq	GPM	.96	10.9	...q	9.42	7.72	102	8.84	-.7
GugChinTc	CQQQ	.60e	1.0	...q	67.24	55.05		58.81	-3.0
GugWater	CGW	.48e	1.4	...q	36.40	32.25		33.82	-4.8
GugCdnEn	ENY	.49e	5.9	...q	8.98	7.25		8.31	-1.0
GugSPHiInf	GHII	1.03e	3.9	...q	29.49	24.90		26.31	-4.6
GugSolar	TAN	.83e	3.1	...q	26.95	21.05		26.55	+5.7
GugShippg	SEA	1.48e	14.2	...q	12.40	10.31		10.45	-10.0
GugIntMult	HGI	.59e	3.5	...q	18.58	16.62		16.88	-3.2
GugFront	FRN	.47e	2.9	...q	16.28	14.33		16.15	+8.8
GugChinSC	HAO	.76e	2.3	...q	33.23	27.68		32.35	+9.4
GugChRe	TAO	.40e	1.3	...q	33.38	27.28		30.32	+5.7
GugGTimb	CUT	.52e	1.6	...q	33.90	29.88		32.72	+2.9
Gug BRIC	EEB	.41e	1.1	...q	42.00	36.17		37.78	+1.2
Gug 26CpBd	BSCQ	...	...	...	19.89	18.75		18.95	-3.8
Gug 24HYBd	BSJO	...	...	...	26.07	24.64		24.81	-3.2
GugDJIADv	DJD	.02p	...	...q	36.38	31.52		32.96	-3.5
GugHYBd23	BSJN	.15e	...	...q	26.92	25.48		25.87	-1.9
GugCpBd25	BSCP	...	...	...q	20.86	19.83		19.96	-3.6
GugInsidr	NFO	.90e	1.4	...q	65.75	58.22		63.14	+1.9
GugBlt22HY	BSJM	1.27	5.2	...q	25.46	24.17		24.49	-1.7
GugB21HY	BSJL	1.27	5.2	...q	25.32	24.12		24.58	-1.4
GugBlt24CB	BSCO	.58	2.9	...q	21.10	20.09		20.19	-3.3
GugBlt23CB	BSCN	.65	3.2	...q	21.16	20.20		20.32	-2.4
GugBlt22CB	BSCM	.58e	2.8	...q	21.72	20.62		20.69	-2.3
GugBlt21CB	BSCL	.56	2.7	...q	21.80	20.70		20.78	-1.7
ClayWilMic	WMCR	.68e	2.0	...q	37.04	31.46		33.98	-8.0
GugB20HY	BSJK	1.30e	5.3	...q	24.97	23.91		24.21	-1.3
GugB19HY	BSJJ	1.22e	5.0	...q	24.76	23.84		24.19	-.8
GugB18HY	BSJI	1.28e	4.6	...q	25.36	24.73		25.11	
ClyWUSRE	WREI	1.53e	3.3	...q	48.78	40.99		42.61	-10.0
GugMultAs	CVY	1.07e	5.0	...q	23.50	21.10		21.47	-4.2
GugCpBd20	BSCK	.61e	2.9	...q	21.54	20.98		21.04	-1.2
GugBlt19CB	BSCJ	.47e	2.2	...q	21.29	20.92		20.97	-.6
GugBlt18CB	BSCI	.40e	1.8	...q	21.21	21.08		21.11	+.1
GugSpinOff	CSD	.70e	1.3	...q	56.40	49.52		53.08	+1.9
GugRJ SB1	RYJ	.59e	1.3	...q	47.07	40.08		46.91	+7.8
GugEShDur	GSY	.65e	1.3	...q	50.41	50.11		50.16	
GugMCCre	CZA	1.02e	1.6	...q	68.99	61.75		64.81	-1.2
GugGlDiv	LVL	.52e	4.8	...q	11.80	10.71		10.89	-3.9
GugDefEq	DEF	.85e	1.8	...q	49.26	43.68		46.41	-.2
GugStrOp	GOF	2.19	10.2	...q	22.39	18.80	196	21.37	-1.0
Guidewire	GWRE	...	...	...dd	107.79	70.06	840	101.74	+37.0
GlfmOff wt	GLF/WS	...	...	...	3.50	.72		.79	+9.7
GlfmrkOf n	**GLF**	**...**	**...**	**...**	**39.00**	**17.80**	**30**	**35.43**	+24.4

- H -

Name	Ticker Symbol	Div	Yield	PE	52-week High	52-week Low	Vol 1000s	Last	YTD %Chg
HCA Hldg	HCA	.35p	...	20	138.18	71.18	1304	132.70	+51.1
HCI Grp	HCI	1.50	3.5	...dd	44.25	28.70	40	42.31	+41.5
HCP Inc	HCP	1.48	5.6	15	29.64	21.48	2335	26.35	+1.0
HDFC Bk	HDB	.37e	.4	...	112.10	89.07	986	94.90	-6.7
HECO pfU	HEpU	1.62	6.1	...	27.99	25.05	1	26.60	+.5
HFF Inc	HF	1.80e	...	19	51.74	32.99	154	44.34	-8.8
HMG	HMG	...	...	...dd	16.33	8.94	6	15.35	+22.9
HNI Corp	HNI	1.18	2.8	21	45.40	31.16	120	42.50	+10.2
▲HP Inc	HPQ	.56f	2.2	9	25.33	19.31	10136	25.69	+22.3
HSBC	HSBC	1.50e	3.3	...	55.89	42.46	1354	44.79	-13.3
HSBC prA	HSBCpA	1.55	6.1	...	26.62	25.52	125	25.60	-.9
HSBC Cap	HSEA	2.03	7.7	...	27.99	26.16		26.36	-3.6
HSBC Cap2	HSEB	2.00	7.8	...	27.45	26.05		25.68	-4.3
Haemonet	HAE	...	...	...cc	114.77	41.54	479	111.08	+91.3
HalconRes wt	HK/WS	...	...	...	1.08	.42		.80	+21.2
HalconRs n	HK	...	...	...	9.07	3.56	2870	4.51	-40.4
Hallibrtn	HAL	.72	1.8	...cc	57.86	35.75	7507	40.39	-17.4
HamBchBr	HBB	.34	1.4	...	41.00	20.97	23	23.94	-6.8
HancFinOp	BTO	1.48	3.9	...	41.00	33.45	49	38.00	-3.4
HanJS	JHS	.87e	6.5	...q	15.12	12.97	22	13.32	-10.3
HanJI	JHI	1.45e	9.0	...q	18.46	15.85	8	16.09	-8.1
HanPrmDv	PDT	1.08a	6.7	...q	17.33	14.50	76	16.21	-5.4
HanPfEq	HPI	1.68	7.7	...q	22.85	19.73	27	21.95	+2.5
HanPfd2	HPF	1.68	7.8	...q	21.94	19.39	25	21.44	-.3
HanPfd3	HPS	1.47	7.9	...q	19.19	16.80	22	18.61	-.7
HanTxAdv	HTD	1.45	6.2	...q	26.04	21.00	61	23.25	-5.7
Hanesbds s	HBI	.60	3.2	10	25.36	16.38	3875	18.63	-10.9
HannArms	HASI	1.32	6.2	34	25.28	17.33	178	21.45	-10.8
HanoverIns	THG	2.16	1.9	63	131.44	94.67	175	116.67	+7.9
HanovIns53	THGA	1.59	6.3	...	25.86	25.02	2	25.25	-.3
HarleyD	HOG	1.48	3.3	16	56.50	39.34	2054	45.44	-10.7
HarmonyG	HMY	.05	...	...	2.53	1.43	3542	1.92	+2.7
HarrisCorp	HRS	2.74f	1.7	29	170.54	126.97	1068	162.66	+14.8
Harsco	HSC	.20m	.7	74	30.05	15.55	510	28.70	+53.9
HarteHk rs	HHS	...	...	...	12.16	6.76	14	7.15	
Hrt TotR n	HTRB	...	...	...	40.25	38.76		38.99	-2.7
▼HrtMuOp n	HMOP	...	...	...	42.46	39.52	0	39.49	-1.7
HartfFn42	HGH	1.97	6.9	...	31.34	28.21	56	28.45	-2.8
HartfdFn	HIG	1.20f	2.4	17	59.20	48.79	3122	50.76	-9.8
HartfFn wt	HIG/WS	...	...	...	53.33	48.27		51.29	-.5
Haverty	HVT	.72	3.3	23	27.23	17.70	60	22.05	-2.6
HavertyA	HVT/A	.38a	1.7	17	27.10	18.00		22.24	-4.7
HawaiiEl	HE	1.24	3.5	24	38.72	31.72	368	35.37	-2.2
Hc2 Hldgs	HCHC	1.29	...	...dd	7.79	4.78	72	5.87	-1.3
HlthcrRlty	HR	1.20	4.0	47	34.07	26.09	486	29.65	-7.7
HlthcreTr	HTA	1.22	4.5	52	31.69	24.06	2218	26.84	-10.7
HeclaM	HL	.01e	.3	...dd	5.42	2.59	6841	3.04	-23.4
HeclaM pfB	HLpB	3.50	6.4	...	61.99	51.27		54.74	+3.3
Heico s	HEI	.13	...	...	97.32	67.28	272	90.63	
Heico A s	HEI/A	...	...	57	79.00	57.52	100	73.60	
HelixEn	HLX	...	...	5	10.42	5.44	1320	9.79	+29.8
HelmPayne	HP	2.80f	4.2	...dd	75.02	48.88	1189	66.98	+3.6
Hemisphrx rs	HEB	...	...	...	.65	.15	385	.23	-32.4
HennCap n	HCAC	...	...	...	11.00	9.75	2	10.19	+4.0
HennCap wt	HCAC/WS	...	...	...					
HennCap un	HCAC/U	...	...	...	11.61	10.07		11.11	+7.1
Herbalif s	HLF	...	...	24	60.41	32.13	1100	55.01	
HercHld n	HRI	...	...	...	72.99	44.85	273	52.77	-15.7
HercTGC	HTGC	1.24	9.4	11q	13.97	11.55	281	13.24	+.9
HercTG 24	HTGX	1.56	6.2	...	25.77	25.01	6	25.23	-1.5
HeritageIns	HRTG	.24	1.5	...cc	19.15	11.50	439	15.56	-13.7
Hersha pfC	HTpC	1.72	7.0	...	25.79	23.82	1	24.65	-1.9
Hersha rs	HT	1.12	4.9	30	24.16	16.60	322	22.85	+31.3
Hersha pfD	HTpD	1.63	6.8	...	25.94	22.61	2	23.75	-3.7
Hersha pfE	HTpE	...	...	...	25.79	22.66	1	23.59	-4.6
Hershey	HSY	2.89f	2.8	22	115.82	89.10	871	103.45	-8.9
HertzGl	HTZ	...	...	...	27.27	13.40	4061	18.44	-16.6
Hess	HES	1.00	1.4	...dd	71.14	40.26	2500	69.38	+46.2
Hess pfA	HESpA	...	...	...	79.62	50.17	7	77.18	+33.3
HessMidP n	HESM	1.38f	5.8	23	24.51	18.32	84	23.75	+19.9
HP Ent n	HPE	.45e	2.7	13	19.48	12.82	8726	16.87	+17.5
Hexcel	HXL	.60f	.9	24	73.42	54.93	440	67.78	+9.6
Hi-Crush	HCLP	1.67e	13.8	14	16.65	8.60	1595	12.15	+13.6
HighPtRs	HPR	...	...	...dd	7.60	3.55	1725	5.19	+1.2
HighlFlR n	HFRO	...	...	...	16.60	15.00	48	15.46	-.3
HighwdPrp	HIW	1.85	3.9	25	53.34	41.34	366	48.02	-5.7
Hill-Rom	HRC	.80	.9	24	98.96	71.91	411	91.75	+8.9
HillenInc	HI	.83	1.6	25	53.00	36.80	141	52.70	+17.9
HillmCT pf	HLMp	2.90	9.6	...	36.78	26.41	4	30.10	-12.4
HilltopH	HTH	.28	1.3	11	28.32	20.01	465	20.99	-17.1
HilGrVa n	HGV	...	...	...	47.75	30.75	599	33.23	-20.8
Hilton	HLT	.60	.7	41	88.11	66.21	3409	81.08	+1.5
HoeghLP	HMLP	1.76f	9.7	11	19.85	15.33	230	18.15	-2.7
Hoegh pfA	HMLPpA	2.19	8.5	...	27.42	25.02	7	25.83	-4.0
HollyEngy	HEP	2.64f	8.0	16	36.02	26.09	238	33.12	+1.9
HollyFront	HFC	1.32	2.0	16	83.28	32.46	2851	65.94	+28.7
HomeDp	HD	4.12	2.0	27	215.43	157.16	3956	211.06	+11.4
Honda	HMC	.84e	2.7	...	37.29	28.00	452	30.60	-10.2
▲HonwllIntl	HON	2.98	1.8	78	166.69	137.18	2031	166.54	+8.6
Honwll wi	HON/WI	...	...	...					
HorMan	HMN	1.14	2.4	28	47.65	37.35	64	46.55	+5.6
HorizGbl n	HZN	...	...	...dd	18.24	5.13	198	7.94	-43.4
HorizFn22 n	HTFA	...	...	...	26.00	25.26	1	25.60	+.8
HrzMngR n	USMR	...	...	...					

Continued on **next page**

Continued from **previous page**

NYSE

Name	Ticker Symbol	Div	Yield	PE	52-week High	52-week Low	Vol 1000s	Last	YTD %Chg
HorzSPCvC	HSPX	2.52e	3.6	...	53.32	46.37	36	52.95	+5.2
HorGKWld	KLDW	...	...	...q	35.73	31.56	2	35.10	+4.9
HoizWear n	WEAR	...	...	...				17.90	
Horz Saba n	CEFS	...	...	...	23.00	19.87	15	20.02	-6.5
JamesBibl ef	JBRI	...	...	...				26.01	
HrzProSp n	FANZ	...	...	...	23.73	20.68	0	23.62	+6.0
Hormel s	HRL	.75	1.9	22	42.29	29.75	1668	39.86	+9.5
Hornbeck	HOS	...	...	...dd	5.35	2.68	211	4.58	+47.3
HostHotls	HST	1.00a	4.7	52	22.47	17.93	11705	21.22	+6.9
HoulihnL n	HLI	1.08	2.3	18	53.20	36.44	194	46.35	+2.0
HstnAEn	HUSA	...	...	...	.56	.21	161	.22	-32.1
HovnanE	HOV	...	...	...dd	3.41	1.51	783	1.68	-49.9
HHughes	HHC	...	...	32	142.36	114.67	274	126.46	-3.7
HuanPwr	HNP	2.45e	9.4	...	31.03	23.64	20	26.13	+4.5
Hubbell	HUBB	3.08	2.3	24	149.03	100.55	506	135.86	+.4
HubSpot	HUBS	...	...	...dd	162.20	71.76	362	148.65	+68.2
HudBayM g	HBM	.02	...	8	10.25	4.13	939	5.20	-40.9
HudBay wt	HBM/WS	...	...	...	.53	.11		.31	
HudsPacP	HPP	1.00	3.1	26	36.06	28.25	970	31.79	-7.2
Humana	HUM	2.00	.6	28	339.88	231.90	430	337.66	+36.1
HuntCoFn	HCFT	.08e	2.2	5	4.70	2.55	71	3.63	-9.3
FiveOk pfA	OAKSpA	2.19	8.6	...	25.61	23.98		25.34	+.5
HuntgUSEq	HUSE	1.86e	.6	...q	41.49	37.35	11	40.95	+6.8
HuntgtnEco	HECO	.47e	.2	...q	44.87	39.67	6	44.36	+6.5
HuntgtnIng	HII	2.88	1.2	23	276.69	201.91	458	250.05	+6.1
Huntsmn	HUN	.65	2.2	10	36.09	26.59	2328	29.22	-12.2
Huya n	HUYA	...	...	...	50.82	15.25	1009	25.57	+59.2
Hyatt	H	.60	.8	37	84.89	60.08	653	78.51	+6.8
HysterYale	HY	1.24f	1.8	18	93.90	56.40	43	67.36	-20.9

- I -

Name	Ticker Symbol	Div	Yield	PE	52-week High	52-week Low	Vol 1000s	Last	YTD %Chg
IAMGld g	IAG	1.52f	38.8	...dd	6.73	3.57	4062	3.92	-32.8
ICICI Bk	IBN	.16e	1.8	...	11.26	7.61	6704	9.11	-6.4
IDT Cp	IDT	1.00f	19.1	...dd	16.48	4.82	112	5.23	-50.7
IEC Elec	IEC	...	...	...dd	6.80	3.42	23	5.46	+32.5
ING	ING	.14e	1.0	...	20.58	12.56	3100	13.65	-26.1
ING 6.125	ISG	1.53	5.9	...	26.34	25.20	90	25.75	+.8
ING 6.375	ISF	1.59	6.2	...	26.40	25.44	42	25.56	-.5
ION Geo rs	IO	...	...	...dd	32.45	7.55	139	14.95	-24.3
iPInvVix	IVOP	...	...	...q	39.03	36.70		38.00	-.9
IQ M Intr n	MMIT	...	...	...	25.10	24.63		24.63	-1.8
IQ M Ins n	MMIN	...	...	...	29.89	24.66		24.71	-2.1
IQ HdgMult	QAI	...	...	...q	33.13	29.76	216	30.75	+1.0
IQ Hedge	MCRO	...	...	...q	27.20	25.64	1	26.21	-1.3
IQ HdgLgS	QLS	...	...	...q	24.53	21.17		22.17	+1.2
IQ Ch SC n	CSML	...	...	...	29.96	25.40	23	28.92	+3.1
IQ HdgEv	QED	...	...	...q	22.00	20.76	0	21.61	+3.4
IQ HiYlVl n	HYLV	...	...	...	25.56	19.57	4	24.31	-3.3
IQ CorePl n	AGGP	...	...	...	20.19	18.45	42	19.09	-4.3
IQ CoreBd n	AGGE	...	...	...	19.81	18.22	4	18.48	-5.6
IQHdgMNt	QMN	.34e	1.3	...q	26.08	24.19		25.88	+.5
IQ GTAA	QGTA	...	...	...q	25.44	23.26	0	24.35	-.3
IQ 50HJpn	HFXJ	...	...	...q	23.96	20.69		22.12	-2.0
IQ 50HgEur	HFXE	...	...	...q	21.45	19.14	2	19.82	-2.6
IQ 50HIntl	HFXI	...	...	...q	22.80	20.34	174	21.16	-2.3
IQ RealRtn	CPI	...	...	...q	28.21	27.17	3	28.07	+2.4
IQUSReSC	ROOF	1.43e	5.4	...q	27.77	22.60	4	26.42	+.4
IQMrgArb	MNA	...	...	...q	31.92	30.25	36	31.73	+2.2
IQ AustSC	KROO	.88e	4.4	...q	20.49	17.69		19.82	+1.4
IQ AgriSC	CROP	.41e	1.3	...q	35.99	31.00	2	31.93	-8.6
IQGblOilSC	IOIL	.29e	2.8	...q	12.25	9.93		10.40	-7.6
IQ CdaSC	CNDA	.18e	1.0	...q	20.13	16.83		17.22	-9.3
IQ GlbRes	GRES	.10e	.4	...q	29.30	26.24	17	27.41	-4.0
IQVIA Hldg	IQV	...	...	15	128.40	91.57	1254	127.17	+29.9
IRSA	IRS	...	...	...	32.97	13.77	118	16.90	-42.9
iShGold	IAU	...	...	...q	13.11	11.25	10944	11.57	-7.5
iShGSCI	GSG	...	...	...q	18.31	14.59	142	17.55	+7.8
iSAstla	EWA	1.01e	4.5	...q	24.19	21.42	1315	22.37	-3.5
iSAstria	EWO	.37e	1.6	...q	27.41	21.57	8	23.76	-3.6
iShBelg	EWK	.51e	2.5	...q	23.00	19.01	6	20.05	-4.6
iShBrazil	EWZ	.67e	2.0	...q	47.85	30.65	28576	32.97	-18.5
iShCanada	EWC	.48e	1.7	...q	30.60	26.91	1428	29.02	-2.1
iShEMU	EZU	.86e	2.0	...q	47.13	39.42	5015	41.98	-3.2
iSFrance	EWQ	.58e	1.8	...q	33.73	29.57	447	31.72	+1.6
iShGerm	EWG	.60e	2.0	...q	35.87	28.79	4985	30.56	-7.5
iSh HK	EWH	.61e	2.5	...q	26.93	22.61	4287	24.02	-5.5
iSh SKor	EWY	.65e	1.0	...q	79.07	62.89	3184	67.65	-9.7
iShMexico	EWW	.78e	1.5	...q	56.41	43.55	2763	51.14	+3.8
iShNeth	EWN	.66e	2.1	...q	34.09	29.80	76	30.92	-2.6
iSPacxJpn	EPP	1.66e	3.6	...q	50.34	43.70	299	45.69	-4.4
iShSoAfr	EZA	1.02e	1.9	...q	76.53	49.54	578	54.12	-22.7
iShSpain	EWP	.99e	3.2	...q	36.38	28.80	4623	31.06	-5.2
iSSwedn	EWD	.76e	2.3	...q	36.71	29.81	234	33.03	-2.6
iShSwitz	EWL	.75e	2.1	...q	37.84	31.94	781	35.33	-.7
iShFrntr100	FM	.30e	1.1	...q	36.19	27.46	130	28.55	-13.8
iShGlHiY bt	GHYG	2.09e	4.2	...	51.63	48.61	18	49.68	-1.5
iShxUSH bt	HYXU	.92e	1.7	...q	57.19	50.63	3	53.41	-1.9
iShEMCBd bt	CEMB	2.28	4.7	...q	51.78	47.17	11	48.07	-6.1
iShEMkHY	EMHY	3.98	8.7	...q	51.08	44.12	26	45.63	-8.7
iShAsiaPDv	DVYA	2.29e	5.1	...q	51.42	43.04	3	44.87	-10.4
iShEmMDv	DVYE	1.83e	4.6	...q	46.11	38.16	52	39.78	-4.9
iShGblSilv	SLVP	.29e	3.4	...q	11.38	7.65	30	8.43	-22.2
iShGblEnP	FILL	.59e	2.5	...q	24.50	19.40	9	23.28	+8.0
iShGblAgri	VEGI	.55e	1.8	...q	31.00	27.53	3	29.82	+1.6
iShMsciWld	URTH	1.57e	1.7	...q	94.23	83.24	5	92.51	+5.0
iShEMktSC	EEMS	.89e	1.9	...q	57.36	45.00	5	46.37	-12.7
iShEMkBd	LEMB	.42e	1.0	...q	50.78	41.38	41	42.91	-11.0
iShWldMnV	ACWV	1.93e	2.2	...q	88.22	79.94	96	88.02	+4.4
iSEMMnVol	EEMV	1.15e	1.9	...q	65.55	56.74	635	59.08	-2.8
iShJpnSC	SCJ	1.81e	2.3	...q	85.34	72.83	10	77.34	-3.1
iShThai	THD	1.88e	2.0	...q	103.71	81.10	155	94.88	+2.6
▲iShIsrael	EIS	.81e	1.4	...q	58.00	46.84	6	58.28	+13.6
iShChile	ECH	.71e	1.5	...q	56.53	41.50	668	46.12	-11.6
iShBRIC	BKF	.54e	1.3	...q	50.94	38.05	12	40.54	-8.9
iShsUSA	EUSA	.67e	1.1	...q	60.07	51.84	20	59.92	+8.1
iShSilver	SLV	...	...	...q	16.64	13.11	9183	13.45	-15.9
▲iShS&P100	OEF	1.92e	1.5	...q	129.88	110.36	452	130.65	+10.1
iShMrnLV	JKF	2.46e	2.2	...q	112.57	98.00	11	110.06	+4.2
iShAcwiMV	HACV	...	...	...q	30.01	28.02		30.01	+.8
▲iShMrnLG	JKE	1.20e	.6	...q	185.40	143.96	44	185.31	+18.4
▲iShMrnLC	JKD	2.24e	1.3	...q	168.85	148.86	51	169.78	+6.8
iShBrazSC	EWZS	.40e	3.4	...q	18.14	10.92	18	11.63	-28.6
iShIntlPfd	IPFF	.96e	5.4	...q	19.76	17.15	10	17.77	-4.7
▲iShSPTUS s	ITOT	...	...	...q	67.14	57.04	649	67.36	+10.2
iShSTNtMu	SUB	.86	.8	...q	106.20	104.31	74	104.64	-.2
iShAgcyBd	AGZ	1.81	1.6	...q	113.98	110.38	51	110.46	-2.3
iShTIPS	TIP	1.69e	1.5	...q	114.56	110.27	1030	110.58	-3.1
iShChinaLC	FXI	.87e	2.0	...q	54.00	39.82	31092	42.79	-7.3
iShTransp	IYT	1.70e	.8	...q	209.43	169.45	151	207.55	+8.3
iShChinaSC	ECNS	1.73e	3.8	...q	56.49	43.99	2	45.97	-9.1
▲iSCorSP500	IVV	4.38e	1.5	...q	293.83	250.49	3987	295.76	+10.0
iSMornMC	JKG	2.32e	1.2	...q	194.94	172.98	5	193.20	+4.1
iShUSAgBd	AGG	2.65e	2.4	...q	110.04	105.00	2898	105.38	-3.6
iShEMkts	EEM	.59e	1.4	...q	52.08	40.63	93426	43.03	-8.7
iShiBoxIG	LQD	3.87	3.4	...q	121.85	113.72	6152	114.69	-5.7
iSKokusai	TOK	1.60e	2.3	...q	69.65	61.51	6	68.68	+6.3
iShCorUSTr	GOVT	.33	1.4	...q	25.39	24.26	781	24.32	-3.0
iSh2017Mu s	IBMF	.23	.8	...q				27.20	
iSGblTelcm	IXP	2.31e	4.0	...q	62.55	53.47	1088	57.45	-5.1
iShGblTech	IXN	1.10e	.6	...q	177.61	139.13	148	174.64	+13.7
iShAaa-ACp	QLTA	1.51e	3.0	...q	53.00	50.03	3	50.38	-4.6
iSMrnMCG	JKH	.59e	.3	...q	238.37	187.06	6	235.77	+16.4
iShIndones	EIDO	.35e	1.5	...q	30.61	21.27	1397	23.30	-18.0
▲iSSP500Gr	IVW	2.03e	1.1	...q	177.02	141.60	415	177.06	+15.9
▼iShNYMun s	NYF	...	...	...q	56.27	54.24	15	54.25	-2.7
▲iShGblHcr s	IXJ	...	...	...q	62.21	53.82	119	62.57	
iShGblFin	IXG	1.28e	1.9	...q	76.01	63.41	29	67.97	-2.8
▲iShUSAQlt	QUAL	1.04e	1.1	...q	90.62	76.60	320	91.06	+9.8
iSSPGlbEn	IXC	1.01e	2.7	...q	39.50	32.09	83	37.09	+4.3
iShCalMn s	CMF	...	...	...q	59.60	57.68	133	57.90	-2.1
iSh CMBS	CMBS	1.00	2.0	...q	52.05	49.27	10	49.64	-3.2
▲iShUSASize	SIZE	1.26e	1.4	...q	89.41	75.90	7	89.63	+6.9
iSGblInfra	IGF	1.27e	3.0	...q	46.80	41.66	107	42.59	-5.8
iShNANatR	IGE	.85e	2.4	...q	38.33	31.49	23	35.81	+1.0
iSh JPXNik	JPXN	...	...	...	70.78	59.86	1	64.59	-.5
▲iShUSAVal	VLUE	1.49e	1.7	...q	89.40	76.56	608	89.31	+6.8
iShLatAm	ILF	.60e	1.9	...q	39.54	28.66	3543	31.04	-9.2
iShUSAMo	MTUM	.81e	.7	...q	118.78	93.58	766	118.45	+14.9
iShMrnMCV	JKI	2.72e	1.6	...q	172.45	149.24	3	165.66	+3.9
iShPhilpns	EPHE	.20e	.7	...q	40.19	28.80	130	30.20	-22.2
iSSP500Val	IVE	2.14e	1.8	...q	121.12	105.81	750	118.40	+3.6
iShNMuBd	MUB	2.59	2.4	...q	111.37	107.56	1245	107.82	-2.6
iShUKSC bt	EWUS	1.38e	3.2	...q	46.20	40.70	8	42.87	-1.7
iSRTop200V	IWX	1.17e	2.1	...q	55.82	48.74	29	54.70	+4.3
iShIntlDev	WPS	1.16e	3.1	...q	42.27	36.65	11	37.80	-4.3
iShAsia50	AIA	1.02e	1.6	...q	72.96	59.05	100	62.45	-5.4
iSh20 yrT	TLT	3.05	2.6	...q	128.59	116.09	8657	117.15	-7.7
▲iSRTop200G	IWY	.82e	1.0	...q	85.18	66.80	71	85.12	+16.4
▲iShRTop200	IWL	1.02e	1.5	...q	67.80	57.21	5	68.21	+11.0
iShIntSelDv	IDV	1.51e	4.2	...q	35.93	31.67	480	33.31	-1.4
iS Eafe	EFA	1.66e	2.4	...q	75.27	65.15	22865	68.60	-2.4
iShGerSC bt	EWGS	.69e	1.1	...q	70.42	58.72	7	62.11	-3.4
iSRusMCV	IWS	1.59e	1.7	...q	92.95	82.40	288	92.26	+3.5
iShCrLTBd	ILTB	2.54	4.3	...q	65.21	59.00	14	59.35	-8.4
iSRusMCG	IWP	1.02e	.7	...q	137.73	111.60	127	136.45	+13.1
iShNorC bt	ENOR	.58e	2.0	...q	29.21	24.60	4	28.79	+11.6
iShRusMid	IWR	2.85e	1.3	...q	224.44	194.88	128	224.07	+7.7
iShMrnSC	JKJ	1.78e	1.0	...q	186.59	160.95	2	184.04	+5.7
iShIreland	EIRL	.55e	1.2	...q	50.12	44.27	5	46.58	-2.9
iSCorSPMid	IJH	1.89e	.9	...q	205.27	175.69	834	204.65	+7.8
LgTrmBd	IGLB	2.67	4.6	...q	63.67	57.32	35	57.94	-8.3
iShiBxHYB	HYG	5.09	5.9	...q	88.76	84.07	15315	86.22	-1.2
iShFinlC bt	EFNL	.51e	1.2	...q	45.01	38.26	3	41.78	+6.0
iShSft	IGV	.12e	.1	...q	206.66	142.80	329	201.06	+30.1
iShCorUS n	FTY	...	...	...	51.25	43.20	41	50.23	+1.2
iShDenC bt	EDEN	.81e	1.2	...q	71.11	62.85	2	65.97	-2.4
iShNetw	IGN	.25e	.5	...q	56.70	45.23	7	55.35	+14.2
iShNATch	IGM	.73e	.4	...q	211.58	151.31	59	208.19	+23.3
iShResRE	REZ	2.01e	3.1	...q	66.10	53.83	13	64.08	+3.0
iSh2019Mun	IBMH	.27	1.1	...q	25.63	24.92	44	25.34	+.1
iShC&SRE	ICF	2.97e	2.9	...q	104.39	88.40	124	102.38	+1.0
▲iShKLDSoc	DSI	1.11e	1.0	...q	107.53	92.05	33	107.67	+9.6
iShGbl100 s	IOO	...	...	...q	49.47	43.63	68	49.12	+7.0
iSh2018Mu	IBMG	.23	.9	...q	25.52	25.32		25.44	+.2
iShConsSv	IYC	1.50e	.7	...q	211.53	162.89	14	211.01	+17.7
iShGvCrBd	GBF	2.86	2.6	...q	114.99	109.28	2	109.55	-3.9
iShIndia bt	INDA	.24e	.7	...q	38.21	32.16	4329	34.37	-4.7
iSR1KVal	IWD	2.41e	1.9	...q	131.56	116.03	1593	129.36	+4.0
iSMrnSCG	JKK	.87e	.4	...q	216.39	165.22	3	214.35	+19.4
iShPoland	EPOL	.42e	1.8	...q	30.19	21.30	188	23.96	-11.6
iSMCGth	IJK	1.88e	.8	...q	238.39	198.80	47	236.40	+9.5
iShIntGvC	GVI	1.99	1.9	...q	111.15	106.93	175	107.19	-2.3
iSR1KGr	IWF	1.45e	.9	...q	156.11	123.32	1186	155.84	+15.7
iSIndiaSC bt	SMIN	.10e	.2	...q	55.13	40.70	15	41.51	-21.0
▲iSRus1K	IWB	2.36e	1.4	...q	162.63	138.58	641	163.43	+10.0
iSR2KVal	IWN	1.98e	1.5	...q	137.85	116.72	684	135.88	+8.1
iSR2KGr	IWO	1.36e	.6	...q	220.82	172.85	858	217.33	+16.4
iSh10-20TB	TLH	2.99	2.3	...q	138.01	127.49	9	128.37	-5.6
iShFltRtB	FLOT	.32	.6	...q	51.10	50.79	2411	51.00	+.4
iShR2K	IWM	1.77e	1.0	...q	173.39	142.50	16902	171.22	+12.3
iShCorHiDv	HDV	2.90e	3.2	...q	94.20	82.16	190	91.93	+2.0
iShChina	MCHI	.61e	1.0	...q	76.72	55.75	4271	60.06	-9.7
iSEafeMnV	EFAV	2.81e	3.8	...q	76.51	69.78	544	73.03	+.1
▲iSRus3K	IWV	2.47e	1.4	...q	173.53	147.68	257	174.15	+10.1
iSGblMatl	MXI	1.02e	1.5	...q	75.19	64.10	9	68.53	-2.2
iShUtils	IDU	4.54e	3.4	...q	142.50	119.51	12	135.39	+1.9
iSUSAMinV	USMV	.87e	1.5	...q	57.51	49.71	1216	57.45	+8.8
iSMrnSCV	JKL	2.98e	1.9	...q	159.20	138.00	2	157.74	+3.6
iShMCVal	IJJ	2.16e	1.3	...q	171.00	146.80	56	170.20	+6.3
iShGblUtil	JXI	1.99e	4.0	...q	53.00	45.15	5	49.75	+.4
iShTelecm	IYZ	.68e	2.3	...q	32.16	26.34	274	29.94	+1.8
iShTech	IYW	1.20e	.6	...q	196.97	145.77	75	192.85	+18.5
iShGblIndl	EXI	1.40e	1.5	...q	100.28	86.67	1	95.02	+2.3
iShGblCSt s	KXI	...	...	...q	54.58	47.79	17	51.02	
iShREst	IYR	2.76e	3.4	...q	83.62	71.27	8938	81.95	+1.2
▲iSGblCnDis	RXI	1.39e	1.2	...q	120.30	100.88	6	120.77	+10.4
iSh0-5Tips	STIP	...	...	...q	100.69	98.57	100	98.62	-1.3
iShHmCnst	ITB	.09e	.2	...q	46.56	34.69	5485	37.26	-14.8
▲iShInds	IYJ	1.65e	1.0	...q	159.02	136.00	29	158.78	+7.7
iShAerosp	ITA	1.31e	.6	...q	218.79	171.78	300	214.13	+13.8
▲iShHltcare	IYH	3.01e	1.5	...q	200.22	166.89	33	201.29	+15.5
iShFinSv	IYG	1.21e	.9	...q	142.14	115.16	57	139.52	+7.0
iShRegBks	IAT	.61e	1.2	...q	54.74	44.48	104	51.91	+5.3
iShInsur	IAK	.82e	1.2	...q	69.95	60.86	4	68.07	+2.2
iShFincls	IYF	1.45e	1.2	...q	126.54	109.58	152	126.04	+5.5
iShBroker	IAI	.65e	1.0	...q	70.58	54.27	29	65.44	+4.3
iShUSEngy	IYE	1.14e	2.7	...q	43.75	35.18	362	41.51	+4.7
▲iShESGSel	KLD	1.14e	.9	...q	119.78	103.67	17	120.83	+8.8
iShCrSPS s	IJR	...	...	...q	90.56	70.77	4285	88.93	+15.8
iShMedDev	IHI	1.57e	.7	...q	223.88	165.30	190	222.22	+28.1
iShConsGd	IYK	2.43e	2.0	...q	130.93	111.06	30	122.36	-3.4
iShHltcPrv	IHF	.24e	.1	...q	198.43	139.65	44	197.84	+26.1
iShCorTInt	IXUS	1.28e	2.1	...q	67.93	57.97	311	60.80	-3.6
iShPharm	IHE	3.11e	.9	...q	169.64	139.28	6	169.48	+9.8
iShBasM	IYM	1.42e	1.4	...q	108.32	93.11	39	102.95	+.7
iShPeru	EPU	.70e	1.9	...q	44.95	34.69	26	36.96	-9.8
iShCorEafe	IEFA	1.56e	2.4	...q	70.84	61.46	5219	64.77	-2.0
iShOilEq	IEZ	.86e	2.4	...q	40.89	31.00	28	35.32	-1.7
▲iShDJ US	IYY	2.01e	1.4	...q	146.34	124.82	14	147.06	+10.1
iShO&GEx	IEO	1.06e	1.4	...q	77.84	55.29	51	73.85	+13.7
iShAggrAllo	AOA	.98e	1.8	...q	56.94	51.55	29	54.95	+2.0
iShEurope	IEV	1.12e	2.4	...q	50.81	43.33	203	45.76	-3.2
iShGroAllo	AOR	.81e	1.8	...q	46.77	43.25	44	45.29	+.8
iSRusMic	IWC	1.08e	1.0	...q	110.15	89.86	16	107.41	+12.2
iShModAllo	AOM	.71e	1.9	...q	39.05	36.94	82	37.99	-.1
iShMorMl bt	IYLD	1.33e	5.1	...	25.96	24.39	37	24.69	-4.4
iSMsciVal	EFV	1.66e	3.2	...q	59.57	49.48	981	52.47	-5.0
iSSCVal	IJS	1.73e	1.0	...q	174.26	141.01	59	170.30	+10.9
iShConsAllo	AOK	.64e	1.9	...q	35.27	33.64	41	34.22	-1.2
iShEafeGr	EFG	1.37e	1.7	...q	85.81	76.26	104	80.87	+.2
iShB3-18xF s	IBCC	...	...	...q	24.71	24.55		24.60	
iShiB3-20F s	IBCD	...	...	...q	24.75	24.24	15	24.37	-.6
iShiB3-23x s	IBCE	...	...	...q	24.60	23.38	4	23.52	-3.1
iShBd3-18 s	IBDB	...	...	...q	25.75	25.49		25.62	+.2
iShBd3-23 s	IBDD	...	...	...q	26.82	25.50	7	25.60	-3.2
iShBd3-20 s	IBDC	...	...	...q	26.35	25.81	4	25.96	-.5
iStar	STAR	...	...	8	12.22	9.75	664	11.29	-.1
iStar pfD	STARpD	2.00	8.0	...	26.12	24.29	12	25.04	-1.3
iStar pfG	STARpG	1.91	7.8	...	25.94	24.21	6	24.55	-3.8
iStar pfI	STARpI	1.87	7.7	...	25.94	24.22	78	24.30	-3.5
IT TchPck	**ITP**	**...**	**...**	**3**	**2.45**	**.75**	**28**	**.92**	-28.8
ITT Inc	ITT	.54	.9	20	63.04	42.26	843	60.89	+14.1
iBio rs	IBIO	...	...	...	4.70	1.34		1.53	
Idacorp	IDA	2.36	2.4	24	101.49	79.59	211	98.69	+8.0
▲IDEX	IEX	1.72	1.1	34	156.43	120.93	299	156.77	+18.8
iGATE	PTI	...	...	...				19.52	
ITW	ITW	4.00f	2.7	27	179.07	134.45	916	147.99	-11.3
Imax Corp	IMAX	...	...	...cc	26.70	18.98	279	25.25	+9.1
ImunC wt rs	IMUC/WS	...	...	...	.29	.01		.04	-12.5
ImunoCll rs	IMUC	...	...	...dd	.55	.17	217	.21	-34.5
▼ImpacMtg	IMH	...	...	...dd	13.85	6.60	20	6.64	-34.6
ImpOil g	IMO	.57	1.9	62	34.29	25.91	294	30.78	-1.3
IncOpR	IOR	...	...	25	14.25	8.51	0	11.54	+4.2
IndCDrillg	**ICD**	**...**	**...**	**...dd**	**5.48**	**2.72**	**161**	**4.59**	+15.3
IndepHld	IHC	.25f	.7	14	39.85	22.95	4	34.35	+25.1
IndepRT	IRT	.78a	7.5	21	10.63	8.26	451	10.34	+2.5
IndiaFd	IFN	1.82e	1.9	...q	28.74	23.71	143	23.88	-8.6
▲IndiaGCap	**IGC**	**...**	**...**	**...dd**	**2.05**	**.32**	**19071**	**2.15**	+115.0
IndoTel s	TLK	.67	...	...	35.95	21.75	194	24.63	-23.6
IndBach	IBA	.87e	1.6	...	67.61	53.00	10	55.19	-3.7
Infosys s	INFY	...	...	18	10.65	7.08	9631	10.07	
InfrREIT n	HIFR	1.00	4.7	17	23.22	17.60	167	21.12	+13.7
InfuSystem	INFU	...	...	...dd	3.60	1.90	32	3.40	+47.8
IngerRd	IR	2.12f	2.0	24	104.25	79.63	1569	103.44	+16.0
▲Ingevity	NGVT	...	...	...	103.19	58.81	239	104.38	+48.1
Ingredion	INGR	2.50f	2.4	14	146.28	95.01	379	104.72	-25.1
InnovInd n	IIPR	1.40f	3.1	...	46.27	17.32	422	44.53	+37.8
InnoInd pfA	IIPRpA	...	...	...	29.25	25.50	2	29.20	+4.5
Innsuites	IHT	.01	.6	...dd	3.70	1.24	5	1.70	-2.9
Inphi	IPHI	...	...	23	44.25	23.65	561	37.39	+2.2
InsightS n	INSI	.80	4.3	...	21.10	18.03	14	18.57	-6.7
Insperity s	NSP	.80	.7	38	121.15	40.68	181	116.00	+102.3
InsprMed n	INSP	...	...	...	57.87	22.50	268	45.08	+80.5
InspMD wt	NSPR.WS	...	...	...	.18	.02		.05	+63.3
InspMD wtB	NSPR.WSB	...	...	...	.06	.01		.02	
InspMD rs	NSPR	...	...	...	.58	.12		.16	+21.1
InstlldBPd	IBP	...	...	25	79.40	44.90	282	45.65	-39.9
Instructre n	INST	...	...	...dd	49.18	31.60	626	38.80	+17.2
▲IntegerHl	ITGR	...	...	...dd	82.75	42.50	253	83.70	+84.8
Intellichk	**IDN**	**...**	**...**	**...dd**	**3.18**	**1.50**	**50**	**2.10**	-18.0
IntellgSys	INS	...	...	...cc	14.98	3.62	34	11.24	+146.5
Intelsat	I	...	...	...	25.21	2.44	1791	22.70	+569.6
▲InterXion	INXN	...	...	...	68.51	49.15	462	68.18	+15.7
IntcntlExc s	ICE	.88e	1.1	18	78.48	64.91	2320	77.68	+10.1
IntCtlHtls	IHG	...	...	...	69.23	50.05	110	62.26	-2.0
IBM	IBM	6.28f	4.2	11	171.13	137.45	5729	151.15	-1.5
IntFlav	IFF	2.92f	2.1	38	157.40	122.11	1996	139.91	-8.3
IntlGmeT n	IGT	.80	4.1	...	31.00	18.25	3177	19.56	-26.2
IntMktCt n	IMC	...	...	...					
IntPap	IP	1.90	3.5	18	66.94	50.00	1949	54.58	-5.8
IntlSeaw n	INSW	...	...	...	24.78	15.23	82	19.49	+5.6
IntTower g	THM	...	...	...dd	.78	.29	114	.44	+1.9
Interpublic	IPG	.84	3.7	15	26.01	18.30	2846	22.67	+12.5
IntstP pfD	IPLpD	1.28	5.1	...	26.55	23.44	4	24.89	-2.3
inTestCorp	INTT	...	...	14	10.25	5.75	25	8.10	-6.4
IntPotash	IPI	...	...	...dd	5.31	3.12	795	3.62	-23.9
Intrexon	XON	...	...	...dd	20.49	10.26	817	14.53	+26.1
Inuvo	INUV	...	...	...dd	1.24	.50	42	.62	-24.0
Invacare	IVC	.05	.3	...dd	20.00	13.95	797	15.05	-10.7
Invesco24 n	IHTA	...	...	...	10.33	8.28	13	9.37	-9.1
InvHiIn23 n	IHIT	...	...	...	10.32	9.53	21	9.91	+1.2
InvAdvMu2	VKI	.78	7.4	...q	11.78	10.33	126	10.49	-7.8
Inv Bond	VBF	.83a	4.7	...q	20.18	17.47	28	17.68	-11.1
InvCAVal	VCV	.79	6.8	...q	13.20	11.53	90	11.67	-7.2
InvDynCrd	VTA	.90	7.8	...q	12.01	11.33	111	11.52	-1.6
PSAerDef	PPA	.50e	.9	...q	59.40	49.70		57.40	+6.5
PwShBio	PBE	.57e	1.1	...q	54.28	43.08		52.05	+10.4
PS BldCns	PKB	.07e	.2	...q	36.44	29.93		31.19	-10.1
PwSClnEn	PBW	.07e	.3	...q	27.17	4.57		26.08	+2.8
PS EnEx	PXE	.50e	1.9	...q	27.45	19.40		26.53	+15.9
PwSFoodBv	PBJ	.41e	1.3	...q	34.97	31.33		32.38	-4.3
PwSLgCG	PWB	.21e	.5	...q	45.64	38.16		45.62	+10.0
PwSLgCV	PWV	.69e	1.9	...q	40.51	34.88		36.49	-6.0
PwShLeis	PEJ	.15e	.3	...q	46.94	40.22		46.80	+5.9
PowShMkt	PWC	.97e	1.0	...q	103.21	88.41		101.61	+6.7
PwShMda	PBS	.27e	.9	...q	31.86	26.87		30.87	+9.8
PwSMidGr	PXMG	.19e	.4	...q	49.44	37.92		49.35	+16.2
PwSMidVal	PXMV	.64e	2.1	...q	32.07	28.87		31.04	-.8
PwShNetw	PXQ	...	...	...q	53.26	44.61		53.25	+15.1
PS OilSv	PXJ	.28e	2.8	...q	10.85	8.23		9.87	+3.5
PwSPharm	PJP	3.84e	4.1	...q	71.42	59.82		65.41	+1.9
PS Retail	PMR	.34e	.9	...q	40.82	32.88		37.23	+.1
PwSSmGr	PXSG	.08e	.2	...q	36.79	29.75		36.72	+14.3
PwSSmVal	PXSV	.60e	1.9	...q	32.45	27.85		32.31	+4.9
PwSSemi	PSI	.04e	.1	...q	58.15	46.57		56.34	+11.6
PwShSoft	PSJ	.10e	.1	...q	77.60	60.14		77.51	+22.1
PSS&PQlty	SPHQ	.38e	1.2	...q	32.41	28.49		30.53	+.3
PwSZMicro	PZI	.15e	.7	...q	20.45	17.81		20.40	+5.5
PSWHPrgE	PUW	.17e	.7	...q	28.11	24.28		25.87	-4.3
PSPrivEq	PSP	.66e	5.4	...q	13.52	11.71		12.26	-1.5
PSFinPf	PGF	1.11	6.0	...q	19.11	18.01		18.42	-2.4
PSCleantch	PZD	.44e	1.0	...q	45.28	40.22		44.02	+4.1
PSR2KEqW	EQWS	.41e	.9	...q	46.19	40.43		46.03	+6.0
PSRslMdC	EQWM	.49e	1.0	...q	50.09	44.73		48.90	+2.5
PSRussl200	EQWL	.80e	1.5	...q	56.31	49.39		53.30	+.6
PS US1K	PRF	1.91e	1.7	...q	120.82	105.68		113.69	+.1
PS EmgInf	PXR	.50e	1.4	...q	41.00	35.16		36.29	-2.2
PS US Ag n	PBND	...	...	...	25.01	24.01		24.01	-4.0
PS Dv exNA	PBDM	...	...	...	27.90	25.06		26.09	+.2
PS USA SC n	PBSM	...	...	...	27.92	24.80		27.92	+5.0
PS USA Pt n	PBUS	...	...	...	28.95	25.70		26.98	+1.0
PS SP500 n	SPMV	...	...	...	28.51	26.39		27.34	-.7
PS Rs1000 n	USEQ	...	...	...	29.01	25.55		27.66	+.2
PS SP SC n	XSHQ	...	...	...	29.99	25.78		28.70	+6.3
PS SP Val n	SPVM	...	...	...	30.41	26.07		28.54	-1.2
PS SP IntD	IDHD	...	...	...	30.80	27.75		28.46	-1.6
PS SC High	XSHD	...	...	...	26.03	23.12		25.14	-.1
PS TrCol n	CLTL	...	...	...	106.03	105.27		105.89	+.6
PS LowVRot	DWLV	...	...	...	33.00	29.35		32.94	+5.8
PSBldABd	BAB	1.31	4.4	...q	30.81	29.23		29.57	-3.6
PS LowVol	XRLV	.46	1.3	...q	36.20	31.37		34.25	+.9
PSR1KEqW	EQAL	.39e	1.2	...q	32.78	28.88		31.63	+1.4
PS VarPfd	VRP	1.20	4.8	...q	26.13	24.83		24.88	-3.0
PS SCLowV	XSLV	.73e	1.5	...q	48.35	42.80		48.13	+4.1
PS MCLwV	XMLV	.64e	1.4	...q	47.03	42.05		46.50	+2.5
PS SPX HiD	SPHD	1.30	3.2	...	43.25	38.14		40.38	-4.8
PS EMLwV	EELV	.60e	2.4	...q	27.59	24.16		25.39	+.2
PS EMkMom	EEMO	...	...	...	22.52	19.10		20.17	-1.7
PS IntLwV	IDLV	1.11e	3.4	...q	35.35	32.06		33.12	-1.6
PSSPIntDv	IDMO	.59e	2.1	...q	30.54	26.85		27.70	-1.6
PS YuanDS	DSUM	.77	3.3	...q	24.73	22.95		23.73	+2.6
PS FdIGBd	PFIG	.67	2.7	...q	26.70	24.54		24.76	-3.2
PS SP LwV	SPLV	.85	1.8	...q	49.36	44.46		46.93	-1.7
PS SP HiB	SPHB	.49e	1.1	...q	46.04	38.15		44.73	+5.3
InvHiInc2	VLT	1.24	9.1	...q	15.22	13.00	10	13.65	-7.2
Invsco iim	IIM	.84	6.1	...q	15.26	13.64	218	13.88	-6.8
Invesco	IVZ	1.16	4.8	10	38.43	23.25	3462	24.41	-33.2
InvMtgCap	IVR	1.68	10.4	6	18.86	15.15	872	16.21	-9.1
InvMtg pfA	IVRpA	1.94	7.6	...	25.52	24.24	9	25.42	+1.6
InvMtg pfB	IVRpB	1.94	7.6	...	26.53	24.25	4	25.53	-.9
InvMtg pfC	IVRpC	1.88	7.7	...	25.73	23.40	19	24.45	-2.2
Invsco oia	OIA	.39	5.2	...q	8.25	7.34	46	7.61	-4.9
▼InvMuOpTr	VMO	.88	7.6	...q	13.27	11.48	168	11.54	-6.9
InvMuniTr	VKQ	.82	7.1	...q	12.98	11.35	197	11.47	-8.2
InvPAVal	VPV	.79	6.7	...q	12.51	11.54	59	11.81	-2.8
▼Invsco iqi	IQI	.76	6.5	...q	13.04	11.70	140	11.69	-6.6
InvSrInco	VVR	.31	7.2	...q	4.50	4.26	402	4.33	-1.4
▼InvTrIG	VGM	.88	7.5	...q	13.67	11.71	152	11.75	-10.8
InvTrNY	VTN	.85	6.8	...q	13.91	12.47	88	12.50	-8.9
InvTech	ITG	.28	1.3	...dd	23.96	17.63	152	22.21	+15.4
InvRlEst	IRET	.28	5.1	6	5.99	4.05	251	5.51	+10.4
InvRIE pfC	IRETpC	1.66	6.7	...	26.08	22.29	19	24.91	-4.2
Invitae n	NVTA	...	...	...dd	18.38	4.35	1650	16.89	+86.0
InvitHm n	INVH	.44	1.9	...	24.30	20.25	1634	23.65	+.3
iPBetaCmd	BCM	...	...	...q	32.00	25.55	3	29.10	-.5
iPS&PWtd	SBV	...	...	...q	26.59	20.85		23.51	+12.8
iPBtaCocoa	CHOC	...	...	...q	38.83	26.69		36.88	+32.4
iPBetaCoff	CAFE	...	...	...q	13.28	10.35		10.48	-7.8
iPBetaCttn	CTNN	...	...	...q	35.76	29.20		35.02	+17.6
iPBetaSug	SGAR	...	...	...q	29.25	19.26		19.26	-11.2
iPBetaAlu	FOIL	...	...	...q	30.20	26.92		27.14	-8.3
iPBetaCopp	CUPM	...	...	...q	36.42	30.49		33.56	-7.5
iPBetaLead	LEDD	...	...	...q	43.61	39.03		39.24	-6.7
iPBetaNick	NINI	...	...	...q	22.79	14.80		21.83	+3.0
▲iPBetaCrOil	OLEM	...	...	...q	21.88	14.83	3	21.86	+23.4
iPBetaNGs	DCNG	...	...	...q	19.05	16.19		16.70	-1.5
iPBetaAgri	DIRT	...	...	...q	31.28	28.84		30.91	+5.7
iPGrains	WEET	...	...	...q	33.51	30.53		33.13	+7.7
iPBetaSfts	GRWN	...	...	...q	21.90	19.54		19.54	-9.4
iPBetaIMet	HEVY	...	...	...q	35.00	31.49		32.29	-4.6
iPBetaEgy	ONG	...	...	...q	20.99	16.66		20.41	+4.0
iPBtaLvstk	LSTK	...	...	...q	47.53	39.79		42.10	-6.0
iPBtaPrMt	BLNG	...	...	...q	34.40	31.90		33.44	+4.3
iP LXR2K	RTLA	...	...	...q	209.90	209.90		209.90	+4.4
iPathLong	SFLA	...	...	...				214.83	
iPLgEEmM	EMLB	...	...	...q	119.99	62.61		80.80	-32.7
IronMtn	IRM	2.20	6.2	31	41.52	30.78	1845	35.53	-5.8
iShItaly rs	EWI	...	...	...q	34.45	26.58	400	29.03	-4.6
iShJapan rs	EWJ	...	...	...q	64.71	55.18	10318	59.91	
iSMlasia rs	EWM	...	...	...q	36.56	30.46	567	32.72	-.8
iShSing rs	EWS	...	...	...q	28.35	22.80	401	23.83	-8.1
iSTaiwn rs	EWT	...	...	...q	39.36	35.01	3771	37.19	+2.7
iSh UK rs	EWU	...	...	...q	38.05	32.65	1686	34.18	-4.6
iSh0-5IGCp	SLQD	.79	1.6	...q	50.64	49.46	151	49.61	-1.3
iShCmdOpT	CMDT	...	...	...q	41.95	34.64		34.84	-6.3
iShCvBd	ICVT	.67e	...	...q	60.27	53.04	60	59.55	+8.0
iShCorEM	IEMG	.95e	1.8	...q	62.70	49.20	22135	51.95	-8.7
iSh 10 Cp n	LLQD	...	...	...	51.31	46.31		47.16	-8.0
iSh 5-10Cp n	MLQD	...	...	...	49.96	47.08		47.45	-4.0
iShColomC	ICOL	.43e	3.1	...q	16.51	13.19	4	13.73	-4.9
iShEnhBd n	IGEB	...	...	...	50.74	47.60	10	47.92	-4.8
iShDefBd n	HYDB	...	...	...	51.43	48.94	16	49.63	-2.1
iShFSIntSC	ISCF	.12p	...	...q	34.73	30.35	5	31.83	-1.9
iShRs2500 n	SMMD	...	...	...	48.83	40.62	1	48.27	+10.5
iShFacSIntl	INTF	.17p	...	...q	31.21	26.73	166	28.39	-1.6
iShArgGl n	AGT	...	...	...	32.94	20.93	9	23.38	-22.5
iShFS USA	LRGF	.19e	...	...q	34.19	29.67	200	34.09	+7.2
iShFSUsaSC	SMLF	.23e	...	...q	45.04	36.92	15	44.06	+11.5
iShFacSGbl	ACWF	.11p	...	...q	34.07	28.69	25	30.99	+1.1
iSh iBd23 n	IBML	...	...	...	25.70	24.64	43	24.86	-1.4
iSh IntDv n	IDEV	...	...	...	62.47	54.59	12	57.44	-1.8
iShMgRE rs	REM	...	...	...q	47.64	39.80	245	44.52	-1.5
iSh0-5HYCp	SHYG	2.38	5.1	...q	47.84	45.93	443	46.93	-.4
iShDvlValu	IVLU	...	...	...q	28.44	24.11	38	25.77	-2.5
iSh 3-10yr n	IMTB	...	...	...	49.92	47.14	2	47.68	-4.1
iShSaudi	KSA	...	...	...	31.99	24.69	144	28.85	+10.2
iSh MinVl n	SMMV	...	...	...	33.40	27.25	4	32.90	+12.7
iShIntDevM	IMTM	.30p	...	...q	33.00	28.66	58	30.55	+.1
iShIntDevQ	IQLT	.55p	...	...q	31.40	28.14	7	29.77	+.4
iShLwCarb	CRBN	.94p	...	...q	125.97	111.46	5	120.83	+3.3
iShShMBd bt	NEAR	.35	...	...q					
iShDvlSize	ISZE	...	...	...q	29.72	26.46		27.38	-3.3
iShCHdEM	HEEM	1.26e	1.9	...	28.95	24.56	40	25.58	-3.5
iShMsciChA	CNYA	...	...	...	35.68	24.43	11	25.94	-19.0
iSh IntDvGr	IGRO	...	...	...	62.04	53.84	5	57.18	-3.7
iShMultiTc	TCHF	...	...	...	43.69	36.20		42.73	+10.2
iShMultInd	INDF	...	...	...	33.67	29.28		31.65	-.8
iShMultHl	HCRF	...	...	...	35.18	30.04		35.01	+10.7
iShiB20Mun	IBMI	.24	.9	...q	25.44	25.18	56	25.29	-.2
iShMultMat	MATF	...	...	...	36.19	31.32		31.95	-6.6
iSh MultFin	FNCF	...	...	...	37.85	32.43		34.52	-2.3
iShMultiEn	ERGF	...	...	...	30.71	25.06		28.25	-.2
iShIntHdHi	HYGH	4.56	4.9	...q	92.42	88.33	19	92.20	+1.5
iShCHAust	HAUD	1.81p	...	...q	25.31	22.42		24.66	+.6
iShGldSt n	IAUF	...	...	...					
iSh MultCnS	CNSF	...	...	...	27.25	23.37		25.33	-4.3
▲iShCDivGr	DGRO	.65e	1.7	...q	37.56	32.19	502	37.80	+8.7
iSh MulConD	CNDF	...	...	...	34.86	28.16		34.34	+9.7
iSh MultUt	UTLF	...	...	...	28.56	23.93		26.79	+.5
iShCHEmu	HEZU	.64e	1.7	...q	31.62	28.32	833	29.91	+.3
iShGblReit	REET	.94e	3.6	...q	26.68	23.40	88	26.04	-.2
iSh AdapJp	DEWJ	.18p	...	...	31.33	27.46	0	29.88	+.5
iSh AdapC	DEFA	.48p	...	...	30.45	27.82	1	28.73	-2.3
iSh AdapEu	DEZU	.56p	...	...	30.64	27.34		27.34	-5.0
iShCoreInt	IAGG	...	...	...	53.61	51.56	56	52.17	+.2
iShEurSC	HEUS	...	...	...q	31.56	28.58		30.56	+2.0
iShCorePac	IPAC	1.06e	1.8	...q	63.99	55.81	38	58.76	-1.5
iShEurMV	HEUV	.98	3.9	...q	25.26	23.44		25.08	+1.7
iShIntHdCp	LQDH	2.76	2.8	...q	99.18	95.06	170	96.98	-.4
iShCHCda	HEWC	1.41e	1.7	...q	27.27	24.31		26.53	+.5
iShJpMinV	JPMV	.70e	1.0	...q	72.41	63.67	1	68.65	+1.1
iShEafeMV	HEFV	...	...	...q	28.30	26.08		27.60	+.1
iShEuMinV	EUMV	.67e	2.6	...q	26.69	24.16	5	25.30	-.2
iShCHNk400	HJPX	.19p	...	...q	32.09	27.77		30.44	+.1
iShCorEur	IEUR	1.18e	2.4	...q	53.97	46.21	667	48.82	-2.7
iShxJMinV	AXJV	.84p	...	...q	38.95	34.30		35.34	-2.8
iSh2022Mu	IBMK	.09e	...	...q	26.25	25.24	68	25.42	-1.0
iShEm exCh	EMXC	...	...	...	58.49	47.54	0	49.61	-8.0
iShYdOpBd	BYLD	.75	3.1	...q	26.66	24.00	2	24.08	-3.7
iSh2021Mu	IBMJ	.07e	...	...q	26.01	25.19	45	25.30	-.5
iSHgxUSHY	HHYX	.67e	...	...q	28.17	27.48		28.02	+.5
iShRussia rs	ERUS	...	...	...q	39.23	30.66	264	33.75	+.7
iSCHeafe	HEFA	.70e	1.5	...q	30.88	27.69	269	29.79	+.4
iShCHMex	HEWW	1.41p	...	...q	21.11	18.16		19.67	-1.6
iShH10yCBd	CLYH	.31e	...	...q	27.42	25.38	3	26.07	-1.3
iShCHSpain	HEWP	.31p	...	...q	23.70	20.85	11	21.90	-1.2
iShHEmBd	EMBH	.30e	...	...q	27.04	24.94	1	25.69	-3.2
iShCHItaly	HEWI	.55p	...	...q	19.17	15.86	1	16.78	-.3
iShShMMu	MEAR	.27e	...	...q	50.37	49.61	2	49.92	+.2
iSCHEafSC	HSCZ	.19p	...	...q	32.36	29.18	5	31.38	+1.3
iShUSFxBal	FIBR	2.20e	...	...q	101.02	98.54		98.80	-1.4
iShCHAcxUs	HAWX	1.38e	3.9	...q	28.00	25.34	21	26.73	-.5
iShGbMM rs	PICK	...	...	...	37.91	29.06	124	32.36	-6.6
iShCHAcwi	HACW	.94e	2.1	...q	30.93	27.88		29.63	+.8
iShTrFRBd	TFLO	.07e	.1	...q	50.85	50.12	99	50.29	+.1
iShCH UK	HEWU	.24p	...	...q	25.54	22.21	17	23.71	-2.5
iSh ESG s	ESGE	...	...	...	37.04	17.14	144	33.41	
iShCHSwitz	HEWL	1.43e	2.3	...q	27.79	25.03		26.57	-1.7
iShEMktMV	HEMV	...	...	...q	29.20	26.20		26.76	-2.3
iShLqdty bt	ICSH	.25e	.5	...q	50.54	49.99	73	50.17	+.2
iShCHJpn	HEWJ	.74e	.5	...q	35.29	30.23	476	33.75	+1.2
iShCHSoK	HEWY	.48p	...	...q	32.01	27.49		28.28	-6.5
iShFacEmg	EMGF	.13p	...	...q	53.84	41.06	22	43.12	-12.9
iSh iBd26 n	IBDR	...	...	...	24.74	22.99	25	23.26	-5.2
iSiBd12-18 s	IBDH	.30	1.2	...q	25.22	25.07	41	25.12	
iSiBd12-16 s	IBDF	.13	.5	...q				25.04	
iSiBd12-20 s	IBDL	.62e	2.5	...q	25.57	24.94	97	25.02	-1.1
iSiBd12-19 s	IBDK	.37e	...	...q	25.08	24.70	67	24.80	-.3
iSiBd12-23 s	IBDO	.56e	...	...q	25.44	24.13	74	24.26	-3.2
iSiBd12-22 s	IBDN	.55e	...	...q	25.29	24.19	95	24.30	-2.7
iSiBd12-25 s	IBDQ	.64e	...	...q	25.26	23.60	34	23.90	-4.5
iSiBd12-24 s	IBDP	.63e	...	...q	25.32	23.86	26	24.07	-3.9
iSiBd12-21 s	IBDM	.47e	...	...q	25.08	24.27	282	24.33	-1.9
IsoRay	ISR	...	...	...dd	1.22	.36	218	.55	+37.8
▲IsraelChm	ICL	.27e	4.4	...	6.16	3.85	193	6.18	+53.0
IssuerDir	ISDR	.20	1.3	53	21.85	12.75	6	15.40	-16.1
ItauCorpb	ITCB	2.48e	16.4	73	16.34	10.28	6	15.15	+12.7
ItauUnibH	ITUB	.58e	5.5	...	16.98	9.85	11681	10.64	-18.1
IvyHiInOp	IVH	1.50a	10.5	...q	16.09	13.92	46	14.25	-5.8

- J -

Name	Ticker Symbol	Div	Yield	PE	52-week High	52-week Low	Vol 1000s	Last	YTD %Chg
▲JAlexHld n	JAX	...	...	28	13.05	8.70	71	13.00	+34.0
JJill n	JILL	...	...	5	11.19	4.17	349	6.13	-21.4
JBG Smth n	JBGS	.90	2.4	...	38.91	30.79	695	37.48	+7.9
JMP Gp27 n	JMPD	...	...	...	25.62	24.11	2	25.30	
JMP Grp	JMP	.36	6.9	75	5.78	4.92	18	5.23	-6.6
JMP Gp 23	JMPB	2.00	7.8	...	25.97	25.10	1	25.68	+1.5
JPMCh pfE	JPMpE	1.58	6.1	...	27.10	25.53	170	25.80	-4.6
JPMDvsRt	JPGE	.96e	1.5	...q	68.02	59.03	11	62.10	-.6
JPMIntEq	JPIN	1.08e	1.8	...q	63.18	55.95	70	58.81	-2.1
JPMDvREm	JPEM	1.31p	...	...q	64.42	51.99	402	54.51	-6.6
▲JPM DREq	JPUS	.26p	...	...q	75.41	66.61	50	75.57	+7.2
JPM DivInt	JPIH	...	...	...	30.68	27.59		29.83	-.6
JPMDsfEu	JPEU	...	...	...	64.34	56.99	1	59.29	-1.7
JPM DivEu	JPEH	...	...	...	29.77	26.58		29.28	+3.6
JPM Val n	JVAL	...	...	...	27.44	24.90	0	27.39	+4.9
JPM Qual n	JQUA	...	...	...	28.38	24.85		28.36	+8.7
JPM Mom n	JMOM	...	...	...	28.75	24.95	0	28.64	+11.7
JPM MinV n	JMIN	...	...	...	27.67	24.93	0	27.59	+7.0
JPM US Dv	JDIV	...	...	...	26.83	24.18	0	26.75	+1.0
JPM DivAlt	JPHF	...	...	...	28.92	24.60	161	24.88	-4.9
JPM FutSt n	JPMF	...	...	...	25.34	23.65	0	24.07	-4.3
JPM UlSh n	JPST	...	...	...	51.03	48.88	495	50.24	+.4
JPM SCap n	JPSE	...	...	...	33.38	27.51	127	33.01	+11.2
JPM GlB n	JPGB	...	...	...	52.67	47.21	2	50.14	-2.0
JPM Evnt n	JPED	...	...	...	26.56	24.55	1	26.55	+5.3
JPM Disc n	JPHY	...	...	...	52.80	49.30	27	49.90	-2.7
JPM USMid	JPME	...	...	...	68.41	60.16	9	68.18	+7.0
JPMorgCh	JPM	2.24f	1.9	16	119.33	91.85	15500	118.63	+10.9
JPMCh wt	JPM/WS	...	...	...	73.85	50.25		72.89	+9.7
JPMCh pfA	JPMpA	1.36	5.5	...	25.77	24.52	66	24.87	-2.0
JPMCh pfB	JPMpB	1.68	6.5	...	27.34	25.65	85	25.67	-5.1
JPMAlerian	AMJ	2.29	8.2	...q	30.74	23.17	1468	27.85	+1.4
JPMCh pfY	JPMpF	1.53	5.9	...	27.15	25.32	147	25.75	-3.4
JPMCh pfG	JPMpG	1.52	5.9	...	27.38	25.30	276	25.77	-4.4
JPM FTLgC	JFT	...	...	...q				42.00	
JPMCh pfH	JPMpH	1.54	6.0	...	27.38	24.03	201	25.80	-4.2
JRJR Ntw	JRJR	...	...	...dd	.50	.10		.13	-29.7
Jabil	JBL	.32	1.1	21	31.77	23.70	2057	29.75	+13.3
▲JacobsEng	JEC	.60	.8	27	77.27	55.21	1805	76.74	+16.3
JaggedPk n	JAG	...	...	...	16.55	10.55	1058	13.78	-12.7
JHardie s	JHX	.38e	2.5	71	18.79	13.62	9	15.32	-13.0
Jan HlFit n	FITS	...	...	...					
JanTailRsk	TRSK	.24e	.8	...q	33.32	29.19		29.57	-5.6
AlpVSVolLC	SPXH	.51e	1.5	...q	38.83	32.16		33.55	-8.2
Jan ShDur n	VNLA	...	...	...	50.42	49.94	190	50.10	-.1
JanusHn n	JHG	1.44f	5.1	...	41.64	26.95	1102	28.14	-26.5
JpnSmCap	JOF	.13e	1.2	...q	13.06	10.48	149	10.80	-8.6
Jarden	JAH	...	...	53				58.97	
JeffrFn	JEF	.40	1.7	41	28.30	21.61	1811	23.70	-10.5
JeldWen n	JELD	...	...	...dd	42.27	23.44	402	25.84	-34.4
JernignC n	JCAP	1.40	7.3	12	21.74	15.90	152	19.30	+1.5
Jianpu n	**JT**	**...**	**...**	**...**	**9.49**	**4.01**	**280**	**4.82**	-25.6
JinkoSolar	JKS	...	...	24	29.54	11.47	248	12.46	-48.2
JBeanTch	JBT	.40	.3	48	123.90	84.81	107	123.55	+11.5
▲JHMultLgC	JHML	.10p	...	...q	37.70	32.37	13	37.86	+8.8
JH MultMdC	JHMM	.08p	...	...q	37.17	31.72	44	36.88	+8.1
JH MultCns	JHMC	.07p	...	...q	33.45	27.85	0	33.32	+9.0
JH MultFin	JHMF	.08p	...	...q	39.70	33.03	3	38.61	+5.0
▲JH MultHltC	JHMH	.05p	...	...q	35.59	29.91	4	35.67	+14.5
JH MultTch	JHMT	.09p	...	...q	48.43	37.40	3	47.56	+15.8
JH MultEn	JHME	...	...	...	33.93	26.47	1	32.02	+8.0
JH MultMat	JHMA	...	...	...	38.20	32.62		35.08	-2.4
JH SmCap n	JHSC	...	...	...	29.62	24.27	1	28.36	+8.6
JH MultDev	JHMD	...	...	...	32.58	28.20	5	29.69	-2.4
JH MultUt	JHMU	...	...	...	30.52	25.00	4	28.44	+3.4
JH MulCnSt	JHMS	...	...	...	28.79	24.55	1	27.39	-1.2
JH MultInd	JHMI	...	...	...	37.87	32.37	0	37.69	+7.4
JH HedgEq	HEQ	1.50	9.6	...q	17.90	15.50	23	15.63	-10.2
JH TxAdY	HTY	1.28	17.1	...q	9.74	7.38	111	7.47	-15.3
JohnJn	JNJ	3.60f	2.5	20	148.32	118.62	4928	141.98	+1.6
JohnContl n	JCI	1.04	2.8	25	42.60	32.89	4922	37.37	-1.9
JonesEngy rs	**JONE**	**...**	**...**	**...dd**	**44.18**	**4.04**	**306**	**5.37**	
JonesLL	JLL	.82f	.6	23	178.75	120.12	421	146.00	-2.0
Jumei Intl	JMEI	...	...	24	4.03	1.44	436	2.19	-25.0
JnprNtwk	JNPR	.72	2.4	16	29.95	23.61	3191	29.56	+3.7
Jupai n	JP	.40f	4.4	5	29.00	8.61	189	9.07	-50.9
JustEngy g	JE	.41	...	1	5.91	2.80	288	3.06	-28.7
JustEn pfA	JEpA	...	...	...	26.40	21.07	1	21.25	-14.6

- K -

Name	Ticker Symbol	Div	Yield	PE	52-week High	52-week Low	Vol 1000s	Last	YTD %Chg
K12	LRN	...	...	16	18.69	12.72	215	17.64	+10.9
KAR Auct	KAR	1.40	2.3	21	64.55	45.11	810	61.67	+22.1
KB FnclGp	KB	...	...	...	63.96	43.32	156	46.42	-20.7
KB Home	KBH	.10	.4	23	38.80	20.68	4077	25.18	-21.2
KBR Inc	KBR	.32	1.6	15	21.70	14.40	1918	20.63	+4.0
KCAPFn 19	KAP	1.84	7.2	...	26.19	25.05	0	25.50	+.8
KKR	KKR	1.31e	5.3	11	25.10	18.74		24.68	+17.2
KKR pfA	KKR.PRA	...	...	...	27.69	25.45		26.88	-.5
KKR pf B	KKRpB	1.63	6.2	...	27.37	25.31		26.12	-2.4

Continued on **next page**

Continued from previous page

NYSE

Name	Ticker Symbol	Div	Yield	PE	52-week High	52-week Low	Vol 1000s	Last	YTD %Chg
KKR Inco	KIO	1.50a	9.0	...q	18.63	15.38	99	16.58	+3.3
KKR RE n	KREF	1.72e	...	...	21.82	18.09	145	20.14	+.6
KMG Chm	KMG	.12	.2	19	79.35	48.69	120	76.12	+15.2
KT Corp	KT	...	...	...	16.12	12.55	1623	14.41	-7.7
Kadant	KAI	.88	.8	31	114.00	89.40	71	108.95	+8.5
Kadmon n	KDMN	...	...	...	5.86	2.86	493	3.35	-7.5
Kaman	KAMN	.80	1.2	32	75.08	49.86	275	67.52	+14.8
KCSo pf	**KSUp**	**1.00**	**3.8**	**...**	**33.12**	**25.22**	**6**	**26.35**	-3.3
KC Southn	KSU	1.44f	1.2	21	120.34	99.47	660	118.59	+12.7
KapStoneP	KS	.40	1.2	12	35.01	20.42	340	34.14	+50.5
KaynAEnD	KED	1.60	8.7	...dd	19.07	14.10		18.45	+6.0
KA EngTR	KYE	1.32m	13.3	...q	11.24	8.30		9.89	-1.7
KA MLP	KYN	1.80	9.9	...q	20.38	14.38	279	18.18	-4.6
KAMLP pfF	KYNpF	.88	3.5	...	26.37	24.76	13	25.01	-1.0
KAMidsEn	KMF	1.80m	13.7	...q	15.32	11.36	201	13.10	-5.1
KeanGrp n	FRAC	...	...	...	19.83	10.12	634	12.53	-34.1
Kellogg	K	2.24f	3.1	18	74.98	56.40	1776	72.80	+7.1
KelsoTch g	KIQ	.03f	6.0	...	.96	.24	34	.50	-3.1
Kemet	KEM	...	...	4	29.85	13.73	659	20.59	+36.7
Kemper	KMPR	.96	1.2	25	87.00	49.94	246	80.60	+17.0
Kemper 54	KMPA	1.84	7.2	...	27.07	25.40	4	25.60	-1.8
Kennamtl	KMT	.80	1.8	13	52.52	34.37	807	44.92	-7.2
KennWils	KW	.76	3.5	...cc	22.28	15.95	552	21.65	+24.8
KenonHld n	KEN	...	...	...	33.22	14.38	3	17.46	-19.4
KeurDrPep	KDP	2.32	9.8	5	24.47	13.23	2287	23.65	+53.3
KeyEngy	KEG	...	...	...dd	18.40	8.20	20	13.58	+15.2
Keycorp	KEY	.48f	2.3	14	22.40	17.40	23113	20.75	+2.9
Keycorp pfI	KEYpI	...	...	...	29.97	26.55	41	26.79	-7.4
Keysight	KEYS	...	...	51	70.40	39.54	1480	64.86	+55.9
KilroyR	KRC	1.82	2.6	15	77.73	62.91	490	71.06	-4.8
KimbRoy n	KRP	1.68f	7.6	...	24.50	15.51	25	22.10	+36.0
KimbClk	KMB	4.00	3.4	23	123.77	97.10	1148	116.77	-3.2
Kimco	KIM	1.12	6.7	17	20.53	13.16	2376	16.80	-7.4
Kimco pfI	KIMpI	1.50	6.0	...	25.50	23.33	9	25.09	-.4
Kimco pfJ	KIMpJ	1.38	5.7	...	25.49	21.10	14	24.14	-3.6
Kimco pfK	KIMpK	1.41	5.8	...	25.56	21.60	24	24.37	-2.9
Kimco pfL	KIMpL	...	...	...	25.99	20.01	31	22.35	-9.7
KindMorg	KMI	.80	4.4	23	19.85	14.69	12965	18.04	-.2
KindM pfA	KMIpA	...	...	...	42.93	29.98	1135	33.92	-10.6
Kingsway	KFS	...	...	...dd	6.15	2.15	20	3.00	-40.6
Kinross g	KGC	...	...	23	4.78	2.67	8106	3.01	-30.3
KirbyCp	KEX	...	...	34	94.05	61.80	355	81.75	+22.4
KirklLak n	KL	.09e	...	...	23.86	11.52	2991	18.05	+17.5
KiteRlty pf	KRGp	2.06	8.2	...				25.03	
KiteRlty	KRG	1.27	7.6	5	20.75	13.87	395	16.67	-14.9
KlondexM g	KLDX	...	...	...	3.89	1.29		2.16	-17.2
KnSwftT rs	KNX	.24	.7	23	51.94	29.00	2554	36.18	-17.2
Knoll Inc	KNL	.60	2.6	16	24.00	18.01	205	22.96	-.3
KnotOffsh	KNOP	2.08	9.6	...	23.95	19.15	280	21.75	+4.8
Knowles	KN	...	...	14	18.32	10.95	631	16.49	+12.5
Kohls	KSS	2.44	3.2	13	82.42	37.97	3873	76.95	+41.9
Koppers	KOP	1.00	3.0	9	51.80	31.85	186	33.05	-35.1
KoreaElc	KEP	...	...	...	18.35	12.78	245	12.83	-27.6
KoreaFd	KF	4.50e	...	...q	44.64	34.87	2	36.49	-11.6
KornFer	KFY	.40	.8	42	68.98	36.48	851	49.60	+19.9
▲KosmosEn	KOS	...	...	...dd	9.50	5.15	3307	9.45	+38.0
KrNwChin s	KFYP	...	...	...q	44.18	28.42	0	30.87	-7.7
KrS ChIn n	KWEB	...	...	...	68.39	45.01	2482	49.48	-15.6
KranChinA	KBA	9.93e	...	...q	39.22	26.35	83	27.94	-18.9
KraneChCm	KCNY	.22e	.6	...q	37.87	33.69	1	34.24	-2.5
KranShFtse	KEMP	...	...	...q	29.85	23.05		23.83	-10.4
KrnChEnv n	KGRN	...	...	...	27.96	18.47	1	19.56	-22.7
KrnOnBelt n	OBOR	...	...	...	28.16	22.22	2	23.58	-7.7
KrS CnTc n	KEMQ	...	...	...	28.97	20.92	2	22.19	-13.1
KratonCp	KRA	...	...	16	53.99	32.71	331	49.98	+3.8
Kroger s	KR	.56f	1.9	11	32.74	19.69	8996	29.18	+6.3
KronosWw	KRO	.68	3.8	10	29.49	16.45	338	17.70	-31.3
Kyocera	KYO	...	...	...	71.92	53.79		55.15	-15.8

- L -

Name	Ticker Symbol	Div	Yield	PE	52-week High	52-week Low	Vol 1000s	Last	YTD %Chg
L Brands	LB	2.40	8.0	9	63.10	25.89	3931	29.88	-50.4
L-3 Tch	LLL	3.20	1.5	21	218.71	180.24	1379	210.36	+6.3
LCI Inds	LCII	2.40	2.6	16	132.73	80.95	260	94.10	-27.6
LG Display	LPL	...	...	...	15.88	7.77	450	8.53	-38.0
LGL Grp	LGL	...	...	23	8.00	5.10	2	7.27	+29.4
LMP CapIn	SCD	1.24f	8.9	...q	14.75	12.22	39	13.96	+.1
LSB Inds	LXU	...	...	...dd	10.05	4.75	212	9.80	+11.9
LSC Com	LKSD	1.04	8.3	...	18.64	10.64	173	12.59	-16.9
LTC Prp	LTC	2.28f	5.1	14	49.59	34.46	147	44.54	+2.3
LaZBoy	LZB	.48	1.5	18	39.15	25.10	273	32.20	+3.2
LabCp	LH	...	...	20	190.36	146.68	937	172.17	+7.9
LadderCap	LADR	1.30	7.7	16	17.53	13.23	640	16.86	+23.7
LadThalFn	LTS	.05	2.1	...dd	3.84	2.32	564	2.37	-25.0
LadTh pfA	LTSpA	2.00	8.8	...	25.95	22.50	246	22.73	-10.2
▼LadThal27 n	LTSL	1.63	7.0	...	25.17	22.81	28	23.26	-6.7
LambWst n	LW	.77	1.2	25	73.19	45.02	1029	66.13	+17.1
Lannett	**LCI**	**...**	**...**	**3**	**30.35**	**4.60**	**2111**	**5.50**	-76.3
LaredoPet	LPI	...	...	4	13.40	7.41	4904	8.69	-18.1
LVSands	LVS	3.00	4.9	17	81.45	59.11	5494	60.97	-12.3
LaSalleH	LHO	.90m	2.6	55	36.13	24.10	1535	34.47	+22.8
LaSalH pfI	LHOpI	1.59	6.5	...	25.75	23.87	2	24.61	-2.0
LaSalHt pfJ	LHOpJ	1.58	6.5	...	25.99	23.67	22	24.39	-5.2
Latam Air	LTM	...	...	...	17.39	8.42	830	9.72	-30.1
LatAmDisc	LDF	.03e	.3	...q	13.25	9.27	4	10.93	-4.8
LattDvMkt	RODM	.62e	2.1	...q	31.02	27.82	378	29.31	+.4
LattEmMkt	ROAM	.43e	1.9	...q	28.12	22.08	35	23.03	-10.6
Latt RE n	RORE	...	...	...	16.15	13.27	1	15.61	+.7
LattUSEqt	ROUS	.39e	...	...q	33.70	28.35	24	33.46	+7.0
LattGblSC	ROGS	.57e	1.8	...q	33.42	29.77		31.72	+.5
HrtLoVol n	LVIN	...	...	...	29.40	26.59	1	27.38	-1.3
LazGlobTR	LGI	.95	5.4	...q	19.39	16.50	38	17.58	-2.3
Lazard	LAZ	1.76	3.6	13	60.00	41.78	581	48.60	-7.4
LazWldDiv	LOR	.69	6.6	...q	12.63	9.98	20	10.37	-10.8
LeafGrp	LEAF	...	...	...dd	12.05	6.45	77	9.95	+.5
LearCorp	LEA	2.80	1.7	12	206.36	152.62	1138	161.33	-8.7
Lee Ent	LEE	...	...	6	3.30	1.95	51	2.70	+14.9
LegacyAc n	LGC	...	...	...	9.91	9.51	0	9.71	+.8
LegacyA wt	LGC/WS	...	...	...	.45	.39		.40	-4.8
LegacyA un	LGC/U	...	...	...	10.19	9.82	0	10.10	+1.6
LeggMason	LM	1.36	4.2	9	47.13	29.54	957	32.23	-23.2
LegMas56 n	LMHA	...	...	...	28.47	25.57	6	26.01	-4.6
LegM 5,4 56	LMHB	...	...	...	25.73	23.37	46	24.16	-4.4
LMGblInco	BWG	1.32a	10.9	...q	13.74	12.46		12.14	-4.9
LM IntLoV	LVHI	...	...	...	28.95	25.85	3	27.35	-2.9
LM EM LoV	LVHE	...	...	...	31.44	25.67	1	28.61	+4.0
LeggPlat	LEG	1.52	3.3	22	51.99	39.57	1449	46.02	-3.6
LeGS3.5s34	JBK	1.59	6.1	...	27.30	23.82		26.09	+3.8
LeidosHld	LDOS	1.28a	1.9	24	72.30	56.43	1541	68.75	+6.5
LejuHldgs	LEJU	.20e	...	...dd	2.35	.96	205	2.17	+50.7
LendingClb	LC	...	...	72	6.56	2.57	2604	3.61	-12.6
LennarA	LEN	.16	.3	13	72.17	48.71	4530	50.72	-19.8
LennarB	LEN/B	.16	.4	11	58.65	39.76	63	41.04	-20.6
Lennox	LII	2.56f	1.2	28	229.98	164.72	354	219.95	+5.6
Leo Hld un	LHC	...	...	...	10.90	9.40		10.26	+2.9
▲LevelBr n	**LEVB**	**...**	**...**	**...**	**5.52**	**2.74**	**898**	**6.19**	+42.3
LexRltyTr	LXP	.71	8.6	15	10.65	7.59	1453	8.29	-14.1
LexRT pfC	LXPpC	3.25	6.5	...	54.43	48.25	1	50.00	-2.6
Libbey	LBY	.47	5.2	...dd	11.54	4.60	88	9.00	+19.7
LbtyASE	USA	.72e	10.6	...q	6.82	5.62	828	6.80	+7.9
LbtyASG	ASG	.38e	5.9	...q	7.71	5.02	147	6.48	+17.0
LibOilSv n	LBRT	.05p	...	64	23.90	16.00	1335	21.78	-4.9
LibtProp	LPT	1.60	3.7	15	45.40	37.77	597	43.34	+.8
LifeStorg	LSI	4.00	4.2	33	102.91	76.42	211	96.17	+8.0
▼LightInBox	**LITB**	**...**	**...**	**...dd**	**3.46**	**1.00**	**291**	**.76**	-66.8
LilisEn n	LLEX	...	...	...dd	6.30	3.10	482	4.99	-2.3
LincNat	LNC	1.32	1.9	10	86.68	61.18	1831	70.14	-8.8
LincNtl wt	LNC/WS	...	...	...	82.24	68.00		82.24	+8.5
Lindsay	LNN	1.24f	1.3	49	103.03	83.57	53	99.06	+12.3
LineCp n	LN	...	...	...	47.81	34.58	64	44.07	+7.5
LionsGat A	LGF/A	.36	1.6	...	36.48	21.54	595	22.45	-33.6
LionsGat B	LGF/B	.36	1.7	...	34.41	19.97	398	21.02	-33.8
LiqTech	**LIQT**	**...**	**...**	**...dd**	**1.82**	**.26**	**1596**	**1.73**	+204.6
LithiaMot	LAD	1.16	1.4	10	127.99	78.85	248	84.23	-25.8
LiveNatn	LYV	...	...	...cc	55.26	35.94	3118	52.39	+23.1
LloydBkg	LYG	.47a	14.3	...	4.21	3.02	4267	3.30	-12.0
LoanCore n	LCRT	...	...	...					
LoanDpt n	LDI	...	...	...					
LockhdM	LMT	8.00	2.4	40	363.00	291.52	1973	333.13	+3.8
Loews	L	.25	.5	15	53.59	45.52	1507	52.16	+4.3
LomaNeg n	**LOMA**	**...**	**...**	**12**	**26.89**	**6.36**	**3131**	**10.18**	-55.8
LaPac	LPX	.13p	...	12	32.16	25.57	2166	28.62	+9.0
▲Lowes	LOW	1.92f	1.6	24	116.50	75.36	4651	116.70	+25.6
Lubys	LUB	...	...	...dd	3.20	1.68	91	1.70	-35.6
LumberLiq	LL	...	...	...dd	39.25	16.71	517	17.69	-43.6
LuxferHld	LXFR	.50	3.7	...	16.21	11.96		13.67	-13.5
Luxoft	LXFT	...	...	24	59.05	31.50	298	48.30	-13.3
Lydall	LDL	...	...	14	60.00	37.50	71	41.65	-17.9
LyonBas A	LYB	4.00	3.8	9	121.95	95.06	3459	104.49	-5.3

- M -

Name	Ticker Symbol	Div	Yield	PE	52-week High	52-week Low	Vol 1000s	Last	YTD %Chg
M&T Bk	MTB	4.00f	2.3	18	197.37	150.15	972	172.88	+1.1
M&T Bk wt	MTB/WS	...	...	...	113.50	78.68		112.00	+14.8
M&TBk pfA	MTBp	63.75	6.3	...	1090.00	1009.50	0	1020.00	-6.4
M&TBk pfC	MTBpC	63.75	6.3	...	1055.00	1010.00		1014.11	-1.5
MAG Slv g	MAG	...	...	...	12.78	7.04	196	8.16	-34.0
MBIA	MBI	...	...	...dd	11.62	6.04	1514	11.26	+53.8
MDC	MDC	1.20	3.8	11	35.18	26.45	289	31.74	-.4
MDU Res	MDU	.79	3.0	22	29.62	24.29	857	26.37	-1.9
MFA Fncl	MFA	.80	10.6	10	8.90	6.72	3374	7.58	-4.3
MFA Fn42	MFO	2.00	7.8	...	26.36	25.32	2	25.78	-2.2
MFA pfB	MFApB	1.88	7.5	...	25.88	23.96	10	25.12	-.7
MFC Bcp	MFCB	...	...	...dd	9.50	5.69	1	6.06	-22.2
▼MFS CAMu	CCA	.60	5.9	...q	12.54	10.13	4	10.11	-12.2
MCR	MCR	.72a	9.2	...q	8.72	7.74	90	7.80	-8.0
▼MGF	MGF	.41	9.3	...q	4.97	4.39	37	4.40	-8.1
MFS HInM	CXE	.30	6.0	...q	5.51	4.82	114	5.01	-4.4
MFS HYMu	CMU	.28	6.1	...q	4.89	4.37	131	4.54	-1.7
MFS IHI	CIF	.25	9.4	...q	3.02	2.46	32	2.63	-10.5
MIN	MIN	.42	11.3	...q	4.29	3.73	137	3.75	-9.6
▼MFS InvG	CXH	.50	5.6	...q	10.08	9.00	18	9.02	-7.1
MMT	MMT	.52	9.2	...q	6.27	5.46	140	5.62	-7.4
MFM	MFM	.38	5.9	...q	7.27	6.41	85	6.50	-5.4
MFV	MFV	.58	10.2	...q	6.84	5.34	6	5.69	-3.9
MGIC Inv	MTG	...	...	9	16.21	9.97	2274	13.09	-7.2
MGMGrPr n	MGP	1.75f	5.9	...	31.61	25.31	377	29.82	+2.3
MGM Rsts	MGM	.48	1.7	8	38.41	26.31	5900	28.53	-14.6
MI Homes	MHO	...	...	11	37.41	24.19	284	25.05	-27.2
MPG pfA	MPGpA	...	...	...				25.85	
MPLX LP	MPLX	2.51	7.1	32	39.38	31.60	1977	35.44	-.1
MRC Glbl	MRC	...	...	20	22.98	14.01	1100	19.45	+15.0
▲MSA Safety	MSA	1.52	1.4	62	107.65	71.47	148	107.47	+38.6
MSC Ind	MSM	2.32	2.6	16	99.94	72.06	236	88.19	-8.8
MSCI Inc	MSCI	1.52	.9	43	184.22	112.11	861	176.32	+39.3
MSG Netw	MSGN	...	...	11	26.30	16.25	191	24.35	+20.2
MV OilTr	MVO	.76e	6.6	9	12.21	5.15	126	11.51	+37.0
MVC Cap	MVC	.60	6.2	25q	10.97	9.25	13	9.72	-8.0
MVC 22 n	MVCD	1.56	6.1	...	27.25	25.12	3	25.65	-.7
MacQUtlDv	MFD	1.20	10.7	...q	13.85	10.71	61	11.22	-9.7
MacQGlnf	MGU	1.48	6.8	...q	26.50	21.32	32	21.83	-15.3
Macerich	MAC	2.96	5.2	31	69.73	52.45	734	56.69	-13.7
MackCali	CLI	.80	3.9	10	24.04	15.86	405	20.40	-4.5
Macquarie	MIC	5.24e	11.2	9	75.09	36.20	700	46.90	-26.9
Macys	M	1.51	4.3	11	41.99	17.41	6651	35.18	+39.7
MadCvCall	MCN	.72	9.3	...q	7.94	7.09	55	7.72	
MadSqGd n	MSG	...	...	95	330.00	205.22	106	305.27	+44.8
MadStSec	MSP	1.04	8.9	...q	12.16	10.72	21	11.69	-.2
MagellMid	MMP	3.83f	5.6	20	75.82	54.82	631	68.88	-2.9
Magna g s	MGA	1.32f	2.3	10	67.47	50.78	1638	56.53	-.2
MagnaChip	MX	...	...	6	13.40	8.85	134	9.75	-2.0
Maiden prA	MHpA	2.06	10.1	...	25.65	17.55	5	20.30	-17.8
Maiden pfC	MHpC	1.78	10.1	...	26.26	14.83	9	17.63	-27.8
MaidnH pfD	MHpD	1.68	9.8	...	25.05	14.14	11	17.19	-17.9
MaidenHld n	MHLA	.60	3.5	...	26.60	14.45	39	17.13	-25.5
MaidHld 43	MHNC	1.94	9.6	...	26.75	18.26	13	20.15	-17.5
MainStCap	MAIN	2.28f	5.8	14	41.79	34.37	291	39.29	-1.1
MainStC 23	MSCA	1.53	5.9	...	26.50	25.23		25.79	+2.1
MainSDTMu	MMD	1.18	6.1	...q	20.49	18.54	57	19.24	-3.0
Majesco n	MJCO	...	...	...	9.27	4.84	3	6.97	+29.8
Mallinckdt	MNK	...	...	...	39.05	11.65	1505	29.76	+31.9
MgdDInvG	MZF	.74	5.2	...q	14.41	13.05		14.33	+6.7
ManchUtd	MANU	.36	1.5	2	27.70	16.05	33	23.75	+19.9
Manitowc rs	**MTW**	**...**	**...**	**...**	**44.03**	**21.18**	**988**	**26.37**	-33.0
ManngNap	MN	.32	11.9	11	4.35	2.55	155	2.70	-25.0
ManpwrGp	MAN	1.86	2.2	10	136.93	81.85	697	85.49	-32.2
Manulife g	MFC	.88	...	...	22.16	17.44	4208	18.59	-10.9
MarathnO	MRO	.20	.9	...dd	22.74	11.87	7940	21.55	+27.3
MarathPt s	MPC	1.84	2.2	12	85.34	52.93	6500	81.93	+24.2
MarcusMill	MMI	...	...	21	41.45	24.34	187	35.17	+7.9
Marcus	MCS	.60f	1.5	32	42.50	23.55	194	40.10	+46.6
MarineP	MPX	.40	1.9	38	24.82	12.00	19	21.45	+68.4
MarineMx	HZO	...	...	22	25.05	15.05	242	22.85	+20.9
Markel	MKL	...	...	69	1228.32	1040.00	24	1215.11	+6.7
MarriotVac	VAC	1.60	1.4	19	154.14	107.17	419	118.15	-12.6
MarshM	MMC	1.66f	2.0	24	87.89	78.60	2079	85.07	+4.5
MartMM	MLM	1.92f	1.0	28	241.33	188.34	591	195.49	-11.6
Masco	MAS	.42	1.1	20	46.45	35.79	1913	38.61	-12.1
Masonite g	DOOR	...	...	12	75.95	58.40	136	67.40	-9.1
Mastec	**MTZ**	**...**	**...**	**11**	**55.53**	**39.83**	**2589**	**45.70**	-6.6
MastechD s	MHH	...	...	23	11.49	4.68	15	9.85	
▲MasterCrd	MA	1.00	.5	51	221.41	137.75	3108	221.39	+46.3
MatadorRs	MTDR	...	...	25	35.22	24.04	815	32.11	+3.1
Materion	MTRN	.42	.7	38	65.10	37.98	72	59.25	+21.9
MatinasB n	MTNB	...	...	...	1.60	.32	103	.41	-64.3
Matson	MATX	.80	2.1	7	40.32	25.75	163	38.47	+28.9
MauiLand	MLP	...	...	63	18.80	9.95	15	12.65	-26.9
MaxarTc n	MAXR	1.48	4.0	...	67.30	28.77	443	37.06	-42.4
Maximus	MMS	.18	.3	19	72.71	60.27	260	65.15	-9.0
MaxLinear	MXL	...	...	22	28.06	15.39	1070	19.52	-26.1
McClatch rs	MNI	...	...	...dd	11.04	6.53	2	8.56	-4.1
McCorm vot	MKC/V	2.08f	1.6	...	132.00	93.63	0	129.40	+28.8
McCorm	MKC	2.08	1.6	19	132.83	93.70	725	130.10	+27.7
McDerl rs	MDR	...	...	10	27.21	16.14		20.70	
McDnlds	MCD	4.04	2.5	24	178.70	146.84	3104	160.79	-6.6
McKesson	MCK	1.56f	1.1	11	178.86	122.49	1069	135.85	-12.9
McEwenM	MUX	.01	.5	...dd	2.55	1.82	1610	1.96	-14.0
Mechel pf	**MTLp**	**...**	**...**	**...**	**1.34**	**.60**	**11**	**.95**	-9.7
Mechel rs	**MTL**	**...**	**...**	**...**	**5.60**	**2.30**	**262**	**3.42**	-35.0
Medequit n	MRT	.84	8.7	...	12.05	9.46	108	9.66	-13.9
MedProp	MPW	1.00	6.8	17	15.24	11.82	1659	14.71	+6.7
Medifast	MED	1.92	.9	93	260.98	55.96	1453	213.99	+206.5
MedleyCap	MCC	.40m	10.1	6	6.15	3.35	354	3.96	-24.1
MedleyC 23	MCV	1.53	6.1	...	25.98	24.17	2	25.14	-.4
MedleyC 21	MCX	1.63	6.4	...	26.30	24.90	2	25.31	-1.9
Medley n	MDLX	.22p	...	...	25.09	23.60	44	24.27	-2.1
Medley24 n	MDLQ	...	...	...	25.66	24.50	10	24.95	-1.0
MedleyMgt	MDLY	.80	15.0	...cc	7.15	3.10	44	5.35	-17.7
Mednax	MD	...	...	12	63.04	40.56	721	47.53	-11.1
▲Medtrnic	MDT	2.00	2.1	51	97.38	76.41	4250	97.48	+20.7
MegalFn un	MFACU	...	...	...	10.10	9.99	331	10.07	+.5
Merck	MRK	1.92	2.7	26	70.94	52.83	6133	70.78	+25.8
MercGn	MCY	2.50	5.0	45	60.19	41.41	348	50.12	-6.2
Meredith	MDP	2.18	4.1	13	72.25	47.30	292	53.60	-18.8
Meritage	MTH	...	...	12	55.50	39.75	446	44.05	-14.0
Meritor	MTOR	...	...	6	29.54	17.28	855	20.93	-10.8
MerL pfK	MERpK	1.61	6.2	...	26.54	25.42	45	26.15	+.2
MerL pfP	MERpP	1.84	7.0	...	27.53	25.80		26.35	-3.0
ML CZN46	PIY	2.09	12.2	...	26.88	11.66	7	17.15	+16.6
MLRRD29	PYS	1.58	8.9	...	23.00	15.98	7	17.78	-12.2
MLGS flt	PYT	.76	3.5	...	22.60	20.40	2	21.76	+3.9
MLIdxPl33	IPB	1.51	5.5	...	29.00	26.50		27.23	-1.7
MesaRoyl	MTR	1.46e	10.1	14	19.85	13.40	7	14.45	-21.7
Mesab	MSB	1.49e	...	...	30.92	16.85	29	27.80	+10.5
Methode	MEI	.44	1.2	23	48.44	36.40	189	37.30	-7.0
MetLife	MET	1.68	3.5	11	55.91	43.09	5843	48.42	-4.2
MetLfe pfA	METpA	1.02	4.1	...	25.80	23.50	44	25.20	+1.4
MetroBkH n	MCB	...	...	...	55.00	36.35	67	45.78	+8.7
MettlerT	MTD	...	...	42	697.26	540.24	170	616.19	-.5
MexcoEn	MXC	...	...	...dd	14.49	3.00	7	4.90	+24.6
MexEqt	MXE	1.62e	.1	...q	13.05	9.50	6	12.16	+18.5
MexEqt pf	MXEp	...	...	...				15.11	
MexicoFd	MXF	.60	3.7	...q	17.68	14.03	40	16.09	+2.2
MKors	KORS	...	...	19	75.96	44.29	1361	72.72	+15.5
MicrFoc n	MFGP	...	...	...	36.21	12.67	562	17.85	-46.9
MicrSol n	MICR	...	...	...	3.96	2.88	10	3.50	
MidAApt	MAA	3.48	3.4	19	110.24	85.16	533	102.49	+1.9
MdAApt pfI	MAApI	2.13	3.3	...	67.80	61.56		64.50	-4.2
MidsthBcp	MSL	.04	.3	...cc	16.00	11.55	31	15.85	+19.6
MidstPet	MPO	...	...	...	19.04	8.59	160	9.04	-45.5
Milacron n	MCRN	...	...	...	22.62	15.90	352	21.94	+14.6
MilestnSci	**MLSS**	**...**	**...**	**...**	**1.60**	**.64**	**6**	**.73**	-38.2
MHowHiInc	HIE	1.39	10.9	...q	14.17	10.93	57	12.80	+2.6
MillerInds	MLR	.72	2.7	14	29.40	23.90	11	26.70	+3.5
MinTech	MTX	.20	.3	17	80.80	64.45	112	70.05	+1.7
MissP pfD	MPpD	1.31	5.2	...	27.67	24.63	0	25.16	-1.9
Mistras	MG	...	...	34	23.83	17.78	30	21.92	-6.6
MitsuUFJ	MUFG	...	...	...	8.11	5.49	848	6.41	-11.8
MiX Tele	MIXT	.22e	...	...	21.00	8.91	39	14.70	+15.2
MizuhoFn	MFG	...	...	...	4.00	3.28	347	3.60	-1.1
MobileTele	MBT	.53e	6.3	...	12.80	7.25	2865	8.42	-17.4
Model N	MODN	...	...	...dd	20.33	13.13	249	16.25	+3.2
Modine	MOD	...	...	11	25.75	14.90	286	15.50	-23.3
Moelis&Co	MC	1.88f	3.3	43	67.65	40.30	229	56.90	+17.3
Mohawk	MHK	...	...	14	286.85	177.00	1052	186.18	-32.5
MolinaHlth	MOH	...	...	...dd	153.21	58.66	884	148.34	+93.5
MolsCoor A	**TAP/A**	**1.64**	**2.2**	**7**	**88.00**	**58.93**	**0**	**75.20**	-10.5
MolsCoorB	TAP	1.64	2.5	10	87.25	58.75	2166	64.92	-20.9
MonRE	MNR	.68	4.0	26	18.45	13.87	175	16.85	-5.3
MonRE pfB	MNRpB	1.97	7.9	...				25.03	
MonRE pfC	MNRpC	1.53	6.4	...	25.44	22.82	11	24.00	-4.1
Moodys	MCO	1.76	1.0	39	187.98	135.71	678	178.75	+21.1
Moog A	MOG/A	1.00	1.2	21	93.93	71.56	55	83.29	-4.1
Moog B	MOG/B	1.00	1.2	22	91.71	72.60		84.00	-5.3
MorgStan	MS	1.20f	2.4	11	59.38	46.28	11680	49.88	-4.9
MorgSt pfE	MSpE	1.78	6.2	...	29.64	27.88	31	28.55	-1.4
MorgSt pfF	MSpF	1.72	6.2	...	29.40	27.21	32	27.81	-2.2
MorgSt pfI	MSpI	1.59	5.9	...	28.69	26.51	150	26.98	-3.1
MorgS pfG	MSpG	1.66	6.4	...	27.74	25.75	30	26.07	-2.4
MorgSt pfK	MSpK	...	...	...	27.72	25.54	92	25.75	-5.0
MS Asia	APF	.14e	.8	...q	19.99	16.00	10	16.57	-9.9
MS China	CAF	13.33e	...	...q	27.79	20.15	63	21.03	-10.1
MS CushHi	MLPY	1.28e	18.8	...q	8.00	6.09	1	6.81	-3.5
MS EMD	MSD	.57e	6.5	...q	10.27	8.55	105	8.76	-12.2
MSEMDDbt	EDD	.80m	12.0	...q	8.27	6.48	220	6.69	-13.1
MSEmMkt	MSF	.05e	.3	...q	19.86	15.10	36	15.68	-12.4
MS icb	ICB	.54a	2.9	...q	19.79	17.93		18.59	+1.3
MS India	IIF	.04e	...	...q	35.14	24.88	40	25.13	-24.2
MSJCP97	HJV	1.75	19.8	...	15.00	8.61	1	8.82	-28.5
MkVRMB	CNY	...	...	...q	49.16	41.11	4	42.80	-.5
MkVRupee	INR	.20p	.5	...q	45.42	37.63	0	38.94	-10.9
MSDLEur	URR	...	...	...q	21.49	16.65		17.31	-4.5
MSDSEur	DRR	...	...	...q	57.08	44.20	1	53.15	+9.7
MorgSt pfA	MSpA	1.01e	4.4	...	23.95	21.49	59	22.91	+1.2
MosaicAc n	MOSC	...	...	...	9.90	9.49	0	9.80	+1.0
Mosaic	MOS	.10	.3	50	32.71	20.66	4121	32.31	+25.9
MotrlaSolu	MSI	2.08	1.6	23	129.20	82.86	617	126.09	+39.6
Movado	MOV	.80	2.0	...cc	53.73	26.09	288	40.85	+26.9
Mueller	MLI	.40	1.4	21	37.57	25.26	188	28.50	-19.6
MuellerWat	MWA	.20	1.7	33	12.99	9.59	911	12.00	-4.2
MurphO	MUR	1.00	3.1	...cc	35.98	24.39	697	31.79	+2.4
MurphUSA	MUSA	...	...	16	89.69	61.05	277	85.88	+6.9
▲MyersInd	MYE	.54	2.1	51	25.05	17.70	280	25.25	+29.5
Myomo n	MYO	...	...	...dd	11.40	1.74	94	2.22	-40.8
Myovant n	MYOV	...	...	...dd	26.29	11.30	25	26.17	+107.0

- N -

Name	Ticker Symbol	Div	Yield	PE	52-week High	52-week Low	Vol 1000s	Last	YTD %Chg
NCI BldSy	NCS	...	...	13	23.35	13.85	383	16.05	-16.8
NCR Corp	NCR	...	...	26	38.68	26.00	582	29.26	-13.9
NGL EnPt	NGL	1.56	13.7	...dd	17.65	10.00	557	11.40	-18.9
NGL En pfB	NGLpB	2.25	9.1	...	25.56	23.10	31	24.65	+1.0
NL Inds	NL	...	...	5	16.05	6.65	19	6.75	-52.6
LinkMotion	LKM	...	...	20	4.68	1.58		2.20	-45.3
NRG Egy	NRG	.12	.3	58	36.67	22.95	4341	35.83	+25.8
NTN Buzz rs	NTN	...	...	...dd	8.40	3.01	3	4.20	-.2
NVR	NVR	...	...	17	3700.00	2558.27	40	2608.53	-25.6
nVent El n	NVT	...	...	...	29.84	21.00	628	29.18	+28.4
Nabors	NBR	.24	3.8	...dd	8.87	5.32	6674	6.29	-7.9
NACCO	NC	.66	2.0	4	92.60	23.80	7	32.55	-13.5
NamTai	NTP	.28	2.8	37	13.90	9.10	27	10.05	-19.9
NanoViric	**NNVC**	**...**	**...**	**...dd**	**1.33**	**.25**	**113**	**.43**	-51.1
Nashville	NASH	.75e	.7	...q	29.66	25.34		29.00	+3.7
NatBkHldg	NBHC	.56f	1.5	27	41.44	30.33	146	38.04	+17.3
NatFuGas	NFG	1.70f	3.0	17	59.90	48.31	465	56.42	+2.7
NatGrid	NGG	2.89e	5.5	...	65.43	51.28	593	52.45	-10.8
NtHlthInv	NHI	4.00	5.3	20	81.60	62.71	140	75.66	+.4
NHltcre	NHC	1.92f	2.6	27	78.88	57.00	56	72.78	+19.4
NOilVarco	NOV	.20	.5	...dd	49.08	31.47	3404	42.90	+19.1
NatPresto	NPK	1.00a	.8	17	140.33	88.80	32	126.55	+27.2
NatRetPrp	NNN	2.00f	4.5	20	46.44	36.25	914	44.45	+3.1
NRetP pfE	NNNpE	1.43	6.0	...	26.38	23.40	19	23.93	-6.4
NtRetP pfF	NNNpF	1.30	5.8	...	25.58	21.97	31	22.40	-10.7
NatlStor n	NSA	1.16	4.5	84	32.28	23.10	422	26.01	-4.6
NtStorAf pfA	NSApA	...	...	...	26.30	23.57	73	24.81	-4.7
NtWst pfC	NWpC	1.94	7.6	...				25.59	
Nationstar	NSM	...	...	7	20.71	16.04		18.27	-1.2
NatxIntV n	MVIN	...	...	...	47.10	43.04	6	44.89	+.7
NatGsSvcs	NGS	...	...	63	29.55	21.10	14	21.35	-18.5
NatrlGroc	NGVC	...	...	42	19.98	4.79	73	16.57	+85.6
NatRsPt rs	NRP	1.80	6.0	9	37.70	23.75	19	30.20	+16.2
Natuzzi	NTZ	...	...	...	2.60	1.41	8	1.50	-6.3
Nautilus	NLS	...	...	17	17.38	11.30	67	14.25	+6.7
NavideaBio	**NAVB**	**...**	**...**	**...dd**	**.68**	**.13**	**711**	**.25**	-29.2
NavigCons	NCI	.05p	...	21	25.85	15.23	215	23.24	+19.7
NavigatrH	NVGS	...	...	...	13.55	9.25	117	12.05	+22.3
NaviosAcq	**NNA**	**.08**	**14.0**	**...dd**	**1.39**	**.46**	**261**	**.57**	-48.6
Navios pfG	NMpG	2.19	19.6	...	19.99	10.15	1	11.20	-30.9
Navios	NM	...	...	...dd	1.90	.68	451	.79	-34.2
NavMH pfH	NMpH	2.16	19.7	...	18.89	10.09	2	10.99	-32.6
NavMMid	NAP	2.00f	68.3	...	10.40	2.65	36	2.93	-69.2
NaviosMar	NMM	.08	4.6	6	2.62	1.61	363	1.75	-25.8
Navistar	NAV	...	...	15	47.73	31.56	656	42.97	+.2
Navistr pfD	NAVpD	...	...	...	26.60	12.47		24.58	+43.8
NeenahP	NP	1.64	1.8	33	96.15	75.50	40	93.45	+3.1
Nelnet	NNI	.64	1.1	13	64.00	48.13	46	59.72	+9.0
NeoPhoton	NPTN	...	...	...dd	9.27	4.56	326	7.85	+19.3
Netshoes n	NETS	...	...	...	14.45	1.84	8	2.38	-69.9
Netw1Tch	**NTIP**	**.10**	**3.6**	**8**	**4.60**	**2.25**	**22**	**2.80**	+16.7
▼NBCAInt	NBW	.74	6.0	...q	14.50	12.48	21	12.45	-8.5
NeuB HYld	NHS	.96	8.8	...q	12.35	10.76	97	10.95	-6.9
NBIntMu	NBH	.90	6.7	...q	15.90	13.36	55	13.52	-8.6
NB MLP	NML	1.26	14.2	...q				8.87	
NBNYInt	NBO	.58	5.0	...q	13.05	11.41	17	11.51	-5.3
NBRESec	NRO	.36	7.1	...q	5.70	4.29	250	5.09	-8.0
NevGCas	UWN	...	...	27	2.86	1.80	191	2.39	-10.5
NevroCorp	NVRO	...	...	...dd	94.34	35.41	323	59.38	-14.0
Nevsun g	NSU	.04	.9	...dd	4.49	1.98	1438	4.48	+83.6
NewAmHi	HYB	.78a	9.2	...q	10.20	8.35	35	8.52	-9.4
NewConcEn	GBR	...	...	41	12.75	1.16	56	2.05	+31.7
NE Realty	NEN	1.00	1.5	2	75.25	62.00	3	66.50	-9.3
NwGold g	**NGD**	**...**	**...**	**...dd**	**4.03**	**.76**	**6810**	**1.00**	-69.6
NewHome	NWHM	...	...	10	13.55	8.31	53	8.77	-30.0
NwIreland	IRL	2.15e	1.5	...q	14.07	10.62	16	10.72	-14.5
NJ Rscs s	NJR	1.09	2.4	17	47.85	35.55	299	46.20	+14.9
NewMedia	NEWM	1.48	9.3	28	19.10	13.76	340	15.89	-5.3
NwMtnFin	NMFC	1.36	9.9	11q	14.50	12.05	189	13.70	+1.1
NewOriEd	EDU	.40e	...	35	108.40	67.23	2211	73.11	-22.2
NewRelic	NEWR	...	...	...dd	114.78	46.24	602	98.06	+69.7
NewResid	NRZ	2.00	11.1	6	18.75	15.24	3332	18.07	+1.1
▼NewSenInv	SNR	.52m	9.2	10	9.35	5.60	511	5.65	-25.3
NY&Co	NWY	...	...	50	5.55	1.61	177	4.02	+40.6
NY CmtyB	NYCB	.68	6.2	13	14.53	10.40	3068	10.98	-15.7
NY Cmt pfA	NYCBpA	...	...	...	29.30	26.12	20	26.69	-6.7
NYCmty un	NYCBpU	3.00	6.1	...	56.99	48.75	2	49.55	-2.3
NY REIT rs	NYRT	4.85c	...	...	18.91	15.04	980	17.38	
NY Times	NYT	.16	.7	...cc	26.85	16.95	1973	23.20	+25.4
NewellRub	NWL	.92f	4.2	6	43.99	20.21	9035	22.00	-28.8
NewfldExp	NFX	...	...	14	35.20	22.72	2216	28.44	-9.8
NewMarket	NEU	7.00	1.7	22	437.63	358.33	49	407.11	+2.4
NewmtM	NEM	.56	1.8	24	42.04	29.16	5470	31.50	-16.0
NewpkRes	NR	...	...	...dd	11.65	7.45	931	9.95	+15.7
NexGen g	NXE	...	...	...	2.85	1.65	181	2.08	-18.8
NexaRsc n	NEXA	...	...	13	21.20	15.27		18.82	-4.0
NexPtCr rs	NHF	2.40m	10.8	...q	25.64	21.91	104	22.31	-11.8
NxPtRsT n	NXRT	1.00	3.1	10	33.69	23.03	54	32.26	+15.5
NxtEraLP	NEP	1.57f	3.2	34	50.66	36.42	116	48.36	+12.2
NextEra 72	NEEpI	1.28	5.3	...	25.70	23.17	26	24.06	-3.6
NextEra 73	NEEpJ	1.25	5.2	...	25.45	22.88	18	24.11	-3.4
NextEra76	NEEpK	...	...	...	25.98	23.62	57	24.40	-4.6
NxtEra pfQ	NEEpQ	3.19	4.2	...	78.13	65.79		75.60	+8.7
NextEraEn	NEE	4.44	2.6	12	175.65	144.70	2023	169.27	+8.4
NxtEra pfR	NEEpR	...	...	...	60.42	53.67	169	57.64	+2.6
NiSource s	NI	.78	3.1	32	28.11	22.44	5157	25.23	-1.7
NiaM pfB	NMKpB	3.60	3.8	...	104.75	93.00	0	94.00	-2.2
NiaM pfC	NMKpC	3.90	4.0	...	107.80	94.03	0	96.50	-2.6
Nielsen plc	NLSN	1.40f	5.1	16	42.16	20.53	3236	27.21	-25.2
▲NikeB s	NKE	.80	.9	74	85.85	50.35	6478	85.37	+36.5
NoahHldgs	NOAH	...	...	23	69.56	28.02	243	40.40	-12.7
NobilisH n	HLTH	...	...	...	1.70	.62	390	1.08	-20.0
NobleCorp	NE	.08	1.2	...dd	6.84	3.39	6963	6.51	+44.0
NobleEngy	NBL	.44	1.5	31	37.76	24.29	4576	30.27	+3.9
NobleMid n	NBLX	1.91e	...	9	57.98	35.66	222	36.80	-26.4
NokiaCp	NOK	.19e	3.4	...	6.41	4.51	13577	5.52	+18.5
NomadF n	NOMD	...	...	...	21.15	14.33	579	20.66	+22.2
Nomura	NMR	...	...	...	6.83	4.43	175	4.97	-14.6
Norbord n	OSB	1.29	3.6	...	45.45	32.22	388	35.59	+5.3
NordicAOff	NAO	.18	18.8	...	1.55	.71	98	.96	-19.9
NordicAm	NAT	.23e	10.8	...dd	5.84	1.82	692	2.13	-13.4
Nordstrm	JWN	1.48a	2.4	23	66.34	37.79	4146	61.03	+28.8
NorflkSo	NSC	3.20f	1.7	28	186.91	125.59	1891	184.28	+27.2
NortelInv	NTL	.64e	1.3	...	51.97	35.69		50.99	
NoAmEn g	NOA	.08	...	...	6.20	3.85		5.81	+17.4
NEurO	NRT	.78e	10.1	9	9.40	6.21	18	7.69	+10.5
NoWestCp	NWE	2.20	3.7	16	64.47	50.01	251	59.11	-1.0
NDynMn g	NAK	...	...	...	2.34	.43	464	.53	-70.1
NthnO&G	NOG	...	...	45	3.80	.63	4263	3.59	+75.1
NorthropG	NOC	4.80	1.6	32	360.88	264.81	2411	301.41	-1.8
NStREur n	NRE	.60	4.7	...	14.81	10.08	141	12.73	-5.2
NwstNG	NWN	1.88	2.7	...dd	70.33	51.50	94	69.10	+15.8
NorwCruis	NCLH	...	...	18	61.18	46.16	1290	57.46	+7.9
NovaBay rs	NBY	...	...	...dd	4.80	1.25	3	1.40	-63.6
NovaGld g	NG	...	...	...dd	5.05	3.35	1062	3.87	-1.5
Novartis	NVS	2.75e	3.2	17	94.19	72.30	3142	85.97	+2.4
NovoNord	NVO	.96e	2.0	...	58.37	44.28	1536	47.50	-11.5
NOW Inc	DNOW	...	...	...dd	18.56	9.12	739	16.82	+52.5
NuSkin	NUS	1.47	1.8	40	88.68	59.31	254	83.85	+22.9
Nucor	NUE	1.52	2.4	12	70.48	53.34	1730	64.41	+1.3
Nush EnhYl	NUAG	...	...	...	24.77	23.33	10	23.39	-4.2
Nush 1-5yr	NUSA	...	...	...	25.10	24.21	0	24.28	-2.0
▲NushLCGr	NULG	...	...	...	37.26	29.25	16	37.26	+19.4
▲NushLCVal	NULV	...	...	...	30.70	27.07	3	30.87	+8.0
NushMCGr	NUMG	...	...	...	34.55	27.42	3	34.32	+16.9
NushMCVal	NUMV	...	...	...	29.85	26.45	1	29.22	+3.6
NushSmCap	NUSC	...	...	...	32.44	26.77	98	32.03	+12.6
NushShTrm	NURE	...	...	...	28.13	23.57	2	27.70	+5.2
NushEsg ef	NUDM	...	...	...				27.24	
Nus AgBd n	NUBD	...	...	...	25.90	23.98	12	24.06	-3.5
NushEs ef	NUEM	...	...	...				30.00	
NustarEn	NS	2.40m	8.8	24	41.65	19.22	472	27.20	-9.2
NustEn pfA	NSpA	2.13	8.9	...	27.03	21.53	30	23.82	-4.1
Nustar pfB	NSpB	1.91	8.8	...	25.75	20.00	81	21.82	-3.7
Nustar pfC	NSpC	...	...	...	26.43	22.31	49	24.20	-6.8
Nustar 43	NSS	1.91	7.4	...	26.05	24.55	26	25.67	+2.7
▲Nutrien n	NTR	1.60	2.8	...	58.72	40.41	2046	57.82	+11.4
NuvNYVl2 n	NYV	...	...	...	15.04	13.22	2	13.50	-5.8
NuvCr22 n	JCO	...	...	...	10.10	9.26	62	9.51	+.2
Nuv Mun21	NHA	...	...	...	10.20	9.29	18	9.44	
NuvHiInO n	NMZ	...	...	...	13.91	12.28	75	12.63	-7.2
Nuv Pf22 n	JPT	...	...	...	27.14	22.89	11	22.97	-8.6
Nuv 11-21 n	JHB	...	...	...	10.15	9.42	95	9.55	-4.1
▼NuvCA V2 n	NCB	...	...	...	18.10	15.06	14	15.11	-11.1
NvHiInDc19	JHD	...	...	...	10.17	9.72	53	9.84	-1.8
Nuv RE In	JRS	...	...	...	11.30	9.39	40	9.95	-11.6
NuvMO Pr	NOM	...	...	...	17.58	12.22	2	12.30	-11.8
NuvAllCEn	JMLP	1.37	17.4	...q	9.62	6.79	48	7.87	-8.1
NuvAZ	NAZ	.80	6.8	...q	14.75	11.71	40	11.76	-16.8
NuvBldAm	NBB	1.34	6.6	...q	22.13	19.95	32	20.28	-7.7
NBldAmOp	NBD	1.30	5.9	...q	23.08	21.52	2	22.00	-4.6
▼NCaAMTFr	NKX	.86	6.7	...q	15.91	12.94	99	12.93	-15.8
▼NCADvA	NAC	.91	7.0	...q	15.33	13.16	422	13.06	-8.7
NCalMunV	NCA	.47	5.0	...q	10.70	9.16	89	9.35	-8.2
NuvCASel	NXC	.63a	4.6	...q	17.17	13.51	9	13.82	-7.3
NCTDv2 pfC	NGKpC	.26	2.6	...				10.02	
NCTPI	NTC	.68a	6.0	...q	12.30	11.38	30	11.43	-4.1
NuvCorEqA	JCE	1.21a	7.8	...q	16.49	13.95	32	15.53	+6.4
NvCredStr	JQC	.62	7.8	...q	8.54	7.83	142	7.97	-3.0
NvDvrsDiv	JDD	1.04	9.5	...q	12.97	10.84	76	10.94	-11.1
▼NuvDivA	NAD	.85a	6.7	...q	14.45	12.82	456	12.81	-8.9
NuvEnhM	NZF	.83a	6.4	...q				12.89	-4.7
NvDow30DO	DIAX	1.06	5.4	...q	20.00	16.48	64	19.58	+3.9
NuEnMLP	JMF	1.35	12.5	...p	12.97	9.65	171	10.80	-5.2
NEnhMuV	NEV	.96a	7.3	...q	15.07	13.05	63	13.24	-6.8
NuvFloat	JFR	.72	7.0	...q	11.80	10.18	123	10.32	-7.9
NuvFltOp	JRO	.76a	7.4	...q	11.87	10.07	170	10.17	-10.8
NvGADiv2	NKG	.64a	5.9	...q	13.55	10.94	40	10.97	-12.7
NuvGblHIn	JGH	1.58	10.1	...	17.45	15.22	93	15.69	-7.2
NuvHi2020	JHY	.68	7.0	...q	10.50	9.67	56	9.78	-1.3
NuvHIDec18	JHA	...	...	...q	10.05	9.67	42	9.84	-.7
NuvEnhMu	NVG	...	...	...	15.73	14.06	434	14.66	-5.1
▼NNYAmtF	NRK	.70	5.9	...q	13.38	11.86	218	11.85	-8.6
NuvAmtFr	NEA	.75a	5.9	...q	14.02	12.70	608	12.76	-7.2
NuvIntMu	NID	.68	5.5	...q	13.55	12.10	75	12.41	-4.5
NvIntQMu	NIQ	.57	4.6	...q	13.45	12.22	43	12.36	-4.0
▼NMDPI	NMY	.67a	5.6	...q	13.09	11.88	61	11.85	-5.8
▼NvMAP	NMT	.71a	5.9	...q	14.73	11.96	30	11.95	-16.3
NMIQI	NUM	.74	6.0	...q	13.94	12.36	45	12.39	-6.6
NuvMNMu	NMS	.80	6.1	...q	15.50	13.01	7	13.06	-11.2
NuvMtgOp	JLS	1.52	6.4	...q	26.33	23.10	11	23.90	-3.2
NuMtgOp2	JMT	1.53	6.6	...q	25.40	22.21	5	23.22	-2.2
NuvMultM	JMM	.48	6.9	...q	7.77	6.60	12	7.00	-8.1
▼NvMuI	NMI	.50a	4.8	...q	13.27	10.37	25	10.39	-10.2
NuvMuVal	NUV	.39a	4.2	...q	10.37	9.32	472	9.39	-7.3
Nv AMT-Fr	NUW	.78a	5.2	...q	18.59	14.87	37	15.02	-13.0
▼NuvNJDiv	NXJ	.82a	6.3	...q	13.98	12.86	174	12.86	-6.1
NuvNJMV	NJV	.59a	4.2	...q	15.34	14.75		13.94	-3.1
▼NNYDvA	NAN	.80a	6.5	...q	14.47	12.33	94	12.32	-10.9
NNYMV	NNY	.39a	4.2	...q	10.65	9.03	43	9.20	-3.2
NuvNYSel	NXN	.55	4.3	...q	14.30	12.58	12	12.69	-6.9
▼NNCPI	NNC	.59a	4.9	...q	13.52	12.06	29	12.05	-6.6
NOHQI	NUO	.80	5.9	...q	15.30	13.46	96	13.53	-7.6
NvPA	NQP	.81a	6.5	...q	13.77	12.34	71	12.47	-5.2
NuvPaMV	NPN	.62a	4.3	...q	15.84	15.01		14.61	-2.5
NuvPf&Inc	JPI	1.95a	8.5	...q	25.61	22.72	31	22.94	-7.4
▼NvPfdInco	JPC	.80	8.7	...q	10.69	9.22	241	9.20	-11.0
NuvQPf2	JPS	.70	8.0	...q	10.47	8.66	502	8.71	-14.6
NuvREAst	JRI	1.49a	9.2	...q	18.25	15.75	51	16.26	-8.7
NuvEqtP	BXMX	1.00	6.9	...q	14.57	13.00	188	14.44	+1.3
NEqPrmG	SPXX	1.04	6.2	...q	19.88	15.25	65	16.88	-2.5
NvSMM	NIM	.31a	3.2	...q	10.55	9.49	33	9.56	-4.0
NSTFI	NXP	.55a	4.0	...q	15.16	13.85	33	13.89	-5.0
▼NSTFI2	NXQ	.53a	4.0	...q	14.33	13.26	40	13.24	-5.0
NSTFI3	NXR	.55a	3.9	...q	15.69	14.04	32	14.16	-6.8
NuvSnIn	NSL	.42	6.8	...q	6.83	6.05	89	6.14	-5.7
NuShDCrd	JSD	1.16a	6.9	...q	17.75	16.45	33	16.75	+.7
Nv TA Div	JTD	1.23	7.0	...q	18.44	15.87	145	17.56	-.1
NvTxATR	JTA	1.04	7.6	...q	14.69	12.57	18	13.70	-1.8
NTXQI	NTX	.65	5.3	...q	14.89	12.37	22	12.45	-13.2
▼NVAPI	NPV	.65a	5.5	...q	13.29	11.83	71	11.80	-8.0
NuverEnv n	**NES**	**...**	**...**	**...dd**	**26.50**	**8.80**	**5**	**9.87**	-45.7

- O -

Name	Ticker Symbol	Div	Yield	PE	52-week High	52-week Low	Vol 1000s	Last	YTD %Chg
OCI Ptrs	OCIP	.70e	6.1	33	11.60	6.76		11.45	+42.2
OFG Bncp	OFG	.24	1.4	13	17.75	7.80	380	17.10	+81.9
OFG pfA	OFGpA	1.78	7.2	...	25.25	21.39	4	24.80	+2.8
OFG pfB	OFGpB	1.75	7.2	...	24.82	20.77	2	24.45	+10.8
OFG pfD	OFGpD	1.78	7.1	...	25.72	21.29	4	25.07	+11.7
OGE Engy	OGE	1.33	3.6	19	37.74	29.59	1123	36.56	+11.1
OM AsstM	OMAM	.32	2.1	16	18.62	13.55		15.35	-8.4
ONEGas	OGS	1.84	2.3	24	83.12	62.20	128	81.15	+10.8
OaktreeC	OAK	3.59e	8.7	12	48.05	38.65	198	41.10	-2.4
OasisMid n	OMP	1.64f	7.5	48	24.21	15.57	43	21.75	+24.7
OasisPet	OAS	...	...	...dd	13.90	7.31	4759	12.77	+51.8
Obsidian g	OBE	...	...	...	1.44	.85	149	.94	-24.2
OcciPet	OXY	3.12f	3.9	61	87.67	61.09	3720	79.23	+7.6
Oceaneerg	OII	.60	2.3	...cc	28.62	17.11	748	26.45	+25.1
Och-Ziff	OZM	.87e	52.4	18	3.95	1.53	137	1.66	-33.6
OcwenFn	OCN	...	...	...dd	4.84	2.95	283	3.99	+27.5
Oi SA C	OIBR/C	...	...	...	9.71	2.46	779	2.52	-55.2
OilStates	OIS	...	...	...dd	38.95	20.23	443	31.65	+11.8
Oil-Dri	ODC	.96f	2.5	41	50.82	35.42	5	37.98	-8.5
▲OldRepub	ORI	.78	3.4	20	22.88	19.33	1587	22.93	+7.2
Olin	OLN	.80	2.9	8	38.84	27.17	3415	27.83	-21.8
Om Asst 31	OMAA	1.28	5.3	...	25.09	22.66		24.13	-3.2
OmegaHlt	OHI	2.64	8.0	12	33.51	24.90	1126	32.81	+19.1
Omnicom	OMC	2.40	3.4	14	83.34	65.32	3837	69.64	-4.4
Omnova	OMN	...	...	...dd	11.90	8.30	203	10.20	+2.0
OnAssign	ASGN	...	...	33	86.13	49.40		81.88	+27.4
OnDeckCap	ONDK	...	...	...dd	9.41	4.11	245	7.55	+31.5
OncoCyte n	**OCX**	**...**	**...**	**...**	**7.64**	**1.10**	**34**	**2.55**	-45.2
OneLibrty	OLP	1.80	6.5	17	29.44	21.02	37	27.66	+6.7
OneSmart n	**ONE**	**...**	**...**	**...**	**16.00**	**7.53**	**179**	**9.01**	-17.4
OneMain	OMF	...	...	17	37.29	23.70	375	35.51	+36.6
ONEOK	OKE	3.30f	4.8	50	71.99	49.65	3115	68.61	+28.4
Ooma n	OOMA	...	...	...	17.50	9.00	50	16.45	+37.7
OppLgCap	RWL	.72e	1.3	...q	55.31	47.29	70	55.07	+7.2
Opp RUT n	OMFS	...	...	...	28.76	24.71		28.73	+10.0
OppMidCap	RWK	.59e	.7	...q	65.13	55.90	9	64.36	+6.0
OppSmCap	RWJ	.59e	.8	...q	79.48	64.38	16	77.76	+11.3
OppUltDiv	RDIV	1.15e	2.9	...q	39.93	33.68	173	39.53	+8.0
OpR1000V n	OVLU	...	...	...	27.53	25.07		27.36	+2.8
OpR1000L n	OVOL	...	...	...	27.27	24.80		27.27	+5.1
OpR1000S n	OSIZ	...	...	...	28.52	25.05		28.40	+8.2
OpR1000Y n	OYLD	...	...	...	26.63	24.36		26.61	+1.6
Op R1000D n	OMFL	...	...	...	28.91	24.74		28.90	+10.7
OpIntRev n	REFA	...	...	...	30.89	25.60		26.63	-4.4
OpGlbRv n	RGLB	...	...	...	30.09	26.33		27.00	-3.2
Opp Rev n	ESGL	...	...	...	33.09	29.08	1	32.92	+6.0
OppGlRv n	ESGF	...	...	...	33.63	29.31	0	30.77	-2.0
OppenFin	RWW	.58e	.8	...q	74.63	61.97	1	70.58	+2.3
OpEMRev n	REEM	...	...	...	30.65	24.58	0	25.79	-7.2
OppenHldg	OPY	.44	1.4	...dd	34.15	16.20	56	31.80	+18.7
Oracle	ORCL	.76	1.5	54	53.48	42.57	26892	50.43	+6.7

Continued on next page

Continued from **previous page**

NYSE

Name	Ticker Symbol	Div	Yield	PE	52-week High	52-week Low	Vol 1000s	Last	YTD %Chg
Oragenics rs	OGEN	...	...	...	6.80	.60			
Orange	ORAN	.41e	2.5	...	18.57	15.67	263	16.13	-7.3
OrchidIsl	ORC	1.08e	14.4	39	10.47	6.77	389	7.48	-19.4
OrchidsPP	TIS	1.40	37.6	6	15.74	.70	86	3.72	-70.9
OrionECarb	OEC	.72	...	70	36.55	21.10	224	32.30	+26.2
OrionGpHl	ORN	...	...	...dd	9.83	5.77	130	7.91	+1.0
Orix	IX	...	...	...	100.03	77.11	28	82.71	-2.4
OrmatTc	ORA	.49	.9	52	70.68	45.79	332	57.33	-10.4
OshRusS n	OUSM	...	...	...	29.16	24.89	22	28.94	+7.0
OshIntQ n	ONTL	...	...	...	29.06	25.73	7	26.80	-3.0
OshkoshCp	OSK	.96	1.3	17	100.26	66.77	549	76.37	-16.0
OsiskoGl n	OR	.20	...	...	13.58	7.29	576	7.65	-33.8
OutfrontM	OUT	1.44	7.1	18	25.30	17.75	638	20.17	-13.1
OversSh wi	OSG/WI	...	...	...				2.75	
OverSh rs	OSG	...	...	...	4.16	1.67	461	3.31	+20.8
OwensMin	OMI	1.04	6.0	11	29.85	14.07	807	17.25	-8.6
OwensCorn	OC	.84	1.4	18	96.52	55.39	1448	58.61	-36.3
OwensIll	OI	...	...	23	25.90	16.22	1128	19.76	-10.9
OwensRM	ORM	.80	4.8	11	18.72	13.71	15	16.53	+3.2
OxfordInds	OXM	1.36	1.5	21	97.19	59.23	107	89.40	+18.9

P-Q

Name	Ticker Symbol	Div	Yield	PE	52-week High	52-week Low	Vol 1000s	Last	YTD %Chg
PBF Engy	PBF	1.20	2.5	14	53.72	24.86	2919	47.38	+33.7
PBF Logist	PBFX	1.96f	8.8	12	22.70	17.75	31	22.20	+6.0
PCM Fund	PCM	.96	8.3	...q	12.13	10.15	13	11.57	
PG&E Cp	PCG	2.12f	4.5	8	70.33	37.30	3882	46.92	+4.7
PGT Inc	PGTI	...	...	28	26.40	13.05	1066	21.90	+30.0
PHH Corp	PHH	...	...	...dd	14.32	8.01	149	10.86	+5.4
PIMCO1-3Tr	TUZ	.34a	.7	...q	50.70	49.82	3	49.84	-.9
Pimc1-5Tip	STPZ	.53e	1.0	...q	52.50	51.20	32	51.24	-1.4
Pim15TIPS	LTPZ	.42e	.6	...q	69.37	64.33	8	65.00	-6.1
PimBrdTIPS	TIPZ	.80e	1.4	...q	58.30	56.52	2	56.59	-2.8
PimLwDur	LDUR	2.82e	2.0	...q	101.42	99.25	8	99.56	-.8
PimcoTR	BOND	6.13e	6.0	...q	107.13	101.92	46	102.25	-3.5
Pim0-5HYCp	HYS	5.21e	5.2	...q	101.76	97.52	209	100.43	
PimIGBd	CORP	3.12a	3.1	...q	106.04	97.04	17	100.59	-4.8
PimShMat	MINT	.82e	.8	...q	101.87	101.35	703	101.56	
PimIntMu	MUNI	1.26	2.4	...q	54.15	52.31	79	52.40	-2.3
PimSTMun	SMMU	.47e	.9	...q	50.73	49.49	10	49.71	-.3
Pim25yrZro	ZROZ	3.07e	2.8	...q	124.10	106.57	17	108.83	-10.4
PJT Part n	PJT	.20	.4	...dd	61.18	35.53	69	52.97	+16.2
PLDT Inc	PHI	1.60e	6.2	...	34.38	21.58	97	25.70	-14.6
PNC pfP	PNCpP	1.65	6.1	...	29.33	26.65	64	27.04	-4.5
PNC pfQ	PNCpQ	1.34	5.4	...	25.78	24.15	17	24.80	-2.2
PNC	PNC	3.80f	2.6	13	163.59	128.55	1866	144.46	+.1
PNC wt	PNC/WS	...	...	...	89.25	61.35		88.25	+13.5
PNM Res	PNM	1.06	2.7	19	46.00	33.75	272	39.45	-2.5
POSCO	PKX	...	...	...	93.12	63.79	209	66.56	-14.8
PPDAI n	PPDF	...	...	...	13.68	3.82	394	5.89	-17.2
PPG s	PPG	1.92f	1.7	21	122.07	100.36	1254	115.92	-.8
PPG wd	PPG/WD	...	...	...				138.47	
PPL Cap 73	PPX	1.48	5.9	...	25.76	24.40	30	25.15	-1.7
PPL Corp	PPL	1.64	5.5	13	39.41	25.30	4701	29.55	-4.5
PQ GrpH n	PQG	...	...	36	18.69	12.88	113	17.80	+8.2
PS BusPk	PSB	4.20f	3.2	26	137.60	107.91	96	129.55	+3.6
PSBPk pfU	PSBpU	1.44	5.8	...	25.99	24.36	16	24.71	-2.1
PSBPk pfV	PSBpV	1.42	5.8	...	26.08	24.06	16	24.50	-3.2
PS BusP pfY	PSBpY	...	...	...	24.78	22.04	28	22.46	-8.7
PS BusP pfX	PSBpX	1.31	5.7	...	25.50	22.32	43	22.88	-9.4
PS BsPk pfW	PSBpW	...	...	...	25.77	22.23	13	22.88	-9.4
PVH Corp	PVH	.15	.1	16	169.22	120.91	1351	142.57	+3.9
▲PcrTrnd750	PTLC	...	...	...q	31.46	26.80	335	31.65	+10.5
PcrTrnd450	PTMC	...	...	...q	33.96	28.89	82	33.77	+8.6
PcrTrnd100	PTNQ	...	...	...q	36.43	27.63	53	35.86	+18.5
PacrCash n	GCOW	...	...	...	34.59	29.77	36	31.56	+.3
PacrTrendp	PTEU	...	...	...	33.39	26.51	47	27.01	-12.0
Pacr Wlth n	PWS	...	...	...	27.67	23.99	33	26.83	+6.3
Pac Cash n	CALF	...	...	...	32.73	23.90	4	29.42	+12.7
PacDvCsh n	ICOW	...	...	...	31.03	26.38	2	27.89	-4.9
PacCashCow	COWZ	...	...	...				28.80	
PacifCstOil	ROYT	.15e	5.7	6	2.76	1.42	229	2.60	+34.0
PacDrill rs	PACD	...	...	...dd				.38	
PacGE pfA	PCGpA	1.50	5.8	...	32.47	21.19	6	25.70	-8.9
PacGE pfB	PCGpB	1.37	5.7	...	29.83	20.49	2	24.26	-6.1
PacGE pfC	PCGpC	1.25	5.6	...	27.75	19.75	0	22.39	-8.9
PacGE pfD	PCGpD	1.25	5.7	...	26.73	19.31		21.98	-9.0
PacGE pfE	PCGpE	1.25	5.7	...	29.48	19.60		21.89	-11.2
PacGE pfG	PCGpG	1.20	5.7	...	27.10	18.54	0	21.20	-13.7
PacGE pfH	PCGpH	1.12	5.4	...	29.54	17.36	10	20.75	-10.0
PacGE pfI	PCGpI	1.09	5.2	...	25.90	17.25	0	20.80	-7.8
Pacif pf	PPWp	5.00	5.0	...				100.26	
PackAmer	PKG	3.16	2.7	19	131.13	107.39	821	118.16	-2.0
Pagsegur n	PAGS	...	...	...	39.97	24.57	2888	29.05	-8.4
PalatinTch	PTN	...	...	...	1.59	.58	542	1.03	+19.9
PaloAltNet	PANW	...	...	...dd	239.50	135.85	654	230.01	+58.7
PampaEng	**PAM**	**...**	**...**	**...**	**72.98**	**24.93**	**1188**	**36.77**	-45.3
Pandora	P	...	...	...dd	10.07	4.09	5035	9.39	+94.8
PanhO&G	PHX	.16	.9	...cc	25.30	17.65	31	18.25	-11.2
ParPetr rt	PARR/r	...	...	...				.06	
ParPetrol	PARR	...	...	34	21.94	16.42		17.87	-7.3
ParTech	PAR	...	...	76	26.40	7.31	95	22.02	+135.5
ParaGold n	PZG	...	...	4	1.77	1.01	10	1.01	-22.3
ParamtGp	PGRE	.40	2.6	...	16.61	13.70	1458	15.50	-2.2
Paretem rs	TEUM	...	...	...dd	3.59	.54	927	2.80	+35.3
ParkEl	PKE	.40	2.0	16	24.16	15.78	40	19.76	+15.9
ParkHot n	PK	2.20f	6.6	...	34.27	23.91	1149	33.19	+15.4
ParkNatl	PRK	3.84	3.5	16	119.00	97.70	36	108.37	+4.2
ParkDrl rs	PKD	...	...	...	21.60	2.96	52	3.26	
ParkerHan	PH	3.04	1.6	23	212.80	152.47	896	190.51	-4.5
ParsleyEn	PE	...	...	33	33.43	21.12	2238	28.55	-3.0
PartRe pfF	PREpF	1.47	5.9	...	25.97	24.68	1	24.99	-2.3
PartRe pfG	PREpG	1.63	6.2	...	27.44	25.81	9	26.03	-3.0
PartRe pfH	PREpH	1.81	6.7	...	29.54	26.81	9	27.02	-5.8
PartRe pfI	PREpI	1.47	5.9	...	27.08	24.91	4	25.00	-4.8
PartyCity n	PRTY	...	...	13	16.95	9.50	1548	14.30	+2.5
PaycomSft	PAYC	...	...	...cc	164.08	73.02	1131	153.48	+91.1
PeabodyE n	BTU	.60	1.4	...	47.84	28.08	1520	41.84	+6.3
PeabEn pfA	BTUp	2.13	...	...					
Pearson	PSO	.80e	7.0	...	12.73	7.62	306	11.45	+16.6
Pebblebrk	PEB	1.52	4.1	21	41.65	32.73	2295	36.80	-1.0
Pebble pfC	PEBpC	1.63	6.5	...	26.05	23.93	1	25.07	-.8
Pebbleb pfD	PEBpD	2.09	8.3	...	26.22	24.11	3	25.30	-1.8
Pedevco rs	**PED**	**...**	**...**	**...**	**4.44**	**.26**	**58**	**2.01**	+528.1
Pembina g	PBA	1.56	...	25	36.99	29.28	364	33.49	-7.4
Penney	JCP	...	...	33	4.75	1.60	9636	2.00	-36.7
PennaRE	PEI	.84	8.8	13	12.52	8.86	1144	9.50	-20.1
PenRE pfB	PEIpB	1.84	7.6	...	25.57	20.21	26	24.12	-4.2
PenRE pfC	PEIpC	1.80	7.7	...	26.63	19.44	42	23.45	-9.5
PenRE pfD	PEIpD	1.72	7.7	...	25.83	19.01	23	22.33	-11.1
PennyMFn	PFSI	.47p	...	8	25.20	17.05	69	21.60	-3.4
PennyMac	PMT	1.88	9.3	21	20.41	14.87	381	20.29	+26.3
Penny pfA	PMTpA	2.03	8.1	...	25.80	23.11	9	25.03	-.8
PennyM pfB	PMTpB	...	...	...	25.45	23.68	35	24.95	-.9
Penske	PAG	1.40f	2.7	12	54.83	41.74	390	52.46	+9.6
Pentair	PNR	.70	1.6	14	74.84	41.00	1223	44.77	-36.6
Penumbra n	PEN	...	...	...cc	167.35	82.55	178	151.30	+60.8
PerfFood n	PFGC	...	...	21	39.45	26.35	566	33.20	+.3
PerkElm	PKI	.28	.3	37	96.87	67.51	339	96.58	+32.1
PermRck n	PRT	...	...	...	16.69	11.75	30	12.97	-16.3
▼Prmian	PBT	.65e	7.8	23	10.30	8.23	77	8.23	-7.2
PermvRoy	PVL	1.45e	41.4	9	4.41	2.51	63	3.50	+11.1
Perrigo	PRGO	.76	1.0	...dd	95.93	67.53	646	73.90	-15.2
Perspecta n	PRSP	...	...	...	26.02	19.84	1126	25.82	+5.2
PetChina	PTR	.70e	.9	...	85.02	61.87	76	78.07	+11.6
PetrbrsA	PBR/A	...	...	...	14.98	7.55	5181	9.81	-.2
Petrobras	PBR	...	...	...	17.20	9.02	13528	11.36	+10.4
Pfenex	PFNX	...	...	...dd	8.42	2.07	213	5.05	+89.8
▲Pfizer	PFE	1.36	3.1	18	43.68	33.20	17338	43.75	+20.8
Pfizer wd	PFE/WD	...	...	...				28.25	
PhlpsSelEn	DSE	1.26	20.9	...	7.18	4.89	159	6.02	+2.9
PhilaEn n	PESC	...	...	...					
PhilipMor	PM	4.56	5.5	20	116.19	76.21	5379	82.55	-21.9
▲PhilipsNV	PHG	.88e	1.9	...	46.09	35.47	745	46.24	+22.3
Phillips66	PSX	3.20f	2.9	25	123.97	87.50	3101	110.33	+9.1
Phill66LP	PSXP	3.01f	5.8	19	56.48	44.40	282	51.53	-1.6
PhoenixCo n	PFX	...	...	...					
PhxNMda	FENG	...	...	...cc	8.14	3.82	189	4.28	-34.1
PhysRltTr	DOC	.92	5.5	44	19.03	14.13	862	16.88	-5.0
PiedmOfc	PDM	.84	4.4	9	20.57	16.69	584	19.20	-2.1
Pier 1	PIR	.28	15.5	...dd	5.92	1.66	1398	1.81	-56.3
PimUS Eq n	MFUS	...	...	...	30.09	25.55	10	30.08	+8.9
Pim IntEq n	MFDX	...	...	...	28.41	24.89	2	26.16	-2.2
PimEmMkt	MFEM	...	...	...	28.32	23.02	19	24.15	-7.7
PimcoCA	PCQ	.92	5.7	...q	17.89	14.43	69	16.22	-6.1
PimcoCA2	PCK	.65	7.8	...q	10.29	8.01	62	8.32	-18.1
PimcCA3	PZC	.72	7.1	...q	11.06	9.55	57	10.08	-3.4
PimcoCp&I	PCN	1.35	7.2	...q	19.25	16.03	59	18.63	+8.3
PimCpOp	PTY	1.56a	8.7	...q	18.93	15.86	208	17.91	+8.8
PimDyCrd	PCI	1.97	8.2	...q	24.48	21.61	406	24.09	+7.4
PimDyInco	PDI	2.65a	8.0	...q	33.65	28.84	168	33.01	+9.9
PimcIncStr	PFL	1.08	9.0	...q	12.54	11.15	37	12.05	+3.2
PimIncStr2	PFN	.96	9.1	...q	10.89	10.00	250	10.60	+1.6
PimStPls	PGP	2.20	15.4	...q	17.09	12.37	50	14.31	-7.0
PimcoHiI	PHK	1.24	14.6	...q	9.04	7.19	1205	8.51	+14.1
PimIncOpp	PKO	2.28a	8.3	...q	27.98	24.50	142	27.34	+5.5
PimcoMuni	PMF	.98	7.5	...q	14.04	12.29	104	13.01	+.1
PimcoMu2	PML	.78	6.0	...q	13.56	11.80	151	13.05	-1.0
PimcMu3	PMX	.75	6.7	...q	11.99	10.76	90	11.37	-1.8
PimcoNY	PNF	.68	5.9	...q	13.35	11.26	20	11.60	-9.2
PimcoNY2	PNI	.80	6.9	...q	12.51	10.40	15	11.54	-3.9
PimcNY3	PYN	.63	6.6	...q	10.27	8.50	3	9.57	-3.5
PimcoStrIn	RCS	.96	10.0	...q	10.31	8.62	214	9.64	+5.0
PinnaclFds	PF	1.30	1.9	13	70.51	52.25	960	66.83	+12.4
PinWst	PNW	2.78	3.5	18	92.42	73.41	756	79.47	-6.7
PionDvrsHi	HNW	1.38	9.5	...q	16.57	14.25	21	14.56	-7.6
PionEnSvc	PES	...	...	...dd	6.35	1.70	347	3.35	+9.8
PionFltRt	PHD	.72	6.5	...q	12.22	10.91	37	11.04	-3.7
PionHiIn	PHT	1.14	12.4	...q	10.12	9.14	72	9.16	-5.7
PioMuAdv	MAV	.84	7.7	...q	11.85	10.50	80	10.92	-4.0
PioMunHi	MHI	.84	7.3	...q	12.34	11.10	72	11.45	-3.4
PioNtrl	PXD	.32	.2	...cc	213.40	135.31	1298	171.39	-.8
PiperJaf	PJC	1.50f	1.9	13	99.80	54.00	101	79.20	-8.2
PitnyBw	PBI	.75	10.0	5	14.80	6.88	1910	7.51	-32.8
PitnyBw 43	PBIpB	1.67	7.2	...	25.75	21.46	40	23.38	-4.1
PivotSft n	PVTL	...	...	...	31.24	15.11	2157	19.88	+26.4
PlainsAAP	PAA	1.95	7.8	40	27.70	18.38	2500	24.92	+20.7
PlainsGP rs	PAGP	1.70	...	48	27.00	18.98	1426	24.30	+10.7
PlanetFit n	PLNT	...	...	2	53.41	25.55	931	49.85	+44.0
Plantron	PLT	.60	1.0	19	82.28	42.91	246	59.88	+18.9
PlatfmSpc	PAH	...	...	18	13.54	9.09	2357	12.94	+30.4
PlatGpM rs	PLG	...	...	1	.58	.08	4408	.19	-38.2
PlayAGS n	AGS	...	...	...	32.80	16.66	210	30.91	+67.1
PlymInd n	PLYM	1.50	9.5	...dd	18.98	14.37	6	15.82	-14.4
PlymInd pfA	PLYMpA	1.88	7.5	...	26.07	23.68	1	25.05	-.4
PolarStarR	PSRT	...	...	...					
Polaris	PII	2.40	2.2	28	137.66	101.06	546	107.50	-13.3
PolyMet g	PLM	...	...	...dd	1.36	.58	321	.90	+4.1
PolyOne	POL	.70	1.6	20	47.48	37.20	256	44.95	+3.3
PortGE	POR	1.45	3.2	22	50.11	39.02	460	45.97	+.9
PostHldg	POST	...	...	26	101.17	70.66	392	99.37	+25.4
PowrREIT	PW	...	...	...dd	6.92	5.50	1	6.14	-.3
PwREIT pfA	PWpA	...	...	...	26.55	25.02	0	26.40	+3.1
PS AlphaQ	PQY	...	...	...q					
PSActUSRE	PSR	2.33e	1.9	...q	83.71	72.60		79.16	-3.5
PS SPXDn	PHDG	.41e	1.3	...	34.48	26.00		28.30	+3.7
PS GrMult	PSMG	...	...	...	14.48	13.34		14.00	+1.3
PS BalMul	PSMB	...	...	...	13.94	13.01		13.48	+.1
PS ModCon	PSMM	...	...	...	14.45	12.79		13.16	+.3
PS Consrv	PSMC	...	...	...	12.98	12.60		12.75	-.8
▼PSCrudeDS	DTO	...	...	...q	129.50	51.80	7	53.48	-39.7
PwSBMetS	BOS	...	...	...q	22.02	13.07		22.02	+11.2

Name	Ticker Symbol	Div	Yield	PE	52-week High	52-week Low	Vol 1000s	Last	YTD %Chg
PSBMetDL	BDD	...	...	...q	11.60	6.52	2	7.13	-32.3
PSBMetDS	BOM	...	...	...q	12.41	4.24		10.00	+34.8
▲PSCrudeLg	OLO	...	...	...q	6.60	4.20	3	6.60	+29.6
PSCrudeSh	SZO	...	...	...q	90.00	44.71		60.01	-21.7
PwshDB	DBC	...	...	...q	18.47	15.18		17.91	+7.8
PwShCurH	DBV	...	...	...q	24.63	21.17		24.43	+3.0
PS Engy	DBE	...	...	...q	17.40	12.53		16.57	+14.0
PS PrcMet	DBP	...	...	...q	40.26	36.39		37.83	-1.7
PS Silver	DBS	...	...	...q	27.00	23.98		24.97	-4.1
PS Agri	DBA	...	...	...q	19.68	18.18		19.14	+2.0
PS Oil	DBO	...	...	...q	12.75	8.46		11.77	+16.0
PS Gold	DGL	...	...	...q	43.28	39.29		40.85	-1.2
PS BasMet	DBB	...	...	...q	19.94	17.70		18.76	-3.3
PS USDBull	UUP	...	...	...q	25.00	23.09		24.80	+3.2
PS USDBear	UDN	...	...	...q	23.27	21.57		21.75	-2.8
PShPuLgGr	PXLG	.42e	.8	...q	50.50	42.02		50.39	+10.9
PShPuLVal	PXLV	.76e	2.0	...q	40.74	36.35		38.48	-.6
PSS&PMom	SPMO	...	...	...q	38.04	30.52		37.55	+9.1
PSS&PVal	SPVU	...	...	...q	37.53	32.14		34.33	-1.2
PSShTHYB	PGHY	1.08	4.6	...q	24.38	23.19		23.56	-1.2
PS SrLoan	BKLN	1.01	4.8	...q	23.27	22.96		22.99	-.2
PS IntlBd	PICB	.57	2.2	...q	28.77	26.05		26.22	-5.0
PS CEFInc	PCEF	1.91	8.3	...q	24.24	22.35		23.05	-3.6
PSVrdoTF	PVI	...	...	...q	26.18	24.51		24.94	+.1
PShCalMu	PWZ	.80	3.1	...	26.44	25.41		25.87	-2.0
PShNYMu	PZT	.86	3.6	...	24.80	23.71		24.06	-2.5
PShNatMu	PZA	.87	3.5	...	25.90	24.84		25.15	-2.6
PSHYCpBd	PHB	.84	4.5	...q	19.14	18.34		18.42	-2.8
PwShPfd	PGX	.86	5.9	...q	15.08	14.10		14.50	-2.4
PShEMSov	PCY	1.50	5.6	...	29.98	26.69		26.92	-8.9
PShGClnEn	PBD	.17e	1.3	...q	13.78	12.11		12.86	-2.1
PSEmgMkt	PXH	.49e	2.2	...q	25.32	21.01		21.91	-1.9
PSDvMxUSs	PDN	.53e	1.5	...q	36.59	32.05		34.52	+.3
PSDvxUS	PXF	1.11e	2.5	...q	48.75	43.34		44.73	-1.5
PShIntlDev	IDHQ	.33e	1.4	...q	25.51	22.71		24.21	+.2
PSAsxJ	PAF	1.91e	3.3	...q	62.67	55.81		57.97	-1.6
PSIndia	PIN	.12e	.5	...q	27.95	23.31		24.98	-5.4
PSS&PBW	PBP	1.07e	3.3	...q	22.99	19.67		21.90	+2.1
Praxair	PX	3.30	2.0	38	168.54	133.84	1624	166.21	+7.5
PrecDrill	PDS	.28	...	...dd	4.14	2.26	987	3.77	+24.8
PfdAptCm	APTS	1.02	6.0	...dd	22.71	13.60	292	17.09	-15.6
Prestige rs	PBH	...	...	3	258.98	27.84	517	37.97	-14.5
Pretium g	PVG	...	...	...	12.44	6.17	1970	8.15	-28.6
Primerica	PRI	1.00	.8	14	128.35	76.20	244	118.90	+17.1
PrinEdgAln	YLD	.75e	...	...q	42.10	39.36	0	40.97	-.7
PrinActGl	GDVD	...	...	...	29.52	26.56		28.14	+.5
Prin Cont n	PVAL	...	...	...	27.51	25.45		27.50	+7.9
▲Prn MegC n	USMC	...	...	...	28.20	24.58	7	28.42	+8.2
PrinSpec n	PREF	...	...	...	101.70	94.59	2	94.92	-5.4
PrincREstl	PGZ	1.32m	7.5	...q	18.85	16.21	21	17.58	+2.3
PrinEq n	PEM	...	...	...					
ProAssur	PRA	1.24a	2.6	25	63.45	34.95	284	48.00	-16.0
ProLogis	PLD	1.92	2.9	28	68.20	58.28	2368	67.36	+4.4
ProPetr n	PUMP	...	...	...	22.88	11.87	1186	16.85	-16.4
PrShtDow rs	DOG	...	...	...q	66.76	55.56		58.56	
PrShtMC rs	MYY	...	...	...q	48.64	42.84		43.44	
PrUltDow s	DDM	...	...	...q	50.80	35.51	445	50.33	
ProUltMC s	MVV	...	...	...q	47.05	35.09	18	46.71	
PrUltQQQ s	QLD	...	...	...q	102.51	61.33	1168	99.13	+35.2
▲ProUltSP s	SSO	.40e	.3	...q	127.83	94.45	1673	129.09	+18.0
PrUShCnG	SZK	...	...	...q	17.35	12.80		14.41	+5.9
ProShtHY	SJB	...	...	...q	23.91	22.58	21	22.64	-2.1
ProUShBM rs	SMN	...	...	...q	31.34	23.46		25.48	
Pro20 yrT	UBT	1.13e	1.6	...q	85.80	69.88	98	71.28	-14.7
Pro7-10yrT	UST	.42e	.8	...q	59.25	51.89	2	52.63	-8.3
ProSShOG	DDG	...	...	...q	25.56	20.60	0	21.45	-6.6
ProSShFn rs	SEF	...	...	...q	25.46	21.80		22.76	
▲ProLCCre s	CSM	.67e	.9	...q	72.41	61.91	43	72.68	+8.9
ProUltTl s	LTL	...	...	...q	50.99	35.57	0	43.57	+.9
ProHdgRep	HDG	...	...	...q	46.26	44.45	3	45.40	+.2
ProUltEM	EET	...	...	...q	114.48	66.99	8	75.01	-20.2
ProRafiLS	RALS	.62e	1.7	...q	38.19	35.58	0	36.39	-3.3
ProUSL7-10T	PST	...	...	...q	23.82	21.02	11	23.40	+8.6
ProShtEafe	EFZ	...	...	...q	26.97	23.78	22	25.59	+.4
ProShtEM	EUM	...	...	...q	20.26	16.23	597	19.14	+6.6
ProUltEaf s	EFO	...	...	...q	50.26	38.06	7	41.91	
ProUEurop	UPV	...	...	...q	66.95	50.15		53.69	-8.4
ProShtBM	SBM	...	...	...q	19.02	16.90		17.53	-.8
ProUltSEM	EEV	...	...	...q	9.95	6.82		8.17	-2.4
ProUltRE s	URE	...	...	...q	70.33	50.79	12	66.92	+1.5
ProUltFin s	UYG	...	...	...q	47.86	35.83	123	46.34	
ProShtRE	REK	...	...	...q	17.94	15.05	20	15.38	-2.8
ProShtChi50	YXI	...	...	...q	21.16	16.42	1	19.70	+2.4
ProUltSem s	USD	...	...	...q	54.11	31.03	14	45.39	
ProUltUt s	UPW	...	...	...q	54.09	37.86	11	48.17	+2.4
PrUltTech s	ROM	...	...	...q	124.42	70.64	54	118.84	+35.4
ProUltJpn s	EZJ	...	...	...q	50.46	36.98	0	42.11	
ProUltO&G	DIG	.46e	1.1	...q	47.42	30.89	55	42.10	+6.3
ProUltInd s	UXI	...	...	...q	83.64	61.87	1	82.05	+12.3
▲PrUltHCr s	RXL	.63e	.6	...q	113.18	79.39	14	113.87	+29.0
ProUCnsSv s	UCC	...	...	...q	109.30	66.82	3	109.08	+33.9
PrUCnsGd s	UGE	...	...	...q	52.04	37.81	13	44.91	-8.4
ProUBasM	UYM	.15e	.2	...q	82.75	60.40	4	72.67	-1.9
PrUlPR2K s	URTY	...	...	...q	114.27	66.23	91	109.70	+33.2
PUltM400 s	UMDD	.03e	...	...q	138.30	91.43	1	135.41	+15.9
ProUltSC s	SAA	...	...	...q	134.63	85.21	1	129.03	+28.1
ProUPD30 s	UDOW	...	...	...q	116.82	68.18	597	111.99	+18.8
ProUlR2K s	UWM	...	...	...q	89.24	61.29	61	86.84	+22.9
ProSht20Tr	TBF	...	...	...q	23.81	21.62	423	23.49	+7.4
▲PUltSP500 s	UPRO	...	...	...q	57.56	37.43	2681	58.37	
ProUChin50	XPP	...	...	...q	113.86	60.30	9	69.32	-17.4
PrUSSilv s	ZSL	...	...	...q	45.75	28.95	10	43.47	+38.4
PUVxST rs	UVXY	...	...	...q	150.90	37.99		39.95	
PUVixST rs	UVXY/O	...	...	...q	30.18	7.60		7.99	-21.7
ProVixST rs	VIXY	...	...	...q	46.84	21.24	2017	21.95	-5.2
PS ShCrd rs	OILD	...	...	...	80.72	31.56		35.52	
PS Crde n	OILU	...	...	...	64.70	21.60	206	57.32	+54.0
PrUCrude rs	UCO	...	...	...q	34.79	16.14	1880	32.80	+39.9
PrUltYen rs	YCL	...	...	...q	65.77	55.52		56.16	-2.2
PrSUltNG rs	BOIL	...	...	...q	49.80	25.20		26.50	
PVixMTFut	VIXM	...	...	...q	28.17	19.88	17	20.65	-2.4
PrUltSilv	AGQ	...	...	...q	36.55	21.93	126	23.10	-31.8
PrUltShN s	KOLD	...	...	...q	52.12	30.06	45	37.32	-5.9
ProUShGld	GLL	...	...	...q	86.21	63.08	11	81.58	+18.0
PrSUShAus	CROC	...	...	...q	54.81	42.20		52.17	+14.1
PrUltShYen	YCS	...	...	...q	76.95	64.93	13	76.48	+2.0
ProSUltGold	UGL	...	...	...q	44.38	31.92	17	33.63	-17.3
ProShtVx s	SVXY	...	...	...q	139.47	9.53		14.37	-88.8
▼PrUShCrd s	SCO	...	...	...q	36.96	14.57	2262	14.86	-39.5
ProShtEuro	EUFX	...	...	...q	43.05	38.37		41.81	+4.6
ProUltEuro	ULE	...	...	...q	18.97	15.00	16	16.22	-7.1
ProUShEuro	EUO	...	...	...q	24.45	19.46	140	22.59	+6.6
ProctGam	PG	2.87	3.4	22	94.67	70.73	10015	85.36	-7.1
▲ProgsvCp	PGR	.69e	1.0	28	70.61	45.90	2292	70.78	+25.7
ProsHldg	PRO	...	...	...dd	41.10	21.36	157	36.79	+39.1
ProShtQQQ	PSQ	...	...	...q	39.03	29.10	1591	29.59	-16.8
▼ProShSP rs	SH	...	...	...q	32.56	27.36	4410	27.24	-9.7
▼PrUShSP rs	SDS	...	...	...q	47.82	33.19	6756	32.86	-20.0
PrUShDow rs	DXD	...	...	...q	43.52	30.08		32.88	
PUShtMdC	MZZ	...	...	...q	21.99	15.61		15.84	-15.5
PUShtQQ rs	QID	...	...	...q	64.80	41.48		43.04	
PrShRs2K rs	SRTY	...	...	...q	40.79	20.36	640	21.15	-34.6
▼PrUShD3 rs	SDOW	...	...	...q	27.34	14.35	4630	14.03	-28.1
▼PUltShtF rs	FINZ	...	...	...q	11.61	6.47	1	6.46	-20.3
PrSUlhGM rs	GDXS	...	...	...q	23.12	12.13	29	19.27	+37.7
ProUShL20	TBT	...	...	...q	39.86	33.06	3031	38.46	+13.9
PrShR2K rs	RWM	...	...	...q	45.53	36.82	258	37.33	-11.7
▼PrUShHC rs	RXD	...	...	...q	32.33	22.40	0	22.08	-26.6
PrUShCnS rs	SCC	...	...	...q	29.46	17.00		17.21	-28.9
PrUShRE rs	SRS	...	...	...q	37.33	26.08	27	27.19	-7.0
PUShtR2K	TWM	...	...	...q	20.31	13.00	582	13.35	-23.5
PrUShtSC	SDD	...	...	...q	18.69	10.94		11.55	-26.0
PUShChi50 rs	FXP	...	...	...q	83.24	49.48		59.72	
PS DecRt n	EMTY	...	...	...	38.59	29.57	2	29.88	-10.8
PUShtIndl	SIJ	...	...	...q	19.81	13.83	1	13.85	-17.8
PS OnlSt n	CLIX	...	...	...	51.84	37.63	152	47.24	+20.2
PrShtSmC	SBB	...	...	...q	37.25	29.00	0	29.46	-14.1
PUPShtMC	SMDD	...	...	...q	13.15	7.66	1	7.70	-23.2
PrSh K1 n	OILK	...	...	...	27.25	18.95	0	26.41	+22.0
PUShtEur	EPV	...	...	...q	34.19	26.83	27	30.54	-1.4
PUShtSPX rs	SPXU	...	...	...q	57.24	36.76		39.68	
PrUOGEx rs	UOP	...	...	...q				18.82	
PUShtJpn	EWV	...	...	...q	31.60	22.75	5	25.41	-3.9
▲ProSPDvA	NOBL	1.00e	1.5	...q	68.07	57.45	434	68.30	+6.7
PUltShEafe	EFU	...	...	...q	25.17	19.90	2	22.93	+.6
PrUGMin rs	GDXX	...	...	...q	47.81	21.89	3	25.95	-38.3
PrUltBra rs	UBR	...	...	...q	107.88	42.35	7	48.25	-38.2
PrSht20yTr	TTT	...	...	...q	31.13	25.65	132	29.29	+10.1
ProGblInf	TOLZ	1.63e	3.8	...q	44.35	39.30	8	42.45	-1.0
PUltShOG	DUG	...	...	...q	45.85	28.56	37	30.81	-16.8
PS MngdF	FUT	...	...	...	40.66	39.00		40.66	+1.0
PrGPrEq bt	PEX	1.53e	4.1	...q	43.06	34.68	1	37.28	+4.1
ProEurDiv	EUDV	.15p	...	...q	44.13	39.91	0	42.11	+.8
PHYIntH bt	HYHG	3.16	4.6	...q	69.64	65.87	8	68.50	+1.8
ProSPxTch	SPXT	.23p	...	...q	55.35	49.31		54.91	+5.0
ProSPxHC	SPXV	.24p	...	...q	60.55	52.02		60.55	+11.2
ProMerger	MRGR	.12e	.3	...q	36.72	34.73		36.66	+1.1
ProSPxFin	SPXN	.23p	...	...q	59.89	51.15		59.89	+10.3
ProSPxEgy	SPXE	.22p	...	...q	60.85	44.29		60.82	+7.7
PrUltPFn	FINU	.29e	.3	...q	134.30	75.00	29	107.06	+1.6
PrUltPFn s	FINU/WI	...	...	...q					
PrS HdJp n	HGJP	...	...	...				30.04	
PrIGIntH bt	IGHG	2.15	2.8	...	78.88	71.42	29	75.52	-2.0
ProSht7-10y	TBX	...	...	...q	29.77	27.92	11	29.51	+4.2
ProUShHm	HDZ	...	...	...q				14.35	
ProUHome	HBU	...	...	...q				20.75	
PrUSOGEx	SOP	...	...	...q				16.08	
PrUShBrz rs	BZQ	...	...	...q	56.45	32.05		46.05	
PrSPMCDv	REGL	.65e	1.1	...q	58.48	50.27	23	58.14	+6.6
ProSR2KDv	SMDV	.47e	...	...q	60.14	51.18	28	60.02	+8.8
PSSTEm bt	EMSH	4.88e	6.7	...	78.63	73.24		73.28	-4.7
ProUltHY	UJB	1.72e	2.6	...q	68.43	62.89		66.77	+1.9
PrUShtUtl	SDP	...	...	...q	31.15	22.01	8	23.35	-7.5
PrUltShtTc	REW	...	...	...q	21.06	10.55	7	10.95	-33.5
▼PrUShtFn	SKF	...	...	...q	25.23	18.17	23	18.00	-13.9
Pro CovBd n	COBO	...	...	...					
PUShtSem rs	SSG	...	...	...q	28.32	14.70		15.28	
ProMornAlt	ALTS	.38e	1.0	...q	39.00	36.94	3	38.29	+.7
▲Pro30BEI	RINF	.58e	2.0	...q	29.48	27.02	3	29.58	+6.7
ProDivGro	EFAD	.70e	1.9	...q				37.52	
PS EMkDv	EMDV	...	...	...	64.49	52.24	2	55.16	-5.9
▼ProCdNASh	WYDE	...	...	...q	33.50	32.00	1	31.99	-1.3
Pr GBlGl n	GGOV	...	...	...					
ProsCap 24	PBB	1.56	6.2	...	26.26	24.96	34	25.03	-3.4
ProspBcsh	PB	1.44	1.9	19	79.20	59.70	542	74.04	+5.7
Protalix	PLX	...	...	...dd	.92	.38	1551	.60	-9.2
ProtLf n	PLpE	1.50	...	...					
ProtoLabs	PRLB	...	...	85	166.60	73.30	132	163.15	+58.4
Provect wt	PVCT/WS	...	...	...				.02	
ProvidFS	PFS	.84f	3.3	17	29.12	23.26	142	25.21	-6.5
ProvMtgC	PMCA	...	...	...					
Prudentl	PRU	3.60	3.5	11	127.14	92.05	2360	104.23	-9.3
Prudentl18	PFK	.65	2.6	...	25.59	24.92		24.99	-.4
PrudFn 52	PJH	1.44	5.7	...	26.09	24.90	13	25.07	-.7
PrudtlF 53	PRH	1.43	5.7	...	25.85	24.90	25	25.02	-1.1
PruSDHiY	GHY	1.32	9.7	...q	15.06	13.70		13.60	-5.6
PruUK pf	PUKp	1.69	6.5	...	27.17	25.66	12	25.96	-.9
PruUK pfA	PUKpA	1.63	6.3	...	26.99	25.47	8	25.93	-.6
Prud UK	PUK	1.49e	3.2	...	55.36	43.12	196	46.93	-7.6
PruShHiY	ISD	1.32	9.5	...q	15.30	13.98		13.90	-5.9
PSEG	PEG	1.80	3.4	18	54.50	45.05	2169	52.19	+1.3
PubStrg	PSA	6.80	3.3	22	234.90	180.48	660	205.02	-1.9

Name	Ticker Symbol	Div	Yield	PE	52-week High	52-week Low	Vol 1000s	Last	YTD %Chg
PubSt pfU	PSApU	1.41	5.7	...	25.55	24.19	10	24.90	-1.0
PubSt pfV	PSApV	1.34	5.5	...	25.67	23.63	21	24.40	-3.2
PubSt pfW	PSApW	1.30	5.5	...	25.60	22.92	63	23.85	-4.6
PubSt pfX	PSApX	1.30	5.5	...	25.79	22.93	18	23.80	-4.8
▼PubSt pfY	PSApY	1.59	6.3	...	27.09	25.40	15	25.42	-4.4
▼PubSt pfZ	PSApZ	1.50	5.9	...	27.56	25.38	21	25.36	-4.1
PubSt pfG	PSApG	...	...	...	25.63	22.49	29	24.06	-3.6
PubSt pfF	PSApF	1.29	5.4	...	25.69	22.00	20	23.82	-4.8
PubSt pfE	PSApE	1.23	5.3	...	25.48	22.29	33	23.28	-6.5
PubSt pfD	PSApD	1.24	5.4	...	25.41	22.39	18	23.26	-7.0
PubSt pfC	PSApC	...	...	...	26.45	23.05	14	24.34	-4.4
PubSt pfB	PSApB	...	...	...	26.69	23.90	18	24.46	-4.8
▼PubSt pfA	PSApA	1.47	5.8	...	27.79	25.30	16	25.25	-4.8
PulteGrp	PHM	.36	1.4	15	35.21	25.49	7824	26.39	-20.6
PureStrg n	PSTG	...	...	...dd	29.14	14.43	2532	27.55	+73.7
PutHiInSec	PCF	.37	3.9	...q	9.55	8.60		9.45	+4.8
PMMI	PMM	.44	6.2	...q	7.72	6.89	107	7.02	-5.3
PMIIT	PIM	.31	6.9	...q	4.89	4.53	65	4.53	-5.0
▼PMOT	PMO	.71	6.2	...q	12.83	11.42	54	11.46	-7.2
PPrIT	PPT	.31	6.0	...q	5.50	5.05	225	5.23	-1.9
▼Puxin n	**NEW**	**...**	**...**	**...**	**35.00**	**7.53**	**289**	**8.31**	-60.4
PyxusInt	**PYX**	**...**	**...**	**...dd**	**30.70**	**10.25**	**1167**	**26.10**	+97.0
PzenaInv	PZN	.41e	4.5	18	13.15	8.61	73	9.04	-15.3
Q2 Hldgs	QTWO	...	...	...dd	67.10	36.25	655	63.35	+71.9
QEP Res	QEP	.08	.7	31	13.77	7.04	3116	10.94	+14.3
QIAGEN	QGEN	...	...	42	39.45	30.20	626	38.30	+23.8
QTS RltTr	QTS	1.64	3.6	41	61.55	31.58	785	45.30	-16.4
QuadGrph	QUAD	1.20	5.5	11	31.29	17.73	200	21.86	-3.3
▲QuakerCh	KWR	1.48	.7	40	197.90	137.95	74	197.94	+31.3
QuanexBld	NX	.32f	1.7	24	24.60	16.00	196	18.45	-21.2
QuantaSvc	PWR	...	...	23	40.11	32.19	1195	34.67	-11.4
QntmDSS rs	QTM	...	...	31	6.56	1.58	376	2.51	-55.4
Qu Insp100 n	BIBL	...	...	...	29.74	25.14	21	28.39	+8.8
QnForSm n	FFSG	...	...	...	27.44	24.51	13	27.30	+5.9
QnForTcG n	FFTG	...	...	...	26.55	24.19	13	25.31	-1.0
Sage Esg ef	GUDB	...	...	...				49.13	
MainSecR n	SECT	...	...	...	30.14	25.34	112	29.43	+7.6
InspCpBd n	IBD	...	...	...	28.29	23.80	5	24.34	-3.5
QuaInsp n	ISMD	...	...	...	31.78	24.65	9	29.89	+13.0
QuaInsLg n	BLES	...	...	...	30.44	26.83	10	28.70	+.9
FormInco n	FFTI	...	...	...	27.57	23.70	44	24.10	-3.4
FrmHdGr n	FFHG	...	...	...	30.36	25.25	9	30.27	+9.9
QuanReal n	QXRR	...	...	...	26.19	23.44		23.94	-5.3
QuanDyn n	XUSA	...	...	...	30.97	26.09		30.88	+10.5
QuanMulT n	QXTR	...	...	...	26.83	24.56	8	26.49	+1.8
QuanMulIn n	QXMI	...	...	...	26.53	24.73	8	25.08	-2.4
▲QuanGrw n	QXGG	...	...	...	29.10	26.00	15	29.10	+4.7
Qudian n	QD	...	...	12	34.91	4.86	2037	5.54	-55.8
QstDiag	DGX	2.00	1.9	20	116.49	90.10	629	107.93	+9.6
QuintEn n	QES	...	...	...	10.67	6.62	54	7.99	-11.2
QuormHl n	QHC	...	...	...dd	10.00	3.80	117	4.64	-25.6
QuotientTc	QUOT	...	...	...dd	17.85	10.35	202	15.50	+31.9
Qwest 54	CTV	1.72	6.9	...	26.37	20.64	46	24.90	+5.8
Qwest 9-51	CTW	1.88	7.4	...	25.89	24.20		25.39	+.8
Qwest 4-52	CTX	1.75	6.9	...	25.80	21.27		25.26	+6.3
Qwest 7-52	CTU	1.75	6.9	...	25.79	21.36		25.27	+6.4
Qwest53	CTY	1.53	6.6	...	25.57	18.66	56	23.30	+5.9
Qwest 25	CTZ	1.66	6.8	...	25.69	20.17	29	24.37	+7.6
Qwest 56	CTAA	...	...	...	27.25	21.51	7	25.63	+3.7
Qwest57 n	CTDD	...	...	...	25.71	20.51	110	24.00	+4.9
Qwest56 n	CTBB	...	...	...	25.60	19.86	147	23.56	+4.6

- R -

Name	Ticker Symbol	Div	Yield	PE	52-week High	52-week Low	Vol 1000s	Last	YTD %Chg
RAIT pfA	RASpA	1.94	21.9	...	17.48	5.90		8.84	-27.2
RAIT pfB	RASpB	2.09	24.1	...	18.08	6.21		8.66	-31.2
RAIT pfC	RASpC	2.22	22.9	...	18.92	6.35		9.70	-26.7
RAIT Fn 24	RFT	1.91	11.3	...	21.00	15.99		16.91	-11.4
RAITFn 19	RFTA	1.78	8.6	...	23.88	16.60		20.66	-8.2
RELX NV s	RENX	.45e	2.1	...	23.30	20.06		21.19	-8.1
RELX plc s	RELX	.54e	2.6	...	24.03	19.75	453	20.53	-13.4
RH	RH	...	...	30	164.49	68.39	527	136.67	+58.5
RLI Corp	RLI	.88	1.1	32	79.98	53.55	88	78.27	+29.0
RLJ LodgT	RLJ	1.32	5.8	16	23.97	18.68	1108	22.69	+3.3
RLJ Lod pfA	RLJpA	.49	1.9	...	28.85	25.23	12	26.17	-3.1
RPC	RES	.40	2.6	20	27.07	12.96	1549	15.46	-39.4
RPM	RPM	1.28	1.9	27	68.13	46.36	1318	67.68	+29.1
RYB Edu n	RYB	...	...	...	31.80	15.50	70	20.80	+23.2
RadianGrp	RDN	.01	...	12	23.49	14.06	954	20.31	-1.5
RadiantLog	RLGT	...	...	32	5.65	3.46	350	5.52	+20.0
RadLog pfA	RLGTpA	2.44	9.4	...	26.75	23.56	4	25.95	+.3
RafaelHl n	RFL	...	...	...	10.31	3.05	14	9.12	+86.1
RLauren	RL	2.50	1.8	20	147.79	83.26	766	136.12	+31.3
RamcoG	RPT	.88	6.5	14	15.00	11.15	633	13.54	-8.1
RamcG pfD	RPTpD	3.63	6.7	...	58.62	47.86		54.10	-6.2
RangeRs	RRC	.08	.4	19	20.65	11.93	10256	17.82	+4.5
RngrEnS n	RNGR	...	...	...dd	15.07	6.88	10	8.50	-7.9
RJamesFn	RJF	.88f	.9	20	102.17	79.94	773	95.50	+7.2
RayAdvM	RYAM	.28	1.3	11	22.96	13.31	384	21.06	+3.0
RayAdv pfA	RYAMpA	2.00	1.4	...	157.11	103.42	0	145.52	+1.1
Rayonier	RYN	1.08	3.1	37	39.73	28.25	413	34.38	+8.7
Raytheon	RTN	3.47	1.7	29	229.75	179.30	2219	200.81	+7.4
RealityETF	DIVY	.46p	...	...q	28.89	25.70	43	27.10	+4.0
▲RltDvcDiv	LEAD	...	...	...q	34.67	28.75	4	34.80	+8.9
▲RealDivc n	DFND	...	...	...q	28.60	25.45	2	28.63	+5.0
RealDivG n	GARD	...	...	...q	26.84	22.61	15	26.34	+5.4
Realogy	RLGY	.27p	1.3	12	35.00	19.57	4586	20.60	-22.3
RltyInco	O	2.53	4.4	32	59.99	47.25	1446	57.27	+.4
ReavesUtl	UTG	1.82	5.8	...q	34.00	27.13	189	31.03	+.3
ReavesU rt	UTGr	...	...	...				.14	
RedHat	**RHT**	**...**	**...**	**88**	**177.70**	**104.51**	**10029**	**133.81**	+11.4
RedLionH	RLH	...	...	...dd	14.75	7.37	55	13.05	+32.5
RedwdTr	RWT	1.20	7.3	12	17.50	14.29	522	16.33	+10.2
▲Reeds	REED	...	...	...	3.55	1.30	679	3.45	+122.6
RegalBel	RBC	1.12	1.3	15	86.65	67.84	189	86.10	+12.4
RegalEnt	RGC	.88a	3.8	24	23.17	14.79		22.99	-.1
RgcyCtrs	REG	2.22	3.4	23	70.64	54.87	1026	65.32	-5.6
RgcyC pfG	REGpG	1.50	6.0	...				25.20	
RegHlthPr	RHE	...	...	3	1.03	.10	706	.17	+.6
RegHlt pfA	RHEpA	2.72	158.1	...	22.40	1.25	5	1.72	-78.5
RegnlMgt	RM	...	...	13	37.21	21.50	27	30.10	+14.4
RegionsFn	RF	.56f	2.9	17	20.21	13.77	8829	19.49	+12.8
Regions pfA	RFpA	1.59	6.3	...	25.89	25.19	16	25.23	-.4
▼Regns pfB	RFpB	1.59	6.0	...	29.72	26.40	29	26.44	-7.0
Regis Cp	RGS	...	...	22	22.40	13.01	250	21.19	+38.0
ReinsGrp	RGA	2.00f	1.4	13	165.12	131.72	307	146.50	-6.0
ReinsGp42	RZA	1.55	5.7	...	29.27	26.54	11	27.01	-1.9
ReinsG56 n	RZB	1.44	5.6	...	29.16	25.33	29	25.70	-8.2
RelStlAl	RS	2.00	2.3	19	97.41	72.32	389	87.78	+2.3
RELM	RWC	.08	2.2	18	4.10	3.40		3.65	+2.8
RemaxHld	RMAX	.80	1.8	50	67.50	43.15	156	44.85	-7.5
RenaisIPO	IPO	.02e	.1	...q	31.67	26.11	4	30.72	+8.9
RenIntIPO	IPOS	.24e	1.1	...q	27.06	22.09	0	22.31	-8.5
RenaisRe	RNR	1.32	1.0	...dd	141.77	116.50	138	135.39	+7.8
RenRe prE	RNRpE	1.34	5.5	...	25.70	23.45	10	24.16	-3.9
RenRe prC	RNRpC	1.52	6.0	...	26.05	25.05	3	25.22	-1.1
ReneSola rs	SOL	...	...	...dd	3.79	2.12	19	2.17	-18.4
RennFund	RCG	...	...	...q	2.20	1.13	0	1.94	+29.2
Renren rs	RENN	...	...	...dd	3.19	.72	287	1.50	+58.7
RepubSvc	RSG	1.50f	2.0	34	75.82	60.26	978	74.80	+10.6
ResMed	RMD	1.48f	1.3	55	114.50	75.28	462	113.48	+34.0
ResolEn rs	REN	...	...	...	38.64	25.46	497	34.65	+10.1
ResoluteF	RFP	...	...	...dd	15.75	4.55	393	13.80	+24.9
RestBrnds	QSR	1.80	3.0	19	68.89	53.09	1241	60.55	-1.5
RetailProp	RPAI	.66	5.2	12	13.66	10.84	1018	12.60	-6.3
RetailVal n	RVI	...	...	...	38.00	30.06		33.13	+2.3
RetractTc	RVP	...	...	...dd	1.08	.55	40	.73	+6.6
RevGp n	REVG	.20	1.2	17	33.15	12.73	516	16.14	-50.4
Revlon	REV	...	...	...dd	27.90	14.00	288	24.20	+11.0
RexAmRes	REX	...	...	10	96.62	70.48	25	75.22	-9.1
RexahnPh rs	RNN	...	...	...dd	3.19	1.23	190	1.78	-12.1
RexfordIR	REXR	.64	2.0	54	32.91	26.32	684	31.92	+9.5
RexfdIn pfA	REXRpA	...	...	...	26.41	22.53	11	24.05	-6.4
RexfInR pfB	REXRpB	1.47	6.1	...	25.15	22.33	3	24.21	-2.4
▲Rexnord	RXN	...	...	22	31.61	22.89	1489	31.85	+22.4
▲Rexnrd pfA	RXNpA	...	...	...	66.44	52.97	98	66.76	+14.1
RingCentrl	RNG	...	...	...dd	98.15	38.45	548	91.25	+88.5
RingEngy	REI	...	...	...dd	17.35	10.11	564	11.10	-20.1
RioTinto	RIO	2.27e	4.4	...	60.72	45.62	6382	51.15	-3.4
RitchieBr	RBA	.68	1.8	42	38.77	24.08	386	37.37	+24.9
RiteAid	RAD	...	...	1	2.80	1.23	5227	1.32	-33.0
RivrnOpp n	RIV	1.68	9.1	...	21.63	17.61	121	18.48	-7.7
Riv/Doubl n	OPP	...	...	...	19.76	17.12	35	17.30	-5.9
RoadrnTrn	RRTS	...	...	2	9.75	.75	1325	1.10	-85.7
RobtHalf	RHI	1.12	1.6	26	79.91	46.39	1263	70.30	+26.6
RockwlAut	ROK	3.68	1.9	29	210.72	155.81	709	196.95	+.3
RockColl	COL	1.32	.9	22	141.99	129.70	511	141.84	+4.6
RogCm gs	RCI	1.57	...	14	54.95	43.11	191	52.06	+2.2
Rogers	ROG	...	...	41	184.00	105.60	144	147.11	-9.1
Rollins s	ROL	.56	.9	77	64.39	42.82	847	62.75	+34.9
Roper	ROP	1.65	.5	33	312.65	236.99	303	309.78	+19.6
RosettaStn	RST	...	...	...dd	18.30	9.11	269	17.66	+41.6
Roundys	RNDY	...	...	...dd				3.60	
Rowan	RDC	.40	2.3	31	17.54	10.94	7048	17.48	+11.6
RBCda pfT	**RYpT**	**1.69**	**...**	**...**	**35.33**	**27.94**	**0**	**30.85**	+3.0
RoyalBk g	RY	3.92f	...	...	87.10	73.92	753	81.06	-.7
RBScotInd	RBS	...	...	...	8.74	6.13	2915	7.12	-6.8
RBSct prF	RBSpF	1.91	7.4	...				25.86	
RBSct prH	RBSpH	1.81	7.0	...				25.68	
RBSct prL	RBSpL	1.44	5.7	...				25.25	
RBSct prS	RBSpS	1.65	6.5	...	27.63	25.33	29	25.44	
RylCarb	RCL	2.80f	2.1	18	135.65	101.20	1626	132.14	+10.8
RoyDShllB	RDS/B	3.76	5.5	...cc	76.99	58.94	1546	68.83	+.8
RoyDShllA	RDS/A	3.76	5.6	...cc	73.86	57.28	2655	66.82	+.2
RoyceGVal	RGT	.10e	...	...	11.73	10.08	21	10.63	-1.7
RoyceMC	RMT	.63e	6.1	...q	10.68	8.71	143	10.28	+8.9
Royce	RVT	1.22e	7.3	...q	17.18	14.85	176	16.70	+3.3
RubiconPrj	RUBI	...	...	...dd	4.20	1.48	163	3.92	+109.6
Rudolph	RTEC	...	...	15	34.55	23.05	362	24.50	+2.5
Ryder	R	2.16f	2.9	18	90.26	65.65	463	74.76	-11.2
RyersonH	RYI	...	...	41	12.95	7.85	198	11.45	+10.1
RymanHP	RHP	3.40	3.9	19	90.02	60.51	275	88.09	+27.6

- S -

Name	Ticker Symbol	Div	Yield	PE	52-week High	52-week Low	Vol 1000s	Last	YTD %Chg
S&P Glbl	SPGI	2.00	.9	31	217.31	153.25	833	213.10	+25.8
SAP SE	SAP	1.31e	1.1	...	122.74	99.20	836	120.13	+6.9
SCANA	SCG	.50	1.4	8	59.65	33.61	856	34.93	-12.2
SCE TrV n	SCEpK	...	...	...	29.09	24.70	21	24.85	-6.0
SCE I pfF	SCEpF	1.41	...	...					
SCE II prG	SCEpG	1.28	5.6	...	25.89	21.93	16	22.89	-5.3
SCE Tr pfH	SCEpH	1.44	5.7	...	28.49	25.05	12	25.30	-6.5
SCETr pfJ	SCEpJ	1.34	5.5	...	27.99	23.96	13	24.32	-5.7
SCE Tr pfL	SCEpL	1.25	5.6	...	25.41	21.75	15	22.20	-7.6
SJW	SJW	1.12a	1.9	20	69.29	51.26	62	58.45	-8.4
SK Tlcm	SKM	...	...	...	28.97	22.66	333	27.02	-3.2
SLGreen	SLG	3.25	3.3	35	106.54	89.46	864	99.34	-1.6
SL Grn pfI	SLGpI	1.63	6.4	...	26.00	24.94	7	25.48	+1.6
SM Energy	SM	.10	.3	...dd	32.09	15.51	3182	31.22	+41.4
Spd LgGl n	GLDW	...	...	...	122.55	116.88		121.57	+.6
▲SpdrDJIA	DIA	3.98e	1.5	...q	265.93	221.99	5245	267.04	+7.9
SpdrGold	GLD	...	...	...q	129.52	111.06	4384	114.27	-7.6
SpdrStxx50	FEU	1.24e	3.6	...q	38.51	32.51	19	34.12	-5.0
SpdrNoANR	NANR	...	...	...q	37.79	32.13	25	34.31	-3.2
Spd InDiv n	HDWX	...	...	...					
SpdrLwCbn	LOWC	1.69e	1.8	...q	96.40	85.59	1	92.59	+3.1
SpdrEuro50	FEZ	1.18e	3.0	...q	44.23	36.77	4552	39.05	-4.1
Spd MsciCh	XINA	...	...	...	26.62	17.74	3	18.57	-22.4
S&PEAsia	GMF	1.81e	1.8	...q	116.07	93.69	21	98.00	-6.3
SpdSol UK	ZGBR	1.33e	2.6	...q	56.39	50.66		51.62	-4.1

Continued on **next page**

Continued from **previous page**

NYSE

Name	Ticker Symbol	Div	Yield	PE	52-week High	52-week Low	Vol 1000s	Last	YTD %Chg
Spd Spain n	QESP	...	...	...					
SpdSolGer	ZDEU	1.17e	1.9	...q	70.20	57.43		60.08	-8.3
SpdSolJpn	ZJPN	.85e	1.1	...q	83.54	74.16		79.15	+.6
SpdSolCda	ZCAN	1.61e	2.7	...q	62.76	56.36		59.22	-3.2
Spd Austl n	QAUS	...	...	...					
SpdrEuSmC	SMEZ	1.15e	1.9	...q	69.46	57.42	2	61.06	-4.6
S&PChina	GXC	1.31e	1.4	...q	123.91	90.51	56	97.01	-9.5
SpdrWldQu	QWLD	1.30e	1.6	...q	80.30	70.00	1	79.01	+4.8
SpdrEMQu	QEMM	1.31e	2.2	...q	69.92	57.20	2	59.25	-8.1
SpdrEafeSt	QEFA	1.62e	2.5	...q	68.94	61.72	13	64.75	-.4
SpdrGblDv	WDIV	3.11e	3.8	...q	74.14	66.52	22	69.38	-2.1
SpAcwiIMI	ACIM	1.50e	1.8	...q	84.34	74.32	3	81.40	+3.2
SpdEMkt s	SPEM	...	...	...q	42.47	33.13	748	34.91	-8.5
SpdrEMDv	EDIV	1.68e	5.4	...q	36.64	29.30	59	31.00	-5.6
SpdrGlbNR	GNR	.93e	1.8	...q	53.32	45.51	83	50.30	+2.5
Spd Russ n	RBL	...	...	...					
Spd EmEu n	GUR	...	...	...					
Spd IntUt n	IPU	...	...	...					
Spd IntTl n	IST	...	...	...					
Spd InTc n	IPK	...	...	...					
Spd IntMt n	IRV	...	...	...					
SpdIntInd n	IPN	...	...	...					
Spd IntHl n	IRY	...	...	...					
Spd IntFn n	IPF	...	...	...					
Spd EMLA n	GML	...	...	...					
Spd IntEn n	IPW	...	...	...					
Spd IntCn n	IPS	...	...	...					
Spd CnDi n	IPD	...	...	...					
SpdrDJ RE	RWO	1.57e	3.2	...q	49.49	43.96	82	48.66	-.5
SpdrEMSmC	EWX	1.00e	2.2	...q	55.81	44.10	40	45.45	-12.6
SpdrIntDiv	DWX	2.22e	5.7	...q	42.92	37.51	110	38.71	-6.1
Spd EmM n	GAF	...	...	...					
SpdMS xUS	CWI	.79e	2.1	...q	42.01	35.85	175	37.57	-3.7
SpdrSPGbl	GII	1.63e	3.3	...q	53.30	47.61	29	49.05	-5.3
SpdrIntRE	RWX	1.25e	3.2	...q	42.54	37.90	344	39.24	-3.1
SpdrIntlSC	GWX	3.63e	1.4	...q	37.99	32.78	39	34.63	-2.4
SpdrWldxUS	SPDW	.79e	2.5	...q	33.84	29.49	569	31.05	-2.1
SP Mid	MDY	2.94e	.8	...q	374.10	319.17	851	373.05	+8.0
▲S&P500ETF	SPY	4.13e	1.4	...q	291.74	248.08	99546	293.58	+10.0
SpdrRRtn	RLY	.44e	1.7	...q	27.62	24.96	4	26.53	+.4
SpdrIncAll	INKM	1.08e	3.3	...q	34.66	31.96	1	32.88	-2.2
SpdrGblAll	GAL	1.04e	2.5	...q	40.37	36.67	13	38.90	+1.6
SpdrSenLn	SRLN	1.96	4.1	...q	47.69	46.74	360	47.27	+.2
SpdrUShBd	ULST	.16	.4	...q	40.82	40.15	5	40.32	+.3
▲SpdrCreEq	SYE	1.63e	1.2	...q	81.57	70.38	1	82.01	+9.9
SpdrDblTac	TOTL	1.17e	...	...q	49.42	47.11	230	47.14	-3.1
SpdrValEq	SYV	4.21e	1.4	...q	70.61	61.44	2	70.29	+6.1
SpdrGroEq	SYG	1.85e	.7	...q	86.17	73.80		85.63	+7.8
SpdrBiot s	XBI	.44e	.5	...q	101.55	78.46	3401	97.16	+14.5
▲Spdr Div	SDY	3.80e	1.8	...q	99.90	87.95	275	100.02	+5.9
SpdrGbDow	DGT	1.52e	1.7	...q	91.75	79.55	1	87.36	+2.2
SpdrHome	XHB	.15e	.4	...q	47.20	38.21	3320	40.10	-9.4
SpdrS&PBk	KBE	.53e	1.1	...q	52.00	42.05	1959	49.28	+4.1
SpdrS&PCM	KCE	.91e	1.5	...q	62.51	49.43	3	58.77	+1.4
▲SpdrS&PIn s	KIE	...	...	...q	32.56	29.26	358	32.75	+6.7
▲Spd LgCap s	SPLG	...	...	...q	34.25	29.16	362	34.45	+10.0
▲SpdrLCpG s	SPYG	...	...	...q	38.26	30.53	717	38.26	+15.9
SpdrLCapV s	SPYV	...	...	...q	32.54	28.45	226	31.85	+3.8
Spd MidC s	SPMD	...	...	...q	37.08	30.75	198	36.80	+10.3
SpdMCpG s	MDYG	...	...	...q	57.23	48.17	83	56.78	
SpdrMCpV s	MDYV	...	...	...q	54.94	47.31	50	54.68	
SpdrNY Tch	XNTK	.41e	.4	...q	98.30	76.93	14	94.27	+12.5
SpdrSemi s	XSD	.16e	.2	...q	79.40	62.94	74	78.34	+12.2
SpdrSCp s	SLYG	...	...	...q	70.00	53.68	243	68.67	
SpdrSCpV s	SLYV	...	...	...q	71.23	58.57	69	69.66	
▲SpdrRs3K s	THRK	...	...	...q	36.46	30.88	418	36.58	+10.1
SpdrWilRE	RWR	2.90e	3.0	...q	97.69	81.59	241	95.55	+2.0
SpdrShTTr	SPTS	.27	.9	...q	30.24	29.41	80	29.43	-1.5
SpFcStIn n	XITK	...	...	...	107.00	75.41	8	104.03	+33.2
SPDR SrTr	XTH	...	...	...	82.74	72.60		80.21	+10.5
SPDR Intrnt	XWEB	...	...	...	75.39	67.84		71.47	+5.0
▲Spdr1500VT	VLU	4.85e	1.6	...q	108.83	94.45	0	109.54	+7.4
SpdrScored	CBND	.99	3.2	...q	32.55	30.75	11	30.80	-4.5
SpdrIntCBd	IBND	.14e	.4	...q	36.87	32.89	11	34.00	-3.8
SpdrIGFlt	FLRN	.20	.7	...q	30.85	30.62	733	30.76	+.3
SpdrHYMu	HYMB	2.55	4.5	...q	57.72	54.01	30	56.30	+1.1
SpdrWFPf	PSK	2.59e	6.1	...q	45.19	41.81	94	42.62	-3.2
SpdrBarITB	BWZ	.01e	...	...q	33.49	30.76	30	31.40	-2.2
SpdrBarcCv	CWB	3.55e	4.2	...q	54.99	48.86	1415	54.00	+6.7
SpdrLTBd s	SPLB	...	...	...q	28.77	25.87	51	26.16	-8.6
SpdrITBd	SPIB	.92	2.8	...q	34.58	33.07	812	33.23	-2.9
▼SpdrBarMBB	MBG	.83	3.3	...q	26.39	25.07	5	25.07	-3.6
SpdrEMBd	EBND	...	...	...q	30.91	25.43	91	26.19	-11.8
SpdrShTHiY	SJNK	1.58	5.7	...q	27.99	26.94	572	27.51	-.2
SpdrLehHY	JNK	2.30	6.4	...q	37.35	35.26	9602	35.96	-2.1
SpdShTBd	SPSB	.40e	1.2	...q	30.69	30.08	574	30.15	-.9
SP IntTip	WIP	.41e	.3	...q	60.27	51.62	15	52.84	-8.1
SPLIntTB s	BWX	...	...	...q	29.72	27.20	128	27.68	-2.6
SpdrTrans s	XTN	.25e	.4	...q	69.36	57.42	5	68.50	+5.2
SpdrTelcm	XTL	.68e	.9	...q	77.41	65.10	10	76.74	+12.3
SpdrHCSv s	XHS	.61e	.1	...q	76.34	56.18	2	75.90	+23.3
SpdrHCEq s	XHE	3.22e	.1	...q	89.07	61.75	87	87.00	+35.1
SpdrSf&Sv s	XSW	.19e	.2	...q	93.01	64.39	15	90.75	+30.7
SpdrMLCrs	CJNK	1.01e	3.9	...q	27.04	25.22	4	25.51	-4.0
SpdrAerDf s	XAR	1.70e	1.0	...q	101.22	76.58	136	98.59	+18.0
SpdAgBd n	SPAB	...	...	...	28.84	27.57	341	27.64	-3.8
SpdrBarcTip	IPE	1.04e	1.8	...q	56.91	54.29	51	54.44	-3.2
SprBl 1-3b rs	BIL	...	...	...q	91.60	91.37	449	91.55	+.2
SpdLgTr s	SPTL	...	...	...q	37.00	33.45	97	33.76	-7.7
SpdrLehIntTr	ITE	.74	1.3	...q	60.24	57.94	22	58.06	-2.3
SpdrS&P RB	KRE	.74e	1.2	...q	66.04	52.59	8094	62.89	+6.9
Spdr1500MT	MMTM	1.61e	1.2	...q	129.19	105.37	3	128.84	+12.3
SpdrRetl s	XRT	.49e	.9	...q	52.96	38.69	5929	51.60	+14.2
SpdNuBMu s	TFI	...	...	...q	49.33	47.40	1339	47.50	-3.0
SpdrPhm s	XPH	3.00e	.7	...q	49.97	38.71	172	48.85	+12.3
SpdrOGEx	XOP	.73e	1.7	...q	45.45	30.98	9473	42.13	+13.3
SpNuBST rs	SHM	...	...	...q	48.82	47.51	251	47.70	-.4
▲SpdrGendr	SHE	...	...	...q	77.63	66.80	4	78.05	+10.2
SpdrOGEq	XES	.49e	3.0	...q	19.29	13.88	1196	16.44	-4.0
▲SpdR1KLVF	ONEV	...	...	...	77.93	68.57	6	77.98	+7.4
SpdrMetM	XME	.24e	.7	...q	39.62	29.68	1929	35.17	-3.3
SpdrR1KMo	ONEO	...	...	...	77.52	69.08	5	77.00	+5.9
SpdrR1KYF	ONEY	...	...	...	75.30	65.47	0	73.62	+5.1
SpdSPXHiD	SPYD	...	...	...q	38.75	34.64	188	38.54	+2.9
▲SpdrFosFFr	SPYX	...	...	...q	71.09	60.28	1	71.48	+10.3
▲SpdrR1KLV	LGLV	5.40e	1.8	...q	98.47	85.68	8	98.32	+8.6
▲SpdrUsaSt	QUS	.54e	...	...q	83.73	71.65	4	84.13	+8.9
Spd SP600 s	SLY	...	...	...q	78.25	61.97	56	76.86	
SpdrSPXBbk	SPYB	.41e	...	...q	68.19	56.74	11	67.86	+8.8
SpdrSCap n	SPSM	...	...	...	34.15	28.11	144	33.79	+7.3
Spdr1-10Tip	TIPX	.08e	.4	...q	21.00	18.41	30	18.98	-1.6
Spd 0-5Tip n	SIPE	...	...	...					
SpdrR2KLV	SMLV	2.16e	2.2	...q	100.17	84.63	5	98.43	+7.7
SPX Cp	SPXC	...	...	16	39.28	26.36	181	35.48	+13.0
SPX Flow n	FLOW	...	...	50	54.92	36.38	342	53.33	+12.2
SRC Eng	SRCI	...	...	13	13.32	7.76	1839	8.88	+4.1
STMicro	STM	.40	2.1	21	26.43	17.43	8052	19.06	-12.7
SABESP	SBS	.39e	6.6	...	11.96	5.58	1619	5.89	-43.6
SabnR	SBR	2.34e	5.8	19	50.00	38.75	19	40.35	-9.5
SachemC n	SACH	.44f	10.5	...	5.00	3.30	29	4.20	+6.6
SafeBulk	SB	.04	1.5	...	4.00	2.51	147	2.75	-14.9
SafeBlk pfB	SBpB	2.00	7.8	...	26.00	25.00		25.50	+1.2
SafeBlk pfC	SBpC	2.00	8.7	...	24.88	20.38	3	23.03	-3.6
SafeB pfD	SBpD	2.00	8.7	...	24.46	21.10	14	22.92	-2.6
SafegdSci	SFE	...	...	...dd	14.40	9.85	67	9.95	-11.2
SafeInco n	SAFE	.60	3.3	...	20.17	15.57	34	18.43	+4.7
SailptTch n	SAIL	...	...	...dd	33.63	12.82	1214	32.45	+123.8
StJoe	JOE	...	...	52	20.00	16.20	186	17.15	-5.0
Salesforce	CRM	...	...	...cc	158.79	92.11	4639	155.50	+52.1
SalMidMLP	SMM	.68	6.8	...q	12.20	8.53	74	10.12	-8.2
SallyBty	SBH	...	...	12	20.50	13.72	1977	18.38	-2.0
SJuanB	SJT	.65e	14.0	10	10.54	4.50	344	4.65	-43.6
SanchezEn	SN	...	...	...dd	6.19	2.35	1401	2.68	-49.5
SanchzM rs	SNMP	1.80	23.9	...dd	13.25	6.85	56	7.55	-32.0
SandRidge	SD	...	...	...	21.90	10.74	251	11.07	-47.5
SandRMiss	SDT	.22e	16.8	1	2.30	.73	81	1.33	+61.0
SandRMs2	SDR	.21e	16.7	1	2.00	.74	115	1.29	+51.6
SandRdgP	PER	.50e	19.7	6	3.00	1.80	110	2.55	+24.4
SandstG g	SAND	...	...	...	5.64	3.52	898	3.83	-23.2
Sanofi	SNY	1.58e	3.6	...	50.65	37.43	1086	44.15	+2.7
SantCUSA	SC	.23e	...	6	21.81	14.24	658	21.54	+15.7
SantFn pfA	SANpA	1.70	6.6	...	26.53	25.38		25.88	+.2
SantFn pfB	SANpB	1.03	4.4	...	24.59	23.30		23.70	-1.7
SantFn pfC	SANpC	1.63	6.4	...	26.23	25.55		25.39	-2.0
SantFn pfI	SANpI	1.60	6.5	...	26.20	25.41		24.75	-3.8
Santand pfC	SOVpC	1.83	7.2	...	26.23	25.10		25.44	-.9
SaratogaI	SAR	2.04	8.7	...	28.30	19.62	40	23.40	+4.6
SaratIn23 n	SAB	1.69	6.6	...	26.79	25.34	2	25.74	-.2
Sasol	SSL	1.41e	3.7	...	39.73	26.92	155	38.13	+11.5
SaulCntr	BFS	2.08	3.8	18	65.43	46.71	35	54.22	-12.2
SaulCtr pfC	BFSpC	1.72	6.8	...	25.68	23.79	2	25.18	-.5
SaulCt pfD	BFSpD	...	...	...	23.98	22.55	0	23.16	
MastThera	MSTX/O	...	...	...dd				.13	
SchImbrg	SLB	2.00	3.2	37	80.35	59.25	7031	61.57	-8.6
SchndrNt n	SNDR	.24	.9	...	30.52	23.31	508	26.25	-8.1
▲SchwUSMkt	SCHB	.96e	1.4	...q	70.86	60.06	813	71.11	+10.2
▲SchwUSLgC	SCHX	.98e	1.4	...q	69.87	59.29	902	70.26	+10.2
▲SchwLCGr	SCHG	.63e	.8	...q	81.99	64.93	241	82.02	+16.0
SchwLCVal	SCHV	1.14e	2.0	...q	58.00	51.13	302	57.33	+4.9
SchwMCap	SCHM	.59e	1.0	...q	58.83	49.38	300	58.60	+10.0
SchUSSmC	SCHA	.76e	1.0	...q	78.34	65.01	298	77.43	+11.0
SchwEMkt	SCHE	.49e	1.9	...q	31.08	24.33	938	25.77	-7.8
▲Sch 1000 n	SCHK	...	...	...	28.76	24.88	74	28.89	+10.0
SchEMLgC	FNDE	.39e	1.4	...q	33.13	26.91	535	28.38	-4.3
SchIntSmCo	FNDC	.55e	1.6	...q	38.22	33.29	102	34.89	-3.0
SchIntLgCo	FNDF	.61e	2.0	...q	32.54	28.64	286	30.23	-.6
SchUSSmCo	FNDA	.36e	.9	...q	41.83	35.10	145	41.38	+9.2
▲SchUSLgCo	FNDX	.54e	1.3	...q	40.08	34.70	285	40.26	+7.5
▲SchUSBrd	FNDB	.61e	1.5	...q	39.91	34.54	29	40.10	+7.6
SchwUSDiv	SCHD	1.13e	2.1	...q	54.60	46.42	640	54.04	+5.6
SchwIntEq	SCHF	.71e	2.1	...q	36.35	32.11	1734	33.78	-.9
SchwAggBd	SCHZ	1.09	2.2	...q	52.53	50.07	394	50.12	-3.7
SchwREIT	SCHH	.89e	2.1	...q	43.51	36.27	534	42.53	+2.2
SchIntUSTr	SCHR	.86	1.7	...q	54.35	51.57	170	51.75	-2.9
SchSTUSTr	SCHO	.35	.7	...q	50.46	49.52	237	49.53	-1.0
SchUSTips	SCHP	...	...	...q	55.76	53.78	305	53.91	-2.7
SchwIntSC	SCHC	.59e	1.6	...q	39.15	34.39	124	36.21	-1.1
Schwab	SCHW	.52f	1.0	26	60.22	40.30	4991	52.07	+1.4
Schwb pfC	SCHWpC	1.50	5.8	...	27.62	25.53	28	25.80	-4.0
Schwb pfD	SCHWpD	...	...	...	27.60	25.49	49	25.67	-4.9
SchwitMau	SWM	1.72	4.1	15	48.06	38.00	103	41.71	-8.0
SciApplic	SAIC	1.24	1.6	18	93.31	63.03	587	77.53	+1.3
ScorpioB19	SLTB	1.88	7.5	...	25.80	24.53	0	25.12	-1.3
ScorpBlk rs	SALT	.08	1.2	...	8.85	6.31	429	6.80	-8.1
ScorpioTk	STNG	.04	2.0	...	3.73	1.80	3611	2.05	-32.8
ScorpioT 20	SBNA	1.69	6.9	...	25.03	23.40	0	24.61	-1.0
ScorpT19 n	SBBC	...	...	...	25.89	24.62	1	25.23	-.8
Scotts	SMG	2.20f	2.7	19	110.12	72.67	801	80.61	-24.7
Sea Ltd n	SE	...	...	...	17.19	10.06	1531	13.92	+4.4
SbdCp	SEB	6.00	.2	13	4690.00	3525.00	1	3731.03	-15.4
SeabGld g	SA	...	...	...	13.70	9.80	238	11.45	+1.3
SeacorHld	CKH	...	...	...dd	59.00	40.10	83	49.03	+6.1
SeacrMar	SMHI	...	...	...	26.20	11.66	20	21.41	+83.0
Seadrill n	SDRL	...	...	...	25.00	15.76	1187	23.10	+10.0
Seadrill	SDLP	.40	10.8	...	4.20	2.60	191	3.71	+1.4
SealAir	SEE	.64	1.5	21	49.94	38.49	1416	42.11	-14.6
Seaspan	**SSW**	**.50**	**6.1**	**12**	**10.72**	**5.50**	**4942**	**8.21**	+21.6
Seaspn pfE	SSWpE	2.06	8.1	...	26.30	23.33	10	25.37	+2.2
Seaspan 19	SSWN	1.59	6.3	...	25.99	25.08	7	25.42	-.5
Seaspn pfD	SSWpD	1.99	8.0	...	25.48	23.44	21	24.91	+1.1
Seaspn pfH	SSWpH	...	...	...	25.57	22.84	55	24.49	+3.6
Seaspn pfG	SSWpG	...	...	...	25.99	23.09	21	25.21	+3.7

Name	Ticker Symbol	Div	Yield	PE	52-week High	52-week Low	Vol 1000s	Last	YTD %Chg
Seaspan n	SSWA	...	...	...	25.51	23.15	24	25.10	+3.2
SeaWorld	SEAS	...	...	...cc	32.47	10.42	900	30.62	+125.6
SelEngS n	WTTR	...	...	...	21.96	11.50	486	12.20	-33.1
SelMedHld	SEM	...	...	13	21.65	15.85	272	18.05	+2.3
SelctIns 43	SGZA	1.47	5.9	...	25.83	24.72	12	25.08	-.4
SemGroup	SEMG	1.89	8.5	...dd	30.95	20.20	408	22.30	-26.2
SemiMfg	SMI	...	...	16	9.14	5.10	99	5.56	-35.0
SempraEn	SRE	3.58	3.1	18	127.22	100.49	1771	114.32	+6.9
Sempra pfA	SREpA	...	...	...	107.00	95.95	76	102.40	+3.3
SendGrid n	SEND	...	...	...cc	38.66	17.50	1224	36.97	+54.2
SensataT	ST	...	...	18	57.40	46.86		50.49	-1.2
Senseon n	SENS	...	...	...				2.48	
Sensient	SXT	1.32	1.7	26	80.98	65.56	260	77.17	+5.5
SequansC	SQNS	...	...	...dd	3.65	1.39	253	1.42	-25.7
Seritage n	SRG	1.00	2.0	...	51.89	34.07	303	49.44	+22.2
Seritge pfA	SRGpA	1.75	7.0	...	25.30	20.02	9	24.85	+2.1
▲ServiceCp	SCI	.68	1.6	29	43.32	33.16	1456	43.74	+17.2
ServiceMst	SERV	...	...	34	62.27	43.75	1501	59.68	+16.4
ServcNow	NOW	...	...	...dd	206.30	110.17	2882	187.35	+43.7
Servotr	SVT	.16e	1.6	...cc	12.80	8.50	2	10.30	-7.5
ShakeShk n	SHAK	...	...	80	70.12	31.09	647	58.47	+35.3
ShawCm g	SJR	1.18	...	...	23.44	18.50	328	19.71	-13.7
ShellMidst	SHLX	1.46f	6.6	19	31.19	19.42	727	21.98	-26.3
▲Sherwin	SHW	3.44	.7	36	478.22	338.45	498	477.98	+16.6
ShinhanFn	SHG	...	...	...	50.37	36.35	126	38.94	-16.1
ShipFin	SFL	1.40	10.1	12	15.98	13.50	723	13.80	-11.0
Shopify n	SHOP	...	...	...dd	176.60	89.35	1378	167.17	+65.5
Shutterstk	SSTK	3.00e	...	43	55.76	32.50	196	52.54	+22.1
SibanyeG	SBGL	.14r	5.6	...	5.44	2.02	8200	2.51	-48.3
SiderurNac	SID	...	...	...	3.55	1.91	1248	2.17	-11.4
SierraMt n	SMTS	...	...	...	3.00	2.13	11	2.57	+3.6
Sifco	SIF	...	...	...dd	7.95	4.80	1	5.32	-20.0
SignetJwlrs	SIG	1.24f	1.8	...dd	77.94	33.11	1808	67.13	+18.7
Silvrbow n	SBOW	...	...	...	34.76	21.21	17	27.39	-7.8
SlvrcpMt n	SVM	.02	...	53	3.12	2.12	211	2.63	+.4
SimonProp	SPG	8.00f	4.4	24	186.03	145.78	1427	180.11	+4.9
Simon pfJ	SPGpJ	4.19	6.0	...	77.98	66.50	1	70.22	-1.8
SimpsnM	SSD	.88	1.2	39	78.36	46.75	175	75.45	+31.4
SinopcShg	SHI	...	...	...	74.09	54.54	34	58.20	+2.1
Siteone n	SITE	...	...	75	95.49	52.92	707	81.73	+6.6
SixFlags	SIX	3.12	4.6	22	73.38	56.01	1550	67.50	+1.4
Skechers s	SKX	...	...	14	43.08	23.80	6540	26.58	-29.8
Skyline	SKY	...	...	51	34.78	10.31		33.39	+159.8
Smart&Fnl	SFS	...	...	26	10.00	4.45	184	6.85	-19.9
Smartsh n	SMAR	...	...	...	33.98	18.06	590	31.87	+63.4
Smith&N	SNN	.61e	1.6	65	40.41	33.79	423	37.08	+5.9
SmithAO s	AOS	.72	1.2	31	68.39	56.30	1283	60.48	-1.3
Smucker	SJM	3.40f	3.1	13	133.38	96.13	911	109.65	-11.7
▼SnapInc A n	SNAP	...	...	...dd	21.22	8.90	26525	9.21	-37.0
▲SnapOn	SNA	3.28	1.7	18	188.16	141.63	402	187.59	+7.6
SocCapH n	IPOA	...	...	...	10.85	9.83	1779	9.92	-1.7
SocCapH un	IPOA/U	...	...	...	11.58	10.02	19	10.25	-3.3
SocQ&M	SQM	.99e	2.1	26	64.20	40.91	892	48.40	-18.5
Sogou n	SOGO	...	...	...cc	15.50	7.21	1363	8.00	-30.9
Sol-Wind n	SLWD	...	...	...					
SolarOilf n	SOI	...	...	...	23.98	12.97	201	17.25	-19.4
Solitario	XPL	...	...	...dd	.81	.33	74	.38	-37.8
SonicAut	SAH	.24	1.1	11	23.60	17.20	169	21.10	+14.4
SonocoP	SON	1.64f	2.9	24	58.69	46.55	395	57.16	+7.6
SonyCp	SNE	...	...	...	59.94	36.25	679	59.10	+31.5
Sothebys	BID	.40	.8	18	60.16	44.08	380	49.84	-3.4
SourcC	SOR	1.00	2.5	...q	42.97	39.00	15	40.67	-.2
SoJerInd s	SJI	1.12	3.2	...dd	36.01	25.96	390	35.50	+13.7
SthcrssEn	SXE	...	...	...dd	2.45	.43	71	.65	-61.7
SCEd pfB	SCEpB	1.02	5.0	...	24.99	20.10		20.51	-10.8
SCEd pfC	SCEpC	1.06	4.9	...	25.25	20.30		21.55	-9.2
SCEd pfD	SCEpD	1.08	4.9	...	26.00	20.92	1	22.24	-7.7
SCEd pfE	SCEpE	1.20	5.0	...	27.56	22.73	1	24.07	-5.3
SouthnCo	SO	2.40	5.5	20	53.51	42.38	10364	43.29	-10.0
SouthCo 75	SOJA	1.56	6.0	...	27.51	25.60	82	25.91	-4.0
SouthCo ef	SOJB	...	...	...	26.25	23.71	137	24.18	-5.9
SouthCo77 n	SOJC	1.31	5.6	...	25.78	23.25	57	23.59	-7.3
SthnCopper	SCCO	.23e	.5	30	58.09	38.34	839	43.26	-8.8
SwstAirl	LUV	.64	1.0	11	66.99	49.93	4274	62.50	-4.5
SwtGas	SWX	2.08	2.6	24	86.87	62.54	119	79.72	-.9
SwGA Fn	SGB	.48	2.1	17	26.04	19.21	12	23.00	-4.2
SwstnEngy	SWN	...	...	7	6.72	3.42	23176	5.64	+1.1
SprkNtSE wi	LOV	...	...	...	15.40	10.15	45	11.88	-6.1
Sparton	SPA	...	...	17	23.46	11.96	143	15.11	-34.5
SpdFosFr n	EFAX	...	...	...	77.82	67.78	21	70.86	-2.8
SpdDbShDu	STOT	...	...	...	49.81	47.00	3	48.65	-1.5
SpdEmFos	EEMX	...	...	...	76.80	59.99	0	62.19	-10.9
SpdDbEMk	EMTL	...	...	...	52.27	47.87	3	48.29	-4.1
SpecOpps	SPE	1.19e	2.3	...q	16.20	14.48	7	15.05	+1.1
SpcOpp pfB	SPEpB	.88	3.4	...	26.54	24.48	0	25.52	-1.3
SpectraEP	SEP	3.06f	8.0	11	45.70	29.89	423	38.07	-3.7
SpectrmB	SPB	1.68	2.0	15	126.66	60.13		82.53	-26.6
SpeedM	TRK	.60	3.4	19	23.47	16.46	23	17.62	-6.6
SpF LgCap n	FMDG	...	...	...	33.20	26.89	1	29.57	+5.5
SpinMedT n	FFIU	...	...	...	25.15	23.30		24.29	-2.1
Spire	SR	2.25	3.0	21	82.85	60.09	144	74.70	-.6
SpiritAero	SPR	.48	.5	21	105.20	76.00	1082	93.11	+6.7
SpiritAir	SAVE	...	...	20	49.63	32.99	675	48.48	+8.1
▲SpirMTA n	SMTA	...	...	...	11.19	8.90	158	11.17	+22.5
SpiritRltC	SRC	.50f	6.1	18	8.53	6.58	3326	8.16	+6.1
SpiritR pfA	SRCpA	1.50	6.6	...	26.40	20.25	16	22.73	-8.5
Spotify n	SPOT	...	...	...dd	198.99	135.51	1283	172.64	+15.9
SpragueRs	SRLP	2.67f	9.6	19	29.00	21.80	87	27.80	+14.9
Sprint	S	...	...	4	8.55	4.81	6426	6.44	+9.3
SprottSilv	PSLV	...	...	...q	6.58	5.00	356	5.19	-18.1
SprottGold	PHYS	...	...	...q	11.15	9.35	220	9.69	-8.5
SprottPPP	SPPP	...	...	...	9.91	7.21	62	8.72	-6.6
SprottRL g	SILU	...	...	...				1.25	
Square n	SQ	...	...	...	92.92	27.21	9170	86.51	+149.5
STAG Indl	STAG	1.39	4.9	38	29.07	22.42	956	28.09	+2.8
STAG pfB	STAGpB	1.66	6.7	...	25.92	24.91		24.76	-1.9
STAG pfC	STAGpC	...	...	...	27.08	24.76	8	25.87	-1.2
StageStrs	SSI	.20	9.8	...dd	3.25	1.60	82	2.04	+21.4
SP Matls	XLB	.98e	1.6	...q	64.17	55.21	5569	60.98	+.7
▲SP HlthC	XLV	1.01e	1.1	...q	93.97	78.74	5083	94.51	+14.3
SP CnSt	XLP	1.28e	2.3	...q	58.95	48.76	11809	55.32	-2.8
▲SP Consum	XLY	1.12e	1.0	...q	117.74	88.91	4835	117.79	+19.4
SP Engy	XLE	2.04e	2.7	...q	79.42	64.45	12441	75.12	+4.0
SPDR Fncl	XLF	.46e	1.6	...q	30.33	24.84	76767	28.98	+3.8
SP Inds	XLI	1.12e	1.4	...q	80.96	69.48	11449	79.87	+5.6
SP Tech	XLK	.78e	1.0	...q	76.03	57.57	13622	75.16	+17.5
SpdrRESel	XLRE	...	...	...q	34.13	29.17	1928	33.50	+1.7
SP Util	XLU	1.55e	2.9	...q	57.23	47.37	17814	53.31	+1.2
▲StdMotor	SMP	.84	1.6	30	52.21	40.56	58	52.02	+15.8
Standex	SXI	.72	.7	35	114.20	89.40	25	110.45	+8.4
StanBlkDk	SWK	2.64f	1.7	21	176.62	130.56	1720	153.83	-9.3
StanB&D 52	SWJ	1.44	5.7	...	26.10	24.88	66	25.08	-.6
StanBlD un	SWP	...	...	...	128.00	104.21	50	114.53	-6.7
Stantec g	STN	.55	...	15	29.25	24.05	5	25.50	-8.8
StarGas	SGU	.47f	4.8	15	11.35	8.74	27	9.80	-8.8
Starret	SCX	.40	6.5	20	9.40	5.80	9	6.20	-27.9
Startek	SRT	...	...	47	14.27	5.35	134	6.51	-34.7
StarwdPT	STWD	1.92	8.8	12	23.04	19.47	2694	21.75	+1.9
StateStr	STT	1.68	1.9	15	114.27	82.43	2822	89.57	-8.2
StateSt pfC	STTpC	...	...	...	25.57	24.01	55	24.75	-1.8
StateSt pfD	STTpD	...	...	...	28.96	26.00	67	26.17	-4.7
StaStCp pfG	STTpG	...	...	...	28.45	25.50	49	25.70	-5.2
▼StateSt pfE	STTpE	...	...	...	26.96	25.47	130	25.60	-3.3
Statoil ASA	STO	.92e	3.4	...	27.35	19.43		27.14	+26.7
SteelPtrs	SPLP	1.50	8.9	8	20.70	15.90	13	16.90	-13.6
SteelPr pfA	SPLPpA	...	...	...	23.22	19.75	15	22.65	+7.0
▲Steelcse	**SCS**	**.54f**	**3.3**	**...**	**15.90**	**13.10**	**1799**	**16.15**	+6.3
StellusCap	SCM	1.36	9.8	10	14.29	11.07	54	13.83	+5.3
StellCap22	SCA	1.44	5.7	...	25.60	24.78	4	25.15	-.7
Stepan	SCL	.90f	1.0	22	90.96	68.09	46	90.10	+14.1
Steris plc	STE	1.36f	1.2	29	117.48	82.88	277	114.26	+30.6
SterlingBc	STL	.28	1.2	14	26.50	21.48	2385	23.05	-6.3
SterlBc pfA	STLpA	...	...	...	26.85	25.65	9	26.51	+.7
StewInfo	STC	1.20	2.7	24	47.37	35.35	108	44.92	+6.2
StifelFin	SF	.48f	.9	17	68.76	48.41	249	55.67	-6.5
Stifel pfA	SFpA	1.56	6.2	...	27.73	24.50	15	25.34	-6.4
Stif 47 ef	SFB	...	...	...	26.20	23.25	16	24.37	-2.2
StoneHEM	EDF	2.16	16.4	...q	17.28	12.43	100	13.15	-17.3
StonHEmM	EDI	1.81	14.6	...q	16.45	11.72	69	12.45	-20.0
StoneMor	STON	1.32	27.6	...	7.20	3.44	54	4.78	-27.1
Stonerdg	SRI	...	...	21	37.69	17.68	202	29.28	+28.1
StoreCap	STOR	1.32f	4.7	24	29.52	22.51	1587	28.12	+8.0
StratALL36	GJT	.29	1.4	...	21.85	19.60		21.25	+6.3
Strat D35	GJP	.74	3.2	...	23.69	22.02		22.76	-.8
StratGS33	GJS	.32	1.5	...	24.89	19.35	1	21.72	+7.3
StratNWS95	GJV	1.75	6.7	...	26.72	25.05		25.95	+.3
StratPG34	GJR	.27	1.2	...	23.46	21.17		23.14	+5.1
StratUSM	GJH	.64	6.4	...	10.95	9.37	2	9.96	-.9
StratWMT	GJO	.22	.9	...	23.49	21.77	0	23.30	+4.7
Stryker	SYK	1.88	1.1	29	179.84	138.94	1347	173.49	+12.0
SturmRug	RGR	1.36f	2.0	23	69.25	43.00	78	67.45	+20.8
SubPpne	SPH	2.40	10.4	33	27.05	21.85	114	23.18	-4.3
SumitMitsu	SMFG	...	...	...	9.67	7.58	995	8.22	-5.4
SummitHtl	INN	.72	5.4	12	16.39	12.77	357	13.37	-12.2
SumtH pfC	INNpC	1.78	7.1	...	25.79	25.14		24.90	-2.0
SummtH pfD	INNpD	1.61	6.6	...	27.58	23.50	4	24.48	-4.0
SumHP pfE	INNpE	...	...	...	26.25	22.82	41	23.10	-10.0
SumtMtls n	SUM	.29t	...	18	34.06	18.47	2284	19.23	-38.8
SummitMP	SMLP	2.30	14.3	...dd	22.95	13.10	131	16.10	-21.5
SunCmts	SUI	2.84	2.8	...cc	103.74	80.12	309	101.84	+9.8
SunLfFn g	SLF	1.90	...	...	44.50	38.10	372	40.52	-1.8
SunCokeE	SXC	.99e	...	6	14.32	8.42	337	11.79	-1.7
SunCokeEn	SXCP	1.60m	10.1	9	21.95	14.70	33	15.85	-9.2
Suncor g	SU	1.44	...	...	42.55	31.33	3303	38.74	+5.5
SunlOnl n	STG	...	...	...dd	14.08	5.05	59	6.70	-39.6
SunLink	SSY	...	...	...dd	2.08	1.22	1	1.26	-20.8
SunocoLP	SUN	3.30	11.7	7	33.11	24.46	304	28.19	-.7
SunstnHtl	SHO	.20	1.2	19	17.60	14.09	720	16.59	+.4
SunstHt pfE	SHOpE	...	...	...	27.22	24.65	1	26.14	+.1
SunstHt pfF	SHOpF	1.61	6.3	...	26.63	23.60	14	25.39	-1.8
Suntech	STP	...	...	...				.54	
SunTrst	STI	2.00f	2.8	13	75.08	55.04	3004	70.93	+9.8
SunTr wtB	STI/WS/B	...	...	...	25.36	12.48		24.38	+16.6
SunTr wtA	STI/WS/A	...	...	...	35.62	21.97		34.28	+7.2
SunTr pfA	STIpA	1.50	6.5	...	25.83	22.85	44	22.95	-6.7
SunTr pfE	STIpE	1.47	6.0	...	25.79	25.06		24.70	-2.1
▲SupDrillg	SDPI	...	...	...dd	3.07	.70	332	3.12	+112.2
SupEnrgy	SPN	.32	3.3	...dd	12.73	7.66	7218	9.61	-.2
SuperiorInd	SUP	.36	2.0	28	22.95	12.70	123	18.40	+23.9
Supvalu rs	SVU	...	...	16	32.40	13.60	444	32.22	+49.2
SuthrlAs n	SLD	1.60f	9.6	35	17.30	13.55	30	16.65	+9.9
SuthrAsM23	SLDA	1.75	6.7	...	26.58	24.58	1	26.15	+1.9
SwEBioFu23	FUE	...	...	...	8.34	5.58		5.58	-20.3
SwEGrain23	GRU	...	...	...	3.89	3.22	5	3.31	-1.0
SwRCmETR	RJN	...	...	...	3.72	1.87	27	3.31	+18.5
SwRCmMTR	RJZ	...	...	...	9.20	7.45		7.68	-14.0
SwLgCap22	EEH	...	...	...q	20.52	18.35		20.43	+4.4
SwRCmATR	RJA	...	...	...	6.48	5.58	93	5.70	-5.0
SwERCmTR	RJI	...	...	...	5.96	5.02	66	5.50	+1.8
SwisHelv	SWZ	.64e	.3	...q	13.74	8.47	47	8.64	-32.3
Switch n	SWCH	.03e	...	...	20.45	10.00	1078	11.23	-38.3
Synchrony	SYF	.84f	2.5	12	40.59	28.64	4796	33.60	-13.0
Synnex	SNX	1.40	1.5	12	141.94	92.22	366	94.36	-30.6
Synovs pfC	SNVpC	1.97	7.9	...	27.19	25.28		24.94	-4.5
SynovusFn	SNV	1.00	2.1	17	57.40	43.13	1665	47.89	-.1
SynthBio rs	SYN	...	...	...	36.75	3.54			
Sysco	SYY	1.44	2.0	29	75.98	52.30	1628	73.29	+20.7
Systemax	SYX	.22	.6	34	47.75	24.39	38	35.00	+5.2

- T -

Name	Ticker Symbol	Div	Yield	PE	52-week High	52-week Low	Vol 1000s	Last	YTD %Chg
TAL Educ s	TAL	...	...	...cc	47.63	24.86	5435	26.04	-12.4
TC PpLn	TCP	2.60	7.9	10	57.08	22.64	255	32.83	-38.2
TCF Fncl	TCF	.60	2.4	16	27.34	16.03	1093	25.36	+23.7
TCF Fn wt	TCF/WS	...	...	...	5.45	1.45		5.30	+34.4
TCF deo pfC	TCFpD	...	...	...	26.06	23.92	29	24.30	-5.6
TCF F pfC	TCFpC	1.61	6.4	...	26.19	25.30		25.10	-2.3
TCW Strat	TSI	.21	3.7	...q	6.01	5.34	47	5.60	-4.6
TE Connect	TEL	1.76	1.9	26	108.23	80.93	1677	92.63	-2.5
THL Crd21	TCRX	...	...	...	26.31	25.07	3	25.31	+.4
▼THLCred22	TCRZ	1.69	6.6	...	26.98	25.40	0	25.49	-1.7
THLCSenL	TSLF	1.32	7.9	...q	17.83	16.30	20	16.73	-.8
TIM Part	TSU	.28e	1.9	...	23.12	13.82	790	14.41	-25.4
TJX	TJX	1.56	1.4	23	111.91	66.44	3126	109.55	+43.3
TPG Pace n	TPGE	...	...	...	13.00	9.67		12.30	+26.3
TPG Pac n	TPGH	...	...	...	10.20	9.67		10.05	+3.3
TPG RE n	TRTX	1.72	8.5	16	21.05	18.22	213	20.12	+5.6
TPG SpLnd	TSLX	1.56	7.6	9	21.15	17.00	302	20.65	+4.3
TableauA	DATA	...	...	...dd	118.08	68.37	620	111.73	+61.5
TahoeRes	TAHO	.24	8.1	...	5.86	2.55	3416	2.97	-38.0
TailorBr	TLRD	.72	2.8	12	35.94	13.11	847	25.32	+16.0
Taiwan	TWN	...	...	...q	22.25	18.93	16	19.21	-8.0
TaiwSemi	TSM	.73e	1.7	20	46.57	35.35	4724	44.17	+11.4
Takung n	TKAT	...	...	23	5.05	.68	7	.90	-64.1
TallgELP n	TEGP	1.95f	8.4	...dd	28.94	17.14	2219	23.13	-10.1
TalosEn rs	TALO	...	...	...dd	40.16	23.58	155	31.17	-3.1
StneEn wt	SGY/WS	...	...	...	7.50	2.65		7.21	+44.2
TangerFac	SKT	1.40f	6.1	11	26.73	19.86	1487	22.86	-13.8
TanzRy g	TRX	...	...	...	.68	.24	102	.37	+34.2
Tapestry	TPR	1.35	2.7	31	55.50	38.70	2160	50.34	+13.8
TargaRes	TRGP	3.64	6.6	...	56.74	39.59	2397	55.26	+14.1
TargaR pfA	NGLSpA	2.25	8.3	...	27.49	26.06	3	27.06	+2.2
Target	TGT	2.56	2.9	15	90.39	54.04	3008	87.38	+33.9
TaroPhrm	TARO	...	...	10	128.46	93.01	19	100.04	-4.5
Taseko	TGB	...	...	...	2.46	.68	245	.76	-67.5
TataCom	TCL	...	...	...				6.62	
TataMotors	TTM	...	...	...	35.47	16.86	900	17.83	-46.1
Taubmn	TCO	2.62f	4.3	21	66.61	44.78	282	60.98	-6.8
Taub pfJ	TCOpJ	1.63	6.5	...	25.77	23.61	22	24.86	-1.0
Taub pfK	TCOpK	1.56	6.3	...	26.16	22.72	6	24.93	-1.1
▼TaylorMH	TMHC	...	...	12	28.42	18.70	799	19.09	-22.0
Team	TISI	...	...	...dd	25.55	11.45	296	22.55	+51.3
Technip	FTI	.13	...	18	35.00	24.53	2469	31.20	-.4
TeckRes g	TECK	.16e	...	...	30.80	20.06	2467	25.08	-4.2
Teekay	TK	.22	3.4	...dd	10.90	6.25	392	6.41	-31.2
TeekLNG	TGP	.56	3.8	74	21.65	14.70	297	14.85	-26.3
TeekLN pfA	TGPpA	2.25	8.8	...	26.36	24.20	23	25.44	+.7
TeekOffsh	TOO	.04m	1.7	78	3.12	2.14	104	2.33	-1.3
TeekOf pfA	TOOpA	1.81	8.5	...	24.49	20.30	3	21.41	-7.3
TeekOf pfB	TOOpB	2.13	8.8	...	26.00	22.23	30	24.05	-3.2
TeekOf pfE	TOOpE	2.22	9.1	...	25.45	23.75	87	24.30	-3.0
TeekayTnk	TNK	.21	20.8	14	1.95	.94	1009	1.01	-27.9
Tegna	TGNA	.28	2.3	6	15.60	10.00	1402	12.07	-14.3
TejonRnch	TRC	...	...	...cc	26.25	18.59	365	22.97	+10.6
TeklaHlth	HQH	1.92e	8.4	...q	25.85	20.36	84	22.85	+1.3
TeklaHcrOp	THQ	1.35a	7.2	...q	19.00	16.02	105	18.67	+6.6
TeklaLfSci	HQL	1.95e	9.7	...q	22.24	18.01	29	20.10	+2.4
TeklaWH n	THW	1.40	10.0	...q	14.83	12.47	116	14.01	+2.9
TellnstEl	TIK	...	...	...dd	6.35	2.05	13	2.55	-1.9
Teladoc n	TDOC	...	...	...	79.64	27.35	1108	75.40	+116.4
Telaria n	TLRA	...	...	...dd	5.30	3.42	109	3.95	-2.0
TlcmArg	TEO	.71e	3.8	...	40.19	15.26	663	18.87	-48.5
TelItalia	TI	...	...	...	11.28	5.80	111	6.76	-21.7
TelItaliaA	TI/A	.30e	5.0	...	9.60	5.32	15	5.95	-17.5
Teledyne	TDY	...	...	39	250.87	155.62	180	246.17	+35.9
Teleflex	TFX	1.36	.5	33	288.78	227.52	481	270.03	+8.5
TelefBrasil	VIV	.64e	6.6	11	17.33	9.25	1190	9.63	-35.1
TelefEsp	TEF	1.20e	14.8	...	11.00	7.70	1941	8.10	-16.3
TelData	TDS	.64	2.1	10	31.01	23.54	375	30.63	+10.2
TelData45	TDI	1.66	6.6	...	26.60	23.29	3	25.06	-1.9
TelData 61	TDA	1.47	6.2	...	25.64	23.11	10	23.90	-4.0
TelData60	TDJ	1.75	7.0	...	25.90	23.95	8	25.05	-.9
TelData59	TDE	1.72	6.9	...	25.99	24.26	10	24.98	-1.3
Telus gs	TU	2.10	...	...	38.50	34.28	477	36.82	-2.8
TmpDrgn	TDF	4.00e	2.5	...q	24.65	18.59	327	19.80	-7.9
TmpEMF	EMF	1.28e	2.1	...q	18.00	13.71	46	14.67	-10.6
TmpEMI	TEI	.80a	8.0	...q	11.98	9.78	128	9.95	-10.9
TmpGlb	GIM	.30	4.9	...q	6.77	5.97	484	6.09	-5.7
TempurSly	TPX	...	...	15	68.05	41.10	851	54.27	-13.4
Tenaris	TS	.69e	2.1	...	40.64	25.91	1329	32.89	+3.2
TenetHlth	THC	...	...	...dd	39.74	12.25	657	28.51	+88.1
Tengsco	TGC	...	...	...dd	2.47	.57	49	.95	+18.4
Tennant	TNC	.84	1.1	...cc	86.03	59.00	64	75.10	+3.4
Tenneco	**TEN**	**1.00**	**2.2**	**7**	**65.59**	**41.26**	**558**	**46.32**	-20.9
TVA 28	TVC	.96	3.8	...	25.97	23.29	10	25.07	-.1
TVA 29	TVE	.84	3.4	...	26.98	23.22	23	24.50	-2.0
Teradata	TDC	...	...	24	44.27	31.77	1074	39.31	+2.2
Teradyn	TER	.36	1.0	29	50.68	32.06	2204	37.77	-9.8
Terex	TEX	.40	.9	38	50.17	35.30	1227	42.48	-11.9
Ternium	TX	1.10e	3.7	9	42.43	25.52	269	29.92	-5.3
TerraNitro	TNH	5.15e	6.1	10	89.60	76.18		83.96	+5.2
TerrenoRlt	TRNO	.96f	2.6	32	39.27	31.56	151	37.59	+7.2
TetraTech	TTI	...	...	...dd	5.11	2.44	251	4.30	+.7
TeucrCorn	CORN	...	...	...q	18.60	15.39	92	15.75	-6.1
TeucrSug	CANE	...	...	...q	10.03	6.51	22	6.86	-29.9
TeucrWht	WEAT	...	...	...q	7.33	5.80	134	6.39	+6.5
TeucrSoyb	SOYB	...	...	...q	19.47	15.26	65	15.85	-11.4
TeucrmAgs	TAGS	...	...	...q	25.70	20.08		20.08	-9.1
TevaPhrm	TEVA	.73e	3.0	11	25.96	10.85	9167	24.83	+31.0
TexPacLd	TPL	.29f	...	...cc	874.00	377.96	8	838.94	+87.8
▼Textainer	TGH	.96	7.1	56	26.50	13.50	155	13.50	-37.2
Textron	TXT	.08	.1	38	72.76	51.07	1569	70.79	+25.1
Thai	TTF	.25e	...	...q	11.31	9.32		11.27	+4.7
ThermoFis	TMO	.68	.3	30	244.37	181.51	1017	242.50	+27.7
Thermon	THR	...	...	53	27.95	17.36	66	26.21	+10.7
ThirdPtRe	TPRE	...	...	11	17.10	12.28	1023	13.45	-8.2
ThomsonR	TRI	1.38	3.0	19	48.61	36.52	2154	45.51	+4.4
Thor Inds	**THO**	**1.48**	**1.6**	**11**	**161.48**	**87.62**	**6663**	**91.95**	-39.0
3D Sys	DDD	...	...	...dd	21.78	7.92	1722	19.34	+123.8
3M Co	MMM	5.44	2.5	30	259.77	190.57	2069	215.27	-8.5
Tidwtr	TDW	1.00	3.2	...dd	35.98	23.52	143	31.09	+27.4
Tidwtr wtA	TDW/WS/A	...	...	...					
Tidwtr wtB	TDW/WS/B	...	...	...					
TierREIT n	TIER	.72	3.1	...dd	24.98	17.04	142	23.21	+13.8
Tiffany	TIF	2.20	1.7	35	141.64	86.15	1377	127.05	+22.2
Tillys	TLYS	...	...	45	25.46	10.72	464	18.85	+27.7
Timken	TKR	1.12	2.2	20	55.65	41.85	1050	51.55	+4.9
TimknSteel	TMST	...	...	...dd	20.24	12.54	168	15.03	-1.1
Titan Intl	TWI	.02	.3	...dd	14.53	6.71	489	7.72	-40.1
TollBros	TOL	.44	1.2	10	52.73	33.47	2679	35.86	-25.3
Tompkins	TMP	1.92	2.3	21	91.99	73.29	23	84.27	+3.6
TootsieR	TR	.36b	1.2	26	37.48	27.45	102	28.85	-18.4
TopBuild n	BLD	...	...	26	87.21	58.72	405	62.31	-17.7
Torchmark	TMK	.64	.7	7	93.60	77.06	510	88.33	-2.6
Trchmk pfC	TMKpC	...	...	...	27.43	25.44	10	25.80	-3.6
Toro Co s	TTC	.80	1.3	25	67.81	56.60	315	62.44	-4.3
TorDBk gs	TD	2.68	...	...	75.46	54.66	1746	61.82	+5.5
MonTNAPpl	TPYP	.45p	...	...q	24.70	20.22	8	23.82	+2.0
TortWat n	TBLU	...	...	...	30.84	26.95	1	29.21	-2.0
TortEnInd	NDP	1.75	14.1	...q	14.48	10.70	52	12.42	-6.5
TortEnInf	TYG	2.62	9.5	...q	32.40	24.24	172	27.71	-4.7
TortMLP	NTG	1.69	10.3	...q	21.09	14.91	232	16.34	-6.9
TortPplE	TTP	1.63m	9.3	...q	20.21	15.55	42	17.51	-6.9
TortPw&E	TPZ	1.65	8.6	...q	21.77	17.51	21	19.29	-6.4
Total SA	TOT	2.71e	4.2	...	65.69	52.95	2078	64.03	+15.8
TotalSys	TSS	.52	.5	25	100.39	64.56	1193	97.23	+22.9
TowerIntl	TOWR	.48	1.5	14	36.65	23.10	101	32.00	+4.7
TownsqMda	TSQ	.30	3.5	12	10.59	6.03	46	8.69	+13.2
Toyota	TM	...	...	...	140.99	117.38	136	124.95	-1.7
TrCda g	TRP	2.76	6.6	16	51.54	39.16	833	41.67	-14.3
▲TransEntx	TRXC	...	...	...dd	6.70	1.15	9387	6.46	+234.7
TransUn n	TRU	.30	.4	30	79.48	41.52	1724	75.52	+37.4
Trnsalta g	TAC	.23	...	...	6.40	4.75	19	5.65	-5.0
TrnsatlPet	TAT	...	...	...dd	2.18	.60	33	1.68	+20.9
TrnsRty	TCI	.20p	...	...dd	52.00	23.90	4	34.24	+9.3
TransDigm	TDG	24.00	...	24	377.67	252.35	223	368.59	+34.2
TrnsMont	TLP	3.18f	8.2	16	44.34	33.98	19	38.88	-1.4
Transocn	RIG	...	...	...dd	14.34	8.70	20659	12.63	+18.3
TrGasSur	**TGS**	**...**	**...**	**...cc**	**24.22**	**10.72**	**558**	**17.23**	-22.5
Travelers	TRV	3.08f	2.3	18	150.55	119.90	1632	134.15	-1.1
Travelport	TVPT	.30	1.8	...	20.30	12.10	496	16.91	+29.4
TrecoraRs	TREC	...	...	20	15.60	10.25	24	14.30	+5.9
Tredgar	TG	.44	2.0	30	26.50	15.35	144	22.45	+16.9
TreeHseF	THS	...	...	17	68.90	36.35	953	53.24	+7.6
Trex s	TREX	...	...	46	90.74	39.58	462	80.39	
TriPointe	TPH	...	...	11	19.55	12.90	5199	13.38	-25.3
TriContl	TY	1.02e	3.7	...q	28.32	25.15	79	27.95	+3.7
TriCntl pf	TYp	2.50	4.9	...	52.95	48.56	1	50.63	+.4
TribMda A	TRCO	1.00	2.6	12	43.71	31.61	1350	37.98	-10.6
TrilogyMtl	TMQ	...	...	...	2.02	.69	42	1.91	+75.2
TrimShrk n	TTAC	...	...	...	38.86	30.44	22	38.34	+13.7
TrimAllC n	TTAI	...	...	...	29.03	25.50	1	26.76	-1.5
TriNetGrp	TNET	...	...	34	60.15	32.73	233	52.08	+17.5
Trinity	TRN	.52	1.4	8	39.19	29.50	1186	37.17	-.8
TrinityPlce	TPHS	...	...	...	7.59	5.86	20	6.01	-13.5
Trinseo SA	TSE	1.60f	2.1	9	85.35	65.90	266	77.75	+7.1
TrioTch	TRT	...	...	13	8.47	4.04	7	4.39	-37.4
TriplePtV	TPVG	1.44	11.1	7	14.15	11.12	74	12.98	+2.3
TripPt22 n	TPVY	...	...	...	26.99	24.77	1	25.43	-1.7
Triple-S	GTS	...	...	19	44.01	20.01	198	21.42	-13.8
TritonInt n	TRTN	2.08	5.5	...	43.85	27.76	327	37.95	+1.3
TriumphGp	TGI	.16	.7	5	34.58	17.75	276	23.05	-15.3
Tronox	TROX	.18	1.3	43	28.40	12.80	901	13.70	-33.2
TrueBlue	TBI	...	...	16	29.85	20.75	282	25.40	-7.6
Tsakos	TNP	.20	5.9	...	4.86	3.11	191	3.37	-13.8
TsakE pfB	TNPpB	2.00	7.9	...	25.77	24.80	1	25.18	-.4
Tsakos pfC	TNPpC	2.22	8.8	...	26.05	25.00	0	25.20	-1.2
Tsakos pfD	TNPpD	2.19	9.1	...	26.65	24.04	6	24.06	-2.8
TsaksE p E	TNPpE	...	...	...	25.89	24.53	2	24.80	-1.7
Tuppwre	TUP	2.72	7.9	...dd	66.26	31.08	951	34.58	-44.8
Turkcell	TKC	...	...	...	11.29	3.93	1906	4.70	-53.9
TurnPtBr n	TPB	.16	.4	...	44.13	15.34	220	42.43	+100.8
TurqHillRs	TRQ	...	...	20	3.59	2.12	5039	2.21	-35.6
TutorPerini	TPC	...	...	11	29.90	17.55	392	20.30	-19.9
22ndCentry	XXII	...	...	...dd	4.44	1.92	2602	2.79	-.4
Twilio n	TWLO	...	...	...	87.91	23.25	2162	84.83	+259.4
Twitter	TWTR	...	...	...dd	47.79	16.57	15373	29.85	+24.3
TwoHrb pfA	TWOpA	2.03	7.6	...	28.17	25.38	7	26.60	-2.4
TwoHrb pfB	TWOpB	1.91	7.4	...	27.06	24.54	6	25.71	-2.1
TwoHrbI rs	TWO	1.88	12.4	6	16.83	13.85	2363	15.17	-6.7
TwoHrIn pfC	TWOpC	...	...	...	25.38	23.26	13	24.60	-1.9
TylerTech	TYL	...	...	57	252.47	168.12	211	242.10	+36.7
Tyson	TSN	1.20	1.9	11	84.65	56.79	2321	62.31	-23.1

- U -

Name	Ticker Symbol	Div	Yield	PE	52-week High	52-week Low	Vol 1000s	Last	YTD %Chg
UBS 3xLCr	WTIU	...	...	...	41.02	13.69	5	36.58	+55.4
▼UBS 3xInvC	WTID	...	...	...	28.52	6.53	9	6.72	-56.1
VelDlyIn n	EXIV	...	...	...	61.00	26.21	29	37.60	-22.3
VelLngVS n	EVIX	...	...	...	18.13	8.27	1	8.47	-29.4
▲UBS FILCG	FBGX	...	...	...q	297.31	161.21	5	297.75	+31.1
▲UBS2xSPDiv	SDYL	3.40e	3.7	...q	91.64	59.18	0	92.17	+7.8
UBS Grp	UBS	.69e	4.1	...	20.89	14.89	3695	16.65	-9.5
UDR	UDR	1.29	3.2	25	40.67	32.88	1229	40.51	+5.2
UGI Corp	UGI	1.04	1.9	12	55.94	42.51	662	54.21	+15.5
UMH Prop	UMH	.72	4.6	22	16.69	11.38	139	15.60	+4.7
UMH pfB	UMHpB	2.00	7.6	...	28.10	25.92	7	26.34	-3.6
UMH pfC	UMHpC	1.69	6.8	...	28.46	24.56	7	25.00	-8.0
UQM Tech	UQM	...	...	...dd	1.79	.89	159	1.29	-7.2
US FdsHl n	USFD	...	...	21	40.92	25.43	2099	31.55	-1.2
US Geoth rs	HTM	...	...	...cc	5.50	3.11		5.45	+58.0
USPhysTh	USPH	.92	.8	60	129.65	57.80	47	117.00	+62.0

Continued on **next page**

Continued from **previous page**

NYSE

Name	Ticker Symbol	Div	Yield	PE	52-week High	52-week Low	Vol 1000s	Last	YTD %Chg
US Silica	SLCA	.25	1.3	25	38.70	19.02	2545	19.86	-39.0
US XprE n	USX	...	...	...	16.94	16.05		16.62	-.4
USA Cmp	USAC	2.10	12.6	...dd	19.33	15.30	406	16.70	+1.0
Usaa USA Vl	ULVM	...	...	...	55.24	48.81	6	54.03	+3.9
Usaa SCVal	USVM	...	...	...	57.34	47.00	9	56.00	+10.4
USAA IntlVl	UIVM	...	...	...	55.54	46.76	6	49.45	-3.9
Usaa EMVl	UEVM	...	...	...	56.13	43.69	6	45.72	-11.0
Usaa STrBd	USTB	...	...	...	54.88	49.34	5	49.51	-1.1
Usaa IntBd	UITB	...	...	...	50.30	48.09	6	48.26	-3.8
USANA s	USNA	...	...	28	137.95	55.50	169	121.80	+64.5
USCF Oil n	USOU	...	...	...	80.79	26.00	2	70.71	+64.5
▼USCF ShOil	USOD	...	...	...	20.60	4.66	61	4.80	-57.6
USCF shpei	BUY	...	...	...	28.76	23.45	2	27.94	+10.3
USCF shpen	BUYN	...	...	...	28.15	23.45	0	26.79	+3.4
USD Ptrs	USDP	1.42f	14.4	...	12.00	9.65	44	9.85	-12.4
USG	USG	...	...	24	43.47	29.29	751	43.29	+12.3
Ultrapar	UGP	.55e	5.8	...	26.48	8.88	870	9.36	-58.8
UndrArm s	**UAA**	**...**	**...**	**34**	**24.70**	**11.40**	**11570**	**20.00**	+38.6
UnAr C wi	**UA**	**...**	**...**	**...**	**22.68**	**10.36**	**5526**	**18.15**	+36.3
Unifi	UFI	...	...	14	39.21	28.37	130	28.91	-19.4
UniFirst	UNF	.45f	.3	23	193.05	143.65	86	178.15	+8.0
UnilevNV	UN	1.43e	2.5	...	61.62	51.56	850	56.52	+.4
Unilever	UL	1.48e	2.6	...	60.13	50.74	526	55.95	+1.1
UnionAc un	LTN/U	...	...	...	10.45	10.00	0	10.20	+1.6
▲UnionPac	UNP	3.20f	2.0	11	164.58	108.71	6450	164.01	+22.3
UniqueF n	**UFAB**	**.60**	**7.3**	**10**	**9.70**	**7.05**	**9**	**8.23**	+10.9
▲Unisys	UIS	...	...	...dd	20.45	7.20	980	20.10	+146.6
Unit	UNT	...	...	15	28.68	16.17	266	27.27	+24.0
UtdMicro	UMC	.09e	3.6	...	3.14	2.32	1582	2.48	+3.8
UPS B	UPS	3.64	3.1	20	135.53	101.45	1878	119.12	
UtdRentals	URI	...	...	9	190.74	128.09	1521	171.76	-.1
USNatGas	UNL	...	...	...q	10.28	8.54	1	9.32	+1.5
▲US12MoOil	USL	...	...	...q	26.10	17.61	8	25.91	+23.9
USAntimny	**UAMY**	**...**	**...**	**...**	**.79**	**.20**	**115**	**.78**	+143.8
US Bancrp	USB	1.20	2.2	14	58.50	48.49	5278	55.35	+3.3
US Bcp pfA	USBpA	35.49e	3.9	...	937.73	873.48	0	921.38	+3.8
US Bcp pfH	USBpH	.89e	4.0	...	24.22	21.61	38	22.40	-.8
US Bcp pfM	USBpM	1.63	5.9	...	29.43	27.24	59	27.47	-2.7
US Bcp pfO	USBpO	1.29	5.2	...	26.30	23.95	17	24.92	-1.4
US Bc pfN	USBpN	...	...	...					
US Brent	BNO	...	...	...q	22.42	14.60	210	22.00	+21.5
US Cellular	USM	...	...	58	45.00	32.06	123	43.94	+16.8
US Cellu60	UZA	1.74	6.9	...	26.20	23.80	29	25.05	-.8
US Cellu 63	UZB	1.81	7.1	...	26.75	24.46	15	25.67	-.2
US Cell64	UZC	1.81	7.0	...	27.20	24.55	6	25.97	+.2
USCmdtyFd	USCI	...	...	...q	45.44	39.72	41	41.95	-1.4
USDslHtOil	UHN	...	...	...q	21.76	16.00		20.60	+6.5
US GasFd	UGA	...	...	...q	36.45	27.46	13	34.56	+8.5
USCoppFd	CPER	...	...	...q	21.26	16.20	8	17.32	-17.8
USAgriFd	USAG	...	...	...q	18.21	15.53		15.53	-5.9
US NGas rs	UNG	...	...	...q	27.92	20.40	4614	24.37	
US OilFd	USO	...	...	...q	15.25	9.92	14768	14.80	+23.2
USSteel	X	.20	.7	17	47.64	23.16	8098	29.85	-15.2
▲UtdTech	UTX	2.80	2.0	25	140.87	112.65	3868	141.85	+11.2
UtdhlthGp	UNH	3.60	1.4	24	271.16	186.00	2048	266.39	+20.8
UNITIL	UTL	1.46	2.9	26	53.07	40.92	17	49.62	+8.8
Univar n	UNVR	...	...	57	31.95	25.54	2057	30.45	-1.6
UnvslCp	UVV	3.00f	4.5	9	71.60	45.95	298	67.25	+28.1
UnvHR	UHT	2.68f	3.7	42	78.61	53.00	26	72.29	-3.8
UnivHlthS	UHS	.40	.3	16	132.64	95.26	471	126.75	+11.8
▲Univ Insur	UVE	.64a	1.4	16	46.50	20.25	245	46.60	+70.4
UnvSecInst	UUU	...	...	...dd	3.50	1.05	11	1.35	-20.6
UnivTInst	UTI	.08	3.0	...dd	3.75	2.21	49	2.65	+10.4
UnumGrp	UNM	1.04f	2.6	2	58.73	34.57	2593	39.48	-28.1
▲Ur-Energy	URG	...	...	93	.91	.50	1158	.93	+35.5
UraniumEn	UEC	...	...	...dd	2.00	.96	902	1.75	-1.1
UrbnEdg n	UE	.88	4.0	26	26.19	19.51	830	22.18	-13.0
UrstdBid	UBP	1.08f	6.2	36	18.92	15.36	20	17.40	+2.7
UrsBidA	UBA	1.08f	5.1	39	23.94	17.20	118	21.01	-3.4
UrsBid pfG	UBPpG	1.69	6.7	...	26.54	24.78	1	25.40	-3.4
UrstBid pfH	UBPpH	1.56	6.3	...	26.88	22.97	3	24.70	-5.5

- V -

Name	Ticker Symbol	Div	Yield	PE	52-week High	52-week Low	Vol 1000s	Last	YTD %Chg
VF Corp	VFC	1.84	2.0	48	97.00	61.56	1445	91.86	+24.1
VICI Pr n	VICI	.71e	3.3	...	21.81	17.58	5195	21.42	+2.5
VOC EnTr	VOC	.47e	9.0	11	6.66	3.15	22	5.25	-11.3
VaalcoE	EGY	...	...	...	3.38	.68	234	2.34	+235.7
VailRsrt	MTN	5.88	2.0	30	302.76	200.68	541	287.42	+35.3
Vale SA	VALE	.29e	2.0	14	15.24	9.53	18801	14.52	+18.7
ValeroE	VLO	3.20	2.9	29	126.98	71.14	3110	110.48	+20.2
ValeroEPt	VLP	2.20f	6.1	13	48.66	33.25	142	36.12	-18.8
Valhi	VHI	.08	2.6	28	9.24	2.25	105	3.12	-49.4
Validus pfA	VRpA	...	...	...	26.32	24.65	15	25.35	-2.2
Validus pfB	VRpB	...	...	...	26.23	24.62	18	24.93	-2.7
VlyNBcp	VLY	.44	3.7	21	13.38	10.84	2603	12.03	+7.2
VlyNB wt18	VLY/WS	...	...	...	.28	.04		.15	+32.7
VlyNBc pfA	VLYpA	1.56	5.9	...	28.49	25.83	5	26.23	-5.5
VlyBcp pfB	VLYpB	...	...	...	28.11	24.99	5	25.18	-4.8
Valmont	VMI	1.50	1.1	22	176.35	135.00	65	141.50	-14.7
Valvoline n	VVV	.30	1.4	...	25.63	19.86	1019	21.75	-13.2
VanEMGold	OUNZ	...	...	...q	13.44	11.53	70	11.87	-7.6
VanEGold	GDX	.06e	.3	...q	24.86	17.28	45541	18.93	-18.5
▲VnE LgFl n	LFEQ	...	...	...	28.49	24.56	73	28.43	+8.1
VanE Grn n	GRNB	...	...	...	27.50	24.66	8	26.00	-3.7
VnEkSteel	SLX	.40e	.9	...q	51.92	39.22	17	46.01	+.3
MV Pharm	PPH	1.30e	2.2	...q				58.24	
VnEkHiIn rs	YMLP	...	...	...q	25.49	20.51	3	21.72	-6.9
VanE Env	EVX	.53e	.5	...q	101.30	80.34	1	97.93	+12.7
VanE 12-17 n	ITML	...	...	...					
VanE USBd	IGEM	...	...	...q	25.19	23.27		23.27	-5.4
VanE EMHi	HYEM	1.57	6.9	...q	24.95	21.99	21	22.71	-7.2
VanEHiYM	HYD	1.45	4.7	...q	31.56	30.60	564	31.17	-.1
VanE ChiBd	CBON	.68e	...	...q	24.34	22.06	0	22.42	-1.3
VnEkShHY	SHYD	.81	3.3	...q	25.30	24.04	23	24.33	+.6
VanE TrH n	THHY	...	...	...					
VnEkRus	RSX	.01e	...	...q	24.33	19.12	8336	21.06	-.7
VanE BDC	BIZD	1.47e	8.5	...q	17.86	15.39	26	17.24	+3.9
VEckPfSec	PFXF	1.24e	6.4	...q	20.14	18.60	79	19.50	-.8
VanE FallA	ANGL	1.63e	4.7	...q	30.39	28.56	138	28.99	-3.2
VanE IntHY	IHY	1.26	5.2	...q	26.20	23.90	25	24.35	-5.0
VanE Reit	MORT	2.36e	7.9	...q	25.30	21.20	19	23.99	-.4
▼VnEkCfMun	XMPT	1.35	5.5	...q	27.65	24.72	36	24.70	-7.2
VanE EmM	EMAG	.92	4.6	...q	22.45	19.73	1	20.15	-7.7
VanE IGFlt	FLTR	.15e	.6	...q	25.41	25.17	136	25.33	+.2
VanE EMBd	EMLC	.98	6.0	...q	19.91	15.74	8516	16.38	-13.7
VanEAltEn	GEX	1.07e	1.8	...q	64.75	56.84	2	59.92	-2.0
VEckMun	PRB	.15e	.6	...q	24.65	24.08		24.20	-.4
VnEkSMu	SMB	.20	1.2	...q	17.63	17.05	56	17.18	-.3
▼VanE LgMu	MLN	.62	3.2	...q	20.43	19.35	57	19.35	-4.8
VanEIntMu	ITM	.54	2.3	...q	24.30	23.25	207	23.32	-3.1
VnEkHiInInf	YMLI	1.20	8.9	...q	14.90	11.07	1	13.48	+.4
VanE GenDr	GNRX	...	...	...	26.68	22.04		25.45	+4.7
VanE OilR	CRAK	...	...	...q	35.64	26.09	11	34.91	+13.7
V IntMoat	MOTI	...	...	...q	36.88	31.74	3	33.50	-1.8
VEckNucl	NLR	1.72e	3.3	...q	54.27	45.37	0	52.66	+7.3
VnEkGlSpin	SPUN	...	...	...q	25.99	19.15		19.70	-18.5
VanEChAMC	CNXT	...	...	...q	37.10	23.86	1	24.93	-27.9
▲VanE Israel	ISRA	.44e	1.3	...q	34.13	28.58	25	34.34	+13.1
▲VanEWMoat	MOAT	.41e	.9	...q	46.89	39.90	126	47.18	+11.1
VanE UncOG	FRAK	.06e	.4	...q	18.24	13.37	4	16.57	+5.8
VnEkSemi	SMH	.58e	.5	...q	114.55	89.46	6183	107.65	+10.1
VnEkRtl]	RTH	1.39e	1.2	...q	112.17	80.41	27	111.28	+21.8
▲VanE Agri	MOO	1.10e	1.7	...q	65.86	58.25	68	66.00	+7.1
VEckOilSvc	OIH	.47e	1.9	...q	29.87	22.73	5271	24.85	-4.6
VnEkRusSC	RSXJ	.81e	2.5	...q	44.21	30.54	2	32.47	-20.8
VEckVcREr	REMX	.50a	2.5	...q	32.97	18.41	56	20.05	-33.4
VEckChina	PEK	1.41e	1.4	...q	54.26	36.20	1	38.34	-20.6
VnEkIndSC	SCIF	.57e	1.2	...q	72.57	46.05	29	47.64	-29.8
VanE Egyp	EGPT	...	...	...q	40.97	27.71	14	30.08	-8.0
VEckPoland	PLND	.29e	1.7	...q	21.80	15.47	2	17.31	-12.4
VanE JrGld	GDXJ	...	...	...q	36.08	25.91	18872	28.56	-16.3
VanE Coal	KOL	.13	.8	...	18.49	14.26	14	15.70	-2.1
VnEk Viet	VNM	.32e	1.9	...q	20.50	14.70	326	16.82	-5.9
VanEBrzSC	BRF	...	...	...q	26.12	15.93	65	16.79	-28.4
VanEIndo	IDX	.25e	1.2	...q	26.90	19.43	2	21.09	-15.1
VanENatRs	HAP	.64e	1.7	...q	39.67	34.74	8	37.65	+1.4
VanE VAfr	AFK	.53e	2.5	...q	27.39	20.48	4	21.54	-13.4
VanE Gam	BJK	1.07e	2.6	...q	50.35	38.77	4	40.91	-12.3
VangLTBd	BLV	3.92e	4.2	...q	95.98	86.51	86	87.20	-8.3
VangIntBd	BIV	2.17a	2.7	...q	85.07	79.91	375	80.34	-4.2
VangSTBd	BSV	1.08e	1.2	...q	79.95	77.83	960	77.96	-1.4
VangTotBd	BND	2.06e	2.3	...q	82.23	78.30	2298	78.55	-3.7
VangExDur	EDV	4.81e	3.3	...q	123.85	107.64	89	109.18	-9.8
VangMegG	MGK	1.33e	1.0	...q	128.32	103.50	129	127.76	+14.8
▲VangMegV	MGV	1.53e	1.9	...q	81.59	71.34	52	81.76	+6.9
VangMega	MGC	1.47e	1.5	...q	96.61	85.55		96.61	+5.3
VanHiDvY	VYM	2.10e	2.4	...q	90.93	79.78	557	89.14	+4.1
VangEMI	VXF	1.13e	.9	...q	125.36	104.73	131	124.27	+11.2
VangGrth	VUG	1.38e	.9	...q	161.40	130.61	576	160.80	+14.3
▲VangLgCp	VV	1.84e	1.4	...q	134.13	114.00	163	134.91	+10.1
VangMidC	VO	1.76e	1.1	...q	166.82	145.21	211	166.43	+7.5
VangSmCp	VB	1.63e	1.0	...q	166.03	137.78	522	164.83	+11.5
VangSCG	VBK	1.19e	.6	...q	190.49	149.00	115	188.15	+17.0
VangSCV	VBR	1.96e	1.4	...q	143.52	123.03	179	142.32	+7.2
▲VangTSM	VTI	2.17e	1.4	...q	150.77	127.69	1714	151.31	+10.2
VangValu	VTV	2.05e	1.8	...q	113.46	98.92	1035	113.09	+6.4
▲VangSP500	VOO	3.81e	1.4	...q	268.05	227.86	3349	269.75	+10.0
VangMCVal	VOE	1.76e	1.5	...q	117.97	104.15	251	115.75	+3.7
VangMCGr	VOT	.82e	.6	...q	143.97	119.63	75	143.03	+12.0
VangREIT	VNQ	3.08e	3.7	...q	86.14	72.05	4308	82.81	-.2
▲VangDivAp	VIG	1.82e	1.6	...q	111.78	93.82	474	112.09	+9.9
VangAllWld	VSS	2.83e	2.5	...q	127.14	109.90	128	113.99	-4.4
VangTotW	VT	1.53e	2.0	...q	78.12	69.99		78.12	+5.2
VangAllW	VEU	1.34e	2.5	...q	58.90	50.21	3368	52.71	-3.7
VangEmg	VWO	1.10e	2.6	...q	50.99	39.47	11635	41.63	-9.3
VangPacif	VPL	1.37e	1.9	...q	77.96	67.42	253	71.04	-2.6
VangEur	VGK	1.71e	3.0	...q	63.60	54.26	2755	57.43	-2.9
VangTEBd	VTEB	.28e	...	...q	51.95	50.36	1096	50.47	-2.3
▲Vang500Gr	VOOG	1.62e	1.0	...q	158.89	127.24	59	158.91	+16.0
Van500Val	VOOV	2.01e	1.8	...q	116.72	102.00	34	114.15	+3.8
VanSC600V	VIOV	1.66e	1.1	...q	150.33	121.59	4	146.96	+11.1
VanSC600G	VIOG	1.13e	.6	...q	179.75	132.00	16	176.19	+20.7
VangSC600	VIOO	1.19e	.7	...q	165.03	129.18	28	162.12	+16.3
VanMC400V	IVOV	1.50e	1.1	...q	131.09	110.00	13	130.50	+7.2
VanMC400G	IVOG	1.16e	.8	...q	147.36	122.99	7	146.29	+9.9
VanMC400	IVOO	1.57e	1.1	...q	138.61	118.70	19	138.21	+8.1
VangFTSE	VEA	1.10e	2.5	...q	47.89	41.57	5951	43.81	-2.3
VangCnD	VCR	2.03e	1.1	...q	181.76	141.83	51	181.38	+16.3
VangCnS	VDC	3.69e	2.6	...q	151.29	126.78	116	143.39	-1.8
VangEngy	VDE	2.37e	2.3	...q	109.79	87.83	120	104.03	+5.1
VangFncl	VFH	.90e	1.2	...q	75.48	62.80	661	72.74	+3.9
▲VanHC Etf	VHT	1.96e	1.1	...q	178.54	148.31	250	179.20	+16.3
VangIndl	VIS	2.25e	1.5	...q	151.28	131.35	69	150.46	+5.7
VangInfT	VGT	1.61e	.8	...q	203.34	148.23	796	201.77	+22.5
VangMat	VAW	2.12e	1.5	...q	144.65	124.99	81	137.44	+.5
VangUtil	VPU	3.41e	2.9	...q	125.54	104.82	113	119.10	+2.2
VangTel	VOX	3.14e	3.6	...q	95.57	81.62	83	86.80	-4.8
VantageEn	VEI	...	...	...					
VarianMed	VAR	...	...	85	130.29	98.34	496	111.68	+.5
VectorGp	VGR	1.60b	11.1	21	22.03	13.90	1728	14.35	-32.7
Vectren	VVC	1.80	2.5	28	71.74	58.00	470	71.40	+9.8
Vectrus	VEC	...	...	13	41.48	26.62	41	31.97	+3.6
VedantaLtd	VEDL	1.20e	9.1	...	21.99	11.58	466	13.12	-37.0
VeevaSys	VEEV	...	...	...cc	107.77	52.17	1663	103.07	+86.5
VenatorM n	VNTR	...	...	...	26.90	9.82	1277	10.23	-53.8
Ventas	VTR	3.16	5.5	16	69.50	46.55	2517	56.97	-5.1
VentasR 43	VTRB	1.36	5.5	...	25.59	24.15	14	24.64	-2.1
Veoneer n	VNE	...	...	...	55.21	41.45		53.89	+26.4
Vereit	VER	.55	7.4	...cc	8.71	6.52	11067	7.46	-4.2
Vereit pf	VERpF	1.68	6.7	...	26.10	24.43	35	25.00	-2.2
Veritiv	VRTV	...	...	...dd	51.00	20.35	50	44.70	+54.7
VerizonCm	VZ	2.41f	4.5	7	55.42	43.97	14375	53.95	+1.9
VerizonC 54	VZA	1.48	5.8	...	27.23	25.39	12	25.62	-2.9
VermilnE g	VET	2.03	...	...	40.59	30.17	197	32.59	-10.3
Verso Cp	VRS	...	...	...	32.46	4.83	244	28.79	+63.9
Versum	VSM	.24f	.7	...	42.74	33.06	489	36.77	-2.9
ViadCorp	VVI	.40	.7	29	62.50	49.20	48	59.70	+7.8
Vicon	VII	...	...	...dd	.76	.17		.21	-48.5
VictSCHiD	CSB	.60e	...	...q	48.80	40.70	2	48.06	+7.7
VinaConc	VCO	.66e	1.6	...	47.99	31.95		42.02	+13.6
VinceHlg rs	VNCE	...	...	5	24.19	3.20	99	14.90	+140.7
Vipshop	VIPS	...	...	6	19.14	5.74	12821	6.55	-44.1
VirnetX	VHC	...	...	...dd	8.75	2.10	264	4.10	+10.8
VirDynCr n	BLHY	...	...	...	25.65	24.24	14	24.53	-1.1
VirShUS n	VESH	...	...	...	24.70	20.86		21.20	-7.2
ZweigTR	ZTR	.97	8.7	...q	14.18	10.74	94	11.14	-16.9
VirtGblMSc	VGI	1.87	14.3	...q	19.46	13.01	54	13.10	-25.1
▲Visa s	V	.84	.6	50	148.82	102.75	7161	149.24	+30.9
VishayInt	VSH	.34	1.6	...cc	26.50	17.15	2129	21.65	+4.3
VishayPrc	VPG	...	...	28	45.00	20.50	51	38.30	+52.3
VistaGold	VGZ	...	...	...dd	.87	.45	51	.51	-27.4
VistaOutd n	VSTO	...	...	...dd	23.71	12.36	324	17.63	+21.0
VistraEn n	VST	...	...	...	24.81	17.10	3276	23.42	+27.8
VitaminSh	VSI	...	...	13	13.95	2.95	916	11.70	+165.9
VivintSolar	VSLR	...	...	14	6.15	2.70	127	5.00	+23.5
VMware	VMW	...	...	41	165.00	107.12	1017	153.00	+22.1
▲VoceraCm	VCRA	...	...	...dd	35.27	22.43	106	34.82	+15.2
VolarisAv	VLRS	...	...	...	12.33	4.87	293	7.98	-.5
VolitionRX	VNRX	...	...	...	4.00	1.44	59	2.28	-22.4
VoltInfoSci	VISI	...	...	...dd	4.90	2.16	38	3.45	-9.2
Vonage	VG	...	...	...dd	14.73	7.79	1928	13.58	+33.5
Vornado	VNO	2.52	3.4	26	80.30	64.14	1061	74.46	-4.8
Vorndo pfK	VNOpK	1.43	5.8	...	25.93	23.64	7	24.60	-2.6
Vorndo pfL	VNOpL	1.35	5.6	...	25.65	22.37	200	24.03	-3.5
Vornad pfM	VNOpM	1.31	5.8	...	25.45	21.57	40	22.48	-10.4
Voxeljet	VJET	...	...	...	6.37	3.07	19	4.12	-9.8
VoyaAsPcD	IAE	1.02	10.7	...q	11.38	9.14	28	9.49	-9.4
VoyaEmHi	IHD	.92	11.6	...q	9.86	7.48	137	7.95	-10.7
VoyaFincl	VOYA	.04	.1	18	55.27	37.93	1730	50.10	+1.3
VoyaGlAdv	IGA	1.12	9.7	...q	11.85	10.54	23	11.53	+.9
VoyaGlbDv	IGD	.91	12.4	...q	8.16	7.00	206	7.35	-5.2
VoyaInfra	IDE	1.46	9.3	...q	17.66	14.25	46	15.75	-6.5
VoyaIntHD	IID	.83	12.8	...q	7.90	6.34	38	6.45	-14.5
VoyaPrRTr	PPR	.29	5.8	...q	5.25	4.93	371	4.96	-2.2
VoyaNatRs	IRR	.81	12.5	...q	7.00	5.75	75	6.45	+3.0
VulcanM	VMC	1.12	1.0	24	141.20	106.10	1484	115.04	-10.4

- W -

Name	Ticker Symbol	Div	Yield	PE	52-week High	52-week Low	Vol 1000s	Last	YTD %Chg
W&T Off	WTI	.40	5.3	13	9.12	2.43	3261	7.59	+129.3
WBI TacGr	WBIA	.03e	.1	...q	26.51	23.38	6	24.98	-.6
WBI TactV	WBIB	.08e	.3	...q	27.48	23.69	10	24.35	-7.6
WBI TacYd	WBIC	.28e	1.2	...q	24.17	21.11	13	23.21	+3.7
WBI TacSel	WBID	.05e	.2	...q	25.62	22.53	6	24.68	+.7
▲WBI LCTG	WBIE	.19e	.7	...q	28.10	23.65	9	28.32	+8.7
▲WBI LCTV	WBIF	.22e	.7	...q	30.96	26.50	8	30.99	+7.2
WBI LCTY	WBIG	.31e	1.1	...q	28.00	23.46	21	27.35	+5.8
WBI LCTS	WBIL	.04e	.1	...q	29.15	24.98	7	28.46	+3.7
WBI PwFact	WBIY	...	...	...	28.05	23.88	13	27.61	+3.8
WBITacRot	WBIR	...	...	...	26.78	24.53	3	25.30	-.6
WBI TacInc	WBII	.26e	1.1	...q	25.61	23.77	16	23.90	-5.8
WBI THiInc	WBIH	.45e	1.9	...q	25.43	23.68	23	23.96	-3.9
WEC Engy	WEC	2.21	3.3	21	70.09	58.48	1624	67.15	+1.1
WEX Inc	WEX	...	...	38	203.50	109.47	334	196.68	+39.3
WNS Hldg	WNS	...	...	26	54.38	35.64	180	50.97	+27.0
WP Carey	WPC	4.10f	6.2	18	72.41	59.23	361	66.00	-4.2
WPP plc	WPP	3.91e	5.2	...	103.53	73.05	158	75.19	-17.0
WPX Engy	WPX	...	...	...dd	19.78	9.90	4830	18.42	+30.9
WPX pfA	WPXp	1.56	2.0	...	81.68	47.21		76.25	+23.3
Wabash	WNC	.30	1.6	14	26.54	17.47	395	19.12	-11.9
WABCO	WBC	...	...	16	162.20	110.50	422	120.27	-16.2
Wabtec	WAB	.48	.5	33	115.40	69.75	716	105.36	+29.4
WaddellR	WDR	1.00	4.7	14	23.82	17.53	937	21.27	-4.8
WageWrks	WAGE	...	...	24	65.80	38.40	648	41.75	-32.7
WalMart	WMT	2.08f	2.2	23	109.98	77.50	5256	95.75	-3.0
WalkerDun	WD	...	...	8	61.44	42.66	168	54.20	+14.1
WarrMet n	HCC	.20	...	...	31.65	11.22	622	26.41	+34.0
WashPrGp	WPG	1.00	13.7	20	8.87	5.40	2120	7.29	+2.4
WashPr pfH	WPGpH	1.88	8.2	...	25.50	20.05	14	22.95	-6.7
WashPr pfI	WPGpI	1.72	8.2	...	25.84	19.11	14	21.00	-15.2
WREIT	WRE	1.20	3.9	30	33.75	24.92	247	30.85	-.9
WasteCon s	WCN	.56	...	43	81.36	65.06	547	79.85	+12.6
WsteMInc	WM	1.85	2.0	20	92.85	75.86	1152	91.72	+6.3
Waters	WAT	...	...	30	220.20	177.58	623	197.29	+2.1
Watsco	WSO	5.80	3.2	33	192.94	153.36	189	179.21	+5.4
WatscoB	WSO/B	5.00f	2.8	37	192.75	157.05	0	181.00	+7.1
WattsWtr	WTS	.84	1.0	28	93.35	64.55	58	82.15	+8.2
Wayfair	W	...	...	...dd	151.20	55.33	1137	137.61	+71.4
WeathfIntl	WFT	...	...	...dd	4.72	2.07	12142	2.57	-38.4
WebsterFn	WBS	1.32	2.1	20	69.63	48.04	556	62.10	+10.6
WbstFn pfF	WBSpF	...	...	...					
WtWatch	WTW	...	...	49	105.73	40.93	1466	70.84	+60.0
WeinRlt	WRI	1.58	5.3	10	33.83	25.67	586	29.72	-9.6
WeisMk	WMK	1.20	2.7	21	57.82	31.26	53	44.76	+8.1
Welbilt	WBT	...	...	...	23.85	18.34	764	21.91	-6.8
Wellcare	WCG	...	...	35	315.65	162.25	905	302.19	+50.3
WellsF pfJ	WFCpJ	2.00	7.9	...	26.67	25.46		25.18	-1.8
WellsF pfL	WFCpL	75.00	5.9	...	1358.99	1253.00	178	1266.50	-3.3
WellsF pfN	WFCpN	1.30	5.3	...	25.43	23.51	39	24.37	-2.9
WellsF pfO	WFCpO	1.28	5.3	...	25.36	23.40	48	24.31	-3.2
WellsF pfP	WFCpP	1.31	5.3	...	25.48	23.69	27	24.58	-2.4
WellsF pfQ	WFCpQ	1.46	5.7	...	27.89	25.17	93	25.56	-5.3
WellsF pfR	WFCpR	1.66	6.0	...	29.34	26.87	31	27.54	-3.8
WellsF pfT	WFCpT	1.50	5.8	...	26.78	25.09	45	25.67	-2.9
WellsFargo	WFC	1.72f	3.1	13	66.31	50.26	20284	55.55	-8.4
WellsF wt	WFC/WS	...	...	...	30.82	18.09		30.65	+11.5
WellsF pfY	WFCpY	...	...	...	26.50	24.33	69	24.92	-3.9
WellsF pfX	WFCpX	...	...	...	26.16	24.15	60	24.80	-2.9
WellsF pfW	WFCpW	...	...	...	26.65	24.32	59	25.06	-3.6
WellsF pfV	WFCpV	...	...	...	26.82	25.00	21	25.70	-4.1
EvgGlbDiv	EOD	.54m	9.9	...q	6.34	5.40	73	5.43	-8.4
WFAdvInco	EAD	.82	10.1	...q	8.77	7.80	132	8.07	-3.9
WFAdMSec	ERC	1.16	9.4	...q	13.49	12.24	120	12.34	-5.5
WFREI pf	WFEpA	1.59	6.1	...	27.35	25.20	8	25.94	-2.1
WFAdUtlHi	ERH	.90	7.2	...q	13.50	9.51	23	12.44	-5.8
Welltower	WELL	1.68e	2.6	15	74.71	49.58	2466	65.57	+2.8
Welltwr pfI	HCNpI	3.25	5.3	...	67.00	54.50	52	61.77	+3.2
WescoAir	WAIR	...	...	15	14.23	6.05	278	11.10	+50.0
Wesco Intl	WCC	...	...	19	69.35	54.30	283	62.40	-8.4
▲WestPhrm	WST	.56	.5	51	121.14	82.74	504	120.10	+21.7
WstnAlliB	WAL	...	...	17	64.06	47.48	890	59.55	+5.2
WstnAll56	WALA	1.56	6.2	...	26.70	25.15	8	25.30	-3.5
WstACpLn	TLI	.87	8.7	...q	10.95	9.93	37	10.00	-4.9
WAstEMkt	EMD	.84	6.2	...q	16.16	13.10	170	13.49	-13.2
▼WsADefOp	GDO	1.36	8.4	...q	18.58	16.22	57	16.27	-9.6
WAstGlbHi	EHI	1.16	12.7	...q	10.40	9.03	134	9.11	-10.9
WstAstHI2	HIX	.80	13.9	...q	7.28	5.97	217	6.32	-9.3
WAHiInOp	HIO	.43	8.8	...q	5.19	4.73	160	4.82	-4.9
WAstHYOp	HYI	1.32	9.1	...q	15.73	14.22	45	14.43	-4.6
WstnAsst	PAI	.69	5.1	...q	17.37	13.32	26	13.56	-14.3
▼WstnAsInt	SBI	.48	5.7	...q	9.92	8.36	107	8.35	-10.3
WAstDefOp	IGI	1.20	5.9	...q	23.67	19.56	19	20.28	-11.3
▼WAMgdMu	MMU	.78	6.4	...q	14.60	12.18	111	12.19	-13.4
WstAstMtg	WMC	1.24e	11.0	11	11.38	8.54	191	11.31	+13.7
WAMtDOp	DMO	2.82a	12.5	...q	26.75	21.50	29	22.55	-8.6
WA MunDef	MTT	1.01a	4.9	...q	23.14	20.45	25	20.77	-.6
WstAMunHi	MHF	.34	4.7	...q	8.05	7.08	45	7.15	-3.4
WAMunPrt	MNP	.87	6.3	...q	16.02	13.79	40	13.81	-9.3
WAstBdF	WEA	1.08	8.6	...q	14.24	12.50	12	12.58	-8.9
WstAVari	GFY	.93	5.7	...q	17.79	16.21	1	16.30	-6.2
WAstInfSc	WIA	.38	3.4	...q	12.10	11.20	56	11.33	-3.9
WAstInfOpp	WIW	.40	3.7	...q	11.75	10.92	78	10.93	-4.3
WstC&G gs	WRN	...	...	...	1.33	.62	85	.69	-31.8
WstnGasEq	WGP	2.19f	6.7	20	42.92	31.63	158	32.82	-11.7
WstnGasPt	WES	3.80f	8.3	37	54.40	40.44	1973	45.84	-4.7
WstnRef wi	WNR	...	...	...					
WstnUnion	WU	.76	4.1	10	22.21	18.38	3991	18.72	-1.5
WestlkChm	WLK	1.59f	1.8	9	124.30	79.65	1036	86.26	-19.0
WestlkCLP	WLKP	1.63f	6.5	17	27.75	21.10	13	25.00	+.2
WestmRs s	WMLP	.46m	23.7	...dd	5.58	.98	15	1.95	-30.1
WestpacBk	WBK	1.52e	7.4	...	26.38	19.45	203	20.55	-15.7
WestRck	WRK	1.72	3.0	17	71.55	52.78	1252	56.84	-10.1
WestwdH	WHG	2.72	5.2	11	71.00	51.25	29	52.38	-20.9
Weyerhsr	WY	1.36	4.0	30	38.39	32.93	3835	33.69	-4.5
WheatPr g	WPM	.28e	...	22	22.87	15.18	4053	17.01	-23.1
Whrlpl	WHR	4.60	3.7	...dd	190.73	121.12	954	122.99	-27.1
WhtMtIns	WTM	1.00	.1	77	980.89	786.23	19	962.74	+13.1
WhiteWB wi	WWAV/B/WI	...	...	...					
WhitestnR	WSR	1.14	8.4	34	15.15	10.06	177	13.60	-5.6
WhitngPet rs	WLL	...	...	...dd	56.47	18.56	1851	47.67	+80.0
WidOpW n	WOW	...	...	...	15.73	6.03	212	11.62	+9.9
WidePoint	WYY	...	...	...dd	.73	.40	156	.46	-28.6
WildhRs n	WRD	...	...	97	29.67	11.31	1229	21.31	+15.8
WileyJA	JW/A	1.20	2.1	16	71.75	51.90	295	58.40	-11.2
WileyJB	JW/B	1.20	2.1	15	71.40	52.74	0	58.20	-11.4
▼WLyonHm	**WLH**	**...**	**...**	**9**	**32.95**	**17.58**	**2301**	**17.20**	-40.9
WmsCos	WMB	1.36	4.8	11	33.67	24.00	10805	28.25	-7.3
WmsSon	WSM	1.72	2.6	21	73.99	44.01	1272	66.49	+28.6
Winnbgo	WGO	.40	1.1	11	58.65	34.30	1097	36.50	-34.4
Wipro s	WIT	.03e	.6	...	5.99	4.50	1197	5.33	-2.6
WirelessT	WTT	...	...	...dd	2.64	1.41	68	1.95	-19.8
WT IntQua	IQDG	...	...	...	32.75	29.10	0	30.20	-1.6
WT ST HiYl	SFHY	...	...	...	51.40	48.47	1	50.50	+3.0
WT ShTr n	SFIG	...	...	...	49.77	48.54		48.92	-.8
WT HiYld n	WHFY	...	...	...	52.27	48.72		49.95	-.8
WT Corp n	WFIG	...	...	...	50.07	47.25	0	47.71	-4.5
WT EmMDv	DVEM	...	...	...	36.70	30.28	1	31.67	-4.6
WT G exMx	XMX	...	...	...	31.68	28.10		30.69	+3.6
WT DyCEu	DDEZ	...	...	...	33.88	29.02		30.07	-4.5
WT DyInEq	DDWM	...	...	...	32.00	28.55	18	29.74	-2.6
WT DyInSm	DDLS	...	...	...	34.74	30.34	3	32.06	-4.3
WT DynCJp	DDJP	...	...	...	31.29	27.94		28.92	-3.2
WTBearEq	DYB	...	...	...q	26.88	24.72	0	26.49	+1.6
WT LgSEq	DYLS	...	...	...q	35.94	30.25	25	35.77	+9.8
WT EuLoc	EZR	...	...	...	34.19	26.35	0	27.41	-11.9
WT GlExUS	HDRW	...	...	...	29.34	26.12		27.52	-1.6
WT SCDiv	HGSD	...	...	...q	26.82	24.40	2	26.77	+2.1
WT GlSmC	GSD	...	...	...	35.24	30.70	0	33.05	-.1
WTWkDUSE	USWD	...	...	...q	34.04	30.15		32.50	+2.5
WT StrDl n	EMSD	...	...	...	29.79	27.19		28.46	+1.8
WT DomE n	WUSA	...	...	...	33.00	28.71		31.10	-1.2
WT JpnHCr	DXJH	4.10e	.6	...q	38.12	33.77		37.83	+2.7
WTUSEnYd	AGGY	1.44	3.0	...q	55.58	48.18	73	48.34	-4.7
WTxUSDiv	DXUS	.04e	...	...q	28.05	25.53		26.19	-2.6
WTEurSmC	EUSC	.53e	...	...q	32.83	29.72	27	30.94	-.5
WT PutStr	PUTW	...	...	...	30.75	26.65	23	30.72	+5.7
WT EMexSt	XSOE	.77e	2.7	...q	35.10	27.15	25	28.62	-10.1
WT JpDvG	JHDG	...	...	...q	30.34	26.52	1	28.61	-1.2
WTIntHDv	IHDG	.70e	1.4	...q	33.04	29.39	45	32.26	+1.8
WT EurDiv	EUDG	.51e	1.9	...q	28.46	25.24	144	26.24	-2.7
WTFltRtTr	USFR	...	...	...q	27.90	24.99	268	25.12	+.5
WT EurHdg	HEDJ	3.51e	2.3	...q	67.62	60.26	578	63.89	+.3
WT AsiaDb	ALD	1.02	2.4	...q	46.97	42.43	0	43.07	-5.8
WTEmLDbt	ELD	1.74	5.3	...q	40.08	31.66	9	32.80	-14.7
WT GlRlR n	RRF	...	...	...				40.35	
WisDynCu n	DHDG	...	...	...	26.16	23.84	0	24.98	-.3
WisYldEn n	SHAG	...	...	...	52.53	48.66	4	48.85	-1.8
Wis US Mul	USMF	...	...	...	31.12	26.09	15	30.74	+10.6
GrnHCmdty	GCC	...	...	...q	19.89	17.35	28	17.98	-6.5
WT Diefa	DWM	.74e	1.4	...q	59.63	51.32	70	54.03	-3.1
WT DefaEq	DTH	1.75e	4.1	...q	47.40	40.40	37	42.54	-4.2
WTDv exF	DTN	2.48e	2.7	...q	92.93	82.01	7	92.05	+4.1
WTEurEq	DEW	1.75e	3.7	...q	51.17	45.27	2	47.44	-2.2
WTEurSC	DFE	1.48e	2.2	...q	75.61	61.79	39	65.97	-6.5
WT EqInco	DHS	2.10e	2.9	...q	75.26	66.21	12	73.20	+.5
WTIntD exF	DOO	2.01e	4.7	...q	46.39	40.79	10	42.71	-1.6
WT IntLC	DOL	1.69e	3.5	...q	54.18	46.55	15	48.96	-3.3
WTIntMC	DIM	1.53e	2.3	...q	73.72	63.02	6	66.93	-3.0
WTIntSC	DLS	1.16e	1.6	...q	81.62	68.79	51	72.62	-5.4
WTGxUSDv	DNL	.99e	1.7	...q	62.84	55.85	8	58.33	-1.5
WTJpnSC	DFJ	1.26e	1.6	...q	85.64	72.95	118	76.78	-4.5
WTJpHedg	DXJ	1.37e	2.4	...q	62.78	52.69	1719	57.19	-3.6
WT LCD	DLN	1.84e	1.9	...q	97.25	85.86	30	96.72	+5.0
WT MCD s	DON	...	...	...q	37.56	32.65	432	37.34	+5.8
WTAustDiv	AUSE	1.46e	2.6	...q	61.99	54.10	1	56.18	-5.6
WTAsiaPxJ	AXJL	2.22e	3.2	...q	75.33	65.32	17	68.47	-2.5
WT SC s	DES	...	...	...q	30.76	26.45	111	30.25	+4.1
▲WT TotDv	DTD	2.05e	2.1	...q	97.46	86.50	27	97.52	+4.9
WT MgdFut	WDTI	...	...	...q	41.50	38.54	19	40.45	+2.1
WT EmCur	CEW	...	...	...q	20.09	17.63	5	18.14	-6.6
WTChiYuan	CYB	...	...	...q	26.90	24.78		26.78	+2.7
WTBrzReal	BZF	...	...	...q	19.18	18.05		18.90	+3.8
WTESCDv	DGS	1.29e	2.8	...q	57.04	44.75	91	46.55	-10.7
WT EmEq	DEM	1.80e	4.1	...q	50.31	41.82	138	44.00	-3.0
WTGxUSRe	DRW	1.22e	4.0	...q	34.85	29.10	44	30.21	-7.2
WT JpCapG	DXJC	3.43e	2.0	...q	31.10	26.04		26.91	-7.2
WT India	EPI	.22e	.8	...q	29.52	24.49	1449	26.06	-6.4
WT JpHFn	DXJF	3.48e	1.1	...q	27.59	22.74	12	25.18	-3.0
WTUSDBull	USDU	1.78e	...	...q	27.08	24.78	28	26.53	+2.5

Nasdaq

- A -

Name	Ticker Symbol	Div	Yield	PE	52-week High	52-week Low	Vol 1000s	Last	YTD %Chg
:A-MarkPM	AMRK	.32	2.4	73	17.23	10.39	3	13.23	-9.7
AAON	AAON	.32f	.8	51	43.30	29.05	112	40.25	+9.7
AC Immun n	ACIU	...	...	...	17.40	7.57	59	8.44	-34.1
ACI Wwde	ACIW	...	...	...cc	28.98	20.23	309	28.51	+25.8
ACM Rsc n	ACMR	...	...	...	15.60	4.74	14	12.26	+133.5
ACNB Cp	ACNB	.92	2.3	22	41.45	26.80	13	39.85	+34.9
AGNC Inv	AGNC	2.16	11.5	5	21.94	17.84	4544	18.77	-7.0
AGNC pfB	AGNCB	1.94	7.5	...	26.87	25.28	11	25.90	+.2
AGNC pfC	AGNCN	1.75	6.6	...	26.79	24.95	15	26.41	+2.7
ALJ Reg n	ALJJ	...	...	...	3.75	1.42	6	1.77	-43.8
AMAG Ph	AMAG	...	...	...dd	26.10	11.93	936	20.90	+57.7
AMC Net	AMCX	...	...	12	69.02	46.89	542	64.52	+19.3
ANGI Hme	ANGI	...	...	...	23.95	10.24	1129	23.11	+120.9
ANI Ph h	ANIP	...	...	22	74.70	49.25	72	54.32	-15.7
ARC Grp	ARCW	...	...	...dd	2.95	1.80	14	1.90	-9.5
ARCAbio rs	ABIO	...	...	...dd	2.00	.45	84	.52	-61.2
ASLAN n	ASLN	...	...	...dd	10.44	5.08	2	7.66	+36.5
ASML Hld	ASML	1.71e	.9	37	221.66	160.95	560	191.49	+10.2
ASV Hld n	ASV	...	...	...	10.80	4.75	18	5.56	-45.2
ATA Inc	**ATAI**	**...**	**...**	**...**	**3.37**	**.40**	**553**	**1.12**	+146.7
ATN Intl	ATNI	.68	.9	...dd	75.94	49.34	50	72.63	+31.4
AV Homes	AVHI	...	...	6	22.03	15.55	412	21.45	+28.8
AXT Inc	AXTI	...	...	20	10.75	5.80	288	7.25	-16.7
AbeonaTh	ABEO	...	...	...dd	22.75	10.50	324	14.00	-11.7
Abeona wt	ABEOW	...	...	...	17.56	9.25		9.55	-17.7
Ability rs	**ABIL**	**...**	**...**	**...**	**14.55**	**2.14**	**134**	**3.68**	-16.4
Abiomed	ABMD	...	...	...cc	450.93	155.57	477	381.98	+103.8
Abraxas	AXAS	...	...	...	3.27	1.66	894	2.35	-4.5
AcaciaC n	ACIA	...	...	...dd	50.08	24.72	403	40.22	+11.0
AcaciaTc	ACTG	.50	15.6	...dd	5.50	3.05	132	3.20	-21.0
AcadiaHlt	ACHC	...	...	16	48.35	26.92	1505	36.00	+10.3
AcadiaPh	**ACAD**	**...**	**...**	**...dd**	**41.20**	**12.77**	**15043**	**19.11**	-36.5
Acasti g rs	ACST	...	...	...dd	3.36	.43	85	.57	-39.9
AccelrDiag	AXDX	...	...	...dd	30.35	16.75	112	22.15	-15.5
▲Acceleron	XLRN	...	...	...dd	56.76	32.53	879	58.47	+37.8
AccessNt	ANCX	.64f	2.3	24	30.99	25.07	29	27.95	+.4
Accuray	ARAY	...	...	...dd	6.15	3.20	818	3.90	-9.3
AcelRx	ACRX	...	...	...dd	5.75	1.55	387	3.70	+82.7
AcerTh rs	ACER	...	...	...	34.10	8.55	104	30.88	+123.0
AcetoCorp	ACET	.04	1.3	...dd	11.98	2.22	138	2.99	-71.1
Achaogen	**AKAO**	**...**	**...**	**...dd**	**17.18**	**4.06**	**732**	**4.31**	-59.9
AchvLfS rs	ACHV	...	...	...dd	38.45	2.40	466	2.56	-80.9
Achillion	**ACHN**	**...**	**...**	**...dd**	**4.82**	**2.33**	**1383**	**3.54**	+22.9
AclarisTh n	ACRS	...	...	...dd	28.62	14.12	134	15.43	-37.4
AcordaTh	ACOR	...	...	34	36.35	15.60	452	18.15	-15.4
ActivsBliz	ATVI	.34f	.4	46	82.03	57.29	4389	80.65	+27.4
▲Acxiom	ACXM	...	...	99	49.40	18.60	3072	50.27	+82.4
AdamasPh	ADMS	...	...	...dd	44.00	17.68	788	19.68	-41.9
AdamisPh	ADMP	...	...	...dd	5.85	2.20	434	3.05	-30.7
Adaptim n	ADAP	...	...	...	14.63	6.60	309	11.97	+79.2
AddusHmC	ADUS	...	...	52	72.55	30.95	92	70.20	+101.7
ADDvtgTch	AEY	...	...	...dd	2.33	1.21	39	1.39	-5.4
AdestoTc n	IOTS	...	...	...dd	10.80	4.70	279	6.30	-2.3
AdialPh n	ADIL	...	...	...	4.40	2.51	12	2.94	-27.4
AdmaBio	ADMA	...	...	...dd	6.96	2.01	130	6.57	+104.7
AdobeSy	ADBE	...	...	55	277.61	143.95	2551	266.34	+52.0
Adomani n	**ADOM**	**...**	**...**	**...**	**8.48**	**.45**	**511**	**.69**	-84.4
Adtran	ADTN	.36	1.9	...dd	25.10	13.95	182	18.50	-4.4
AduroBio n	ADRO	...	...	...dd	11.55	5.10	559	6.30	-16.0
AdvEmis n	ADES	1.00	8.5	2	12.20	7.00	44	11.80	+22.2
AdvEnId	AEIS	...	...	14	95.00	51.94	600	52.79	-21.8
AdvMatls	CDTI	...	...	...dd	2.59	1.09		1.17	-25.8
AMD	AMD	...	...	...cc	34.14	9.04	122557	31.18	+203.3
Advaxis wt	ADXSW	...	...	...	2.91	.62		.87	-13.3
Advaxis	ADXS	...	...	...dd	5.20	.78	792	.82	-71.0
AdverumBi	ADVM	...	...	...dd	8.59	2.85	965	5.75	+64.3
▼AdS Shrt n	DWSH	...	...	...	25.59	24.53	0	24.33	-2.8
AdS Micr n	DWMC	...	...	...	26.52	23.69	0	24.84	+.6
AdvS Vice n	ACT	...	...	...	29.50	24.23	49	27.29	+4.1
Aegion	AEGN	...	...	21	28.19	19.81	66	24.56	-3.4
AegleaBio n	AGLE	...	...	...dd	12.00	3.75	168	8.73	+61.4
AehrTest h	AEHR	...	...	...	4.10	2.12	21	2.50	-7.7
Aemetis	AMTX	...	...	...dd	3.12	.45	27	1.07	+94.5
AeriePhm	AERI	...	...	...dd	74.75	47.05	458	58.35	-2.3
AeroViron	**AVAV**	**...**	**...**	**50**	**121.32**	**41.53**	**800**	**108.24**	+92.7
AEtern g rs	**AEZS**	**...**	**...**	**...dd**	**3.25**	**1.12**	**135**	**1.74**	-26.3
Aethlon rs	**AEMD**	**...**	**...**	**...dd**	**2.12**	**.79**	**180**	**1.19**	+5.3
AeviGeno	GNMX	...	...	...dd	2.65	.83	78	1.35	+12.5
AffimedNV	**AFMD**	**...**	**...**	**...dd**	**7.35**	**1.15**	**1606**	**4.35**	+234.6
Agenus	**AGEN**	**...**	**...**	**...dd**	**6.19**	**1.55**	**1381**	**2.10**	-35.6
AgileThr h	**AGRX**	**...**	**...**	**...dd**	**5.40**	**.23**	**1027**	**.36**	-86.8
Agilysys	AGYS	...	...	...dd	16.87	10.42	75	16.29	+32.7
AgiosPhm	AGIO	...	...	...dd	99.82	51.62	211	73.97	+29.4
AgroFresh	AGFS	...	...	15	8.75	4.94	134	6.75	-8.8
AgroFr wt	AGFSW	...	...	...	.63	.13		.50	+22.0
AileronT n	**ALRN**	**...**	**...**	**...**	**15.48**	**1.98**	**80**	**3.20**	-69.6
Aimmune n	AIMT	...	...	...dd	42.00	23.00	354	27.26	-27.9
AirT Inc	AIRT	...	...	...dd	35.74	16.90	1	32.80	+32.8
AirTrnsp	ATSG	...	...	53	27.67	19.17	282	22.34	-3.5
AirMedia	AMCN	...	...	...dd	2.80	.38	165	.40	-65.3
▲Airgain n	AIRG	...	...	54	13.41	7.31	41	13.57	+50.9
AkamaiT	AKAM	...	...	67	83.08	46.97	1111	74.17	+14.0
AkariTh rs	AKTX	...	...	...	11.95	1.70	92	2.09	-51.7
AkceaTh n	**AKCA**	**...**	**...**	**...**	**40.75**	**15.20**	**270**	**28.92**	+66.6
AkebiaTher	**AKBA**	**...**	**...**	**...dd**	**20.25**	**7.32**	**476**	**8.33**	-44.0
AkersBios	AKER	...	...	...dd	1.82	.12	1987	.25	+86.6
Akorn Inc	AKRX	...	...	38	33.63	10.76	1301	13.22	-59.0
Akoustis n	AKTS	...	...	...	9.50	4.86	109	8.35	+34.0
Alarm.cm n	ALRM	...	...	57	59.05	33.39	785	57.13	+51.3
AlaskCom	ALSK	...	...	12	2.91	1.39	56	1.68	-37.3
Albireo	ALBO	...	...	...	39.87	20.25	25	32.70	+27.7
Alcentra h	ABDC	.72	11.5	...dd	11.24	5.75	45	6.27	-25.3
AlderBioPh	ALDR	...	...	...dd	20.87	9.55	990	16.30	+42.4
AldeyraTh	**ALDX**	**...**	**...**	**...**	**9.55**	**5.55**	**260**	**8.50**	+25.0
Alexion lf	ALXN	...	...	48	146.98	102.10	948	124.61	+4.2
Alico	ALCO	.24	.7	...dd	34.80	25.55	32	33.30	+12.9
AlignTech	ALGN	...	...	...cc	393.98	180.31	594	379.84	+71.0
AlimerSc h	ALIM	...	...	...dd	1.46	.74	43	1.08	-18.8
Alkermes	ALKS	...	...	...dd	71.22	38.23	662	41.11	-24.9
Allakos n	ALLK	...	...	...	49.11	26.00	241	45.04	+44.1
AllgnceBc n	ABTX	...	...	31	46.85	34.00	33	45.00	+19.5
AllegiantT	ALGT	2.80	2.2	10	181.45	117.30	128	127.05	-17.9
AllegMrg n	ALGR	...	...	...	9.60	9.02	155	9.56	+.2
AllegMr wt	ALGRW	...	...	...					
AllegrM rt	**ALGRR**	**...**	**...**	**...**	**.45**	**.34**	**101**	**.37**	
AllegMrg un	ALGRU	...	...	...	10.30	10.04	54	10.27	+2.3
AllenaPh n	ALNA	...	...	...	17.56	6.13	71	11.42	+13.5
All MMA n	AMMA	...	...	...	3.07	.15	138	.29	-75.4
AllnceRes	ARLP	2.08f	10.7	5	21.90	15.55	401	19.35	-1.8
AldHlPrd rs	**AHPI**	**...**	**...**	**...dd**	**5.25**	**1.72**	**1**	**2.30**	+10.2
AlliedMot	AMOT	.12	.2	48	51.80	24.43	16	49.87	+50.7
Alliqua rs	ALQA	...	...	...dd	4.50	1.58	3	2.40	+32.6
AllotComm	ALLT	...	...	...dd	6.55	4.74	70	6.23	+16.9
AllscriptH	MDRX	...	...	...dd	16.13	10.78	1108	14.37	-1.2
AlnylamP	ALNY	...	...	...dd	153.99	74.50	521	95.21	-25.1
AlphaOmg	AOSL	...	...	11	18.72	11.95	89	12.20	-25.4
Alphabet C	GOOG	...	...	33	1273.89	909.70	1210	1186.87	+13.4
Alphabet A	GOOGL	...	...	36	1291.44	924.51	1459	1191.57	+13.1
Alphatc rs	ATEC	...	...	...	4.27	1.96	171	3.21	+20.7
AlpImmu n	ALPN	...	...	...dd	12.87	5.28	12	6.45	-42.4
AlpsRtSec n	SWIN	...	...	...	33.55	27.66	0	32.90	+10.6
AltaMesa n	AMR	...	...	...dd	10.79	4.04	826	4.55	-54.1
AltaMsa wt	AMRW	...	...	...	2.50	1.28		2.02	+35.2
Altaba	AABA	...	...	...cc	82.45	62.80	6840	68.35	-2.1
Altair A n	ALTR	...	...	...dd	43.06	16.55	416	39.96	+67.1
Altisrce n	ASPS	...	...	2	37.86	23.18	45	34.21	+22.2
AltraIndlM	AIMC	.68	1.6	25	53.70	37.80		43.00	-14.7
AmTrstFn	AFSI	.34	2.3	15	14.75	8.80	475	14.61	+45.1
AmalBk n	AMAL	...	...	...	19.62	16.00	207	18.10	+9.7
Amarin	AMRN	...	...	...	4.60	2.35	3002	2.93	-26.9
Amazon	AMZN	...	...	...cc	2050.50	931.75	3101	1944.30	+66.3
AmbacF wt	AMBCW	...	...	...	9.06	5.04		5.76	+.3
AmbacFin	AMBC	...	...	9	23.34	13.17	477	21.58	+35.0
Ambarella	AMBA	...	...	...cc	66.23	34.33	874	37.73	-35.8
Amdocs	DOX	1.00	1.5	18	71.72	61.00	608	66.15	+1.0
▼Amedica rs	**AMDA**	**...**	**...**	**...**	**6.94**	**.25**	**1795**	**.24**	-92.7
Amedisys	AMED	...	...	69	126.30	45.60	215	119.56	+126.8
AMERCO	UHAL	1.50e	...	18	400.99	317.43	46	357.99	-5.3
AmeriHld n	AMRH	...	...	...	13.50	.70	64	1.47	-52.6
AmerHl wt	AMRHW	...	...	...	7.58	.25		.84	+9.8
AFMulti	ATAX	.50	8.7	20	6.50	5.25	100	5.78	-4.5
AmCarM	CRMT	...	...	16	89.85	39.58	54	80.50	+80.3
AmAirlines	AAL	.40	1.0	7	59.08	35.64	6864	41.89	-19.5
AmElTech	**AETI**	**...**	**...**	**...dd**	**2.53**	**.62**	**627**	**.84**	-43.9
▲AmFinTr n	AFIN	.04p	...	...	18.22	13.15	1413	17.76	+18.4
AmerNtl	AMNB	1.00	2.5	16	43.00	34.95	18	39.50	+3.1
AmNatIns	ANAT	3.28	2.5	22	134.03	112.89	31	132.40	+3.2
AmOutBr	AOBC	...	...	42	16.90	8.32	694	15.71	+22.4
AmPubEd	APEI	...	...	24	46.15	18.55	59	32.65	+30.3
AmRailcar	ARII	1.60	3.4	6	47.77	34.76	52	46.44	+11.5
AmrRvr	AMRB	.20	1.3	28	17.50	12.21	0	15.35	+.7
ASoft lf	AMSWA	.44	3.8	34	18.94	10.59	98	11.61	-.2
AmSupr rs	**AMSC**	**...**	**...**	**...dd**	**8.03**	**3.06**	**168**	**7.33**	+101.9
AWoodmk	AMWD	...	...	23	148.44	80.10	125	83.55	-35.9
AmerisBc	ABCB	.40	.8	19	59.05	43.35	922	49.15	+2.0
Amerisafe	AMSF	.88	1.4	25	67.82	52.00	45	63.50	+3.1
AmrSvFin	ASRV	.08f	1.8	...	4.55	3.85	13	4.38	+5.4
AmSvFn pf	ASRVP	2.11	7.5	...	33.90	26.50	2	28.16	-2.9
AmesNatl	ATLO	.92f	3.4	17	32.15	26.00	73	27.10	-2.7
▲Amgen	AMGN	5.28	2.6	18	204.42	163.31	2187	205.10	+17.9

Continued on **next page**

Continued from **previous page**

Nasdaq

Name	Ticker Symbol	Div	Yield	PE	52-week High	52-week Low	Vol 1000s	Last	YTD %Chg
AmicusTh	**FOLD**	...	...	...	**17.62**	**11.57**	**6579**	**12.62**	-12.3
AmkorTch	AMKR	...	...	7	11.88	7.30	786	7.84	-22.0
Amphastar	AMPH	...	...	...	20.45	14.40	124	19.06	-.9
AmpOnRt ef	IBUY	...	...	...	54.55	35.84	119	51.99	+27.2
AmtechSys	**ASYS**	...	...	...	**15.45**	**4.56**	**197**	**5.94**	-41.0
Amyris rs	**AMRS**	...	...	...dd	**9.22**	**2.82**	**1407**	**7.97**	+112.5
AnalogDev	ADI	1.92	2.0	25	103.59	80.95	3433	95.10	+6.8
Anaptys n	ANAB	...	...	...	134.00	32.16	351	92.30	-8.4
Anavex rs	AVXL	...	...	...dd	5.15	1.85	236	2.57	-20.2
AnchBcWA	ANCB	...	...	19	30.05	24.00	8	27.85	+12.3
Andersons	ANDE	.66	1.7	31	41.70	29.60	89	38.95	+25.0
AngioDyn	ANGO	...	...	...	24.24	15.16	184	23.42	+40.8
AnikaTh	ANIK	...	...	20	69.81	28.54	151	40.85	-24.2
Ansys	ANSS	...	...	52	190.45	119.20	616	183.75	+24.5
AntaresP	ATRS	...	...	...dd	4.09	1.58	712	3.37	+69.3
Apellis n	**APLS**	...	...	...	**32.00**	**12.45**	**437**	**19.97**	-8.0
ApogeeE	APOG	.63	1.5	15	51.33	37.24	354	42.21	-7.7
ApollEnd rs	APEN	...	...	...	9.65	3.75	66	7.15	+27.7
ApolloInv	AINV	.60	10.7	...	6.20	5.18	1131	5.61	-.9
ApolMed n	**AMEH**	...	...	...	**30.00**	**10.00**	**260**	**17.21**	-28.3
AppFolio n	APPF	...	...	...cc	91.49	37.56	216	82.75	+99.4
Appian A n	APPN	...	...	...	43.61	19.62	355	35.63	+13.2
Apple Inc	AAPL	2.92	1.3	26	229.67	149.16	26380	220.03	+30.0
ApplRecy h	ARCI	...	...	...dd	1.68	.59	114	1.12	+7.7
AplDNA wt	APDNW	...	...	...	1.04	.21		.37	+1.9
ApldDNA	**APDN**	...	...	...dd	**3.45**	**1.10**	**374**	**1.39**	-12.6
AppGenTc	AGTC	...	...	...dd	5.75	3.25	113	4.40	+22.2
ApldMatl	AMAT	.80	2.0	11	62.40	37.39	12225	39.39	-22.9
ApldOptoel	**AAOI**	...	...	20	**71.29**	**22.54**	**1434**	**32.87**	-13.1
Approach	AREX	...	...	9	4.21	1.96	140	2.07	-30.1
Apptio n	APTI	...	...	...	41.36	16.98	458	39.07	+66.1
ApricusB rs	APRI	...	...	...dd	3.34	.25	272	.29	-84.2
AptevoTh n	APVO	...	...	...	6.35	1.91	57	5.11	+20.5
Aptinyx n	APTX	...	...	...	32.25	17.35	161	27.43	+35.8
AptoseB g	APTO	...	...	...dd	4.55	1.30	126	2.59	+15.6
AquaMetal h	AQMS	...	...	...dd	8.17	1.42	247	2.59	+21.6
AquaB Tc n	AQB	...	...	...dd	9.99	2.25	52	2.69	-23.6
AquestTh n	AQST	...	...	...	20.70	14.75	253	16.31	+1.6
AquinoxPh	AQXP	...	...	...dd	16.90	1.96	386	2.87	-75.6
ArQule	**ARQL**	...	...	...dd	**7.21**	**.97**	**953**	**5.15**	+212.1
Aradigm h	ARDM	...	...	...dd	7.35	1.03	13	1.22	-81.8
AratanaTh	PETX	...	...	...dd	7.28	3.67	801	6.09	+15.8
ArbutusB g	**ABUS**	...	...	...dd	**12.60**	**4.30**	**281**	**9.95**	+97.0
ArcBest	ARCB	.32	.7	16	51.45	28.50	347	47.10	+31.7
ArcadB rsn	**RKDA**	...	...	...	**66.56**	**3.60**	**118**	**5.05**	-8.2
ArchCap s	ACGL	...	...	27	34.20	25.71	1306	30.22	-.1
ArchCap pfF	ACGLO	1.36	5.7	...	25.99	23.60	31	23.66	-6.6
ArchC pfE	ACGLP	1.31	5.6	...	25.25	22.75	41	23.30	-7.2
ArchrkPtrs	APLP	1.14	7.5	...cc	15.71	10.58		15.30	+28.5
Arcimoto n	FUV	...	...	...	6.35	2.26	30	4.38	+9.2
ArcturusT rs	ARCT	...	...	...	15.19	4.78	123	9.75	+22.6
Ardelyx	ARDX	...	...	...	8.65	3.58	146	4.20	-36.4
ArenaPh rs	ARNA	...	...	...dd	50.05	24.13	341	43.08	+26.8
AresCap	ARCC	1.56f	9.0	9	17.58	15.03	1348	17.27	+9.9
Argenx n	ARGX	...	...	...cc	103.00	21.25	1224	80.20	+27.0
AridisPh n	ARDS	...	...	...	13.85	11.25	8	13.07	+.5
ArkRst	ARKR	1.00	4.5	83	29.49	20.20	2	22.40	-17.1
Arotech	ARTX	...	...	23	4.35	2.70	165	3.50	-1.4
ArrayBio	ARRY	...	...	...dd	20.21	9.98	1771	14.89	+16.3
ArrisIntl	ARRS	...	...	30	30.00	22.33	902	26.52	+3.2
ArrowFn	AROW	1.04b	2.7	16	38.98	29.91	15	37.90	+15.0
ArrCountR n	DWCR	...	...	...	33.04	27.55		28.84	-4.5
▲ArwDWATc	DWAT	.09e	.7	...q	12.50	11.21	0	12.56	+7.9
ArrowPhm	ARWR	...	...	...dd	22.39	3.01	913	18.88	+413.0
Arsanis n	ASNS	...	...	2	28.69	1.65	86	1.73	-86.4
ArtesRes	ARTNA	.95	2.7	24	43.22	32.00	10	35.78	-7.2
ArtsWay	ARTW	.05	1.9	...dd	5.45	2.20	6	2.70	-9.5
AscenaRtl	ASNA	...	...	...dd	5.29	1.69	1358	4.12	+75.3
Ascendis n	ASND	...	...	...	76.99	27.74	106	67.50	+68.5
AscentCap	**ASCMA**	...	...	...	**14.15**	**.76**	**6289**	**2.35**	-79.5
AsiaPWire	**APWC**	**.08e**	**2.9**	...	**3.05**	**2.26**	**4**	**2.75**	
AspenGp n	ASPU	...	...	...	9.61	5.85	28	6.79	-23.9
AspenTech	AZPN	...	...	30	118.86	61.71	769	111.21	+68.0
AssembBio	**ASMB**	...	...	...dd	**67.36**	**27.00**	**243**	**36.79**	-18.7
AssertThr	ASRT	...	...	...dd	9.48	4.31	409	6.19	-23.1
AstaFd lf	ASFI	5.30e	...	...	5.30	2.80	1	3.95	+14.7
Astec	ASTE	.44f	.8	18	64.80	44.92	133	52.49	-10.3
AstroNova	ALOT	.28	1.2	46	23.95	11.00	9	22.50	+62.5
Astronics	ATRO	...	...	47	49.45	28.12	123	43.26	+4.3
Astrotch rs	ASTC	...	...	...	8.15	1.64	16	3.26	-2.7
AsureSftw h	ASUR	...	...	...dd	19.78	10.08	216	13.13	-7.0
AtaraBioth	ATRA	...	...	...dd	54.45	12.65	279	40.80	+125.4
athenahlth	ATHN	...	...	89	163.94	111.61	564	138.70	+4.3
Athenex n	ATNX	...	...	...	20.90	13.28	180	16.48	+3.6
Athersys	ATHX	...	...	...dd	3.09	1.29	515	1.86	+2.8
AtlanAmer	**AAME**	**.02**	**.7**	**...dd**	**4.00**	**2.20**	**20**	**2.75**	-19.1
AtlCapBc n	ACBI	...	...	24	21.60	15.20	125	17.50	-.6
AtlanticaYd	AY	1.26e	6.1	31	25.99	18.00	319	20.75	-2.2
Atlanticus	ATLC	...	...	...	3.83	1.52	7	2.82	+17.5
AtlasAir	AAWW	...	...	7	75.29	50.65	356	64.55	+10.1
AtlasFin	AFH	...	...	...dd	21.50	8.05	83	10.40	-49.4
AtlasFin pf	AFHBL	1.66	6.5	...	27.87	24.43		25.60	-1.7
Atlassian n	TEAM	...	...	...dd	95.00	33.61	1170	91.32	+100.6
Atomera n	ATOM	...	...	...dd	8.00	2.45	9	4.92	+13.6
▲AtriCure	ATRC	...	...	...dd	35.51	14.88	337	35.58	+95.1
Atrion	ATRI	5.40f	.8	51	694.25	516.85	9	641.90	+1.8
AttisInd hn	ATIS	...	...	...	3.63	.23	263	.27	-74.7
AttisI wt h	ATTSW	...	...	...	.26	.12		.14	-12.5
Attunity	ATTU	...	...	...dd	22.11	6.27	144	18.79	+169.2
aTyrPhm h	LIFE	...	...	...	6.50	.60	598	.82	-76.5
AubNB	AUBN	.96	2.4	18	53.96	33.22	8	40.16	+3.2
Audentes n	BOLD	...	...	...dd	46.18	23.89	286	39.68	+27.0
AudioEye n	AEYE	...	...	...	10.24	7.00	8	8.26	+13.2
AudCodes	AUDC	.20p	...	26	11.48	6.15	174	10.07	+36.8
AuriniaPh	AUPH	...	...	...dd	7.60	4.41	469	5.72	+26.3
AuroraMob n	JG	...	...	...	11.72	5.00	47	8.34	-5.2
AutoWeb	AUTO	...	...	9	9.91	2.88	9	3.27	-63.7
Autodesk	ADSK	...	...	...dd	159.94	101.55	2795	153.23	+46.2
Autolus n	AUTL	...	...	...	33.50	19.17	140	28.50	+14.0
▲AutoData	ADP	2.76f	1.9	40	148.30	106.25	1061	148.88	+27.0
AvadelPh	AVDL	...	...	...dd	11.93	4.18	69	4.50	-45.1
AveThera n	ATXI	...	...	...	5.90	2.38	2	3.41	-5.8
AVEO Ph h	AVEO	...	...	...dd	4.15	1.86	1728	2.89	+3.6
AviatNet rs	AVNW	...	...	...dd	19.07	12.90	48	16.98	+11.9
AvidBios rs	CDMO	...	...	...dd	8.44	2.24	304	6.71	+72.9
AvidB pfE	CDMOP	2.63	11.8	...	27.00	21.24		22.27	-8.7
AvidTech	AVID	...	...	...dd	7.65	3.99	301	5.72	+6.1
Avingr nrs	AVGR	...	...	...dd	25.20	.95	133	1.48	-79.7
AvisBudg	CAR	...	...	12	50.88	29.94	1648	34.34	-21.7
AvistaHl un	AHPAU	...	...	...	10.45	10.00		10.25	-.5
AvistaHl wt	AHPAW	...	...	...	.45	.26		.39	+39.3
AvistaHl n	AHPA	...	...	...	10.40	9.28		10.12	+2.0
Avnet	AVT	.80f	1.7	13	49.41	35.67	1377	46.77	+18.0
▲AvroBio n	**AVRO**	...	...	...	**46.00**	**26.51**	**328**	**48.00**	+53.8
Aware	AWRE	...	...	32	5.00	3.00	8	3.60	-20.0
Axcelis rs	ACLS	...	...	6	37.05	18.35	149	20.15	-29.8
AxoGen	AXGN	...	...	...dd	56.85	18.10	342	36.00	+27.2
AxonEntpr	AAXN	...	...	...cc	76.45	20.57	611	65.46	+147.0
AxosFinl	BOFI	...	...	16	45.18	24.20	409	36.50	+22.1
AxosF pf	BOFIL	1.56	6.1	...	28.33	25.19		25.76	-.2
Axovant n	AXON	...	...	...dd	27.98	1.02	465	2.11	-60.0
AxsomeT n	AXSM	...	...	...dd	6.45	2.05	92	3.25	-42.0
AytuBioS rs	**AYTU**	...	...	...	**136.40**	**2.49**	**1635**	**3.40**	-92.4
AzurRx n	AZRX	...	...	...	5.25	2.20	7	2.49	-31.5

- B -

Name	Ticker Symbol	Div	Yield	PE	52-week High	52-week Low	Vol 1000s	Last	YTD %Chg
:B Comm	BCOM	**3.58e**	...	...	**20.49**	**6.27**	**2**	**10.50**	-42.9
BRileyFn	RILY	.49e	2.2	23	23.70	15.75	31	22.30	+23.2
BRileyF 7.5	RILYL	1.88	7.3	...	26.84	25.02	11	25.60	-1.5
BRiley27 n	RILYZ	1.88	7.4	...	26.20	24.76	4	25.45	-1.6
BRileyF27 n	RILYG	...	...	...	25.90	24.49	6	25.07	-1.2
BRiley23	RILYH	1.84	7.1	...	26.50	25.07	8	26.00	+3.6
BRileyFn pf	RILYI	...	...	...	25.18	24.85	14	25.03	+.6
BCB Bc	BCBP	.56	4.0	15	16.10	12.65	16	14.10	-2.8
BFC Cp pf	BANFP	1.80	6.5	...	33.54	26.05	0	27.71	+.7
BGC Ptrs	BGCP	.72	6.1	...dd	16.97	10.39	2189	11.80	-21.9
BIO-key n	BKYI	...	...	...	3.64	1.20	8	1.48	-16.4
BJsRest	BJRI	.44	.6	29	76.50	28.85	304	72.00	+97.8
BMC Stock	BMCH	...	...	23	25.70	17.10	422	21.10	-16.6
BOK	BOKF	2.00f	1.9	18	107.00	80.11	148	104.78	+13.5
BOK 56 n	BOKFL	1.34	5.4	...	26.09	24.47	8	24.68	-3.6
BOS Ltd	BOSC	...	...	...dd	2.97	1.63	9	2.48	+13.2
BSB Bcp	BLMT	...	...	19	36.50	27.75	11	33.10	+13.2
Baidu	BIDU	...	...	9	284.22	207.74	3108	230.62	-1.5
Balchem	BCPC	.42f	.4	51	117.79	70.23	92	116.38	+44.4
BallardPw	**BLDP**	...	...	...dd	**5.94**	**2.57**	**3337**	**4.55**	+3.2
BncFstOK s	BANF	1.20f	1.9	20	65.70	50.80	48	62.45	+22.1
Bancorp34 n	BCTF	1.25e	...	...	17.25	14.00	3	16.22	+10.0
BncpBnk lf	TBBK	...	...	...dd	12.00	7.86	133	9.92	+.4
Bandwith n	BAND	...	...	43	55.51	18.05	247	52.69	+127.9
BankOZK	OZK	.80f	2.0	12	53.70	38.11	1424	40.34	-16.7
BkCmcCA	BOCH	.16	1.3	16	13.21	10.10	17	12.75	+10.9
BankMarin	BMRC	1.28f	1.5	23	90.85	63.50	10	87.70	+29.0
BkMont36 n	BMLP	3.43e	6.7	...	53.32	43.00		51.22	+7.3
BkPrince n	BPRN	...	...	...	35.45	30.00	19	31.99	-6.8
BankSC	BKSC	.60	2.9	19	22.50	15.96	5	20.35	+15.9
BkofJames	BOTJ	.24	1.5	16	18.00	13.87	1	15.90	+6.5
Bank7 n	BSVN	...	...	...			1405	19.09	
BankFncl	BFIN	.36f	2.3	24	18.62	14.79	33	16.00	+4.3
BankwellF	BWFG	.48	1.5	15	37.95	30.11	10	31.49	-8.3
Banner Cp	BANR	1.40a	2.1	20	67.11	52.20	199	65.61	+19.0
Baozun n	BZUN	...	...	...cc	67.41	26.77	1789	48.22	+52.8
BiPTrLBear	DLBS	...	...	...q	22.73	14.71	4	21.70	+32.8
BiP10yTBear	DTYS	...	...	...q	24.96	15.83	28	24.11	+32.1
BiP2yrTBull	DTUL	...	...	...q	61.24	56.03		56.75	-6.2
BiPTrSteep	STPP	...	...	...q	35.49	29.06		30.31	-1.4
BiPUrFlat	FLAT	...	...	...q	65.13	60.23		65.13	+5.5
BiP10yTBull	DTYL	...	...	...q	77.88	72.11		72.62	-5.8
BiP2yrTBear	DTUS	...	...	...q	41.52	31.10	1	40.96	+16.9
BiPTrLBull	DLBL	...	...	...q	78.32	75.08		75.08	-4.1
BarIvrsUST	TAPR	...	...	...q	30.68	21.14		29.64	+34.9
BarHilc n	BHAC	...	...	...	12.00	10.30	0	10.83	+3.7
BarHilc rt	BHACR	...	...	...	.45	.10	0	.23	+43.8
BarHilc wt	BHACW	...	...	...	.26	.03		.22	+211.4
BarHilc un	BHACU	...	...	...	28.81	8.52		10.52	+1.2
BarrettB lf	BBSI	1.00	1.6	27	98.76	52.86	52	63.73	-1.2
▼BassettF	BSET	.50f	2.4	33	41.30	20.90	20	21.25	-43.5
BayCom n	BCML	...	...	56	26.94	22.50	12	25.41	+10.0
BeacnRfg	BECN	...	...	22	66.48	35.04	826	39.90	-37.4
BeasleyB	BBGI	.20	2.9	2	14.40	6.00	22	6.90	-48.5
BedBath	BBBY	.64	3.3	7	28.94	16.52	3469	19.13	-13.0
BeiGene n	BGNE	...	...	...dd	220.10	77.54	249	162.90	+66.7
BelFuse A	BELFA	.24	1.1	23	29.90	15.24	0	21.81	
BelFuseB	BELFB	.28	1.1	26	33.45	17.10	14	26.40	+4.9
Belleroph n	BLPH	...	...	...dd	3.30	.47	576	1.16	-55.0
BellicumP	BLCM	...	...	...dd	13.30	5.02	641	6.26	-25.6
BenefBncp	BNCL	.24a	1.4	...	18.60	14.75	204	17.35	+5.5
Benefitfoc	BNFT	...	...	...dd	44.70	21.75	92	40.00	+48.1
Benitec wt	BNTCW	...	...	...	.47	.11		.45	+12.5
BenitecB n	BNTC	...	...	...	4.90	1.85	25	2.34	-20.9
BerryPet n	BRY	...	...	...	16.73	11.71	552	16.37	+23.5
Beyondsp n	BYSI	...	...	...	40.87	19.15	3	25.00	-14.0
Big 5Sprt	**BGFV**	**.60**	**11.8**	**5**	**9.75**	**4.65**	**751**	**5.10**	-32.9
BigRockP n	BRPA	...	...	...dd	10.93	9.58		10.00	+3.3
BigRock wt	BRPAW	...	...	...	.44	.30		.39	-3.5
BigRock rt	BRPAR	...	...	...	.74	.29		.50	+35.1
BigRock un	BRPAU	...	...	...	11.00	9.99		10.70	+4.5
Bilibili n	BILI	...	...	48	22.70	9.09	2194	13.44	+19.6
BioTechne	TECH	1.28	.6	60	201.90	119.01	205	198.98	+53.6
BioDlvry lf	BDSI	...	...	...dd	3.20	1.70	804	2.70	-8.5
BioHiTch n	BHTG	...	...	...dd	5.76	2.68	11	3.53	-22.4
BioLifeSol	BLFS	...	...	...dd	26.35	4.63	251	17.64	+194.0
BioLneRx h	**BLRX**	...	...	...	**1.34**	**.78**	**3439**	**1.08**	-.9
BioXcelT n	BTAI	...	...	...dd	14.79	6.76	41	7.51	-31.9
BioanlySys	BASI	...	...	33	2.95	1.37	5	1.65	-32.7
Bioblast rs	ORPN	...	...	...	5.99	1.03	149	1.30	-43.1
Biocept rs	BIOC	...	...	...	40.50	2.86	153	3.34	-84.0
Biocryst	BCRX	...	...	...dd	8.13	4.12	388	7.31	+48.9
Biofront n	BFRA	...	...	...	17.98	11.25	31	13.81	+13.4
Biogen	BIIB	...	...	21	388.67	249.17	1055	341.24	+7.1
BioMarin	BMRN	...	...	...dd	106.20	75.81	1159	100.40	+12.6
Biomeri n	BMRA	...	...	...	9.32	2.68	1	3.35	-10.4
Bionano n	BNGO	...	...	...					
Bionano un	BNGOU	...	...	...	8.00	5.40	27	7.55	+22.8
BiondVax n	BVXV	...	...	...	7.85	4.60	2	5.72	+6.7
BiondVx wt	BVXVW	...	...	...	2.68	1.19		1.59	+23.4
BioScrip	BIOS	...	...	...dd	3.26	1.80	733	3.10	+6.5
BioSpecif	BSTC	...	...	34	62.50	38.05	26	57.74	+33.3
BioTelem	BEAT	...	...	...cc	62.80	23.30	432	61.45	+105.5
BisnCap n	BCAC	...	...	...	10.50	9.67		10.25	+3.9
BisnCap wt	BCACW	...	...	...	.40	.30		.36	
BisnCap un	BCACU	...	...	...	11.37	10.20		10.83	+5.5
BisnCap rt	BCACR	...	...	...	.54	.25	100	.44	+16.1
BlackBox	**BBOX**	**.48**	**40.3**	**...dd**	**4.15**	**.75**	**1341**	**1.19**	-66.5
BlRidgAc n	BRAC	...	...	...	9.88	9.52		9.85	+2.1
BlRidgA wt	BRACW	...	...	...	.35	.24		.32	-4.5
BlRidgAc rt	BRACR	...	...	...	.43	.22		.37	+33.2
BlRidgA un	BRACU	...	...	...	11.35	9.97		11.16	+10.0
BlackLin n	BL	...	...	...	57.09	31.53	254	55.44	+69.0
BlkRkCap	BKCC	.72	11.8	87	7.57	5.48	199	6.10	-2.1
BITCP Cap	TCPC	1.44	10.0	11	16.71	13.72	177	14.33	-6.2
Blckbaud	BLKB	.48	.5	68	120.35	82.90	124	101.98	+7.9
BlinkCh n	**BLNK**	...	...	...dd	**8.65**	**1.28**	**282**	**2.55**	-18.3
BlinkCh wt	BLNKW	...	...	...					
BloominBr	BLMN	.36	1.8	16	25.00	16.30	1372	20.34	-4.7
Blucora	BCOR	...	...	...cc	40.60	19.05	246	36.35	+64.5
BlueBird	BLBD	...	...	11	26.95	15.66	169	25.55	+28.4
BlueHBcp	BHBK	.80	3.4	29	23.90	18.45	62	23.55	+17.2
BluebBio	BLUE	...	...	...dd	236.17	119.90	381	141.90	-20.3
BlueknEP	BKEP	.32m	13.2	...	5.95	2.35	91	2.43	-52.5
Bluekn pf	BKEPP	.72	11.1	...	8.00	5.99	10	6.42	-17.4
BlueprtM n	BPMC	...	...	...dd	109.00	57.44	223	71.62	-5.0
Boingo	WIFI	...	...	...dd	35.98	20.02	247	32.47	+44.3
Bojangles n	BOJA	...	...	8	16.20	11.35	202	13.45	+14.0
BonsoElec	BNSO	...	...	...	5.04	2.06	3	2.99	+22.0
BookingHl	BKNG	...	...	27	2228.99	1630.56	322	1947.74	+12.1
BorqsTch	BRQS	...	...	76	10.00	4.00		4.55	-16.5
BosOma n	BOMN	...	...	...	35.49	15.27	75	30.53	-5.7
BostPrv	BPFH	.48	3.4	18	17.85	13.70	409	14.30	-7.4
BostPrv wt	BPFHW	...	...	...	11.39	8.54		8.54	-11.2
▲BttmlnT	EPAY	...	...	97	70.06	30.54	460	70.61	+103.6
Boxlight n	**BOXL**	...	...	...dd	**17.40**	**2.94**	**158**	**3.44**	-40.6
Brainstorm	BCLI	...	...	...dd	5.35	2.88	31	3.98	+1.5
BridgeBcp	BDGE	.92	2.6	18	38.00	30.96	31	35.05	+.1
Bridgline rs	BLIN	...	...	...	4.45	.79	182	1.00	-58.8
BridgBcs n	BWB	...	...	...	13.87	12.29	208	13.35	+5.8
BridgfdFds	BRID	...	...	16	21.55	11.76	1	16.65	+32.7
Brightcove	BCOV	...	...	...dd	10.75	6.30	258	8.25	+16.2
BrghtFn n	BHF	...	...	...dd	67.55	39.24	1750	46.24	-21.1
BrghtFn pf n	BHFAL	...	...	...	25.05	24.65	157	24.85	-.6
BroadcInc	AVGO	7.00	2.9	...	285.68	197.46	3897	244.93	-4.7
BroadVis	BVSN	...	...	...dd	4.50	1.60	2	1.70	-52.8
BrdwyFn h	BYFC	...	...	...cc	2.60	1.38	22	1.52	-35.6
BroadwdE	BWEN	...	...	...dd	4.11	2.01	5	2.21	-18.8
BrkfldPrp	BPY	1.26	6.1	...	24.96	18.13	3903	20.52	-7.4
BrkfldPr A n	BPR	...	...	...	21.16	19.19	3678	20.51	-1.4
BrfldPr pf n	BPRAP	1.59	6.5	...	25.00	24.16	25	24.45	-1.0
BrkIneB	BRKL	.40	2.3	19	19.35	14.35	293	17.70	+12.7
BrooksAuto	BRKS	.40	1.2	35	39.75	21.75	613	34.56	+44.9
BrukerCp	**BRKR**	**.16**	**.5**	**29**	**36.53**	**28.13**	**1770**	**32.71**	-4.7
BrynMawr	BMTC	1.00f	2.1	28	50.35	40.75	24	48.35	+9.4
Bsquare	BSQR	...	...	...dd	5.55	1.75	49	2.35	-49.5
BldrFstSrc	BLDR	...	...	13	23.28	15.26	1220	15.98	-26.7
BusinFst n	BFST	.32	1.2	44	30.00	23.10	53	27.36	+8.3

- C -

Name	Ticker Symbol	Div	Yield	PE	52-week High	52-week Low	Vol 1000s	Last	YTD %Chg
:C&F Fnc	CFFI	1.44f	2.5	18	67.40	45.28	10	57.35	-1.1
CA Inc	CA	1.02	2.3	22	44.25	31.45	3951	44.02	+32.3
CAS Med	CASM	...	...	...dd	2.70	.59	61	1.98	+156.5
CASI Phr h	CASI	...	...	...dd	8.89	1.40	161	5.69	+75.1
CB FnSvcs	CBFV	.88	2.8	21	36.95	27.46	7	32.00	+6.7
CBAK En h	CBAK	...	...	...	2.35	.49	16	.72	-51.2
CBTX Inc n	CBTX	.20	.5	...	38.71	27.00	222	37.97	+28.0
CDK Globl	CDK	.60	1.0	25	76.04	59.84	1060	62.85	-11.8
CDW Corp	CDW	.84	.9	31	90.50	61.91	1273	89.11	+28.2
CEVA Inc	CEVA	...	...	30	51.80	26.10	94	29.05	-37.1
CH Robins	CHRW	1.84	1.9	29	101.20	71.31	679	96.36	+8.2
CHF Sol rs	CHFS	...	...	...dd	24.45	.93	42	1.20	-65.3
CHS Inc pf	CHSCP	2.00	6.8	...	30.98	28.89	11	29.51	-2.1
CHS pfB	CHSCO	1.97	7.0	...	29.83

Continued from **previous page**

Nasdaq

Name	Ticker Symbol	Div	Yield	PE	52-week High	52-week Low	Vol 1000s	Last	YTD %Chg
DiscIncC	DISCK	...	...	15	29.96	14.99	1645	29.62	+39.9
DishNetw h	DISH	...	...	13	54.77	28.80	2291	36.62	-23.3
Diversicre	DVCR	.22	3.3	18	12.25	5.25	5	6.69	-33.2
DivrsRst h	SAUC	...	...	2	2.34	.85	37	1.37	-14.4
DixieGrp	**DXYN**	...	...	...dd	4.30	1.40	27	2.00	-48.1
DocuSign n	DOCU	...	...	...	68.35	37.00	1517	52.23	+31.5
DgssInt A n	DOGZ	...	...	...	6.40	2.50	3	2.82	-52.2
DollarTree	DLTR	...	...	12	116.65	79.17	5953	86.22	-19.7
DolphEnt hn	**DLPN**	...	...	...	5.77	2.04	3	2.56	-28.9
DolphE wt h	DLPNW	...	...	...	.80	.36		.41	-25.5
Domo B n	DOMO	...	...	...	28.86	15.79	412	21.52	-21.2
DonegalA	DGICA	.57	4.0	25	18.25	13.28	16	14.20	-17.9
DonegalB	DGICB	.50	3.7	27	15.91	11.52	2	13.55	-11.0
DorchMin	DMLP	1.63e	8.7	15	20.93	14.30	44	18.80	+23.7
Dorman	DORM	...	...	26	83.42	56.36	117	80.37	+31.5
DovaPh n	DOVA	...	...	...	37.00	20.65	106	24.63	-14.5
DragVic n	**LYL**	...	...	...	14.99	1.41	16	1.49	-65.8
DrprOkw n	DOTA	...	...	...	10.15	9.71	11	10.10	+3.3
DrprOk wt	DOTAW	...	...	...	.90	.41		.90	+34.3
DrprOk rt	**DOTAR**	...	...	...	.65	.30	85	.45	-10.0
DrpOkwd un	DOTAU	...	...	...	13.50	10.12		11.10	+5.4
DropCar rs	DCAR	...	...	...	13.52	.53	43	.58	-85.8
Dropbox n	DBX	...	...	...	43.50	24.78	6458	26.50	-7.0
DryShips s	DRYS	.14e	...	1	6.90	2.20	1409	5.21	+47.6
DuluthH n	DLTH	...	...	41	35.67	15.13	148	30.47	+70.7
Dunkin	DNKN	1.39	1.9	31	77.13	52.07	461	74.13	+15.0
DurectCp	DRRX	...	...	...dd	2.55	.75	301	1.10	+19.3
Dynasil	DYSL	...	...	8	2.06	1.13	15	1.33	+12.7
Dynatronic	DYNT	...	...	...dd	3.60	2.10	13	3.15	+9.2
DynavaxT	DVAX	...	...	...dd	24.45	11.35	493	12.20	-34.8

- E -

Name	Ticker Symbol	Div	Yield	PE	52-week High	52-week Low	Vol 1000s	Last	YTD %Chg
:E-Trade	ETFC	...	...	20	66.46	41.37	5519	56.22	+13.4
eBay s	EBAY	...	...	16	46.99	32.86	15877	34.24	-9.3
eBay56 n	EBAYL	1.50	5.7	...	27.35	25.00	30	26.20	-2.7
EDAP TMS	EDAP	...	...	...	4.25	2.07	49	2.83	-1.4
eHealth	EHTH	...	...	...dd	32.96	13.61	119	27.35	+57.5
▼EMC Inc s	EMCI	.88	3.6	18	32.19	24.51	23	24.73	-13.8
ENDRA n	**NDRA**	...	...	...	5.88	1.55	137	3.25	-33.1
ENDRA wt	NDRAW	...	...	...	2.00	.36		1.30	+4.0
ENGlobal	ENG	...	...	4	1.47	.73	6	1.03	+18.4
ESSA Bcp	ESSA	.36	2.2	24	16.80	14.16	8	16.06	+2.5
EtfLonCanc	CNCR	...	...	...	32.32	23.13	15	24.96	+5.0
EtfAlpSmC	SMCP	...	...	...q	27.84	23.23	1	26.87	+3.0
EtfValidea	VALX	...	...	...q	30.43	27.62	1	29.73	+2.5
IsectPsGr ef	PMPT	...	...	...	28.26	25.08	1	27.69	+1.7
EVO Pay n	EVOP	...	...	...	27.87	19.00	657	25.34	+33.2
EXFO g	EXFO	...	...	...dd	4.70	3.17	13	3.95	-9.2
▲eXp Wrld n	EXPI	...	...	...dd	19.00	10.89	437	19.06	+23.8
EagleBncp	EGBN	...	...	14	69.80	46.20	221	53.30	-7.9
EagBcMT	EBMT	.36	1.9	16	21.95	16.85	3	18.60	-11.2
EagleBkS rs	EGLE	...	...	...dd	6.14	4.18	478	5.78	+29.0
EaglFnB n	EFBI	.96f	6.0	...	19.50	15.50		15.98	-1.2
EaglePhm	EGRX	...	...	36	85.66	48.84	158	69.01	+29.2
EstWstBcp	EWBC	.92f	1.5	17	73.98	55.58	993	63.40	+4.2
EastrAcq n	EACQ	...	...	...cc	11.25	9.45		10.35	+2.5
EastAc wt h	EACQW	...	...	...	.97	.59		.73	+22.7
Easterl un h	EACQU	...	...	...	11.45	9.41		11.40	+6.2
EasternCo	EML	.44	1.5	40	31.00	24.00	5	29.20	+11.7
EastDist wt	EASTW	...	...	...	.90	.33		.54	-16.9
EastsDist n	EAST	...	...	...	9.25	3.53	86	7.85	+94.8
EV StkNx s	EVSTC	...	...	...	100.02	49.99		100.02	+100.0
EV GlInBu s	EVGBC	...	...	...	100.02	49.99		100.02	+100.1
EV 5-15Mu s	EVLMC	...	...	...	100.04	49.97		100.04	+100.2
EV DivCrd s	OKDCC	...	...	...	100.10	50.00		99.99	+99.8
Ebix Inc s	EBIX	.30	.4	24	89.10	57.05	271	79.80	+.7
EchoGLog	ECHO	...	...	86	36.75	16.70	669	36.05	+28.8
EchoStar	SATS	...	...	11	62.29	43.33	354	47.77	-20.3
Eco-Stim h	**ESES**	...	...	...dd	1.62	.32	24	.40	-68.1
EcologyEn	EEI	.40	3.0	...dd	14.45	10.25	10	13.50	+28.6
EdgeTher h	EDGE	...	...	...dd	17.77	.70	103	.73	-92.3
Edgewater	EDGW	...	...	...dd	7.30	4.25	75	5.14	-17.6
EdisonNat	EDNT	...	...	...	11.63	4.56	37	7.47	+27.3
EditasM n	EDIT	...	...	...dd	45.02	19.06	675	32.57	+6.0
EducDev s	EDUC	.20	1.7	39	14.35	4.63	20	11.55	+21.9
eGain	EGAN	...	...	...dd	19.05	2.40	346	7.75	+47.6
▼EidosThr n	EIDX	...	...	...dd	24.75	11.35	158	11.07	-52.1
EigerBio rs	EIGR	...	...	...dd	18.00	7.46	42	11.85	-15.1
EksoBio n	EKSO	...	...	...dd	4.77	1.02	278	2.08	-2.3
ElPolLoc h	LOCO	...	...	...cc	14.40	9.05	160	12.95	+30.8
ElbitIm rs	EMITF	...	...	...	3.23	1.90	1	2.25	-20.8
ElbitSys	ESLT	1.76	1.3	22	153.13	111.01	26	134.91	+1.2
EldorRsts	ERI	...	...	63	50.00	23.95	688	48.45	+46.2
ElectSci	ESIO	...	...	8	27.72	12.52	613	18.33	-14.5
ElectroSen	ELSE	...	...	32	5.24	3.32	1	3.78	-6.6
electCore n	ECOR	...	...	...	20.25	12.85	102	13.74	-30.8
ElecVeh n	**SOLO**	...	...	...	4.15	2.27	47	2.42	+.8
ElectArts	EA	...	...	25	151.26	99.63	3490	113.47	+8.0
EFII lf	EFII	...	...	...	43.89	25.28	398	34.67	+17.4
ElmiraSB	ESBK	.92b	4.5	17	21.00	18.00	4	20.50	+5.3
EloxxPh n	ELOX	...	...	...	24.60	10.65	187	15.30	+34.2
EltekLtd rs	**ELTK**	...	...	...	8.95	2.65	0	3.68	-9.8
EmclaireF	EMCF	1.12	3.1	18	38.70	26.75	4	36.00	+18.6
Emcore	EMKR	1.50e	...	17	8.90	4.40	64	4.50	-30.2
EmmisC rs	**EMMS**	...	...	1	5.84	2.83	8	5.50	+56.3
EmpirRst rs	NYNY	...	...	...dd	30.98	8.50	4	9.63	-64.4
EnantaPh	**ENTA**	...	...	31	127.77	42.49	283	97.68	+66.5
EncoreCap	ECPG	...	...	10	52.00	35.15	249	38.55	-8.4
EncorW	WIRE	.08	.2	16	58.70	41.00	133	50.15	+3.1
Endo Intl	ENDP	...	...	9	17.46	5.27	3510	16.35	+111.0
Endocyte	ECYT	...	...	...dd	20.85	1.36	723	17.63	+311.9
▼Endologix	ELGX	...	...	...dd	6.72	1.67	752	1.77	-66.9
EndurIntl	EIGI	...	...	...dd	10.95	6.95	258	9.15	+8.9
Energous	WATT	...	...	...dd	33.50	6.91	338	11.03	-43.3
EngyFocus	EFOI	...	...	...dd	3.46	1.78	11	2.26	-7.8
EnrgyRec	ERII	...	...	...cc	11.30	6.17	144	9.05	+3.4
EnrgXXi hn	**EGC**	...	...	...dd	11.21	3.41	3682	6.18	+7.7
Enphase	ENPH	...	...	...dd	7.60	1.24	2109	4.42	+83.4
EnsignGp s	ENSG	.18	.5	26	40.09	19.94	101	36.23	+63.2
EnstarGp	ESGR	...	...	30	237.30	183.85	54	215.20	+7.2
EntegraFn	ENFC	...	...	20	30.70	23.55	4	26.50	-9.4
Entegris	ENTG	.28	.9	26	39.55	27.10	1272	29.60	-2.8
EnteraBi n	ENTX	...	...	...	7.60	4.11	2	5.25	-16.4
EntBcpMA	EBTC	.58	1.7	18	44.14	30.36	7	34.77	+2.1
EntFinSv	EFSC	.48f	.9	17	58.15	39.25	73	54.35	+20.4
Epizyme	EPZM	...	...	...dd	21.40	8.61	375	10.45	-16.7
ePlus s	PLUS	...	...	25	107.25	67.65	44	95.95	+27.6
Equinix	EQIX	9.12	2.0	...cc	495.35	370.79	344	445.01	-1.8
EqtyBcsh n	EQBK	...	...	...	44.30	32.93	59	40.66	+14.8
▲Ericsson	ERIC	.13e	1.5	...dd	8.79	5.52	3761	8.74	+30.8
▲ErieInd	ERIE	3.36	2.6	32	129.99	106.63	30	129.55	+6.3
ErytechP n	ERYP	...	...	...	30.56	9.64	0	9.79	-55.5
Escalade	ESCA	.50	4.0	13	15.25	11.65	17	12.45	+1.2
Esperion	ESPR	...	...	...dd	82.68	33.06	332	45.75	-30.5
EsqFnHld n	ESQ	...	...	...	29.45	14.70	28	25.50	+29.2
EssaPh gs	EPIX	...	...	...	9.80	2.00	9	3.00	-31.5
Essendant	ESND	.56	4.4	...dd	17.08	7.20	199	12.78	+37.9
▼EstLab n	ESTA	...	...	...	30.71	23.55	23	23.65	-4.4
EstreAm n	**ESTR**	...	...	...	13.38	5.61	1	6.50	-24.8
EstreAm wt	ESTRW	...	...	...	1.03	.60		.71	-5.3
Etsy n	ETSY	...	...	72	53.25	15.27	2876	48.75	+138.4
EuroTech	CLWT	...	...	...	8.45	2.00	12	3.75	+13.3
Euronet	EEFT	...	...	24	104.16	70.67	428	103.22	+22.5
▼Euroseas rs	ESEA	...	...	...	2.73	1.42	84	1.49	-12.5
EveloBio n	EVLO	...	...	...dd	16.75	11.10	36	13.49	-17.0
Ever-Glory	EVK	...	...	6	4.50	1.96	0	3.15	+34.0
EverQuo n	EVER	...	...	...dd	22.09	12.01	129	15.85	-12.0
Everbrdg n	EVBG	...	...	...dd	63.00	23.40	331	57.88	+94.8
EvrspnTc n	MRAM	...	...	...dd	19.25	6.40	127	7.43	-.9
EvineLive	**EVLV**	...	...	...	1.74	.76	398	1.15	-17.9
EvofemBio	EVFM	...	...	...dd	12.56	.36	70	3.87	+98.5
Evogene	EVGN	...	...	...dd	4.75	2.59	2	3.09	+.7
EvokePhm	EVOK	...	...	...dd	4.09	1.85	75	3.16	+39.8
Evolus n	EOLS	...	...	...dd	39.50	6.75	271	19.01	+65.3
EvolvgSys	EVOL	.44	19.6	6	5.85	2.05	3	2.25	-52.1
ExOne	XONE	...	...	...dd	12.50	6.16	92	9.54	+13.6
ExactSci h	EXAS	...	...	...dd	80.35	37.36	875	74.99	+42.7
ExelaTch n	XELA	...	...	...dd	7.34	4.15	338	7.28	+41.4
Exelixis	EXEL	...	...	21	32.50	15.81	2753	16.89	-44.4
▲ExlSvcHld	EXLS	...	...	54	66.06	52.52	102	66.10	+9.5
Expedia h	EXPE	1.28f	1.0	61	154.24	98.52	1585	134.43	+12.2
ExpdIntl	EXPD	.90f	1.2	24	78.16	56.45	780	73.67	+13.9
Exponent s	EXPO	.52	1.0	41	54.58	34.80	135	52.25	+47.0
ExpScripts	ESRX	...	...	12	96.45	55.80	5352	95.04	+27.3
ExtendStay	STAY	.88f	4.4	41	22.44	16.27	2259	19.83	+4.4
ExtrOilGs n	XOG	...	...	...cc	17.42	10.04	2228	10.90	-23.8
ExtrmNet	EXTR	...	...	...dd	15.55	5.25	766	5.93	-52.6
EyePtPh	EYPT	...	...	...dd	2.88	.93	788	2.50	+131.5
EyegatePh	EYEG	...	...	...	1.38	.29	204	.35	-67.0
Eyegate wt	EYEGW	...	...	...	.21	.06		.18	+20.0
Eyenovia n	EYEN	...	...	...dd	10.74	4.21	16	4.70	-52.6
Ezcorp	EZPW	...	...	15	15.10	9.00	382	10.95	-10.2

- F -

Name	Ticker Symbol	Div	Yield	PE	52-week High	52-week Low	Vol 1000s	Last	YTD %Chg
:▲F5 Netwks	FFIV	...	...	26	195.32	114.63	453	194.85	+48.5
FAT Br n	FAT	.48	5.6	...cc	13.99	5.54	3	8.59	-3.7
FFBW n	FFBW	...	...	...	12.50	10.30	0	11.62	+5.4
FLIR Sys	FLIR	.64	1.0	37	63.88	38.67	516	61.61	+32.2
FNCB Bc n	FNCB	.16	1.4	...	12.00	7.97	53	11.40	+23.2
FRP Hldgs	FRPH	...	...	21	67.70	41.90	17	63.90	+44.4
FS Bncp	FSBW	.56f	1.0	12	66.40	47.84	18	54.27	-.5
FSB Bcp n	FSBC	...	...	...	18.50	15.25		17.54	+3.2
FTD Cos	FTD	...	...	...dd	13.72	2.59	194	2.99	-58.4
FVCBkcp n	FVCB	...	...	...	20.30	19.80	5	20.00	
Facebook	FB	...	...	31	218.62	149.02	18812	166.02	-5.9
FalcMinrl	FLMN	...	...	...cc	11.70	9.47	1082	11.25	+17.2
FalcMin wt	OSPRW	...	...	...	.95	.54		.79	+12.9
FDaves	DAVE	...	...	...dd	9.65	3.45	32	6.45	-1.5
Fanhua	FANH	.90e	3.2	47	38.24	10.20	369	27.89	+29.0
FarmerBrs	FARM	...	...	...	35.05	23.60	39	27.95	-13.1
FarmMer s	FMAO	.56f	1.3	27	49.99	32.89	8	41.70	+2.2
FarmersNB	FMNB	.32f	2.1	18	16.90	12.80	37	15.30	+3.7
FaroTech	FARO	...	...	...dd	70.20	36.20	63	64.65	+37.6
Fastenal	FAST	1.60f	2.7	26	61.14	42.51	1421	58.71	+7.4
▲FateThera	**FATE**	...	...	...dd	14.45	3.50	1045	14.03	+129.6
Fauquier	FBSS	.48	2.0	47	25.83	17.68	1	24.10	+10.0
FedNatHld	FNHC	.32	1.3	22	26.76	12.84	24	25.08	+51.4
FedlStAc n	FSAC	...	...	...dd	11.00	9.65	600	10.12	+4.2
FedlStA wt	FSACW	...	...	...	1.25	.95		1.10	-4.3
FedlStA un	FSACU	...	...	...dd	11.10	9.53		10.90	+6.3
FenncPhr n	FENC	...	...	...	14.99	7.55	89	8.17	-18.5
Ferrogl n	GSM	.24	2.9	17	17.61	6.75	896	8.32	-48.6
Fibrocll rs	FCSC	...	...	...	18.92	1.75	72	2.21	-30.9
FibroGen	FGEN	...	...	...dd	68.55	40.74	402	59.00	+24.5
▲FidD&D n	FDBC	.96	1.3	...	74.50	33.09	31	74.27	+79.8
FidNasdIdx	ONEQ	2.29e	.7	...q	319.34	249.16	21	315.21	+16.3
FidelSo	LION	.48	1.9	16	27.05	20.28	55	25.22	+15.7
FidusInvst	FDUS	1.56a	10.5	9q	16.94	12.63	93	14.83	-2.3
FidsInv23 n	FDUSL	1.47	5.7	...	28.00	24.85	0	25.75	+3.0
FiestaRst	FRGI	...	...	...dd	30.88	15.66	359	25.85	+36.1
FifthThird	FITB	.72	2.4	8	34.67	26.55	5605	29.79	-1.8
FifthT pf	FITBI	1.66	5.9	...	30.54	27.00	12	27.98	-1.8
51job	JOBS	...	...	...dd	114.63	56.22	293	71.36	+17.3
FnclInst	FISI	.96	3.0	16	34.35	26.85	44	32.40	+4.2
Finisar	FNSR	...	...	...dd	25.41	14.25	2839	19.16	-5.8
FinjanH	**FNJN**	...	...	3	5.07	1.66	453	4.53	+109.7
FireEye	FEYE	...	...	...dd	19.36	13.40	4015	16.59	+16.8
FstBcpME	FNLC	1.16f	4.0	16	32.33	25.84	8	29.04	+6.6
FtBcpNC	FBNC	.40	1.0	24	43.14	31.39	102	40.57	+14.9
FstBcMiss	FBMS	.20	.5	26	43.53	27.99	10	40.75	+19.2
FstBkNJ	FRBA	.12	.9	23	15.00	11.15	13	13.65	-1.4
FstBusey rs	BUSE	.80	2.6	20	33.25	28.34	258	31.18	+4.1
FBusnFn s	FBIZ	.56	2.4	16	26.95	20.76	14	22.93	+3.7
FrstCap	FCAP	.92	2.4	19	43.02	33.55	1	38.08	+3.6
FtChoBc n	FCBP	...	...	...	33.50	23.47	27	27.28	-1.7
FCtzBA	FCNCA	1.40	.3	23	488.44	341.50	26	465.50	+15.5
FCmtyBsh	FCBC	.84f	2.4	20	36.09	25.85	19	34.42	+19.8
FCmtyCp	FCCO	.40	1.6	20	26.25	20.05	12	25.50	+12.8
FtConnBcp	FBNK	.68	2.2	21	32.40	23.85	145	30.90	+18.2
1stCnstBn	FCCY	.24	1.2	16	27.00	16.15	9	20.75	+13.4
FstDefiF s	FDEF	.68	2.2	12	35.00	24.38	25	31.56	+21.5
FFnclOH	FFBC	.80f	2.6	16	33.70	24.60	307	30.55	+15.9
FstFnB wt	FFBCW	...	...	...	18.00	14.00		18.00	+12.7
FstFnBksh	FFIN	.84f	1.4	30	61.86	40.63	152	61.60	+36.7
FstFnIN	THFF	1.02	2.0	18	53.05	40.75	15	51.10	+12.7
FstFnNwst	FFNW	.32	1.9	19	21.82	13.13	13	17.22	+11.0
FstFound s	FFWM	...	...	20	20.43	14.95	613	16.67	-10.1
FstGtyBc n	FGBI	.64b	2.5	...	29.50	22.86	4	25.24	+1.0
FsHawaii n	FHB	.96	3.4	...	32.36	26.92	1611	28.53	-2.2
FIntntBcp	INBK	.24	.8	13	42.40	29.05	44	31.70	-16.9
FIntBc26 n	INBKL	1.50	5.9	...	26.74	24.75	2	25.59	-3.5
FstIntBc A	FIBK	1.12	2.4	21	47.05	35.45	223	46.45	+16.0
FstMerch	FRME	.88	1.8	21	50.44	37.60	197	48.62	+15.6
FstMidIll	FMBH	.68a	1.7	18	42.46	30.01	20	41.17	+6.8
FMidBc	FMBI	.44	1.6	22	27.70	21.96	342	27.29	+13.7
FstNwBc n	FNWB	...	...	43	18.35	15.05	10	15.31	-6.1
FstSavFin	FSFG	.60	.9	17	80.01	53.05	1	69.13	+21.2
FstSolar	FSLR	...	...	31	81.72	45.26	1237	50.29	-25.5
1stSource	SRCE	1.00f	1.8	19	59.33	45.96	35	54.82	+10.9
FTNDXTc	QTEC	.58e	.7	...q	83.42	65.76	118	79.50	+10.5
FtTr AbsRet	FAAR	.84e	...	...	34.79	27.00	4	28.67	-2.3
FT RisDv n	SDVY	.11e	.5	...	22.04	19.62	0	21.79	+3.7
FT AsiaPc	FPA	1.01e	3.2	...q	38.10	30.24	1	31.59	-11.5
FT Europe	FEP	.65e	1.7	...q	42.49	36.89	161	39.11	+.1
FT LatAm	FLN	2.01e	10.9	...q	23.27	17.33	4	18.39	-9.9
FT Brazil	FBZ	1.62e	14.5	...q	18.24	10.42	2	11.14	-28.2
FT China	FCA	.68e	2.5	...q	34.79	25.86	0	27.35	-7.9
FT Japan	FJP	.77e	1.4	...q	63.38	53.16	12	56.84	-5.1
FT SKorea	FKO	.59e	2.3	...q	32.08	24.33	0	25.38	-14.1
FT DevMkt	FDT	.96e	1.6	...q	67.22	56.79	64	59.84	-4.1
FT EmMkt	FEM	.64e	2.6	...q	31.32	23.75	93	25.00	-10.4
FT Germny	FGM	1.04e	2.2	...q	55.51	45.17	9	47.99	-6.3
FT Canada	FCAN	.29e	1.1	...q	27.35	24.15	4	25.36	-4.4
FT UK	FKU	1.57e	4.0	...q	43.39	37.14	0	38.79	-2.7
FT Switzld	FSZ	.78e	1.5	...q	56.74	49.30	2	52.04	-1.3
FT HKong	FHK	2.82e	7.8	...q	46.25	34.74	0	36.34	-14.4
FT IndNif50	FTW	1.47e	3.8	...q	39.68	34.92		39.03	+8.8
FT EmMSC	FEMS	1.65e	4.6	...q	47.47	34.83	88	35.98	-17.0
FTDvMkSC	FDTS	.97e	2.3	...q	48.51	39.70	1	41.37	-6.8
FT EurzAlp	FEUZ	.50e	1.2	...q	48.43	40.35	15	43.18	-1.6
FstT BICK	BICK	.34e	1.3	...q	33.60	25.48	14	26.44	-12.4
FtTrInOp n	FCEF	.36	1.6	...	23.93	20.04	4	22.20	+.8
FtTrMun n	MCEF	...	...	...	19.36	17.57	3	17.59	-6.2
▼FtTrOpp n	FIXD	1.52	3.1	...	52.92	48.74	28	48.83	-3.8
FTNsdGrid	GRID	.19e	.4	...q	53.73	47.88	4	49.85	-2.2
FTMltAInc	MDIV	1.20e	6.4	...q	19.45	17.60	60	18.63	-2.0
▲FTNsqTDv	TDIV	.86e	2.2	...q	38.48	31.85	34	38.43	+9.2
FTLwDOpp	LMBS	1.41	2.8	...q	52.14	50.91	169	50.95	-1.3
FT BuyInc	FTHI	.96	4.1	...q	24.00	21.53	10	23.33	+.1
FT StratInc	FDIV	2.34	4.7	...	52.20	46.89	22	49.35	-3.5
FT HdgBuy	FTLB	.66	2.9	...q	23.65	21.34	2	22.94	-.5
FTEnhSht	FTSM	1.11	1.9	...q	60.10	59.92	503	59.99	
FT RisDiv	RDVY	.40e	1.3	...q	32.00	27.32	113	31.75	+6.3
FT SSICv	FCVT	.48a	1.6	...q	32.38	27.52	19	30.82	+7.6
FT DWF5	FV	.18e	.6	...q	31.80	25.59	106	31.33	+13.6
FT SPIntDv	FID	.86e	4.9	...q	19.83	16.66	10	17.53	-5.9
▲FT AmIndR	AIRR	.08e	.3	...q	28.40	22.55	145	28.46	+3.8
FT AI Rob n	ROBT	.07p	...	...	32.86	28.50	28	32.65	+13.6
FT US Eq	RNDV	.35e	1.5	...	23.04	20.18	5	22.77	+5.0
FT SmCap	RNSC	.22e	.9	...	23.70	20.00	0	23.20	+7.8
FT MdCap	RNMC	.19e	...	...	23.12	20.07	1	22.83	+5.2
▲FT LgCap	RNLC	.18e	...	...	23.12	20.17	3	23.14	+6.2
FT EM Sl n	RNEM	1.25e	...	...	59.26	51.56		53.93	-1.0
FT DevInt	RNDM	.45e	...	...	55.12	47.48	1	51.00	-2.3
FTNsTrn ef	FTXR	.33e	1.3	...	27.65	23.56		25.91	-.1
FT QualInc	QINC	.60e	2.3	...q	26.90	23.81		25.67	+.7
FTNsSem ef	FTXL	.14e	.4	...	36.21	26.95	13	31.23	+3.1
FsTrNsRt ef	FTXD	.82e	3.3	...	25.05	19.37	2	24.49	+14.2
FTNasPh ef	FTXH	.51e	2.2	...	23.94	19.28	2	23.45	+9.6
FTNsOil ef	FTXN	.37e	1.5	...	25.88	18.29	9	24.27	+14.9
FTNaFood ef	FTXG	.32e	1.6	...	21.28	19.11	0	19.72	-5.1
FTNsBk ef	FTXO	.40e	1.4	...	32.44	25.94	483	29.46	+.3
FTDorW n	FVC	.17e	.6	...	29.78	23.84	50	29.22	+13.8
FT DWInt	IFV	.32e	1.6	...q	24.24	19.40	121	20.63	-7.3
FTEMCur	FEMB	2.68e	7.3	...q	45.95	35.44	16	36.58	-13.2
FT MunHI n	FMHI	1.68	3.3	...	53.47	49.45	2	50.17	-.6
FT RivAsia	RFAP	1.14e	2.0	...	64.93	53.81	4	57.02	-5.9
FT RivDev	RFDI	1.09e	1.7	...	68.99	59.21	26	62.31	-2.8
FT RvfrDyE	RFEM	1.12e	1.8	...	79.04	60.03	8	62.71	-11.0
FT RivEur	RFEU	.95e	1.5	...	70.58	60.79	7	64.16	-1.8
FT CA Mun	FCAL	1.50	3.0	...	53.00	48.91		49.85	-3.4
▲FTCapStrn	FTCS	.59e	1.1	...q	55.52	46.85	127	55.70	+9.2
▲FTN100ExT	QQXT	.14e	.3	...q	53.19	45.69	3	53.19	+9.4
FsTrGrEn	QCLN	.08e	.4	...q	21.73	18.21	14	20.49	+.9
▲FTrTUSAlp	TUSA	.24e	.7	...q	36.42	30.37	2	36.45	+10.1
▲FstTrDrcy ef	DWPP	.27e	.9	...	30.68	26.71	5	30.72	+6.8
FTCloudC	SKYY	.13e	.2	...q	57.02	41.02	237	56.30	+22.7
FTNdqAuto	CARZ	.88e	2.3	...q	45.00	34.87	4	37.49	-11.2
FT GblAg rs	FTAG	.38e	1.4	...q	29.98	25.17	2	26.91	-4.4
FT GblNRs	FTRI	.45e	3.6	...q	13.25	11.66	1	12.63	+2.0
FT Cybersc	CIBR	.03e	.1	...q	28.92	21.41	135	28.12	+21.6
FTIntlIPO	FPXI	.28e	.8	...q	39.87	33.25	1	34.86	-1.5
FTSenLoan	FTSL	1.83	3.8	...q	48.38	47.69	124	47.98	-.1
FTTactHY	HYLS	2.64	5.5	...q	49.30	47.05	66	47.72	-1.8
FT GlbCmd	FTGC	.26e	...	...q	21.88	19.14	460	19.59	-5.4
FT MgdMu	FMB	1.35	2.6	...q	53.82	52.06	42	52.30	-2.3
FTNDXEq	QQEW	.27e	.4	...q	64.33	54.56	18	63.73	+10.0
FT NsdABA	QABA	.75e	1.3	...q	58.63	49.01	72	56.04	+6.9
FTSmartph	FONE	.86e	1.7	...q	55.89	47.90	1	49.59	-5.0
FstUSBcsh	FUSB	.08	.7	33	14.38	10.52	2	11.05	-13.7
FstUtdCp	FUNC	.36	1.9	17	24.32	15.10	6	18.50	+6.3
First LI s	FLIC	.60	2.8	9	33.50	21.35	88	21.70	-23.9
▲FsthdTech	**SVVC**	...	...	...q	15.90	7.57	98	16.34	+82.4
FstSvc n	FSV	.54	.6	46	90.21	62.90	11	85.14	+21.8
Fiserv s	FISV	...	...	38	81.87	60.19	1784	80.12	+22.2
FiveBelow	FIVE	...	...	...cc	136.13	48.73	820	126.56	+90.8
FivePrime	FPRX	...	...	...dd	48.87	12.52	227	14.12	-35.6
▼FiveStar	FVE	...	...	...dd	1.80	.78	437	.78	-48.0
Five9	FIVN	...	...	...dd	49.50	21.20	1006	44.52	+78.9
Flex Ltd	FLEX	...	...	14	19.71	12.78	1909	13.38	-25.6
▼FlexPhm n	**FLKS**	...	...	...dd	8.98	.41	660	.42	-87.9
FlxGlbImp	ESGG	...	...	...	101.95	89.20	1	99.97	+5.3
FlxUS Imp	ESG	...	...	...	69.10	58.51	0	68.87	+8.3
FlxRAstAlo	ASET	...	...	...	29.37	26.74	0	28.35	-1.4
▲FlxUSQLgC	QLC	...	...	...q	36.07	30.36	7	36.15	+8.4
FlxUSLgCp	LKOR	.41e	...	...q	55.13	49.28	0	49.90	-8.9
FlxUSCpBd	SKOR	1.24	2.5	...	51.61	48.59	3	48.93	-3.9
▼FlxDisDur	MBSD	.62e	2.7	...q	24.04	22.86	3	22.85	-3.1
FlexSh n	FPAY	...	...	...	5.59	1.61	154	1.88	-50.5
▼FlexionTh	FLXN	...	...	...	32.25	19.06	659	18.87	-24.6
▼Flexstl	FLXS	.88	2.8	...	53.00	31.83	41	31.45	-32.8
Fluent Inc	FLNT	...	...	...	6.95	1.95	178	2.10	-52.3
Fluidigm	FLDM	...	...	...dd	8.62	4.43	222	8.20	+39.2
FlushFn	FFIC	.80	3.1	18	31.45	24.59	54	25.71	-6.5
Foamix	**FOMX**	...	...	...	7.60	4.40	1533	5.91	-1.7
FocFin A n	FOCS	...	...	...	49.52	35.01	295	46.89	+24.9
Fonar	FONR	...	...	10	33.90	21.10	13	24.75	+1.6
▲ForeScTc n	FSCT	...	...	...dd	39.36	21.56	629	39.47	+23.8
ForshtAut n	FRSX	...	...	...	8.20	2.44	23	2.98	-26.0
FormFac	FORM	...	...	35	18.65	11.10	285	13.30	-15.0
FormulaSy	**FORTY**	.68e	1.6	...	45.65	32.55	1	42.93	+5.9
ForrestR	FORR	.80	1.7	59	50.00	36.95	30	45.85	+3.7
Forterra n	FRTA	...	...	27	12.30	3.90	242	7.99	-28.0
Fortinet	FTNT	...	...	...cc	91.27	35.44	2701	85.71	+96.2
FortressBio	FBIO	...	...	...dd	5.54	1.41	213	1.60	-59.9
FortB pfA	FBIOP	2.34	12.5	...	24.80	14.00		18.75	-17.6
▼FortySev n	FTSV	...	...	...	16.86	13.03	124	12.87	-14.5
▲ForMrII un	FMCIU	...	...	...	10.12	9.95	0	10.13	+1.8
▲ForwrdA	FWRD	.60	.9	31	69.16	49.88	128	68.97	+20.1
Forward h	FORD	...	...	26	4.45	1.13	68	1.55	+26.0
ForwdPh	FWP	23.12e	...	...	7.93	1.63	14	2.62	-28.8
Fossil Grp	FOSL	...	...	...dd	32.17	5.50	1357	22.50	+189.6
Foster	FSTR	.16	.7	...dd	30.30	19.65	16	22.55	-16.9
▲FoxFactory	FOXF	...	...	52	71.80	33.20	495	72.10	+85.6
Francesca	FRAN	...	...	...cc	8.48	3.53	830	3.97	-45.7
FrankElec	FELE	.48	1.0	29	51.45	38.45	109	48.00	+4.6
FredsInc	FRED	.24	12.1	...dd	7.63	1.30	930	1.99	-50.9
FrghtCar lf	RAIL	.36	2.2	...dd	20.46	12.53	44	16.24	-4.9
FreqElec	FEIM	...	...	...dd	10.59	7.30	26	9.84	+5.1
Freshpet	FRPT	...	...	...dd	38.30	14.10	156	34.85	+83.9
frntdoor wi	FTDRV	...	...	...					
Fronteo	FTEO	...	...	...	23.31	10.68		19.02	+52.0
Frontr rs	FTR	2.40	36.4	...	13.12	4.52	3419	6.60	-2.4
FuelTech	**FTEK**	...	...	...dd	1.83	.90	92	1.30	+16.1
FuelCell rs	FCEL	...	...	...dd	2.49	1.00	1422	1.11	-34.7
FulgentG n	FLGT	...	...	...	5.56	2.73	4	3.34	-23.9
FulingGbl n	FORK	...	...	...	6.00	2.35	34	3.44	-12.9
FullHseR	**FLL**	...	...	...dd	4.10	2.69	102	3.06	-21.3
FultonFncl	FULT	.48	2.7	19	19.55	15.05	823	17.70	-1.1
Funko n	FNKO	...	...	...cc	31.12	5.81	759	20.03	+201.2
FusionCon	FSNN	...	...	...dd	4.42	2.30		3.30	-12.0
FutFintch lf	FTFT	...	...	...	8.00	1.08	49	1.22	-70.7
FuweiF rs	FFHL	...	...	...dd	4.93	2.00	3	2.10	-28.6

- G -

Name	Ticker Symbol	Div	Yield	PE	52-week High	52-week Low	Vol 1000s	Last	YTD %Chg
:GWilliFood	WILC	...	...	21	7.36	5.11	4	6.85	-4.7
G1Thera n	GTHX	...	...	...	69.57	18.04	529	58.80	+196.4
GCI Lb A n	GLIBA	...	...	...dd	55.47	41.33	299	50.92	-7.0
GCI Lb pfA	GLIBP	.13e	...	...	27.99	18.40	12	25.18	+10.7
GDS Hld n	GDS	.46p	...	...	46.18	10.70	1129	34.25	+52.0
GSE Sy	GVP	...	...	16	3.85	2.35	13	3.75	+15.4
GSI Tech	GSIT	...	...	...dd	8.94	6.02	13	6.63	-16.7
GSV Cap	GSVC	...	...	5	9.39	4.82	142	6.82	+25.1
GTY TchHl	GTYH	...	...	...cc	10.20	9.75	118	10.14	+2.1
GTY Tc un	**GTYHU**	...	...	...	11.00	10.14	0	10.40	+.9
GTY Tch wt	GTYHW	...	...	...	1.49	.98		1.29	-4.4
G-III s	GIII	...	...	23	51.20	23.19	475	47.32	+28.3
GTx Inc rs	**GTXI**	...	...	...dd	25.60	7.50	402	23.29	+83.2
▲GW Pharm	**GWPH**	...	...	...dd	166.42	96.42	2911	170.10	+28.9
GWG Hldgs	GWGH	4.30e	...	...dd	13.10	5.85	16	6.53	-21.5
GabMedM n	MOGLC	...	...	...	100.04	99.96		100.04	
GabFood n	FOANC	...	...	...	100.04	99.96		100.04	
Gab RBI n	GRBIC	...	...	...					
Gaiam A	GAIA	...	...	...dd	22.75	11.20	61	16.45	+32.7
Galapag n	GLPG	...	...	...	122.28	84.13	84	115.26	+22.9
GalectinTh	**GALT**	...	...	...	9.49	1.28	2274	6.93	+107.5
GalmedPh	GLMD	...	...	15	27.06	3.61	110	12.83	+40.2
Gam&Lsr n	GLPI	2.52	7.3	19	37.98	32.51	1039	34.59	-6.5
GamngPtrs	GPIC	.12e	...	...	11.95	8.02	2	9.00	-19.9
▲Garmin	GRMN	2.12	3.0	22	69.51	51.62	830	69.71	+17.0
GarrisnCap	GARS	1.12	13.4	8	8.95	7.77	36	8.35	+3.0
Gemphire n	GEMP	...	...	...	11.43	.83	737	2.28	-71.3
Gencor s	GENC	...	...	33	18.45	12.25	6	12.70	-23.3
GenFin	GFN	...	...	...dd	15.40	4.90	88	14.20	+108.8
GenFin pfC	GFNCP	8.90	8.6	...	104.67	96.01		103.90	+3.5
GenFin 21	GFNSL	2.03	7.9	...	26.24	24.08	2	25.67	+1.7
GeneticT rs	GENE	...	...	...	2.05	.75	52	1.11	-4.3
GeniusBr n	GNUS	...	...	...	4.37	2.01	31	2.19	-19.5
GenMark	GNMK	...	...	...dd	9.93	3.63	307	7.61	+82.5
GenoceaB	GNCA	...	...	...dd	5.46	.49	262	.51	-56.0
▲Genomic	GHDX	...	...	...cc	68.85	26.54	306	68.42	+100.1
Genprex n	GNPX	...	...	...	19.45	2.16	60	2.44	-48.1
Gentex	GNTX	.44	1.9	14	25.41	18.51	2494	22.72	+8.4
Gentherm	THRM	...	...	55	49.80	30.18	305	49.15	+54.8
GeospcT hs	GEOS	...	...	...dd	18.71	9.18	59	12.84	-1.0
GerABcp s	GABC	.60	1.6	20	39.02	32.50	21	36.72	+3.9
GeronCp	GERN	...	...	...dd	6.99	1.74	3997	5.50	+205.6
Gevo rs	GEVO	...	...	...	24.74	2.75	288	4.31	-63.5
▲Gibraltar	ROCK	...	...	23	47.95	28.50	115	48.35	+46.5
GigaMda rs	GIGM	...	...	...dd	4.37	2.36	8	3.05	+.3
GilatSatell	GILT	...	...	...dd	9.34	5.84	9	9.04	+16.9
GileadSci	GILD	2.28	3.0	9	89.54	64.27	5716	74.83	+4.5
GlacierBc	GBCI	1.04f	2.3	24	46.28	33.38	320	45.03	+14.3
GladstnCap	GLAD	.84	8.8	10	9.92	7.80	92	9.59	+4.1
Gladst24 pf	GLADN	1.50	5.8	...	26.14	24.60	10	25.78	-.3
GladstnCm	GOOD	1.50	7.9	...dd	23.29	16.78	63	19.02	-9.7
GladCm pfA	GOODP	1.94	7.3	...	27.25	25.25	1	26.54	+.5
Gladstn pfB	GOODO	1.88	6.9	...	27.82	25.33	1	27.04	+3.7
GladCm pfD	GOODM	1.75	6.9	...	26.25	24.56	8	25.25	-2.5
GladstInv	GAIN	.80a	7.1	16	12.26	9.00	220	11.27	+1.0
GldsInv pf D	GAINM	1.56	6.2	...	25.78	25.07	2	25.28	-1.3
GladstIn pfE	GAINL	...	...	...	25.55	25.14	44	25.28	+.6
GladstLnd	LAND	.53	4.2	...cc	14.29	11.36	53	12.50	-6.9
GladLnd pfA	LANDP	1.59	6.2	...	27.95	25.31	1	25.45	-1.6
GlenBurnie	GLBZ	.40	3.1	29	13.55	10.52	11	12.89	+16.6
GblBldT n	GBT	...	...	...dd	68.05	26.80	729	41.40	+5.2
GblEagEnt	ENT	...	...	...dd	3.59	.87	417	2.18	-4.8
GlbIndem	GBLI	1.00	2.8	24	49.91	32.22	26	35.13	-16.4
GlbIndm 45	GBLIZ	1.94	7.6	...	26.21	25.02	0	25.45	-1.6
GlbIndem 47	GBLIL	1.97	7.6	...	26.24	25.26	3	26.01	+.5
GlSlfStor n	SELF	.26	6.3	...	5.15	3.92	16	4.15	-10.0
GlWatRs n	GWRS	.28	2.8	...	10.50	8.40	20	10.13	+8.5
GbXSpdvRE	SRET	1.24	8.2	...q	15.99	13.72	79	15.20	-2.2
GblXSocM	SOCL	...	...	...q	39.03	30.62	43	32.43	-1.6
GbXNsChiT	QQQC	.07e	.3	...q	34.11	24.30	6	26.69	-13.6
GbX Auto n	DRIV	...	...	...	15.78	14.15	8	15.01	-1.8
GblX SupDv	EFAS	...	...	...	19.06	16.68	3	17.46	-3.6
GblXYldco	YLCO	.51	4.2	...q	12.86	11.36	12	12.20	-3.1
GblX Rob n	BOTZ	...	...	...	27.42	21.20	2099	23.07	-2.7
▲GlbXCon ef	KRMA	...	...	...	21.35	18.04	2	21.40	+10.2
GblXMilTh	MILN	...	...	...	23.82	17.84	12	23.56	+22.3
GbX Longv	LNGR	...	...	...	22.39	18.69	1	21.98	+13.0
GlX Intrn n	SNSR	...	...	...	21.41	18.61	21	20.70	+4.3
GbX HlthW	BFIT	...	...	...	19.83	15.90	1	19.74	+18.5
GblXSupdiv	ALTY	1.25	8.2	...q	16.00	14.06	13	15.15	-1.0
GlX Fintc n	FINX	...	...	...	29.32	20.33	429	28.48	+29.7
▲GlXCatholc	CATH	...	...	...	36.22	30.74	6	36.43	+10.7
GlobusM rs	GLBS	...	...	...	2.26	.28	753	.39	-65.9
GluMobile	GLUU	...	...	...dd	7.80	3.02	1684	7.38	+102.7
GlycoMim	GLYC	...	...	...dd	26.05	10.25	447	14.46	-13.9
Gogo	**GOGO**	...	...	...dd	14.29	3.52	3370	5.68	-49.6
GolLNGLtd	GLNG	.50f	1.8	...	35.54	19.32	3045	27.63	-7.3
GolLNGPt	GMLP	2.31	17.4	...	23.46	12.71	470	13.29	-41.7
GolrLNG pf	GMLPP	2.19	8.6	...	26.70	24.22	11	25.34	-2.6
GoldBull n	DNJR	...	...	...	9.46	4.40	5	7.60	+60.2
GoldenEnt	**GDEN**	...	...	24	34.75	22.55	578	24.73	-24.3
GoldenOc rs	GOGL	.40	4.4	25	9.94	7.00	105	9.13	+12.0
GolubCap	GBDC	1.28a	6.8	13	19.47	17.35	109	18.77	+3.1
GoodTimes	GTIM	...	...	...dd	5.25	2.25	24	4.95	+86.8
Goodyear	GT	.56	2.3	8	36.07	20.75	4091	24.64	-23.7
GoosehIn n	GSHD	...	...	...dd	38.18	10.78	109	35.01	+122.3
GoPro	GPRO	...	...	...dd	11.89	4.42	4799	6.51	-14.0
GordPoin n	GRAQ	...	...	...	9.90	9.70		9.87	+1.8
GordPnt wt	GPAQW	...	...	...					
GordPoi un	GPAQU	...	...	...	10.46	9.97		10.45	+4.5
Gores III un	GRSHU	...	...	...	10.40	10.12	1	10.18	+.3
GorsHl A n	GSHT	...	...	...	10.60	9.85	190	10.48	+5.4
GoresHl wt	GSHTW	...	...	...	1.75	1.24		1.60	+1.9
GoresHl un	GSHTU	...	...	...	11.40	10.25		10.90	+5.2
GovPrpIT	GOV	1.72	14.9	19	19.60	10.97	2958	11.53	-37.8
GovPrpIT46	GOVNI	1.47	5.9	...	26.37	24.28	25	25.05	-3.1
GrCanyEd	LOPE	...	...	24	123.30	82.10	331	110.58	+23.5
Gravity s	GRVY	...	...	16	54.49	12.70	11	18.01	-61.9
GrElCp hn	GECC	1.00	10.3	...	10.87	8.76	29	9.67	-1.8
GrElm22 n	GECCL	1.63	6.4	...	26.97	24.75	1	25.62	+.7
GrElm25 n	GECCM	1.69	6.7	...	25.58	24.10	3	25.05	+2.4
GrElm hn	GEC	...	...	...	4.40	2.88	10	3.15	-22.2
GrLkDrge	GLDD	...	...	...dd	5.95	4.15	84	5.85	+8.3
GrtSoBc	GSBC	1.28f	2.2	16	61.65	48.10	19	58.30	+12.9
GreenBncp	GNBC	.40	1.7	19	25.15	19.55	227	23.90	+17.7
GreenBrick	GRBK	...	...	13	12.50	8.90	101	9.80	-13.3
GreenPlns	GPRE	.48	2.8	87	21.90	15.25	498	17.35	+3.0
GrnP LP n	GPP	1.90	13.0	8	20.39	14.40	76	14.65	-21.7
Greensky n	GSKY	...	...	...cc	27.02	14.49	1257	19.86	-15.0
GrCB NY s	GCBC	.40f	1.2	25	38.00	28.30	3	33.10	+1.5
GreenlAc rt	**GLACR**	...	...	...	.69	.31	1	.39	+8.3
GreenlAc un	GLACU	...	...	...	11.17	10.08		10.30	+1.7
GreenlAc n	GLAC	...	...	...	9.70	9.63	100	9.67	+.1
Greenlight	GLRE	...	...	...dd	23.00	11.25	279	12.80	-36.3
Greenpro n	GRNQ	...	...	...	22.70	2.53	3	2.65	-88.0
GrdsmHld n	GSUM	...	...	...	13.99	3.68	34	5.90	-35.5
Griffin	GRIF	.40f	1.0	...	46.50	33.95	2	38.65	+5.3
GrifolsSA s	GRFS	.46e	2.2	...	25.18	19.85	383	21.39	-6.7
GrinrdSh n	**GRIN**	...	...	...	20.50	7.22	2	7.83	-53.9
Groupon	GRPN	...	...	...	5.99	3.72	4013	3.92	-23.1
GpAeroCN	OMAB	1.71e	3.0	23	56.88	37.45	87	56.22	+35.5
GrpoFin	**GGAL**	.36e	1.3	...	73.45	18.30	4331	28.11	-57.3
GuarntyBc	GBNK	.65	2.1	19	35.20	25.70	150	30.65	+10.8
GuarBcs n	GNTY	.60f	1.8	21	37.36	28.00	50	33.18	+8.3
GuarFBc	GFED	.48	2.1	33	25.00	20.41	4	23.30	+4.3
GulfIsland	GIFI	.04	.4	...dd	13.95	6.90	25	9.55	-28.9
GulfRes	GURE	...	...	2	1.93	1.05	11	1.08	-26.5
GulfportE	GPOR	...	...	6	15.08	8.11	4008	11.72	-8.2
Gyrodyne n	GYRO	2.50e	...	...	22.84	18.91	2	20.51	+2.1

- H -

Name	Ticker Symbol	Div	Yield	PE	52-week High	52-week Low	Vol 1000s	Last	YTD %Chg
:H&E Eqp	HEES	1.10	3.0	12	44.24	25.70	227	36.71	-9.7
HD Supply	HDS	...	...	12	46.29	32.45	2025	42.38	+5.9
HF Foods n	HFFG	...	...	...	15.70	9.75	84	14.60	+48.1
HL Acqui n	HCCH	...	...	...	10.47	9.51		9.54	-.1
HL Acq un	HCCHU	...	...	...	10.43	10.05		10.22	+1.5
HL Acq rt	HCCHR	...	...	...	.45	.35		.42	+10.5
HMN Fn	HMNF	...	...	18	21.90	17.75	0	20.50	+7.3
HMS Hldgs	HMSY	...	...	81	33.85	11.01	256	32.26	+90.3
HTG Mol h	**HTGM**	...	...	...dd	5.83	1.65	665	4.59	+126.1
HV Bcp n	HVBC	.50e	...	...	18.50	13.75	1	15.45	+1.6
HabitRest	HABT	...	...	95	18.30	8.10	95	16.15	+69.1
HackettGp	HCKT	.34f	1.7	19	20.59	14.52	37	19.81	+26.1
Hailiang n	HLG	...	...	...	88.92	17.11	20	67.59	+49.5
HainCels lf	HAIN	...	...	...	44.37	25.41	2486	26.58	-37.3
HalladorE	HNRG	.16	2.7	7	7.98	4.79	30	5.87	-3.6
HallmkFn	HALL	...	...	...dd	11.83	8.62	10	10.53	+1.0
Halozyme	HALO	...	...	33	21.48	16.06	589	17.26	-14.8
HamiltnBc	HBK	...	...	...dd	16.20	13.50	0	14.48	-6.0
HamilLa n	HLNE	.85	1.8	47	54.59	23.21	211	46.62	+31.7
HancJaf n	**HJLI**	...	...	...	5.64	1.95	119	2.52	-51.9
HancWhit	HWC	.96	1.9	17	56.40	43.85	453	50.10	+1.2
HancWht 45	HWCPL	1.49	5.9	...	26.67	25.00	13	25.34	-2.8
HanmiFin	HAFC	.96	3.7	14	33.10	24.25	147	26.10	-14.0
Hanwha rs	HQCL	...	...	22	9.25	5.40	66	8.80	+25.4
HarbrOne n	HONE	...	...	63	20.19	17.25	14	19.60	+2.3
Harmonic	HLIT	...	...	...dd	5.65	2.80	251	5.20	+23.8
HartGlmp n	HFGIC	...	...	...	100.11	99.99		100.10	
HrvrdBio	HBIO	...	...	...cc	6.70	2.95	48	5.40	+63.6
HarvCapCr	HCAP	1.14a	10.3	8	13.92	9.90	19	11.08	+1.1
HarvCr22 n	HCAPZ	1.53	6.0	...	27.50	24.89	2	25.35	-.4
Hasbro	HAS	2.52	2.4	66	109.60	79.00	1071	107.01	+17.7
HawHold	HA	.48	1.2	6	44.25	32.40	295	40.20	+.9
Hawkins	HWKN	.88	2.1	21	42.85	30.55	16	42.00	+19.3
HawthornB	HWBK	.40	1.7	19	24.80	18.37	8	24.10	+20.8
HaymkAc n	HYAC	...	...	...	9.85	9.50		9.82	+2.7
HaymkA wt	HYACW	...	...	...	1.00	.77		.77	-3.8
HaymkA un	HYACU	...	...	...	10.43	9.88		10.32	+4.2
HaynesIntl	HAYN	.88	2.5	...cc	45.14	30.50	60	35.18	+9.8
HlthCSvc	HCSG	.78f	1.8	...	56.20	35.04	762	43.85	-16.8
HlthInsInn	HIIQ	...	...	41	57.03	12.65	328	53.95	+116.2
HealthEqty	HQY	...	...	95	99.99	42.92	503	93.05	+99.4
HlthStrm	HSTM	1.00e	...	72	31.86	21.15	82	30.44	+31.4
HrtlndEx	HTLD	.08	.4	22	25.22	17.38	223	20.29	-13.1
HeartFn	HTLF	.56f	.9	20	61.95	44.18	283	61.50	+14.6
HeatBio rs	HTBX	...	...	...	7.89	1.09	83	1.89	-50.7
HebronTc n	**HEBT**	...	...	...	3.75	1.25	6	1.49	-43.3
HeidrkStr	HSII	.52	1.5	...dd	45.29	18.55	80	35.00	+42.6
▲HelenTroy	HELE	...	...	17	129.45	81.10	365	131.40	+36.4
HeliosM rs	**HMNY**	...	...	...	9714.50	.01	48574	.01	-100.0
Helius Med n	HSDT	...	...	...	13.20	7.47	11	9.79	+25.4
HemisMda	HMTV	...	...	...	14.20	10.50	22	14.05	+21.6
HennesAd s	HNNA	.40	2.7	7	20.00	12.95	9	15.02	-9.2
▲HSchein s	HSIC	...	...	33	85.51	62.56	959	85.88	+22.9
HrtgeCo	HTBK	.44	2.8	18	18.10	13.46	111	15.52	+1.3
HrtgeFn	HFWA	.60	1.6	26	37.40	27.05	260	37.10	+20.5
HeritCryst	HCCI	...	...	31	25.20	17.10	25	21.05	-3.2
HernTher h	HRTX	...	...	...dd	42.90	14.40	1245	33.10	+82.9
HerzfldCrb	CUBA	.12e	...	...q	7.54	6.36	52	6.53	-8.7
HeskaCorp	HSKA	...	...	77	112.25	56.59	28	110.01	+37.2
Hexindai n	HX	.40p	...	...	17.00	7.00	86	8.31	-24.8
Hibbett	HIBB	...	...	11	29.60	12.60	490	20.60	+1.0
HighSenLn	SNLN	.79	4.3	...q	18.41	18.04	113	18.20	
HighpwrInt	HPJ	...	...	4	5.90	2.50	5	2.65	-28.4
HghwyH	HIHO	.40e	9.5	...	6.55	3.30	25	4.20	
HimaxTch	HIMX	.10e	1.6	43	13.95	5.70	989	6.28	-39.7
HingmSv	HIFS	1.40f	.6	19	242.00	179.97	2	216.99	+4.8
Histogenics	**HSGX**	...	...	...dd	3.35	.51	1898	.60	-70.9
Hollysys	HOLI	.12e	.6	9	28.35	16.00	132	20.73	-6.9
Hologic	HOLX	...	...	...dd	45.09	35.10	1257	41.17	-3.7
HomeBLA	HBCP	.76f	1.7	20	48.47	34.12	10	44.50	+3.0
HomeBcs s	HOMB	.48f	2.0	22	25.89	20.82	649	23.47	+.9
HmFdB LA	HFBL	.56f	1.6	21	36.75	26.35	1	34.20	+21.6
HomeStreet	HMST	...	...	27	32.60	24.50	55	28.75	-.7
HometBk n	HMTA	.16	1.0	...	16.50	10.80	24	15.80	+41.4
HomeTrBc	HTBI	...	...	29	30.00	24.20	36	29.70	+15.3
HomolMd n	FIXX	...	...	...dd	24.40	15.07	33	20.41	+9.4
▼HookerFu	HOFT	.56	1.6	13	52.75	35.10	65	35.30	-16.8
HopeBcp	HOPE	.56f	3.3	15	19.86	15.97	1539	17.05	-6.6
HopFedBc	HFBC	.28f	1.6	23	18.00	13.63	1	17.55	+24.5
HorizBcp s	HBNC	.40	2.0	18	22.13	17.07	102	19.93	+7.5
HorizPhm	HZNP	...	...	...dd	21.25	11.17	1092	18.84	+29.0
HorizTFn	HRZN	1.20	10.7	10q	11.97	9.92	67	11.23	+.1
Hor OEXcc	QYLD	2.26e	8.9	...q	25.50	22.67	164	25.27	+3.0
HorzDAX	DAX	.60m	2.1	...	34.00	27.46	1	29.12	-7.8
Hortonwks	HDP	...	...	...dd	26.22	15.50	1275	24.03	+19.5
HospPT	HPT	2.12	7.4	11	31.27	23.83	436	28.84	-3.4
HostessBr n	TWNK	...	...	21	15.40	11.00	712	11.82	-20.2
Hostess wt	TWNKW	...	...	...	2.51	1.23		2.23	-4.3
HoughMH	HMHC	...	...	...dd	12.25	5.10	605	7.55	-18.8
HoustWC	HWCC	.12m	1.5	...	9.32	4.70	17	7.90	+9.7
HovnEn pf A	HOVNP	...	...	...	8.47	4.50		4.75	-36.7
HowardBcp	HBMD	...	...	31	24.20	15.70	65	19.20	-12.7
HuazhuGr	HTHT	...	...	25	49.60	25.67	1225	30.99	-14.2
HubGroup	HUBG	...	...	27	56.60	37.90	174	47.75	-.3
HudsonGbl	HSON	.20	12.7	...dd	2.44	1.29	11	1.57	-30.2
HudsonTc	**HDSN**	...	...	2	9.80	1.22	335	1.31	-78.4
HuntJB	JBHT	.96	.8	17	131.74	100.25	1066	119.41	+3.9
HuntMar un	HUNTU	...	...	...	10.90	9.85		10.04	+1.7
HunterMar	HUNT	...	...	...	9.95	9.68	0	9.95	+1.9
HuntMar wt	HUNTW	...	...	...	.68	.25		.37	+22.9
HuntBncsh	HBAN	.56f	3.5	17	16.60	12.77	9035	15.98	+9.8
HuntBcs pf	HBANO	1.56	6.0	...	28.68	25.75	18	26.08	-7.3
HuntB pfC	HBANN	1.47	5.8	...	26.85	24.76	1	25.55	-1.8
Str 7handl n	HNDL	...	...	...	25.98	23.65	2	24.07	-4.0
Hurco	HURC	.44	1.0	15	50.50	37.95	18	45.15	+7.2
HuronCon	HURN	...	...	...dd	50.40	32.05	55	49.50	+22.4
HutChMd n	HCM	...	...	...	42.25	25.10	123	28.81	-26.9
HuttigBld	HBP	...	...	...dd	7.75	3.50	288	5.26	-20.9
Hydrognc	**HYGS**	...	...	...dd	12.00	4.95	127	7.25	-34.7
HyreCar n	**HYRE**	...	...	...	6.50	2.29	147	3.26	-36.1

- I -

Name	Ticker Symbol	Div	Yield	PE	52-week High	52-week Low	Vol 1000s	Last	YTD %Chg
:I-AMCap n	IAM	...	...	...	11.94	9.75	2	10.10	+2.3
I-AMCap wt	IAMXW	...	...	...	.35	.21		.26	-21.2
I-AMCap rt	IAMXR	...	...	...	.80	.21	43	.45	+50.7
i3 Vert n	IIIV	...	...	...	23.99	13.79	216	22.47	+22.5
IAC Inter	IAC	1.36	.6	47	223.54	113.01	815	215.08	+75.9
IBEX Hl n	IBEX	...	...	...					
ICAD	ICAD	...	...	...dd	4.89	2.80	28	2.85	-17.2
ICC Hld n	ICCH	...	...	71	18.00	14.54	0	15.01	-7.7
ICF Intl	ICFI	.56	.7	23	82.25	48.80	100	74.85	+42.6
ICU Med	ICUI	...	...	...cc	321.70	180.00	166	265.75	+23.0
▼IClickInt n	ICLK	...	...	...dd	11.40	4.30	118	4.34	-52.0
ID Syst	IDSY	...	...	...dd	8.05	5.37	62	6.29	-9.4
IdexxLab s	IDXX	...	...	73	256.22	146.09	714	242.02	+54.8
IES Hldgs	IESC	...	...	23	20.25	14.90	6	19.25	+11.6
IF Bancp	IROQ	.25	1.0	29	25.04	19.10	5	24.65	+25.4
IFresh n	IFMK	...	...	...dd	18.00	1.69	52	3.06	-76.4
IHS Mark	INFO	...	...	32	55.99	42.40	1273	54.94	+21.7
II-VI	IIVI	...	...	32	53.08	36.60	674	48.20	+2.7
IMV Inc n	IMV	...	...	...	7.21	4.50	6	5.29	-23.1
INTLFCStn	INTL	...	...	17	57.00	35.17	173	51.55	+21.2
IPG Photon	IPGP	...	...	26	264.11	153.37	544	162.56	-24.1
iPass rs	IPAS	...	...	...	8.87	1.76	403	2.01	-61.3
iPicEnt n	IPIC	...	...	...	17.00	5.91	25	6.10	-59.7
IQ US Lg n	CLRG	.08e	...	...	27.80	24.16	2747	26.65	+5.4
IQIYI n	IQ	...	...	...	46.23	15.30	7716	27.43	+76.4
IRSA Prop	IRCP	1.86e	7.5	...	64.68	24.00	30	24.90	-55.9
IRhythm n	IRTC	...	...	...dd	98.37	46.95	312	91.99	+64.1
iRobot	**IRBT**	...	...	46	118.75	55.77	1004	106.29	+38.6
iShEMAsia	EEMA	1.23e	1.8	...q	81.27	65.17	13	68.38	-7.3
iShTurkey	TUR	1.10e	4.9	...q	46.66	18.88	1521	22.39	-48.5
iShIntTBd s	IGOV	...	...	...q	52.22	47.85	60	48.84	-2.2
iShNewZea	ENZL	2.01e	4.1	...q	51.06	44.71	45	49.55	+4.4
iSh1-3yITB	ISHG	.20e	.2	...q	87.67	80.50	3	82.58	-1.9
iShSelDiv	DVY	3.03e	3.0	...q	102.54	91.67	434	101.98	+3.5
iShGTimb	WOOD	.94e	1.2	...q	83.88	65.71	13	77.13	+8.4
iShEurFn	EUFN	.74e	3.5	...q	25.85	19.38	1797	21.05	-9.7
iShAsiaexJ	AAXJ	1.30e	1.8	...q	83.52	67.22	925	70.95	-7.0
iShEMInfr	EMIF	.93e	3.3	...q	35.28	26.58	3	28.32	-13.9
iShGClnEn	ICLN	.33e	3.8	...q	10.08	8.30	75	8.71	-6.5
iShACWX	ACWX	1.00e	2.1	...q	53.74	45.77	636	48.10	-3.7
iSh ACWI	ACWI	1.43e	1.9	...q	77.54	68.14	1814	74.65	+3.6
iSEafeSC	SCZ	1.51e	2.4	...q	69.19	60.04	733	63.35	-1.8
iShEMBd	EMB	5.27e	4.9	...q	117.04	104.98	2891	107.01	-7.8
iShGnmaBd	GNMA	.75e	1.6	...q	50.06	47.84	7	47.98	-3.0
iSh7-10yTB	IEF	1.96	1.9	...q	107.39	100.33	2974	100.96	-4.4
iSh1-3yTB	SHY	.52	.6	...q	84.55	83.00	945	83.05	-1.0
iShEurRE	IFEU	1.46e	3.6	...q	42.63	37.90	3	40.09	-2.6
iShIntlRE	IFGL	1.48e	5.0	...q	31.77	28.31	56	29.34	-2.2

Continued on **next page**

Continued from **previous page**

Nasdaq

Name	Ticker Symbol	Div	Yield	PE	52-week High	52-week Low	Vol 1000s	Last	YTD %Chg
iShEuroSC	IEUS	1.08e	1.9	...q	62.36	53.84	28	57.26	-1.0
iShs SOX	SOXX	1.55e	.8	...q	198.84	151.93	482	188.80	+11.2
iShIndia50	INDY	.15e	.4	...q	39.29	33.37	343	35.95	-3.2
iShNsdBio s	IBB	...	...	...q	122.53	100.22	1311	119.29	+11.7
iShMBS	MBB	3.04e	2.4	...q	107.39	102.92	791	103.11	-3.3
iShBrUSIn s	USIG	...	...	...q	56.25	53.19	103	53.51	-4.5
iShIntTr s	IGIB	...	...	...q	55.16	52.86	803	52.97	-3.0
iShShrtT s	IGSB	...	...	...q	52.72	50.59	424	51.78	-.9
iSh3-7yTrB	IEI	1.78	1.5	...q	124.07	118.68	260	118.92	-2.7
iSCorUSVal s	IUSV	1.16e	2.0	...q	58.64	51.41	272	57.63	+4.0
▲iSCorUSGr s	IUSG	.72e	1.2	...q	62.14	49.84	222	62.15	+15.6
iShShtTrB	SHV	.03e	...	...q	110.47	110.18	610	110.37	+.1
iShUSPfd	PFF	2.13a	5.7	...q	38.94	36.52	2634	37.10	-2.5
iShCrShUS s	ISTB	...	...	...	50.32	48.89	106	48.92	-1.8
iShSCGrth	IJT	1.54e	.7	...q	209.28	157.35	87	205.38	+20.7
Itus Cp hrs	ITUS	...	...	...	6.43	.70	163	4.67	+97.9
Iberiabnk	IBKC	1.52	1.8	28	87.55	68.55	449	84.80	+9.4
Iberia pfB	IBKCP	1.66	6.1	...	30.16	25.82	2	27.01	-4.8
Iberiab pfC	IBKCO	1.65	6.1	...	28.55	26.21	9	27.20	-3.2
Icahn Ent	IEP	7.00f	10.3	28	81.88	51.01	78	67.90	+28.1
IchorHld n	ICHR	...	...	8	35.51	18.76	772	21.51	-12.6
▲Icon PLC	ICLR	...	...	38	150.18	101.22	234	149.99	+33.7
IconixBrnd	ICON	...	...	...dd	5.99	.21	641	.24	-81.4
IdealPower	IPWR	...	...	...dd	2.85	.60	77	.70	-50.7
Identive lf	INVE	...	...	...dd	6.70	2.55	27	6.24	+86.8
IderaPh rs	IDRA	...	...	...	22.96	5.20	185	8.32	-50.7
iKangHlth	KANG	...	...	15	21.01	13.15	135	17.25	+9.2
Ikonics	IKNX	...	...	...	13.03	7.25	0	10.50	+39.6
Illumina	ILMN	...	...	93	357.93	196.00	563	356.32	+63.1
ImageSens	ISNS	...	...	...dd	6.75	2.50	4	6.05	+105.1
Immersn h	IMMR	...	...	5	17.71	5.76	223	10.43	+47.7
ImmuCell	**ICCC**	...	...	92	9.25	5.95	50	8.25	-6.1
ImmuneDs	IMDZ	...	...	...dd	11.10	2.80	126	3.55	-9.0
ImunoGn	IMGN	...	...	...dd	13.41	4.80	1630	9.24	+44.1
Imunmd	IMMU	...	...	...dd	27.33	8.68	1171	22.53	+39.4
Immuron n	IMRN	...	...	...	16.70	4.63	5	9.60	+81.5
Immurn wt	IMRNW	...	...	...	1.47	.83		1.40	+53.8
Immutep	IMMP	...	...	...	3.36	1.25	154	3.05	+94.3
ImpaxLabs	IPXL	...	...	...dd	25.70	15.60		18.30	+9.9
Imperva	IMPV	...	...	...dd	57.65	37.17	185	46.30	+16.6
Impinj n	PI	...	...	...	41.97	9.95	406	24.91	+10.6
ImprimisP	IMMY	...	...	...dd	3.39	1.35	151	2.80	+64.7
Incyte	INCY	...	...	...dd	120.97	60.23	1139	68.28	-27.9
IndBkMA	INDB	1.52	1.7	24	95.00	66.85	56	89.95	+28.8
IndBkMI	IBCP	.60	2.4	19	27.10	20.35	72	24.65	+10.3
IndepBkTX	IBTX	.56	.8	18	79.00	55.95	211	68.70	+1.6
IndusAcq n	INDU	...	...	...	11.74	9.68	414	10.20	+4.6
IndusAq wt	INDUW	...	...	...	.55	.36		.54	+28.3
IndusAc un	INDUU	...	...	...	12.22	9.95		11.10	+10.4
IndSvAm lf	IDSA	...	...	...	2.70	1.45	15	2.31	+40.9
IndLogis n	ILPT	.60e	...	69	24.70	17.21	420	21.31	-8.7
Infinera	INFN	...	...	...dd	12.39	6.10	2889	7.30	+15.3
InfinityPh	INFI	...	...	...dd	3.75	1.10	343	2.31	+13.8
InflaRx n	IFRX	...	...	75	42.83	14.47	57	34.40	+64.2
InfoSvcs	III	.20f	4.0	6	5.45	3.58	52	4.96	+18.9
InfrEnAlt	IEA	...	...	...	11.27	8.25	61	10.49	+5.8
InfrEnAl wt	IEAW	...	...	...	.99	.45		.93	+18.2
InglesMk h	IMKTA	.66	1.9	15	37.65	22.63	45	34.40	-.6
InnerWkgs	INWK	...	...	23	12.03	5.90	107	7.92	-21.0
Innodata	INOD	...	...	...dd	1.60	.88	17	1.35	-.7
Innophos	IPHS	1.92	4.2	41	51.34	38.66	108	45.58	-2.5
Innospec	IOSP	.88f	1.2	30	83.20	57.10	106	76.40	+8.2
InnovBio rs	INNT	...	...	...	50.50	3.43	574	6.83	+12.0
MnstD wt h	MSDIW	...	...	...	.18	.01		.05	+2.0
▼InnovSolu	ISSC	...	...	10	3.82	2.46	4	2.46	-16.3
Innoviva	INVA	1.00	6.4	15	17.99	11.47	742	15.70	+10.6
Inogen	INGN	...	...	...cc	287.79	91.80	226	254.00	+113.3
Inovalon n	INOV	.12p	...	...	17.70	8.90	483	11.15	-25.7
InovioPhm	INO	...	...	...dd	7.00	3.64	445	4.90	+18.6
Inpixon rs	INPX	...	...	...	18.30	.10	4734	.16	-97.5
InseegoCp	INSG	...	...	...dd	4.49	1.26	510	3.96	+146.0
InsightEnt	NSIT	...	...	19	56.86	32.11	144	54.26	+41.7
Insignia s	ISIG	.70e	...	...dd	2.40	1.03	157	1.79	+50.4
Insmed	**INSM**	...	...	...dd	33.94	18.64	1102	21.73	-30.3
InspEnt	INSE	...	...	...	14.00	4.40	2	6.35	-35.2
Insteel	IIIN	.12a	.3	23	43.78	24.51	106	36.49	+28.8
Insulet	PODD	...	...	...dd	108.91	54.55	408	102.60	+48.7
InsysTher s	INSY	...	...	...dd	14.00	4.10	837	9.45	-1.8
IntecPhm n	NTEC	...	...	...dd	9.80	3.55	357	4.45	-13.6
IntegLfSc s	IART	...	...	72	67.50	41.51	451	63.40	+32.5
IntgDv	IDTI	...	...	49	47.45	25.11	4359	47.11	+58.5
IntegMed n	IMTE	...	...	...	44.00	1.85	1	10.40	+84.8
Intel	INTC	1.20	2.5	18	57.60	36.66	21747	47.20	+2.3
Intellia n	NTLA	...	...	...dd	35.99	16.33	626	31.51	+63.9
IntParfum	IPAR	.84	1.3	42	67.50	39.11	43	64.75	+49.0
InteractB	IBKR	.40	.7	38	80.32	41.57	515	58.68	-.9
InterceptP	ICPT	...	...	...dd	124.40	51.05	349	118.85	+103.4
InterDig	IDCC	1.40	1.7	13	85.85	69.33	298	80.65	+5.9
Interface	TILE	.26	1.1	24	26.25	20.00	276	23.40	-7.0
Intergroup	**INTG**	...	...	...dd	39.35	21.30	10	32.75	+37.4
IntInkEl n	LINK	...	...	62	8.00	2.50	6	4.35	-16.7
Intermolec	IMI	...	...	...dd	1.98	.91	22	1.19	-13.1
Internap rs	INAP	...	...	...	22.36	8.88	263	13.73	-12.6
IntlBcsh	IBOC	.66	1.4	18	47.95	36.65	168	47.70	+20.2
IntMonEx n	IMXI	...	...	...	11.99	9.06	270	11.33	+14.2
IntMonEx wt	IMXIW	...	...	...	1.70	.95		1.25	-9.4
IntlSpdw	ISCA	.47f	1.0	9	49.95	34.20	65	44.85	+12.5
IntrntGold	IGLD	...	...	...	10.91	2.17	5	2.72	-67.8
IntrntInitJ	IIJI	.12e	1.2	...	12.50	8.65	4	10.07	+10.5
IntrpDia rs	IDXG	...	...	1	1.80	.77	1583	1.65	+61.8
IntersENT	XENT	...	...	...dd	42.95	25.15	144	29.15	-10.0
Intersectns	INTX	...	...	...dd	3.50	1.29	13	1.77	-21.7
Intevac	IVAC	...	...	...cc	9.15	4.50	38	5.10	-25.5
IntraCellu	ITCI	...	...	...dd	25.82	13.93	232	21.84	+50.8
IntriCon	**IIN**	...	...	...cc	76.80	10.40	328	62.75	+216.9
Intuit	INTU	1.88f	.8	49	229.86	140.21	1360	221.45	+40.4
IntSurg s	ISRG	...	...	82	572.96	337.80	387	561.18	+53.8
InBLDR As	ADRA	.72e	2.2	...q	37.70	31.65	3	32.85	-4.9
InBLDR Dv	ADRD	.72e	3.2	...q	25.31	21.58	6	22.69	-3.6
InBLDR Em	ADRE	.60e	1.5	...q	48.92	38.82	18	40.85	-5.3
InBLDR Eu	ADRU	.78e	3.6	...q	24.65	21.01		21.82	-4.8
▲In SCMatII	PSCM	.41e	.7	...q	56.85	46.41	1	56.96	+8.8
InSC UtilII	PSCU	1.21e	2.1	...q	58.14	47.05	8	57.41	+8.7
InOpYCmd	PDBC	...	...	...q	19.43	16.57	8654	18.23	+4.5
InvMltStr	LALT	...	...	...q	23.50	19.26	2	21.52	+1.2
InvGDrChi	PGJ	.20e	.5	...q	50.87	36.02	15	39.06	-12.9
▲InvDivAch	PFM	.50e	1.8	...q	27.86	24.48	9	27.93	+5.6
InvHiYlDv	PEY	.54	3.0	...q	18.61	16.53	317	18.30	+2.8
InvIntlDiv	PID	.65e	4.1	...q	17.38	15.28	117	16.03	-3.1
InvNsdMo	DWAQ	.06e	.1	...q	118.73	94.89	0	115.86	+12.9
InvUtils	PUI	.63e	2.2	...q	29.97	23.64	3	28.84	+3.7
InvWtrRs	PHO	.18e	.6	...q	32.43	27.54	37	32.43	+7.1
InvBuybk	PKW	.52e	.8	...q	63.49	54.38	151	62.15	+5.3
InvNasIntn	PNQI	...	...	...q	147.75	107.53	36	135.01	+16.7
InvSmMid	PRFZ	1.30e	.9	...q	146.46	120.43	22	143.96	+10.8
InvBasMat	PYZ	.61e	.9	...q	75.26	63.76	3	70.98	+.5
Inv CnsCyc	PEZ	.30e	.5	...q	60.17	46.14	7	59.38	+18.1
InvTechM	PTF	.26e	.4	...q	68.67	48.30	12	65.51	+24.3
InvDWA M	PDP	.11e	.2	...q	60.23	47.88	55	59.40	+15.0
InvInds	PRN	.19e	.3	...q	66.55	56.77	2	65.38	+7.3
InvHlthcr	PTH	...	...	...q	98.66	64.71	28	96.55	+34.0
Inv Fincl	PFI	.14e	.4	...q	37.29	31.64	2	35.50	+1.1
InvEngy	PXI	.69e	1.6	...q	46.64	33.36	18	42.47	+7.6
InvCnsStp	PSL	.67e	.9	...q	73.71	60.18	7	72.76	+11.8
In1-30TrII	PLW	.66	2.1	...	33.07	30.78	26	31.01	-5.4
InSC InfoII	PSCT	.08e	.1	...q	89.80	71.36	10	86.37	+13.0
InSC Ind II	PSCI	.40e	.5	...q	76.19	57.12	6	74.23	+15.1
InSC HCrII	PSCH	...	...	...q	145.25	88.12	151	141.61	+43.7
InSC FinII	PSCF	.97e	1.5	...q	60.55	50.44	167	59.21	+8.6
InSC EgyII	PSCE	.14e	.9	...q	18.77	13.10	18	15.97	+3.7
InSC CnS II	PSCC	1.34e	1.6	...q	87.16	65.00	9	85.20	+13.9
InSC CnDsII	PSCD	.35e	.5	...q	72.14	53.58	4	70.07	+14.6
PS Rs1KLB	USLB	...	...	...q	32.32	29.19		31.45	+.8
InLadR0-5 II	LDRI	.46	1.9	...q	25.07	24.34	1	24.50	-1.5
InKBWRg II	KBWR	.79e	1.3	...q	61.23	50.59	8	58.84	+5.1
InP&CInsII	KBWP	.69e	1.0	...q	65.50	56.31	6	64.74	+9.0
InKbwReit	KBWY	2.58	7.6	...q	38.43	29.75	336	33.93	-4.2
InKbwHiD II	KBWD	2.10	9.0	...q	24.49	21.09	68	23.44	-.7
In KBWBkII	KBWB	.58e	1.0	...q	60.38	48.49	254	57.27	+4.1
InIntByb II	IPKW	.29e	.8	...q	40.14	33.54	24	34.72	-7.6
InGlbWtII	PIO	.34e	1.3	...q	27.16	24.13	10	25.50	-2.1
InGlGoldII	PSAU	.10e	.6	...q	21.02	14.29	20	15.60	-20.6
InGlbAgrII	PAGG	.74e	2.7	...q	28.90	25.83	0	27.77	+1.4
In IntlLB II	IDLB	...	...	...q	32.01	28.33	1	29.57	-1.9
InDWATcR II	DWTR	...	...	...q	32.23	26.24	3	31.49	+11.5
InTactII	DWIN	1.18	4.7	...	27.77	24.71	32	25.09	-6.7
In SmCMoII	DWAS	.07e	.1	...q	59.52	44.80	16	58.01	+19.1
InDWA MoII	DWLV	...	...	...	34.27	32.05	18	33.82	+1.0
InEmMomII	PIE	.12e	.7	...q	22.22	17.33	31	18.18	-11.5
InDevMoII	PIZ	.26e	.9	...q	29.70	26.47	18	27.91	+1.0
Investar	ISTR	.16f	.6	26	29.90	20.35	8	26.75	+11.1
InvestBncp	ISBC	.36	2.8	19	14.69	12.30	1715	12.66	-8.8
InvTitl	ITIC	1.60a	1.0	13	221.88	162.03	1	167.30	-15.7
Invuity n	IVTY	...	...	...dd	9.55	2.35	398	7.35	+18.5
IonisPhm	IONS	...	...	...cc	65.51	39.07	702	50.80	+1.0
IovanceTh	IOVA	...	...	...dd	19.90	6.60	975	13.65	+70.6
iPLgExR1K	ROLA	...	...	...q				147.93	
iPTr5yBear	DFVS	...	...	...q	37.80	27.88	0	37.80	+19.2
iPUST5yBull	DFVL	...	...	...	66.80	61.02		62.64	-4.3
▲iRadimed	IRMD	...	...	...cc	32.00	9.40	86	31.55	+108.3
Iridex	IRIX	...	...	...dd	10.98	4.28	79	6.45	-15.4
IridiumCm	IRDM	...	...	24	21.55	9.80	760	20.25	+71.6
Iridium pfB	IRDMB	16.88	2.5	...	709.07	355.05	0	673.97	+67.7
IronwdPh	IRWD	...	...	...dd	21.20	12.89	411	17.30	+15.4
▲iShRUT P n	AMCA	.26e	...	...	28.93	24.95	9	28.97	+5.9
iSh USD n	SUSC	...	...	...	25.49	24.01	1	24.21	-4.9
iSh 1-5Yr n	SUSB	...	...	...	25.26	24.46	24	24.54	-1.7
iShExpoTc	XT	.14p	...	...q	39.15	33.77	81	38.93	+9.8
▲iSh USA Op	ESGU	.92e	1.4	...	64.19	54.50	8	64.63	+10.8
iShHYlexOG	HYXE	...	...	...	51.95	49.68		50.78	-.5
iShFallAn n	FALN	1.48a	5.6	...	30.06	26.00	24	26.51	-2.3
iSh ESG Opt	ESGD	...	...	...	72.49	63.39	24	66.81	-1.5
iSh GlImp n	MPCT	1.18e	2.0	...	62.84	55.76	2	58.89	-.5
iShCTotBd s	IUSB	...	...	...q	51.24	48.94	93	49.05	-3.6
iShCHGer	HEWG	.68e	1.7	...q	30.35	26.49	29	27.56	-3.9
iSh UAE	UAE	.63e	4.1	...q	18.08	14.87	12	15.26	-9.2
iSh Qatar	QAT	.66e	3.7	...q	18.38	13.01	12	17.64	+8.9
iShCmdSel	COMT	1.89e	4.9	...q	40.62	33.83	111	38.44	+5.8
iShGblGld rs	RING	...	...	...q	20.35	13.33	200	14.64	-22.1
Isramco	ISRL	...	...	...dd	135.05	92.00	2	125.50	+19.9
Iteris	ITI	...	...	...dd	8.17	4.09	65	5.23	-25.0
▼IterumTh n	**ITRM**	...	...	...	13.00	8.09	182	6.87	-46.5
Itron	ITRI	...	...	...dd	79.95	55.26	138	66.30	-2.8
IturanLoc	ITRN	.96	2.9	18	38.00	29.25	26	33.40	-2.3
IvyNxFoc ef	IVFGC	...	...	...	100.02	99.99		100.02	
IvNxFcVl ef	IVFVC	...	...	...	100.02	99.99		100.02	
IvNxShEn	IVENC	...	...	...	100.05	99.98		100.02	
IzeaWrldwd	IZEA	...	...	...	7.85	.80	415	1.68	-62.8

- J -

Name	Ticker Symbol	Div	Yield	PE	52-week High	52-week Low	Vol 1000s	Last	YTD %Chg
:J&J Snack	JJSF	1.80	1.2	23	159.05	125.98	39	147.44	-2.9
j2Global	JCOM	1.70f	2.1	29	91.58	70.27	371	82.58	+10.1
JD.com	JD	...	...	14	50.68	25.27	15133	26.93	-35.0
JMU Ltd rs	**JMU**	...	...	...	8.88	1.03	323	1.27	-75.1
JackHenry	JKHY	1.48	.9	36	163.68	100.78	557	160.28	+37.0
JackInBox	JACK	1.60	1.9	22	108.55	79.23	411	84.22	-14.2
JkksPac	JAKK	...	...	...dd	3.55	1.95	35	2.60	+10.6
JRiverGrp	JRVR	1.20a	2.9	28	44.34	32.17	81	42.10	+5.2
JanusSmC	JSML	...	...	...	51.25	33.68	13	45.55	+24.0
JanSmMid	JSMD	...	...	...	47.85	34.72	3	46.67	+20.2
JanLTCar n	OLD	...	...	...	27.56	21.60	1	26.74	+11.7
JanObes n	SLIM	...	...	...	40.01	27.34	5	37.76	+21.8
JanOrgan n	ORG	...	...	...	36.00	29.36	4	31.83	-7.8
Jason Inds	JASN	...	...	...dd	3.88	1.17	163	3.10	+30.8
Jason wt	JASNW	...	...	...	.06	.01		.02	-17.4
JazzPhrm	JAZZ	...	...	23	184.00	128.58	308	164.36	+22.1
JensynAc n	JSYN	...	...	...	11.44	10.10	0	11.40	+10.7
JensynAc rt	JSYNR	...	...	...	.45	.15		.38	+66.7
JensynAc wt	JSYNW	...	...	...	.55	.11		.37	-1.3
JensynAc un	JSYNU	...	...	...	12.50	9.01		12.25	+12.9
▼JerashHl n	JRSH	...	...	...	11.00	5.13	154	5.10	-40.6
JetBlue	JBLU	...	...	13	23.08	17.10	2617	19.91	-10.9
JetPay h	JTPY	...	...	...dd	4.90	1.60	5	1.65	-35.0
JewettCm s	JCTCF	...	...	23	8.96	6.50	0	8.13	+8.4
JohnsnOut	JOUT	.48	.5	20	107.36	59.13	39	94.73	+52.6
JointCorp	JYNT	...	...	...dd	9.64	4.10	29	8.68	+75.0
JounceTh n	JNCE	...	...	...	29.25	6.26	256	6.90	-45.9

- K -

Name	Ticker Symbol	Div	Yield	PE	52-week High	52-week Low	Vol 1000s	Last	YTD %Chg
:K2M Grp	KTWO	...	...	...dd	27.50	16.44	770	27.30	+51.7
KBL Merg n	KBLM	...	...	...	10.69	9.68		10.04	+3.4
KBL Mrg wt	KBLMW	...	...	...	.28	.17		.23	+16.8
KBL Mrg rt	**KBLMR**	...	...	...	.56	.25	141	.42	+44.8
▲KBL Mg un	**KBLMU**	...	...	...	10.75	9.10	6	11.50	+13.2
KBS Fash rs	**KBSF**	...	...	...	15.00	2.03	279	4.35	+5.1
KCAP Fin	KCAP	.40	12.3	...	4.00	2.91	43	3.26	-4.4
KCAP 22 n	KCAPL	1.53	6.1	...	25.73	24.65	3	25.04	-.2
KEYW Hld	KEYW	...	...	...dd	9.84	4.94	251	8.76	+49.2
KLA Tnc	KLAC	3.00f	2.9	14	123.96	96.12	2365	103.92	-1.1
KLX EnS n	KLXE	...	...	...	30.50	28.11	650	28.93	-3.5
KLX	KLXI	...	...	23	62.68	33.34	3720	62.68	+33.7
KVHInd	KVHI	...	...	...dd	14.15	9.05	16	12.15	+17.4
KaiserAlu	KALU	2.20	2.0	40	119.66	90.93	72	112.03	+4.8
Kala Ph n	KALA	...	...	...	25.87	10.34	141	10.96	-40.7
Kalvista rs	**KALV**	...	...	...dd	18.90	6.65	107	18.00	+84.6
Kamada	KMDA	...	...	...	6.20	4.26	28	5.95	+25.3
KandiTech	**KNDI**	...	...	...	9.90	3.60	1695	5.65	-16.9
Karyophm	KPTI	...	...	...dd	21.71	9.00	354	18.98	+97.7
KayAnAc n	KAAC	...	...	...	10.34	9.64	102	10.10	+4.0
KayAnAc wt	KAACW	...	...	...	1.04	.59		1.00	+17.6
KayneAn un	KAACU	...	...	...	11.18	9.85		10.54	+5.8
KaziaTh rs	KZIA	...	...	...	6.68	1.63	1	3.23	+1.6
KearnyF s	KRNY	.16f	1.2	53	15.60	12.75	538	13.90	-3.8
KellySA	KELYA	.30	1.2	24	32.31	21.44	89	24.59	-9.8
KellySB	KELYB	.30	1.3	13	34.30	21.50		24.00	-15.8
KemPhm n	**KMPH**	...	...	...dd	8.40	3.45	180	4.68	+15.4
KY FstFd	KFFB	.40	5.2	32	10.00	7.40	1	7.75	-13.4
KeryxBio	**KERX**	...	...	...dd	8.07	2.78	645	3.14	-32.5
KewnSc	KEQU	.76f	2.3	18	38.80	24.56	2	33.10	+14.2
KeyTrn	KTCC	...	...	15	8.60	6.74	1	7.81	+14.5
Kforce	KFRC	.72f	1.9	29	43.51	17.56	247	37.55	+48.7
KimballEl	KE	...	...	19	22.45	15.75	30	19.40	+6.3
KimballInt	KBAL	.32f	1.8	18	20.97	15.40	55	17.47	-6.4
KindredBio	KIN	...	...	...dd	15.75	6.80	171	12.95	+37.0
▼KingldJw	**KGJI**	...	...	2	2.50	1.01	249	1.01	-50.0
Kingstone	KINS	.40	2.1	29	21.70	13.21	11	18.85	+.3
KingtoneW	KONE	...	...	...	9.90	2.67		7.67	+79.2
▲KiniksaPh n	**KNSA**	...	...	...dd	31.41	13.04	225	30.93	+58.9
KinsaleCp n	KNSL	.28	.5	...	63.38	39.38	33	61.51	+36.7
Kirklands	KIRK	...	...	28	13.48	8.55	232	9.35	-21.9
KitovPh n	KTOV	...	...	...	3.81	1.60	133	1.75	-23.2
KitovPh wt	KTOVW	...	...	...	1.10	.44		.67	+11.7
KonaGrill	KONA	...	...	...dd	4.50	1.55	24	2.50	+42.9
KopinCp	KOPN	...	...	...dd	4.60	1.95	366	2.22	-30.6
KornitDig n	KRNT	...	...	...	22.20	11.70	173	20.05	+24.1
Koss h	KOSS	...	...	...dd	4.69	1.40	2	2.77	-10.4
KraftHnz n	KHC	2.50	4.3	16	82.48	54.11	5365	57.57	-26.0
KratosDef	KTOS	...	...	...dd	14.87	8.90	1489	13.82	+30.5
KrystlBio n	KRYS	...	...	...	21.17	8.03	20	17.00	+61.6
Kulicke	KLIC	.48	1.9	54	28.71	19.34	265	25.37	+4.3
KuraOnc n	KURA	...	...	...dd	24.03	11.70	203	17.00	+11.1

- L -

Name	Ticker Symbol	Div	Yield	PE	52-week High	52-week Low	Vol 1000s	Last	YTD %Chg
:LCNB Corp	LCNB	.64	3.4	17	22.84	17.93	82	18.85	-7.8
LF CapA n	LFAC	...	...	...	10.10	9.55	34	9.60	-.3
LF CapA un	LFACU	...	...	...	10.18	9.92	35	10.08	+.8
LGI Homes	LGIH	...	...	8	81.88	44.79	401	48.80	-35.0
LHC Grp	LHCG	...	...	47	100.90	58.65	229	98.02	+60.0
LKQ Corp	LKQ	...	...	19	43.86	29.60	3629	33.02	-18.8
LM FdgA n	LMFA	...	...	...	6.65	.35	38	.47	-70.1
LM FdgA wt	LMFAW	...	...	...	.30	.03		.05	+28.2
LPL Fincl	LPLA	1.00	1.5	23	73.28	47.05	1181	65.90	+15.3
LRAD h	LRAD	.04	1.3	...dd	3.58	1.75	65	3.05	+22.5
LSI Ind lf	LYTS	.20	4.2	22	8.88	4.14	84	4.75	-31.0
LaJollaPh	LJPC	...	...	...dd	41.36	19.65	202	22.01	-31.6
LakeShBc h	LSBK	.40	2.4	41	18.00	15.80	0	17.00	-.9
LakeldB	LBAI	.46	2.5	17	21.90	17.95	105	18.50	-3.9
Lakelnd s	LKFN	1.04	2.1	20	52.43	44.42	37	48.40	-.2
Lakelnd	LAKE	...	...	11	16.85	12.20	23	13.40	-7.9
LamResrch	LRCX	4.40	2.8	15	234.88	149.02	2432	155.28	-15.6
LamarAdv	LAMR	3.64	4.7	26	79.41	61.36	304	77.78	+4.8
LancastrC	LANC	2.40	1.6	36	161.69	115.81	85	153.58	+18.9
Landcad n	LCA	...	...	...	10.50	9.89	20	10.25	+3.1
Landcad wt	LCAHW	...	...	...	.80	.59		.69	-1.3
Landcad un	LCAHU	...	...	...	13.08	9.65	0	11.16	+6.1
Landec	LNDC	...	...	17	15.60	11.42	34	13.45	+6.7
LandBncp	LARK	.80b	2.8	30	29.48	25.83	1	29.00	
LandmInfr	LMRK	1.47	11.1	21	18.75	12.68	57	13.30	-26.5
LandIn pfA	LMRKP	2.00	7.9	...	26.14	21.76	8	25.35	+.3
LndInf un B	LMRKO	1.98	8.1	...	25.59	22.15	3	24.52	-3.9
LandInf pfC	LMRKN	1.75	7.6	...	25.22	22.07	2	22.93	-5.4
LandsEnd	LE	...	...	17	31.15	10.55	231	17.55	-10.2
Landstar	LSTR	.66f	.5	27	128.70	94.80	273	123.30	+18.4
Lantheus n	LNTH	...	...	5	24.45	12.80	316	16.20	-20.8
Lantronix	LTRX	...	...	...	6.47	1.78	195	4.28	+111.9
Lattice	LSCC	...	...	...dd	8.40	5.05	669	7.71	+33.4
LaureatE n	LAUR	...	...	...	16.99	10.46	813	15.98	+17.8
Lawsn	LAWS	...	...	10	36.90	21.00	10	32.35	+30.7
Lazydays n	LAZY	...	...	27	11.10	7.25	99	8.00	-27.9
LeMaitreV	LMAT	.28	.8	39	41.28	28.23	71	34.30	+7.7
LeapTh n	LPTX	...	...	...	10.25	4.90	37	6.87	+10.1
LegacyRes	LGCY	...	...	...dd	10.54	1.07	380	4.69	+191.3
LegcyR pf	LGCYP	2.00	14.6	...	19.25	3.69	4	13.66	+190.6
LegcyR pfB	LGCYO	2.00	15.0	...	19.24	3.69	3	13.30	+183.6
LegacyTxF	LTXB	.64	1.4	20	47.18	35.16	229	46.26	+9.6
LM DevDvr	DDBI	...	...	...q	31.49	28.37	0	29.84	+.5
LM EMDvr	EDBI	...	...	...q	35.60	27.93		29.46	-10.8
LM USDvrs	UDBI	...	...	...q	34.50	30.14		33.76	+7.0
LM LoVHiD	LVHD	...	...	...q	32.10	28.75	45	31.27	-.8
LM Gl Inf n	INFR	...	...	...	30.23	27.00	0	27.95	-5.2
LM SC Qu n	SQLV	...	...	...	31.00	24.78	12	30.36	+11.5
LeisAcq n	LACQ	...	...	...	9.75	9.55		9.75	
LeisAcq wt	LACQW	...	...	...	.70	.50		.70	+27.3
LeisAcq un	LACQU	...	...	...	10.28	9.30	2	10.15	+2.4
LendgTree	TREE	...	...	...dd	404.40	205.45	132	230.80	-32.2
LevOneBc n	LEVL	.03p	...	59	30.79	25.51	9	27.80	-5.0
LexiPhm rs	LXRX	...	...	...dd	13.97	7.67	436	10.71	+8.4
LexnFint n	LX	...	...	63	20.00	9.55	779	10.05	-27.7
LianlouSm	LLIT	...	...	...	3.69	1.26	0	1.73	-1.4
LibBrdbdA	LBRDA	...	...	...dd	98.53	67.75	116	84.90	-.2
LibBrdbdC	LBRDK	...	...	...dd	99.68	68.33	562	84.84	-.4
LibExpA n	LEXEA	...	...	...	56.82	35.89	254	47.97	+8.2
LibExpB n	LEXEB	...	...	...	55.00	39.17	0	48.05	+6.7
LibtyGlobA	LBTYA	...	...	...dd	39.73	25.87	1271	29.17	-18.6
LibtyGlobB	LBTYB	...	...	...	39.00	26.75		28.30	-20.4
LibtyGlobC	LBTYK	...	...	...	37.86	25.05	4729	28.25	-16.5
LibLA A n	LILA	...	...	...dd	24.00	17.37	254	21.62	+.2
LibLA C n	LILAK	...	...	...dd	23.92	17.55	652	21.56	+.8
LibMSirA n	LSXMA	...	...	...	48.57	38.61	627	46.37	+16.9
LibMSirB n	LSXMB	...	...	...	49.94	38.62		47.10	+5.9
LibMSirC n	LSXMK	...	...	...	48.56	38.52	573	46.48	+17.2
LibMBrA n	BATRA	...	...	...	27.38	21.35	55	26.41	+19.8
LibMCFor	FWONK	...	...	...	41.14	28.37	751	37.59	+10.0
LibMAFor	FWONA	...	...	...	39.37	27.22	108	35.81	+9.4
LibMBrC n	BATRK	...	...	...	27.35	21.53	172	26.36	+18.6
LibTripA A	LTRPA	...	...	...cc	18.30	7.90	254	14.25	+51.2
LibTripA B	LTRPB	...	...	55	18.00	9.00		14.40	+53.2
LifePtHlth	LPNT	...	...	61	65.35	41.45	297	64.55	+29.6
LifetimeBr	LCUT	.17	1.6	25	19.70	10.00	16	10.90	-33.9
Lifevant rs	**LFVN**	...	...	...	13.29	3.20	198	11.58	+143.3
LifewayFds	LWAY	...	...	11	10.75	2.76	24	3.24	-59.5
LigandPh	LGND	...	...	44	273.25	126.50	355	257.78	+88.3
LightPath	LPTH	...	...	51	4.10	1.94	207	2.05	-7.7
Lightbrdg rs	LTBR	...	...	...	4.80	.85	142	1.00	-18.0
Limbach n	**LMB**	...	...	...dd	15.22	9.25	101	11.63	-15.9
LimelghtN	LLNW	...	...	...	6.05	3.59	333	5.08	+15.2
LimestBcp	LMST	...	...	...dd	17.65	11.40	6	16.54	+15.5
Limoneira	LMNR	.25	.9	21	33.42	19.62	96	27.83	+24.2
LincEdSv	**LINC**	.08	3.3	...dd	2.71	1.49	10	2.39	+18.3
LincElec	LECO	1.56	1.6	27	101.34	81.48	316	97.00	+5.9
LindbladEx	LIND	...	...	78	15.88	8.66	56	14.80	+51.2
Lindblad wt	LINDW	...	...	...	1.98	1.35		1.36	-1.4
Lipocine	LPCN	...	...	...dd	4.38	1.03	171	1.52	-55.8
LiqMedia g	YVR	...	...	...dd	3.75	.74		1.15	-29.4
LiquidTch n	LQDA	...	...	...	21.31	10.52	74	18.88	+70.1
Liquidity	LQDT	...	...	...dd	8.00	4.34	75	6.20	+27.8
Littelfuse	LFUS	1.72f	.8	43	238.11	182.03	267	210.56	+6.4
LivaNova n	LIVN	...	...	41	131.54	67.95	667	120.99	+51.4
LiveOakB n	LOB	.12	.4	11	32.95	21.45	93	28.90	+21.2
LiveVent rs	LIVE	...	...	...cc	26.50	9.47	2	9.77	-38.9
LiveXLve n	LIVX	...	...	...	11.11	3.43	12	4.78	+19.5
LivePrsn	LPSN	...	...	...dd	27.40	10.80	286	26.60	+131.3
Logitech	LOGI	.63e	1.4	35	49.96	32.66	207	46.65	+38.7
LogMeIn	LOGM	1.20	1.4	79	134.80	77.05	1032	87.40	-23.7
LoneRs n	LONE	...	...	...	11.24	2.84	87	7.86	+98.0
LongAcq un	LOACU	...	...	...	10.99	10.00	25	10.22	+.9
LoopInd n	LOOP	...	...	...	19.00	8.01	30	8.67	-40.1
LoralSpac	LORL	...	...	...dd	51.75	36.85	92	43.15	-2.0
Lovesac n	**LOVE**	...	...	...	25.01	19.33	114	21.99	-8.3
LoxoOncol	LOXO	...	...	...dd	208.95	71.45	270	159.26	+89.2
lululemn gs	LULU	...	...	70	160.68	57.19	1215	155.97	+98.5
Lumentm n	LITE	...	...	9	74.40	41.95	1667	63.15	+29.1
Luminex	LMNX	.24	.8	39	35.37	18.62	203	29.81	+51.3
LunaInn h	LUNA	...	...	...cc	4.32	1.47	53	3.40	+39.9
LuthBur n	LBC	.13e	1.1	...	13.60	10.49	342	11.56	-4.0

- M -

Name	Ticker Symbol	Div	Yield	PE	52-week High	52-week Low	Vol 1000s	Last	YTD %Chg
:MACOM	MTSI	...	...	...dd	46.33	15.46	399	22.46	-31.0
MAM Soft	MAMS	...	...	30	9.42	6.62	13	7.69	+2.4
MB Fncl	MBFI	.96	2.0	21	51.59	39.15	538	48.61	+9.2
MB Fin pfC	MBFIO	.39p	...	...	26.48	24.20	20	25.11	-4.5
MBT Fnl	MBTF	.40f	3.5	17	11.60	9.43	10	11.30	+6.6
MCBC n	MCFT	...	...	17	39.50	18.33	206	37.21	+67.5
MDC Pr gs	**MDCA**	.84	18.3	2	12.26	3.80	1097	4.60	-52.8
MEI Phrm	MEIP	...	...	...dd	5.14	1.79	666	4.51	+114.8
MER Tel rs	MTSL	...	...	...	6.45	.99	88	1.54	-27.0
MGE Engy	MGEE	1.35f	2.1	30	68.10	51.05	39	65.05	+3.1
MGP Ing	MGPI	.32a	.4	47	99.73	57.05	135	78.75	+2.4
MICT Inc	MICT	...	...	...dd	1.94	.65	26	1.25	+11.6
MKS Inst	MKSI	.80	1.0	12	128.28	80.45	302	83.65	-11.5
MMA Cap	MMAC	...	...	4	30.58	23.70	3	27.80	+14.4
MSB Fin	MSBF	.87a	4.1	...cc	21.95	17.10	2	21.40	+20.2
MTS	MTSC	1.20	2.2	15	57.50	42.00	37	55.05	+2.5
MTchAcq n	MTEC	...	...	...	11.80	9.17	121	10.20	+6.0
MTchAc wt	MTECW	...	...	...					
MTchAc un	MTECU	...	...	...	12.05	9.94	4	11.55	+14.7
MVB Fin n	MVBF	.12f	.6	...	20.40	15.36	43	19.45	-3.2
MYOS	MYOS	...	...	...dd	2.50	1.03	18	1.28	-5.6
MYR Grp	MYRG	...	...	21	40.81	26.03	56	32.46	-9.2
Macatawa	MCBC	.24	2.0	21	12.92	9.52	23	12.09	+20.9
MackFn	MFNC	.48	2.9	14	17.58	14.23	6	16.35	+2.8
MacroGen	MGNX	...	...	...dd	32.74	16.12	250	22.69	+19.4
MadrigP rs	MDGL	...	...	...dd	325.98	18.66	305	216.70	+136.1
Magal	MAGS	...	...	...cc	6.48	4.20	31	5.59	+10.5
MagelInHlt	MGLN	...	...	18	112.25	71.03	170	73.45	-23.9
Magenta n	MGTA	...	...	...	16.33	11.45	66	11.62	-20.0
MagicSft	MGIC	.29e	3.2	20	9.50	7.75	40	9.10	+8.6
MagicJack	CALL	...	...	...	8.70	5.55	118	8.55	+1.2
MagneG rs	MNGA	...	...	...	10.32	.13	2949	.14	-97.0
MagyarBc	MGYR	...	...	68	13.75	12.01	3	12.20	-4.7
MaidenH	MHLD	.20m	7.3	...dd	9.10	2.15	992	2.75	-58.3
MMyTrip	MMYT	...	...	...dd	41.70	22.40	363	27.70	-7.2
MalibuBoat	MBUU	...	...	39	59.57	27.44	174	52.67	+77.2
MalvernBc	MLVF	...	...	13	28.20	21.00	3	24.40	-6.9
MamEngy n	TUSK	.13p	...	...	42.30	13.57	728	28.78	+46.6
ManTech	MANT	1.00	1.6	20	68.11	39.90	203	61.50	+22.5
ManhAssc	MANH	...	...	37	62.39	39.10	451	58.06	+17.2
ManhBrCa	LOAN	.48	7.8	14	8.00	5.50	49	6.15	+3.4
Manitex	MNTX	...	...	...dd	13.26	7.28	173	10.90	+13.5
MannKd rs	MNKD	...	...	...dd	6.96	.98	2339	1.68	-27.6
Mannatech	MTEX	2.00f	9.9	24	22.40	13.50	2	20.30	+35.3
MaraPat rs	MARA	...	...	...	10.03	.81	357	.83	-79.8
MarchxB	MCHX	.50e	...	...dd	3.20	2.52	255	2.89	+4.9
MarinSft rs	MRIN	...	...	...	15.45	3.10	8	3.40	-68.9
MarPet	MARPS	.32e	7.8	9	4.85	2.83	1	4.09	+20.3
MarinusPh	MRNS	...	...	...dd	9.87	3.31	685	8.06	-1.2
MktAxess	MKTX	1.68	.9	48	229.84	171.45	134	183.24	-9.2
MarlinBs	MRLN	.56	1.9	17	31.95	20.26	6	29.15	+30.1
MarIntA	MAR	1.64f	1.2	30	149.21	105.07	1784	132.18	-2.6
Marrone	**MBII**	...	...	...dd	3.39	.85	207	1.98	+80.0
MartenTr s	MRTN	.10	.5	33	29.60	17.50	166	21.80	+7.4
MartinMid	MMLP	2.00	17.8	18	17.30	10.99	57	11.25	-19.6
MarvellTch	MRVL	.24	1.3	25	25.18	17.49	13846	18.85	-12.2
Masimo	MASI	...	...	52	124.00	80.69	364	122.00	+43.9
Match n	MTCH	...	...	46	60.95	22.80	2309	57.33	+83.1
Materialise	MTLS	...	...	...	16.50	11.23	39	13.64	+7.3
MatlinPr n	MPAC	...	...	...	10.33	9.70	54	10.00	+2.5
MatlinPr wt	MPACW	...	...	...	.50	.36		.44	+4.8
MatlnPrt un	MPACU	...	...	...	12.00	10.00		10.75	+5.9
MatrixSv	MTRX	...	...	...dd	25.75	12.76	262	25.10	+41.0
Mattel	MAT	.60	3.6	...cc	19.21	12.21	2012	16.61	+8.0
MatthInt	MATW	.76	1.5	18	65.10	47.70	120	52.15	-1.2
MaximIntg	MXIM	1.84f	3.1	24	74.94	45.80	1892	59.58	+14.0
MaxwellT	MXWL	...	...	...dd	6.61	3.22	227	3.69	-35.9
MaysJ	MAYS	...	...	21	47.00	35.50	2	38.10	-2.3
MazorRbt	MZOR	...	...	...dd	76.56	41.60	565	52.75	+2.2
McGrathR	MGRC	1.36	2.5	9	68.79	40.76	85	54.20	+15.4
MedalFin	MFIN	.20	2.9	...dd	6.90	2.08	63	6.80	+92.6
MedalF 9 21	MFINL	2.25	8.7	...	26.96	22.95	0	25.98	-3.2
MedTrBill	MTBC	...	...	...dd	5.44	1.40	161	4.68	+79.3
MedTBill pf	MTBCP	2.75	10.0	...	27.99	22.21	3	27.56	+9.1
MediCo	MDCO	...	...	...dd	41.57	24.45	556	34.49	+26.2
MediciNova	**MNOV**	...	...	...dd	14.50	5.33	132	12.20	+88.6
Medidata	MDSO	...	...	85	88.87	59.60	699	75.05	+18.4
MediWound	MDWD	...	...	...dd	7.35	3.56	24	6.40	+43.8
Medpace n	MEDP	...	...	49	65.09	30.62	627	58.37	+61.0
MeetGrp	**MEET**	...	...	...dd	5.35	1.84	1210	5.00	+77.3
MeiraGTx n	MGTX	...	...	...dd	15.49	7.98	33	12.05	-19.7
MelcoResE	MLCO	.32e	1.4	71	32.95	19.10	3552	22.12	-23.8
Melinta rs	MLNT	...	...	...	18.20	3.95	371	4.55	-71.2
Mellanox	MLNX	...	...	71	90.45	42.25	386	78.65	+21.6
MelroseBn	MELR	.34e	...	25	20.50	17.60	2	19.75	-1.3
MenloTh n	**MNLO**	...	...	...dd	39.86	6.99	319	11.58	-59.7
Menus n	MRUS	...	...	...	26.74	14.05	15	19.36	-.2
MercadoL	MELI	.60	.2	...cc	417.91	217.06	521	323.08	+2.7
MercBkA n	**MBNAA**	...	...	...	86.41	5.97	3	12.00	+100.0
MercBkB n	**MBNAB**	...	...	...	40.00	6.00	0	8.20	+36.7
MercBank	MBWM	.96f	2.8	16	38.47	31.21	35	34.62	-2.1
MercerIntl	MERC	.50	3.1	14	18.75	10.50	236	16.35	+14.3
MerchBcp n	MBIN	.24	.9	...	29.15	16.27	95	28.00	+42.3
MercSys	**MRCY**	...	...	67	57.26	30.11	559	52.28	+1.8
MeridBcp	EBSB	.20	1.2	23	21.85	15.61	75	17.35	-15.8
MeridnBk n	MRBK	...	...	...	21.37	16.56	5	17.25	-13.7
MeridBio	VIVO	.50	3.3	25	17.10	13.53	206	15.15	+8.2
MeritMed	MMSI	...	...	60	63.20	36.21	288	61.00	+41.2
MerrimP rs	MACK	...	...	1	15.40	4.71	36	5.65	-44.9
Mersana n	MRSN	...	...	...	23.96	8.76	90	12.27	-25.3
MesaAir n	**MESA**	...	...	...	16.41	11.05	370	13.56	+15.4
MesaLabs	MLAB	.64	.4	...dd	224.95	122.35	9	181.02	+45.6
Mesoblast n	MESO	...	...	...	7.79	4.74	94	6.63	+13.5
MetaFincl	CASH	.60f	.7	17	117.98	70.60	78	84.30	-9.0
▲Methanx	MEOH	1.32	1.7	23	79.20	48.55	681	79.20	+30.8
Michaels	MIK	...	...	9	27.87	15.85	2023	16.44	-32.0
Microbot rs	**MBOT**	...	...	...	22.80	5.47	291	6.15	-59.8
Microchp	MCHP	1.46f	1.8	85	104.20	78.33	2727	83.38	-5.1
MicronT	MU	...	...	5	64.66	34.09	69068	46.06	+12.0
▲Microsoft	MSFT	1.84f	1.6	54	113.73	72.92	23667	113.57	+32.8
MicroStr	MSTR	...	...	26	151.23	122.16	46	147.65	+12.5
Microvisn	MVIS	...	...	...dd	2.90	.89	383	1.15	-29.4
MidPenn	MPB	.60	1.9	16	37.90	28.85	20	31.40	-5.1
MidConEn	MCEP	...	...	...dd	2.52	.92	71	1.45	+22.9
Midatech n	MTP	...	...	...	2.65	.45	4	.74	-12.3
Middleby	MIDD	...	...	24	138.89	98.06	343	127.50	-5.5
MiddlefldB	MBCN	1.12	2.3	16	54.90	42.90	4	48.40	+.4
MdsxWatr	MSEX	.90	1.9	29	48.59	33.96	22	47.57	+19.2
MidlStBc n	MSBI	.88	2.6	24	36.50	29.75	54	33.84	+4.2
MidWOne	MOFG	.78	2.2	19	37.94	30.56	16	34.68	+3.4
MillerHer	**MLHR**	.79f	2.0	17	41.85	29.95	986	39.80	-.6
Mimecast n	MIME	...	...	...dd	46.87	26.50	559	41.06	+43.2
MiMedx	**MDXG**	...	...	27	18.25	3.01	5299	6.20	-50.8
Mind CTI	MNDO	.30e	12.4	11	2.55	2.08	53	2.41	-2.2
Mindbody n	MB	...	...	...dd	45.50	23.95	565	42.70	+40.2
▲MinervaN	**NERV**	...	...	...dd	11.35	4.80	932	12.20	+101.7
Miragen rs	MGEN	...	...	...	10.72	5.01	200	5.71	-45.3
MiratiTher	**MRTX**	...	...	...dd	65.35	9.55	559	60.25	+230.1
Misonix	MSON	...	...	...dd	21.43	8.25	7	16.95	+79.4
Mitcham	MIND	...	...	...dd	4.57	2.86	4	3.96	+24.9
Mitchm pfA	MINDP	2.25	9.4	...	25.50	22.50	0	23.82	+2.4
MitekSys	MITK	...	...	20	10.10	6.85	145	7.30	-18.4
MitelNet g	MITL	...	...	...dd	11.31	7.13	264	11.02	+33.9
MobileMini	MINI	1.00	2.3	37	50.40	31.60	127	43.45	+25.9
MobileIron	MOBL	...	...	...dd	5.71	3.20	252	5.45	+39.7
ModMed n	MMDM	...	...	...	10.24	9.72		10.10	+3.1
ModMed wt	MMDMW	...	...	...	.58	.37		.44	-20.0
ModMed rt	MMDMR	...	...	...	.55	.30	91	.45	+15.1
ModMed un	MMDMU	...	...	...	12.50	10.20		10.85	+3.2
MolecTemp	**MTEM**	...	...	...dd	13.25	4.00	1494	5.79	-42.2
Moleculin n	MBRX	...	...	...	3.34	1.50	51	1.64	-11.8
Momenta	MNTA	...	...	...dd	32.20	11.85	300	27.80	+99.3
Momo	MOMO	...	...	...	54.24	22.49	4748	46.51	+90.0
MonakGp n	**MKGI**	...	...	...	5.07	1.74	5	2.62	-47.3
MonarCas h	MCRI	...	...	31	49.63	34.90	37	45.63	+1.8
Mondelez	MDLZ	1.04f	2.4	23	46.54	37.42	6520	43.87	+2.5
MoneyGrm	MGI	...	...	...dd	16.27	5.56	273	6.11	-53.6
MngDB A n	MDB	...	...	...	85.25	24.62	659	82.18	+176.9
MonPwSys	MPWR	1.20	.9	91	152.21	100.26	329	135.26	+20.4
Monotype	TYPE	.46	2.3	48	26.75	18.20	309	20.20	-16.2
Monro	MNRO	.80	1.1	37	73.45	45.45	241	71.15	+24.9
MonroeCap	MRCC	1.40	10.3	9	14.80	12.18	45	13.64	-.8
▼MonroeC23 n	MRCCL	...	...	...	24.99	24.75	36	24.70	-1.0
MonstrBv s	MNST	...	...	39	70.21	47.61	2761	60.38	-4.6
Mornstr	MORN	1.00	.8	30	144.34	81.72	56	131.07	+35.2
MoSys rs	MOSY	...	...	...dd	2.23	.61	128	.69	-37.8
MotifBio n	MTFB	...	...	...	13.75	7.90	3	8.52	-21.2
MotifBi un	MTFBW	...	...	...	9.94	2.14		4.40	+14.9
MotorcarP	MPAA	...	...	31	30.16	18.09	82	25.80	+3.2
MotusGI n	MOTS	...	...	...dd	10.66	3.75	40	5.24	+19.5
MtnPDia g	MPVE	.04p	...	...	3.40	1.75	46	2.10	-23.6
Moxian n	MOXC	...	...	...	4.00	.75	23	.92	-76.2
MudrickC n	MUDS	...	...	...	9.94	9.55	73	9.67	+.8
MudrcC un	MUDSU	...	...	...	10.35	9.98	23	10.32	+3.2
MultiColor	LABL	.20	.3	17	89.70	57.76	72	65.65	-12.3
MustBio n	MBIO	...	...	...dd	12.89	5.87	96	6.08	-49.3
MutualFst	MFSF	.72	1.9	19	40.50	34.30	5	38.50	-.1
MySize n	**MYSZ**	...	...	...dd	3.58	.57	3565	1.35	+108.3
Mylan NV	MYL	...	...	11	47.82	30.69	3160	38.73	-8.5
MyndAn wt	MYNDW	...	...	...	1.00	.33		.43	-8.5
MyndAnaly	**MYND**	...	...	...	5.05	1.15	236	1.72	-49.4
MyoKard n	MYOK	...	...	...dd	66.55	32.80	469	64.35	+52.9
MyriadG	MYGN	...	...	23	50.44	27.23	424	47.37	+37.9

- N -

Name	Ticker Symbol	Div	Yield	PE	52-week High	52-week Low	Vol 1000s	Last	YTD %Chg
:NBT Bcp	NBTB	1.00	2.5	18	41.88	34.05	77	39.87	+8.3
NCS Mltst n	NCSM	...	...	...	24.85	12.57	195	16.82	+14.1
NETgear	NTGR	...	...	...dd	78.30	44.20	223	64.15	+9.2
NF EngSv	**NFEC**	...	...	...	7.19	.77	153	4.76	+390.7
NI Hldg n	NODK	...	...	...	18.62	15.72	2	16.83	-.9
NIC Inc	**EGOV**	.32	2.1	19	18.90	12.65	2191	15.35	-7.5
NICE Ltd	NICE	.64	.6	37	119.83	78.49	226	113.31	+23.3
NII Hldg n	**NIHD**	...	...	...dd	7.29	.22	3028	5.03	+1085.1
nLIGHT n	LASR	...	...	...cc	43.63	22.14	234	24.58	-8.8
NMI Hldg h	NMIH	...	...	16	24.50	11.20	524	22.85	+34.4
NN Inc	NNBR	.28	1.8	18	32.90	15.35	432	15.85	-42.6
NV5 Global	NVEE	...	...	31	92.75	40.01	45	89.35	+65.0
NVE Corp	NVEC	4.00	3.8	40	135.00	68.50	11	106.06	+23.3
NXP Semi	NXPI	...	...	34	125.93	84.59	5995	93.89	-19.8
Nabriva n	NBRV	...	...	...dd	14.10	2.33	741	2.54	-57.5
NanoDim n	NNDM	...	...	...	5.79	1.21	108	2.13	-30.6
NanoString	NSTG	...	...	...dd	18.86	5.87	201	17.46	+133.7
NanoVib n	NAOV	...	...	...	5.00	3.68	26	4.35	-7.1
Nanomtr	NANO	...	...	29	48.26	22.08	267	36.50	+46.5
NantHlth n	**NH**	...	...	...	5.26	1.30	598	1.56	-48.9
NantKwst n	**NK**	...	...	...	6.17	2.66	112	3.34	-25.6
Napco	NSSC	...	...	34	17.45	7.90	30	14.45	+65.1
Nasdaq	NDAQ	1.76	2.0	23	96.84	71.65	874	89.85	+16.9
Natera n	NTRA	...	...	...dd	29.62	8.60	612	23.98	+166.7
Nathans s	NATH	1.00a	1.1	55	107.05	60.35	9	87.10	+15.4
NatAmUnv	**NAUH**	.18	23.7	...	2.32	.76	7	.76	-46.5
NatlBnksh	NKSH	1.19e	2.6	23	49.75	37.55	3	45.50	+.1
NatlBevrg	FIZZ	1.50e	...	33	127.32	83.78	132	114.92	+17.9
▲NatCineM	NCMI	.68	7.1	95	9.30	5.09	523	9.54	+39.1
NatlCmce n	NCOM	...	...	21	48.60	38.03	88	44.00	+9.3
NatEnrSv n	NESR	...	...	...	14.38	9.51	203	12.74	+28.0
NatEnSv wt	NESRW	...	...	...	.85	.43		.80	-2.4
NatGenHld	NGHC	.16	.6	19	28.25	17.47	95	25.87	+31.7
NatGnH pfA	NGHCP	1.88	7.5	...	26.18	22.77	4	24.89	-1.5
NatGnH pfB	NGHCO	1.88	7.6	...	26.62	22.02	24	24.60	-1.8
NatGnH pfC	NGHCN	1.88	7.6	...	25.84	23.13	35	24.58	-1.8
NatGnH 55	NGHCZ	1.91	7.6	...	26.08	23.80	13	25.30	-.5
NatlHld wt	NHLDW	...	...	...	2.60	.21		1.49	+65.9
NatlHld rs	NHLD	...	...	...	6.26	2.08	19	3.42	+3.6
NatInstrm	NATI	.92	1.9	60	53.57	38.78	358	48.67	+16.9
NatResrch	NRC	.68	1.8	75	42.85	26.35	14	38.25	+2.5
NSecGrp	NSEC	.20	1.4	9	18.17	11.81	1	14.50	-11.3
NatlVis n	EYE	...	...	...cc	46.63	27.19	279	43.69	+7.6
NatWstnLf	NWLI	.36	.1	11	368.00	276.00	3	320.90	-3.1
NaturlAlt	NAII	...	...	9	12.15	9.20	75	9.98	-3.2
NatHlTr n	NHTC	.56f	2.3	6	27.23	14.15	26	23.85	+57.0
NaturesSun	NATR	.40	4.3	...dd	13.80	7.55	7	9.35	-19.0
NatusMed	BABY	...	...	50	43.60	28.00	233	34.65	-9.3
Nav43	JSM	1.50	6.6	...	25.00	20.21	8	22.87	-3.8
Navient	NAVI	.64	4.4	8	15.61	11.48	2594	14.43	+8.3
▲NavgGp s	NAVG	.28	.4	21	70.45	45.80	301	70.05	+43.8
NebulaAc n	NEBU	...	...	...	11.52	9.65		9.69	+.4
NebulaA un	NEBUU	...	...	...	10.20	9.96	1	10.08	+.5
NektarTh	NKTR	...	...	12	111.36	21.11	2244	58.44	-2.1
Nemaura n	NMRD	...	...	...	6.80	2.05	121	3.10	-46.1
Neogen s	NEOG	...	...	75	97.38	52.80	260	90.43	+46.7
NeoGenom	NEO	...	...	...cc	15.00	7.08	487	14.51	+63.8
NeonTh n	NTGN	...	...	...dd	16.23	7.51	144	8.07	-46.2
▼Neonode	NEON	...	...	...dd	1.42	.25	280	.26	-65.4
NeosTher n	NEOS	...	...	...dd	13.15	4.85	122	5.00	-51.0
Neovasc g	NVCN	...	...	...dd	1.89	.02	49937	.03	-95.3
NeptuneT g	NEPT	...	...	10	5.14	.80	4667	4.72	+100.0
Net1UEPS	**UEPS**	...	...	7	13.20	5.90	641	7.23	-39.2
NetElem rs	NETE	...	...	...	33.51	3.47	59	5.45	-51.0
NetApp	NTAP	1.60	1.9	32	88.08	40.51	2279	85.36	+54.3
NetEase	NTES	1.94e	.9	8	377.64	184.60	1385	213.19	-38.2
Netflix s	NFLX	...	...	...cc	423.21	176.55	6756	365.36	+90.3
Netlist h	**NLST**	...	...	...dd	1.10	.10	13494	.44	+41.6
NtScout	NTCT	...	...	23	33.90	23.15	836	25.80	-15.3
NetSolTch	NTWK	...	...	34	6.60	3.09	39	6.05	+28.5
Neuralst rs	CUR	...	...	...	3.09	.88	63	1.10	-36.0
NeuM wt rs	NUROW	...	...	...	.12	.02		.06	+57.9
NeurMx rs	NURO	...	...	...	2.96	1.11	73	1.32	-23.7
Neurcrine	NBIX	...	...	...dd	126.98	55.95	476	120.23	+55.0
Neuronet n	STIM	...	...	...	39.39	23.95	128	33.17	+19.4
Neurotrpe h	NTRP	...	...	...	11.93	3.97	7	8.90	+26.4
▲NewAgeB n	**NBEV**	...	...	...	4.94	1.30	127095	7.85	+261.8
NewLink	NLNK	...	...	...dd	12.96	2.31	386	2.37	-70.8
NYMtgTr	NYMT	.80	12.8	8	6.54	5.35	1176	6.27	+1.6
NYMtT pfB	NYMTP	1.94	7.9	...	25.50	18.66	1	24.65	-2.6
NYMtT pfC	NYMTO	1.97	7.9	...	25.56	22.97	19	24.83	+1.4
NYMtgT pfD	NYMTN	2.00	8.2	...	25.27	22.53	27	24.25	-1.8
NewatrTc n	NEWA	...	...	...	29.69	7.86	129	10.13	+7.9
▼NewmrkGp	NMRK	...	...	16	15.62	10.72	668	10.95	-23.8
NewsCpA	NWSA	.20	1.6	...dd	17.29	12.24	2969	12.62	-22.1
NewsCpB	NWS	.20	1.5	...	17.70	12.70	412	13.10	-21.1
NewtekBsn	NEWT	1.74e	7.9	...	24.24	16.01	130	21.89	+18.4
▼Newtek 22	NEWTZ	1.88	7.4	...	27.14	25.22	1	25.24	-4.8
Newtek23 n	NEWTI	1.56	6.0	...	26.00	25.00		25.90	+3.2
▲Nexeo Sol	NXEO	...	...	...	11.91	6.99	1834	12.07	+32.6
Nexeo wt	NXEOW	...	...	...	.78	.40		.71	+13.8
Nexeo un	NXEOU	...	...	...	13.00	7.35	1	12.75	+32.5
NexstarM	NXST	1.50	1.8	7	89.75	57.65	512	82.55	+5.6
NextDec n	NEXT	...	...	...	10.80	3.95	82	4.28	-48.6
NxtGenHl	NXGN	.70	3.3	34	23.73	12.24	314	20.92	+54.1
NichFncl h	NICK	...	...	29	12.50	7.59	24	12.35	+40.3
NicoletBc n	NCBS	...	...	15	61.98	51.22	18	55.45	+1.3
▲NightstTh n	**NITE**	...	...	...	27.72	10.01	265	27.78	+111.7
Noodles	NDLS	...	...	...dd	13.30	3.95	276	12.50	+138.1
Nordson	NDSN	1.40	1.0	24	151.84	113.41	139	145.30	-.8
NorSys	NSYS	...	...	...cc	8.08	2.77	12	4.18	+8.3
NorestB	NBN	.04	.2	18	29.95	18.85	13	21.35	-7.8
NthnTech	NTIC	.40	1.2	37	41.90	15.75	3	34.52	+39.5
NorTrst	NTRS	2.20f	2.1	18	115.61	88.03	1435	106.71	+6.8
NthnTr pfC	NTRSP	1.46	5.7	...	27.78	25.00	20	25.80	-1.8
NorthfldBc	NFBK	.40	2.5	22	18.39	15.14	55	16.13	-5.6
Nthrim	NRIM	1.08f	2.5	18	45.40	30.95	10	43.30	+27.9
NwstBcsh	NWBI	.68	3.8	19	18.56	15.34	290	18.12	+8.3
NwstPipe	NWPX	...	...	...dd	22.00	16.60	39	20.00	+4.5
NorwdFn s	NWFL	.88	2.3	30	39.97	27.65	7	38.65	+17.1

Continued on **next page**

Continued from **previous page**

Nasdaq

Name	Ticker Symbol	Div	Yield	PE	52-week High	52-week Low	Vol 1000s	Last	YTD %Chg
NovaLfstyl	NVFY	...	...	...dd	3.10	1.30	23	1.71	-28.8
NovaMeas	NVMI	...	...	15	32.00	23.38	77	26.09	+.7
Novan n	NOVN	...	...	...	6.69	2.27	31	2.80	-33.6
Novanta	NOVT	...	...	...	78.85	41.90	357	72.30	+44.6
Novavax	NVAX	...	...	...dd	2.75	.96	2457	1.47	+18.5
Novelion rs	**NVLN**	**...**	**...**	**...dd**	**7.33**	**2.96**	**416**	**3.65**	+17.0
NovoCure n	**NVCR**	**...**	**...**	**...dd**	**52.35**	**16.10**	**1583**	**49.20**	+143.6
NovumeS n	**NVMM**	**...**	**...**	**...**	**4.75**	**1.12**	**45**	**1.60**	-64.6
NovusTher rs	NVUS	...	...	...dd	8.61	3.12	62	4.85	+19.5
NuCana n	NCNA	...	...	...cc	32.00	9.32	37	23.78	+135.2
NuVasive	NUVA	...	...	45	72.12	44.62	532	69.44	+18.7
NuanceCm	NUAN	...	...	...dd	18.75	12.18	1670	17.07	+4.4
Nutanix n	NTNX	...	...	...	64.87	21.63	4412	48.01	+36.1
NutriSyst	NTRI	1.00	2.7	21	60.80	26.06	524	37.25	-29.2
Nuvectra	**NVTR**	**...**	**...**	**...**	**23.79**	**7.60**	**224**	**22.36**	+188.1
NvNq100Dy	QQQX	1.68	7.0	...q	28.19	20.24	349	23.99	-.9
Nvidia	NVDA	.60	.2	50	285.22	170.16	10746	266.28	+37.6
NxStageMd	NXTM	...	...	...dd	28.75	22.70	92	28.30	+16.8
Nxt-ID wt	NXTDW	...	...	...	3.42	.08		.39	-41.8
Nxt-ID rs	NXTD	...	...	...	8.59	1.01	191	1.38	-60.6
NymoxPh	NYMX	...	...	...dd	4.60	2.46	137	2.69	-18.5

- O -

Name	Ticker Symbol	Div	Yield	PE	52-week High	52-week Low	Vol 1000s	Last	YTD %Chg
:O2Micro	OIIM	...	...	...	2.40	1.30	18	2.17	+30.0
OFS Cap	OFS	1.36a	11.0	10	13.24	10.41	32	12.33	+3.6
OFS C25 n	OFSSL	1.59	6.3	...	25.52	24.01	2	25.21	+1.2
OHA Inv	OHAI	.08	5.2	39	1.68	1.05	13	1.54	+33.9
OP Bancp n	OPBK	...	...	...	14.10	11.54	17	11.83	-5.0
OReillyAu	ORLY	...	...	23	351.65	190.00	365	344.54	+43.2
OSI Sys	OSIS	...	...	69	96.64	50.50	106	77.69	+20.7
OakVlyBcp	OVLY	.26e	1.3	17	25.65	15.76	14	19.27	-1.4
OaktrSpL	OCSL	.38	7.6	...dd	5.91	4.17	173	5.02	+2.7
OaktrSp28	OCSLL	1.53	6.2	...	25.77	24.01	4	24.80	-1.6
OaktStInco	OCSI	.62f	7.2	11	9.06	7.03	71	8.64	+2.9
OasmiaPh n	**OASM**	**.02p**	**...**	**...**	**3.20**	**.80**	**40**	**2.56**	+190.9
ObalonT n	OBLN	...	...	...dd	10.40	1.46	63	2.63	-60.2
ObsEva n	OBSV	...	...	...	20.35	6.95	295	18.13	+85.8
OceanBio	OBCI	.05e	...	...	5.71	3.26	4	4.14	-4.6
OceanPw h	**OPTT**	**...**	**...**	**...dd**	**2.54**	**.46**	**228**	**.67**	-39.3
vjOceanR rs	ORIG	...	...	...	97.72	20.22	2078	32.37	+20.8
OceanFst	OCFC	.60	2.1	17	30.90	24.81	150	28.68	+9.3
Oclaro	OCLR	...	...	14	10.20	5.61	1040	9.22	+36.8
OconeeFed	OFED	.40	1.5	...	30.49	25.55	0	26.52	-7.6
OcularTher	OCUL	...	...	...dd	8.28	3.30	419	6.43	+44.5
OdonateT n	ODT	...	...	...	32.00	15.15	116	20.37	-18.5
OdysMr rsh	OMEX	...	...	...dd	13.75	3.17	21	7.68	+103.7
OfficeDpt	ODP	.10	3.0	9	4.65	2.00	4592	3.29	-7.1
OhioValB	**OVBC**	**.84**	**2.2**	**24**	**56.15**	**31.55**	**4**	**38.05**	-5.8
OhrPhar h	OHRP	...	...	...dd	2.18	.15	204	.18	-90.2
Okta n	OKTA	...	...	...dd	75.49	24.71	1697	71.00	+177.2
OldDomFrt	ODFL	.52	.3	38	170.22	100.62	873	158.19	+20.3
OldLnBc	OLBK	.40	1.2	18	35.72	26.98	57	33.86	+15.0
OldNBcp	ONB	.52	2.5	27	20.95	16.25	952	20.55	+17.8
OldPoint	OPOF	.44	1.6	21	34.64	24.07	8	27.32	-8.2
OldSecBc	OSBC	.04	.3	16	16.30	11.80	69	15.35	+12.5
OlScCTrl pf	OSBCP	.78	7.3	...	10.70	10.31	1	10.64	+2.1
Ollies n	OLLI	...	...	41	94.70	42.36	385	93.10	+74.8
OlympStl	ZEUS	.08	.4	8	25.84	18.10	65	21.50	
OmegaFlex	OFLX	.96	1.3	41	95.00	53.50	24	71.60	+.3
Omeros	OMER	...	...	...dd	26.97	8.36	493	24.31	+25.1
Omnicell	OMCL	...	...	...cc	73.00	39.75	312	69.45	+43.2
OnSmcnd	ON	...	...	10	27.10	17.21	10325	19.50	-6.9
OnTrack	OTIV	...	...	...	2.94	.88	57	.95	-30.1
OncoMed	**OMED**	**...**	**...**	**...dd**	**5.56**	**1.74**	**304**	**2.40**	-41.5
Oncobiolog	ONS	...	...	...	1.70	.78	6	.91	-30.0
Oncobi wtA	ONSIW	...	...	...	.15	.02		.03	-3.2
OncolBio n	ONCY	...	...	...dd	7.40	3.77	96	4.40	-29.7
Onconov wt	ONTXW	...	...	...	.80	.35		.80	+45.5
Onconva rs	**ONTX**	**...**	**...**	**...dd**	**2.83**	**.33**	**683**	**.50**	-66.4
OncoSec rs	ONCS	...	...	...dd	2.95	.90	452	1.39	-14.5
OneGpHosp	STKS	...	...	...dd	3.40	1.32	20	3.20	+33.9
▼OneHorz rs	OHGI	...	...	...dd	3.38	.20	1009	.20	-85.8
180 DgrCap	TURN	...	...	...	2.50	1.62	17	2.15	+9.1
OneStopS n	**OSS**	**...**	**...**	**...dd**	**6.25**	**3.17**	**112**	**4.24**	-13.1
1800Flowrs	FLWS	...	...	19	15.00	8.85	200	11.25	+5.1
OneSpan	OSPN	...	...	95	23.35	11.11	151	18.10	+30.2
OpenText s	OTEX	.61f	1.6	20	40.31	31.21	223	38.51	+8.0
▼OperaLtd n	OPRA	...	...	...	15.62	9.90	117	9.99	-23.8
OpesAcq n	OPES	...	...	...	9.98	9.66	31	9.80	+1.2
OpesAcq un	OPESU	...	...	...	10.18	9.11	17	10.18	+1.6
OpGn wt rs	OPGNW	...	...	...	2.25	.25		.82	-16.3
OpGen n rs	**OPGN**	**...**	**...**	**...**	**10.25**	**1.62**	**335**	**2.13**	-54.4
Ophthotech	OPHT	...	...	1	4.50	2.25	117	2.46	-21.2
OpiantPh n	OPNT	...	...	...	48.00	12.75	26	22.40	-2.5
OpkoHlth	OPK	...	...	...dd	7.24	2.66	5208	4.32	-11.8
OptiNose n	OPTN	...	...	...dd	30.00	12.51	124	13.69	-27.6
Optibase	OBAS	...	...	...dd	9.50	6.60		8.60	+8.1
OptCable	**OCC**	**.08**	**1.9**	**47**	**4.30**	**2.14**	**156**	**4.25**	+76.6
OptimBk h	OPHC	...	...	...	13.96	1.85	6	5.01	+6.6
OpusBank	OPB	.52e	1.8	19	30.95	22.05	186	29.45	+7.9
OramedPh	ORMP	...	...	...	11.34	4.60	26	4.85	-46.1
OraSure	OSUR	...	...	32	23.01	12.86	292	15.46	-18.0
Orbcomm	ORBC	...	...	...dd	11.95	8.50	374	11.01	+8.2
Orbotch	ORBK	...	...	21	65.75	40.35	113	61.04	+21.5
Organovo	ONVO	...	...	...dd	2.28	.91	344	1.19	-11.2
Orgenesis n	ORGS	...	...	...	16.80	5.06	45	5.44	-60.7
▼OrignAg rs	SEED	...	...	...	18.70	5.28	24	5.35	-37.0
OrigBcp n	OBNK	.13	.3	...	42.31	36.12	91	39.24	+4.6
OrigoAc un	CNLMU	...	...	...	11.95	10.80		11.01	
OrionEngy	OESX	...	...	...dd	1.25	.70	49	.96	+9.1
Oritani	ORIT	1.13e	7.0	11	17.70	15.00	236	16.00	-2.4
OrrstownF	ORRF	.52	2.2	19	27.05	23.25	10	24.05	-4.8
OrthoPed n	KIDS	...	...	...	35.50	14.00	101	31.25	+62.8
OrthoMed	OFIX	...	...	72	61.98	47.16	68	54.07	-1.2
OsirisTher n	OSIR	...	...	...	11.93	7.30	241	11.00	+1.4
OssenInn rs	**OSN**	**...**	**...**	**15**	**8.90**	**1.50**	**980**	**2.45**	-14.9
Otelco	OTEL	...	...	10	17.75	9.25	4	16.60	+24.3
Otonomy	OTIC	...	...	...dd	6.45	2.50	47	2.60	-53.2
OttawaBc n	OTTW	.20	1.4	54	14.85	13.61	2	13.94	-3.5
OtterTail	OTTR	1.34	2.8	23	49.75	39.00	55	47.30	+6.4
OvaScience	OVAS	...	...	...dd	1.65	.66	59	.72	-48.6
Overstk	OSTK	...	...	...dd	89.80	23.10	1037	26.55	-58.5
Ovid Th n	OVID	...	...	...dd	12.44	5.59	110	5.95	-39.7
Oxbridge	OXBR	.48	24.0	4	5.15	1.00	16	2.00	-7.0
Oxbrdge wt	OXBRW	...	...	...	.40	.06		.15	+50.0
OxfordImm	OXFD	...	...	...dd	17.41	10.00	104	16.00	+14.5
OxfordLn	OXLC	1.62	15.1	...	11.74	9.11	254	10.74	+6.9
Oxford 23pf	OXLCO	1.88	7.4	...	25.63	25.14	8	25.35	-.2
OxfrLn24 pf	OXLCM	1.69	6.6	...	25.93	25.09		25.52	+1.3
OxfSqCap	OXSQ	.80	11.2	6	7.52	5.15	116	7.17	+24.9
OxfSqC24 n	OXSQL	1.63	6.6	...	26.99	25.14		24.79	-4.1

P-Q

Name	Ticker Symbol	Div	Yield	PE	52-week High	52-week Low	Vol 1000s	Last	YTD %Chg
:P&F Inds	PFIN	.20	2.4	...	8.88	6.72	1	8.31	-.9
PAM	PTSI	...	...	54	67.00	20.01	17	60.79	+76.6
PB Bncp	PBBI	.24	2.1	...cc	12.20	10.10	1	11.70	+8.8
PC Cnnctn	CNXN	.34e	...	18	43.05	22.66	56	38.76	+47.9
PC-Tel	PCTI	.22	4.9	...	7.85	4.01	7	4.47	-39.3
PCM Inc	PCMI	...	...	...cc	25.23	6.90	47	19.90	+101.0
PCSB Fn n	PCSB	.03p	...	52	22.34	17.37	36	20.14	+5.7
PDC Engy	PDCE	...	...	...dd	66.20	41.13	794	48.45	-6.0
PDF Sol	PDFS	...	...	27	18.48	8.10	124	9.11	-42.0
PDL Bio	PDLI	.20	8.2	...dd	3.55	2.25	2417	2.45	-10.6
PDL Cmt n	PDLB	...	...	...	16.95	14.46	6	14.73	-3.0
PHI vtg	**PHII**	**...**	**...**	**...dd**	**13.95**	**7.11**	**12**	**9.30**	-20.5
PHI nv	PHIIK	.20	2.2	...dd	13.39	7.11	64	9.24	-20.1
PICO Hld s	PICO	5.00e	...	...dd	14.57	10.38	62	12.40	-3.1
PLX Phr rs	PLXP	...	...	...	9.41	3.05	18	4.40	-36.2
PRA Grp	PRAA	...	...	57	43.75	25.72	233	38.85	+17.0
PRA Hlth	PRAH	...	...	67	112.88	73.50	321	108.47	+19.1
PRGX Glbl	PRGX	...	...	...dd	10.30	6.55	29	8.95	+26.1
PTC Inc	PTC	...	...	...cc	107.31	54.70	1006	103.06	+69.6
PTC Thera	PTCT	...	...	...dd	52.95	14.56	845	46.31	+177.6
PacWstBc	PACW	2.40	4.7	15	55.86	43.61	1173	50.83	+.9
Paccar	PCAR	1.12	1.5	12	79.69	59.82	1638	72.41	+1.9
PacBiosci	PACB	...	...	...dd	5.58	2.02	914	4.85	+83.7
PacCityF n	PCB	...	...	...	20.95	18.56	99	19.96	-.1
PacEthanol	**PEIX**	**...**	**...**	**...dd**	**6.06**	**1.55**	**534**	**1.95**	-57.1
PacMerc	PMBC	...	...	22	10.45	8.05	29	9.75	+11.4
PacPreBc	PPBI	.15p	...	22	46.05	34.55	1708	39.25	-1.9
PaciraPhm	PCRX	...	...	...dd	52.60	26.95	919	52.00	+13.9
PainThr rs	PTIE	...	...	...dd	12.80	.81	267	.96	-76.0
PanASlv	PAAS	.14	.9	23	18.75	13.97	1318	15.23	-2.1
PangaeaL	PANL	...	...	2	8.40	2.13	68	3.74	+1.6
PapaJohns	PZZA	.90	1.9	19	75.07	38.05	991	46.71	-16.8
PapaMurph	FRSH	...	...	13	6.50	4.40	24	5.17	-3.9
ParatekPh	PRTK	...	...	...dd	26.10	9.00	256	9.25	-48.3
ParkCity	**PCYG**	**...**	**...**	**63**	**12.50**	**6.75**	**69**	**9.50**	-.5
ParkOh	PKOH	.50	1.3	12	47.90	34.95	14	39.35	-14.4
ParkeBcp	PKBK	.56f	2.4	16	24.80	17.39	18	23.05	+23.4
PrtnrCm	PTNR	...	...	22	6.60	3.23	7	5.06	-17.8
PathfdBcp	PBHC	.24	1.6	22	16.64	14.60	2	15.10	-1.9
PatrkInd s	PATK	...	...	21	72.35	51.07	272	64.00	-7.8
▲PatrNBc rs	PNBK	.04	.2	36	24.35	16.55	23	24.40	+36.7
PatriotTr n	**PATI**	**...**	**...**	**13**	**23.80**	**16.72**	**13**	**20.15**	+15.9
PatternEn	PEGI	1.69	8.2	16	26.56	16.58	951	20.48	-4.7
Patterson	PDCO	1.04	4.1	11	40.36	20.22	2032	25.44	-29.6
PattUTI	PTEN	.16	.9	...dd	25.03	14.60	1735	17.89	-22.3
Pavmed n	PAVM	...	...	...dd	8.35	.87	101	1.25	-45.3
Pavmed wt	PAVMW	...	...	...	2.70	.35		.42	-32.3
Paychex	PAYX	2.24	3.0	29	74.92	57.66	917	74.76	+9.8
Paylocity	PCTY	...	...	...cc	88.47	41.15	446	81.54	+72.9
PayData rs	PYDS	...	...	...dd	4.10	1.35	10	1.94	-23.3
PayPal n	PYPL	...	...	58	93.70	62.37	6561	90.60	+23.1
pdvWirelss	PDVW	...	...	...dd	39.75	22.50	33	31.55	-1.7
PeakRsts	SKIS	.28	5.6	...dd	5.78	4.10	16	5.00	-7.4
PeapkGl	PGC	.20	.6	18	38.00	30.85	45	32.14	-8.2
Pegasyst	PEGA	.12	.2	...cc	67.95	45.40	299	64.60	+37.0
PnnNtGm	PENN	...	...	34	36.90	22.20	901	32.56	+3.9
PennVa n	PVAC	...	...	...	96.13	32.49	193	77.80	+98.9
PennantPk	PNNT	.72	9.5	9	7.84	6.29	94	7.60	+10.0
PenPkFR	PFLT	1.14	8.5	12	14.65	12.00	68	13.35	-2.7
PennsWd	PWOD	1.88	4.3	16	50.00	39.59	4	43.22	-7.2
PensarAc n	WRLS	...	...	...	10.17	7.75		9.97	+3.1
PensareAc wt	WRLSW	...	...	...	.74	.45		.51	-7.3
PensrAc rt	WRLSR	...	...	...	.55	.30		.48	-4.0
PensarA un	WRLSU	...	...	...	11.48	10.13		10.58	+2.5
PeopUtdF	PBCT	.70	3.9	15	20.26	16.95	2588	18.00	-3.7
PeopUtd pf	PBCTP	1.41	5.5	...	28.99	25.00	48	25.73	-9.1
PeBcOH	PEBO	1.12	3.1	18	39.58	30.84	33	36.09	+10.6
PeopBNC	PEBK	.52	1.8	15	34.54	26.32	2	28.82	-6.1
PeopFSvc	PFIS	1.32f	2.9	16	52.00	40.68	2	45.17	-3.0
PeopUtah n	PUB	.40f	1.1	32	38.70	29.00	16	35.75	+18.0
PepsiCo	PEP	3.71	3.2	36	122.51	95.94	3339	115.22	-3.9
Percptr	**PRCP**	**.15**	**1.7**	**26**	**12.25**	**7.26**	**47**	**8.95**	-7.7
Perficient	PRFT	...	...	46	31.09	17.65	440	28.50	+49.4
Performnt	PFMT	...	...	...dd	3.52	1.52	12	1.80	+9.1
PerionNwk rs	PERI	...	...	...	4.05	2.13	64	3.24	+4.9
PermaFix	PESI	...	...	...	5.15	3.29	14	4.45	+21.9
PermaPip	PPIH	...	...	...dd	10.43	8.00	6	9.20	+2.2
▼PernixT rs	**PTX**	**...**	**...**	**...dd**	**3.35**	**.79**	**255**	**.80**	-66.5
PerryEllis	PERY	...	...	8	29.59	21.46	92	27.48	+9.7
PershGld rs	PGLC	...	...	...	3.23	.80	47	1.11	-53.8
PetIQ n	PETQ	...	...	...	43.93	17.03	564	41.21	+88.7
PetMed	PETS	1.08f	2.9	20	57.80	31.81	346	36.62	-19.5
PFSweb	PFSW	...	...	...dd	11.86	5.90	35	8.14	+9.6
PhibroAH	PAHC	.40	.9	31	54.62	32.05	84	43.45	+29.7
PhotrIn	PLAB	...	...	1	11.00	7.20	394	9.90	+16.1
PiedmLithn	**PLLL**	**...**	**...**	**...**	**17.98**	**10.00**	**1**	**10.70**	-16.1
PierisPhm	PIRS	...	...	...	9.75	4.43	301	5.28	-30.1
PilgrimsP	PPC	...	...	8	38.39	16.30	497	18.87	-39.2
Pinduodou n	**PDD**	**...**	**...**	**...**	**30.48**	**17.20**	**5143**	**24.65**	-7.7
PingtanM	PME	.04	1.8	14	4.20	1.99	12	2.27	-25.6
PinnclEnt	PNK	...	...	...	35.18	19.40	231	33.49	+2.3
PinnaclFn	PNFP	.56	.9	19	69.95	59.55	349	64.60	-2.6
PioneerPw	**PPSI**	**...**	**...**	**24**	**7.95**	**4.40**	**0**	**4.80**	-36.9
Pixelwrks	PXLW	...	...	...dd	7.05	3.15	311	4.81	-24.0
PlatEag n	EAGL	...	...	...	11.82	9.60		9.80	+.5
PlatEag un	EAGLU	...	...	...	11.00	8.00		10.30	+2.9
PlayaHot n	PLYA	...	...	...dd	11.69	8.89	192	9.33	-13.5
Plexus	PLXS	...	...	...	66.78	52.78	156	61.04	+.5
PlugPowr h	PLUG	...	...	...dd	3.21	1.53	3057	1.93	-18.2
PlumasBc	PLBC	.36f	1.4	13	29.45	19.85	3	25.85	+11.4
Plurlsght n	PS	...	...	...	38.37	19.25	317	32.77	+63.8
PluristemT	PSTI	...	...	...dd	2.12	1.14	146	1.33	-3.6
PoageBksh	PBSK	.24	.9	30	27.75	18.10	19	25.50	+21.4
PointrTel h	PNTR	...	...	17	19.65	10.25	7	12.90	-30.6
PointsInt g	PCOM	...	...	31	18.48	9.31	48	12.52	+21.7
PolarPwr n	POLA	...	...	...	6.85	4.01	61	5.31	+6.0
Polarity rs	**PTE**	**...**	**...**	**...**	**41.22**	**15.21**	**800**	**22.81**	-1.7
Pool Corp	POOL	1.80f	1.1	32	175.87	105.38	225	169.50	+30.7
PopeRes	POPE	3.20f	4.4	26	73.50	66.60	0	72.28	+3.6
▲Popular	BPOP	1.00	1.9	32	52.50	32.04	844	52.28	+47.3
Popular pf	BPOPN	1.68	6.7	...	25.52	22.61	11	25.15	+3.6
PopCpII pf	BPOPM	1.53	6.2	...	25.00	17.66	1	24.72	+9.4
PortolaPh	PTLA	...	...	...dd	56.91	24.63	1095	28.17	-42.1
Potbelly	PBPB	...	...	...dd	14.15	11.05	107	12.80	+4.1
PotltchDel	PCH	1.60	3.4	25	56.35	44.88	425	46.65	-6.5
PowellInds	POWL	1.04	2.9	...cc	41.42	22.80	28	35.70	+24.6
PwrInteg	POWI	.64	.9	34	86.60	60.55	262	67.85	-7.7
PS VarRate	VRIG	.57	2.3	...	25.33	25.06		25.14	-.3
PwShs QQQ	QQQ	1.52e	.7	...q	175.21	142.10		172.74	+10.9
PranBio rs	PRAN	...	...	...	3.79	1.75	0	1.99	-36.2
Precipio n	PRPO	...	...	...	2.65	.32	279	.41	-65.7
PrecTh rs	AIPT	...	...	...dd	2.50	.81	21	1.01	
PfdBkLA	PFBC	1.00f	1.6	...	69.48	52.13	139	61.45	+4.5
PrefrmdLn	PLPC	.80	1.1	35	96.83	55.41	5	75.47	+6.2
PremFin s	PFBI	.60	3.2	12	26.05	16.78	11	18.80	-6.4
Premier	PINC	...	...	...dd	45.31	27.16	395	42.93	+47.1
▼Presbia n	LENS	...	...	...	7.14	1.61	7	1.60	-57.7
Presidio n	PSDO	.16	1.0	...	19.74	11.97	242	15.64	-18.4
PriceTR	TROW	2.80	2.5	20	127.43	84.26	818	111.54	+6.3
PrSmrt	PSMT	.70	.8	35	94.45	77.30	288	85.30	-.9
PrmEgy	PNRG	...	...	...dd	77.85	45.30	0	70.00	+35.9
PrimoWtr	PRMW	...	...	66	20.72	10.47	236	18.39	+46.3
Primoris	PRIM	.24	1.0	21	29.90	23.61	831	25.04	-7.9
PrinPrice	PSET	.16e	...	...	35.55	29.90		35.55	+10.5
PrinShHld	PY	.33e	...	...	34.81	29.92		34.06	+4.4
PrinHlln ef	BTEC	...	...	...	39.21	28.87	0	36.90	+17.3
PrinMill ef	GENY	.06e	...	...	39.30	30.89	1	38.47	+10.8
Prin US SC	PSC	...	...	...	36.24	29.18	1	35.53	+12.0
PrinIntM n	PXUS	...	...	...	106.29	99.98		101.68	+.3
PrinFncl	PFG	2.12f	3.6	12	75.59	52.31	1239	59.39	-15.8
PrinBio n	**PRNB**	**...**	**...**	**...**	**36.00**	**25.00**	**82**	**28.87**	-11.6
PriorityTc	PRTH	...	...	...	12.99	8.34	21	10.45	+2.6
PriorTc wt	PRTHW	...	...	...	.50	.30		.47	+35.4
PriorTc un	PRTHU	...	...	...	13.32	10.28		13.00	+22.4
ProDex	**PDEX**	**...**	**...**	**34**	**13.00**	**6.05**	**42**	**12.45**	+83.1
ProPhaseL	PRPH	1.00e	...	...dd	5.29	1.62	3	3.00	+73.5
ProQRTher	PRQR	...	...	...dd	22.85	2.75	491	19.85	+515.5
PrUltBio s	BIB	...	...	...q	70.53	48.12	184	66.83	+19.2
PrUltPQ s	TQQQ	...	...	...q	73.36	35.55	7803	69.64	+50.6
ProDvrs h rs	**IPDN**	**...**	**...**	**...**	**6.63**	**2.45**	**3**	**3.33**	-18.6
ProfirEng	PFIE	...	...	1	5.30	1.40	162	3.23	+68.2
PrognicsPh	PGNX	...	...	...dd	9.42	5.01	1932	6.57	+10.4
ProgrsSoft	PRGS	.56	1.3	36	53.60	34.72	219	42.41	-.4
Proofpoint	PFPT	...	...	...dd	130.27	82.61	1090	105.46	+18.7
PShtQQQ rs	SQQQ	...	...	...q	28.74	10.96	19875	11.45	-46.8
ProS Ris n	EQRR	...	...	...	52.12	40.50	1	50.97	+9.2
PrUlNBio rs	UBIO	...	...	...	46.35	25.80	16	41.44	+23.2
ProUShBio	BIS	...	...	...q	24.92	15.53	5	16.32	-26.0
ProspctCap	PSEC	.72	9.7	9	7.60	5.51	3019	7.39	+9.6
ProtagTh n	PTGX	...	...	...dd	23.97	5.50	56	8.40	-59.6
ProtctInsA	PTVCA	1.12	5.0	51	24.86	21.31	3	22.42	-7.5
PrtctInsB	PTVCB	1.12	4.9	52	25.70	21.30	9	23.05	-3.8
ProteonTh	PRTO	...	...	...dd	2.90	1.45	15	2.05	+7.9
Proteos n	PTI	...	...	6	8.61	1.41	108	2.46	-57.8
Prothena	PRTA	...	...	...dd	70.00	10.43	219	13.62	-63.7
Provent n	PRVB	...	...	...	8.00	3.35	113	4.17	-13.3
ProvidSv	PRSC	...	...	15	83.90	50.86	55	66.21	+11.6
ProvidBc n	PVBC	...	...	...	30.05	20.51	27	27.05	+2.3
ProvFnH	PROV	.56	3.1	19	20.00	17.21	8	18.36	-.2
PrudntlBcp	PBIP	.20a	1.1	88	19.87	16.04	5	17.67	+.4
PsychmCp	PMD	.72	3.8	18	22.88	15.99	7	19.17	-6.8
Pulmatrix	PULM	...	...	...dd	2.38	.28	206	.39	-72.3
PulseBio n	PLSE	...	...	...dd	34.82	12.51	44	14.37	-39.1
PumaBiotc	PBYI	...	...	...dd	136.90	40.45	404	47.55	-51.9
PureAcq n	PACQ	...	...	...	9.77	9.59	0	9.70	+.1
PureAcq un	PACQU	...	...	...	10.38	10.08		10.31	+1.9
PureCycle	PCYO	...	...	...dd	11.74	6.65	20	11.70	+40.1
PurplInv n	PRPL	...	...	...dd	13.90	5.04	17	5.76	-42.7
PurpIn wt	PRPLW	...	...	...	1.28	.65		.94	-13.0
PyxisTnkr	PXS	...	...	28	12.22	.74	190	.85	-73.6
QAD Inc B	QADB	.24	.6	...dd	49.40	26.72	2	43.20	+40.1
QAD A	QADA	.29	.5	...dd	61.80	33.15	22	56.85	+46.3
QCR Hld	QCRH	.24	.6	16	49.70	40.40	44	43.35	+1.2
QIWI plc	QIWI	.84e	6.5	13	20.05	12.50	263	12.96	-25.2
Qorvo	QRVO	...	...	94	86.84	64.53	1341	78.67	+18.1
Qualcom	QCOM	2.48	3.3	...dd	76.50	48.56	11739	74.60	+16.5
Qualstar rs	QBAK	...	...	...	13.50	5.55	5	8.15	-3.0
Qualys	QLYS	...	...	86	98.30	50.00	308	87.35	+47.2
Quantenn n	QTNA	...	...	...	19.41	9.60	152	18.84	+54.4
Quanterx n	**QTRX**	**...**	**...**	**...dd**	**24.81**	**13.00**	**344**	**20.15**	-6.1
Quartrhill g	QTRH	.05	...	4	2.12	1.01	45	1.49	-19.2
QuestRes rs	QRHC	...	...	...dd	2.91	1.03	15	2.42	+5.2
QuickLog h	**QUIK**	**...**	**...**	**...dd**	**2.22**	**.98**	**612**	**1.06**	-39.1
Quidel	QDEL	...	...	...cc	77.63	33.01	277	68.39	+57.8
QuinStreet	QNST	...	...	73	16.42	6.10	475	13.46	+60.6
Qumu Cp	**QUMU**	**...**	**...**	**...dd**	**3.28**	**1.42**	**50**	**2.82**	+19.0
Quotinet	QTNT	...	...	...	9.02	2.78	355	6.74	+36.2
QuratRet A	QRTEA	...	...	21	29.11	20.00	2344	22.56	-7.6
QuratRet B	QRTEB	...	...	23	28.90	19.62	0	21.92	-10.7
Qutoutiao n	QTT	...	...	...	20.39	9.01	2507	9.27	-42.0

- R -

Name	Ticker Symbol	Div	Yield	PE	52-week High	52-week Low	Vol 1000s	Last	YTD %Chg
:R1 RCM n	RCM	...	...	...	11.00	3.22	330	9.55	+116.6
RBB Bcp n	RBB	.36	1.3	...	33.62	21.26	91	28.69	+4.8
RBC Bear	ROLL	...	...	48	156.43	106.68	85	152.27	+20.5
RCI Hosp	RICK	.12	.4	11	34.84	24.07	29	30.49	+9.0
RCM	RCMT	1.00e	...	23	7.50	4.63	5	4.79	-23.4
RF Inds	**RFIL**	**.08**	**.9**	**15**	**12.75**	**2.10**	**165**	**8.90**	+229.6
RGC Res s	RGCO	.62	2.3	31	31.57	22.16	10	27.00	-.3
RLJ Ent rs	RLJE	...	...	...	6.34	3.10	6	6.20	+68.5
RMG Net h	RMGN	...	...	...dd	2.73	.75	26	1.27	+54.9
RMR Gp h	RMR	1.00	1.1	50	98.00	49.10	37	90.20	+52.1
RMR RE	RIF	1.32	7.2	...q				18.44	-6.7
RTI Surg	RTIX	...	...	...dd	5.10	3.85	183	4.45	+8.5
RXI P wt rs	RXIIW	...	...	...	1.90	.22		.83	-36.2
▼RXI Phm rs	RXII	...	...	...	7.70	1.18	180	1.22	-78.1
RaPhrm n	**RARX**	**...**	**...**	**...dd**	**17.90**	**4.78**	**232**	**15.58**	+83.3
▲RadNet	RDNT	...	...	97	15.80	9.50	328	15.45	+53.0
RadaElc rs	RADA	...	...	...dd	3.86	1.77	213	3.08	
Radcom	**RDCM**	**...**	**...**	**34**	**22.40**	**11.28**	**232**	**13.33**	-32.9
RadiSys	RSYS	...	...	...dd	1.65	.53	256	1.63	+62.2
RadiusHlth	RDUS	...	...	...dd	41.16	16.71	482	18.83	-40.7
Radware	RDWR	...	...	...dd	28.50	16.21	209	25.42	+31.0
RamacoRs n	METC	...	...	...	9.35	3.81	113	7.46	+8.4
Rambus	RMBS	...	...	...dd	15.50	11.04	530	11.45	-19.5
RandCap	RAND	...	...	3	3.50	2.05	1	2.59	-14.2
Randgold	GOLD	2.00f	3.1	26	104.05	59.90	737	64.59	-34.7
RandBcp n	RNDB	...	...	...	17.45	14.36	2	16.78	+9.3
Rapid7 n	RPD	...	...	...dd	39.40	16.59	645	36.27	+94.4
RaveRest	RAVE	...	...	...dd	2.33	1.09	11	1.27	-13.2
RavenInds	RAVN	.52	1.1	1	49.80	30.75	181	46.70	+36.0
▼ReShape rs	RSLS	...	...	...	39.00	.04	5432	.04	-99.8
ReadIntlA	RDI	...	...	12	17.50	14.37	33	15.71	-5.9
ReadgIntB	RDIB	...	...	20	34.64	20.10	6	26.50	+15.2
RealGSol h	RGSE	...	...	...dd	3.25	.30	1195	.40	-72.8
RealNetwk	RNWK	...	...	...dd	5.00	2.63	30	2.91	-14.9
Rl NxtEc n	BLCN	...	...	...	25.05	21.69	32	23.66	-2.4
RealitCh n	BCNA	...	...	...	24.47	20.01		21.09	-12.9
RealmTh n	**RLM**	**...**	**...**	**...**	**13.00**	**3.34**	**26**	**4.09**	-39.3
RealPage	RP	...	...	81	64.80	38.40	502	62.65	+41.4
ReataPh n	**RETA**	**...**	**...**	**...dd**	**93.94**	**19.31**	**312**	**91.75**	+224.0
ReconTech	RCON	...	...	...dd	5.36	.64	38	1.25	-3.8
RecroPhm	REPH	...	...	...	13.05	4.78	166	7.46	-19.4
RedRobin	RRGB	...	...	23	70.10	36.20	145	39.75	-29.5
RedRkRs n	RRR	.40	1.4	...	36.99	22.50	809	27.96	-17.1
RedViolt n	RDVT	...	...	...dd	46.40	4.35	101	6.10	-86.9
Redfin n	RDFN	...	...	...	31.50	16.69	857	18.63	-40.5
RedhillBio	RDHL	...	...	...	11.49	4.30	34	7.90	+53.7
Regenrn	REGN	...	...	27	477.00	281.89	681	387.25	+3.0
RegnxBio n	RGNX	...	...	51	85.10	23.25	596	71.55	+115.2
RegulusTh	RGLS	...	...	...dd	1.52	.17	332	.19	-81.7
Reis Inc	REIS	.76	3.3	...dd	24.00	16.74	62	22.95	+11.1
ReliantBcp	RBNC	.32	1.1	28	30.00	21.90	20	28.22	+10.1
Reliv In rs	RELV	...	...	...dd	8.44	3.72	1	5.04	+5.7
RemarkHld	MARK	...	...	...dd	15.10	2.83	169	3.24	-66.7
RemoraR n	RRI	...	...	...					
Renasant	RNST	.80	1.8	18	49.78	39.11	288	44.30	+8.3
RenewEn	REGI	...	...	5	28.15	9.50	777	26.15	+121.6
RenminTi rs	ABAC	...	...	...	4.76	1.50	14	2.20	-25.4
RentACt	RCII	.32	2.2	25	14.94	7.22	756	14.47	+30.4
Replgn	RGEN	...	...	...cc	58.99	29.56	326	56.83	+56.6
Replimun n	REPL	...	...	...	23.55	14.03	109	18.33	+20.9
RepBncp	RBCAA	.97	2.0	19	50.70	34.24	18	49.26	+29.6
RepFBcp	FRBK	...	...	51	9.75	7.08	285	7.20	-14.8
resTORbi n	**TORC**	**...**	**...**	**...dd**	**21.10**	**7.55**	**222**	**15.12**	-10.4
RschFrnt	REFR	...	...	...dd	1.55	.60	25	1.31	+26.0
Resonant	RESN	...	...	...	8.55	3.17	143	4.37	-41.5
ResConn	RECN	.52f	3.1	28	17.95	12.40	120	16.85	+9.1
RestorRob n	**HAIR**	**...**	**...**	**...dd**	**11.95**	**1.45**	**180**	**2.74**	-40.4
RetailOpp	ROIC	.78	4.2	55	20.14	16.18	1248	18.70	-6.3
RetoEco n	RETO	...	...	...	12.75	3.13	29	4.44	-37.0
Retrophin	RTRX	...	...	...dd	33.00	20.09	238	29.54	+40.2
RevanceTh	RVNC	...	...	...dd	37.45	22.25	185	24.35	-31.9
RevenHo n	RVEN	...	...	...	5.66	2.32	3	3.98	-14.2
RevolutL rs	RVLT	...	...	...	7.81	2.18	65	3.03	-7.9
ReWalkRob	RWLK	...	...	...dd	1.85	.70	151	.90	-17.8
RhythmP n	RYTM	...	...	44	37.23	16.80	107	31.06	+6.9
RibbnCm n	RBBN	...	...	...dd	8.36	4.97	107	6.87	-11.1
RiceBr wt	RIBTW	...	...	...	.30	.05		.17	+69.0
RiceBran	RIBT	...	...	...dd	3.46	1.10	64	3.06	+106.8
RichrdElec	RELL	.24	2.7	...cc	10.40	5.70	2	9.01	+33.7
RigelPh	**RIGL**	**...**	**...**	**...dd**	**4.71**	**2.28**	**5798**	**3.32**	-14.4
RigNet	RNET	...	...	...dd	24.05	10.03	81	18.85	+26.1
RiminiSt n	RMNI	...	...	...	10.40	.25	73	6.97	-11.9
RiotBlck	RIOT	1.00p	...	...	46.20	3.54	297	4.09	-85.6
RiseEdCy n	**REDU**	**...**	**...**	**20**	**18.60**	**9.50**	**132**	**12.42**	-16.0
RittrPh rs	RTTR	...	...	...	5.67	1.55	117	1.80	-45.3
RivrvwBcp	RVSB	.14f	1.5	17	9.99	7.65	37	9.21	+6.2
RivrviewF n	RIVE	...	...	...	14.55	13.10	2	13.60	+1.1
RocktPh n	RCKT	...	...	...	25.96	5.02	268	23.80	+128.0
RockwllM	RMTI	...	...	...dd	8.70	3.62	114	4.39	-24.6
RockyBr	RCKY	.48	1.8	18	33.45	13.10	58	27.30	+44.4
RkyMChoc	RMCF	.48	4.6	11	12.60	10.06	9	10.40	-11.7
Roku n	ROKU	...	...	...dd	74.25	15.75	7292	72.86	+40.7
Rosehill n	ROSE	...	...	...	10.84	5.75	70	8.56	+8.9
Rosehill wt	ROSEW	...	...	...	1.57	.75		1.12	+13.1
Rosehill un	ROSEU	...	...	...	11.26	6.50		9.50	-15.6
RossStrs s	ROST	.90	.9	25	98.70	59.95	3752	96.43	+20.2
RoyGld	RGLD	1.00	1.3	...dd	98.53	71.91	521	78.34	-4.6
Rubicon rs	RBCN	...	...	...	9.46	6.76	1	8.85	+11.0
RubiusTh n	RUBY	...	...	...	33.01	19.67	178	20.99	-13.4
RmblOn B n	RMBL	...	...	...	10.98	3.53	144	9.06	+74.4
RushEntA	RUSHA	.12p	...	27	55.40	37.95	190	42.54	-16.3
RushEntB	RUSHB	.12p	...	34	52.76	36.61	7	43.40	-10.0
RuthsHosp	RUTH	.44	1.4	29	33.95	19.45	168	30.65	+41.6
Ryanair	RYAAY	1.55e	1.6	...	127.61	94.25	404	95.94	-7.9

- S -

Name	Ticker Symbol	Div	Yield	PE	52-week High	52-week Low	Vol 1000s	Last	YTD %Chg
:S&T Bcp	STBA	1.00	2.2	20	47.77	36.77	64	45.92	+15.3
▼S&WSeed	**SANW**	**...**	**...**	**...dd**	**4.40**	**2.90**	**214**	**2.83**	-27.6
SB FinGp	SBFG	.32	1.6	14	20.51	16.36	1	20.19	+9.2
SB FnGp pf	SBFGP	.65	3.2	...	21.10	14.93		20.08	+12.2
SB OneBc	SBBX	.30f	1.1	21	32.85	19.75	129	26.35	-1.9
SBA Com	SBAC	...	...	...cc	177.67	140.62	405	160.82	-1.6
SEI Inv	SEIC	.60f	1.0	21	78.35	57.36	797	62.78	-12.6
SelasLf rs	SLS	...	...	...	13.47	.80	209	1.10	-86.0
SG Blck n	**SGBX**	**...**	**...**	**...**	**7.00**	**3.01**	**57**	**4.08**	-31.8
▼SGOCO rs	**SGOC**	**...**	**...**	**...**	**2.29**	**.93**	**29**	**.90**	-15.1
SI Fincl	SIFI	.24	1.7	14	15.70	13.60	21	13.90	-5.4
SIGA Tc n	SIGA	...	...	...	8.47	5.61	87	6.75	+14.2
SLM Cp	SLM	...	...	17	12.46	9.65	2253	12.00	+6.2
SLM Cp pfB	SLMBP	3.32e	4.7	...	73.00	62.47	0	70.39	+2.4
SmartGlb n	SGH	...	...	7	56.69	20.29	347	30.45	-9.6
SMTC hg	**SMTX**	**...**	**...**	**...**	**3.18**	**1.28**	**3**	**2.79**	+47.5
SORL	SORL	...	...	3	8.45	3.70	60	4.35	-35.3
SP Plus	SP	...	...	22	41.70	32.15	36	38.25	+3.1
SPAR Gp h	**SGRP**	**...**	**...**	**...**	**3.75**	**.90**	**257**	**1.09**	-11.4
SpdDorWrF	DWFI	...	...	...	25.90	23.22	17	23.49	-7.1
▼SPI Eng rs	SPI	...	...	...	2.61	.26	254	.26	-59.5
SPS Cmce	SPSC	...	...	...cc	100.68	45.02	110	97.73	+101.1
SS&C Tch s	SSNC	.32f	.6	35	60.97	37.72	2080	55.21	+36.4
▼SSLJ.cm n	SSLJ	...	...	...	5.75	.56	75	.58	-83.5
SSR Mng g	SSRM	...	...	20	11.44	7.64	580	9.20	+4.7
SVB FnGp	SIVB	...	...	28	333.74	169.98	519	327.67	+40.2
SabanCap n	SCAC	...	...	...	10.18	9.84	66	10.08	+1.7
SabanC wt	SCACW	...	...	...	1.35	.99		1.26	+2.4
Saban un	SCACU	...	...	...	11.65	10.25		10.60	+.8
SabraHltc	SBRA	1.87e	8.0	11	23.83	15.78	954	23.39	+24.6
SabreCorp	SABR	.56	2.2	30	26.78	17.79	926	25.88	+26.2
SAExplr rs	**SAEX**	**...**	**...**	**...**	**73.80**	**5.40**	**103**	**7.75**	-82.4
SaftyInsGr	SAFT	3.20	3.5	24	99.70	70.45	48	92.05	+14.5
SagaComm	SGA	1.20	3.3	4	46.80	35.05	4	36.15	-10.6
SageThera	SAGE	...	...	...dd	195.97	59.57	290	147.04	-10.7
Saia Inc	SAIA	...	...	38	87.05	55.16	231	79.15	+11.9
SalemMda	SALM	.26	6.5	15	6.75	3.10	55	4.00	-11.1
SalisbryBc	SAL	1.12	2.7	16	51.80	34.65	1	41.75	-6.5
SanderFm	SAFM	1.28	1.3	8	176.43	95.97	370	101.03	-27.2
SndySpr	SASR	1.12	2.8	18	43.87	36.41	118	40.30	+3.3
Sanfilp	JBSS	.55a	.8	25	79.37	54.32	43	72.69	+14.9
SangTher	SGMO	...	...	...dd	27.50	11.30	1971	15.95	-2.7
Sanmina	SANM	...	...	17	39.40	24.60	245	28.95	-12.3
Sanofi rt	GCVRZ	...	...	...	.60	.34	6	.55	+45.3
Sapiens	SPNS	.20p	1.8	56	14.30	8.01		11.16	-3.1
SareptaTh	SRPT	...	...	...dd	176.50	42.97	659	152.83	+174.7
Savara rs	SVRA	...	...	...dd	17.19	7.68	71	11.24	-24.3
scPhrma n	SCPH	...	...	...dd	18.17	4.10	20	5.16	-57.3
ScanSource	SCSC	...	...	14	45.35	31.40	67	40.00	+11.7
Schmitt h	SMIT	...	...	...dd	4.47	1.74	30	2.83	+3.3
Schnitzer	SCHN	.75	2.7	7	38.85	25.00	268	28.20	-15.8
ScholRck n	SRRK	...	...	...dd	27.02	13.09	117	24.29	+56.7
Scholastc	SCHL	.60	1.4	...dd	47.77	33.51	67	43.02	+7.3
SciGames	SGMS	...	...	...dd	62.80	24.35	970	26.90	-47.6
ScrippsEW	SSP	.20	1.2	53	19.26	10.69	614	16.55	+5.9
Scynexis	SCYX	...	...	...dd	2.50	1.05	249	1.28	-44.8
SeaChange	SEAC	...	...	...	4.03	1.38	203	1.82	-53.7
SeacstBkg	SBCF	...	...	24	34.95	21.69	252	31.15	+23.6
SeagateT	STX	2.52	5.1	13	62.70	31.70	4278	49.02	+17.2
SeanrgM rs	SHIP	...	...	...dd	1.66	.70	50	.89	-14.4
Seanrgy wtA	SHIPW	...	...	...	.35	.06		.22	+6.8
SearsHldgs	**SHLD**	**...**	**...**	**...dd**	**7.87**	**1.07**	**2709**	**1.29**	-64.0
SearsH wt	SHLDW	...	...	...	2.30	.23		.45	+28.6
SearsH&O	SHOS	...	...	...dd	3.95	1.38	37	3.25	+25.0
SeaSpine n	SPNE	...	...	...dd	16.51	8.76	21	15.55	+53.7
▲SeattGen	SGEN	...	...	...dd	78.82	47.75	949	79.00	+47.7
SecndSight	EYES	...	...	...dd	2.58	1.05	391	1.78	-6.8
ScndSght wt	EYESW	...	...	...	1.02	.29		.79	-6.5
Secoo n	**SECO**	**...**	**...**	**...**	**15.48**	**6.61**	**159**	**12.75**	+32.0
SecWkA A n	SCWX	...	...	...dd	15.88	7.83	66	13.13	+48.0
SecNtl lf	SNFCA	.23t	...	3	5.50	4.05	25	5.43	+8.5
SelectBc lf	SLCT	...	...	20	14.25	11.24	10	12.57	-.6
SelIncREIT	SIR	2.04	9.7	18	26.26	17.90	1133	20.95	-16.6
SelIntCon n	SIC	...	...	...	13.00	10.80	4	10.81	-14.5
SelectaB n	**SELB**	**...**	**...**	**...**	**24.02**	**7.95**	**445**	**16.00**	+63.1
SelectvIns	SIGI	.72	1.1	21	65.93	50.55	129	64.30	+9.5
SmLEDS rs	LEDS	...	...	...dd	10.49	1.82	294	4.23	+13.4
Semtech	SMTC	...	...	73	60.55	31.30	365	58.90	+72.2
SenecaB	SENEB	...	...	...dd	35.95	27.00		31.90	-6.2
SenecaA	SENEA	...	...	...dd	36.60	25.45	17	31.60	+2.8
SenesTc n	**SNES**	**...**	**...**	**...dd**	**3.87**	**.30**	**136**	**.72**	
SenHous	SNH	1.56	8.6	11	20.16	14.86	938	18.08	-5.6
SenHous 42	SNHNI	1.41	5.7	...	25.67	22.48	8	24.52	-3.0
SenHous 46	SNHNL	1.56	6.0	...	27.29	24.97	8	26.17	-2.6
Senmiao n	AIHS	...	...	...	8.91	3.75	30	5.06	-10.4
Senomyx	SNMX	...	...	...dd	1.71	.60	2166	1.48	+13.8
SensusHlt n	SRTS	...	...	...	8.88	4.31	74	7.31	+41.7
SensusHl wt	SRTSW	...	...	...	3.00	.50		.67	-4.3
SentEn n	STNL	...	...	...	10.14	9.60		9.82	+.7
SentEn wt	STNLW	...	...	...	.85	.61		.83	+33.9
SentEn un	STNLU	...	...	...	10.98	8.03		10.24	+2.7
SeqentialB	SQBG	...	...	...dd	3.03	1.36	102	1.74	-2.2
SeresTh n	MCRB	...	...	...dd	17.42	6.65	178	7.44	-26.6
SvcSource	SREV	...	...	...dd	4.47	2.61	288	2.81	-9.1
ServiFst s	SFBS	.44	1.1	20	44.95	34.91	183	40.92	-1.4
SesenBio	SESN	...	...	...dd	3.50	.62	762	2.07	+155.2
SevStars h	SSC	...	...	...dd	7.00	1.37	686	4.61	
▲SevernBc	SVBI	.12	1.2	44	9.55	6.70	110	9.70	+33.7
SharingE rs	**SEII**	**...**	**...**	**39**	**12.40**	**2.10**	**39**	**3.11**	-59.0
Sharps	SMED	...	...	...dd	5.15	3.14	12	3.53	-13.7
SharpSprg	SHSP	...	...	...dd	14.87	3.25	59	13.29	+201.8
ShndTele s	SHEN	.26f	.7	...	41.80	29.93	99	38.80	+14.8
ShiftPixy n	**PIXY**	**...**	**...**	**...**	**6.35**	**2.00**	**156**	**3.90**	+35.4
▲Shiloh	SHLO	...	...	15	12.19	6.45	96	12.10	+47.6
Shineco n	TYHT	...	...	...	4.60	.83	300	1.07	-53.5
▲Shire	SHPG	1.06e	.6	93	180.51	123.73	803	179.98	+16.0
ShoeCarnvl	SCVL	.32	.8	28	45.00	17.94	391	41.13	+53.8
ShoreBcsh	SHBI	.32	1.8	18	20.09	15.74	13	18.25	+9.3
ShotSpot n	SSTI	...	...	...	66.14	10.75	163	60.64	+331.6
Shutterfly	SFLY	...	...	...cc	100.34	39.76	445	70.71	+42.1
SiebertFn	**SIEB**	**.10a**	**.7**	**...dd**	**21.61**	**3.60**	**34**	**15.23**	+12.8
SiennaBi n	SNNA	...	...	...	26.00	12.77	121	16.00	-11.8
Sientra	SIEN	...	...	...dd	26.79	8.79	267	24.04	+71.0
SierraBc	BSRR	.64	2.1	17	31.19	24.32	50	30.42	+14.5
SierOnc g n	SRRA	...	...	...dd	4.09	1.51	540	1.94	-48.0
SierraWr	SWIR	...	...	20	23.50	15.10	140	21.25	+3.9
SifyTech	SIFY	.02e	1.0	...	2.10	.62	68	1.68	+64.1
SigmaL wt	SGLBW	...	...	...	.88	.16		.35	-27.3
SigmaL hn	SGLB	...	...	...	4.48	.73	49	1.01	-53.0
Sigmatr	SGMA	...	...	12	11.61	5.26	12	5.99	-40.8
SignatBk	SBNY	.56p	...	...	161.92	108.89	502	119.97	-12.6
SignatB wt	SBNYW	...	...	...	110.47	93.85		110.08	+1.9
SilganHld s	SLGN	.40	1.4	17	31.05	26.18	632	28.79	-2.0
SilcLtd	SILC	1.00	2.6	18	77.95	32.00	148	38.51	-45.1
SilicnLab	SLAB	...	...	88	110.70	77.55	174	95.55	+8.2
SilicnMotn	SIMO	1.20	2.2	20	61.85	42.57	324	53.70	+1.4
SilvrSun n	**SSNT**	**.06e**	**...**	**...cc**	**4.84**	**2.90**	**0**	**4.18**	-1.2
Silvercrest	SAMG	.56	3.7	21	18.27	12.45	5	15.05	-6.2
SimmnsFst s	SFNC	.60	1.9	20	33.45	26.78	519	32.00	+12.1
SimplyGd n	SMPL	...	...	...	18.60	10.93	313	18.01	+26.3
SimplyG wt	SMPLW	...	...	...	4.30	1.86		3.80	-2.3
Simulations	SLP	.24	1.2	42	23.95	14.25	39	20.30	+26.1
Sina	SINA	...	...	33	124.60	63.20	945	70.60	-29.6
Sinclair	SBGI	.72	2.5	12	40.15	25.13	3278	28.48	-24.8
SinoGlobl	SINO	...	...	...dd	3.84	1.04	86	1.08	-57.8
Sinovac h	SVA	...	...	...dd	8.75	6.06	48	7.75	-1.6
SiriusXM	SIRI	.04	.6	39	7.70	5.17	16267	7.01	+30.8
SitoMobl rs	SITO	...	...	...dd	8.60	1.37	132	2.15	-68.0
SkySolar	SKYS	...	...	...dd	2.43	.70	11	1.06	-29.3
SkyWest	SKYW	.40	.7	17	65.80	39.30	126	59.40	+11.9
SkywksSol	SWKS	1.52f	1.7	18	117.65	83.05	3297	91.61	-3.5
SleepNmbr	SNBR	...	...	26	40.72	26.22	389	36.81	-2.1
SmartFn rs	SMBK	...	...	20	27.69	19.49	10	23.88	+10.0
SmartSnd n	SND	...	...	...	11.06	4.48	345	4.99	-42.4
SmthM hrs	SMSI	...	...	...dd	3.41	1.05	229	2.67	-6.0
SocilRltyA n	SRAX	...	...	...dd	7.95	1.15	199	4.36	-22.8
SocketM n	SCKT	...	...	...	4.19	1.86	4	2.32	-35.2
SodaStrm	SODA	...	...	50	143.20	57.60	276	142.82	+103.0
Sohu.cm h	SOHU	...	...	...dd	70.86	26.70		36.26	-16.4
Sol-Gel n	SLGL	...	...	...	12.23	6.03	11	7.38	-31.1
SolarCap	SLRC	1.64	7.6	12	22.55	19.70	59	21.57	+6.7
SolarSCap	SUNS	1.41	8.3	14	18.40	16.10	40	17.00	-4.3
SolarEdg n	SEDG	...	...	21	70.74	25.25	1127	42.75	+13.8
Soleno wt rs	SLNOW	...	...	...	1.05	.05		.28	+89.7
SolenoTh rs	SLNO	...	...	...	3.63	1.32	11	2.03	+12.8
SolidBio n	**SLDB**	**...**	**...**	**...dd**	**54.84**	**6.83**	**306**	**51.70**	+128.6
Solignx wt	SNGXW	...	...	...	.81	.40		.55	-32.0
Soligenix n	**SNGX**	**...**	**...**	**...**	**3.70**	**.91**	**509**	**1.55**	-30.2
SonicCorp	SONC	.64	1.7	24	39.75	23.22	518	36.78	+33.8
SonicFdry	**SOFO**	**...**	**...**	**...dd**	**3.87**	**1.51**	**3**	**1.70**	-43.5
SonomaPh	SNOA	...	...	...dd	5.92	1.47	29	1.55	-71.6
Sonoma wt	SNOAW	...	...	...	.54	.27		.50	+20.7
Sonos n	SONO	...	...	...	23.60	13.53	1633	13.92	-30.1
Sophiris	SPHS	...	...	...dd	4.05	1.80	518	2.66	+17.2
SorrentoTh	SRNE	...	...	22	10.65	1.68	1415	4.45	+17.1
SotherlyH	SOHO	.50f	6.8	57	7.62	5.81	24	7.35	+14.0
SothrlyH pf	SOHOB	2.00	7.7	...	27.32	24.75	0	25.81	+.7
SthrlyH pf C	SOHOO	1.97	7.8	...	25.98	24.50	3	25.26	-.4
SouMoBc s	SMBC	.52f	1.3	17	41.49	31.55	7	38.60	+2.7
SoundFin	SFBC	.56	1.4	23	40.87	32.10	1	39.75	+16.8
SouthState	SSB	1.36f	1.6	24	94.50	79.85	151	85.30	-2.1
SthnFstBsh	SFST	...	...	17	48.75	34.83	12	41.20	-.1
SoNatBcVa	SONA	.32	1.9	32	18.24	15.11	90	16.90	+5.4
SsdeBTX	SBSI	1.20	3.2	19	37.57	31.73	178	37.08	+10.1
SparkEn s	SPKE	.72	8.8	...dd	17.10	7.95	141	8.25	-33.5
SparkEn pf	SPKEP	2.19	9.0	...	27.49	21.90	3	24.40	-8.3
SparkTh n	ONCE	...	...	...dd	96.59	41.06	435	57.18	+11.2
SpartnMot	**SPAR**	**.10**	**.6**	**28**	**19.45**	**9.90**	**288**	**15.90**	+1.0
SprtnNash	SPTN	.72	3.5	...dd	27.72	16.32	120	20.67	-22.5
SpectPh	SPPI	...	...	...dd	25.29	9.03	1594	21.52	+13.6
SperoTh n	SPRO	...	...	...	19.00	9.29	62	10.83	-7.8
Sphr3D grs	ANY	...	...	...	3.95	.13	595	.24	-90.2
Spherix rs	SPEX	...	...	...dd	2.42	.95	13	1.03	-26.4
SpirtTex n	STXB	...	...	75	22.56	20.04	7	21.82	-.1
Splunk	SPLK	...	...	...dd	130.00	62.39	2465	115.66	+39.6
SpokHldgs	SPOK	.50	3.4	33	18.85	13.75	99	14.65	-6.4
SportsWhs	SPWH	...	...	13	6.99	3.66	388	6.26	-5.3
SprBkPh n	SBPH	...	...	...dd	18.93	10.81	35	11.90	-11.5
SprottFoc	FUND	.61e	8.2	...q	8.39	7.30	20	7.45	-5.9
Sprouts	SFM	...	...	28	29.67	17.55	1475	27.52	+13.0
StaarSur	STAA	...	...	...	54.00	10.75	1541	47.95	+209.4
Staff360 rs	STAF	...	...	...	5.70	1.14	110	2.10	-33.3
Stamps.cm	STMP	...	...	27	285.75	160.00	138	232.65	+23.8
Std AVB n	STND	...	...	...	39.45	29.97	24	34.61	+11.5
StarBulk rs	SBLK	...	...	...dd	14.60	8.62	262	12.86	+14.2
StrBlk22 n	SBLKZ	2.08	8.2	...	26.00	23.58	3	25.35	+.1
StarsGp g	TSG	...	...	...	38.95	19.00	1740	25.70	+10.3
Starbucks s	SBUX	1.44f	2.6	26	61.94	47.37	10513	56.43	-1.7
StatAutF	STFC	.40	1.3	...	34.31	23.32	23	30.83	+5.9
StateBkFn	STBZ	.80	2.5	20	35.99	26.88	317	31.92	+7.0
StealthGas	GASS	...	...	15	4.70	3.12	23	3.63	-16.7
SteelCon	STCN	...	...	...	2.90	1.49	18	2.06	-17.3
StlDynam	STLD	.75	1.6	14	52.10	32.36	3518	46.35	+7.5
SteinMart s	SMRT	.30	14.4	...dd	4.04	.48	235	2.08	+79.3
StellrAcq n	STLR	...	...	...	11.00	10.00		10.56	+3.4
StellAcq wt	STLRW	...	...	...	.40	.21		.39	+25.8
StellAcq un	STLRU	...	...	...	11.08	10.42		10.55	+1.0
StemlineTh	STML	...	...	...dd	20.55	10.20	116	17.00	+9.0
Stericycle	SRCL	...	...	...dd	76.73	56.64	647	61.72	-9.2
SterlBcp n	SBT	.04	.3	...	14.98	10.95	71	13.10	+3.1
SterlCons	STRL	...	...	18	18.90	10.74	50	14.03	-13.8
SMadden	SHOO	.80	...	26	58.95	37.25	472	58.35	+24.9
Stewrdshp	SSFN	.12	1.1	14	12.75	9.30	3	10.75	+4.9
StitchFix n	**SFIX**	**...**	**...**	**...**	**52.45**	**14.48**	**9507**	**41.66**	+61.3
StockYBc s	SYBT	1.00f	2.7	18	41.90	34.00	27	37.20	-1.3
StoneCastle	BANX	1.52	6.7	17	24.92	20.00	37	22.73	+12.9
StrataS rs	SSKN	...	...	...dd	3.75	1.06	384	3.44	+179.7
Stratasys	SSYS	...	...	...dd	26.17	17.17	491	24.13	+20.9
StratEdu	STRA	2.00f	1.5	40	138.97	80.75	134	135.82	+51.6
Strattec	STRT	.56	1.7	18	49.20	29.70	6	32.85	-24.6
StratusPrp	STRS	1.00e	...	58	35.90	27.25	17	32.95	+10.9
StreamHlth	STRM	...	...	...	2.82	1.00	64	1.21	-28.4
StrgbrBio n	SBBP	...	...	...	9.25	3.85	352	4.35	-40.0
SummerInf	SUMR	...	...	...dd	2.00	.72	37	1.69	+12.7
SumFWV	SMMF	.52	2.1	13	28.16	21.78	12	24.68	-6.2
SumtSem n	**WISA**	**...**	**...**	**...**	**5.00**	**3.56**	**62**	**4.62**	-1.7
SmtStB s	SSBI	.48	3.1	22	16.10	12.14	1	15.70	+24.6
SumTher n	SMMT	...	...	...	15.90	1.94	172	2.32	-79.1
SunHydrl	SNHY	.36	.6	50	70.83	45.44	274	56.98	-11.9
SundEng n	SNDE	...	...	...	9.59	3.83	31	5.40	-9.1
SunesisP rs	SNSS	...	...	...dd	7.69	1.80	33	2.01	-45.5
SunOpta	STKL	...	...	...dd	9.65	6.27	438	7.05	-9.0
SunPower	SPWR	...	...	...dd	10.00	6.36	2886	8.07	-4.3
Sunrun n	RUN	...	...	11	16.45	4.21	1149	12.84	+117.6
Sunworks n	SUNW	...	...	...	1.88	.52	136	.54	-48.6
SuperCom	SPCB	...	...	...dd	4.95	1.53	12	1.81	-53.7
SupTech rs	SCONW	...	...	...	14.90	1.47	71	1.78	-83.7
SupGpCos s	SGC	.40f	2.1	17	28.85	18.00	29	18.99	-28.9
Supernus	SUPN	...	...	31	61.25	33.30	793	49.90	+25.2
supprt.cm rs	SPRT	...	...	...dd	3.15	2.22	32	2.74	+13.2
SurfaceOn n	SURF	...	...	...	18.18	8.64	390	12.10	-9.2
SurgPtrs n	SGRY	...	...	...dd	19.95	7.10	201	16.15	+33.5
Surmodic	SRDX	...	...	...cc	82.35	25.00	128	72.80	+160.0
SykesEnt	SYKE	...	...	56	32.15	25.90	185	30.33	-3.6
Symantec lf	SYMC	.30	1.4	10	34.20	17.81	3282	20.70	-26.2
Synacor	SYNC	...	...	...dd	2.85	1.35	28	1.80	-21.7
Synalloy	SYNL	.13m	.6	...dd	24.80	11.05	11	22.30	+66.4
Synaptics	SYNA	...	...	...dd	55.25	33.73	823	47.26	+18.3
SyndaxP n	SNDX	...	...	...dd	15.20	6.10	233	7.15	-18.4
SyneosH h	SYNH	...	...	...dd	59.45	31.10	395	48.90	+12.2
SynrgyPh	SGYP	...	...	...dd	3.57	1.43	1311	1.72	-22.9
Synlogic rs	SYBX	...	...	...dd	22.40	7.27	226	12.75	+31.4
Synopsys	SNPS	...	...	50	103.40	79.00	1237	99.78	+17.1
Syntel	SYNT	15.00e	...	20	41.05	18.10	378	40.93	+78.0
Synthes rs	**SES**	**...**	**...**	**...**	**4.64**	**2.00**	**3**	**2.30**	-19.0
Sypris	SYPR	.08	5.8	...dd	1.90	1.25	6	1.37	-.7

Continued on **next page**

Continued from **previous page**

Nasdaq

Name	Ticker Symbol	Div	Yield	PE	52-week High	52-week Low	Vol 1000s	Last	YTD %Chg
SyrosPhar n	SYRS	...	...	...	17.89	6.30	71	12.77	+31.2
- T -									
:▲T-MobileUS	TMUS	...	...	27	68.87	54.60	1875	69.13	+8.8
TAT Tch h	TATT	.34e	4.9	16	11.65	6.40	3	6.90	-34.3
TCG BDC n	CGBD	1.48a	8.6	12	20.30	16.73	87	17.20	-14.2
TD Ameritr	AMTD	.84	1.5	27	63.01	43.52	2242	56.09	+9.7
TDH Hld n	PETZ	...	...	...	31.75	1.48	10	1.58	-72.0
TESSCO	TESS	.80	4.9	32	24.85	12.35	25	16.35	-18.9
TFS Fncl	TFSL	1.00f	6.4	52	16.62	14.32	231	15.52	+3.9
TG Thera	TGTX	...	...	...dd	17.35	7.25	1509	9.05	+10.4
THL Credit	TCRD	1.08	13.5	8q	9.67	7.70	210	7.99	-11.7
TKK Sym n	TKKS	...	...	...	9.55	9.50		9.52	
TKK Sy un	TKKSU	...	...	...	10.20	10.00	109	10.12	+.8
▲TKK Sym rt	**TKKSR**	...	...	...	.52	.35	1033	.41	-2.4
TMSR Gl s	TMSR	...	...	50	10.32	2.05	1	2.25	-54.8
TOP Shi rs	**TOPS**	...	...	...	35.50	.69	3103	1.09	-56.6
TPI Co n	TPIC	...	...	...	32.22	16.35	331	28.07	+37.2
TSR Inc	TSRI	...	...	41	9.40	3.80	7	7.40	+42.2
TTEC Hl	**TTEC**	.54f	2.1	25	43.75	23.50	144	26.00	-35.4
TTM Tch	TTMI	...	...	39	19.91	13.72	508	17.35	+10.7
Tabula n	TRHC	...	...	...dd	91.16	24.24	444	78.18	+178.7
TactSys n	TCMD	...	...	...cc	72.41	22.72	131	64.47	+122.5
Taitron h	TAIT	.10	5.0	...dd	2.89	1.22	40	2.02	+20.2
TakeTwo	TTWO	...	...	...dd	138.65	92.81	1574	130.95	+19.3
Talend n	TLND	...	...	...dd	71.63	35.46	193	70.05	+86.9
TandmD rs	**TNDM**	...	...	...dd	52.55	2.14	5239	43.18	+1729.7
TandyLthr	TLF	...	...	11	8.45	6.79	1	7.52	-3.0
Tantech n	TANH	...	...	...	4.46	1.10	370	1.63	-36.8
Taoping h	TAOP	...	...	...dd	5.20	1.09	104	1.27	-14.2
Tapimmu n	TPIV	...	...	...	13.55	2.58	164	9.43	+140.6
Tarena	TEDU	.28e	3.3	...dd	15.97	7.11	68	8.58	-42.8
TaylrDv	TAYD	...	...	26	15.14	9.70	4	11.78	-12.3
TechData h	TECD	...	...	24	108.62	70.70	424	75.17	-23.3
TechComm	TCCO	...	...	...dd	15.40	3.70	22	4.85	-57.6
TechTarg	TTGT	...	...	...	34.47	10.65	635	20.13	+44.6
Tecnoglass	TGLS	.56	6.0	22	10.29	6.67	20	9.41	+28.0
Tecogen	TGEN	...	...	...	4.20	2.05	19	3.22	+19.3
Telenav	TNAV	...	...	...dd	6.85	4.50	37	5.05	-8.2
Teligent	TLGT	...	...	...dd	7.34	2.43	270	3.77	+3.9
Tellurian rs	TELL	...	...	...dd	13.74	6.45	1178	9.15	-6.1
▲Tenable n	**TENB**	...	...	...	36.83	29.10	1262	36.28	+19.9
TenaxTh rs	**TENX**	...	...	...	12.63	4.41	23	5.74	-41.4
TenzAcq un	TZACU	...	...	...	10.44	10.01	34	10.05	+.2
TerrFmP lf	TERP	2.13e	17.9	...	14.20	9.55	562	11.90	-.5
TerritBcp	TBNK	.88f	3.0	15	33.00	29.03	5	29.21	-5.4
Tesaro	TSRO	...	...	...dd	129.64	25.62	1097	37.81	-54.4
Tesla Inc	TSLA	...	...	...dd	389.61	244.59	7323	298.33	-4.2
TetraTc	TTEK	.48	.7	28	72.20	42.85	227	69.35	+44.0
Tetraphase	**TTPH**	...	...	...dd	7.98	2.05	1559	3.16	-49.8
▲TexCapB 42	TCBIL	1.63	6.4	...	26.05	25.00	3	25.47	+.8
TexCapB pf	TCBIP	1.63	6.4	...	25.83	25.00	9	25.25	-1.2
TxCapBsh	TCBI	...	...	17	103.05	77.65	656	88.65	-.3
TxCapB wt	TCBIW	...	...	...	71.00	67.14		68.26	
TexInst	TXN	2.48	2.3	27	120.75	84.48	5416	108.49	+3.9
TexRdhse	TXRH	1.00	1.4	32	75.24	47.51	796	71.12	+35.0
The9Ltd rs	NCTY	...	...	...	5.04	.83	82	1.71	-10.9
TherapMD	**TXMD**	...	...	...dd	7.66	4.34	3547	6.75	+11.8
TherpxBio n	**TRPX**	...	...	...	7.69	3.00	664	5.72	+7.1
TheravBio	TBPH	...	...	...dd	35.90	21.27	286	28.15	+.9
TheStreet	TST	.10	4.5	4	2.50	.87	64	2.20	+51.7
1347PrpIns	PIH	...	...	39	8.25	6.10	20	6.30	-13.1
1347PrIn pf	PIHPP	2.00	7.9	...	28.00	24.15	1	25.28	+3.6
3PEA Int n	TPNL	...	...	...	5.33	2.63	416	4.93	+35.1
ThundBr n	TBRG	...	...	...	9.77	9.60	693	9.70	+.5
ThundBr un	TBRGU	...	...	...	10.20	9.97	136	10.18	+1.3
TiberAcq n	TIBR	...	...	...	9.75	9.55		9.64	+.7
TiberAc un	TIBRU	...	...	...	10.28	10.00		10.24	+2.2
TileShop	TTS	.20	...	44	16.05	5.15	346	8.00	-16.7
Tilray n	**TLRY**	...	...	...	300.00	20.10	20366	176.35	+687.6
TmbrlndBc	**TSBK**	.52a	1.6	17	39.45	25.50	6	32.78	+23.5
Tiptree	TIPT	.14	2.1	20	7.24	5.35	92	6.60	+10.9
TitanMach	TITN	...	...	...dd	25.09	13.66	188	17.82	-15.8
▼TitanPh rs	**TTNP**	...	...	...	2.85	.51	648	.50	-62.3
TivityHlth	TVTY	...	...	19	48.50	29.95	435	33.75	-7.7
Tivo Cp	TIVO	.72	5.2	...cc	20.18	11.30	635	13.80	-11.5
Tocagen n	**TOCA**	...	...	...	14.66	7.52	866	13.53	+32.0
TonixPh rs	TNXP	...	...	...dd	5.11	.60	216	.66	-80.8
▼TopImage	TISA	...	...	...dd	1.75	.92	32	.94	-17.5
Torchlght	**TRCH**	...	...	...dd	1.51	.86	253	1.02	-23.9
TottenAc n	TOTA	...	...	...	9.99	9.63	3	9.67	+.2
TottenA rt	**TOTAR**	...	...	...	.41	.36	150	.39	+2.6
▲TottenAc un	TOTAU	...	...	...	10.40	10.12	0	10.45	+3.2
TowerSemi	TSEM	...	...	12	36.69	19.26	341	22.39	-34.3
TownSprts	CLUB	...	...	...dd	14.85	5.00	73	8.90	+60.4
TowneBank	TOWN	.64	2.0	...	35.30	27.85	76	32.00	+4.1
TraconPh n	TCON	...	...	...dd	3.95	1.90	115	2.23	-33.6
TractSupp	TSCO	1.24	1.4	26	91.92	54.76	1045	89.44	+19.7
TradDsk A n	TTD	...	...	...	151.76	40.70	796	143.23	+213.2
TrnWEnt	**TWMC**	...	...	2	2.60	.65	67	.88	-51.8
TransAct	TACT	.36	2.5	33	15.80	8.80	14	14.15	+6.8
Transcat	TRNS	...	...	33	25.35	12.00	7	22.10	+55.1
TransGlb	TGA	.14	4.2	...dd	4.13	1.09	356	3.31	+130.0
TranslBio n	TBIO	...	...	...	16.60	9.21	144	10.36	-10.1
TravelCtrs	TA	...	...	...dd	6.10	3.05	203	5.65	+37.8
TravCtrs 28	TANNI	2.06	8.2	...	26.85	22.17	41	25.05	-.8
TravelC 29	TANNL	2.00	8.1	...	25.27	22.74	10	24.64	-2.2
Travelct 30	TANNZ	2.00	8.1	...	25.55	21.60	7	24.77	-.9
Travelzoo	TZOO	...	...	41	21.15	5.75	62	11.15	+72.9
TrmntMtg n	TRMT	...	...	...dd	17.28	11.10	16	11.37	-22.6
Trevena	TRVN	...	...	...dd	2.88	1.34	2100	1.64	+2.5
Tricida n	TCDA	...	...	...	40.10	21.87	370	36.78	+41.5
TriCoBsh	TCBK	.68	1.7	23	43.80	34.75	30	39.25	+3.7
TridntAcq n	TDAC	...	...	...	9.85	9.72	250	9.80	+.5
TridntAcq un	TDACU	...	...	...	10.20	10.00	376	10.12	+.9
TrilliumTh	TRIL	...	...	...	13.30	4.75	70	5.95	-17.9
TriMas h	TRS	...	...	23	31.75	22.70	96	31.45	+17.6
Trimble	TRMB	...	...	61	45.70	32.01	981	43.71	+7.6
TrinityBio	**TRIB**	.88	21.3	4	6.54	3.76	190	4.13	-19.0
TrinMrg n	TMCX	...	...	...	9.86	9.71	703	9.82	+.6
TrinMrg un	TMCXU	...	...	...	10.30	10.00	25	10.25	+2.4
TripAdvis	TRIP	...	...	...cc	62.36	29.50	2153	49.60	+43.9
TriStCap	TSC	...	...	18	30.10	21.30	276	28.45	+23.7
TriStCap pf	TSCAP	1.69	6.4	...	26.86	25.75	3	26.24	+1.3
▲TriumphBc	TBK	...	...	25	44.60	28.46	191	44.50	+41.3
Trivago n	TRVG	...	...	...	11.63	4.01	3541	5.83	-14.8
Tronc	TRNC	...	...	...cc	24.74	13.00	75	16.59	-5.7
Trovagn rsh	TROV	...	...	...	12.96	.65	176	.83	-77.7
TrueCar	TRUE	...	...	...dd	16.83	8.75	490	13.92	+24.3
TruettHrst	THST	...	...	...dd	3.19	1.26	8	1.94	-6.3
Trupanion	TRUP	...	...	...dd	46.70	23.08	275	33.58	+14.7
TrstNY	TRST	.27f	3.1	16	9.70	8.03	360	8.60	-6.5

Name	Ticker Symbol	Div	Yield	PE	52-week High	52-week Low	Vol 1000s	Last	YTD %Chg
Trustmk	TRMK	.92	2.6	17	36.32	29.78	341	35.15	+10.3
T2 Biosys	TTOO	...	...	...dd	9.98	3.60	465	6.23	+51.2
Tucows grs	TCX	...	...	43	71.75	49.80	31	55.80	-20.3
TuesMrn	TUES	...	...	...dd	4.10	2.28	165	3.00	+9.1
Tuniu	TOUR	...	...	...dd	9.88	5.81	69	7.15	-6.8
TurtleBc rs	HEAR	...	...	...	34.50	1.64	1797	20.11	+1009.8
TwlSeas n	TWLV	...	...	...	9.94	9.50		9.57	+.4
TwlSeas wt	TWLVW	...	...	...					
TwlSeas un	TWLVU	...	...	...	10.35	10.18		10.30	+.9
TwlSeas rt	TWLVR	...	...	...	.45	.35	364	.41	+17.1
21stCFoxA	FOXA	.36	.8	20	50.15	24.81	15492	44.57	+29.1
21stCFoxB	FOX	.36	.8	19	49.65	24.30	4186	44.20	+29.5
21Vianet	**VNET**	...	...	37	11.54	5.01	875	9.69	+21.4
TwinDisc lf	TWIN	.36	1.5	63	31.95	17.56	142	23.37	-12.0
TwoRvrBc	TRCB	.22f	1.3	20	20.75	16.51	11	17.23	-5.0
2U	TWOU	...	...	...dd	98.58	51.54	320	79.13	+22.7
TymeTch n	TYME	...	...	...	8.30	2.01	550	2.65	-58.5
- U -									
:US AutoPts	**PRTS**	...	...	3	3.14	1.08	66	1.75	-30.6
US Concrte	USCR	...	...	35	86.35	44.00	316	53.20	-36.4
US Gld rs	USAU	.21e	...	...	3.27	.97	99	1.07	-34.4
UFP Tch	UFPT	...	...	27	37.25	26.00	7	36.75	+32.2
UMB Fn	UMBF	1.16	1.6	19	82.14	67.51	190	73.95	+2.8
USEcology	ECOL	.72	1.0	43	77.15	44.50	44	75.05	+47.2
USGlobInv	GROW	.03	2.0	38	7.49	1.41	76	1.50	-61.5
USA Tc pf	USATP	...	...	...	27.82	20.75	2	22.50	-10.5
USA Tech h	USAT	...	...	...	16.83	5.25	718	10.15	+4.1
USA Trk	USAK	...	...	...cc	29.15	11.97	56	22.14	+22.1
UTStarcm	UTSI	...	...	26	6.51	2.23	17	3.85	-31.6
Ubiquiti	UBNT	.25	.2	26	99.50	47.78	399	97.02	+36.6
UltaBeauty	ULTA	...	...	30	290.30	187.96	1143	284.76	+27.3
UltimSoft	ULTI	...	...	...cc	332.44	181.59	261	314.35	+44.0
UltraClean	UCTT	...	...	6	34.59	12.75	524	13.49	-41.6
UltPetro n	**UPL**	...	...	...	10.18	.92	4553	1.41	-84.4
Ultragenyx	RARE	...	...	...dd	88.41	41.67	447	86.29	+86.1
Ultralife	ULBI	...	...	25	10.95	5.80	15	8.90	+35.9
Umpqua	UMPQ	.84	3.8	17	24.89	18.26	956	22.12	+6.3
UniQure	**QURE**	...	...	...	43.23	8.14	214	41.14	+110.0
UnicoA	UNAM	...	...	...dd	10.35	6.80	1	7.50	-12.3
UnionBkVA	UBSH	.92f	2.2	23	42.74	31.17	290	41.09	+13.6
UnionBkVT	UNB	1.20	2.3	25	55.00	43.55	2	52.45	-.9
UnBnOH	UBCP	.52	3.9	19	14.00	11.60	6	13.30	+.4
UtdBOH	UBOH	.48	2.1	12	24.00	20.35	2	22.60	+1.8
UBSI	UBSI	1.36	3.5	23	39.95	33.40	605	38.35	+10.4
UtdCmtyBc	UCBA	.40	1.4	...	28.85	19.00		27.85	+35.5
UtdCmBks	UCBI	.60f	2.0	17	34.18	25.71	384	29.74	+5.7
UCmntyFn	UCFC	.28f	2.8	17	11.98	8.66	94	10.05	+10.1
UtdContl	UAL	...	...	13	91.39	56.51	2382	89.12	+32.2
UtdFnBcp	UBNK	.48	2.8	16	19.35	15.47	83	17.32	-1.8
UtdFire	UFCS	1.24	2.4	32	61.56	38.95	55	50.90	+11.7
UtdInsur	UIHC	.24	1.2	...dd	22.23	15.30	34	20.84	+20.8
UtdNtrlF	UNFI	...	...	10	52.69	31.84	1212	33.85	-31.3
USecBcCA	UBFO	.36	3.2	24	11.65	8.82	60	11.25	+2.3
US Engy rs	USEG	...	...	...dd	1.96	.71	8	.92	-38.9
USLime	USLM	.54	.7	23	101.40	70.56	9	78.38	+1.7
UtdTherap	UTHR	...	...	7	152.55	100.57	229	124.23	-16.0
UtdGrdian	UG	1.50e	9.1	25	21.33	15.00	8	16.55	-10.5
UnitGrp	UNIT	2.40	11.5	53	23.42	13.81	2455	20.80	+16.9
UnityBcp	UNTY	.28	1.2	15	25.50	18.35	4	22.95	+16.2
UnityBio n	UBX	...	...	...	24.56	12.75	322	16.82	+1.0
UnivDisp	OLED	.24	.2	74	209.00	78.75	1347	121.35	-29.7
UnvElc	UEIC	...	...	14	67.44	26.97	75	40.20	-14.9
UnivFor s	UFPI	.35e	1.0	16	39.58	29.61	332	35.80	-4.8
UnvLogist	ULH	.42	1.2	27	37.68	17.50	44	36.10	+52.0
UnvStainls	USAP	...	...	64	31.20	18.53	112	28.02	+30.8
UnivstPa	UVSP	.80	2.9	16	32.35	26.61	110	27.65	-1.4
UnumTh n	UMRX	...	...	...dd	17.66	10.15	170	12.27	+10.4
UplandSoft	UPLD	...	...	...dd	38.30	18.52	90	34.05	+57.2
UrbanOne	UONE	...	...	...dd	4.85	1.40	1	2.35	+27.0
UrbanOnD	UONEK	...	...	...	2.40	1.35	13	2.05	+17.1
UrbanOut	URBN	...	...	22	52.50	21.76	1822	42.05	+19.9
UrogenP n	URGN	...	...	...	69.57	25.56	83	48.75	+31.0
UtahMed	UTMD	1.08	1.1	...	117.65	70.65	12	95.15	+16.9
Uxin Ltd n	UXIN	...	...	...	10.49	4.88	718	5.30	-45.2
- V -									
:VBI Vac n	VBIV	...	...	...	5.10	1.68	85	1.85	-56.7
VEON	VEON	.29e	10.2	...	4.37	2.20	2028	2.85	-25.8
VOXX Intl	VOXX	...	...	5	8.85	4.64	47	5.45	-2.7
VSE Corp s	VSEC	.32f	.9	13	59.90	33.83	19	34.50	-28.8
Vaccinex n	VCNX	...	...	...	12.00	8.56	11	8.90	-21.8
Valerits hn	VLRX	...	...	...	6.79	.85	164	.99	-65.4
ValueLine	VALU	.76	3.1	23	26.94	16.01	5	24.56	+26.9
VanE GenD	GNRX	...	...	...q	64.65	54.44	18	64.49	+8.7
VanE VecBi	BBH	...	...	...q	136.76	111.36	14	132.93	+6.7
VandaPhm	VNDA	...	...	...dd	23.35	11.90	479	20.05	+31.9
VangIntHi	VYMI	2.17e	3.4	...	72.32	60.88	43	63.72	-4.9
VangIntDiv	VIGI	1.15e	1.8	...	70.39	62.15	35	65.17	-1.7
VangEMGv	VWOB	3.54	4.7	...q	81.31	74.31	62	75.24	-6.3
V exUSRE	VNQI	2.86e	5.0	...q	65.20	55.62	211	57.66	-4.7
▼VanShTTr	VGSH	1.20a	2.0	...q	60.79	59.67	207	59.68	-1.0
VanSTCpB	VCSH	2.08	2.7	...q	80.19	77.84	856	78.07	-1.6
VanTotBd n	VTC	3.05	3.8	...	88.99	80.51	3	80.94	-4.8
▲VangR3K	VTHR	2.17e	1.6	...q	134.55	114.65	12	135.17	+10.1
VanR2KGr	VTWG	.82e	.5	...q	160.14	125.58	7	157.75	+16.4
VanR2KV	VTWV	1.88e	1.6	...q	119.55	101.33	2	118.11	+7.8
VangR2K	VTWO	1.50e	1.1	...q	139.27	114.42	41	137.60	+12.5
VanR1KGr	VONG	1.65e	1.0	...q	160.16	126.56	50	159.91	+15.9
VanIntTTr	VGIT	1.41	2.3	...q	64.99	61.81	132	62.02	-3.0
VanR1KV	VONV	2.49e	2.2	...q	114.79	101.46	52	113.18	+4.3
▲VangR1K	VONE	2.28e	1.7	...q	134.14	114.35	48	134.87	+10.1
VanMtgBSc	VMBS	1.44	2.8	...q	52.95	50.79	354	50.90	-2.9
VanLTCpB	VCLT	3.69	4.2	...q	96.52	86.70	112	87.55	-8.6
VanLTTrs	VGLT	2.09	2.9	...q	79.00	71.47	54	72.05	-7.6
VanIntCpB	VCIT	2.97	3.6	...q	88.28	82.81	960	83.40	-4.6
VangSTInfl	VTIP	.74e	1.5	...q	49.65	48.52	387	48.82	
VanTIntBd	BNDX	.61a	1.1	...q	55.28	53.84	790	54.59	+.4
VanTIntStk	VXUS	1.54e	2.8	...q	61.17	52.20	719	54.69	-3.7
VantEng n	VEAC	...	...	...	10.01	9.62		10.00	+2.9
VantEng wt	VEACW	...	...	...	1.45	1.08		1.19	-.8
VantEn un	VEACU	...	...	...	10.68	9.97		10.68	+4.8
VarexImag	VREX	...	...	...	43.76	27.31	289	30.25	-24.7
Varonis	VRNS	...	...	...dd	83.10	39.40	727	70.90	+46.0
VascuBio	VBLT	...	...	...	9.05	1.55	48	1.60	-77.5
Vaxart rs	**VXRT**	...	...	...	11.88	2.37	98	2.80	-55.0
VectoIQ n	VTIQ	...	...	...	9.65	9.51	9	9.57	-.1
VectoIQ un	VTIQU	...	...	...	10.20	9.97	12	10.17	+1.7
VeecoInst	VECO	...	...	...dd	22.35	10.00	361	11.10	-25.3
VBradley	VRA	...	...	34	17.38	6.99	331	15.95	+31.0
Veracyte	VCYT	...	...	...dd	12.86	5.23	224	10.17	+55.7
Verastem	VSTM	...	...	...dd	10.35	2.77	1749	8.75	+185.0

Name	Ticker Symbol	Div	Yield	PE	52-week High	52-week Low	Vol 1000s	Last	YTD %Chg
▲Vericel	VCEL	...	...	...dd	14.75	3.30	1078	14.70	+169.7
VerintSys	VRNT	...	...	79	52.45	37.10	344	47.45	+13.4
Verisign	VRSN	...	...	42	164.19	102.84	706	160.20	+40.0
Verisk	VRSK	...	...	42	122.80	80.92	739	120.79	+25.8
Veritex	VBTX	...	...	22	33.08	25.26	185	30.38	+10.1
Veritone n	VERI	...	...	...	74.92	10.00	240	10.65	-54.1
Vermillion	VRML	...	...	...dd	2.10	.47	59	.59	-69.4
VeronaPh n	VRNA	...	...	...	25.55	10.44	5	12.00	+1.1
Verrica n	VRCA	...	...	...dd	23.29	13.23	150	16.49	-5.8
Versartis	VSAR	...	...	...dd	22.10	1.35	405	1.40	-36.4
VertexEn	**VTNR**	...	...	...dd	1.86	.69	215	1.55	+63.2
VertxPh	VRTX	...	...	...cc	186.44	136.50	785	180.52	+20.5
Veru Inc	VERU	...	...	...dd	3.00	.90	40	1.82	+59.6
ViaSat	VSAT	...	...	...dd	80.26	59.16	516	63.79	-14.8
ViacomA	VIA	.80	2.3	8	40.64	28.20	55	35.05	+.4
ViacomB	VIAB	.80	2.5	6	35.55	22.13	4943	31.83	+3.3
Viavi	VIAV	...	...	34	11.55	8.34	2145	11.39	+30.3
Vical rs	VICL	...	...	...dd	3.70	1.02	41	1.39	-24.0
Vicor	VICR	...	...	...	64.50	16.30	287	51.00	+144.0
VicDvAcc n	VSDA	...	...	...	31.40	25.75		31.21	+9.7
VicMultiF n	VSMV	...	...	...	30.32	25.32		29.97	+8.7
▲Vict500VW	CFA	.44e	.8	...q	52.60	44.97	47	52.58	+7.8
VictDisEnV	CSF	.38e	.8	...q	50.77	41.20	7	49.47	+9.6
Vict500EV	CFO	.47e	.9	...q	52.62	44.98	110	52.53	+7.6
VicEM Hi n	CEY	...	...	...	28.35	23.10	0	24.12	-7.7
VictDevVol	CIZ	.01j	...	...q	39.92	32.89	7	34.54	-1.6
VictIncEV	CDC	1.09e	2.3	...q	48.81	43.73	59	48.24	+3.9
VictSCVol	CSA	.16e	...	...q	51.78	42.58	0	50.52	+9.7
VictIntlVol	CIL	.15e	...	...q	46.94	38.37	0	39.69	-2.4
VicEmMkt	CEZ	...	...	...	31.99	26.16	3	27.20	-8.3
VictLCHiDv	CDL	.44e	...	...q	47.44	42.65	3	46.98	+3.7
VictIntHiD	CID	.33e	...	...q	38.00	32.77	2	33.91	-6.4
▼VictCap n	VCTR	...	...	...	13.50	8.87	114	8.75	-24.6
ViewRay n	VRAY	...	...	...	13.21	5.15	1063	9.81	+5.9
VikingTh n	VKTX	...	...	...dd	24.00	1.18	7261	18.97	+367.2
VikngTh wt	VKTXW	...	...	...	3.84	.37		3.17	+25.3
VillagB&T	VBFC	...	...	53	35.00	27.15	0	33.80	+10.3
VillSupMkt	VLGEA	1.00	3.5	16	31.49	21.95	11	28.64	+24.9
▲ViperEnPt	VNOM	2.40e	5.9	46	42.00	17.18	531	40.75	+74.7
VirTra n	VTSI	...	...	...cc	7.36	4.14	28	5.24	-16.8
Virco	VIRC	.06	1.5	...	6.05	3.70	29	4.00	-20.8
VirtuFin n	VIRT	.96	4.3	12	37.85	13.10	622	22.35	+22.1
VirtusInv	VRTS	2.20f	1.8	15	138.03	106.55	19	122.25	+6.3
VirtusIn pf	VRTSP	1.81	1.8	...	114.06	98.00		102.25	+1.3
Virtusa	VRTU	...	...	...cc	58.60	34.79	88	55.89	+26.8
VistaGn n	VTGN	...	...	...	2.65	.69	87	1.34	+20.4
Visteon s	VC	...	...	21	140.64	100.62	789	107.18	-14.4
VitalThera	VTL	...	...	...dd	9.75	.25	10182	.33	-94.5
ViveveMd n	VIVE	...	...	...dd	6.00	1.60	136	2.94	-40.8
Vivopwr n	VVPR	...	...	...	6.69	1.02	28	1.54	-46.9
Vivus rs	**VVUS**	...	...	2	10.20	3.33	185	5.22	+3.8
Vodafone	VOD	1.82e	8.0	...	32.75	21.13	5968	22.62	-29.1
VoyagerT n	VYGR	...	...	...dd	31.91	11.54	166	18.48	+11.3
vTvThera n	VTVT	...	...	...dd	8.40	.65	116	.82	-86.4
Vuzix	**VUZI**	...	...	...dd	11.40	4.10	536	6.85	+9.6
- W -									
:WCF Bcp n	WCFB	.20	2.1	...	10.31	8.75		9.33	-2.0
WD 40	WDFC	2.16	1.2	42	184.25	106.55	43	174.00	+47.5
WMIH	WMIH	...	...	...dd	1.67	.60	5888	1.36	+60.2
WSFS s	WSFS	.44	.9	15	57.70	43.70	165	48.40	+1.1
WSI Inds	WSCI	.16	2.3	77	6.95	2.90	10	6.95	+15.8
WVS Fn	WVFC	.32a	2.0	25	18.05	14.76		16.10	+4.0
WalgBoots	WBA	1.76f	2.4	15	83.62	59.07	5236	72.89	+.4
WashFed	WAFD	.72f	2.2	15	37.70	31.11	287	33.45	-2.3
WashFd wt	WAFDW	...	...	...	19.40	16.65		19.20	+8.2
WshTrst	WASH	1.72	3.0	18	63.25	51.25	50	56.95	+6.9
WaterstnF	WSBF	.48a	2.8	17	20.05	16.60	59	17.20	+.9
WaveLfSc n	**WVE**	...	...	...	55.95	21.00	71	52.70	+50.1
WaysideT	WSTG	.68	5.6	6	17.25	11.19	13	12.10	-27.5
Web.com	WEB	...	...	11	28.35	15.75	305	27.90	+28.0
WeiboCorp	WB	...	...	...	142.12	66.68	2229	77.41	-25.2
WelleslyBc	WEBK	.22	.6	23	34.50	26.00	0	34.20	+15.2
Wendys Co	WEN	.34	1.9	19	18.68	13.57	3450	17.48	+6.5
WernerEnt	WERN	.36	1.0	22	43.95	33.20	590	36.60	-5.3
Wesbanc	WSBC	1.16	2.5	19	51.12	37.56	133	46.48	+14.3
WestBcp	WTBA	.80	3.3	15	28.00	21.55	13	24.00	-4.6
WAmBcp	WABC	1.60	2.6	30	64.76	53.15	60	62.44	+4.9
WestellT rs	WSTL	...	...	30	4.60	2.50	9	2.67	-28.8
WDigital	WDC	2.00	3.3	7	106.96	53.61	6474	60.05	-24.5
WstNwEnB	WNEB	.16	1.5	23	11.25	9.80	15	10.85	-.5
WstptFuel g	WPRT	...	...	...dd	4.33	2.10	1161	3.29	-12.5
WestwtrRs	WWR	...	...	...	1.50	.16	824	.18	-83.1
WeycoGp	WEYS	.92	2.7	21	39.93	27.00	18	34.47	+16.0
Wheeler wt	WHLRW	...	...	...	.10	.01		.03	-17.6
Wheelr pfB	WHLRP	2.25	11.9	...	23.12	12.58	6	18.87	-13.8
Wheelr pfD	WHLRD	2.19	10.4	...	23.39	14.66	5	21.06	+4.8
Wheeler rs	WHLR	1.36	34.0	...dd	12.30	3.25	75	4.00	-59.9
WhiteHFin	WHF	1.42	10.2	9	15.80	10.92	15	13.92	+3.7
▼Wilhelmina	**WHLM**	...	...	23	7.54	4.91	18	5.20	-19.6
WillScot wt	WSCW	...	...	...	1.50	.56		1.35	-6.3
WillScot	WSC	...	...	...	17.70	9.45	252	17.10	+34.6
WillmValV	WVVI	...	...	23	8.86	7.81	5	7.90	-4.3
WillVV pfA	WVVIP	.22e	4.6	...	6.00	4.17		4.80	-7.9
Willdan	WLDN	...	...	24	33.75	19.25	32	30.34	+26.7
WillisLFn	WLFC	...	...	13	36.70	22.51	5	34.67	+38.8
WillisTwW	WLTW	2.40	1.6	42	165.00	142.67	468	148.50	-1.5
Windstm rs	WIN	...	...	...	13.65	3.03	715	4.97	-46.3
Wingstop n	WING	.32f	.5	88	70.74	31.53	267	66.79	+71.3
Winmark	WINA	.60	.4	28	176.45	121.55	4	170.15	+31.5
WinsFin	WINS	...	...	...	390.88	33.38	2	63.70	-64.6
Wintrust	WTFC	.76	.8	18	99.96	71.02	488	90.75	+10.2
Wintrust wt	WTFCW	...	...	...	63.47	54.70		59.60	-2.1
Wintrst pfD	WTFCM	1.64	6.1	...	29.31	26.58	10	26.67	-4.6
WisdTrMdE	GULF	1.10e	5.8	...q	20.14	16.45	5	18.88	+7.2
WT SCQDv	DGRS	.66e	1.7	...q	38.74	32.98	20	38.25	+7.1
▲WT USQDv	DGRW	.59e	1.3	...q	44.55	37.75	99	44.75	+8.0
WTChixSte	CXSE	1.54e	2.1	...q	96.79	67.77	10	72.30	-16.1
WTEMCpBd	EMCB	3.18	4.6	...q	73.96	68.12	1	68.84	-5.8
WisdomTr	WETF	.12	1.5	22	13.41	7.57	896	8.17	-34.9
WTEMQDv	DGRE	.67e	2.8	...q	28.95	23.12	6	24.29	-10.9
WT NegAB	AGND	.78	1.8	...q	45.12	42.99	2	43.92	+1.3
WT IntHdg	AGZD	.84	1.7	...q	49.15	47.59	10	48.04	-.8
WT NegHY	HYND	.90e	4.2	...q	22.48	20.40	18	21.58	+5.3
WT IntHY	HYZD	1.02	4.2	...q	26.52	23.49	101	24.24	+.3
WTGermH	DXGE	1.39e	2.4	...q	33.99	29.34	2	30.47	-5.4
WT JpSCEq	DXJS	1.10e	.5	...q	47.87	41.35	14	44.38	-3.7
WTEMCnG	EMCG	.59e	2.7	...q	28.89	20.59	2	21.66	-19.6
Wix.com	WIX	...	...	...	118.45	50.90	317	114.10	+98.3
Woodward	WWD	.57	.7	30	89.30	68.56	167	81.83	+6.9
Workday	WDAY	...	...	...dd	157.12	95.35	1223	141.66	+39.2
Workhrs rs	WKHS	...	...	...dd	3.45	.91	101	1.11	-56.6
WldAccept	WRLD	...	...	18	125.14	71.02	38	120.64	+49.5

Money Market Funds

Fund	Avg Maturity	Avg Yield
Money Funds		
AB Government Money	...	1.88
AB Government Money	...	1.88
AB Government Money	...	1.89
AIM MMCshRes	24	1.48
AIMMMInv	24	1.63
AIM Premier Portfoli	26	2.06
AIM Premier Tax Exem	9	1.34
AIM Premier U.S. Gov	29	1.86
AIM Short Term Invts	25	1.86
AIM Short Term Invts	10	1.30
AIM Short Term Invts	13	1.94
AIM Short Term Invts	23	2.10
AIM Short Term Invts	28	1.87
AlBernExRK p	...	1.84
AllBrnExRsv I	...	1.87
AlliBernExRsvA	...	1.70
AlliBernExRsAd	...	1.70
AlliBernExRsvB	...	1.64
AlliBernExRsC	...	1.69
ABGovMMSel	13	1.84
AmC CapPr	42	1.54
AmC Prime	39	1.67
AmCentUSGv	24	1.54
AmCPrime t	39	1.43
American Century Pri	39	.92
BBH MM Inst	39	1.76
BBH MMkt	39	1.51
BLFMuniDlr	24	1.12
BMOGov I p	8	1.76
BMO Gov Y	8	1.52
BMO Institutional Pr	22	2.00
BMO Institutional Pr	22	1.75
BMOPrimeI p	22	1.96
BMO Prime Y	22	1.74
BNY Mellon Governmen	26	1.49
BNYMellon M	26	1.74
BNY Mellon National	16	.97
BR TFdCsMg	33	1.37
BL FedTrDlr	47	1.63
BLFTrCsMg	52	1.39
BLFT Adm	33	1.77
BlackRock Cash Fds,	25	1.90
BLFFedFDlr	28	1.62
BLFedFdPCS p	28	1.36
BLFFedFnd	28	1.87
BRInst	27	2.00
BLFCASel p	6	.32
BLFedFdSel p	28	1.04
BLMunFdSel	24	.57
BLFTempFdSel	30	1.72
BlackRock Liquidity	28	1.83
BlackRock Liquidity	47	1.47
BlackRock Liquidity	28	1.47
BlackRock Liquidity	52	1.49
BlackRock Liquidity	6	.49
BlackRock Liquidity	33	1.47
BlackRock Liquidity	47	1.37
BlackRock Liquidity	28	1.37
BlackRock Liquidity	52	1.06
BlackRock Liquidity	33	1.83
BlackRock Liquidity	33	1.04
BLF FedTr	47	1.87
BLF TrsTr	52	1.89
BLFTrsTrDlr	52	1.64
BLFT FundDlr	33	1.62
BLFMunCsh	11	1.08
BRInvest	27	1.65
BlackRock Money Mark	27	.90
BLNYMfPCS p	6	.89
BRSvc	27	1.73
BLFTempFdPCS	30	1.58
BRLiqTrsTAd	52	1.79
BLFM MuniCsh	11	1.33
BLF TempFd	30	2.08
BLFTmpDlr	30	1.83
BLFTmCsDlr	29	1.85
BLFedTrAd	47	1.77
BLCAMunPC p	6	.62
BlkrkLqTmpAd	30	1.98
BRLiqTmpCR	30	1.68
BLMuAdm	24	1.27
BLF TmpCsh	29	2.07
BLFT TrFund	33	1.87
BLFedAdm	28	1.77
BLMuCshMg	20	.90
BLFTmCshMg	30	1.58
CNIGovtA p	37	1.29
California Tax-Free	28	1.07

Fund	Avg Maturity	Avg Yield
CapResFd p	24	1.28
Cash Account Tr, Gov	20	1.67
Cash Account Tr, Gov	20	1.87
Cash Account Trust -	20	1.03
Cash Account Trust:	39	.49
Cash Acct Tr: Govt &	20	1.80
Cash Acct Tr: Tax Ex	39	.91
Cash Acct Tr: Tax Ex	39	1.27
Cash Acct Tr: Tax Ex	39	1.31
CashMgtInst	20	1.73
CashResInst	20	1.79
CavanalCshAd	21	1.42
Cavanal Hill Governm	21	1.74
Cavanal Hill Governm	21	1.79
Cavanal Hill Governm	21	1.71
Cavanal Hill U.S. Tr	18	1.72
Cavanal Hill U.S. Tr	18	1.80
Cavanal Hill U.S. Tr	18	1.60
CavanalTrAdm	18	1.30
CitiznSelTreA	46	1.93
CitiznSelTreB	46	1.73
CityNaRoGv p	37	1.14
CityNRochGv	37	1.59
Columbia Government	26	1.47
Columbia Government	26	1.46
Columbia Government	26	1.47
Columbia Government	26	1.66
Columbia Government	26	1.47
ColumbiaA	26	1.47
Columbia Z	26	1.47
DWSMSerMgd	20	1.90
DWSMSerInst	20	1.90
DWS MMkt	28	1.67
DWS Variable NAV Mon	24	2.17
DavisGvtA	55	1.46
Deutsche Money Marke	28	1.40
Deutsche Money Marke	28	.67
Deutsche Money Marke	28	1.67
DryBasic	55	1.80
DryInsPfGHm	18	1.83
DryInsPfGvP	18	1.58
DryTrsAgcyC	3	1.55
DryResInst	18	1.88
Dreyfus Cash Mgmt Ad	39	2.02
Dreyfus Cash Mgmt In	39	2.12
Dreyfus Cash Mgmt In	39	1.87
Dreyfus Government S	26	1.41
Dreyfus Government S	26	1.56
Dreyfus Government S	26	1.71
Dreyfus Government S	26	1.81
Dreyfus Govt Cash Mg	16	1.85
Dreyfus Govt Cash Mg	16	1.59
Dreyfus Govt Cash Mg	16	1.74
Dreyfus Govt Cash Mg	16	1.44
Dreyfus Institutiona	46	1.98
Dreyfus Institutiona	32	2.06
Dreyfus Institutiona	44	1.59
Dreyfus Institutiona	44	1.84
Dreyfus Institutiona	3	1.85
Dreyfus Instl Prefer	32	2.00
Dreyfus Liquid Asset	48	1.77
Dreyfus Liquid Asset	48	1.37
Dreyfus Municipal Ca	17	1.13
Dreyfus Municipal Ca	17	.89
Dreyfus New York Mun	24	1.22
Dreyfus New York Mun	24	.97
Dreyfus Prime Money	46	2.02
Dreyfus Tax Exempt C	10	1.36
Dreyfus Tax Exempt C	10	1.11
Dreyfus Treasury Cas	20	1.87
Dreyfus Treasury Cas	20	1.62
Dreyfus Treasury Cas	20	1.77
Dreyfus Treasury Cas	20	1.46
Dreyfus Treasury Sec	41	1.86
Dreyfus Treasury Sec	41	1.61
Dreyfus Treasury Sec	41	1.75
Dreyfus Treasury Sec	41	1.46
Dreyfus Treasury and	3	1.86
DryfLA	48	1.44
DryInTrAgcHm	3	1.80
DryTrPmCsh I	44	1.88
DryfGenTrPrA	49	1.04
EdwJones IS	29	.80
EdwJonesRS	29	.78
FIMMDom I	17	2.02
FIMMDomII	17	1.87
FIMMDomIII	17	1.77
FIMMGov I	30	1.87
FIMMGovII	30	1.72

Fund	Avg Maturity	Avg Yield
FIMMGovIII	30	1.62
FIMM Government Port	30	1.91
FIMMMMkt I	21	2.08
FIMMMMktII	21	1.93
FIMMMMktIII	21	1.83
FIMMTrOnlyII p	36	1.74
FIMMTrOnly3	36	1.64
FIMMTrOnly I	36	1.89
FIMM Treasury Only P	36	1.93
FIMM Treasury Portfo	27	1.90
FIMMTry I	27	1.86
FIMMTryII	27	1.71
FIMMTryIII	27	1.61
FedCAMuniII	31	.85
FedCAMunCS p	31	.50
FedCAMunCap	31	1.15
FedGovOblCp	25	1.72
FedGovOb IS	25	1.84
FedGovOblSv	25	1.61
FedMMEagle	25	1.86
FedNYMun WS	43	1.26
FedPAMu WS	17	1.11
FedPrCshObCp	25	1.94
FedPrVlObSv	1	1.84
FedPrVlOblCp	1	1.99
FedPrVluObl	1	2.09
FedPrCshOblIS	25	2.04
FdPrCshObSv	25	1.79
FedPriOb IS	24	2.09
FedPrObSvc	24	1.89
FedTrstUSTr	25	1.83
FedTrsOb IS	26	1.86
FedTreasObSv	26	1.61
FedTrsOblCp	26	1.76
FedUSTCshSv	43	1.63
FedUSTrsIns	43	1.88
FedVaMuCsCS p	21	.51
Federated Government	25	.88
Federated Government	37	1.52
Federated Government	26	1.14
Federated Government	26	.74
Federated Government	26	.74
Federated Government	26	1.14
Federated Government	25	1.19
Federated Government	25	1.03
Federated Government	25	1.87
Federated Institutio	6	1.32
Federated Institutio	25	1.81
Federated Institutio	25	1.96
Federated Institutio	24	2.04
Federated Institutio	25	2.06
Federated Municipal	39	.85
Federated Municipal	39	1.09
Federated Municipal	39	.61
Federated Municipal	39	.73
Federated Prime Cash	25	1.10
Federated Prime Cash	25	1.25
Federated Prime Cash	25	1.34
Federated Prime Cash	25	1.54
Federated Prime Cash	25	1.73
Federated Treasury O	26	1.57
Federated Trust for	25	1.13
Federated Trust for	25	1.00
FedMstr	1	1.90
FidTrAdvC t	28	.59
Fidelity California	20	1.28
Fidelity California	20	1.03
Fidelity Domestic Po	17	1.97
Fidelity Flex Govern	27	2.06
Fidelity Government	27	1.08
Fidelity Government	27	1.33
Fidelity Government	27	1.71
Fidelity Government	27	1.78
Fidelity Government	27	1.33
FidGovPortS	30	1.82
Fidelity Insti Money	21	2.12
Fidelity Insti Money	17	2.06
Fidelity Insti Money	17	1.53
Fidelity Insti Money	27	1.36
Fidelity Insti Money	36	1.39
Fidelity Investments	19	2.07
Fidelity Investments	19	1.98
Fidelity Investments	19	1.78
Fidelity Investments	19	1.88
Fidelity Investments	19	2.03
FidCashRes	27	1.65
FidSpGov	27	1.61
FidSpMM	21	1.83
FidSpUSTr	36	1.65

Fund	Avg Maturity	Avg Yield
FidMMPortS	21	2.03
Fidelity Massachuset	28	1.30
Fidelity Massachuset	28	1.05
Fidelity Money Marke	21	1.95
Fidelity New Jersey	46	1.29
Fidelity New Jersey	46	1.04
Fidelity New York AM	36	1.30
Fidelity New York AM	36	1.05
Fidelity SAI Municip	35	1.45
Fidelity Series Gove	28	2.04
Fidelity Tax-Exempt	39	1.25
Fidelity Treasury Mo	28	1.62
Fidelity Treasury On	36	1.84
FidTrPortsS	27	1.81
FidTrsyCR	28	1.09
FidTryDly M	28	1.34
FstAmTrObD	15	1.42
FstAmGvObA p	20	1.25
FstAmPrObY	17	1.73
FstAmTrObA p	15	1.27
FstAmTrObY	15	1.57
First American Gover	20	1.86
First American Insti	17	2.06
First American Treas	15	1.88
First American U.S.	30	1.85
First American U.S.	30	1.45
First American U.S.	30	1.30
First American U.S.	30	1.60
FtInvCs	44	1.42
First Investors Gove	44	1.42
FsAmGvObII	20	1.70
FstAmTrObII	15	1.72
FsAmISTrII	30	1.75
FstAmPrObZ	17	2.06
FstAmPrObI	17	1.78
FsAmPrObII	17	1.88
FstAmTrObZ	15	1.84
FstAmTreResA	15	1.08
Gabelli U.S. Treasur	58	1.98
Gabelli U.S. Treasur	58	1.98
GabelliUST	58	1.98
GartmrMMPr	25	1.48
GnCAMuB	9	.56
GnTrsAgcy A	5	1.29
GnTrsAgcy R	5	1.49
GnGvSec	12	1.17
GeneralB p	34	1.24
General Government S	12	1.41
GnGovB p	12	.96
General Money Market	34	1.67
General Municipal Mo	15	.95
General Treasury Sec	49	1.32
General Treasury Sec	49	1.49
General Treasury and	5	1.04
GnMMkt	34	1.48
Goldman Sachs Fds, F	38	1.77
Goldman Sachs Fds, F	38	1.84
Goldman Sachs Financ	36	2.07
Goldman Sachs Financ	36	1.67
Goldman Sachs Financ	36	1.92
Goldman Sachs Financ	29	1.77
Goldman Sachs Financ	29	1.37
Goldman Sachs Financ	29	1.62
Goldman Sachs Financ	28	1.75
Goldman Sachs Financ	28	1.35
Goldman Sachs Financ	28	1.60
Goldman Sachs Financ	35	2.07
Goldman Sachs Financ	35	1.67
Goldman Sachs Financ	35	1.92
Goldman Sachs Financ	38	1.62
Goldman Sachs Financ	38	1.37
Goldman Sachs Financ	38	1.77
Goldman Sachs Financ	38	1.37
Goldman Sachs Financ	38	1.62
Goldman Sachs Financ	29	1.84
Goldman Sachs Financ	38	1.84
Goldman Sachs Financ	28	1.82
Goldman Sachs Financ	36	2.14
Goldman Sachs Financ	35	2.14
Goldman Sachs Financ	35	2.02
Goldman Sachs Financ	36	2.02
Goldman Sachs Financ	28	1.70
Goldman Sachs Financ	38	1.72
Goldman Sachs Financ	29	1.72
Goldman Sachs Financ	38	1.72
Goldman Sachs Financ	38	1.23
Goldman Sachs Financ	38	1.07
Goldman Sachs Financ	38	1.52
Goldman Sachs Financ	38	1.23

Fund	Avg Maturity	Avg Yield
Goldman Sachs Financ	38	1.07
Goldman Sachs Financ	38	1.52
Goldman Sachs Financ	28	1.21
Goldman Sachs Financ	28	1.06
Goldman Sachs Financ	28	1.50
Goldman Sachs Financ	36	1.82
Goldman Sachs Financ	29	1.22
Goldman Sachs Financ	29	1.07
Goldman Sachs Financ	29	1.52
Goldman Sachs Financ	35	1.52
Goldman Sachs Financ	35	1.37
Goldman Sachs Financ	35	1.82
Goldman Sachs Financ	36	1.37
Goldman Sachs Financ	36	1.52
Goldman Sachs Financ	29	.87
Goldman Sachs Financ	29	1.62
Goldman Sachs Financ	29	1.87
Goldman Sachs Financ	34	1.35
Goldman Sachs Financ	34	1.81
Goldman Sachs Financ	34	1.49
Goldman Sachs Financ	34	1.75
Goldman Sachs Financ	34	1.04
Goldman Sachs Financ	34	1.70
Goldman Sachs Financ	34	1.60
Goldman Sachs Financ	34	1.85
Goldman Sachs Invest	41	1.57
Goldman Sachs Invest	41	1.42
Goldman Sachs Invest	41	1.27
Goldman Sachs Invest	20	.33
Goldman Sachs Invest	20	1.08
Goldman Sachs Invest	41	1.82
Goldman Sachs Invest	41	2.07
Goldman Sachs Invest	41	1.07
Goldman Sachs Invest	41	1.82
GovTxMgSvc	37	1.58
GovObTR	25	1.35
GovTxMgIS	37	1.83
Government Fund Clas	34	1.75
Government Obligatio	20	1.88
Government Obligatio	20	1.85
GovResFd P	26	.99
HSBC U.S. Government	19	1.76
HSBC U.S. Government	19	1.87
HSBC U.S. Government	19	1.81
HSBC U.S. Government	19	1.83
HSBC U.S. Treasury M	23	1.77
HSBC U.S. Treasury M	23	1.52
HSBC U.S. Treasury M	23	1.88
HSBC U.S. Treasury M	23	1.84
HSBC U.S. Treasury M	23	1.86
HSBCUSGov A	19	1.36
HSBCUSGov D	19	1.51
Harbor Money Market	42	1.53
Harbor	42	1.75
HeritAdm	15	1.90
HeritInst	15	2.03
HewittMM p	25	1.37
ING MM A	24	1.62
ING MM I	24	1.60
Invesco Government M	24	1.70
InvescoA5	24	1.48
InvescoC5 p	24	.73
Invesco Tax Exempt C	10	.58
Invesco Tax-Exempt C	10	.62
Investor Cash Tr, Tr	8	1.67
Investor Tax-Exempt	20	1.23
Investor Tax-Exempt	20	.83
Investor Tax-Exempt	20	1.08
Investor Tax-Exempt	20	1.30
Investor Tax-Exempt	20	1.18
Investor Tax-Exempt	20	.68
Investor Tax-Exempt	20	.53
Investor Tax-Exempt	20	.98
InvCshTrTrs	8	1.81
Investors Cash Tr, T	8	1.28
Investors Cash Trust	8	1.78
Ivy Cash Management	30	.60
Ivy Cash Management	30	.73
Ivy Cash Management	30	1.57
Ivy Government Money	14	1.55
Ivy Government Money	14	1.65
IvyMonyyC t	14	.76
IvyMnyA	14	1.37
IvyMM B	14	.42
JPMGvMMAg	37	1.78
JPMLqAsR	25	1.54
JPMGvPrem	37	1.59
JPMGvCap	37	1.86
JPMTrPlInv	19	1.53

Fund	Avg Maturity	Avg Yield
JPMTrPlRs	19	1.34
JPMorg100 Agcy	50	1.81
JPM100 SecP	50	1.62
JPM100 TrInst	50	1.86
JPMorgan100	50	1.48
JPMLqAstP	25	1.79
JPMorganFed	44	1.48
JPMorFedAgcy	44	1.81
JPMorgFedPr	44	1.62
JPMLqAstAg	25	1.98
JPMLqAstC p	25	1.27
JPMLqAstMrg	25	1.65
JPMLqAstInst	25	2.03
JPMMunInst	7	1.33
JPMMuMorg	7	.95
JPMNYMuR p	6	.81
JPMorgPrm	21	1.73
JPMorgPrAgcy	21	1.99
JPMorgPrmPr	21	1.80
JPMTreasC t	19	1.07
JPMTrsPlusP	19	1.59
JPMTrsPlsMrg	19	1.45
JPMTrsPlsInst	19	1.83
JPMTrsPlsAg	19	1.78
JPMTrsSecR p	50	1.37
JPMUSGvInst	37	1.83
JPMUSGvtR p	37	1.34
JPMUSGvtMrg	37	1.45
JPMLqAsInv	25	1.73
JPMorgan 100% US Tre	50	1.89
JPMorgan California	6	.99
JPMorgan California	6	.39
JPMorgan California	6	.74
JPMFedInst	44	1.86
JPMorgan Institution	10	1.32
JPMorgan Institution	10	1.37
JPMorgan Institution	10	1.35
JPMorgan Institution	10	1.27
JPMorgan Liquid Asse	25	2.06
JPMorgan Municipal M	7	.84
JPMorgan Municipal M	7	1.28
JPMorgan Municipal M	7	.49
JPMorgan New York Mu	6	1.06
JPMorgan New York Mu	6	.46
JPMorgan New York Mu	6	.81
JPMPrInst	21	2.04
JPMPrRsv	21	1.55
JPMorgan Prime Money	21	2.09
JPMorgan Prime Money	21	2.07
JPMorgan Prime Money	21	1.28
JPMorgan U. S. Treas	19	1.88
JPMorgan U.S. Govern	37	1.34
JPMorgan U.S. Govern	37	1.04
JPMorgan U.S. Govern	37	.99
JPMorgan U.S. Govern	37	1.72
JPMorgan U.S. Treasu	19	1.86
JPMorgan US Governme	37	1.53
Liquid Assets Portfo	23	1.23
Liquid Assets Portfo	23	1.90
Liquid Assets Portfo	23	1.53
Liquid Assets Portfo	23	2.02
MainStay A	17	1.48
MainStay B	17	1.25
MainStay Money Marke	17	1.25
MainStay Money Marke	17	1.25
ManagersMM	37	1.88
Maryland Tax-Free Mo	16	1.17
Maryland Tax-Free Mo	16	1.08
Meeder Institutional	29	2.02
MeederRetl	27	1.73
ML CMAMn	21	1.45
ML CMATr	27	1.41
MilestnTOInst	28	1.79
MilestnTOInv	28	1.54
MHLIRSel	27	2.05
MMktGS2	38	1.89
MMktGS4	38	1.64
MMktProFdInv	20	1.02
MMktProFdSvc	20	.12
Mutual America Insti	23	1.81
Nationwide Governmen	25	1.28
NatnwdMMInst	25	1.53
New York Tax-Free Mo	22	1.18
NorthInstGovSel	48	1.84
Northern	44	1.92
NorthernGvSl	47	1.68
NorthInstGovt	41	1.78

Continued on **next page**

Continued from **previous page**

Money Market Funds

Fund	Avg Maturity	Avg Yield
NorthInstPrObSv	39	1.80
NthnInstPrObSh	39	2.10
Northern Institution	10	1.31
Northern Institution	41	1.78
Northern Institution	48	1.84
Northern Institution	48	1.84
NorthInstTreas	48	1.89
NorthernUSGv	46	1.69
OppCshResN t	33	1.41
OppenhCshB p	39	1.21
OppenhCshC p	33	1.41
OppCshRes	33	1.40
Oppenheimer Governme	31	1.43
Oppenheimer Institut	29	1.91
Oppenheimer Institut	29	1.85
Oppenheimer Institut	29	1.84
OppMMFd A	31	1.43
PIMCO Government Mon	5	1.71
PIMCO Government Mon	5	1.70
PIMCO Government Mon	5	1.76
PIMCO Government Mon	5	1.86
PIMCO Government Mon	5	1.86
PIMCO Government Mon	5	1.86
PNC Government Money	30	1.73
PNC Gov A	24	1.65
PNC Gov I	24	1.81
PNC TrA p	41	1.68
PNC Tr I	41	1.83
PNC Treasury Plus Mo	47	1.75
PNC Treasury Plus Mo	47	1.65
PW PACE P	23	1.41
PhoenixMM A	26	.01
Pioneer U.S. Governm	...	1.46
Pioneer U.S. Governm	...	.92
PionrCs	...	1.31
PremGvtMP	29	1.86
PremierPort	26	2.06
Premier Portfolio Pe	26	1.53
Premier Portfolio Pr	26	1.76
Premier Portfolio Re	26	1.90
Premier Portfolio Re	26	1.17
PrimeObTR	24	1.59
PruMMartD	40	1.41
PruMMrtZ	40	1.62
Prudential Governmen	40	1.41
Prudential Governmen	40	1.33
Prudential Governmen	40	1.40
PruInstMM A	38	2.02
Putnam Government Mo	14	.01
Putnam Government Mo	14	.01
Putnam Government Mo	14	.01
Putnam Government Mo	14	.01
Putnam Government Mo	14	.01
Putnam Government Mo	14	.01
Putnam Government Mo	14	.01
Putnam Government Mo	14	.01
Putnm MMA	26	1.71
Putnam Money Market	26	.01
Putnam Money Market	26	.01
Putnam Money Market	26	.01
PutnmMMC t	26	.01

Fund	Avg Maturity	Avg Yield
RBCGvRBCI1	21	1.78
Retail Prime Obligat	18	2.10
Retail Prime Obligat	18	1.94
Retail Prime Obligat	18	2.04
Retail Prime Obligat	18	1.79
Retail Prime Obligat	18	1.84
Retail Prime Obligat	18	1.49
Rydex U.S. Governmen	27	.98
SEI DITGovA	34	1.75
SEI DITGvIIA	47	1.85
SEI DITTrsA	28	1.74
SEI DITTrIIA	38	1.84
STI CshRes	26	1.65
STIC Prime Portfolio	13	1.77
STIC Prime Portfolio	13	1.07
STIC Prime Portfolio	13	1.39
STIC Prime Portfolio	13	1.86
STIT Liquid Assets	23	1.80
STIT STIC Prime Por	13	1.64
STIT Government & Ag	28	1.84
STIT Government & Ag	28	1.57
STIT Liquid Assets P	23	2.07
STIT STIC Prime Port	13	1.90
STIT Tax-Free Cash R	10	1.05
STIT Tax-Free Cash R	10	1.26
STIT Treasury Obliga	43	1.90
STIT Treasury Obliga	43	1.86
STIT Treasury Obliga	43	1.65
STIT Treasury Portfo	25	1.56
STIT Treasury Portfo	25	1.83
Saratoga Advantage T	1	.01
Saratoga U.S.Governm	1	.01
SaratgUSGvI	1	.01
SchwbACR-Pr	8	1.74
SchwbACR	8	1.74
SchwbCshRes	21	1.52
Schwab Government Mo	5	1.60
SchwbInv	33	1.87
SchwbRetAdv	35	1.87
Schwab Retirement Go	30	1.84
Schwab Treasury Obli	3	1.61
Schwab U.S. Treasury	9	1.52
SchbValAdv	35	1.89
SchwValAdUlt	35	2.04
SchbMM	1	1.29
Schb UST	9	1.32
SentinelGov A	3	1.36
StFrmMMLgA	24	1.72
State Farm Money Mar	24	1.55
State Farm Money Mar	24	1.55
State Farm Money Mar	24	1.55
State Farm Money Mar	24	1.62
State Farm Money Mar	24	1.78
State Farm Money Mar	24	1.62
State Farm Money Mar	24	1.62
StStInstLRS	23	2.07
State Street Insti L	17	1.35
State Street Insti T	16	1.52
State Street Insti T	16	1.87
State Street Insti T	30	1.90
State Street Insti U	15	1.88

Fund	Avg Maturity	Avg Yield
State Street Insti U	15	1.53
State Street Institu	15	1.92
State Street Institu	16	1.84
State Street Institu	15	1.85
State Street Institu	16	1.79
State Street Institu	30	1.82
State Street Institu	15	1.80
State Street Institu	15	1.63
State Street Institu	30	1.55
State Street Institu	15	1.90
State Street Institu	16	1.81
State Street Institu	23	2.01
State Street Institu	23	1.99
State Street Institu	23	1.82
State Street Treasur	16	1.91
SunAmMMA	31	.01
T. Rowe Price Govern	33	1.77
T. Rowe Price Instit	33	1.93
T. Rowe Price Tax-Ex	54	1.28
TDAM California Muni	8	.53
TDAM Insti U.S. Gov	26	1.50
TDAM Insti U.S. Gove	26	1.75
TDAM Institutional T	26	.95
TDAM Institutional T	26	1.50
TDAM Institutional U	26	1.10
TDAMMMInv	19	1.36
TDAMMMkPr	19	1.36
TDAM Money Market Po	19	1.46
TDAM Money Market Po	19	1.26
TDAM Municipal Portf	17	.68
TDAM New York Munici	6	.60
TDAM U.S. Government	36	1.18
TDAMUSGv	36	1.28
TIAA-CREF Inst	44	.02
TIAA-CREF Money Mark	44	.02
TIAA-CREF Money Mark	44	.02
TIAACREF Ret	44	.02
TIAA-CREF Ret	44	.02
TRowSumCR	37	1.79
TRowPRF	33	1.64
TRowUST	36	1.62
Thriv MM Inst	35	1.70
Thriv MMk A	35	1.53
TreasObTR	26	1.36
Treasury Obligations	15	1.87
Treasury Portfolio P	48	1.84
U.S. Government Mone	24	.80
U.S. Government Mone	24	1.29
U.S. Government Mone	24	1.99
U.S. Treasury Money	36	1.72
UBS Prime Investor F	31	1.73
UBS Prime Preferred	31	2.04
UBS Prime Reserves F	31	2.00
UBS RMA Government M	27	1.53
UBS Select Governmen	27	1.88
UBS Select Governmen	27	1.57
UBS Select Governmen	27	1.84
UBS Select Governmen	27	1.82
UBS Select Prime Inv	27	1.75
UBS Select Prime Pre	27	2.09
UBS Select Treasury	20	1.82

Fund	Avg Maturity	Avg Yield
UBS Select Treasury	20	1.84
UBS Select Treasury	20	1.57
UBS Select Treasury	20	1.88
UBS Tax-Free Institu	18	1.33
UBS Tax-Free Investo	18	1.06
UBS Tax-Free Preferr	18	1.37
US Government Money	21	.98
US Government Money	21	1.68
USAA Mutl	34	1.68
USAA Treas	42	1.69
VALIC MMktI	34	.01
VALIC MMkII	34	.01
VangAdmTry	55	1.98
VangFdl	54	1.96
VangPr	45	2.11
VangPrInst	45	2.17
Voya Government Mone	24	1.60
Voya Government Mone	24	1.60
Voya Government Mone	24	.60
Voya Government Mone	24	1.60
Voya Liquid Assets P	24	1.47
Voya Liquid Assets P	24	1.72
Voya Liquid Assets P	24	1.32
Voya Money Market Po	24	1.67
WA Select Tax Free R	30	1.36
WF 100% Treasury Mon	40	1.86
WF Government Money	27	1.89
Wells Fargo 100% Tre	40	1.76
WellsFargo A	17	1.63
WFCashInvAd	16	1.93
WFCashInst	16	2.06
Wells Fargo Cash Inv	16	2.13
Wells Fargo Fd, Trea	25	1.69
WFGovAdm	27	1.70
WFGvtMMA	27	1.43
Wells Fargo Heritage	15	2.10
Wells Fargo Heritage	15	1.80
WellsFargoI 100	40	1.56
WellsFargoInsCsh	16	1.76
WellsFargoInsGv	27	1.53
Wells Fargo Money Ma	17	2.03
Wells Fargo Money Ma	17	1.73
Wells Fargo Municipa	5	1.32
WellsF100TrA	40	1.46
WellsFargo TrsyS	25	1.58
WellsFargoTrsyA	25	1.43
WellsFargo TrsyI	25	1.83
WFGvMMInst	27	1.83
Western Asset Govern	30	1.31
Western Asset Govern	30	1.01
WA GvtRsvA	30	1.41
WAInstGvInst	30	1.86
Western Asset Inst.	...	1.79
Western Asset Inst.	...	1.85
Western Asset Insti	44	1.80
Western Asset Insti	46	1.72
Western Asset Instit	...	1.64
Western Asset Instit	30	1.81
Western Asset Instit	30	1.81
Western Asset NY Tax	28	.91
Western Asset Prime	1	1.72

Fund	Avg Maturity	Avg Yield
Western Asset Tax Fr	13	.39
Western Asset Tax Fr	30	.96
Western Asset US Tre	44	1.09
WstnUSTrN	44	1.45
WstnInstLqRsI	46	1.76
WstnPrmLiq	46	1.52
WstnInstUSTR	44	1.87
WstnPrmUSTR	44	1.60
Wilm GovSel	29	1.62
Wilm TrAdm	28	1.39
Wilm TrSvc	28	1.24
Wilm TrSvc	28	1.64
Wilm GovAdm	29	1.37
Wilmington U.S. Gove	29	1.22
WilmUSGov	33	1.75
Tax Exempt		
AIMTx	10	.48
AmC CATF	11	1.04
AmC TF	13	1.09
BMO TaxF I p	14	1.35
BMO TaxF Y	14	1.09
BNYMelNMuM	16	1.22
BLMunFdPCS p	24	.89
BRLM Muni	24	1.37
BRF NYMuni	6	1.29
BRFCAMuni	6	1.12
CashActTxEMgd	39	1.13
FIMMTxExII	34	1.24
FIMMTxEx3	34	1.14
FIMMTxExI	34	1.39
FedCAMuniSv	31	1.00
FedCAMu WS	31	1.25
FedGAMuCsh	16	1.05
FedMAMuCS p	48	.58
FedMAMuniSv	48	.99
FedMuObl A	39	1.42
FedMuOblCap	39	1.32
FedMunOblSv	39	1.17
FedNYMuCSv	43	1.04
FedNYMuCS p	43	.56
FedNYMuCsII	43	.81
FedPAMuniCS	17	.52
FedPAMuCsSv	17	.91
FedTaxFObWS	42	1.37
FedTxFrObSv	42	1.12
FedMuniSvc	21	.90
FedTxF c	6	1.37
FidCA	19	1.03
FidCT	30	1.07
FidMA	28	1.04
FidMI	25	.96
FidMuMM	53	1.20
FidNJ	53	1.03
FidNY	39	1.05
FidOH	45	1.04
FidPA	11	1.03
FidSpCA	20	1.18
FidSpMA	28	1.20
FidSpNJ	46	1.19
FidSpNY	36	1.20

Fund	Avg Maturity	Avg Yield
FidTEDly M	39	.88
FidAZ	16	1.05
Fid TECR	39	.63
FidTxEx MM	39	1.13
FidTaxExPortS	34	1.34
FinSq TEF	20	1.33
FstAmTFA	8	.74
FstAmTxFY	8	1.04
FsAmTxFObII	8	1.19
FstAmTFObZ	8	1.29
GenNJMun	29	.78
GenNYMuB	21	.76
GnMuB p	15	.49
GnNYMuB p	21	.37
GnCalMu	9	.73
JPMMuMMP	7	1.09
JPMorganCA	6	.85
JPMorganNY	6	.92
JPMorganTF	14	.93
JPMorg TFPr	14	1.07
JPMTxFrR p	14	.82
JPMorgTFAgcy	14	1.26
JPMTxFrInst	14	1.31
NYTxFrMMI	24	2.09
NortnInstMuni	10	1.31
NorthernMun	21	1.18
PremierTxEx	9	1.34
SchwAMTTxF	24	1.00
SchwNYMuVA	26	1.21
SchwNYMuSw	26	.96
SchwTxFValAd	24	1.22
ShwbTE	24	1.13
SchwabTxEx	24	1.23
Schwb CA	13	.97
ScudTECshInst	39	1.33
TDAMCAMu	8	.63
TDAMMuni	17	.78
TDAMNYMu	6	.70
TRowSumMu	51	1.15
TRowCA c	28	.85
TRowNY c	22	.96
TRowTE c	54	1.20
USAATxEx	24	1.04
VangNJ	57	1.35
VangCA	28	1.32
VangPA	29	1.34
VangNY	31	1.36
VangTxEx	35	1.42
WFAMuCshM	5	1.42
WFA MuCsMSv	5	1.17
WFNatInstMM	6	1.37
WFNtTFMMSv	6	1.12
WellsFargoNat	6	1.27
WellsF NTFA	6	.97
WstnFTxR N	30	.81
WstnInstTxFR	30	1.41
WstnNYTxR N	28	.76

Toronto stocks

Name	Vol	High	Low	Last	Chg
ARCResources	96944	13.56	13.23	13.34	+.04
AdvOil Gas	87565	3.32	3.18	3.20	-.10
AeconGroup	80275	15.96	15.54	15.57	-.24
AgnicoEagle	70614	45.63	44.67	45.40	+.30
AirCdaV VV	69760	27.66	27.28	27.66	+.29
AlamosGoldA	74561	6.07	5.91	6.05	+.06
AlamosGoldWt	74934	.46	.29	.32	+.03
AlgonquinPwr	121495	13.65	13.47	13.63	...
AltaGasLtd	245801	21.89	21.03	21.11	-.61
AphriaInc J	1020879	20.12	18.60	19.96	+.68
ArgexTitanium	261712	.04	.04	.04	...
AthabascaOil	99064	1.51	1.46	1.46	-.06
AuroraCannabi	5651014	12.25	10.87	12.25	+1.38
B2GoldCorpo	159985	2.96	2.87	2.96	+.06
BALLARDPOWER	93329	5.90	5.61	5.86	+.46
BCE Inc	141879	52.52	51.81	52.38	+.47
BarrickGold	271421	13.87	13.54	13.71	...
BauschHealth	87736	32.73	31.05	32.29	+1.24
BaytexEnergy	429224	3.64	3.46	3.49	-.09
BirchcliffEng	147320	4.78	4.49	4.52	-.17
Bk NS	295531	77.72	77.00	77.58	+.79
BkMontreal	90849	107.99	107.44	107.60	+.19
BlackberryLtd	145455	13.36	13.11	13.31	+.12
BombardirBSV	463373	4.74	4.60	4.72	+.12
BrkfldPpPtn	94755	26.56	26.06	26.51	+.46
BrookfldALV	96356	56.33	55.01	56.05	+1.14
CIBC	134365	125.21	123.87	124.40	+.87
CamecoCorp	117377	12.96	12.48	12.88	+.38
CannTustHoldi	322998	12.99	12.00	12.90	+.88
CanopyGrowth	543430	67.57	62.57	67.57	+4.11
CdnNatRail	118200	114.16	111.84	113.69	+2.33
CdnNatRes	302462	42.67	41.59	41.77	-.70
CelesticaSV	96611	14.81	13.93	14.19	-.71
CenovusEngy	450943	12.06	11.80	11.89	-.05

Name	Vol	High	Low	Last	Chg
CequenceEgy	615511	.04	.04	.04	-.01
ChoiceREITUn	73071	12.53	12.34	12.44	-.08
CoroMiningo	86800	.06	.05	.06	...
CorusEntBo	74948	4.17	4.09	4.13	-.02
CrescentPnt	240576	8.03	7.82	7.94	-.02
CronosGroupI	758390	18.05	16.39	17.76	+1.51
DHXMediaLtd	176685	1.35	1.24	1.25	-.11
DetourGoldo	88164	11.65	11.17	11.27	-.23
DollaramaInc	127684	42.89	41.75	42.68	+.82
DreamIndusRE	147208	10.51	10.37	10.45	+.05
ECNCapitalCo	88892	3.82	3.78	3.82	+.02
EldoradoGld	138634	1.24	1.13	1.15	-.08
EmeraInc	73863	40.88	40.17	40.44	-.34
EnCanaCorp	317000	16.50	16.20	16.31	...
EnbridgeInc	276135	44.84	44.19	44.41	-.33
EnbridgeIncme	69950	33.62	33.12	33.32	-.20
FirstMiningF	72590	.38	.34	.35	+.01
FirstQntumo	281064	17.67	16.90	16.98	+.14
FissionUrnmo	99468	.70	.63	.68	+.05
Fortis Inc	220722	42.40	41.67	41.94	-.33
FortunaSilver	144189	5.90	5.71	5.82	+.04
FrstMajSvro	66724	7.70	7.26	7.39	-.20
GoldcorpInc	266687	14.17	13.80	13.90	-.07
GreenOrganicD	522953	9.24	8.12	8.78	+.20
GtWstLifeco	122101	31.52	30.95	31.51	+.55
GuyanaGldo	147460	3.10	2.93	3.10	+.13
HarteGold	109924	.41	.39	.39	-.02
HorizonsMedM	149311	25.99	24.51	25.95	+1.67
Horzn500Bear	97920	3.62	3.59	3.60	-.05
HorizonNtho	118233	2.78	2.65	2.75	+.07
HrznCrdOilBl	120430	11.86	11.47	11.51	-.20
HrznCrdOilBr	190614	4.30	4.16	4.28	+.07
HrznNatGsBr	92919	12.85	11.99	12.23	-.63
HrznNtGsBul	244105	4.10	3.84	4.03	+.19

Name	Vol	High	Low	Last	Chg
HudBayMnrls	213647	6.81	6.44	6.68	+.21
HuskyEngy	130415	22.06	21.11	21.22	-.60
ISharesS P60	558657	24.17	24.04	24.15	+.10
IamgoldCorp	140173	5.20	4.93	5.08	+.01
ImperialOil	142323	39.80	38.93	39.77	+.43
InterPipeline	101028	23.26	22.83	23.03	-.14
IvanhoeAo	69364	2.59	2.50	2.56	...
KinrossGold	291021	3.97	3.80	3.88	-.02
Kirklandlake	148057	23.74	22.64	23.31	-.06
LargoResourcs	111672	2.98	2.82	2.95	+.03
LucaraDmndo	71184	2.27	2.24	2.25	-.11
LundinMng	433362	7.11	6.94	7.07	+.25
MEGEnergy	143276	7.71	7.17	7.25	-.29
MagnaInt I	110903	73.41	71.32	72.94	+2.61
ManulifeFin	270050	24.09	23.88	23.98	+.10
NatBkCan	91950	65.39	65.02	65.10	-.01
NemaskaLithiu	156447	.72	.67	.72	+.05
NeovascInc	1215101	.04	.04	.04	+.01
NeptTech Bi	97748	6.25	5.72	6.12	+.06
NevsunReso	124130	5.79	5.76	5.78	+.02
New Gold	444314	1.44	1.20	1.31	-.13
NorthlandPowe	75149	22.65	21.99	22.07	-.60
NutrienLtd	107990	76.00	74.28	74.64	-1.04
OceanaGoldCrp	91829	3.96	3.88	3.93	+.04
OsiskoMining	67853	2.48	2.34	2.41	...
ParexReso	65634	21.35	20.38	20.69	-.56
PembinaPipe	84839	43.52	43.03	43.23	-.13
PengrowthEgy	152120	1.04	.93	.97	+.03
PeytoExpl	93114	10.69	10.26	10.27	-.28
PhotonControl	126922	2.00	1.92	1.95	-.05
PlatinumGrpo	124559	.25	.23	.24	+.01
PrecisionDrl	162555	4.96	4.74	4.87	-.01
RioCanRlUn	99982	24.95	24.77	24.85	-.08
RogersCommB	249566	67.39	66.56	67.24	+.49

Name	Vol	High	Low	Last	Chg
RoxgoldInc J	96558	.88	.82	.85	-.03
RoyalBank	206876	104.84	104.04	104.55	+.56
RoyalNickelo	2750167	.47	.42	.42	+.04
SOPeriorFerti	144777	.06	.06	.06	...
SemafoInc o	95161	3.20	3.13	3.15	-.01
SevenGenCIA	82380	14.86	14.54	14.74	-.05
SherrittIntl	88298	.86	.81	.82	-.02
SunLifeFin	102771	52.69	52.18	52.27	-.05
SuncorEngy	220342	50.94	49.80	49.98	-.61
SurgeEnergyo	65112	2.51	2.47	2.47	-.02
T D Bank	262224	80.00	79.38	79.73	+.42
TORCOil Gas	155528	6.42	6.22	6.29	-.07
TahoeReso	99469	3.86	3.75	3.85	+.07
TamarackVall	192410	4.93	4.69	4.92	+.31
TeckResLimit	144248	32.70	31.82	32.36	+.48
Telus Corp	70495	47.77	47.25	47.49	+.19
TheHydropothe	675200	8.62	8.11	8.49	+.39
TheStarsGrou	132850	33.37	31.55	33.22	+1.43
ThomsonReuter	95976	58.92	58.64	58.72	+.06
TourmalineOil	76650	21.23	20.79	21.05	+.15
TransAltaCorp	75191	7.40	7.28	7.33	-.08
TransCdaCorp	233945	54.57	53.74	53.75	-.58
TrevaliMngo	88975	.75	.74	.75	+.02
TricanWell	835945	2.47	2.29	2.43	-.08
UrtheCasto	116309	.23	.20	.21	+.05
VermilionEgy	91228	42.72	41.29	42.09	-.25
VillageFarms	121166	8.05	7.47	7.66	+.29
Wallbridgeo	247306	.19	.17	.19	+.02
WestFraser	77182	80.44	77.37	77.50	-1.21
WesternForst	66385	2.18	2.13	2.17	+.05
WheatonPrecio	105024	22.05	21.65	21.95	+.26
WhitecapReso	122343	8.12	7.88	7.95	-.09
YamanaGld	326144	3.35	3.20	3.30	...

Treasury bonds

U.S. Treasury Bonds and Notes

Rate	Date	Bid	Ask	Chg	Yld
.75	Oct 18 p	99.27	99.28		1.89
1.25	Oct 18 p	99.28	99.29		1.92
1.25	Nov 18 p	99.27	99.28		1.97
3.75	Nov 18 p	100.07	100.08		2.01
1.00	Nov 18 p	99.24	99.25		2.04
1.25	Nov 18 p	99.26	99.27		2.06
1.38	Nov 18 p	99.27	99.28	+0.01	2.05
1.25	Dec 18 p	99.24	99.25		2.11
1.00	Dec 18 p	99.23	99.24		2.16
1.38	Dec 18 p	99.24	99.25		2.15
1.50	Dec 18 p	99.25	99.26		2.16
1.13	Jan 19 p	99.20	99.21		2.18
2.13	Jan 19 f	100.04	100.05	-0.01	1.56
1.13	Jan 19 p	99.18	99.19		2.25
1.25	Jan 19 p	99.19	99.20		2.24
1.50	Jan 19 p	99.22	99.23		2.24
.75	Feb 19 p	99.12	99.13	+0.01	2.27
2.75	Feb 19 p	100.04	100.05		2.30
8.88	Feb 19 k	102.17	102.18		2.39
1.13	Feb 19 p	99.15	99.16		2.28
1.38	Feb 19 p	99.18	99.19		2.29
1.50	Feb 19 p	99.20	99.21		2.28
1.00	Mar 19 p	99.11	99.12		2.30
1.25	Mar 19 p	99.13	99.14	+0.01	2.35
1.50	Mar 19 p	99.17	99.18		2.35
1.63	Mar 19 p	99.19	99.20		2.34
.13	Apr 19 f	99.08	99.09	-0.01	1.38
.88	Apr 19 p	99.04	99.05		2.36
1.25	Apr 19 p	99.09	99.10		2.39
1.63	Apr 19 p	99.16	99.17		2.38
.88	May 19 p	99.00	99.01	+0.01	2.40
3.13	May 19 p	100.13	100.14		2.44
1.13	May 19 p	99.02	99.03		2.44
1.25	May 19 p	99.05	99.06		2.43
1.50	May 19 p	99.10	99.11	-0.01	2.43
1.00	Jun 19 p	98.27	98.28		2.46
1.25	Jun 19 p	99.01	99.02		2.47
1.63	Jun 19 p	99.10	99.11		2.48
.75	Jul 19 p	98.18	98.19	+0.01	2.51
1.88	Jul 19 f	101.05	101.06		.29
.88	Jul 19 p	98.18	98.19		2.52
1.63	Jul 19 p	99.06	99.07		2.53
.75	Aug 19 p	98.12	98.13		2.54
3.63	Aug 19 p	100.28	100.29	-0.01	2.58
8.13	Aug 19 k	104.27	104.28		2.61
1.00	Aug 19 p	98.16	98.17		2.57
1.25	Aug 19 p	98.24	98.25	+0.01	2.57
1.63	Aug 19 p	99.03	99.04		2.57
.88	Sep 19 p	98.10	98.11		2.58
1.00	Sep 19 p	98.11	98.12		2.60
1.38	Sep 19 p	98.23	98.24	-0.01	2.60
1.75	Sep 19 p	99.04	99.05		2.60
1.00	Oct 19 p	98.09	98.10		2.62
1.25	Oct 19 p	98.15	98.16		2.63
1.50	Oct 19 p	98.23	98.24		2.64
1.00	Nov 19 p	98.03	98.04	-0.01	2.65
3.38	Nov 19 p	100.24	100.25	-0.01	2.66

Rate	Date	Bid	Ask	Chg	Yld
1.00	Nov 19 p	98.01	98.02		2.65
1.50	Nov 19 p	98.29	98.30		2.65
1.50	Nov 19 p	98.19	98.20	-0.01	2.66
1.38	Dec 19 p	98.13	98.14		2.67
1.13	Dec 19 p	98.00	98.01		2.69
1.63	Dec 19 p	98.21	98.22	+0.01	2.68
1.88	Dec 19 p	98.30	98.31		2.69
1.38	Jan 20 f	100.20	100.21		.87
1.38	Jan 20 f	98.09	98.10	+0.01	2.69
1.25	Jan 20 p	98.01	98.02		2.71
1.38	Jan 20 p	98.06	98.07	-0.01	2.70
2.00	Jan 20 p	99.01	99.02		2.70
3.63	Feb 20 p	101.06	101.07		2.73
8.50	Feb 20 k	107.28	107.29	-0.01	2.70
1.38	Feb 20 p	98.02	98.03	+0.01	2.74
1.25	Feb 20 p	97.28	97.29		2.73
2.25	Feb 20 p	99.09	99.10		2.73
1.13	Mar 20 p	97.18	97.19		2.75
1.38	Mar 20 p	97.29	97.30		2.75
2.25	Mar 20 p	99.07	99.08		2.75
1.50	Apr 20 p	98.01	98.02		2.76
.13	Apr 20 f	98.18	98.19		1.03
1.13	Apr 20 p	97.13	97.14	+0.01	2.77
1.38	Apr 20 p	97.25	97.26		2.76
2.38	Apr 20 p	99.11	99.12		2.76
1.50	May 20 p	97.29	97.30		2.77
3.50	May 20 p	101.04	101.05		2.78
8.75	May 20 k	109.21	109.22		2.70
1.38	May 20 p	97.21	97.22		2.79
1.50	May 20 p	97.27	97.28		2.78
2.50	May 20 p	99.16	99.17		2.78
1.50	Jun 20 p	97.26	97.27		2.78
1.63	Jun 20 p	97.31	98.00		2.79
1.88	Jun 20 p	98.12	98.13		2.79
2.50	Jun 20 p	99.15	99.16		2.79
1.25	Jul 20 f	101.00	101.01	-0.01	.55
1.50	Jul 20 p	97.22	97.23		2.80
1.63	Jul 20 p	97.27	97.28		2.81
2.00	Jul 20 p	98.17	98.18		2.79
2.63	Jul 20 p	99.21	99.22		2.79
1.50	Aug 20 p	97.18	97.19		2.80
2.63	Aug 20 p	99.20	99.21		2.81
8.75	Aug 20 k	110.28	110.29		2.81
1.38	Aug 20 p	97.09	97.10		2.81
2.13	Aug 20 p	98.22	98.23		2.81
2.63	Aug 20 p	99.21	99.22		2.79
1.38	Sep 20 p	97.07	97.08		2.81
1.38	Sep 20 p	97.05	97.06		2.81
2.00	Sep 20 p	98.11	98.12	-0.01	2.82
1.63	Oct 20 p	97.18	97.19		2.83
1.38	Oct 20 p	97.00	97.01		2.83
1.75	Oct 20 p	97.24	97.25		2.84
1.75	Nov 20 p	97.23	97.24		2.84
2.63	Nov 20 p	99.17	99.18		2.84
1.63	Nov 20 p	97.13	97.14		2.84
2.00	Nov 20 p	98.06	98.07		2.84
1.88	Dec 20 p	97.29	97.30	+0.01	2.84
1.75	Dec 20 p	97.18	97.19		2.84

Rate	Date	Bid	Ask	Chg	Yld
2.38	Dec 20 p	98.30	98.31		2.84
2.00	Jan 21 p	98.02	98.03		2.85
1.13	Jan 21 f	100.15	100.16		.90
1.38	Jan 21 p	96.19	96.20		2.86
2.13	Jan 21 p	98.10	98.11		2.86
2.25	Feb 21 p	98.18	98.19		2.86
3.63	Feb 21 p	101.23	101.24		2.87
7.88	Feb 21 k	111.18	111.19		2.84
1.38	Feb 21 p	95.29	95.30		2.86
2.00	Feb 21 p	97.30	97.31		2.86
2.38	Mar 21 p	98.26	98.27		2.86
1.25	Mar 21 p	96.02	96.03		2.86
2.25	Mar 21 p	98.15	98.16		2.87
.13	Apr 21 f	97.26	97.27		.98
2.38	Apr 21 p	98.24	98.25		2.87
1.38	Apr 21 p	96.08	96.09		2.87
2.25	Apr 21 p	98.13	98.14	-0.01	2.87
2.63	May 21 p	99.10	99.11	-0.01	2.88
3.13	May 21 p	100.20	100.21		2.87
8.13	May 21 k	113.08	113.09	-0.01	2.88
2.00	May 21 p	97.23	97.24		2.87
2.63	Jun 21 p	99.09	99.10	-0.01	2.88
1.13	Jun 21 p	95.10	95.11		2.88
2.13	Jun 21 p	97.31	98.00		2.88
.63	Jul 21 f	99.18	99.19		.77
2.63	Jul 21 p	99.08	99.09	-0.01	2.89
1.13	Jul 21 p	95.05	95.06		2.89
2.25	Jul 21 p	98.07	98.08		2.89
2.13	Aug 21 p	97.27	97.28		2.89
2.75	Aug 21 p	99.18	99.19		2.89
8.13	Aug 21 k	114.15	114.16	-0.01	2.88
1.13	Aug 21 p	95.00	95.01		2.90
2.00	Aug 21 p	97.14	97.15	-0.01	2.89
2.75	Sep 21 p	99.18	99.19	-0.01	2.89
1.13	Sep 21 p	94.28	94.29		2.90
2.13	Sep 21 p	97.24	97.25		2.90
1.25	Oct 21 p	95.03	95.04		2.90
2.00	Oct 21 p	97.10	97.11		2.90
2.00	Nov 21 p	97.08	97.09	-0.01	2.90
8.00	Nov 21 k	115.08	115.09		2.89
1.75	Nov 21 p	96.15	96.16		2.91
1.88	Nov 21 p	96.28	96.29		2.90
2.00	Dec 21 p	97.04	97.05	-0.01	2.91
2.13	Dec 21 p	97.17	97.18		2.91
.13	Jan 22 f	97.12	97.13		.92
1.50	Jan 22 p	95.15	95.16		2.92
1.88	Jan 22 p	96.21	96.22		2.92
2.00	Feb 22 p	97.00	97.01	-0.01	2.92
1.75	Feb 22 p	96.05	96.06	-0.01	2.92
1.88	Feb 22 p	96.18	96.19		2.92
1.75	Mar 22 p	96.02	96.03		2.92
1.88	Mar 22 p	96.15	96.16		2.92
.13	Apr 22 f	97.01	97.02		.96
1.75	Apr 22 3p	95.31	96.00		2.92
1.88	Apr 22 p	96.12	96.13		2.93
1.75	May 22 p	95.29	95.30		2.93
1.88	May 22 p	96.10	96.11		2.93
1.88	May 22 p	95.27	95.28	-0.01	2.93

Rate	Date	Bid	Ask	Chg	Yld
1.75	Jun 22 p	95.24	95.25	-0.01	2.93
2.13	Jun 22 p	97.03	97.04		2.93
.13	Jul 22 f	97.13	97.14		.81
1.88	Jul 22 p	96.03	96.04	-0.01	2.94
2.00	Jul 22 p	96.18	96.19	-0.01	2.94
1.63	Aug 22 p	95.04	95.05		2.94
7.25	Aug 22 k	115.25	115.26	-0.01	2.93
1.63	Aug 22 p	95.03	95.04		2.94
1.88	Aug 22 p	96.01	96.02		2.94
1.75	Sep 22 p	95.15	95.16		2.94
1.88	Sep 22 p	95.30	95.31		2.94
1.75	Oct 22 p	95.26	95.27	-0.01	2.95
2.00	Oct 22 p	96.10	96.11		2.95
1.63	Nov 22 p	94.26	94.27		2.95
7.63	Nov 22 k	118.05	118.06	-0.01	2.94
2.00	Nov 22 p	96.08	96.09		2.95
2.13	Dec 22 p	96.21	96.22		2.95
.13	Jan 23 f	96.21	96.22		.91
1.75	Jan 23 p	95.02	95.03		2.96
2.38	Jan 23 p	97.19	97.20	-0.01	2.95
2.00	Feb 23 p	96.02	96.03		2.95
7.13	Feb 23 k	117.03	117.04	-0.01	2.94
1.50	Feb 23 p	93.30	93.31		2.96
2.63	Feb 23 p	98.20	98.21		2.95
1.50	Mar 23 p	93.27	93.28		2.95
2.50	Mar 23 p	98.02	98.03		2.95
.63	Apr 23 f	98.18	98.19	-0.01	.94
1.63	Apr 23 p	94.08	94.09		2.96
2.75	Apr 23 p	99.03	99.04		2.96
1.75	May 23 p	94.24	94.25		2.96
1.63	May 23 p	94.05	94.06	-0.01	2.96
2.75	May 23 p	99.03	99.04		2.95
1.38	Jun 23 p	92.31	93.00		2.96
2.63	Jun 23 p	98.16	98.17		2.96
.38	Jul 23 f	97.28	97.29		.82
1.25	Jul 23 p	92.08	92.09		2.96
2.75	Jul 23 p	99.00	99.01	-0.01	2.96

FOOTNOTE: Rate-The annual interest rate the Treasury bond provides to investors. **Date**-The month and year the bond will expire. **Bid**-The price investors will pay for the bond. **Ask**-The price at which investors will sell. A bond price is expressed as a percentage of its original purchase cost of $1,000. The whole numbers and the decimals-which represent 32nds of a point-must be converted to dollars and cents; for example, 103.18 equals $1,035.63. **Chg**-The change between the preceding day's final bid price and the final bid price from the day before. **Yld**-The annual percentage return to the investor, based on the bond's current price, if the bond is held until it matures. **K**-Taxes on interest will not be withheld from non-U.S. citizens. **n**-Treasury note. **p**-Treasury note; taxes on interest will not be withheld from non-U.S. citizens.

Mutual Funds

Name	Obj	NAV	4-wk Rtn	YTD Rtn	3-yr Rtn/Rk
AAM					
InsgtSelIncl d	TW	9.80	-.7	-2.0	+3.4/B
AB					
AllMktRlRet1 b	IH	8.84	+.8	-.7	+7.1
AllMktTRA m	MA	14.70	-.4	-1.4	+5.2
AllMktTRAdv	MA	14.81	-.3	-1.2	+5.5
AllMktTRC m	MA	14.55	-.4	-2.0	+4.4
BdInflStrat1 b	IP	10.45	-.5	-.4	+2.5
BdInflStrat2	IP	10.45	-.5	-.3	+2.6
CncntrGrAdv	LG	39.39	+3.1	+14.5	+14.4
CnsrvWlthStratA m	CA	12.07	...	-.6	+3.8
CorOppsA m	LG	22.45	+2.1	+10.8	+15.3/D
DiscvGrA m	MG	13.46	+4.7	+23.9	+18.5/A
DiscvGrAdv	MG	14.38	+4.7	+24.2	+18.8/A
DiscvValA m	SV	23.98	+.3	+5.3	+13.3/C
DiscvValAdv	SV	24.58	+.3	+5.5	+13.6/B
DiscvValC m	SV	21.06	+.2	+4.7	+12.5/C
DiscvValI	SV	23.84	+.3	+5.4	+13.6/B
DiscvValR b	SV	23.24	+.2	+5.0	+12.9/C
DiscvValZ	SV	23.82	+.3	+5.5	+13.7/B
DiversMunicipal	MS	14.05	-.6	-.3	+1.2/A
EmMkts	EM	28.39	-1.0	-12.8	+8.3/D
EqIncA m	LV	30.36	+2.0	+6.5	+12.6/D
EqIncAdv	LV	30.66	+2.0	+6.8	+12.9/C
EqIncC m	LV	29.97	+1.9	+6.0	+11.8/D
GlbBdA m	IB	8.19	-.4	-.9	+2.4/B
GlbBdAdv	IB	8.18	-.5	-.7	+2.7/B
GlbBdC m	IB	8.21	-.6	-1.6	+1.6/D
GlbBdI	IB	8.18	-.4	-.7	+2.7/B
GlbBdR b	IB	8.18	-.6	-1.2	+2.0/C
GlbRkAllcA m	TV	16.23	...	-1.7	+5.6
GlbRlEstInvmA m	GR	14.70	-.2	+2.5	+7.6/B
GlbRlEstInvmIII	GR	11.19	-.1	+3.1	+8.4/A
GrA m	LG	87.05	+2.1	+17.8	+18.6
HiIncA m	HY	8.32	+.2	-1.3	+5.7/B
HiIncAdv	HY	8.33	+.2	-1.1	+6.0/B
HiIncC m	HY	8.42	+.1	-1.9	+4.9/D
HiIncI	HY	8.33	+.2	-1.2	+6.0/B
HiIncK b	HY	8.32	+.2	-1.3	+5.7/C
HiIncR b	HY	8.32	+.1	-1.6	+5.4/C
HiIncZ	HY	8.33	+.2	-1.0	+6.1/B
IntermBdA m	CI	10.75	-.7	-1.4	+1.8
IntermBdAdv	CI	10.76	-.7	-1.3	+2.0
IntermCAMuniA m	SS	13.99	-.6	-.1	+1.1/B
IntermNYMuniA m	SS	13.68	-.6	-.5	+1.1/B
Intl	FB	18.03	+1.7	-3.1	+7.5
IntlValA m	FV	14.14	+2.8	-4.8	+6.6/C

How to Read the Mutual Fund Tables

Here are the 4,300 biggest mutual funds listed on Nasdaq. Tables show the fund name, sell price or net asset value (NAV), daily net change and weekly net change. Underlining highlights the funds ranked in the top 20% in each of the last 5 years:

Name: Name of mutual fund and family.
Obj: The fund's objective group. Abbreviations listed below.
NAV: Net asset value.
Chg: Net change in price of NAV from previous day.
Rtn: The fund's total return, or percent change in NAV for the time period shown, with dividends reinvested. If period longer than 1 year, return is annualized.
Rank: Fund's letter grade compared with others in the same objective group; an A indicates fund performed in the top 20 percent; an E, in the bottom 20 percent.

Footnotes: e - Ex capital gains distribution. **f -** Previous day's quotation. **n -** No front end load or contingent deferred sales load may apply. **p -** Fund assets are used to pay fo r distribution costs- 12(b)(1) plan. **r -** Redemption fee or contingent deferred sales load may apply. **s -** Stock dividend or split. **t -** Both p and r. **x -** Ex cash dividen d. **NA -** not available.

Fund Objectives: AL: Allocation - 70-85% Equity, **AM:** Multialternative, **BL:** Bank Loan, **BM:** Bear Market, **CA**: Allocation - 30-50% Equity, **CC:** Consumer Defense, **CD:** Consumer Cyclical, **CH:** China Region, **CI:** Intermediate-Term Bond, **CL:** Long-Term Bond, **CR:** Multicurrency, **CS:** Short-Term Bond, **CV:** Convertibles, **DP:** Diversified Pacific/Asia, **EB:** Emerging-Markets Bond, **EE:** Equity Energy, **EI:** India Equity, **EM:** Diversified Emerging Markets, **ES:** Europe Stock, **FA:** Foreign Small/Mid-Value, **FB:** Foreign Large-Blend, **FF:** Managed Futures, **FG:** Foreign Large-Growth, **FQ:** Foreign Small/Mid-Blend, **FR:** Foreign Small/Mid-Growth, **FV:** Foreign Large-Value, **FX:** Single Currency, **GI:** Intermediate Government, **GL:** Long Government, **GR:** Global Real Estate, **GS:** Short Government, **HM:** High-Yield Muni, **HY:** High-Yield Bond, **IB:** World Bond, **IC:** Trading-Inverse Commodities, **ID:** Industrials, **IE:** Trading-Inverse Equity, **IH:** World Allocation, **IP:** Inflation-Protected Bond, **IS:** Trading-Miscellaneous, **JS:** Japan Stock, **LB:** Large Blend, **LC:** Trading-Leveraged Commodities, **LE:** Trading-Leveraged Equity, **LG:** Large Growth, **LO:** Long-Short Equity, **LP:** Energy Limited Partnership, **LS:** Latin America Stock, **LV:** Large Value, **MA:** Allocation - 50-70% Equity, **MB:** Mid-Cap Blend, **MG:** Mid-Cap Growth, **MI:** Muni National Intermediate, **ML:** Muni National Long, **MQ:** Miscellaneous Region, **MR:** Miscellaneous Sector, **MS:** Muni National Short, **MU:** Multisector Bond, **MV:** Mid-Cap Value, **MY:** Muni New York Long, **ND:** Trading-Inverse Debt, **NE:** Market Neutral, **NT:** Nontraditional Bond, **PJ:** Pacific/Asia ex-Japan Stock, **RI:** Target-Date Retirement, **RR:** Preferred Stock, **SB:** Small Blend, **SC:** Communications, **SF:** Financial, **SG:** Small Growth, **SH**: Health, **SI:** Muni Single State Intermediate, **SL:** Muni Single State Long, **SN:** Natural Resources, **SP:** Equity Precious Metals, **SR:** Real Estate, **SS:** Muni Single State Short, **ST:** Technology, **SU:** Utilities, **SV:** Small Value, **TA:** Target-Date 2000-2010, **TD:** Target-Date 2015, **TE:** Target-Date 2020, **TG:** Target-Date 2025, **TH:** Target-Date 2030, **TI:** Target-Date 2035, **TJ:** Target-Date 2040, **TK:** Target-Date 2045, **TL:** Target-Date 2055, **TN:** Target-Date 2050, **TW:** Corporate Bond, **TV:** Tactical Allocation, **UB:** Ultrashort Bond, **VD:** Trading-Leveraged Debt, **VL:** Stable Value, **VO:** Volatility, **WS:** World Stock, **XM:** Allocation - 85+% Equity, **XO:** Infrastructure, **XQ:** Target-Date 2060+, **XR:** Option Writing, **XS:** Long-Short Credit, **XP:** Emerging-Markets Local-Currency Bond, **XY:** Allocation - 15-30% Equity. Data based on NAVs reported to Morningstar by 6 p.m. Eastern.

Name	Obj	NAV	4-wk Rtn	YTD Rtn	3-yr Rtn/Rk
IntlValAdv	FV	14.48	+2.8	-4.7	+6.8/C
IntrmDvrsMnA m	MS	14.06	-.6	-.5	+.9/B
IntrmDvrsMnC m	MS	14.05	-.7	-1.1	+.2/E
LgCpGrA m	LG	55.24	+2.6	+15.6	+17.9/B
LgCpGrAdv	LG	60.11	+2.7	+15.8	+18.2/B
LgCpGrC m	LG	41.60	+2.6	+15.0	+17.0/C
LgCpGrI	LG	59.80	+2.7	+15.8	+18.2/B
LgCpGrK b	LG	56.19	+2.6	+15.5	+17.8/B
LtdDurHiIncAdv	HY	10.22	+.4	+1.9	+4.3
MuniBdInfStr1 b	MS	10.11	-.5	+.6	+2.4/A
MuniBdInfStr2	MS	10.12	-.4	+.6	+2.5/A
MuniBdInfStrA m	MS	10.16	-.4	+.5	+2.3/A
MuniBdInfStrAdv	MS	10.16	-.5	+.7	+2.5/A
MuniIncCAA m	MF	10.93	-.7	-.4	+2.2/B
MuniIncCAAdv	MF	10.93	-.7	-.2	+2.5/A
MuniIncIIArznA m	SI	10.87	-.7	-.3	+2.6/A
MuniIncIIMAA m	MT	10.94	-.8	-1.0	+1.8/B
MuniIncIIMINA m	SM	9.98	-.7	-1.1	+1.8/C
MuniIncIINJA m	MJ	9.53	-.7	-.6	+2.9/C
MuniIncIIOhioA m	MO	9.74	-.7	-.6	+2.4/A
MuniIncIIPEA m	MP	10.23	-.7	-.7	+2.4/B
MuniIncIIVIA m	SI	10.86	-.7	-.7	+2.2/A
MuniIncNYA m	MN	9.70	-.7	-.9	+2.2/A
MuniIncNYAdv	MN	9.70	-.6	-.8	+2.5/A
MuniIncNYC m	MN	9.69	-.7	-1.5	+1.5/C
MuniIncNtnA m	MI	10.03	-.7	-.8	+2.5/A
MuniIncNtnAdv	MI	10.03	-.6	-.6	+2.8/A
MuniIncNtnC m	MI	10.02	-.7	-1.3	+1.8/C
ReltvValA m	LV	6.30	+1.9	+8.1	+14.3/B
ReltvValAdv	LV	6.36	+2.1	+8.2	+14.6/B
ReltvValC m	LV	6.26	+1.8	+7.4	+13.4/C
SelUSEqAdv	LB	18.48	+2.7	+10.3	+15.4/B
SelUSLSA m	LO	13.53	+1.8	+7.3	+8.8/A
SelUSLSAdv	LO	13.75	+1.9	+7.5	+9.1/A
SelUSLSC m	LO	12.93	+1.8	+6.8	+8.0/B
ShortDurPlus	CS	11.53	-.2	+.2	+.5/D
SmCpGrA m	SG	65.43	+4.5	+26.9	+20.7/A
SmCpGrI	SG	70.91	+4.5	+27.1	+21.1/A
SstnlGlbThtcA m	WS	121.34	+1.0	+2.7	+14.1
SstnlGlbThtcAdv	WS	128.58	+1.0	+2.9	+14.4
SustIntlThtcA m	FG	18.44	+.3	-5.5	+6.6/E
SustIntlThtcAdv	FG	18.83	+.4	-5.3	+6.9/E
TxMgAlMktIncA m	CA	12.63	-.3	+.1	+4.7
TxMgWtAprStrAdv	WS	16.93	+1.5	+3.8	+11.1

Continued on **next page**

Top 20 Mutual Funds

By Year-to-Date Percent Return

Name	Obj	Pct Load	NAV	YTD Rtn	Phone Number
Virtus InvtvGrStkIns	LG	NL	29.71	+43.5	888-784-3863
ProFunds IntUltraSectInv	LE	NL	98.85	+43.2	888-776-3637
Lord Abbett DevelopingGrI	SG	NL	36.74	+36.8	888-522-2388
Berkshire Foc d	ST	NL	29.36	+36.7	877-526-0707
Lord Abbett DevelopingGrF b	SG	NL	33.23	+36.7	888-522-2388
Lord Abbett DevelopingGrA m	SG	5.75	32.06	+36.6	888-522-2388
Jacob SmCpGrInstI d	SG	NL	28.83	+36.5	888-522-6239
Lord Abbett DevelopingGrP b	SG	NL	31.07	+36.5	888-522-2388
Lord Abbett DevelopingGrR3 b	SG	NL	31.15	+36.3	888-522-2388
Lord Abbett DevelopingGrC m	SG	1.00	23.86	+35.7	888-522-2388
Wasatch UlGr d	SG	NL	27.75	+35.3	800-551-1700
Morgan Stanley InsMidCpGrI	MG	NL	22.69	+34.8	800-548-7786
Rydex NASDAQ1002xStrH b	LE	NL	166.16	+34.6	800-820-0888
Morgan Stanley InsMidCpGrA m	MG	5.25	19.20	+34.5	800-548-7786
ProFunds UltNASDAQ100Inv	LE	NL	81.89	+34.3	888-776-3637
Rydex NASDAQ1002xStrC m	LE	1.00	133.14	+33.8	800-820-0888
Fidelity Select MedTech&Devcs	SH	NL	55.77	+32.7	800-544-8544
Brown Cap Mgmt SmCoInv b	SG	NL	118.46	+32.2	877-892-4226
ClearBridge SmCpGrIS	SG	NL	46.62	+32.2	877-721-1926
Ivy MicroCpGrA m	SG	5.75	33.41	+32.2	800-777-6472

By Total Net Assets

Name	Obj	Total Assets	Percent Return/Rank 4-Wk	YTD	5-Yr	Pct Load
Vanguard 500IdxAdmrl	LB	262,997	+2.7	+11.1	+13.7/A	NL
Vanguard TtlSMIdxAdmrl	LB	213,705	+2.5	+11.3	+13.3/A	NL
Vanguard TtlSMIdxInv	LB	136,418	+2.5	+11.2	+13.2/A	NL
Vanguard TtlnSIdxInv	FB	131,911	+2.0	-2.6	+4.3/B	NL
Vanguard TtlSMIdxIns	LB	128,351	+2.5	+11.3	+13.3/A	NL
Vanguard InsIdxIns	LB	127,216	+2.7	+11.1	+13.7/A	NL
Vanguard InsIdxInsPlus	LB	109,572	+2.7	+11.1	+13.7/A	NL
Fidelity Contrafund	LG	101,596	+3.2	+16.8	+15.3/B	NL
Vanguard TtlnSIdxInsPlus	FB	98,464	+2.1	-2.5	+4.5/B	NL
American Funds GrfAmrcA m	LG	93,649	+3.0	+14.0	+14.3/C	5.75
Vanguard WlngtnAdmrl	MA	88,458	+1.6	+4.4	+9.1/A	NL
Vanguard TtBMIdxAdmrl	CI	85,265	-.9	-1.8	+2.2/C	NL
Fidelity 500IndexPrm	LB	82,791	+2.7	+11.1	+13.7/A	NL
American Funds IncAmrcA m	AL	74,915	+.8	+1.9	+7.5/D	5.75
Dodge & Cox Stk	LV	74,758	+2.4	+8.9	+12.8/A	NL
Vanguard TtlnSIdxAdmrl	FB	70,244	+2.1	-2.6	+4.4/B	NL
American Funds CptlIncBldrA m	IH	66,992	+.4	-1.3	+5.3/B	5.75
American Funds AmrcnBalA m	MA	66,613	+1.3	+4.6	+9.1/A	5.75
American Funds InvCAmrcA m	LB	63,919	+2.1	+6.8	+12.0/C	5.75
Vanguard PrmCpAdmrl	LG	62,133	+2.6	+14.6	+16.9/A	NL

By 4-Week Percent Return

Name	Obj	Pct Load	NAV	4-Wk Rtn	Phone Number
Virtus InvtvGrStkIns	LG	NL	29.71	+16.1	888-784-3863
ProFunds UltJapanInv	LE	NL	27.62	+15.2	888-776-3637
Jacob SmCpGrInstI d	SG	NL	28.83	+7.8	888-522-6239
GMO IntlLgMdCpEqIII	FV	NL	22.86	+7.5	617-346-7646
Berkshire Foc d	ST	NL	29.36	+7.3	877-526-0707
Hennessy JapanInstI	JS	NL	38.89	+7.2	800-966-4354
Hennessy JapanInv b	JS	NL	37.73	+7.1	800-966-4354
ProFunds UltDow30Inv	LE	NL	144.77	+7.1	888-776-3637
Federated KaufmannSmCpA m	SG	5.50	41.38	+7.0	800-341-7400
Federated KaufmannSmCpR b	SG	NL	41.57	+7.0	800-341-7400
Federated KaufmannSmCpB m	SG	5.50	35.68	+6.9	800-341-7400
Federated KaufmannSmCpC m	SG	1.00	35.70	+6.9	800-341-7400
Meridian EqIncLegacy d	LG	NL	19.07	+6.5	800-446-6662
CGM Foc	LB	NL	48.54	+6.4	800-345-4048
Delaware Inv SmidCpGrA m	SG	5.75	28.73	+6.2	800-523-1918
Fidelity Select MedTech&Devcs	SH	NL	55.77	+6.2	800-544-8544
Alger SmCpGrA m	SG	5.25	10.96	+6.1	800-992-3863
Alger SmCpGrI2	SG	NL	31.31	+6.1	NA
Delaware Inv SmidCpGrC m	SG	1.00	14.48	+6.1	800-523-1918
Morgan Stanley InsMidCpGrI	MG	NL	22.69	+6.1	800-548-7786

Continued from **previous page**

Mutual Funds

Name	Obj	NAV	4-wk Rtn	YTD Rtn	3-yr Rtn/Rk
TxMgdIntl	FB	18.03	+1.8	-3.1	+7.5
ValA m	LV	16.26	+1.2	+.7	+8.4/E
ValAdv	LV	16.30	+1.3	+.9	+8.7/E
WlthApprStrA m	WS	17.07	+1.5	+3.7	+10.4
WlthApprStrAdv	WS	17.05	+1.5	+3.9	+10.7
AC Alternatives					
MktNetrlValInv	NE	10.26	-.4	-2.0	+1.2/C
AIG					
ActvAllcA f	MA	18.14	+.6	+3.1	+8.5/C
FlexCrdtA m	HY	3.39	+.4	+2.4	+4.6/E
FocedDivStrB m	LV	18.55	-.4	+.8	+12.0/D
FocedDivStrC m	LV	18.54	-.4	+.8	+12.0/D
IntlDivStrA m	FV	8.65	+.6	-8.3	+3.8/E
MltAstAllcA f	MA	18.83	+.5	+2.6	+8.5/C
SrFltngRtA m	BL	8.12	+.6	+3.3	+4.8/B
SrFltngRtC m	BL	8.12	+.7	+3.1	+4.5/B
StrBdA m	MU	3.30	...	-2.4	+3.0/D
StrValA m	LV	32.50	+1.5	+3.0	+11.7/D
USGvtSecA m	GI	8.83	-.9	-1.5	-.9/E
ALPS					
RdRcksLtdPrEI d	SW	7.66	+4.9	+5.4	+11.9/C
RdRcksLtdPrEInv m	SW	7.53	+4.9	+5.3	+11.6/C
WMCRsrchValInv b	LB	9.43	+1.8	+4.8	+10.8/E
AMG					
CHEqPtnrsBalN b	MA	18.28	+1.1	+7.8	+9.7/B
FQGlbRkBalZ	TV	15.75	+.2	-1.6	+8.4/A
FQLSEql	LO	16.42	+1.2	+15.3	+14.2/A
FQTxMgdUSEql	LB	34.80	+1.9	+15.2	+14.2/D
GWKCorBdI	CI	9.76	-1.0	-2.3	+1.3/C
GWKMnBdI	MI	11.35	-.9	-1.5	+1.7/C
GWKMnEnhYiI	HM	9.71	-1.2	-1.0	+4.3/C
GWKSmCpCorI	SG	30.91	+.8	+8.8	+15.6/C
MgrsAmIntrGvS	GI	10.28	-.9	-2.0	+.2/B
MgrsAmShrtDrGvS	UB	9.44	+.2	+.8	+.7/E
MgrsBrAdvsMCGrN	MG	13.29	+4.6	+12.6	+11.0/E
MgrsBrBlueS	LG	55.85	+4.8	+16.7	+16.8/C
MgrsBrwineS	MG	55.41	+4.4	+18.8	+15.2/B
MgrsCaEmergCoI	SG	68.45	+1.3	+17.2	+19.9/A
MgrsCaMidCpN b	MG	32.64	+.8	+7.9	+12.5/D
MgrsCeRlEsttS	SR	10.61	-1.5	+2.9	+7.8/B
MgrsDblCrPlsBdI	CI	10.32	-.4	-1.0	+2.3
MgrsDblCrPlsBdN b	CI	10.32	-.5	-1.2	+2.0
MgrsEmergOppsS	SG	56.12	+3.3	+22.2	+18.0/B
MgrsFrpntMdCpI	MV	43.62	+1.9	-.4	+11.8/C
MgrsFrpntMdCpN b	MV	42.45	+1.9	-.6	+11.5/C
MgrsLmsSylsBdS	CI	26.16	-.4	-1.0	+3.2/A
MgrsMntCldGrI	LG	22.29	+4.1	+13.1	+12.5/E
MgrsMntCldGrN b	LG	22.18	+4.1	+12.9	+12.3/E
MgrsSkylnSpcEqS d	SB	46.03	+.2	+4.7	+10.2/E
MgrsSpecialEqS	SG	147.45	+3.5	+23.4	+17.1/B
RRDivAllCpVII	LV	13.20	+1.4	+6.0	+12.8/C
RRDivAllCpVIN b	LV	13.21	+1.4	+5.8	+12.5/D
RRSelValI	SB	8.46	+3.9	+13.3	+18.4/A
RRSmCpValI	SB	14.73	+3.0	+11.5	+16.8/A
SthrnSnSmCpN m	SB	25.82	+.7	-.9	+9.5/E
SystMidCpValI	MV	16.37	+.5	+4.5	+13.5/B
TmsSqMidCpGrI	MG	21.28	+1.8	+12.8	+13.7/C
TmsSqMidCpGrS	MG	20.72	+1.7	+12.6	+13.4/C
TmsSqSmCpGrI	SG	21.15	+3.6	+22.0	+16.1/C
TmsSqSmCpGrS	SG	20.62	+3.6	+22.0	+15.9/C
TrilogyEMktsEqZ d	EM	9.40	+1.0	-8.6	+12.8/A
YackFocI d	LB	22.61	+1.8	+7.2	+15.4/B
YackFocN d	LB	22.63	+1.8	+7.1	+15.2/C
YacktmanI d	LV	24.50	+1.7	+7.2	+14.0/B
AQR					
DiversArbtrgI	NE	9.49	+.5	+3.9	+4.7
DiversArbtrgN b	NE	9.47	+.5	+3.8	+4.4
IntlEqI	FB	10.49	+2.4	-4.9	+7.9
IntlMomStyleI	FG	15.82	+2.6	-.2	+7.3
LgCpMomStyleI	LG	24.85	+2.8	+14.5	+15.1
LgCpMomStyleN b	LG	24.83	+2.8	+14.3	+14.8
MgdFtsStratI	FF	8.92	+.6	-2.7	-4.6
MgdFtsStratN b	FF	8.78	+.6	-2.9	-4.9
MltStratAltI	AM	7.99	-2.3	-11.4	-1.2
MltStratAltN b	AM	7.93	-2.2	-11.4	-1.4
RkBalCmdtsStrI	BB	6.03	-.3	-13.3	+2.3
RkParityI	TV	9.59	+.1	-2.7	+6.4
RkParityIIMVI	TV	9.21	-.2	-1.0	+5.6
SmCpMomStyleI	SG	27.26	+1.4	+15.1	+13.6
Aberdeen					
GlbHiIncA b	HY	8.92	+.8	+.4	+4.1
GlbHiIncI	HY	8.34	+.8	+.5	+4.2
IntlSmCpA m	FR	31.54	+2.3	-.8	+11.7
SelIntlEqA b	FB	26.02	-.2	-5.9	+8.3
TotalRetBdI	CI	12.47	-.8	-2.7	+1.6
Absolute Strategies					
InstI	AM	8.02	-.9	-3.0	-3.8/E
Acadian					
EmMktsInv d	EM	19.68	+1.7	-12.1	+9.2/C
Access					
CptCmntyInvmIns	GI	8.61	-.9	-1.9	+.4/B
AdvisorOne					
CLSGlbDiversEqN	WS	18.96	+2.5	+2.0	+11.2/C
Advisory Research					
MLPEngyIncA m	LP	8.53	-2.9	+2.6	.../C
MLPEngyIncC m	LP	8.56	-2.8	+2.2	-.8/D
MLPEngyIncI d	LP	8.38	-2.9	+2.8	+.2/C
MLPEngyInfrasI d	LP	8.15	-2.7	+2.6	-.9/D
Aegis					
ValI	SV	19.86	+1.1	+1.0	+18.2/A
Akre					
FocInstI d	LG	38.75	+3.3	+17.3	+19.7/A
FocRetail m	LG	37.94	+3.2	+17.1	+19.4/A
Al Frank					
Inv m	LV	26.82	+2.3	+8.2	+14.3/B
Alger					
CptlApprecA m	LG	28.96	+3.6	+17.4	+17.0/C
CptlApprecC m	LG	22.88	+3.5	+16.8	+16.1/C
CptlApprecI2	LG	97.33	+3.6	+17.8	+17.1/C
CptlApprecInsI	LG	38.11	+3.6	+17.6	+17.1/C
GrIncA m	LB	43.57	+2.3	+8.5	+14.7/C
IntlFocA m	FG	16.24	+1.1	-4.8	+4.9/E
LgCpGrI2	LG	77.26	+4.9	+25.4	+16.9/C
MidCpGrA m	MG	16.10	+4.2	+17.7	+14.4/C
MidCpGrI2	MG	29.42	+4.3	+17.7	+14.5/C
MidCpGrInstII	MG	34.40	+4.1	+17.3	+14.6/C
SmCpGrA m	SG	10.96	+6.1	+30.0	+18.6/A
SmCpGrI2	SG	31.31	+6.1	+29.6	+18.9/A
SmCpGrInstII	SG	25.87	+5.7	+27.7	+18.5/A
SpectraA m	LG	24.26	+3.6	+17.9	+17.0/C
AllianzGI					
FocedGrA m	LG	61.33	+3.4	+16.0	+17.4/B
FocedGrC m	LG	42.45	+3.4	+15.4	+16.5/C
GlbSmCpA m	SW	52.79	+2.0	+5.4	+10.2/D
HlthSciA m	SH	36.58	+3.4	+15.2	+6.2/C
NFJDivValA x	LV	15.76	+2.2	+5.6	+12.7/C
NFJDivValC x	LV	15.93	+2.0	+5.0	+11.9/D
NFJDivValInstI x	LV	15.88	+2.2	+5.9	+13.1/C
NFJIntlValA x	FV	18.96	+3.2	-2.8	+2.5/E
NFJLgCapValA x	LV	28.24	+2.4	+6.2	+14.6/B
NFJMidCapValA m	MV	31.90	+1.5	+1.9	+15.0/A
NFJMidCapValC m	MV	26.09	+1.5	+1.3	+14.1/A
NFJMidCapValIns	MV	34.14	+1.5	+2.1	+15.4/A
NFJSmCpValA m	SV	22.48	-.2	+3.7	+11.3/D
NFJSmCpValAdmin b	SV	22.42	-.2	+3.8	+11.5/D
NFJSmCpValC m	SV	19.95	-.3	+3.2	+10.5/E
NFJSmCpValInstI	SV	25.22	-.2	+4.0	+11.8/D
TechA m	ST	78.25	+4.2	+27.8	+27.7/A
TechC m	ST	60.35	+4.1	+27.1	+26.7/B
TechInstI	ST	87.94	+4.2	+28.1	+28.1/A
Alpine					
DynDivInstI	WS	4.15	+1.5	+2.5	+10.8
IntlRlEsttEqIns	GR	22.22	-.7	-8.2	+4.9
RltyIncGrIns	SR	22.33	-2.3	-.4	+7.8
UltShrtMnIncIns	MS	10.04	+.1	+1.1	+.9
Amana					
MutGrInv b	LG	40.66	+4.1	+16.3	+18.6/A
MutIncInv b	LB	53.92	+3.1	+6.0	+13.7/D
American Beacon					
BrdGwyLgCpVIIns	LV	29.94	+1.2	+4.8	+13.5/C
BrdgwyLgCpGrIns	LG	34.26	+2.6	+14.7	+15.5/D
IntlEqInstI	FV	20.48	+2.7	-1.9	+6.9/C
IntlEqInv	FV	20.28	+2.7	-2.1	+6.6/C
LgCpValAdv b	LV	28.42	+2.7	+6.3	+13.2/C
LgCpValInstI	LV	31.09	+2.8	+6.7	+13.8/B
LgCpValInv	LV	28.82	+2.7	+6.4	+13.4/C
MidCpValInv	MV	17.63	+1.3	+.3	+11.4/C
SmCpValAdv b	SV	28.21	+.8	+8.2	+13.6/B
SmCpValInstI	SV	29.76	+.8	+8.6	+14.2/B
SmCpValInv	SV	28.60	+.8	+8.3	+13.8/B
StphnsSmCpGrInv	SG	23.42	+4.0	+31.8	+18.5/A
American Century					
AdpteEqInv	LB	13.07	+1.8	+11.1	+15.4/B
AdpteSmCpInv	MB	21.81	+.4	+4.9	+11.3/C
AllCpGrInv	LG	38.20	+3.1	+15.7	+15.6/D
BalI	MA	19.62	+.5	+5.3	+9.3/B
BalInv	MA	19.61	+.5	+5.2	+9.1/B
CAHYMuniA m	MC	10.44	-.6	+.1	+3.8/A
CAHYMuniI	MC	10.44	-.5	+.5	+4.2/A
CAHYMuniInv	MC	10.44	-.6	+.2	+4.0/A
CAInTFBdBdI	MF	11.62	-.5	-.4	+2.0/B
CAInTFBdBdInv	MF	11.61	-.6	-.6	+1.8/C
CorEqPlusInv	LB	16.50	+1.2	+7.7	+13.0/D
CorPlusInv	CI	10.36	-.6	-1.8	+1.8/B
CptlValInv	LV	9.29	+2.2	+6.1	+12.5/D
DiscpGrInv	LG	25.69	+1.5	+12.7	+16.0/C
DiversBdA m	CI	10.33	-.7	-2.5	+.7/E
DiversBdI	CI	10.33	-.7	-2.1	+1.2/C
DiversBdInv	CI	10.32	-.8	-2.3	+1.0/D
EmMktsA m	EM	10.31	-.7	-12.8	+10.5/B
EmMktsI	EM	10.97	-.7	-12.6	+11.0/B
EmMktsInv	EM	10.69	-.7	-12.7	+10.7/B
EqGrA m	LB	35.49	+1.4	+10.2	+14.6/C
EqGrI	LB	35.56	+1.5	+10.5	+15.1/C
EqGrInv	LB	35.53	+1.5	+10.4	+14.8/C
EqIncA m	LV	9.20	+1.2	+4.5	+14.4/B
EqIncC m	LV	9.20	+1.1	+3.9	+13.5/C
EqIncI	LV	9.21	+1.2	+4.8	+14.9/A
EqIncInv	LV	9.20	+1.1	+4.7	+14.6/B
EqIncR b	LV	9.17	+1.1	+4.3	+14.1/B
EqIncR6	LV	9.22	+1.2	+4.9	+15.1/A
GlbGoldInv	SP	7.25	+.4	-17.1	+10.6/A
GlbGrInv	WS	13.23	+1.8	+8.6	+11.7/C
GlbRlEsttInv	GR	11.93	...	+.4	+6.3/C
GovtBdA m	GI	10.57	-1.0	-1.8	.../C
GovtBdInv	GI	10.58	-.9	-1.6	+.3/B
GovtBdR5	GI	10.57	-1.0	-1.5	+.5/A
GrA m	LG	36.95	+3.1	+16.0	+17.6/B
GrI	LG	38.87	+3.1	+16.4	+18.1/B
GrInv	LG	38.17	+3.1	+16.3	+17.9/B
GrR b	LG	36.09	+3.1	+15.9	+17.3/B
GrR6	LG	38.87	+3.2	+16.6	+18.3/A
HYInv	HY	5.60	+.7	+1.8	+5.3/C
HYMunil	HM	9.58	-.6	+1.5	+4.8/B
HYMuniInv	HM	9.58	-.6	+1.4	+4.6/B
HeritageA m	MG	23.29	+3.0	+11.9	+11.2/E
HeritageC m	MG	18.70	+2.9	+11.4	+10.4/E
HeritageI	MG	26.81	+3.0	+12.3	+11.7/E
HeritageInv	MG	25.21	+3.0	+12.1	+11.5/E
IncandGrA m	LV	42.22	+1.8	+8.8	+15.4/A
IncandGrI	LV	42.33	+1.8	+9.2	+15.9/A
IncandGrInv	LV	42.28	+1.8	+9.0	+15.7/A
InflAdjBdA m	IP	11.26	-1.0	-1.6	+1.4/C
InflAdjBdInv	IP	11.29	-1.0	-1.5	+1.6/B
InflAdjBdR5	IP	11.28	-1.0	-1.3	+1.8/B
IntTrmTxFrBdI	MI	11.09	-.6	-.2	+2.1/B
IntTrmTxFrBdInv	MI	11.08	-.7	-.5	+1.8/C
IntlBdInv	IB	12.83	+1.0	-2.7	+1.7/C
IntlDiscvInv	FR	16.46	+1.2	-3.2	+9.9/D
IntlGrA m	FG	13.50	+1.7	+1.3	+8.0/D
IntlGrI	FG	13.33	+1.8	+1.7	+8.5/C
IntlGrInv	FG	13.41	+1.7	+1.6	+8.3/C
IntlOppsInv	FR	10.96	+.4	-1.7	+11.2/B
InvFcddynGrInv	LG	27.84	+3.1	+25.9	+21.9/A
InvGinnieMaeInv	GI	10.10	-.8	-1.3	+.2/B
InvGinnieMaeR5	GI	10.10	-.8	-1.2	+.4/B
InvOC2020A m	TE	12.83	+.5	+2.6	+6.5/D
InvOC2020I	TE	12.88	+.6	+3.0	+7.0/C
InvOC2020Inv	TE	12.86	+.5	+2.7	+6.7/D
InvOC2020R b	TE	12.81	+.5	+2.3	+6.2/D
InvOC2025A m	TG	15.25	+.6	+2.6	+7.0/E
InvOC2025I	TG	15.30	+.7	+3.0	+7.5/D
InvOC2025Inv	TG	15.28	+.7	+2.9	+7.3/D
InvOC2025R b	TG	15.22	+.6	+2.5	+6.8/E
InvOC2030A m	TH	13.36	+.8	+3.0	+7.7/E
InvOC2030I	TH	13.41	+.8	+3.3	+8.2/E
InvOC2030Inv	TH	13.40	+.8	+3.2	+7.9/E
InvOC2030R b	TH	13.34	+.7	+2.8	+7.4/E
InvOC2035A m	TI	16.77	+.8	+3.5	+8.3/E
InvOC2035I	TI	16.83	+.9	+3.8	+8.8/E
InvOC2035Inv	TI	16.80	+.9	+3.6	+8.6/E
InvOC2035R b	TI	16.75	+.8	+3.3	+8.0/E
InvOC2040A m	TJ	14.22	+1.0	+3.9	+9.1/E
InvOC2040I	TJ	14.26	+1.0	+4.2	+9.6/E
InvOC2040Inv	TJ	14.25	+1.0	+4.2	+9.4/E
InvOC2040R b	TJ	14.19	+.9	+3.7	+8.8/E
InvOC2045A m	TK	17.92	+1.1	+4.3	+9.9/E
InvOC2045I	TK	17.99	+1.1	+4.7	+10.3/E
InvOC2045Inv	TK	17.95	+1.1	+4.5	+10.1/E
InvOC2045R b	TK	17.90	+1.1	+4.1	+9.6/E
InvOC2050A m	TN	14.65	+1.2	+4.6	+10.3/E
InvOC2050I	TN	14.71	+1.2	+4.8	+10.8/D
InvOC2050Inv	TN	14.68	+1.2	+4.7	+10.6/E
InvOC2050R b	TN	14.64	+1.2	+4.4	+10.1/E
InvOC2055A m	TL	15.69	+1.2	+4.5	+10.6/E
InvOC2055Inv	TL	15.73	+1.2	+4.7	+10.9/E
InvOC:AgrInv	AL	17.64	+1.3	+4.3	+10.4/C
InvOC:CnsrvInv	CA	13.99	+.6	+2.3	+6.5/B
InvOCInRetA m	RI	13.58	+.5	+2.5	+6.2/A
InvOCInRetI	RI	13.59	+.5	+2.9	+6.6/A
InvOCInRetInv	RI	13.58	+.5	+2.7	+6.4/A
InvOCInRetR b	RI	13.56	+.5	+2.4	+5.9/A
InvOCModInv	MA	16.25	+.9	+3.3	+8.6/C
InvOCVryAgrInv	XM	19.33	+1.6	+5.7	+12.4/B
InvOCVryCsrvInv	XY	12.12	+.2	+1.3	+4.5/B
LgCoValInv	LV	10.67	+1.7	+5.9	+12.1/D
MidCpValA m	MV	18.20	+.8	+4.6	+13.6/B
MidCpValC m	MV	18.02	+.7	+4.1	+12.8/B
MidCpValI	MV	18.24	+.8	+4.9	+14.2/A
MidCpValInv	MV	18.23	+.8	+4.8	+13.9/B
MidCpValR b	MV	18.15	+.7	+4.4	+13.4/B
MidCpValR6	MV	18.24	+.8	+5.1	+14.3/A
NTCoreEqPlusG	LB	17.90	+1.3	+8.8	+13.6/D
NTDiversBdG	CI	10.31	-.8	-1.9	+1.3/C
NTEmMktsG	EM	11.72	-.7	-12.1	+11.5/A
NTEqGrG	LB	14.93	+1.5	+10.8	+15.1/C
NTGrG	LG	20.28	+3.2	+17.2	+18.5/A
NTHeritageG	MG	15.78	+3.1	+13.0	+12.0/D
NTIntlGrG	FG	12.52	+1.8	+2.9	+8.9/C
NTLgCoValG	LV	12.10	+1.9	+6.6	+12.4/D
NTMidCpValG	MV	14.11	+.9	+5.5	+14.5/A
NTSmCoG	SB	10.51	-.3	+9.9	+12.5/D
RlEsttA m	SR	28.18	-.9	+2.2	+6.6/C
RlEsttI	SR	28.28	-.9	+2.5	+7.1/C
RlEsttInv	SR	28.21	-.9	+2.4	+6.9/C
SelI	LG	81.71	+2.0	+14.8	+17.8/B
SelInv	LG	80.34	+2.0	+14.6	+17.5/B
ShrtDurInv	CS	10.10	+.1	+.8	+1.3/B
ShrtTrmGovtInv	GS	9.40	-.1	+.1	+.1/C
ShtDrInfPrBdInv	IP	10.14	-.2	+.6	+1.2/C
ShtDrInfPrBdR5	IP	10.22	-.2	+.8	+1.4/C
SmCoInv	SB	16.83	-.2	+9.4	+12.0/D
SmCpGrA m	SG	19.99	+3.1	+20.1	+15.2/C
SmCpGrI	SG	21.13	+3.1	+20.5	+15.8/C
SmCpGrInv	SG	20.66	+3.1	+20.3	+15.5/C
SmCpValA m	SV	9.24	+.7	+7.2	+14.5/B
SmCpValI	SV	9.42	+.8	+7.5	+15.1/A
SmCpValInv	SV	9.34	+.9	+7.4	+14.9/B
StrAlAgrsA m	AL	8.73	+1.3	+4.2	+10.0/C
StrAlAgrsC m	AL	8.50	+1.2	+3.7	+9.2/D
StrAlAgrsI	AL	8.63	+1.4	+4.6	+10.5/B
StrAlAgrsInv	AL	8.67	+1.3	+4.3	+10.3/C
StrAlCnsrvA m	CA	5.85	+.6	+2.2	+6.0/C
StrAlCnsrvInv	CA	5.86	+.6	+2.4	+6.3/C
StrAlModA m	MA	7.04	+.9	+3.2	+8.2/D
StrAlModC m	MA	6.96	+.9	+2.7	+7.4/D
StrAlModI	MA	7.06	+.9	+3.6	+8.7/C
StrAlModInv	MA	7.06	+1.0	+3.4	+8.5/C
SustEqA m	LB	30.44	+2.8	+9.9	+15.7/B
SustEqInv	LB	30.54	+2.8	+10.1	+16.0/B
UltraA m	LG	49.73	+2.7	+19.5	+18.7/A
UltraI	LG	53.75	+2.7	+19.9	+19.3/A
UltraInv	LG	51.97	+2.7	+19.7	+19.0/A
UtlsInv	SU	17.51	-.7	+4.4	+9.8/C
ValA m	LV	9.47	+2.1	+6.9	+13.2/C
ValI	LV	9.49	+2.1	+7.2	+13.7/B
ValInv	LV	9.47	+2.1	+7.1	+13.5/C
ValR b	LV	9.47	+1.9	+6.7	+12.9/C
ZeroCoup2020Inv	GI	103.04	-.2	-.6	+.3/B
ZeroCoup2025Inv	GL	96.06	-1.4	-3.2	+.5/D
American Funds					
2010TgtDtRtrA m	TA	11.04	+.5	+1.2	+6.4/B
2015TgtDtRtrA m	TD	11.77	+.5	+1.6	+6.8/C
2020TgtDtRtrA m	TE	12.84	+.6	+2.2	+7.6/B
2025TgtDtRtrA m	TG	13.84	+.9	+3.0	+8.8/B
2030TgtDtRtrA m	TH	14.98	+1.3	+3.9	+10.4/A
2035TgtDtRtrA m	TI	15.59	+1.7	+5.1	+11.8/A
2040TgtDtRtrA m	TJ	16.02	+1.8	+5.4	+12.2/A
2045TgtDtRtrA m	TK	16.30	+1.9	+5.6	+12.5/A
2050TgtDtRtrA m	TN	15.98	+1.9	+5.8	+12.7/A
AMCpA m	LG	35.01	+3.5	+14.0	+15.8/D
AmrcnBalA m	MA	28.04	+1.3	+4.6	+11.0/A
AmrcnHiIncA m	HY	10.27	+1.0	+3.3	+6.4/A
AmrcnMutA m	LV	43.05	+2.0	+7.0	+14.2/B
BdfAmrcA m	CI	12.46	-1.0	-1.8	+1.1/D
CptWldGrIncA m	WS	51.22	+1.5	+1.7	+10.9/C
CptlIncBldrA m	IH	60.50	+.4	-1.3	+6.8/C
CptlWldBdA m	IB	19.35	-.2	-2.2	+1.7/D
EuroPacGrA m	FG	53.23	+.9	-2.6	+8.8/C
FdmtlInvsA m	LB	65.65	+2.7	+7.2	+16.4/A
GlbBalA m	IH	32.16	+.9	+.1	+6.6/C
GrfAmrcA m	LG	56.50	+3.0	+14.0	+17.4/B
HiIncMuniBdA m	HM	15.67	-.6	+.7	+4.4/B
IncAmrcA m	AL	23.32	+.8	+1

Continued from **previous page**

Mutual Funds

Name	Obj	NAV	4-wk Rtn	YTD Rtn	3-yr Rtn/Rk
EqC m	LG	28.97	+3.4	+14.7	+14.5/D
IncA m	TW	15.92	-.6	-2.0	+2.9/C
IntlEqA m	FB	17.67	+2.4	+.5	+5.3/E
MdCpA m	MB	35.09	+1.5	+11.3	+7.5/E
RspMuniIncA m	MI	15.51	-.6	-.9	+2.0/B
ShrtDurIncA m	CS	15.84	-.1	+.4	+1.7/A
USLCCrRspnbIdxA m	LB	24.81	+2.9	+11.6	+15.2/C
Cambiar					
GlblUltrFcsInv d	WS	19.65	+1.5	-1.0	+4.4/E
IntlEqInv d	FB	27.59	+2.8	-2.9	+6.0/E
OppInstl	LV	24.55	+1.3	+3.3	+11.2/E
OppInv	LV	24.60	+1.3	+3.1	+11.0/E
SmCpInstl d	SB	21.44	+.7	+9.8	+9.0/E
SmCpInv d	SB	20.95	+.7	+9.8	+8.9/E
Carillon					
ClVtCptlApprA m	LG	46.87	+1.8	+11.6	+16.9/C
EagleGrIncA m	LV	22.63	+2.8	+8.7	+16.2/A
EagleGrIncC m	LV	21.65	+2.7	+8.1	+15.3/A
EglMidCpGrA m	MG	64.21	+3.8	+16.4	+17.0/B
EglMidCpGrC m	MG	51.02	+3.7	+15.8	+16.1/B
EglSmCpGrA m	SG	68.49	+2.9	+14.9	+14.2/D
EglSmCpGrC m	SG	50.57	+2.8	+14.3	+13.4/D
ReamsCore+Bdl	CI	30.67	-1.2	-2.1	+1.2/C
ReamsCoreBdl	CI	11.09	-1.1	-1.4	+1.3/C
ReamsUnconsBdl	NT	11.52	-.7	-1.1	+1.9/E
ScoutIntl	FB	21.06	+1.2	-1.9	+9.4/A
ScoutMdCpl	MB	20.69	+2.7	+8.8	+17.2/A
ScoutSmCpl	SG	30.79	+2.8	+18.6	+20.9/A
Causeway					
IntlValInstl d	FV	16.70	+2.9	-3.6	+7.0/C
IntlValInv d	FV	16.56	+2.9	-3.8	+6.8/C
Center Coast Capital					
BrkfldMLPFocA x	LP	7.32	-2.3	+7.7	+1.9/B
BrkfldMLPFocC x	LP	6.71	-2.4	+6.9	+1.0/C
Champlain					
SmCoAdv b	SG	24.27	+3.8	+22.0	+20.9/A
City National Rochda					
CorpBdServicing	CS	10.18	-.2	-.4	+.9
DivIncN b	LV	40.04	...	+.8	+9.1/E
ClearBridge					
AggresivGrA m	LG	225.06	+2.4	+10.6	+9.7/E
AggresivGrC m	LG	179.83	+2.3	+10.1	+8.9/E
AggresivGrI	LG	248.69	+2.4	+10.9	+10.0/E
AggresivGrIS	LG	251.39	+2.4	+11.0	+10.1/E
AllCpValA m	LV	15.02	+.9	+3.3	+13.8/B
AllCpValC m	LV	12.92	+.9	+2.9	+13.0/C
ApprecA m	LB	26.02	+2.9	+10.3	+15.0/C
ApprecC m	LB	24.99	+2.8	+9.7	+14.2/D
ApprecI	LB	25.89	+2.9	+10.5	+15.3/B
ApprecIS	LB	25.98	+2.9	+10.6	+15.4/B
ApprecR b	LB	25.91	+2.9	+10.0	+14.6/C
CBIntlSmCpI	FA	17.40	+1.3	-9.0	+6.4/C
DivStrat1	LB	24.90	+1.9	+6.7	+15.5/B
DivStratA m	LB	24.88	+1.9	+6.4	+15.2/C
DivStratC m	LB	24.50	+1.9	+5.9	+14.4/C
DivStratI	LB	25.54	+1.9	+6.7	+15.5/B
IntlGrC m	FG	42.41	+3.2	+5.8	+12.0/A
IntlGrI	FG	49.04	+3.2	+6.6	+13.1/A
IntlValA m	FV	11.02	+2.4	-6.8	+6.0/D
IntlValIS	FV	11.10	+2.5	-6.4	+6.5/C
LgCpGrA m	LG	46.79	+2.3	+15.1	+17.6/B
LgCpGrC m	LG	37.58	+2.3	+14.6	+16.8/C
LgCpGrI	LG	51.91	+2.4	+15.4	+18.0/B
LgCpValA m	LV	34.57	+2.5	+4.8	+11.5/D
LgCpValC m	LV	33.52	+2.4	+4.2	+10.7/E
LgCpValI	LV	34.52	+2.5	+5.0	+11.8/D
MidCpA m	MB	35.08	+2.4	+4.9	+8.9/E
MidCpC m	MB	27.97	+2.3	+4.5	+8.1/E
MidCpI	MB	38.98	+2.4	+5.2	+9.2/D
MidCpIS	MB	39.34	+2.4	+5.2	+9.3/D
SmCpC m	SG	42.35	+.6	+10.0	+14.5/D
SmCpGrA m	SG	43.25	+4.0	+31.8	+20.5/A
SmCpGrI	SG	46.15	+4.1	+32.1	+20.9/A
SmCpGrIS	SG	46.62	+4.1	+32.2	+21.0/A
SmCpGrR b	SG	42.16	+4.0	+31.6	+20.2/A
SmCpI	SG	67.13	+.7	+10.8	+15.7/C
SmCpValA m	SV	20.59	-1.4	+3.5	+11.9/D
TactDivIncA m	MV	17.38	+.8	+6.0	+7.1/E
TactDivIncC m	MV	16.49	+.8	+5.5	+6.3/E
TactDivIncI	MV	17.52	+.9	+6.2	+7.4/E
ValTrustC m	LB	82.83	+1.5	+3.6	+11.0/E
ValTrustI	LB	99.72	+1.6	+4.3	+12.1/E
Clermont					
CLSGrandIncN	CA	11.45	+.8	+.8	+6.7/B
Clipper					
Clipper	LB	125.22	+1.6	+8.1	+15.8/B
Cohen & Steers					
DivVal,IncInstl	LB	14.90	+3.5	+5.8	+14.4/C
GlbInfras,Incl	XO	18.88	+.2	+.9	+8.5/A
GlbRltys,IncA m	GR	53.65	+.2	+2.0	+7.7/B
GlbRltys,Incl	GR	53.93	+.2	+2.2	+8.1/A
InstlRltys	SR	43.89	-1.2	+3.9	+8.6/A
IntlRltyA m	GR	12.00	+1.4	+1.4	+7.9/B
IntlRltyI	GR	12.08	+1.4	+1.7	+8.3/A
PrfrdScInc,IncA m	RR	13.48	+.1	-1.3	+5.2/B
PrfrdScInc,IncC m	RR	13.40	...	-1.8	+4.6/D
PrfrdScInc,Incl	RR	13.51	+.1	-1.1	+5.6/B
RlEsttSecIncA m	SR	15.09	-1.6	+3.3	+9.1/A
RlEsttSecIncC m	SR	13.65	-1.6	+2.8	+8.4/A
RlEsttSecIncIns	SR	15.91	-1.5	+3.6	+9.4/A
Rltys	SR	65.11	-1.3	+3.8	+8.3/B
Colorado BondShares					
ATxEx f	SI	9.14	-.1	+4.1	+4.8/A
Columbia					
AMTFrCAIMBIns	MF	10.18	-.6	-.4	+2.0/B
AMTFrCTIMBIns	SI	10.24	-.6	-.4	+1.2/C
AMTFrIMBA m	MI	10.20	-.6	-.8	+1.6/D
AMTFrIMBIns	MI	10.20	-.6	-.7	+1.8/C
AMTFrMAIMBIns	MT	10.26	-.6	-.7	+1.3/D
AMTFrNYIMBIns	MN	11.55	-.7	-.6	+1.5/B
AMTFrORIMBIns	SI	12.03	-.7	-.7	+1.4/B
AMTFrSCIMBIns	SI	9.90	-.5	-.8	+1.5/B
AcornA m	MG	14.65	+2.4	+18.6	+17.1/A
AcornC m	MG	7.20	+2.4	+18.0	+16.2/B
AcornIns	MG	17.56	+2.5	+18.8	+17.4/A
AcornIntSelIns	FG	30.67	+2.3	+4.9	+14.2/A
AcornIntlA m	FR	45.10	+2.5	+.3	+9.6/D
AcornIntlIns	FR	45.24	+2.5	+.5	+9.8/D
AcornSelA m	MG	15.47	+1.7	+14.4	+17.6/A
AcornSelIns	MG	17.67	+1.7	+14.6	+17.9/A
AcornUSAA m	SG	14.84	+2.6	+22.9	+17.7/B
AcornUSAIns	SG	18.17	+2.7	+23.0	+18.0/B
BalA m	MA	42.60	+1.3	+3.8	+8.9/C
BalIns	MA	42.51	+1.4	+3.9	+9.1/B
BdA m	CI	8.22	-1.0	-2.1	+1.5/B
BdIns	CI	8.21	-1.1	-2.0	+1.7/B
ContrCoreA m	LB	27.52	+2.6	+7.1	+13.9/D
ContrCoreIns	LB	27.76	+2.7	+7.3	+14.2/D
ContrCoreV f	LB	27.26	+2.7	+7.2	+13.9/D
ContrEurpA m	ES	7.34	+2.8	+.3	+5.2/D
ConvrtSecsA m	CV	21.51	+2.7	+9.0	+10.2/B
ConvrtSecsIns	CV	21.55	+2.7	+9.2	+10.4/B
CorpIncA m	TW	9.85	-.7	-2.4	+3.2/B
CorpIncIns	TW	9.84	-.7	-2.3	+3.4/B
CptAllcAgrA m	AL	13.37	+1.8	+4.7	+11.6/A
CptAllcAgrC m	AL	12.98	+1.7	+4.1	+10.8/B
CptAllcCnsA m	XY	10.06	-.2	-.1	+3.9/D
CptAllcMdAgA m	MA	12.84	+1.3	+3.7	+9.9/B
CptAllcMdAgC m	MA	12.85	+1.3	+3.1	+9.0/B
CptAllcMdAgIns	MA	12.82	+1.4	+3.9	+10.1/A
CptAllcMdCnsA m	CA	10.96	+.4	+1.4	+5.8/C
CptAllcModA m	CA	11.49	+.9	+2.5	+8.0/A
CptAllcModC m	CA	11.38	+.8	+2.0	+7.2/B
DiscpCoreA m	LB	13.36	+2.7	+11.9	+15.9/B
DiscpSmCoreV f	SB	7.43	+.4	+6.8	+9.6/E
DivIncA m	LV	23.36	+2.5	+6.9	+15.8/A
DivIncC m	LV	22.61	+2.4	+6.3	+14.9/A
DivIncIns	LV	23.40	+2.5	+7.1	+16.1/A
DivIncV f	LV	23.37	+2.5	+6.9	+15.8/A
DivOppA m	LV	10.07	+1.7	+5.6	+13.0/C
DivOppC m	LV	9.84	+1.8	+5.0	+12.1/D
EmMktsIns	EM	12.09	+.2	-12.5	+10.8/B
FltRtA m	BL	9.16	+.5	+3.7	+4.8/B
GlEngNatResA m	SN	20.20	+2.9	+2.5	+11.2/B
GlEngNatResI	SN	20.44	+2.9	+2.6	+11.5/A
GlbDivOppA m	WS	18.98	+1.0	-1.1	+8.3/E
GlbDivOppIns	WS	19.05	+1.0	-.9	+8.6/E
GlbEqValA m	WS	14.24	+3.6	+4.4	+11.3/C
GlbOppsA m	IH	13.83	+1.2	+.8	+7.9/A
GlbStratEqA m	WS	15.79	+2.9	+4.7	+12.9/B
GlbTechGrA m	ST	35.83	+3.0	+18.6	+27.0/B
GlbTechGrC m	ST	32.13	+2.9	+17.9	+26.1/B
GlbTechGrIns	ST	37.26	+3.0	+18.8	+27.3/B
GrtrChinaA m	CH	45.99	-.8	-10.0	+13.3/C
HYBdA m	HY	2.88	+.8	+.5	+4.7/D
HYMuniA m	HM	10.44	-.6	+1.5	+3.7/D
HYMuniIns	HM	10.44	-.6	+1.6	+3.9/C
IncBuilderA m	XY	11.83	+.1	+1.5	+6.0/A
IncOppsA m	HY	9.68	+.8	+.7	+4.7/D
LgCpEnhCoreA b	LB	26.19	+2.3	+10.9	+16.3/A
LgCpEnhCoreIns	LB	26.17	+2.4	+11.2	+16.6/A
LgCpGrA m	LG	45.76	+3.1	+15.3	+15.6/D
LgCpGrC m	LG	38.25	+3.0	+14.7	+14.7/D
LgCpGrIIIA m	LG	19.37	+3.1	+15.2	+15.3/D
LgCpGrIIIC m	LG	13.61	+3.0	+14.6	+14.4/D
LgCpGrIIIIns	LG	20.91	+3.2	+15.4	+15.6/D
LgCpGrIns	LG	47.55	+3.1	+15.5	+15.9/D
LgCpGrV f	LG	45.36	+3.1	+15.3	+15.6/D
LgCpIdxA b	LB	53.36	+2.7	+10.8	+16.3/A
LgCpIdxIns	LB	53.70	+2.7	+11.0	+16.5/A
LgCpValA m	LV	14.94	+2.3	+3.3	+12.9/C
LmtDurCrdtA m	CS	9.65	-.3	-.3	+2.0/A
MNTxExmptA m	SM	5.32	-.7	-1.0	+2.0/B
MidCapGrA m	MG	28.86	+3.0	+13.4	+12.5/D
MidCapGrIns	MG	30.84	+3.0	+13.6	+12.8/D
MidCapIdxA b	MB	17.80	+1.4	+8.4	+14.4/A
MidCapIdxIns	MB	17.74	+1.4	+8.6	+14.7/A
QualityIncA m	CI	5.27	-1.3	-1.0	+1.1/D
RlEstateEqA m	SR	13.66	-1.6	+2.3	+6.9/C
RlEstateEqIns	SR	13.70	-1.6	+2.5	+7.2/C
S/MCpValA m	SV	10.56	-.2	+4.1	+10.6/E
STBdA m	CS	9.87	-.2	+.1	+.6/D
STBdIns	CS	9.85	-.2	+.2	+.8/C
STBdIns3	CS	9.85	-.2	+.3	+1.0/C
STMuniBdA m	MS	10.26	-.3	+.5	+.5/D
STMuniBdIns	MS	10.26	-.2	+.6	+.8/C
SelGlbEqA m	WS	14.21	+1.8	+10.2	+14.7/A
SelIntlEqA m	FG	14.46	+2.5	-.6	+6.5/E
SelIntlEqIns	FG	14.78	+2.5	-.4	+6.7/E
SelLgCpEqA m	LB	15.39	+2.6	+10.0	+16.4/A
SelLgCpEqIns	LB	15.29	+2.6	+10.2	+16.6/A
SelLgCpGrA m	LG	17.34	+3.5	+16.9	+14.3/E
SelLgCpGrIns	LG	17.93	+3.5	+17.2	+14.6/D
SelLgCpValA m	LV	27.48	+2.6	+4.8	+16.2/A
SelLgCpValC m	LV	25.10	+2.5	+4.2	+15.4/A
SelM/CValA m	MV	13.27	+.5	+3.3	+10.0/D
SelM/CValInstl	MV	13.31	+.6	+3.5	+10.3/D
SelSmlrCpValA m	SB	19.41	+.9	+7.5	+9.9/E
SlgCmsInfoA m	ST	77.87	+2.7	+10.0	+22.6/D
SlgCmsInfoC m	ST	53.61	+2.6	+9.4	+21.7/D
SlgGlbTechA m	ST	42.84	+2.4	+9.0	+22.6/D
SlgGlbTechC m	ST	33.01	+2.4	+8.4	+21.7/D
SmCpGrIA m	SG	22.01	+5.2	+20.9	+18.2/B
SmCpGrIIns	SG	23.39	+5.2	+21.1	+18.5/A
SmCpIdxA b	SB	28.22	+.5	+16.0	+18.2/A
SmCpIdxIns	SB	28.41	+.5	+16.2	+18.5/A
SmCpValIA m	SV	43.00	-.2	+5.2	+16.0/A
SmCpValIIA m	SV	18.10	-1.1	+4.8	+12.5/C
SmCpValIIIns	SV	18.41	-1.1	+5.0	+12.8/C
SmCpValIIns	SV	47.94	-.2	+5.4	+16.3/A
StratIncA m	NT	5.90	+.1	+.2	+4.1/B
StratIncC m	NT	5.89	-.1	-.7	+3.3/C
StratIncIns	NT	5.80	...	+.2	+4.4/A
StratMuniIncA m	ML	3.94	-1.0	-.6	+3.3/A
StrtCAMuIncA m	MC	7.46	-.8	-.6	+2.5/C
StrtCAMuIncInst	MC	7.46	-.7	-.5	+2.7/B
StrtNYMuIncA m	MY	7.20	-.8	-1.1	+2.2/C
ThermostatA m	XY	14.61	-.5	+1.3	+3.7/D
ThermostatC m	XY	14.63	-.5	+.6	+2.9/E
ThermostatIns	XY	14.43	-.4	+1.4	+3.9/D
TtlRetBdA m	CI	8.80	-1.0	-1.1	+2.0/B
TtlRetBdIns	CI	8.80	-1.1	-.9	+2.3/A
TxExmptA m	ML	13.21	-.7	-.4	+2.5/C
TxExmptC m	ML	13.21	-.8	-.9	+1.8/D
TxExmptIns	ML	13.21	-.8	-.3	+2.7/B
USTrsIdxIns	GI	10.67	-1.2	-2.0	+.1/C
Commerce					
Bd	CI	19.23	-.8	-1.6	+2.0/B
Gr	LG	37.38	+2.9	+14.8	+19.1/A
KansasTFIntrmBd	SI	18.88	-.7	-1.0	+1.3/C
MidCpGr	MG	44.19	+2.5	+11.9	+15.7/B
MssrTFIntrmBd	SI	18.98	-.7	-1.0	+1.6/B
NtnlTFIntrmBd	MI	19.07	-.7	-1.1	+1.8/C
ShrtTrmGovt	GS	16.75	-.3	-.3	+.3/B
Val	LV	32.92	+1.4	+5.9	+15.0/A
Community Reinvest					
QlfdInvm b	GI	10.21	-.9	-1.7	+.3/B
Convergence					
CorPlusInstl	LB	21.07	+1.2	+12.5	+15.3/B
Copeland Capital Man					
RkMgdDivGrI d	LB	15.76	+3.0	+14.3	+11.6/E
Copley					
Copley d	LV	105.77	-.5	+19.2	+17.0
Credit Suisse					
CmdtyRetStratA m	BB	4.69	+.6	-4.2	-.7/D
CmdtyRetStratI	BB	4.80	+.6	-4.0	-.4/D
FltngRtHiIncA m	BL	6.88	+.6	+2.8	+4.7/B
FltngRtHiIncC m	BL	6.90	+.6	+2.3	+3.8/D
Crossmark Steward					
S/MCpEnhIdxA b	SB	17.48	+.8	+10.6	+15.1/B
Cullen					
HiDivEqInstl d	LV	19.01	+1.2	+3.9	+13.6
HiDivEqRetail m	LV	19.00	+1.1	+3.7	+13.3
Cutler					
Eq	LV	21.34	+3.2	+4.1	+14.5/B
DFA					
AsiaPacSmCoIns	PJ	22.82	-.2	-4.4	+12.2/A
CAInTmMnBdIns	MF	10.39	-.6	+.1	+1.1/E
CASTMnBdIns	SS	10.24	-.3	+.6	+.7/D
CSTGEIntlScCrEq	FV	9.94	+3.1	-2.1	+9.9/A
CSTGEUSSclCrEq2	MB	18.96	+1.8	+8.5	+16.2/A
CntnntlSmCIns	ES	27.97	+3.4	-.6	+13.4/A
EMktCorEql	EM	20.93	+.4	-9.4	+10.3/B
EMktSCInstl	EM	20.97	-1.2	-12.1	+9.6/C
EmMktsII	EM	26.93	+.9	-7.6	+11.0/B
EmMktsInstl	EM	28.03	+.9	-7.7	+10.8/B
EmMktsSocialCor	EM	13.51	+.7	-9.0	+11.1/A
EmMktsValInstl	EM	29.32	+.8	-6.1	+12.6/A
EnhUSLgCoInstl	LB	14.17	+2.7	+10.1	+16.3/A
FvYrGlbFIIns	IB	10.91	-.4	+.4	+1.2/D
GlbAllc2575Ins	XY	13.62	+.2	+1.5	+4.3/C
GlbAllc6040Ins	MA	18.57	+1.0	+3.2	+8.9/C
GlbEqInstl	WS	24.31	+2.1	+5.2	+13.7/A
GlbRlEsttSec	GR	11.16	-1.2	+1.9	+7.7/B
InflProtSecIns	IP	11.48	-1.2	-1.3	+1.7/B
IntlCorEqIns	FB	14.13	+3.0	-1.6	+10.3/A
IntlLgCpGr	FG	13.15	+1.9	+1.1	+9.1/C
IntlRlEsttScIns	GR	5.13	-.8	-1.3	+6.0/C
IntlSclCrEqInst	FV	13.61	+3.0	-1.5	+10.6/A
IntlSmCoInstl	FQ	20.77	+2.9	-2.1	+11.5/B
IntlSmCpGr	FR	15.70	+2.6	-.2	+12.6/A
IntlSmCpValIns	FA	21.75	+3.3	-5.3	+9.8/B
IntlSstnbtyCor1	FB	10.86	+2.8	-.4	+9.6/A
IntlValIII	FV	16.67	+3.7	-2.1	+9.8/A
IntlValInstl	FV	19.67	+3.7	-2.2	+9.7/A
IntlVctrEqIns	FA	13.15	+3.2	-2.3	+10.8/B
ItmGovtFIIns	GI	11.95	-1.2	-2.2	+.2/C
ItmTExtnddQlIns	TW	10.25	-1.1	-2.9	+2.1/D
ItmTMnBdIns	MI	9.98	-.6	-.3	+1.0/E
JapaneseSmCoIns	JS	28.13	+3.9	-3.5	+15.5/A
LgCpIntlInstl	FB	23.52	+2.6	-.2	+8.9/A
OneYearFIInstl	UB	10.26	+.1	+1.0	+.9/D
RlEsttSecInstl	SR	35.91	-1.5	+3.4	+8.4/A
STGovtInstl	GS	10.40	-.4	-.5	+.2/C
STMuniBdInstl	MS	10.11	-.2	+.5	+.7/C
ShTrmExQtyI	CS	10.69	-.2	+.3	+1.3/B
SlvLyHdgGlEqIns	WS	17.16	+1.8	+3.1	+13.0/B
SlvlyHdgGlFIIns	IB	9.59	-.1	+.9	+2.2/C
TAUSCorEq2Instl	MB	19.74	+2.1	+9.5	+15.4/A
TAWexUSCrEqIns	FB	11.27	+2.4	-3.8	+10.1/A
TMdIntlVal	FV	16.19	+3.8	-2.2	+9.6/A
TMdUSEq	LB	32.12	+2.7	+11.3	+16.5/A
TMdUSMktwdVI	LV	32.73	+2.8	+6.8	+14.4/B
TMdUSMktwdVIII	LV	30.50	+2.8	+6.9	+14.6/B
TMdUSSmCp	SB	48.32	+.6	+10.0	+14.9/B
TMdUSTrgtedVal	SV	39.79	+.1	+6.4	+13.1/C
TwYrGlbFIIns	IB	9.95	...	+.9	+.8/E
TwoYrFIInstl	CS	9.94	...	+.8	+.8/D
TwoYrGovtInstl	GS	9.74	-.1	+.4	+.4/B
USCorEq1Instl	LB	25.05	+2.2	+10.6	+16.2/B
USCorEqIIInstl	MB	23.44	+2.0	+9.3	+15.4/A
USLgCo	LB	22.84	+2.7	+11.1	+16.7/A
USLgCpGrInstl	LG	21.72	+3.0	+14.2	+17.7/B
USLgCpValII	LV	19.53	+2.5	+5.4	+15.6/A
USLgCpValIII	LV	28.19	+2.5	+5.4	+15.6/A
USLgCpValInstl	LV	40.81	+2.5	+5.3	+15.4/A
USMicroCpInstl	SB	24.77	+.5	+12.7	+16.3/A
USSmCpGrInstl	SG	20.67	+1.5	+11.1	+14.1/D
USSmCpInstl	SB	39.57	+.8	+10.5	+14.8/B
USSmCpValInstl	SV	41.06	...	+8.5	+13.7/B
USSocialCorEq2	MB	17.51	+2.0	+9.4	+15.7/A
USSstnbtyCor1	LB	23.55	+2.3	+12.1	+16.6/A
USTrgtedValIns	SV	26.64	+.3	+7.5	+13.8/B
USTrgtedValR1	SV	26.63	+.3	+7.4	+13.7/B
USVectorEqInstl	MV	20.58	+1.1	+7.8	+14.4/A
WlexUSGovFIIns	IB	10.38	-1.0	+1.1	+3.3/A
WlexUSTrgVIIns	FA	14.03	+1.9	-7.0	+10.7/B
WlexUSVIPrtIns	FV	12.35	+2.9	-3.7	+10.3/A
DFDent					
PremGrInv	MG	35.02	+3.5	+20.6	+18.5/A
Davenport					
Cor	LG	24.47	+2.7	+9.3	+13.2/E
EqOpps	MG	19.19	+2.1	+6.2	+10.1/E
ValInc	LV	17.46	+2.1	+3.3	+12.8/C
Davis					
ApprecIncA m	AL	41.83	+1.3	+5.5	+9.5/D
ApprecIncY	AL	42.04	+1.3	+5.7	+9.8/D
FinclA m	SF	54.90	+2.3	+5.7	+15.0/B
FinclC m	SF	45.50	+2.3	+5.2	+14.2/C
NYVentureA m	LB	33.00	+1.4	+7.0	+14.9/C
NYVentureC m	LB	29.60	+1.4	+6.4	+14.0/D
NYVentureY	LB	33.82	+1.5	+7.2	+15.2/C
OppA m	LG	39.66	+1.9	+7.2	+17.1/C
RlEsttA m	SR	41.07	-1.4	+4.0	+9.8/A
RlEsttY	SR	41.67	-1.4	+4.3	+10.1/A
Delaware Inv					
CorpBdA m	TW	5.58	-.7	-2.9	+2.5/D
CorpBdInstl	TW	5.58	-.7	-2.7	+2.8/C
DiversIncA m	CI	8.30	-.6	-2.3	+1.6/B
EmMktsA m	EM	18.13	+1.0	-10.1	+16.5/A
ExtnddDrBdA m	TW	6.18	-1.9	-6.5	+3.3/B
ExtnddDrBdInstl	TW	6.17	-1.9	-6.3	+3.6/B
HYOppsA m	HY	3.72	+.8	+.5	+4.6/D
IntlValEqA m	FV	14.97	+4.2	-4.2	+7.0/B
IntlValEqInstl	FV	15.05	+4.2	-4.0	+7.3/B
LtdTrmDvrsIncA m	CS	8.24	-.4	-.7	+1.1/C
MnstHYMnBdA m	SM	10.57	-.7	-.6	+2.3/A
NtnlHYMnBdA m	HM	10.89	-.7	+1.0	+4.4/B
REITA m	SR	11.39	-.2	+1.3	+5.1/E
SelGrA m	LG	42.86	+2.8	+13.5	+11.7/E
SelGrInstl	LG	46.72	+2.8	+13.7	+12.0/E
SmCpValA m	SV	68.88	+.4	+4.5	+15.1/A
SmCpValC m	SV	56.87	+.3	+3.9	+14.2/B
SmidCpGrA m	SG	28.73	+6.2	+31.1	+20.5/A
TFArizonaA m	SL	11.15	-.6	-.2	+2.5/A
TFCaliforniaA m	MC	11.86	-.8	-.7	+2.7/B
TFColoradoA m	SL	10.95	-.6	-.5	+2.7/A
TFIdahoA m	SL	11.13	-.5	-.4	+2.0/B
TFMnnstA m	SM	12.04	-.7	-.8	+1.8/C
TFMnnstIntrmA m	SM	10.75	-.6	-.7	+1.6/C
TFPnsylvnA m	MP	7.86	-.7	-.5	+2.4/B
TFUSAA m	ML	11.32	-.9	-.4	+2.5/C
TFUSAIntermA m	MI	11.67	-.6	-.2	+1.9/C
USGrA m	LG	26.63	+2.8	+12.4	+12.2/E
USGrInstl	LG	29.07	+2.8	+12.6	+12.5/E
ValInstl	LV	23.42	+2.4	+10.0	+14.8/A
WlthBldrA m	MA	14.68	+1.0	+1.5	+7.1/E
Deutsche					
CATxFrIncA m	MC	7.34	-.8	-1.0	+1.9/E
CATxFrIncS	MC	7.33	-.8	-.7	+2.2/D
CROCIEqDivA m	LV	61.67	+1.7	+8.3	+16.4/A
CROCIIntlA m	FB	47.34	+1.1	-2.6	+6.1/E
CROCIIntlS	FB	47.60	+1.1	-2.4	+6.3/D
CmnctnsA m	SC	26.84	+.7	-.1	+7.2/D
CorEqA m	LB	30.34	+2.7	+11.5	+15.8/B
CorEqS	LB	30.67	+2.8	+11.7	+16.1/B
CptlGrA m	LG	89.93	+3.6	+16.7	+16.9/C
CptlGrS	LG	90.93	+3.6	+17.0	+17.1/C
EAFEEqIdxInstl	FB	6.50	+2.4	-.8	+8.2/B
EmMktFixIncS	EB	8.82	+1.7	-6.1	+3.1/E
EmMktsEqS	EM	19.14	+.2	-7.7	+10.7/B
Eq500IdxInstl	LB	241.51	+2.7	+11.0	+16.4/A
Eq500IdxS	LB	238.25	+2.7	+10.9	+16.4/A
GNMAS	GI	13.23	-.9	-1.3	+.4/B
GlbHiIncInstl	HY	6.75	+.7	+2.1	+6.7/A
GlbIncBldrA m	IH	9.54	+1.1	+1.3	+8.7/A
GlbSmCpA m	SW	37.51	+1.7	+1.4	+6.1/E
GlbSmCpS	SW	39.74	+1.8	+1.6	+6.4/E
HiCoGlBdS	IB	8.90	-.4	-2.7	+2.4/B
HiIncA m	HY	4.68	+.7	+1.9	+5.9/B
HlthWInssS	SH	43.16	+2.8	+14.8	+6.0/C
IntlGrS	FG	35.00	+2.7	-.4	+7.4/D
IntmTaxFrS	MI	11.47	-.7	-.7	+1.4/D
LgCpFocGrS	LG	52.89	+4.4	+17.6	+16.8/C
LtnAmrcEqS	LS	21.69	-2.5	-16.0	+11.1/A
MATxFrS	MT	13.84	-.7	-1.4	+1.8/B
MgdMuniBdA m	ML	8.86	-.7	-1.2	+2.0/D
MgdMuniBdS	ML	8.87	-.7	-1.2	+2.2/D
MltAstGlbAllcS	IH	15.96	+1.3	-1.1	+4.6/E
MltsecIncA m	MU	4.45	+.6	-1.5	+2.7/D
NYTxFrIncA m	MY	10.33	-.8	-1.4	+1.9/C
NYTxFrIncS	MY	10.33	-.7	-1.1	+2.1/C
RlEsttSecA m	SR	20.74	-1.3	+3.1	+8.1/B
SP500IdxS	LB	33.55	+2.7	+10.9	+16.4/A
Sci

Continued from **previous page**

Mutual Funds

Name	Obj	NAV	4-wk Rtn	YTD Rtn	3-yr Rtn/Rk
InternationalVa	FV	8.90	+3.9	-1.8	+5.3/D
IntlCptlApprec	FG	21.08	+1.9	+.1	+10.7/B
IntlDiscv	FG	44.58	+2.3	-2.4	+7.3/D
IntlEnhIdx	FV	10.02	+2.8	-1.2	+9.3/A
IntlGr	FG	16.58	+2.5	+2.7	+9.7/B
IntlGr	FG	13.95	+2.3	+1.9	+9.4/C
IntlIdxInstl	FB	42.90	+2.5	-.5	+8.5/B
IntlIdxInstlPrm	FB	42.90	+2.5	-.5	+8.5/B
IntlIdxInv	FB	42.88	+2.5	-.6	+8.3/B
IntlIdxPremium	FB	42.89	+2.5	-.6	+8.4/B
IntlRlEstt	GR	11.56	+1.7	+1.1	+8.5/A
IntlSmCp	FQ	28.91	+2.4	-3.3	+12.0/A
IntlSmCp	FR	17.96	+2.2	-.1	+10.7/B
IntlSmCpOpps	FR	19.26	+2.3	-.4	+11.4/B
IntlVal	FV	10.58	+3.9	-1.0	+5.8/D
IntrmGovtInc	GI	10.16	-.7	-1.1	.../C
IntrmMuniInc	MI	10.15	-.7	-.4	+1.9/C
IntrmTrBdIdPrm	GI	10.26	-1.4	-2.3	.../D
InvmGradeBd	CI	10.87	-.9	-1.4	+2.1/A
InvmGradeBd	CI	7.66	-.8	-1.7	+1.9/B
Japan	JS	15.66	+2.6	+1.4	+13.4/C
JapanSmlrCo	JS	18.07	+2.8	-4.7	+15.0/B
LTTrsBdIdxPrm	GL	12.24	-3.5	-5.9	+.9/B
LargeCapStock	LB	34.77	+3.1	+9.8	+15.8/B
LargeCapValIdx	LV	13.40	+2.2	+5.6	+13.6/B
LatinAmerica	LS	20.76	-1.6	-15.2	+7.4/D
LgCpCorEnhIdx	LB	16.33	+2.0	+11.4	+16.1/B
LgCpGrEnhIdx	LG	21.46	+2.0	+13.4	+17.1/C
LgCpValEnhIdx	LV	14.02	+2.0	+6.2	+14.2/B
LimitedTermGov	GS	9.73	-.4	-.5	.../D
LowPrStk	MV	52.69	+1.9	+3.6	+10.7/D
LowPrStkK	MV	52.65	+2.0	+3.7	+10.8/D
LtdTrmMuniInc	MS	10.41	-.4	+.2	+.9/B
LvrgdCoStk	MB	30.92	+1.8	+3.7	+9.8/D
LvrgdCoStkK	MB	31.00	+1.9	+3.8	+9.9/D
MAMunicipalInc	MT	11.81	-.8	-1.4	+1.9/A
Magellan	LG	11.31	+2.8	+13.4	+16.5/C
MagellanK	LG	11.30	+2.9	+13.5	+16.6/C
MegaCapStock	LB	17.22	+2.9	+9.4	+15.3/B
MichiganMuniInc	SL	11.86	-.7	-1.0	+2.1/B
MidCapIdxIns	MB	22.61	+1.8	+8.5	+13.6/B
MidCapIdxPrm	MB	22.60	+1.8	+8.5	+13.6/B
MidCapStock	MG	40.14	+1.8	+9.4	+13.5/C
MidCapStockK	MG	40.17	+1.9	+9.5	+13.7/C
MidCapValue	MV	25.00	+.4	-1.7	+9.1/E
MidCpEnhIdx	MB	16.36	+.7	+4.5	+12.1/C
MinnesotaMnInc	SM	11.28	-.8	-1.2	+1.6/C
MortgageSecs	CI	10.81	-.9	-1.5	+.8/D
MrylndMuniInc	SL	11.01	-.8	-1.7	+2.0/B
MuniInc	ML	12.64	-.8	-1.0	+2.6/C
MuniInc2019	MS	10.54	-.2	+.8	+1.0/B
NJMunicipalInc	MJ	11.58	-.7	-.4	+3.3/A
NYMuniInc	MY	12.78	-.8	-1.3	+2.0/C
NasdCmpIdx	LG	105.83	+2.6	+16.8	+19.5/A
NewMillennium	LB	43.72	+2.2	+9.9	+15.2/B
NewMktsInc	EB	14.69	...	-6.5	+5.3/B
Nordic	MQ	54.56	+3.3	+2.4	+9.6/B
OTCPortfolio	LG	12.71	+3.2	+20.2	+22.1/A
OTCPortfolioK	LG	12.89	+3.2	+20.3	+22.2/A
OhioMunilInc	MO	11.77	-.7	-1.4	+2.4/A
Overseas	FG	51.27	+3.2	+1.1	+9.9/B
OverseasK	FG	51.19	+3.2	+1.2	+10.0/B
PacificBasin	DP	33.09	-.1	-6.7	+13.4/A
PennsylvnMnInc	MP	10.82	-.8	-1.0	+2.2/C
Puritan	MA	25.09	+1.3	+7.9	+11.5/A
PuritanK	MA	25.08	+1.3	+8.0	+11.6/A
RealEstInv	SR	42.23	-1.3	+3.7	+8.4/A
RlEstateIdxPrm	SR	15.78	-1.6	+3.8	+7.4/B
RlEsttInc	SR	11.84	-.3	+2.6	+7.1/C
RlEsttInc	SR	10.78	...	+3.1	+6.6/D
SCGrth	SG	27.94	+2.9	+23.4	+18.8/A
SCValue	SV	17.37	-.4	+4.0	+12.1/D
STTrsBdIdxPrm	GS	10.17	-.4	-.4	+.2/C
ShTrmBd	CS	8.51	-.1	+.4	+.9/C
ShrtDurHilnc	HY	9.44	+.4	+2.0	+4.0/E
SmCapIdxIns	SB	22.85	+1.4	+13.1	+15.7/A
SmCapIdxInv	SB	22.81	+1.4	+13.0	+15.6/B
SmCpDiscv	SB	12.34	+.3	+4.4	+8.7/E
SmCpDiscv	SB	26.90	+.6	+3.7	+9.1/E
SmCpEnhIdx	SB	15.03	+.1	+10.2	+12.6/D
SmCpOpps	SB	14.85	+1.3	+14.6	+13.5/C
SmallCapStock	SB	19.41	+.8	+9.5	+12.0/D
StkSelorAllCp	LG	48.84	+2.8	+11.2	+16.3/C
StkSelorSmCp	SB	30.09	+1.0	+13.7	+13.2/D
StkSlrLgCpVal	LV	21.64	+1.5	+4.4	+11.9/D
StratDivInc	AL	15.74	+.6	+4.6	+11.0/B
StratRlRet	XY	8.88	-.1	+.8	+3.4/D
TaxFreeBond	ML	11.19	-.8	-1.1	+2.6/B
TelecomandUtls	SU	27.17	-.3	+7.6	+12.7/A
TotalBond	CI	10.30	-.8	-1.3	+2.4/A
TotalEmMkts	EM	12.18	+.2	-10.1	+8.7/D
Trend	LG	113.56	+3.2	+16.7	+18.2/B
TtlIntlEq	FG	9.09	+2.1	-2.4	+8.8/C
TtlMktIdxF	LB	84.68	+2.5	+11.3	+16.3/A
TtlMktIdxInsPrm	LB	84.66	+2.5	+11.3	+16.3/A
TtlMktIdxInstl	LB	84.66	+2.5	+11.3	+16.3/A
TtlMktIdxInv	LB	84.66	+2.5	+11.2	+16.2/A
TtlMktIdxPrm	LB	84.67	+2.5	+11.3	+16.3/A
USBdIdxF	CI	11.16	-.9	-1.9	+1.2/C
USBdIdxIns	CI	11.16	-.9	-1.9	+1.2/C
USBdIdxInsPrm	CI	11.16	-.9	-1.9	+1.2/C
USBdIdxInv	CI	11.16	-1.0	-1.9	+1.1/D
USBdIdxPrm	CI	11.16	-.9	-1.9	+1.2/C
ValDiscv	LV	29.48	+1.3	+3.5	+11.4/E
ValDiscvK	LV	29.49	+1.3	+3.6	+11.5/D
Value	MV	12.55	+1.5	+3.6	+10.9/D
ValueK	MV	12.57	+1.5	+3.7	+11.0/D
ValueStrategies	LV	43.14	+.8	+2.5	+10.7/E
Worldwide	WS	29.64	+4.0	+12.2	+13.7/A

Fidelity Advisor

AssetMgr20%I	XY	13.41	...	+1.1	+4.2/C
AssetMgr60%A m	MA	12.94	+1.1	+3.3	+8.8/C
AssetMgr70%A m	MA	23.33	+1.5	+4.2	+10.0/A
AssetMgr70%C m	MA	23.13	+1.4	+3.6	+9.2/B
AssetMgr70%I	MA	23.40	+1.5	+4.4	+10.4/A
AssetMgr70%M m	MA	23.30	+1.4	+4.0	+9.8/B
BalancedA m	MA	22.26	+1.2	+7.3	+10.8/A
BalancedC m	MA	22.08	+1.1	+6.8	+10.0/A
BalancedI	MA	22.70	+1.2	+7.6	+11.1/A
BalancedM m	MA	22.51	+1.2	+7.2	+10.5/A
BiotechnologyA m	SH	28.39	+2.6	+13.1	-.1/E
BiotechnologyI	SH	30.06	+2.7	+13.3	+.2/E
BiotechnologyM m	SH	26.87	+2.6	+12.8	-.4/E
CAMuniInc	MC	12.58	-.9	-1.1	+2.1/D
CapitalDevA m	LB	17.55	+3.2	+9.8	+15.5/B
CapitalDevO	LB	18.17	+3.1	+9.9	+15.8/B
ConsumerDscrtA m	CD	29.62	+3.3	+17.2	+14.6/B
ConsumerStplsA m	CC	82.60	+.3	-4.0	+5.8/D
ConsumerStplsC m	CC	80.14	+.2	-4.5	+5.0/E
ConsumerStplsI	CC	83.30	+.3	-3.8	+6.1/C
ConsumerStplsM m	CC	81.73	+.2	-4.2	+5.5/E
CorporateBondI	TW	11.15	-.8	-2.1	+3.1/B
DiverIntlA m	FG	23.54	+2.9	-.5	+7.4/D
DiverIntlC m	FG	22.48	+2.8	-1.1	+6.6/E
DiverIntlI	FG	23.94	+2.9	-.3	+7.7/D
DiverIntlM m	FG	23.36	+2.9	-.7	+7.1/E
DiversifiedStkA m	LB	28.11	+3.0	+13.6	+16.9/A
DiversifiedStkI	LB	29.88	+3.0	+13.7	+17.1/A
DiversifiedStkO	LB	28.92	+3.0	+13.9	+17.3/A
DividendGrowthA m	LB	18.69	+2.5	+7.0	+12.8/E
DividendGrowthC m	LB	17.62	+2.4	+6.4	+11.9/E
DividendGrowthI	LB	19.72	+2.5	+7.2	+13.1/D
DividendGrowthM m	LB	18.58	+2.4	+6.9	+12.5/E
EmMktsIncA m	EB	12.93	...	-6.6	+4.9/B
EmMktsIncC m	EB	13.04	...	-7.0	+4.2/C
EmMktsIncI	EB	12.68	...	-6.4	+5.2/B
EmMktsIncM m	EB	12.88	...	-6.5	+4.9/B
EmergingAsiaA m	PJ	37.34	-1.2	-9.1	+11.9/B
EmergingAsiaC m	PJ	33.81	-1.2	-9.6	+11.0/B
EmergingAsiaI	PJ	38.53	-1.2	-8.9	+12.2/A
EmergingMktsA m	EM	27.19	...	-9.9	+11.3/A
EmergingMktsC m	EM	25.77	-.1	-10.4	+10.5/B
EmergingMktsI	EM	27.36	...	-9.7	+11.7/A
EnergyA m	EE	35.88	+1.4	+4.2	+8.4/A
EnergyC m	EE	32.85	+1.3	+3.7	+7.6/B
EnergyI	EE	37.85	+1.4	+4.4	+8.7/A
EnergyM m	EE	36.67	+1.3	+4.0	+8.1/A
EquityGrowthA m	LG	12.87	+3.2	+17.9	+18.2/B
EquityGrowthC m	LG	10.97	+3.1	+17.2	+17.3/B
EquityGrowthI	LG	14.11	+3.3	+18.1	+18.6/A
EquityGrowthM m	LG	12.63	+3.2	+17.6	+17.9/B
EquityIncomeA m	LV	33.39	+.9	+4.4	+12.3/D
EquityIncomeC m	LV	33.58	+.8	+3.8	+11.4/E
EquityIncomeI	LV	34.92	+.9	+4.6	+12.6/D
EquityIncomeM m	LV	34.13	+.9	+4.2	+12.0/D
EquityValueA m	LV	19.59	+1.2	+3.2	+11.0/E
FinancialSvcsA m	SF	22.33	+.8	+2.1	+14.6/B
FinancialSvcsC m	SF	20.84	+.7	+1.5	+13.7/C
FinancialSvcsM m	SF	22.07	+.7	+1.9	+14.3/C
FltngRtHiIncA m	BL	9.66	+.6	+3.2	+4.4/C
FltngRtHiIncC m	BL	9.65	+.6	+2.5	+3.6/D
FltngRtHiIncI	BL	9.63	+.7	+3.2	+4.6/B
FltngRtHiIncM m	BL	9.64	+.6	+3.1	+4.3/C
Freedom2005A m	TA	11.76	...	+.7	+5.5/D
Freedom2005I	TA	11.84	...	+.8	+5.8/C
Freedom2010A m	TA	12.27	+.3	+1.4	+6.6/A
Freedom2010M m	TA	12.21	+.2	+1.1	+6.3/B
Freedom2015A m	TD	12.43	+.6	+1.9	+7.6/A
Freedom2015C m	TD	12.29	+.5	+1.3	+6.8/C
Freedom2015I	TD	12.54	+.6	+2.2	+7.9/A
Freedom2015M m	TD	12.39	+.5	+1.7	+7.4/A
Freedom2020A m	TE	13.62	+.7	+2.4	+8.3/A
Freedom2020C m	TE	13.48	+.6	+1.8	+7.5/B
Freedom2020I	TE	13.74	+.7	+2.6	+8.6/A
Freedom2020M m	TE	13.61	+.7	+2.2	+8.1/A
Freedom2025A m	TG	13.71	+.9	+2.8	+9.0/B
Freedom2025C m	TG	13.48	+.8	+2.3	+8.2/C
Freedom2025I	TG	13.85	+.9	+3.0	+9.3/A
Freedom2025M m	TG	13.73	+.9	+2.6	+8.8/B
Freedom2030A m	TH	14.98	+1.3	+3.7	+10.6/A
Freedom2030C m	TH	14.69	+1.2	+3.1	+9.8/B
Freedom2030I	TH	15.08	+1.3	+3.9	+10.9/A
Freedom2030M m	TH	14.89	+1.2	+3.5	+10.3/A
Freedom2035A m	TI	14.77	+1.7	+4.7	+11.8/A
Freedom2035C m	TI	14.33	+1.6	+4.1	+11.0/B
Freedom2035I	TI	14.89	+1.7	+4.9	+12.1/A
Freedom2035M m	TI	14.62	+1.7	+4.5	+11.5/A
Freedom2040A m	TJ	15.86	+1.9	+5.0	+12.0/A
Freedom2040C m	TJ	15.42	+1.8	+4.4	+11.2/C
Freedom2040I	TJ	15.97	+1.8	+5.2	+12.3/A
Freedom2040M m	TJ	15.77	+1.9	+4.9	+11.7/B
Freedom2045A m	TK	12.37	+1.9	+5.0	+12.0/B
Freedom2045I	TK	12.46	+1.9	+5.2	+12.3/A
Freedom2045M m	TK	12.26	+1.9	+4.9	+11.7/C
Freedom2050A m	TN	12.34	+1.8	+5.0	+12.0/B
Freedom2050I	TN	12.43	+1.9	+5.1	+12.3/B
Freedom2050M m	TN	12.26	+1.8	+4.8	+11.7/C
Freedom2055A m	TL	13.60	+1.9	+5.0	+12.0/B
Freedom2055I	TL	13.67	+1.9	+5.2	+12.3/B
FreedomIncomeA m	RI	10.87	-.3	+.1	+4.2/D
FreedomIncomeI	RI	10.90	-.2	+.2	+4.4/C
GlblCapApprecI	SW	19.52	+1.5	+1.5	+11.6/C
GlobalCmdtyStkI	SN	13.61	+4.3	+3.3	+13.0/A
GovernmentIncA m	GI	9.90	-1.1	-2.0	-.1/D
GovernmentIncC m	GI	9.90	-1.1	-2.5	-.8/E
GovernmentIncI	GI	9.90	-1.0	-1.8	+.2/B
GovernmentIncM m	GI	9.90	-1.1	-1.9	.../D
Growth&IncomeA m	LB	30.73	+2.6	+8.3	+14.8/C
Growth&IncomeC m	LB	28.73	+2.6	+7.7	+14.0/D
Growth&IncomeI	LB	31.39	+2.6	+8.5	+15.2/C
Growth&IncomeM m	LB	30.72	+2.6	+8.1	+14.6/C
GrowthOppsA m	LG	82.42	+3.7	+27.3	+21.0/A
GrowthOppsC m	LG	71.97	+3.6	+26.6	+20.1/A
GrowthOppsI	LG	88.32	+3.7	+27.6	+21.3/A
GrowthOppsM m	LG	81.82	+3.7	+27.1	+20.7/A
HealthCareA m	SH	53.28	+3.8	+24.9	+10.7/B
HealthCareC m	SH	42.69	+3.7	+24.3	+9.8/B
HealthCareI	SH	57.87	+3.8	+25.2	+11.0/A
HealthCareM m	SH	49.81	+3.8	+24.7	+10.4/B
HighIncAdvtgA m	HY	11.39	+.7	+3.1	+7.7/A
HighIncAdvtgC m	HY	11.37	+.6	+2.5	+6.9/A
HighIncAdvtgI	HY	10.68	+.7	+3.3	+8.0/A
HighIncAdvtgM m	HY	11.46	+.7	+3.2	+7.7/A
HighIncomeA m	HY	7.73	+.5	+1.3	+5.4/C
HighIncomeC m	HY	7.71	+.4	+.9	+4.6/E
HighIncomeI	HY	7.75	+.5	+1.6	+5.6/C
HighIncomeM m	HY	7.72	+.5	+1.4	+5.4/C
IndustrialsA m	ID	44.77	+4.4	+6.8	+15.9/C
IndustrialsC m	ID	39.97	+4.4	+6.3	+15.0/D
IndustrialsI	ID	47.12	+4.5	+7.0	+16.2/B
IndustrialsM m	ID	43.73	+4.4	+6.6	+15.6/C
IntermMuniIncA m	MI	10.16	-.6	-.7	+1.6/D
IntermMuniIncI	MI	10.17	-.6	-.5	+1.8/C
IntlCapitalAppA m	FG	19.73	+2.0	-.2	+10.2/B
IntlCapitalAppC m	FG	17.36	+1.9	-.7	+9.4/C
IntlCapitalAppM m	FG	19.22	+2.0	-.3	+9.9/B
IntlDiscvA m	FG	44.23	+2.2	-2.6	+7.0/E
IntlDiscvI	FG	44.46	+2.3	-2.4	+7.3/D
IntlGrA m	FG	13.85	+2.4	+1.8	+9.1/C
IntlGrC m	FG	13.56	+2.3	+1.2	+8.2/D
IntlGrI	FG	13.93	+2.4	+2.0	+9.4/C
IntlSmCapOppsI	FR	19.24	+2.4	-.4	+11.4/B
IntlSmallCapA m	FQ	28.36	+2.4	-3.5	+11.6/A
IntlSmallCapI	FQ	29.09	+2.4	-3.3	+12.0/A
InvestmentGrBdA m	CI	7.65	-1.0	-1.9	+1.6/B
InvestmentGrBdI	CI	7.66	-1.0	-1.8	+1.8/B
LargeCapA m	LB	36.44	+3.1	+9.6	+15.7/B
LargeCapC m	LB	32.90	+3.1	+9.0	+14.8/C
LargeCapI	LB	38.16	+3.2	+9.7	+16.0/B
LargeCapM m	LB	36.31	+3.1	+9.3	+15.4/B
LeveragedCoStkA m	MB	40.50	+1.0	+4.5	+9.6/D
LeveragedCoStkC m	MB	35.55	+.9	+3.9	+8.7/E
LeveragedCoStkI	MB	41.56	+1.0	+4.7	+9.9/D
LeveragedCoStkM m	MB	38.99	+1.0	+4.3	+9.3/D
LimitedTermBdA m	CS	11.24	-.3	-.3	+.9/C
LimitedTermBdC m	CS	11.22	-.3	-.8	+.2/E
LimitedTermBdI	CS	11.27	-.3	-.1	+1.2/B
LimitedTermBdM m	CS	11.25	-.3	-.2	+.9/C
LtdTermMuniIncA m	MS	10.43	-.5	...	+.6/D
LtdTermMuniIncI	MS	10.41	-.4	+.1	+.8/C
MaterialsA m	SN	82.65	+.8	-4.0	+11.1/B
MaterialsC m	SN	79.47	+.7	-4.5	+10.2/C
MaterialsI	SN	82.96	+.8	-3.8	+11.4/A
MegaCapStockA m	LB	17.03	+2.9	+9.2	+15.0/C
MegaCapStockI	LB	17.23	+2.9	+9.4	+15.3/B
MidCapIIA m	MB	22.01	+1.7	+7.1	+12.6/B
MidCapIIC m	MB	19.51	+1.6	+6.5	+11.8/C
MidCapIII	MB	22.73	+1.7	+7.3	+13.0/B
MidCapIIM m	MB	21.43	+1.6	+6.9	+12.4/C
MidCapValueA m	MV	24.61	+.3	-1.9	+8.8/E
MortgageSecI	CI	10.77	-.9	-1.5	+.8/D
NewInsA m	LG	34.97	+2.9	+13.9	+16.7/C
NewInsC m	LG	30.53	+2.8	+13.3	+15.8/D
NewInsI	LG	35.78	+2.9	+14.1	+17.0/C
NewInsM m	LG	33.78	+2.8	+13.7	+16.4/C
NewInsZ	LG	35.84	+2.9	+14.2	+17.1/C
OverseasA m	FG	24.99	+3.2	+.6	+7.8/D
OverseasI	FG	25.55	+3.2	+.8	+8.1/D
OverseasM m	FG	25.65	+3.2	+.4	+7.6/D
RealEstateA m	SR	22.20	-1.6	+2.7	+6.3/D
RealEstateI	SR	22.40	-1.6	+2.9	+6.6/D
RealEstateM m	SR	22.18	-1.6	+2.5	+6.1/D
RlEstIncA m	SR	11.78	-.3	+2.4	+6.9/C
RlEstIncC m	SR	11.66	-.3	+1.9	+6.1/D
RlEstIncI	SR	11.80	-.3	+2.6	+7.1/C
RlEstIncM m	SR	11.79	-.3	+2.4	+6.8/C
SCGrthA m	SG	26.75	+2.8	+23.2	+18.5/A
SCGrthC m	SG	23.75	+2.8	+22.5	+17.6/B
SCGrthI	SG	28.02	+2.9	+23.4	+18.8/A
SCGrthM m	SG	25.87	+2.9	+23.0	+18.2/B
SCValueA m	SV	17.00	-.4	+3.8	+11.9/D
SCValueI	SV	17.37	-.4	+4.0	+12.2/D
SCValueM m	SV	16.52	-.4	+3.7	+11.6/D
SeriesGrOpps	LG	16.48	+3.8	+29.4	+22.1/A
SeriesSmallCap	SB	12.76	+.2	+7.1	+9.6/E
SmallCapA m	SB	27.41	+.1	+6.2	+9.0/E
SmallCapC m	SB	20.56	+.1	+5.6	+8.1/E
SmallCapI	SB	30.12	+.2	+6.4	+9.3/E
SmallCapM m	SB	25.32	+.2	+6.0	+8.7/E
StgInc	MU	12.18	+.3	NA	NA
StgIncA m	MU	12.01	+.2	-.4	+4.4/B
StgIncC m	MU	11.98	+.2	-.8	+3.6/C
StgIncI	MU	12.18	+.3	-.2	+4.7/A
StgIncM m	MU	12.01	+.3	-.3	+4.4/B
StockSelAllCpA m	LG	48.81	+2.7	+10.9	+16.0/C
StockSelAllCpI	LG	48.86	+2.8	+11.1	+16.3/C
StockSelAllCpK	LG	48.88	+2.8	+11.2	+16.4/C
StockSelAllCpM m	LG	48.73	+2.7	+10.7	+15.7/D
StockSlrMidCp	MG	44.51	+1.4	+11.4	+14.0/C
StockSlrMidCpA m	MG	42.65	+1.3	+11.2	+13.8/C
StockSlrMidCpC m	MG	38.79	+1.3	+10.6	+12.9/D
StockSlrMidCpI	MG	44.62	+1.4	+11.5	+14.1/C
StockSlrMidCpM m	MG	42.84	+1.3	+11.1	+13.5/C
StockSlrSmCpI	SB	30.18	+1.0	+13.7	+13.2/D
StratDiv&IncA m	AL	15.64	+.6	+4.3	+10.7/B
StratDiv&IncC m	AL	15.55	+.5	+3.7	+9.9/D
StratDiv&IncI	AL	15.70	+.6	+4.5	+11.0/B
StratDiv&IncM m	AL	15.62	+.5	+4.1	+10.4/C
StrategicRlRetI	XY	8.86	-.1	+.8	+3.4/D
TechnologyA m	ST	62.67	+4.4	+17.1	+28.3/A
TechnologyC m	ST	53.07	+4.3	+16.4	+27.3/B
TechnologyM m	ST	59.39	+4.4	+16.8	+27.9/A
TotalBondA m	CI	10.31	-.8	-1.5	+2.1/A
TotalBondC m	CI	10.31	-.9	-2.1	+1.3/C
TotalBondI	CI	10.29	-.7	-1.4	+2.4/A
TotalBondM m	CI	10.29	-.8	-1.5	+2.1/A
UtilitiesA m	SU	32.11	-1.0	+10.6	+14.0/A
UtilitiesC m	SU	31.33	-1.0	+10.0	+13.2/A
UtilitiesI	SU	32.80	-.9	+10.8	+14.3/A
ValueA m	MV	26.37	+1.4	+3.2	+10.3/D
ValueStratsA m	LV	37.01	+.8	+2.3	+10.4/E
ValueStratsI	LV	40.50	+.8	+2.5	+10.6/E
ValueStratsK	LV	43.12	+.8	+2.6	+10.8/E
ValueStratsM m	LV	38.89	+.8	+2.1	+10.1/E

Fidelity Select

AdvisorGoldC m	SP	14.94	+1.0	-21.3	+5.7/E
AirTransp	ID	84.66	+2.1	+6.4	+16.3/B
Banking	SF	34.44	-.2	+5.3	+16.3/B
Biotechnology	SH	24.07	+4.6	+14.4	+1.1/E
Brkrg&InvmtMgmt	SF	77.63	+.8	-.2	+12.4/D
Chemicals	SN	16.42	+.5	-1.8	+18.6/A
CommsEquip	ST	40.42	+3.3	+19.5	+17.2/E
Computers	ST	102.33	+3.1	+15.5	+21.4/D
Const&Hsg	MG	63.03	+4.9	+2.1	+11.4/E
ConsumerDiscret	CD	47.92	+3.3	+17.5	+15.2/A
ConsumerFinance	SF	16.80	+2.2	+8.3	+13.9/C
ConsumerStaples	CC	83.47	+.3	-3.8	+6.1/C
Defense&Aero	ID	18.66	+3.9	+15.1	+24.5/A
Energy	EE	46.73	+1.3	+4.6	+8.8/A
EnergyService	EE	45.15	+2.5	-.4	+2.7/C
Envir&AltEngy	ID	26.07	+2.9	+1.2	+16.6/A
FinancialSvcs	SF	11.41	+.8	+2.4	+14.9/B
Gold	SP	16.45	+1.0	-20.8	+6.7/D
HealthCare	SH	26.98	+3.8	+25.0	+10.7/B
HealthCareSvcs	SH	106.08	+3.2	+24.8	+15.2/A
ITServices	ST	67.36	+4.3	+25.6	+22.4/D
Industrials	ID	37.72	+4.5	+7.0	+16.1/C
Insurance	SF	70.82	+3.4	+1.5	+13.5/C
Leisure	CD	16.09	+1.7	+2.5	+11.4/B
Materials	SN	83.13	+.8	-3.8	+11.4/B
MedTech&Devcs	SH	55.77	+6.2	+32.7	+23.2/A
Multimedia	CD	80.76	+3.6	+7.8	+9.9/D
NaturalGas	EE	25.30	+2.1	+6.2	+3.5/C
NaturalRes	EE	30.03	-.1	-.2	+6.5/B
Pharmaceuticals	SH	21.58	+2.2	+17.0	+1.7/E
Retailing	CD	16.70	+4.1	+26.5	+20.6/A
Semicon	ST	11.34	+2.9	+7.5	+28.6/A
Swre&ITSvcs	ST	19.74	+2.5	+21.5	+26.7/B
Technology	ST	18.82	+4.4	+16.5	+28.3/A
Telecom	SC	60.88	+1.9	+4.9	+11.0/A
Transportation	ID	108.11	+1.9	+9.1	+16.4/B
Utilities	SU	87.87	-.9	+10.7	+14.4/A
Wireless	SC	10.80	+2.6	+7.7	+14.2/A

Fiera Capital

STRONGNtnCcyIns	CR	16.44	+.6	-2.8	-.4/D
SmMidCapGrInstl	MG	22.81	+2.0	+12.3	+12.0/D

First Eagle

GlbA m	IH	59.55	+1.7	+.8	+9.2/A
GoldA m	SP	13.37	-.6	-21.0	+3.8/E
OverseasA m	FB	24.03	+1.5	-2.7	+6.1/E
USValA m	LB	20.93	+1.8	+4.2	+11.3/E
USValI	LB	21.29	+1.8	+4.4	+11.6/E
ofAmericaI	MB	36.28	+.8	-.3	+5.5/E
ofAmericaY b	MB	36.12	+.8	-.5	+5.2/E

First Investors

EqIncA m	LV	11.31	+1.7	+4.9	+12.4/D
ForIncA m	HY	2.44	+.4	+1.3	+5.0/D
GlbA m	WS	8.83	+2.7	+5.6	+10.3/D
GovtA m	GI	10.04	-.5	-2.0	-.6/E
GrandIncA m	LV	24.78	+2.2	+4.8	+11.4/E
IntlA m	FG	16.15	+.7	-1.5	+8.5/C
InvmGradeA m	TW	9.16	-.8	-2.5	+1.7/E
OppA m	MB	42.67	-.3	+2.5	+9.1/E
SelGrA m	LG	13.62	+2.1	+14.2	+16.8/C
SpecSitsA m	SV	33.37	-.1	+4.4	+11.4/D
TEIncA m	MI	9.08	-.8	-1.1	+1.1/E
TENYA m	MY	13.66	-.8	-1.3	+1.2/E
TEOppsA m	ML	15.92	-.9	-1.7	+1.4/E
TtlRetA m	MA	20.44	+1.1	+1.7	+6.8/E

First Western

FI	CI	9.55	-.6	-.6	+2.2/A
ShrtDrBd	CS	9.79	-.1	+.7	+1.6/B

Firsthand

TechOpps	ST	12.74	+3.1	+27.7	+28.6/A

Fort Pitt

CptlTtlRet d	LB	28.06	+2.8	+7.6	+17.1/A

Franklin Templeton

| | | | | | |
|---|---|---|---|---

Continued from **previous page**

Mutual Funds

Name	Obj	NAV	4-wk Rtn	YTD Rtn	3-yr Rtn/Rk
CptlApprecA m	LB	41.48	+2.1	+10.5	+12.8/E
CptlApprecC m	LB	32.12	+2.0	+9.9	+12.0/E
CptlApprecI	LB	41.69	+2.1	+10.7	+13.2/D
CptlApprecR3 b	LB	45.61	+2.1	+10.2	+12.5/E
CptlApprecR4 b	LB	47.03	+2.1	+10.4	+12.8/E
CptlApprecY	LB	48.23	+2.1	+10.7	+13.2/D
DiscpEqHLSIA	LB	15.82	+2.4	+12.4	+14.8/C
DiscpEqHLSIB b	LB	15.61	+2.3	+12.2	+14.5/C
DivandGrA m	LV	27.59	+2.6	+7.8	+15.0/A
DivandGrC m	LV	26.62	+2.6	+7.2	+14.1/B
DivandGrHLSIA	LV	23.21	+2.7	+8.1	+15.5/A
DivandGrHLSIB b	LV	23.05	+2.7	+7.9	+15.2/A
DivandGrI	LV	27.47	+2.7	+7.9	+15.2/A
DivandGrR3 b	LV	27.93	+2.6	+7.5	+14.6/B
DivandGrR4 b	LV	28.13	+2.6	+7.7	+14.9/A
DivandGrR5	LV	28.26	+2.7	+7.9	+15.3/A
DivandGrY	LV	28.27	+2.7	+8.0	+15.4/A
EmMktsEqY	EM	9.09	+1.2	-8.5	+11.2/A
EmMktsLclDbtI	XP	5.55	-.1	-10.7	+3.7
EmMktsLclDbtY	XP	5.52	-.1	-10.6	+3.8
EqIncA m	LV	20.89	+1.7	+3.8	+14.2/B
EqIncC m	LV	20.75	+1.6	+3.2	+13.4/C
EqIncI	LV	20.78	+1.7	+3.9	+14.5/B
EqIncR3 b	LV	20.90	+1.7	+3.5	+13.8/B
EqIncR4 b	LV	20.94	+1.7	+3.7	+14.2/B
EqIncY	LV	21.10	+1.7	+4.0	+14.6/B
FltngRtA m	BL	8.73	+.6	+3.1	+4.8/B
FltngRtC m	BL	8.72	+.5	+2.6	+4.1/C
FltngRtHiIncA m	BL	10.06	+.6	+3.3	+5.5/A
FltngRtHiIncC m	BL	10.06	+.5	+2.7	+4.7/B
FltngRtHiIncI	BL	10.07	+.6	+3.5	+5.8/A
FltngRtI	BL	8.74	+.6	+3.3	+5.1/A
FltngRtY	BL	8.72	+.6	+3.3	+5.2/A
GlbAllAsstA m	IH	10.50	-.1	-2.1	+6.5
GlbAllAsstC m	IH	10.32	-.1	-2.7	+5.7
GlbAllAsstI	IH	10.55	-.1	-2.0	+6.8
GlbCptlApprecA m	WS	19.44	+2.0	+3.4	+9.0/E
GlbCptlApprecC m	WS	17.73	+2.0	+2.8	+8.2/E
GlbCptlApprecI	WS	20.06	+2.0	+3.6	+9.3/D
GlbGrHLSIA	WS	28.96	+3.1	+13.5	+16.8/A
GlbGrHLSIB b	WS	28.68	+3.1	+13.3	+16.5/A
GlbRlAsstY	IH	9.44	+1.8	+.1	+8.1/A
GrAllcA m	AL	12.89	+1.1	+4.4	+8.8
GrAllcC m	AL	12.63	+1.0	+3.8	+8.0
GrOppsA m	LG	51.80	+3.7	+21.1	+17.0/C
GrOppsC m	LG	33.17	+3.7	+20.5	+16.2/C
GrOppsHLSIA	LG	40.88	+3.7	+21.6	+17.7/B
GrOppsHLSIB b	LG	38.97	+3.7	+21.4	+17.4/B
GrOppsI	LG	54.15	+3.8	+21.4	+17.3/B
GrOppsR4 b	LG	54.61	+3.7	+21.1	+17.0/C
GrOppsY	LG	57.74	+3.8	+21.4	+17.4/B
HCA m	SH	38.28	+2.8	+14.2	+8.0/B
HCC m	SH	31.18	+2.8	+13.5	+7.2/C
HCHLSIA	SH	24.17	+2.8	+14.4	+8.4/B
HCI	SH	40.20	+2.9	+14.4	+8.3/B
HCY	SH	43.73	+2.9	+14.4	+8.5/B
HYA m	HY	7.32	+.8	+1.7	+5.7/B
HYC m	HY	7.30	+.8	+1.1	+4.9/D
HYHLSIA	HY	7.85	+.8	+1.7	+6.2/B
HYHLSIB b	HY	7.72	+.7	+1.6	+5.9/B
InflPlusA m	IP	10.42	-.5	-.7	+1.4
InflPlusC m	IP	9.96	-.6	-1.2	+.6
InflPlusI	IP	10.61	-.6	-.5	+1.6
IntlGrA m	FG	15.40	+.9	+.3	+9.4/C
IntlOppsA m	FB	16.38	+1.4	-3.4	+6.7/D
IntlOppsC m	FB	14.24	+1.4	-4.0	+5.9/E
IntlOppsHLSIA	FB	16.57	+1.5	-3.2	+7.4/C
IntlOppsHLSIB b	FB	16.79	+1.4	-3.4	+7.1/C
IntlOppsI	FB	16.30	+1.4	-3.2	+7.1/D
IntlOppsR4 b	FB	16.93	+1.4	-3.4	+6.8/D
IntlOppsR5	FB	17.11	+1.4	-3.2	+7.1/C
IntlOppsY	FB	17.21	+1.4	-3.2	+7.2/C
IntlSmCoA m	FR	16.07	+3.8	-3.8	+7.9/E
IntlSmCoY	FR	16.40	+3.9	-3.5	+8.4/E
IntlValY	FV	16.95	+3.6	-3.9	+11.4/A
MidCpA m	MG	33.92	+1.7	+13.0	+15.5/B
MidCpC m	MG	24.75	+1.6	+12.3	+14.7/B
MidCpHLSIA	MG	41.59	+1.7	+13.3	+16.0/B
MidCpHLSIB b	MG	40.49	+1.7	+13.1	+15.7/B
MidCpI	MG	34.90	+1.7	+13.2	+15.8/B
MidCpR3 b	MG	37.63	+1.7	+12.7	+15.2/B
MidCpR4 b	MG	39.07	+1.7	+13.0	+15.5/B
MidCpR5	MG	40.13	+1.7	+13.2	+15.9/B
MidCpValA m	MB	16.44	+1.2	+4.6	+10.4/D
MidCpValHLSIA	MB	12.32	+1.2	+4.9	+10.9/D
MidCpValHLSIB b	MB	12.23	+1.2	+4.8	+10.6/D
MidCpY	MG	40.50	+1.7	+13.3	+16.0/B
ModAllcA m	MA	12.40	+.6	+2.6	+7.1
ModAllcC m	MA	12.14	+.6	+2.0	+6.3
MuniOppsA m	MI	8.44	-.6	+.1	+2.4/B
MuniOppsC m	MI	8.45	-.7	-.4	+1.7/C
MuniOppsI	MI	8.46	-.6	+.3	+2.7/A
QualityValueA m	LV	21.67	+2.7	+6.3	+12.0/D
SchrEMEqA m	EM	15.26	+.8	-8.5	+11.5/A
SchrEMEqI	EM	15.26	+.9	-8.3	+11.8/A
SchrInStkI	FB	13.25	+2.7	+.1	+9.6/A
SchrUSSCOpI	SG	29.68	+1.4	+9.0	+13.8/D
SchrUSSMCOpI	MB	15.70	+2.2	+6.0	+12.7/B
ShrtDurA m	CS	9.72	...	+.6	+1.7/A
ShrtDurC m	CS	9.72	-.1	+.1	+.9/C
ShrtDurI	CS	9.74	+.1	+.8	+2.0/A
SmCoA m	SG	25.50	+3.4	+20.9	+12.7/E
SmCoHLSIA	SG	23.39	+3.4	+21.9	+13.5/D
SmCoHLSIB b	SG	21.58	+3.3	+21.6	+13.2/E
SmCpCorA m	SB	15.09	-1.2	+10.1	+11.2/D
SmCpGrA m	SG	63.99	+1.8	+14.6	+13.6/D
SmCpGrHLSIA	SG	34.86	+1.8	+15.0	+14.2/D
SmCpGrHLSIB b	SG	33.82	+1.7	+14.8	+13.9/D
SmCpGrI	SG	66.25	+1.8	+14.9	+13.9/D
SmCpGrY	SG	69.76	+1.8	+14.9	+14.1/D
SmMidCpEqHLSIA	SB	8.69	...	+9.0	+12.4/D
StkHLSIA	LB	88.16	+3.2	+10.9	+15.0/C
StkHLSIB b	LB	87.97	+3.2	+10.7	+14.7/C
StratIncA m	MU	8.51	+.1	-.7	+4.8
StratIncC m	MU	8.54	...	-1.4	+4.0
StratIncI	MU	8.54	+.1	-.6	+5.0
TtlRetBdA m	CI	10.01	-.8	-1.8	+1.8
TtlRetBdC m	CI	10.07	-.8	-2.3	+1.1
TtlRetBdHLSIA	CI	10.67	-.8	-1.5	+2.3
TtlRetBdHLSIB b	CI	10.62	-.8	-1.7	+2.1
TtlRetBdY	CI	10.14	-.7	-1.5	+2.2
USGovtSecHLSIA	CI	9.89	-.6	-.8	+.6
USGovtSecHLSIB b	CI	9.89	-.5	-1.0	+.3
UltrShrtBdHLSIA	UB	10.05	+.2	+1.1	+1.0/D
UltrShrtBdHLSIB b	UB	10.05	+.1	+.9	+.7/E
ValHLSIA	LV	15.42	+2.3	+4.8	+12.5/D
ValHLSIB b	LV	15.37	+2.3	+4.7	+12.2/D
WldBdA m	IB	10.65	-.3	+1.7	+1.6
WldBdC m	IB	10.43	-.4	+1.2	+.8
WldBdI	IB	10.73	-.3	+2.0	+1.8
WldBdY	IB	10.75	-.3	+1.9	+1.9

Heartland

SelValInv m	MV	30.77	+1.5	+9.5	+14.6/A
ValInv m	SV	42.82	-.1	+4.0	+9.9/E
ValPlusInv m	SV	36.90	+1.0	+10.9	+15.7/A

Hennessy

CrnrstnGrInv b	SB	24.78	+.5	+2.6	+8.1/E
CrnrstnLgGrInv b	LV	13.01	+.8	+6.1	+12.8/C
CrnrstnMC30Ins	MB	19.26	-3.2	-4.9	+3.4/E
CrnrstnMC30Inv b	MB	18.71	-3.2	-5.2	+3.0/E
CrnrstnValInv b	LV	20.57	+1.2	+4.5	+14.7/A
EqandIncInstl	MA	15.77	+1.6	+4.7	+8.9
EqandIncInv b	MA	16.71	+1.5	+4.4	+8.4
FocInstl	MG	95.67	+.8	+5.5	+11.6/E
FocInv b	MG	92.97	+.8	+5.2	+11.2/E
GasUtilityInv b	SU	29.55	-1.2	+1.6	+7.3/E
JapanInstl	JS	38.89	+7.2	+8.6	+20.7/A
JapanInv b	JS	37.73	+7.1	+8.3	+20.3/A
SmCpFinclInv b	SF	25.01	-1.4	+3.7	+13.4/C
TtlRetInv b	MA	13.94	+1.6	+4.1	+11.7/A

Highland

FIA m	CI	12.69	-.2	+.3	+2.8/A
FIY	CI	12.68	-.2	+.5	+3.1/A
GlbAllcA m	IH	8.80	-2.1	+7.5	+5.8/D
PremGrEqA m	LG	28.52	+3.0	+5.6	+13.7/E

Hodges

Retail m	MG	50.20	+3.1	+1.3	+13.4/C
SmCpRetail m	SB	21.76	+4.1	+12.3	+10.2/E

Homestead

ShrtTrmBd	CS	5.17	...	+1.1	+1.5/B
ShrtTrmGovtSec	GS	5.11	-.3	+.2	+.4/B
SmCoStk	SB	43.63	+.7	-.2	+9.4/E
StkIdx	LB	22.08	+2.1	+9.9	+15.8
Val	LV	59.16	+3.4	+7.9	+16.2/A

Hood River

SmCpGrInstl d	SG	46.24	+4.1	+22.5	+18.3/A

Hotchkis & Wiley

DiversValInstl	LV	20.14	+3.3	+6.9	+14.9/A
HYA m	HY	11.90	+.7	+1.7	+6.2/B
HYI d	HY	11.98	+.8	+1.9	+6.5/A
LgCpValA m	LV	35.65	+3.4	+6.6	+14.7/A
LgCpValI	LV	35.90	+3.4	+6.8	+15.0/A
MidCpValA m	MV	40.83	+2.0	+10.3	+11.4/C
MidCpValI	MV	41.53	+2.0	+10.5	+11.6/C
SmCpValA m	SV	66.02	+1.6	+9.9	+11.2/D
SmCpValI	SV	66.48	+1.7	+10.1	+11.5/D
ValOppsA m	XM	32.51	+2.7	+10.3	+13.5/A
ValOppsC m	XM	30.13	+2.6	+9.7	+12.6/B
ValOppsIns	XM	32.51	+2.7	+10.5	+13.8/A

Hussman

StratGr d	NE	6.07	-3.2	-3.2	-11.4/E
StratTtlRet d	TV	11.62	-.1	-2.9	+2.0/E

ICM

SmCo	SB	36.60	+.4	+10.7	+18.6/A

ICON

EmMktsS	EM	15.81	+2.2	-3.2	+6.5
EngyS	EE	12.71	+3.5	-.9	+4.3/C
HCS	SH	19.39	+1.8	+17.7	+8.9
InfrmatnTechS	ST	17.27	+.6	+8.0	+19.5
NatrlResS	SN	16.12	+5.2	+.9	+11.8

INVESCO

AmericanValA m	MV	40.59	+1.6	+9.4	+9.7/E
AmericanValC m	MV	33.30	+1.5	+8.8	+8.9/E
AsiaPacGrA m	PJ	33.25	+3.0	-6.0	+10.2/C
AsiaPacGrC m	PJ	30.50	+2.9	-6.6	+9.4/D
BalRkAllcA m	IH	10.57	-.6	-2.5	+5.7/D
BalRkAllcC m	IH	10.05	-.7	-3.0	+4.9/E
BalRkAllcR5	IH	10.74	-.6	-2.4	+6.0/D
BalRkAllcY	IH	10.74	-.6	-2.3	+6.0/D
ChtrA m	LB	19.19	+2.4	+6.3	+9.9/E
ChtrC m	LB	17.98	+2.4	+5.8	+9.1/E
ComStkA m	LV	28.38	+2.8	+6.7	+15.0/A
ComStkC m	LV	28.39	+2.7	+6.1	+14.1/B
CorpBdA m	TW	7.03	-.7	-2.3	+3.7/A
CorpBdC m	TW	7.08	-.7	-2.9	+2.9/C
DivIncA m	LV	24.22	+.2	+.7	+9.6/E
DivIncInv b	LV	24.45	+.2	+.7	+9.6/E
DiversDivA m	LV	20.61	+.4	+2.7	+9.1/E
DiversDivC m	LV	20.36	+.3	+2.2	+8.2/E
DiversDivInv b	LV	20.59	+.4	+2.8	+9.1/E
DvlpngMktsA m	EM	31.91	+1.0	-15.2	+9.7/C
DvlpngMktsC m	EM	30.99	+.9	-15.7	+8.9/C
EndeavorA m	MB	20.69	+2.6	+2.9	+11.3/C
EngyA m	EE	25.86	+2.6	+2.8	+2.3/D
EngyC m	EE	22.06	+2.6	+2.2	+1.6/D
EngyInv b	EE	25.75	+2.6	+2.8	+2.3/D
EqWtSP500A m	LB	64.83	+2.1	+8.1	+14.2/C
EqWtSP500C m	LB	61.91	+2.0	+7.6	+13.4/D
EqWtSP500Y	LB	65.52	+2.1	+8.3	+14.5/C
EqandIncA m	MA	11.17	+1.5	+3.0	+10.0/A
EqandIncC m	MA	10.97	+1.5	+2.5	+9.2/B
EuropeanGrA m	ES	38.89	+1.8	-5.7	+5.7/D
EuropeanGrC m	ES	36.05	+1.7	-6.2	+4.9/E
EuropeanGrInv b	ES	38.80	+1.8	-5.7	+5.8/D
EuropeanSmCoA m	ES	16.07	+1.9	-3.1	+10.3/A
Exch	LV	613.02	+3.2	+8.3	+13.0/C
FltngRtA m	BL	7.59	+.7	+3.4	+4.8/B
FltngRtC m	BL	7.55	+.6	+2.9	+4.3/C
GlbCorEqA m	WS	16.22	+1.8	+.1	+9.7/D
GlbCorEqC m	WS	15.37	+1.7	-.5	+8.8/E
GlbGrA m	WS	31.81	+1.7	-.5	+7.9/E
GlbLwVlEqYldA m	WS	13.89	-1.9	+1.3	+7.7/E
GlbRlEsttA m	GR	13.37	-.1	+.5	+6.0/C
GlbSmMidCpGrA m	SW	19.72	+1.6	-.4	+8.1/E
GldPrcMtlsA m	SP	3.28	+3.1	-21.2	+5.8/E
GldPrcMtlsInv b	SP	3.29	+2.8	-21.3	+5.7/E
GrAllcA m	AL	16.48	+.7	+2.0	+9.0
GrAllcC m	AL	16.25	+.7	+1.4	+8.2
GrandIncA m	LV	27.87	+2.5	+4.5	+13.6/B
GrandIncC m	LV	27.55	+2.4	+3.9	+12.8/C
HCA m	SH	39.97	+3.3	+12.4	+2.7/D
HCC m	SH	27.66	+3.2	+11.8	+1.9/E
HCInv b	SH	39.98	+3.3	+12.4	+2.7/E
HYA m	HY	4.10	+.6	+1.5	+4.9/D
HYC m	HY	4.08	+.6	+.7	+4.1/E
HYInv b	HY	4.10	+.6	+1.5	+5.0/D
HYMuniA m	HM	9.90	-.8	+1.0	+4.9/B
HYMuniC m	HM	9.87	-.9	+.4	+4.1/C
HYR5	HY	4.08	+.7	+1.4	+5.2/C
IncomeA m	GI	8.60	-.4	-1.0	+.5/A
IntermTrmMnIncA m	MI	10.92	-.5	-.1	+2.2/B
IntlAllcA m	FB	11.65	+1.3	-5.4	+7.2
IntlGrA m	FG	34.68	+1.9	-4.4	+6.2/E
IntlGrC m	FG	31.75	+1.8	-4.9	+5.4/E
IntlGrR5	FG	35.27	+1.9	-4.2	+6.6/E
IntlSmCoA m	FQ	18.26	+.2	-5.5	+10.8/C
LtdTrmMnIncA m	MS	11.15	-.4	...	+.9/C
LtdTrmMnIncA2 f	MS	11.16	-.4	+.2	+1.1/B
MidCpCorEqA m	MB	22.19	+2.1	+3.1	+8.7/E
MidCpCorEqC m	MB	13.08	+1.9	+2.4	+7.9/E
MidCpCorEqR b	MB	21.22	+2.0	+2.9	+8.5/E
MidCpGrA m	MG	43.13	+1.9	+14.2	+11.3/E
MidCpGrC m	MG	32.14	+1.8	+13.6	+10.5/E
ModAllcA m	MA	13.72	+.4	+1.4	+7.3
ModAllcC m	MA	13.62	+.4	+.8	+6.5
MuniIncA m	ML	13.01	-.9	-.5	+2.7/B
NYTxFrIncA m	MY	15.12	-.9	-.7	+2.0/C
PETxFrIncA m	MP	15.90	-.7	-.3	+2.5/B
QualIncA m	CI	11.43	-.9	-1.7	+.9/D
RlEsttA m	SR	21.52	-1.4	+2.1	+7.6/B
RlEsttC m	SR	21.42	-1.4	+1.6	+6.8/C
SP500IdxA m	LB	31.98	+2.7	+10.7	+16.1/B
SP500IdxC m	LB	30.75	+2.6	+10.1	+15.3/B
SP500IdxY	LB	32.40	+2.7	+10.9	+16.4/A
SelCoA m	SB	19.89	+2.1	+5.9	+14.3/C
SelCoC m	SB	16.68	+2.0	+5.3	+13.5/C
ShTBdA m	CS	8.47	-.2	+.4	+1.5/B
ShTBdC b	CS	8.47	-.1	+.2	+1.2/C
SmCpDiscvA m	SG	11.59	+2.7	+20.0	+14.1/D
SmCpEqA m	SB	16.60	+.4	+8.1	+10.2/E
SmCpEqC m	SB	13.28	+.3	+7.5	+9.3/E
SmCpGrA m	SG	43.27	+2.7	+16.0	+15.5/C
SmCpGrInv b	SG	45.48	+2.7	+16.0	+15.5/C
SmCpGrR b	SG	40.03	+2.6	+15.8	+15.2/C
SmCpGrR5	SG	48.86	+2.7	+16.3	+15.9/C
SmCpValA m	SV	19.22	+1.4	+1.4	+11.7/D
SmCpValC m	SV	13.74	+1.3	+.7	+10.8/E
SummitP b	LG	23.60	+4.1	+18.6	+18.0/B
TechA m	ST	53.48	+4.3	+20.9	+19.1/E
TechC m	ST	43.30	+4.2	+20.2	+18.2/E
TechInv b	ST	53.21	+4.3	+21.0	+19.2/D
TechSectA m	ST	26.76	+4.3	+21.1	+19.0/E

IVA

IntlA m	FQ	17.36	+1.2	-2.6	+5.4/E
IntlI d	FQ	17.41	+1.3	-2.4	+5.7/E
WldwideA m	IH	19.13	+1.6	+1.4	+7.0/B
WldwideC m	IH	18.65	+1.6	+.9	+6.2/D
WldwideI d	IH	19.22	+1.7	+1.6	+7.2/B

Intrepid

CptlInv m	MA	11.75	-.2	-1.7	+6.5/E
EnduranceInv m	SV	13.86	-.3	-2.0	+2.1/E

361

MgdFutsStratI	FF	11.87	+.9	+1.4	-.5/B
MgdFutsStratInv b	FF	11.68	+1.0	+1.2	-.8/C

InvestEd

Bal m	MA	12.08	+1.1	+3.7	+7.9/D
Cnsrv m	CA	10.94	+.5	+2.4	+5.1/E
Gr m	AL	13.21	+1.5	+4.8	+9.7/D

IronBridge

SMIDCp	MG	13.21	+1.4	+16.3	+13.5/C
SmCp	SG	19.88	+1.8	+16.1	+13.3/D

Ironclad Funds

MgdRk d	XR	10.96	+.1	+7.6	+4.9/C

Ivy

AsstStratA m	IH	24.87	+1.7	+5.1	+5.7/D
AsstStratB m	IH	23.37	+1.6	+4.5	+4.9/E
AsstStratC m	IH	23.55	+1.7	+4.6	+5.0/E
AsstStratI	IH	25.18	+1.8	+5.3	+6.0/D
AsstStratR b	IH	24.59	+1.7	+4.8	+5.4/D
AsstStratY b	IH	24.93	+1.7	+5.1	+5.8/D
BalA m	MA	26.46	+2.4	+7.2	+7.6/D
BalB m	MA	26.18	+2.3	+6.5	+6.8/E
BalC m	MA	26.28	+2.4	+6.6	+6.8/E
CorEqA m	LG	16.40	+2.2	+12.2	+13.0/E
CorEqC m	LG	14.02	+2.0	+11.4	+12.1/E
EmMktsEqA m	EM	18.30	+.8	-13.1	+10.3/B
EmMktsEqC m	EM	15.65	+.7	-13.6	+9.5/C
EmMktsEqI	EM	18.93	+.9	-12.9	+10.7/B
EmMktsEqY b	EM	18.66	+.8	-13.1	+10.4/B
EngyA m	EE	12.56	+2.4	+1.5	+2.5/D
EuropeanOppsA m	ES	32.71	+2.7	+.2	+5.9/C
EuropeanOppsI	ES	33.08	+2.8	+.5	+6.4/C
GlbBdA m	MU	9.52	-.3	-1.0	+3.4/C
GlbBdI	MU	9.52	-.2	-.8	+3.7/C
GlbGrA m	WS	50.54	+3.0	+11.1	+11.2/C
GlbGrI	WS	51.64	+3.0	+11.3	+11.6/C
GlbIncAllcA m	IH	15.37	+1.1	+1.2	+6.9/C
GlbIncAllcI	IH	15.51	+1.1	+1.4	+7.3/B
HiIncA m	HY	7.48	+.7	+3.6	+6.7/A
HiIncB m	HY	7.48	+.6	+3.1	+5.9/B
HiIncC m	HY	7.48	+.6	+3.1	+5.9/B
HiIncI	HY	7.48	+.7	+3.8	+6.9/A
HiIncY b	HY	7.48	+.7	+3.6	+6.7/A
IntlCorEqA m	FB	19.62	+1.7	-3.0	+6.9/D
IntlCorEqC m	FB	17.40	+1.6	-3.4	+6.2/D
IntlCorEqI	FB	19.77	+1.7	-2.8	+7.3/C
IntlCorEqY b	FB	19.76	+1.7	-2.9	+7.0/D
LgCpGrA m	LG	25.93	+3.4	+19.2	+17.2/B
LgCpGrC m	LG	21.52	+3.3	+18.5	+16.3/C
LgCpGrI	LG	27.28	+3.4	+19.4	+17.5/B
LtdTrmBdA m	CS	10.59	-.2	-.4	+.9/C
LtdTrmBdI	CS	10.59	-.2	-.3	+1.2/C
MgdIntlOppsA m	FB	11.58	+1.8	-2.6	+7.3/C
MicroCpGrA m	SG	33.41	+3.2	+32.2	+12.4/E
MidCpGrA m	MG	27.60	+2.6	+20.4	+17.0/B
MidCpGrC m	MG	23.44	+2.5	+19.8	+16.1/B
MidCpGrI	MG	29.76	+2.6	+20.7	+17.3/A
MidCpGrR b	MG	26.87	+2.5	+20.1	+16.6/B
MidCpGrY b	MG	28.83	+2.6	+20.4	+17.0/A
MuniBdA m	MI	11.57	-.4	-.1	+1.8/C
MuniHiIncA m	HM	5.01	-.4	+1.4	+2.8/E
MuniHiIncC m	HM	5.01	-.5	+.9	+2.1/E
MuniHiIncI	HM	5.01	-.4	+1.6	+3.1/E
NaturalResA m	SN	15.29	+1.6	-2.5	+4.1/E
NaturalResI	SN	16.03	+1.6	-2.1	+4.6/E
PzenaIntlValA m	WS	18.56	+3.5	-1.8	+7.6/E
SciAndTechA m	ST	74.14	+2.2	+16.6	+16.7/E
SciAndTechC m	ST	63.55	+2.2	+16.0	+15.8/E
SciAndTechY b	ST	78.19	+2.2	+16.6	+16.7/E
SciandTechI	ST	81.62	+2.2	+16.8	+17.0/E
SciandTechR b	ST	72.14	+2.2	+16.3	+16.3/E
SecCrBdA m	CI	10.41	-.7	-1.3	+2.2/A
SecReEsSecsA m	SR	24.41	-1.4	+1.5	+6.3/D
SecReEsSecsY b	SR	24.44	-1.4	+1.6	+6.4/D
SmCpGrA m	SG	21.39	+3.5	+20.0	+17.7/B
SmCpGrC m	SG	17.12	+3.4	+19.4	+16.9/B
SmCpGrInstl	SG	28.00	+3.6	+20.3	+18.1/B
SmCpGrY b	SG	26.41	+3.5	+20.0	+17.8/B
SmCpValA m	SB	21.56	...	+13.5	+17.7/A
TxMgdEqA m	LG	29.34	+3.3	+18.8	+15.5/D
ValA m	LV	26.04	+2.4	+9.9	+11.6/D

JPMorgan

CATaxFrBdA m	MF	10.58	-.7	-.4	+1.3/D
CATaxFrBdC m	MF	10.49	-.8	-.7	+.8/E
CATaxFrBdI	MF	10.35	-.7	-.3	+1.4/D
CPBondA m	CI	8.00	-.9	-1.7	+1.7/B
CPBondC m	CI	8.05	-.8	-2.1	+1.1/D
CPBondI	CI	8.00	-.9	-1.4	+2.0/B
CPBondR6	CI	8.01	-.7	-1.3	+2.0/A
CoreBondA m	CI	11.19	-1.0	-1.8	+1.0/D
CoreBondC m	CI	11.26	-1.1	-2.2	+.4/E
CoreBondI	CI	11.19	-.9	-1.6	+1.3/C
CoreBondR5	CI	11.17	-.9	-1.5	+1.4/C
CoreBondR6	CI	11.20	-.9	-1.5	+1.5/C
DiversifiedA m	MA	17.71	+.9	+1.0	+8.1/D
DiversifiedI	MA	17.82	+.9	+1.3	+8.3/C
DiversifiedL	MA	17.80	+.9	+1.4	+8.6/C
EmMktsEqA m	EM	25.93	-1.0	-10.9	+11.8/A
EmMktsEqC m	EM	25.12	-1.0	-11.2	+11.2/A
EmMktsEqI	EM	26.58	-.9	-10.8	+12.1/A
EmMktsEqL	EM	26.78	-.9	-10.7	+12.2/A
EqIncA m	LV	18.10	+2.2	+6.9	+14.5/B
EqIncI	LV	18.41	+2.2	+7.1	+14.8/A
EquityIndexA m	LB	45.05	+2.7	+10.8	+16.3/A
EquityIndexC m	LB	44.59	+2.7	+10.3	+15.5/B
EquityIndexI	LB	45.12	+2.7	+11.0	+16.5/A
EurpDnycA m	ES	25.99	+2.1	-2.3	+4.4/E
EurpDnycI	ES	26.51	+2.1	-2.1	+4.7/E
EurpDnycL	ES	26.75	+2.1	-2.1	+4.8/E
GovernmentBondI	GI	10.16	-1.0	-1.5	+.6/A
GrowthAdvtgA m	LG	23.39	+3.1	+18.9	+17.9/B
GrowthAdvtgI	LG	24.08	+3.2	+19.1	+18.2/B
GrowthAndIncA m	LV	53.34	+1.9	+6.8	+14.4/B
HighYieldA m	HY	7.24	+.7	+1.8	+5.4/C
HighYieldC m	HY	7.26	+.8	+1.5	+4.9/D
HighYieldI	HY	7.29	+.9	+2.1	+5.7/B
HighYieldR5	HY	7.30	+.9	+2.1	+5.7/B
HighYieldR6	HY	7.29	+.8	+2.2	+5.8/B
IntermTxFrBdA m	MI	10.72	-.7	-.8	+1.0/E
IntermTxFrBdI	MI	10.53	-.7	-.7	+1.3/E
IntlAdvgA m	FB	21.47	+2.7	-2.6	+6.6/D

Continued from **previous page**

Mutual Funds

Name	Obj	NAV	4-wk Rtn	YTD Rtn	3-yr Rtn/Rk
MFS					
AgrsGrAllcA m	XM	24.86	+2.1	+7.6	+13.0/A
AgrsGrAllcB m	XM	24.40	+2.0	+7.0	+12.2/B
AgrsGrAllcC m	XM	24.16	+2.0	+7.0	+12.2/B
AlabamaMuniBdA m	SL	9.93	-.7	-.2	+2.1/B
ArkansasMuniBdA m	SL	9.59	-.8	+.1	+2.0/B
BlnRsrCorEqA m	LB	29.90	+2.3	+8.9	+13.7/D
BlnRsrCorEqI	LB	30.34	+2.3	+9.1	+14.0/D
CAMuniBdA m	MC	5.89	-.9	-.2	+3.2/B
CnsrvAllcA m	CA	15.78	+.6	+2.5	+6.1/C
CnsrvAllcB m	CA	15.67	+.5	+1.9	+5.4/D
CnsrvAllcC m	CA	15.52	+.5	+1.9	+5.3/D
CnsrvAllcI	CA	15.93	+.6	+2.7	+6.4/B
CorEqA m	LB	34.44	+2.3	+11.3	+16.2/B
CorEqC m	LB	30.06	+2.3	+10.7	+15.3/B
CorpBdA m	TW	13.40	-1.0	-3.1	+2.5/D
CorpBdC m	TW	13.36	-1.0	-3.7	+1.7/E
CorpBdI	TW	13.39	-.9	-3.0	+2.7/C
EMEqA m	EM	33.32	...	-5.1	+12.0/A
GeorgiaMuniBdA m	SL	10.48	-.8	-.4	+1.9/B
GlbEqA m	WS	45.18	+2.8	+3.7	+11.9/C
GlbEqC m	WS	39.76	+2.7	+3.1	+11.1/C
GlbGrA m	WS	44.15	+2.7	+8.5	+15.5/A
GlbHYA m	HY	6.06	+.4	...	+5.2/C
GlbTtlRetA m	IH	18.01	+1.2	...	+7.2/B
GlbTtlRetC m	IH	18.07	+1.2	-.6	+6.4/C
GovtSecA m	GI	9.42	-1.1	-1.9	.../C
GrA m	LG	107.43	+3.7	+19.8	+18.8/A
GrAllcA m	AL	21.77	+1.6	+6.0	+11.0/B
GrAllcB m	AL	21.50	+1.6	+5.4	+10.1/C
GrAllcC m	AL	21.27	+1.6	+5.5	+10.2/C
GrAllcI	AL	21.99	+1.6	+6.2	+11.3/A
GrB m	LG	86.87	+3.6	+19.2	+17.9/B
GrC m	LG	86.20	+3.6	+19.2	+17.9/B
GrI	LG	114.10	+3.7	+20.0	+19.1/A
HiIncA m	HY	3.35	+.4	+.8	+5.1/D
HiIncI	HY	3.34	+.4	+1.0	+5.4/C
InstlIntlEq	FG	25.68	+1.2	+.9	+9.4/C
IntlDvrsfctnA m	FB	19.94	+1.8	+1.3	+11.2/A
IntlGrA m	FG	34.85	+1.4	+3.2	+12.7/A
IntlNwDscA m	FR	35.32	+1.8	+1.7	+11.5/B
IntlNwDscC m	FR	33.56	+1.8	+1.1	+10.6/C
IntlNwDscI	FR	36.39	+1.9	+1.9	+11.7/A
IntlValA m	FB	44.24	+2.5	+2.5	+12.4/A
LtdMatA m	CS	5.89	-.1	+.5	+1.0/C
LtdMatC m	CS	5.89	-.1	-.1	+.2/E
MAInvsGrStkA m	LG	31.89	+3.5	+14.7	+17.7/B
MAInvsGrStkB m	LG	27.62	+3.4	+14.1	+16.9/C
MAInvsGrStkC m	LG	27.38	+3.4	+14.1	+16.8/C
MAInvsGrStkI	LG	32.81	+3.5	+14.9	+18.0/B
MAInvsTrustA m	LB	34.97	+2.8	+9.3	+14.7/C
MAInvsTrustB m	LB	33.85	+2.7	+8.7	+13.9/D
MAInvsTrustC m	LB	33.21	+2.8	+8.7	+13.9/D
MAInvsTrustI	LB	34.06	+2.8	+9.5	+15.0/C
MAMuniBdA m	MT	10.79	-.8	-.4	+2.3/A
MISMuniBdA m	SL	9.45	-.8	-.2	+1.9/B
MidCpGrA m	MG	19.12	+2.5	+19.6	+16.3/B
MidCpGrC m	MG	15.38	+2.4	+18.9	+15.4/B
MidCpGrI	MG	20.24	+2.5	+19.8	+16.6/B
MidCpValA m	MV	24.47	+.7	+5.3	+11.1/C
MidCpValC m	MV	22.92	+.6	+4.7	+10.3/D
MidCpValI	MV	25.09	+.7	+5.4	+11.4/C
ModAllcA m	MA	18.42	+1.1	+4.2	+8.5/C
ModAllcB m	MA	18.18	+1.0	+3.7	+7.7/D
ModAllcC m	MA	18.06	+1.0	+3.7	+7.7/D
ModAllcI	MA	18.67	+1.1	+4.4	+8.8/C
MryIndMuniBdA m	SL	10.58	-.7	+.2	+2.3/A
MuniHiIncA f	HM	8.12	-.6	+1.6	+4.6/B
MuniHiIncC m	HM	8.13	-.7	+.8	+3.5/D
MuniIncA m	ML	8.57	-.8	-.1	+3.0/B
MuniIncC m	ML	8.60	-.8	-.6	+2.2/D
MuniLtdMatA m	MS	8.00	-.4	+.2	+1.4/A
MuniLtdMatC m	MS	8.01	-.5	-.3	+.6/D
NAMuniBdA m	SL	11.36	-.8	-.4	+2.0/B
NYMuniBdA m	MY	10.76	-.8	-.4	+2.5/B
NewDiscvA m	SG	33.08	+3.3	+21.3	+16.1/C
NewDiscvC m	SG	26.73	+3.2	+20.7	+15.3/C
NewDiscvI	SG	36.59	+3.3	+21.6	+16.4/B
PEMuniBdA m	MP	10.06	-.7	+.2	+2.9/A
RsrchA m	LB	46.99	+2.7	+11.6	+15.5/B
RsrchC m	LB	42.30	+2.7	+11.0	+14.7/C
RsrchI	LB	48.29	+2.7	+11.8	+15.8/B
RsrchIntlA m	FB	19.41	+2.2	+.5	+8.4/B
RsrchIntlI	FB	20.09	+2.2	+.7	+8.7/B
SCMuniBdA m	SL	11.73	-.7	-.1	+2.0/B
StratIncA m	MU	6.36	-.5	-2.0	+3.0/D
TENMuniBdA m	SL	10.17	-.7	+.1	+2.1/B
TechA m	ST	45.22	+2.8	+23.2	+25.7/B
TechC m	ST	39.08	+2.8	+22.5	+24.8/B
TtlRetA m	MA	19.27	+1.1	+2.1	+8.3/D
TtlRetB m	MA	19.29	+1.1	+1.5	+7.4/E
TtlRetBdA m	CI	10.31	-.9	-2.1	+1.5/C
TtlRetBdC m	CI	10.32	-1.0	-2.7	+.6/E
TtlRetBdI	CI	10.31	-.9	-2.0	+1.6/B
TtlRetC m	MA	19.39	+1.0	+1.6	+7.4/E
TtlRetI	MA	19.27	+1.1	+2.3	+8.5/C
UtlsA m	SU	20.82	-.9	+4.8	+8.0/E
UtlsB m	SU	20.70	-1.0	+4.2	+7.1/E
UtlsC m	SU	20.70	-1.0	+4.2	+7.2/E
ValA m	LV	41.75	+2.6	+3.7	+13.2/C
ValB m	LV	41.49	+2.5	+3.2	+12.3/D
ValC m	LV	41.21	+2.5	+3.2	+12.3/D
ValI	LV	41.99	+2.6	+3.9	+13.4/C
VirginiaMuniBdA m	SL	10.90	-.7	+.1	+2.1/B
WestVRMuniBdA m	SL	10.79	-.7	...	+2.0/B
Macquarie Investment					
PldCorePlusBond	CI	9.95	-.6	-2.0	+1.6/B
PldEmergingMkts d	EM	7.94	+1.7	-9.7	+6.3/E
PldLbrSelIntlEq	FV	14.72	+2.5	-1.7	+6.7/C
Madison					
DivIncY	LV	28.33	+2.4	+7.1	+16.1/A
DiversIncA m	MA	16.52	+1.3	+3.7	+9.7/B
InvsY	LG	25.12	+3.5	+9.9	+16.2/C
LgCpValA m	LV	15.60	+2.5	+6.5	+13.2/C
MidCpA m	MG	10.50	+1.3	+11.0	+13.7/C
MainStay					
BalA m	MA	33.35	+.8	+3.0	+7.7/D
BalI	MA	33.45	+.9	+3.2	+8.0/D
EpchGlbEqYldI	WS	19.50	+.8	-.5	+7.9/E
EpchUSAllCpI	LB	30.39	+2.2	+6.8	+14.0/D
EpchUSSmCpI	SB	33.07	+.3	+3.6	+10.7/E
EpochIntlChoI	FB	36.07	+1.9	...	+7.1/C
FltngRtA m	BL	9.33	+.7	+3.1	+4.2/C
FltngRtC m	BL	9.33	+.5	+2.5	+3.3/E
IdxdBdI	CI	10.21	-1.1	-2.2	+.8/D
IncBldrA m	IH	19.28	+.1	-.1	+7.1/B
LgCpGrA m	LG	11.07	+4.3	+22.3	+17.6/B
MAPA m	LB	44.90	+2.7	+9.9	+14.6/C
MAPC m	LB	39.85	+2.6	+9.1	+13.5/D
MAPI	LB	46.31	+2.7	+10.1	+14.9/C
MKCnvrtA m	CV	18.30	+2.1	+9.4	+10.2/B
MKCommonStkA m	LB	28.32	+2.2	+10.7	+15.3/B
MKEMDbtA m	EB	9.97	-.1	-5.3	+6.2/A
MKGovtA m	GI	7.99	-1.0	-2.2	-.1/D
MKIntlEqA m	FG	17.83	+2.1	+5.1	+11.2/B
MKSP500IdxA m	LB	53.20	+2.7	+10.7	+16.1/B
MKSP500IdxI	LB	53.94	+2.7	+10.9	+16.4/A
MKSTMuniI	MS	9.54	-.1	+1.2	+1.2/B
MKTtlRetBdI	CI	10.22	-1.0	-2.1	+1.9/B
MKTxFrBdA m	ML	9.90	-.5	+.7	+3.3/A
MKUnconsBdA m	NT	8.73	+.2	+.2	+3.4/B
MacKHYCorpBdA m	HY	5.64	+.6	+1.8	+6.5/A
MacKHYCorpBdB m	HY	5.61	+.6	+1.3	+5.6/C
MacKHYCorpBdC m	HY	5.62	+.6	+1.4	+5.7/C
Mairs & Power					
BalInv	MA	97.55	+2.0	+4.9	+10.2/A
GrInv	LB	131.89	+3.6	+9.5	+15.3/B
SmCp d	SB	28.98	+2.1	+14.5	+17.1/A
Managed Account Seri					
AdvtgGlobalSmCp	SW	13.92	+.4	+4.2	+10.7/D
MidCapDiv	MV	13.19	+2.2	+9.7	+13.8/B
Manning & Napier					
CorBdS	CI	10.26	-1.0	-2.0	+.9/D
DiversTxEx	MS	10.79	-.7	-.8	+.5/D
IntlSs	FB	8.66	+1.3	-5.1	+8.8/B
NYTxEx	SS	10.24	-.6	-.9	+.4/D
PrBlndCnsrvTrmS	CA	13.75	+.1	+1.1	+4.6/E
PrBlndExtndTrmS	MA	17.73	+.4	+2.7	+6.9/E
PrBlndMaxTrmS	XM	22.38	+1.9	+7.7	+12.3/B
PrBlndModTrmS	CA	13.65	+.1	+1.5	+5.1/E
UnconsBdS	NT	10.29	+.1	+.2	+2.1/D
WldOppsS	FB	8.18	+2.1	-.7	+8.2/B
Marathon Funds					
Val	LB	29.67	+2.3	+8.9	+13.9/D
Marketfield					
A m	LO	16.60	+2.5	-3.7	+3.6/D
I	LO	16.83	+2.5	-3.5	+3.9/D
Marsico					
21stCentury	MG	33.16	+3.8	+20.3	+15.0/B
Foc	LG	20.13	+1.9	+17.9	+14.5/D
Glb b	WS	16.98	+1.5	+17.5	+16.2/A
Gr	LG	20.60	+2.2	+17.0	+13.7/E
IntlOpps b	FG	20.56	-.2	+1.6	+9.8/B
MassMutual					
PrmCorBdA m	CI	10.42	-1.0	-1.7	+1.0/D
PrmCorBdAdmin	CI	10.52	-.8	-1.5	+1.3/C
PrmCorBdI	CI	10.64	-.8	-1.2	+1.6/B
PrmCorBdR5	CI	10.66	-.9	-1.4	+1.4/C
PrmCorBdSvc	CI	10.60	-.8	-1.4	+1.4/C
PrmDiscpGrR5	LG	14.33	+2.4	+14.5	+17.7/B
PrmDiscpGrSvc	LG	14.37	+2.4	+14.5	+17.6/B
PrmDiscpValR5	LV	17.37	+2.0	+5.3	+13.3/C
PrmDiscpValSvc	LV	17.23	+2.0	+5.2	+13.2/C
PrmDiversBdR5	CI	9.76	-.8	-1.3	+2.0/B
PrmGlbAdmin	WS	16.35	+1.8	+4.6	+12.9/B
PrmGlbR5	WS	16.37	+1.8	+4.7	+13.2/B
PrmHYI	HY	9.25	+.7	+2.4	+7.0
PrmInfPrtIncI	IP	10.23	-1.1	-.7	+2.2/A
PrmInfPrtIncR5	IP	10.23	-1.2	-.8	+2.1/A
PrmInfPrtIncSvc	IP	10.19	-1.2	-.9	+2.0/A
PrmIntlEqR5	FG	13.23	...	-5.1	+6.5
PrmMainStrtR5	LB	12.13	+2.7	+7.7	+13.6/D
PrmShrtDurBdA m	CS	10.12	...	+.8	+1.4/B
PrmShrtDurBdI	CS	10.28	...	+1.3	+2.0/A
PrmShrtDurBdR5	CS	10.31	...	+1.2	+1.9/A
PrmShrtDurBdSvc	CS	10.23	...	+1.1	+1.7/A
PrmSmCpOppsA m	SB	16.23	+1.1	+13.6	+14.3/C
PrmSmCpOppsR5	SB	16.76	+1.1	+13.9	+14.8/B
PrmStrEMkI	EM	12.63	-.2	-6.3	+11.0
Rsl2000SCIdxI	SB	14.92	+.8	+11.8	+15.1
RtrSmt2020A m	TE	13.18	+.5	+1.8	+7.0
RtrSmt2020Admin	TE	13.26	+.6	+2.0	+7.2
RtrSmt2020Svc	TE	13.30	+.6	+2.1	+7.4
RtrSmt2030A m	TH	13.74	+1.0	+3.1	+9.1
RtrSmt2030Admin	TH	13.84	+1.0	+3.3	+9.4
RtrSmt2030Svc	TH	13.86	+1.0	+3.4	+9.5
RtrSmt2040Admin	TJ	13.73	+1.2	+3.8	+10.1
RtrSmt2040Svc	TJ	13.78	+1.2	+3.9	+10.3
RtrSmtModA m	MA	10.58	+.7	+2.1	+7.0
RtrSmtModAdmin	MA	10.57	+.8	+2.4	+7.3
RtrSmtModGrA m	AL	11.21	+1.2	+3.6	+9.7
RtrSmtModGrAdm	AL	11.19	+1.2	+3.8	+9.9
SP500IdxAdmin	LB	20.31	+2.7	+10.8	+16.2/A
SP500IdxI	LB	20.60	+2.7	+11.1	+16.6/A
SP500IdxR4 b	LB	20.07	+2.7	+10.7	+16.1/B
SP500IdxR5	LB	20.65	+2.8	+11.0	+16.5/A
SP500IdxSvc	LB	20.67	+2.7	+10.9	+16.3/A
SPMidCpIdxI	MB	15.46	+1.4	+8.7	+14.7/A
SelBlChpGrA m	LG	21.75	+2.5	+14.8	+18.3/A
SelBlChpGrAdm	LG	22.71	+2.5	+15.0	+18.6/A
SelBlChpGrR5	LG	23.25	+2.6	+15.2	+18.9/A
SelBlChpGrSvc	LG	23.03	+2.5	+15.1	+18.8/A
SelDvrsValR5	LV	13.70	+1.5	+6.2	+14.0
SelEqOpportsA m	LB	17.17	+2.4	+10.0	+17.0/A
SelEqOpportsAdm	LB	18.03	+2.5	+10.1	+17.3/A
SelEqOpportsI	LB	18.61	+2.5	+10.4	+17.7/A
SelEqOpportsR5	LB	18.67	+2.5	+10.3	+17.5/A
SelEqOpportsSvc	LB	18.30	+2.5	+10.2	+17.4/A
SelFdmtlValA m	LV	12.03	+2.1	+4.1	+11.8/D
SelFdmtlValAdm	LV	12.20	+2.1	+4.3	+12.0/D
SelFdmtlValI	LV	12.13	+2.1	+4.5	+12.3/D
SelFdmtlValR5	LV	12.18	+2.1	+4.4	+12.2/D
SelFdmtlValSvc	LV	12.13	+2.2	+4.4	+12.1/D
SelGrOppsA m	LG	11.20	+3.1	+19.9	+15.3/D
SelGrOppsAdmin	LG	12.09	+3.2	+20.2	+15.6/D
SelGrOppsI	LG	13.08	+3.2	+20.4	+16.0/C
SelGrOppsR5	LG	12.93	+3.2	+20.4	+15.8/D
SelGrOppsSvc	LG	12.56	+3.2	+20.3	+15.7/D
SelMCValI	MV	14.40	+.8	+5.0	+13.5/B
SelOverseasI	FB	9.52	+1.5	-3.7	+8.0
SelOverseasR5	FB	9.55	+1.5	-3.7	+7.9
SelSmCoValI	SV	12.19	-.5	+5.8	+13.1
SelSmCoValR5	SV	12.26	-.4	+5.7	+13.0
SelSmCpGrEqI	SG	19.07	+2.7	+20.8	+15.7/C
SelSmCpGrEqR5	SG	18.84	+2.7	+20.6	+15.6/C
SelStratBdAdm	CI	10.04	-1.1	-3.6	+1.8
SelStratBdR5	CI	10.09	-1.1	-3.5	+2.0
SelStratBdSvc	CI	10.08	-1.1	-3.5	+1.9
SelTtlRetBdI	CI	9.60	-1.0	-1.5	+1.5/C
SelTtlRetBdR5	CI	9.58	-1.0	-1.5	+1.4/C
SelTtlRetBdSvc	CI	9.61	-1.0	-1.6	+1.3/C
SelectMdCpGrA m	MG	20.82	+3.0	+12.5	+14.0/C
SelectMdCpGrAdm	MG	22.48	+3.0	+12.8	+14.2/C
SelectMdCpGrI	MG	24.27	+3.0	+13.0	+14.6/C
SelectMdCpGrR5	MG	24.04	+3.0	+12.9	+14.5/C
SelectMdCpGrSvc	MG	23.48	+3.0	+12.8	+14.4/C
Matrix Advisors					
AdvsVal	LV	76.61	+2.7	+7.0	+13.5/C
Matthews					
AsiaDivInv	DP	18.64	+2.7	-4.0	+11.9/D
AsiaGrInv	DP	26.64	+.1	-2.2	+14.3/A
AsiaInnovtrInv	PJ	12.73	-1.9	-10.3	+12.1/A
AsianGrIncInv	PJ	16.22	+1.7	-5.9	+5.4/E
ChinaInv	CH	19.81	-.3	-10.8	+13.2/C
IndiaInv	EI	31.77	-6.1	-7.4	+7.4/E
JapanInv	JS	24.09	+3.9	-.1	+14.1/B
KoreaInv	MQ	5.85	+2.3	-15.3	+5.5/C
PacTigerInv	PJ	29.32	+.1	-7.4	+11.2/B
McKee					
IntlEqInstl d	FB	13.37	+3.2	-3.6	+8.4/B
Meeder					
BalRetail b	TV	11.97	+.6	+3.5	+7.4
MuirfieldRetail b	TV	8.05	+1.5	+6.8	+10.6/A
Merger					
Inv b	NE	16.82	+1.0	+5.5	+3.5/A
Meridian					
ContrarianLgcy d	MG	48.08	+3.0	+14.6	+18.7/A
EqIncLegacy d	LG	19.07	+6.5	+19.4	+19.3/A
GrLegacy d	SG	47.57	+1.9	+14.3	+17.9/B
Merk					
HardCcyInv b	IB	9.49	+2.2	-3.1	+.4/E
Metropolitan West					
FltngRtIncIs	BL	10.04	+.5	+2.8	+3.9/D
HYBdInstl	HY	9.52	+.4	+1.0	+4.4/E
HYBdM b	HY	9.52	+.3	+.7	+4.1/E
InternmBdInstl	CI	10.08	-.7	-1.0	+.8/E
LowDurBdI	CS	8.57	-.3	+.2	+1.0/C
LowDurBdM b	CS	8.57	-.3	...	+.8/D
StratIncInstl	NT	7.88	-.1	+.5	+2.5/C
TtlRetBdI	CI	10.30	-1.0	-1.6	+1.3/C
TtlRetBdM b	CI	10.30	-1.0	-1.7	+1.0/D
TtlRetBdPlan	CI	9.69	-1.0	-1.5	+1.3/C
UltraShrtBdIns	UB	4.25	-.1	+.8	+1.0/D
UnconsBdI	NT	11.74	+.1	+.8	+2.8/C
UnconsBdM b	NT	11.75	...	+.6	+2.5/C
Miller					
OppC m	MB	28.03	+1.9	+24.3	+13.2/B
OppI	MB	32.44	+2.0	+25.2	+14.4/A
Mondrian					
IntlEq	FV	15.51	+1.8	-2.7	+6.6
Monetta					
CoreGr b	LG	26.84	+2.7	+11.8	+16.4/C
Monetta	LG	21.14	+2.7	+11.9	+13.7/E
Morgan Stanley					
EuropeanEqIncB m	ES	18.12	-.3	+1.6	+5.1/E
GlbFIOppsA m	MU	5.60	+.3	+.9	+4.0/B
GlbFIOppsI	MU	5.66	+.1	+1.1	+4.2/B
InsInAcIntlAll d	FB	13.86	+1.0	-3.9	+6.3/D
InsInEMI d	EM	24.65	-.5	-11.8	+7.3/D
InsInGlbFrnchI	WS	26.46	+1.3	+7.9	+14.8/A
InsInGrA m	LG	49.18	+3.0	+26.5	+22.1/A
InsInGrI	LG	51.65	+3.0	+26.7	+22.4/A
InsInIntEqA m	FB	17.43	+1.9	-1.7	+6.6/D
InsInIntEqI d	FB	17.70	+2.0	-1.4	+6.9/D
InsIncSmCGrI d	SG	13.59	+3.8	+24.7	+12.2/E
InsIncUSRlEstI	SR	14.48	-1.8	+2.3	+6.5/D
InsMidCpGrA m	MG	19.20	+6.1	+34.5	+16.2/B
InsMidCpGrI	MG	22.69	+6.1	+34.8	+16.5/B
InsShDrIncI	CS	8.12	+.2	+1.3	+3.6/A
InstlCorpBdI	TW	11.77	-.8	-2.8	+5.7/A
InstlCrPlsFIA m	CI	10.82	-.9	-1.6	+4.9/A
InstlCrPlsFIIns	CI	10.81	-.8	-1.4	+5.2/A
InstlGlbStrA m	IH	16.97	+1.2	+.7	+7.2/B
InstlGlbStrIns	IH	17.12	+1.2	+.9	+7.6/B
MltCpGrTrustA m	LG	41.68	+3.8	+30.8	+23.4/A
MltCpGrTrustI	LG	45.93	+3.8	+31.1	+23.8/A
USGovtSecB m	CI	8.32	-1.2	-1.9	+1.2/D
USGovtSecI	CI	8.32	-1.2	-1.7	+1.5/C
Motley Fool					
GlbOppInv	WS	25.66	+3.0	+12.9	+15.1/A
SMCapGrInv	MG	27.18	+2.4	+11.6	+15.5/B
Muhlenkamp					
Muhlenkamp	LB	54.09	+1.3	-2.0	+3.8/E
Nationwide					
A m	LB	27.44	+2.9	+10.2	+15.1/C
BdIdxA m	CI	10.60	-1.1	-2.3	+.6/E
BdIdxInstl	CI	10.58	-1.1	-2.1	+1.0/D
DynUSGrInstl	LG	14.42	+2.9	+17.8	+16.6/C
InDeAgrsA m	XM	10.60	+2.1	+4.6	+11.7/C
InDeAgrsSvc b	XM	10.63	+2.1	+4.7	+11.6/C
InDeCnsrvSvc b	XY	10.27	+.1	+.7	+3.7/D
InDeMdA m	MA	10.39	+1.4	+3.4	+8.4/C
InDeMdC m	MA	10.18	+1.3	+2.9	+7.7/D
InDeMdlyAgrC m	AL	10.55	+1.7	+3.7	+9.8/D
InDeMdlyAgrsA m	AL	10.88	+1.7	+4.2	+10.6/B
InDeMdlyAgrsSvc b	AL	10.85	+1.7	+4.1	+10.5/B
InDeMdlyCnsC m	CA	10.27	+.7	+1.7	+5.4/D
InDeMdlyCnsSvc b	CA	10.39	+.8	+2.2	+6.1/C
InDeModSvc b	MA	10.34	+1.4	+3.3	+8.4/C
InstlSvc	LB	26.93	+2.9	+10.4	+15.4/B
IntlIdxA m	FB	8.29	+2.5	-.8	+7.8/B
IntlIdxR6	FB	8.35	+2.6	-.5	+8.3/B
MidCpMktIdxA m	MB	19.14	+1.4	+8.3	+14.2/A
MidCpMktIdxIns	MB	19.45	+1.4	+8.6	+14.6/A
S&P500IdxA m	LB	17.59	+2.7	+10.7	+16.1/B
S&P500IdxInsSv	LB	17.69	+2.7	+10.8	+16.3/A
S&P500IdxInstl	LB	17.73	+2.7	+11.0	+16.6/A
S&P500IdxSvc b	LB	17.60	+2.7	+10.7	+16.1/B
SmCpIdxA m	SB	15.45	+1.3	+12.6	+15.0/B
SmCpIdxInstl	SB	15.77	+1.4	+12.9	+15.4/B
Natixis					
IIOakmarkA m	LB	25.89	+3.1	+6.5	+16.1/B
IIOakmarkC m	LB	22.42	+3.0	+6.0	+15.2/B
IUSEqOppsA m	LG	39.78	+2.4	+10.1	+18.4/A
IUSEqOppsC m	LG	27.32	+2.3	+9.5	+17.5/B
IUSEqOppsY	LG	46.15	+2.4	+10.3	+18.7/A
IVghnNlsnSCVIA m	SB	19.27	+.7	+6.1	+9.7/E
Needham					
GrRetail b	MG	44.83	+1.6	+4.5	+8.0/E
Neuberger Berman					
CorBdInstl	CI	9.90	-.8	-2.1	+1.3/C
EmMktsDbtInstl	EB	8.17	+.2	-7.9	+4.5
EmMktsEqInstl	EM	18.94	+.7	-11.9	+11.4/A
EmMktsEqR6	EM	18.96	+.7	-11.9	+11.4/A
EqIncA m	LV	13.52	+.7	+4.4	+11.8/D
EqIncC m	LV	13.42	+.8	+3.9	+11.0/E
EqIncInstl	LV	13.58	+.8	+4.7	+12.2/D
FltngRtIncInstl	BL	9.89	+.6	+2.8	+3.7/D
FocInv	LB	28.88	+1.7	+8.9	+12.8/E
FocTrust b	LB	28.84	+1.7	+8.7	+12.6/E
GenesisAdv b	SG	65.33	+2.8	+13.2	+15.3/C
GenesisInstl	SG	65.35	+2.8	+13.7	+15.9/C
GenesisInv	SG	65.38	+2.8	+13.5	+15.7/C
GenesisR6	SG	65.35	+2.8	+13.7	+16.0/C
GenesisTrust	SG	65.40	+2.8	+13.4	+15.6/C
GrtChinaEqIns	CH	14.50	+.2	-9.3	+16.2/A
GuardianInstl	LG	19.68	+2.0	+12.2	+16.7/C
GuardianInv	LG	19.65	+2.0	+12.1	+16.4/C
GuardianTrust b	LG	19.63	+2.0	+11.9	+16.3/C
HiIncBdA m	HY	8.50	+.4	+1.5	+5.0/D
HiIncBdInstl	HY	8.51	+.5	+1.8	+5.4/C
HiIncBdInv	HY	8.50	+.4	+1.7	+5.3/C
HiIncBdR6	HY	8.51	+.5	+1.8	+5.5/C
IntlEqInstl	FG	13.28	+2.3	-.9	+9.0/C
IntlEqInv	FG	13.25	+2.3	-1.1	+8.9/C
IntlSelInstl	FG	13.06	+2.5	-.2	+8.9/C
IntrnsValInstl	SB	18.66	+3.6	+14.2	+14.3/C
LgCpValAdv b	LV	33.23	+.9	+6.1	+14.8/A
LgCpValInstl	LV	33.23	+1.0	+6.5	+15.4/A
LgCpValInv	LV	33.23	+1.0	+6.4	+15.2/A
LgCpValTrust b	LV	33.23	+.9	+6.2	+15.0/A
LgShA m	LO	14.85	+.4	+3.2	+6.0
LgShC m	LO	14.14	+.4	+2.6	+5.2
LgShInstl	LO	15.16	+.5	+3.5	+6.4
MdCpGrA m	MG	16.89	+2.9	+14.8	+12.3/D
MdCpGrInstl	MG	16.94	+2.9	+15.1	+12.8/D
MdCpGrInv	MG	16.92	+2.9	+14.9	+12.6/D
MdCpGrTrust	MG	16.91	+2.9	+14.9	+12.5/D
MltCpOppsA m	LB	20.29	+2.8	+9.9	+16.6/A
MltCpOppsInstl	LB	20.46	+2.9	+10.2	+17.0/A
MunImptIns	MN	16.73	-.8	-1.3	+1.2/D
MunilntermBdIns	MI	11.47	-.7	-.7	+1.7/C
RkBlCmdStrA m	BB	6.17	+1.5	-.2	+1.6/B
RlEsttA m	SR	13.22	-1.2	+1.4	+8.3/B
RlEsttInstl	SR	13.27	-1.1	+1.6	+8.7/A
RlEsttTrust b	SR	13.22	-1.2	+1.5	+8.5/A
ShrtDurBdInstl	CS	7.66	-.1	+.4	+.7/D
ShrtDurHiIncIns	HY	9.53	+.4	+1.8	+3.9/E
SmCpGrInv	SG	44.73	+5.8	+27.5	+16.9/B
StratIncA m	MU	10.78	+.1	-.9	+3.2/D
StratIncC m	MU	10.77	+.1	-1.4	+2.4/E
StratIncInstl	MU	10.77	+.1	-.6	+3.6/C
StratIncR6	MU	10.76	+.1	-.5	+3.6/C
SustEqA m	LB	42.05	+2.2	+10.1	+14.3/C
SustEqC m	LB	41.97	+2.1	+9.5	+13.5/D
SustEqInst

Continued from **previous page**

Mutual Funds

Name	Obj	NAV	4-wk Rtn	YTD Rtn	3-yr Rtn/Rk
HYMnBdA m	HM	9.03	-.5	+2.3	+5.8
HYMnBdC m	HM	9.03	-.5	+1.7	+5.0
HYMnBdI2	HM	9.03	-.4	+2.4	+6.0
HYMnBdInstl	HM	9.03	-.4	+2.5	+6.1
HYSpectrumA m	HY	9.81	+.8	+2.0	+6.6
HYSpectrumI2	HY	9.81	+.8	+2.2	+6.8
HYSpectrumInstl	HY	9.81	+.8	+2.2	+6.9
IBdUSDHA m	IB	10.74	-.3	+1.6	+3.9
IBdUSDHC m	IB	10.74	-.4	+1.0	+3.1
IBdUSDHI	IB	10.74	-.3	+1.9	+4.3
IBdUSDHI-2	IB	10.74	-.3	+1.8	+4.2
IBdUnhA m	IB	9.81	+.8	-2.1	+3.2
IBdUnhAdm b	IB	9.81	+.8	-2.0	+3.3
IBdUnhI	IB	9.81	+.8	-1.8	+3.6
IBdUnhI-2	IB	9.81	+.8	-1.9	+3.5
IncA m	MU	11.85	-.6	-.9	+5.0
IncAdmin b	MU	11.85	-.6	-.8	+5.2
IncC m	MU	11.85	-.6	-1.5	+4.2
IncI2	MU	11.85	-.5	-.7	+5.3
IncInstl	MU	11.85	-.5	-.7	+5.4
IncR b	MU	11.85	-.6	-1.1	+4.8
InflRspMlAstIns	XY	8.32	...	-1.6	+4.7
InvtGrdCdtBdA m	TW	10.03	-.8	-2.5	+3.4
InvtGrdCdtBdAdm b	TW	10.03	-.8	-2.4	+3.6
InvtGrdCdtBdC m	TW	10.03	-.8	-3.1	+2.6
InvtGrdCdtBdI	TW	10.03	-.7	-2.3	+3.8
InvtGrdCdtBdI-2	TW	10.03	-.7	-2.3	+3.7
L/TCreditBdI	CL	11.29	-1.7	-5.7	+5.6
L/TCreditBdI-2	CL	11.29	-1.7	-5.7	+5.5
L/TRealRetI	IP	8.09	-2.6	-4.1	+3.2
LngDrTtlRetIns	CL	10.18	-2.2	-5.3	+4.1
LngTrmUSGvtA m	GL	5.77	-3.3	-6.6	+.6
LngTrmUSGvtI2	GL	5.77	-3.3	-6.4	+.8
LngTrmUSGvtIns	GL	5.77	-3.3	-6.3	+.9
LowDrA m	CS	9.69	-.4	-.6	+.8
LowDrAdmin b	CS	9.69	-.4	-.5	+.9
LowDrC m	CS	9.69	-.4	-.8	+.5
LowDrI2	CS	9.69	-.3	-.4	+1.1
LowDrIInstl	CS	9.62	-.2	+.1	+1.3
LowDrInstl	CS	9.69	-.3	-.4	+1.2
LowDrR b	CS	9.69	-.4	-.8	+.6
LowDurESGIns	CS	9.42	-.3	-.1	+1.0
LowDurIncA m	CS	8.49	-.1	+1.0	+5.3
LowDurIncC m	CS	8.49	-.1	+.8	+5.0
LowDurIncI2	CS	8.49	-.1	+1.2	+5.7
LowDurIncInstl	CS	8.49	...	+1.3	+5.8
MnBdA m	ML	9.70	-.6	+.5	+3.6
MnBdC m	ML	9.70	-.7	+.1	+3.1
MnBdI2	ML	9.70	-.6	+.6	+3.8
MnBdInstl	ML	9.70	-.6	+.7	+3.9
ModDrInstl	CI	9.92	-.9	-1.3	+1.3
MortgOpps&Bdl	NT	10.97	...	+1.3	+3.9
MrtgBckdScIns	CI	10.24	-.6	-.6	+2.2
NYMnBdA m	MN	11.03	-.5	...	+2.5
NYMnBdInstl	MN	11.03	-.4	+.2	+2.9
RAEFdmAdPLUSIns	NE	10.11	-.6	...	+1.9
RAEPLUSA m	LV	7.84	+1.6	+8.3	+16.6
RAEPLUSC m	LV	7.24	+1.4	+7.6	+15.6
RAEPLUSEMGI	EM	9.98	+1.5	-8.7	+14.5
RAEPLUSI	LV	8.24	+1.5	+8.5	+16.9
RAEPLUSI-2	LV	8.18	+1.6	+8.5	+16.9
RAEPLUSII	FV	8.62	+2.6	-3.2	+10.7
RAEPLUSSmalII	SV	12.86	-.2	+10.1	+17.6
RlEstRlRtStrA m	SR	7.70	-2.4	+1.1	+6.9
RlEstRlRtStrIns	SR	8.53	-2.5	+1.2	+7.3
RlRetA m	IP	10.70	-.9	-1.5	+1.6
RlRetAdmin b	IP	10.70	-.9	-1.4	+1.7
RlRetC m	IP	10.70	-1.0	-1.8	+1.1
RlRetI2	IP	10.70	-.9	-1.2	+1.9
RlRetInstl	IP	10.70	-.9	-1.2	+2.0
RlRetR b	IP	10.70	-1.0	-1.6	+1.3
ShrtAsstInvmIns	UB	10.06	+.3	+1.7	+1.8
ShrtDrMnIncA m	MS	8.33	-.2	+.3	+.6
ShrtDrMnIncIns	MS	8.33	-.2	+.6	+1.0
ShrtTrmA m	UB	9.89	+.4	+1.6	+2.2
ShrtTrmAdm b	UB	9.89	+.4	+1.6	+2.2
ShrtTrmC m	UB	9.89	+.4	+1.4	+1.9
ShrtTrmI2	UB	9.89	+.4	+1.7	+2.3
ShrtTrmIns	UB	9.89	+.4	+1.8	+2.4
ShrtTrmR b	UB	9.89	+.4	+1.4	+1.9
SrFltngRtA m	BL	9.90	+.6	+2.6	+3.7
SrFltngRtC m	BL	9.90	+.5	+2.1	+2.9
SrFltngRtIns d	BL	9.90	+.6	+2.8	+4.0
StkPlsShrtIns	BM	7.68	-1.8	-7.7	-11.3
StksPLUSA m	LB	11.57	+2.2	+9.6	+15.9
StksPLUSAbRtA m	LB	11.60	+2.1	+9.9	+17.5
StksPLUSAbRtC m	LB	10.56	+2.0	+9.3	+16.6
StksPLUSAbRtI2	LB	11.66	+2.1	+10.0	+17.8
StksPLUSAbRtIns	LB	11.80	+2.1	+10.1	+17.9
StksPLUSC m	LB	10.98	+2.2	+9.1	+15.3
StksPLUSIUHdIns	FB	6.64	+2.0	-2.2	+9.1
StksPLUSIUSDHA m	FB	8.11	+1.0	+1.3	+10.4
StksPLUSIUSDHC m	FB	7.47	+.9	+.9	+9.6
StksPLUSIUSDHI2	FB	8.46	+1.1	+1.7	+10.7
StksPLUSIUSDHIn	FB	8.53	+1.0	+1.7	+10.8
StksPLUSIns	LB	12.46	+2.2	+9.8	+16.4
StksPLUSLngDrIn	XM	7.37	-.2	+2.9	+19.3
StksPLUSSmA m	SB	11.47	+.7	+11.5	+16.8
StksPLUSSmC m	SB	10.58	+.6	+10.9	+15.9
StksPLUSSmI2	SB	11.63	+.7	+11.8	+17.2
StksPLUSSmIns	SB	11.73	+.7	+12.0	+17.3
StrategicBdI	NT	10.59	-.3	+2.8	+5.7
TotRetESGI2	CI	8.81	-1.0	-2.0	+1.5
TotRetESGIns	CI	8.81	-1.0	-1.9	+1.6
TtlRetA m	CI	9.86	-1.4	-2.4	+1.4/C
TtlRetAdm b	CI	9.86	-1.4	-2.4	+1.5/C
TtlRetC m	CI	9.86	-1.5	-3.0	+.6/E
TtlRetI2	CI	9.86	-1.4	-2.3	+1.6/B
TtlRetIIIns	CI	9.36	-.9	-1.5	+2.1
TtlRetIVIns	CI	10.09	-1.0	-2.2	+1.8
TtlRetIns	CI	9.86	-1.4	-2.2	+1.7/B
TtlRetR b	CI	9.86	-1.4	-2.6	+1.1/D
PNC					
CorFI b	CI	16.42	-.8	-2.1	+1.0/D
DiversEq b	LB	28.54	+1.4	+3.5	+10.6
IntermBdI	CI	10.58	-.5	-1.1	+.7/E
IntermTxExBdI	MI	9.24	-.7	-.9	+1.6/D
IntlEqA m	FG	24.73	+1.9	+2.1	+11.1/B
IntlEqIns	FG	24.98	+1.9	+2.2	+11.5/B
LtdMatBdIns	CS	9.96	-.1	+.2	+.5/D
MltFctrLgCpGrI	LG	42.28	+2.5	+11.2	+15.3/D
MltFctrLgCpVaII	LV	26.04	+1.7	+2.3	+9.7/E
SmCpI	SG	26.73	+.7	+11.6	+11.0/E
TtlRetAdvtgIns	CI	10.37	-.8	-1.9	+1.4/C
TxExLtdMatBdIns	MS	10.15	-.5	-.1	+.6/D
UltraShrtBdI	UB	9.88	...	+1.0	+.8/E
PRIMECAP Odyssey					
AgrsGr	MG	51.99	+2.7	+17.3	+21.0/A
Gr	LG	43.48	+2.6	+16.7	+20.0/A
Stk	LB	34.94	+3.0	+9.5	+17.4/A
Pacific Capital					
TxFrSecY	MI	9.94	-.7	-.6	+1.6/D
TxFrShrtIntrScY	MS	9.95	-.5	...	+.6/D
Pacific Funds					
OptmzAgrsGrA m	XM	17.93	+1.6	+4.6	+11.3
OptmzAgrsGrC m	XM	17.40	+1.5	+4.0	+10.6
OptmzCnsrA m	XY	11.23	-.3	-.9	+4.1
OptmzCnsrC m	XY	10.95	-.3	-1.4	+3.3
OptmzGrA m	AL	16.11	+1.2	+3.2	+9.7
OptmzGrB m	AL	15.81	+1.2	+2.7	+8.9
OptmzGrC m	AL	15.76	+1.2	+2.7	+8.9
OptmzModA m	MA	14.66	+.8	+1.9	+8.0
OptmzModB m	MA	14.41	+.7	+1.4	+7.2
OptmzModC m	MA	14.38	+.6	+1.4	+7.2
OptmzModCnsrA m	CA	12.70	+.2	+.2	+5.7
OptmzModCnsrC m	CA	12.41	+.1	-.4	+5.0
Paradigm					
Val d	SB	57.02	+1.2	+16.5	+16.7/A
Parametric					
EmMktsInstl	EM	14.39	+.5	-8.8	+7.6/D
EmMktsInv b	EM	14.32	+.5	-8.9	+7.4/D
TxMgEMktIs	EM	47.93	+.6	-8.3	+7.7/D
Parnassus					
CorEqInv	LB	47.19	+1.9	+11.2	+13.9/D
FI	CI	15.95	-.9	-1.9	+1.1/D
Parnassus	LB	50.66	+2.8	+5.0	+11.9/E
Pax					
BalIndvInv b	MA	23.36	+1.1	+4.9	+8.9/C
ESGBtQlIndvInv b	LB	21.28	+1.6	+8.9	+13.7/D
HYBdIndvInv b	HY	6.63	+.7	+1.3	+5.2/D
Payden					
CAMnInc	MF	10.08	-.8	-.5	+2.2/B
CorBdInv	CI	10.32	-.7	-1.6	+2.3/A
EmMktsBdInv	EB	13.01	+.6	-5.1	+5.2/B
EqInc	LV	17.30	+.5	+5.6	+14.2/B
GNMAInv	GI	9.06	-.9	-1.6	+.5/A
GlbFI	IB	8.94	-.4	-.7	+2.5/B
GlbLowDr	IB	9.91	+.1	+.4	+1.2/D
HiIncInv	HY	6.40	+.6	+1.6	+5.3/C
LowDr	CS	9.94	+.1	+.5	+1.1/C
LtdMat	UB	9.47	+.2	+1.6	+1.5/B
Pear Tree					
PlrsFgnVIInstl	FV	22.37	+3.0	+1.2	+9.9/A
PlrsFgnVIOrd b	FV	22.38	+2.9	+.9	+9.5/A
PlrsSmCpOrd b	SB	28.98	+.9	+11.0	+13.9/C
PnAgrEMOrdinary b	EM	20.71	+1.7	-10.7	+4.1/E
QualOrd b	LB	21.64	+2.9	+12.4	+18.1/A
Performance					
MnBdInstl d	MI	23.60	-.8	-1.2	+3.0/A
StrBd d	MU	22.11	-.4	+.7	+4.7/A
Permanent					
I	CA	40.94	+1.0	-.6	+6.0/C
Perritt					
MicroCpOppsInv d	SB	32.02	-.1	+6.7	+13.6/C
UltraMicroCp d	SB	17.37	+5.9	+.6	+12.7/D
Pioneer					
A x	LB	31.65	+3.0	+10.6	+15.4/B
AMTFreeMnA m	ML	14.15	-1.1	-1.4	+2.5/C
AMTFreeMnY	ML	14.12	-1.0	-1.1	+2.8/B
BalA x	MA	9.78	+.7	+4.0	+8.6/C
BdA m	CI	9.39	-.8	-1.5	+2.0/B
BdC m	CI	9.29	-.8	-2.0	+1.3/C
BdY	CI	9.31	-.7	-1.3	+2.3/A
C x	LB	27.63	+2.9	+10.0	+14.5/C
CorEqA m	LB	22.39	+2.2	+8.8	+14.9/C
DiscpGrA m	LG	19.97	+2.6	+9.7	+14.3/E
DiscpGrY	LG	20.43	+2.7	+9.9	+14.6/D
DiscpValA m	LV	16.47	+1.9	+3.5	+13.8/B
DiscpValC m	LV	16.11	+1.8	+2.9	+13.0/C
DiscpValY	LV	16.57	+1.9	+3.6	+14.2/B
EqIncA x	LV	36.98	+.8	+4.6	+14.3/B
EqIncC x	LV	36.36	+.7	+4.1	+13.5/C
EqIncR x	LV	37.65	+.8	+4.3	+13.9/B
GlbHYA m	HY	8.66	+.7	-1.1	+5.4/C
GlbHYC m	HY	8.64	+.6	-1.7	+4.6/E
GlbHYY	HY	8.50	+.7	-1.0	+5.6/C
HYA m	HY	9.57	+.5	+1.4	+5.9/B
HYC m	HY	9.78	+.6	+.9	+5.2/D
HYY	HY	9.58	+.5	+1.6	+6.2/B
HiIncMnA m	HM	7.32	+.3	+3.8	+5.5/A
HiIncMnC m	HM	7.32	+.1	+3.2	+4.7/B
IntlEqA m	FB	24.29	+2.4	-1.4	+8.2/B
MidCpValA m	MV	25.26	+1.2	...	+9.5/E
R x	LB	31.80	+2.9	+10.4	+14.9/C
RlEsttA x	SR	24.36	-1.5	+.8	+6.1/D
SelMidCpGrA m	MG	48.56	+4.0	+15.6	+15.6/B
SelMidCpGrY	MG	52.54	+4.0	+15.9	+15.9/B

Name	Obj	NAV	4-wk Rtn	YTD Rtn	3-yr Rtn/Rk
ShrtTrmIncY	CS	9.36	...	+.9	+1.5/B
SolusBalA m	IH	12.22	+1.5	-.1	+4.7/E
SolusBalC m	IH	11.19	+1.4	-.6	+3.9/E
StrIncA m	MU	10.40	-.4	-1.7	+3.1/D
StrIncC m	MU	10.17	-.5	-2.2	+2.4/E
StrIncR b	MU	10.57	-.4	-2.0	+2.8/D
StrIncY	MU	10.40	-.4	-1.5	+3.4/C
Y x	LB	32.05	+3.0	+10.8	+15.6/B
Polaris					
GlbVal d	WS	28.22	+1.9	+1.8	+11.7/C
Praxis					
GenesisBalA m	MA	14.15	+.8	+3.6	+8.0/D
GenesisGrA m	AL	15.94	+1.3	+5.6	+10.3/C
GrIdxA m	LG	26.83	+3.2	+16.4	+18.2/A
ImpactBdA m	CI	10.03	-1.0	-2.0	+.9/D
Principal					
CAMnA m	MF	10.24	-.8	-1.1	+2.8/A
CorPlusBdA m	CI	10.50	-.7	-2.3	+1.5/C
CorPlusBdIns	CI	10.49	-.8	-2.0	+1.9/B
CorPlusBdJ m	CI	10.57	-.8	-2.2	+1.5/C
CptlAprcA m	LB	68.08	+2.4	+10.6	+15.1/C
CptlAprcC m	LB	52.74	+2.3	+9.9	+14.2/C
DiversIntlA m	FB	13.67	+2.0	-2.3	+7.9/B
DiversIntlIns	FB	13.63	+2.1	-1.9	+8.5/B
DiversIntlJ m	FB	13.52	+2.0	-2.2	+8.1/B
EqIncA m	LV	33.36	+2.3	+7.7	+15.5/A
EqIncC m	LV	32.51	+2.2	+7.0	+14.6/B
GvtHiQualBdA m	GI	10.01	-.9	-1.5	+.2/C
HYA m	HY	7.28	+.5	+.9	+6.1/B
HYC m	HY	7.36	+.4	+.5	+5.3/C
HYIIns	HY	9.67	+.5	+2.0	+5.6/C
IncA m	CI	9.27	-.7	-.7	+2.2/A
InflProtIns	IP	8.46	-1.1	-.8	+1.6/B
IntlEMA m	EM	26.50	+.2	-11.5	+9.2/C
IntlEMJ m	EM	25.53	+.2	-11.5	+9.3/C
IntlIIns	FG	15.93	+1.7	-7.0	+7.5/D
LCpSP500IdxA m	LB	19.42	+2.7	+10.8	+16.2/A
LCpSP500IdxIs	LB	19.44	+2.7	+11.0	+16.6/A
LCpSP500IdxJ m	LB	19.24	+2.7	+10.9	+16.3/A
LfTm2010Ins	TA	13.75	+.7	+1.6	+6.0/C
LfTm2010J m	TA	13.70	+.7	+1.6	+5.8/C
LfTm2020A m	TE	14.70	+1.1	+2.6	+7.5/B
LfTm2020Ins	TE	14.63	+1.2	+2.9	+7.9/A
LfTm2020J m	TE	14.55	+1.2	+2.8	+7.8/B
LfTm2030A m	TH	15.35	+1.6	+3.7	+9.2/C
LfTm2030Ins	TH	15.33	+1.7	+4.0	+9.6/B
LfTm2030J m	TH	15.27	+1.6	+3.9	+9.4/C
LfTm2040A m	TJ	16.21	+1.9	+5.1	+10.4/D
LfTm2040Ins	TJ	16.53	+2.0	+5.3	+10.7/C
LfTm2040J m	TJ	16.39	+2.0	+5.3	+10.6/D
LfTm2050Ins	TN	16.59	+2.2	+5.9	+11.5/C
LfTm2050J m	TN	16.13	+2.2	+5.8	+11.2/D
LfTmStrIncIns	RI	12.47	+.4	+1.0	+4.6/C
LfTmStrIncJ m	RI	12.39	+.3	+.7	+4.4/C
LgCpGrA m	LG	10.35	+3.1	+14.7	+14.1/E
LgCpGrIIns	LG	16.91	+2.8	+20.0	+18.9/A
LgCpGrIJ m	LG	13.98	+2.8	+19.9	+18.6/A
LgCpGrJ m	LG	9.54	+3.0	+14.8	+14.3/E
LgCpValA m	LV	11.45	+1.9	+4.9	+11.3/E
LgCpValIIIns	LV	18.27	+2.8	+7.9	+14.0/B
LgCpValIIIJ m	LV	18.00	+2.8	+7.7	+13.6/B
LgCpValJ m	LV	11.17	+1.9	+5.0	+11.5/D
MdCpA m	MG	29.11	+2.3	+9.0	+14.7/B
MdCpGrIIIIns	MG	12.89	+3.4	+15.9	+14.2/C
MdCpGrJ m	MG	8.06	+2.3	+15.6	+13.4/C
MdCpJ m	MG	28.07	+2.3	+9.1	+14.9/B
MdCpSP400IdxJ m	MB	22.59	+1.4	+8.5	+14.4/A
MdCpValIIIJ m	MV	19.13	+1.0	-1.1	+8.7/E
MdCpValIIns	MV	16.02	+1.1	+6.3	+11.7/C
PrefSecIns	RR	9.97	+.1	-.8	+5.0/C
RlEsttSecA m	SR	24.11	-1.0	+2.9	+8.3/B
RlEsttSecIns	SR	24.13	-.9	+3.2	+8.7/A
RlEsttSecJ m	SR	23.41	-1.0	+3.0	+8.4/A
SAMgBA m	MA	16.39	+1.1	+3.2	+8.2/D
SAMgBC m	MA	16.12	+1.1	+2.6	+7.4/E
SAMgCnsBA m	CA	12.36	+.5	+1.7	+6.1/C
SAMgCnsBC m	CA	12.22	+.5	+1.3	+5.3/D
SAMgCnsGA m	AL	19.04	+1.7	+4.5	+10.4/C
SAMgCnsGC m	AL	17.65	+1.6	+3.9	+9.6/D
SAMgmtFlxIncA m	XY	12.41	...	+.8	+4.8/B
SAMgmtFlxIncC m	XY	12.28	-.1	+.2	+4.0/C
SAMgmtStrGrA m	XM	21.50	+1.8	+4.5	+11.1/D
SAMgmtStrGrC m	XM	19.53	+1.8	+3.9	+10.2/E
ShrtTrmIncA m	CS	12.03	-.1	+.3	+1.4/B
SmCpA m	SB	25.87	-.5	+13.4	+12.8/D
SmCpGrIIns	SG	16.32	+3.4	+20.5	+17.3/B
SmCpGrIJ m	SG	12.07	+3.4	+20.3	+17.0/B
SmCpIns	SB	27.76	-.4	+13.6	+13.2/C
SmCpJ m	SB	24.80	-.4	+13.5	+13.0/D
SmCpSP600IdxIns	SB	31.42	+.5	+16.1	+18.5/A
SmCpSP600IdxJ m	SB	29.78	+.4	+16.0	+18.2/A
SmCpValIIIns	SV	13.66	+.4	+7.6	+12.4/C
TxExBdA m	MI	7.04	-.8	-.6	+2.4/A
ProFunds					
BtchUltrSctInv	LE	68.18	+2.8	+9.1	+2.1/E
BullInv	LE	134.36	+2.6	+9.8	+14.6/D
IntUltraSectInv	LE	98.85	+2.6	+43.2	+39.0/A
NASDAQ100Inv	LG	74.66	+2.6	+17.6	+19.5/A
UltBullInv	LE	68.06	+5.2	+18.1	+30.1/B
UltMidCpInv	LE	49.76	+2.6	+13.1	+25.6/B
UltNASDAQ100Inv	LE	81.89	+5.1	+34.3	+40.3/A
UltSmCpInv	LE	72.72	+2.5	+21.8	+26.3/B
Prospector					
Opp m	MB	22.68	+1.3	+8.8	+14.0/B
Provident Trust					
TrustStr	LG	16.60	+1.9	+12.7	+17.6/B
Putnam					
AMTFreeMnA m	ML	14.79	-.6	-.8	+2.2
CATxExIncA m	MC	7.94	-.8	-.9	+2.4/C
CnvrtSecA m	CV	27.09	+2.0	+6.7	+8.7
CnvrtSecY	CV	27.08	+2.0	+6.9	+9.0
CptlSpectrumA m	AL	33.79	-1.2	-1.4	+1.1/E
CptlSpectrumC m	AL	31.98	-1.2	-2.0	+.4/E
CptlSpectrumY	AL	34.24	-1.1	-1.2	+1.4/E
DiversIncA m	NT	6.96	+.4	+2.5	+4.3/A
DiversIncC m	NT	6.83	+.3	+2.0	+3.5/B
DiversIncM m	NT	6.82	+.4	+2.4	+4.0/B
DynAstAlcBalA m	MA	15.67	+1.1	+3.6	+8.9/C
DynAstAlcBalB m	MA	15.61	+1.0	+3.1	+8.1/D
DynAstAlcBalC m	MA	15.24	+1.0	+3.1	+8.1/D
DynAstAlcBalY	MA	15.70	+1.1	+3.8	+9.1/B
DynAstAlcCnsrA m	TV	10.83	...	+.4	+4.9/D
DynAstAlcCnsrY	TV	10.88	+.1	+.6	+5.2/D
DynAstAlcGrA m	AL	17.80	+1.6	+4.5	+11.3/A
DynAstAlcGrB m	AL	17.32	+1.5	+3.9	+10.4/C
DynAstAlcGrC m	AL	16.64	+1.6	+3.9	+10.4/C
DynAstAlcGrY	AL	18.02	+1.6	+4.7	+11.5/A
EqIncA m	LV	26.27	+2.2	+7.7	+13.9/B
EqIncB m	LV	25.92	+2.2	+7.2	+13.1/C
EqIncC m	LV	25.92	+2.1	+7.2	+13.1/C
EqIncM m	LV	25.90	+2.2	+7.4	+13.3/C
EqIncY	LV	26.29	+2.3	+8.0	+14.2/B
EqSpectrumA m	MB	40.87	-.6	+7.7	+4.5/E
EqSpectrumC m	MB	38.21	-.6	+7.1	+3.7/E
EqSpectrumY	MB	41.67	-.5	+7.9	+4.8/E
EuropeEqA m	ES	27.06	+1.4	-2.8	+2.8
FixIncAbReA m	NT	9.80	+.3	+2.7	+3.0
FixIncAbReC m	NT	9.77	+.2	+2.2	+2.2
FixIncAbReY	NT	9.81	+.3	+3.0	+3.3
FltngRtIncA m	BL	8.59	+.5	+3.1	+3.9/D
FltngRtIncC m	BL	8.58	+.4	+2.4	+3.2/E
GlbEqA m	WS	16.35	+2.2	+3.8	+10.0/D
GlbHCA m	SH	54.19	+2.2	+9.8	+3.1/D
GlbHCY	SH	58.19	+2.2	+10.0	+3.3/D
GlbIncA m	IB	11.75	-.2	-1.6	+2.1
GlbNatrlResA m	SN	16.96	+3.3	+.5	+2.7
GlbUtlsA m	SU	13.64	-1.2	+.8	+7.7
GrOppsA m	LG	37.35	+4.1	+19.3	+19.5/A
GrOppsB m	LG	31.68	+4.0	+18.7	+18.6/A
GrOppsC m	LG	32.25	+4.0	+18.7	+18.6/A
HighYieldA m	HY	5.79	+.7	+1.3	+5.7/B
HighYieldM m	HY	5.77	+.6	+1.2	+5.5/C
IncA m	CI	6.76	-1.0	...	+2.2/A
IncC m	CI	6.70	-1.2	-.6	+1.4/C
IncM m	CI	6.57	-1.1	-.3	+1.9/B
IncY	CI	6.87	-1.1	+.1	+2.4/A
IntlCptlOppsA m	FA	41.65	+3.2	-2.4	+8.6
IntlEqA m	FB	25.23	+2.4	-3.6	+5.8/E
IntlEqY	FB	25.55	+2.4	-3.4	+6.1/E
IntlGrA m	FG	22.69	+.8	-1.7	+7.4
IntlValA m	FV	11.76	+1.5	-5.0	+5.9
MATEIncA m	MT	9.32	-.6	-1.3	+1.8
MNTEIncA m	SM	9.03	-.6	-.8	+1.7
MltAsAbRtA m	AM	11.64	-1.3	-4.6	+1.8/C
MltAsAbRtC m	AM	11.27	-1.2	-5.1	+1.1/C
MltAsAbRtY	AM	11.70	-1.2	-4.4	+2.1/B
MortgageSecsA m	CI	12.37	-.5	-.5	+.4/E
NJTEIncA m	MJ	9.03	-.6	-.3	+2.5
NYTEIncA m	MY	8.29	-.8	-1.0	+2.0/C
OhioTEIncA m	MO	8.75	-.6	-.9	+1.7
PETEIncA m	MP	8.85	-.7	-.9	+1.9
RsrchA m	LB	36.59	+2.3	+9.7	+15.2
RtrReady2020A m	TE	19.62	-.1	-.1	+3.8
RtrReady2025A m	TG	22.97	+.2	+.7	+5.2
RtrReady2030A m	TH	23.34	+.5	+1.5	+6.8
RtrReady2035A m	TI	24.23	+.7	+2.1	+8.3
ShrtDurBdA m	NT	10.05	...	+1.5	+2.1
ShrtDurBdY	NT	10.07	+.1	+1.6	+2.4
SmCpGrA m	SG	45.89	+4.0	+22.9	+15.1
SmCpGrY	SG	47.54	+4.0	+23.2	+15.4
SmCpValA m	SV	14.27	+.9	+4.6	+12.3
SmCpValY	SV	15.02	+.9	+4.8	+12.5
SustFutureA m	MV	21.98	+2.2	+9.7	+10.3
SustLeadersA m	LG	103.54	+3.3	+15.8	+17.6/B
SustLeadersB m	LG	81.16	+3.2	+15.1	+16.7/C
SustLeadersM m	LG	89.79	+3.3	+15.3	+17.0/C
SustLeadersY	LG	110.77	+3.3	+16.0	+17.9/B
TEIncA m	ML	8.41	-.7	-.7	+2.4/C
TxFrHYA m	HM	12.38	-.6	+.7	+4.0/C
QCI					
BalIns	CA	12.88	+2.4	+6.6	+8.8/A
QS					
CnsrvGrA m	MA	14.51	+.4	+1.9	+7.3
DefesvGrA m	CA	13.08	+.1	+.3	+5.2
GlbEqA m	WS	18.13	+3.0	+4.0	+12.8/B
GrA m	XM	16.64	+1.0	+2.6	+9.3
ModGrA m	AL	16.37	+.8	+2.5	+8.7
SP500IdxA b	LB	27.87	+2.7	+10.7	+16.1/B
RBC					
EntprI d	SG	24.93	+.7	+8.5	+14.1/D
SMIDCpGrI d	MG	16.49	+3.8	+19.8	+16.6/B
Reynolds					
BlueChipGr b	LG	67.50	+3.3	+19.7	+13.1/E
Rice Hall James					
MicroCpIns d	SG	39.28	+1.2	+18.7	+17.1/B
SmCpIns	SG	12.59	+1.9	+15.2	+9.7/E
RiverNorth					
CorOppR m	MA	11.03	+.7	+2.0	+10.5
dbleInStrIncI d	MU	10.12	-.1	+.6	+4.3
dbleInStrIncR m	MU	10.13	-.2	+.3	+4.0
Riverbridge					
GrIns d	MG	22.17	+4.1	+22.7	+18.0/A
Rockefeller					
CorTxableBdIns	CI	9.75	-.9	-1.9	+1.2/C
IntermTENtBdIns	MI	9.93	-.6	-.8	+.6/E

| Name | Obj | NAV

Continued from **previous page**

Mutual Funds

Name	Obj	NAV	4-wk Rtn	YTD Rtn	3-yr Rtn/Rk
QtLrgCpValInstl	LV	10.80	+2.0	+4.1	+12.2/D
QtSm-CpEqInstl	SG	21.11	+.9	+10.5	+14.8/D
QtSm-CpEqPre b	SG	20.98	+.9	+10.4	+14.7/D
QtSm-CpEqRet	SG	20.56	+.9	+10.4	+14.6/D
QtSm-CpEqRetail b	SG	20.34	+.8	+10.3	+14.5/D
RlEsttSecI	SR	15.86	-1.1	+3.0	+8.9/A
RlEsttSecP b	SR	15.87	-1.1	+2.9	+8.7/A
RlEsttSecRtl b	SR	15.73	-1.2	+2.8	+8.5/A
RlEsttSecRtr	SR	16.51	-1.2	+2.8	+8.6/A
SP500IdxI	LB	32.89	+2.7	+11.1	+16.7/A
SP500IdxRtr	LB	32.65	+2.7	+10.9	+16.4/A
SclChEqI	LB	21.18	+2.5	+10.4	+16.1/B
SclChEqP b	LB	21.09	+2.5	+10.2	+15.9/B
SclChEqRtl b	LB	19.00	+2.5	+10.2	+15.8/B
SclChEqRtr	LB	21.47	+2.5	+10.2	+15.8/B
ShrtTrmBdI	CS	10.19	-.1	+.5	+1.5/B
ShrtTrmBdRtl b	CS	10.20	...	+.3	+1.2/C
ShrtTrmBdRtr	CS	10.20	-.1	+.3	+1.2/B
SmCpBlndIdxI	SB	24.07	+1.4	+13.1	+15.7/A
SmCpBlndIdxRtr	SB	24.14	+1.4	+12.9	+15.5/B
The Investment House					
InvmHouseGr	LG	37.88	+2.7	+16.1	+20.4/A
Third Avenue					
RlEsttValIns d	GR	32.64	-.1	-4.9	+7.1/B
SmCpValIns d	SB	22.49	-1.3	+8.1	+13.3/C
ValIns d	WS	50.09	+3.0	+.5	+9.6/D
Thompson					
Bd	CS	11.52	+.2	+2.6	+4.9/A
LgCp	LB	71.95	+3.8	+7.1	+15.4/B
Thornburg					
CALtdTrmMnA m	SS	13.45	-.5	-.4	+.5/D
CorGrA m	LG	40.32	+2.0	+18.6	+13.9/E
DevWldR6	EM	19.51	-.2	-9.6	+7.7/D
IntermMnA m	MI	13.80	-.6	-.6	+1.4/D
IntermMnC m	MI	13.82	-.6	-.9	+1.1/E
IntlGrR6	FR	24.72	-.9	+1.5	+10.6/C
IntlValA m	FB	23.00	+2.0	-6.1	+4.6/E
IntlValC m	FB	20.28	+1.9	-6.7	+3.8/E
IntlValI	FB	23.79	+2.1	-5.9	+5.0/E
InvmIncBldrA m	IH	21.91	+2.2	+2.7	+8.2/A
InvmIncBldrC m	IH	21.89	+2.1	+2.2	+7.4/B
LtdTrmIncA m	CS	13.15	-.4	-.2	+1.5/B
LtdTrmIncC m	CS	13.13	-.4	-.3	+1.3/B
LtdTrmIncI	CS	13.15	-.4	...	+1.8/A
LtdTrmMnA m	MS	14.10	-.5	-.3	+.7/C
LtdTrmMnC m	MS	14.13	-.5	-.4	+.5/D
LtdTrmMnI	MS	14.10	-.5	-.1	+1.0/B
LtdTrmUSGvtA m	GS	12.68	-.5	-.7	+.1/C
NewMxcIntermMnA m	SI	13.00	-.4	+.3	+1.1/D
ValA m	LB	73.21	+1.8	+8.4	+12.8/E
ValC m	LB	66.73	+1.8	+7.7	+12.0/E
ValI	LB	75.47	+1.9	+8.6	+13.2/D
Thrivent					
BalIncPlusA m	CA	13.53	+.7	+3.2	+7.1
BalIncPlusS	CA	13.51	+.8	+3.4	+7.4
DiversIncPlusA m	CA	7.42	+.4	+2.2	+5.6
HYA m	HY	4.74	+.7	+1.5	+5.4
IncA m	TW	8.82	-.6	-2.3	+2.8
LgCpGrA m	LG	12.29	+2.9	+20.0	+16.5
LgCpStkA m	WS	28.85	+1.9	+6.4	+11.7
LgCpStkS	WS	29.15	+2.0	+6.6	+12.1
LgCpValA m	LV	24.50	+2.8	+8.0	+15.3
LgCpValS	LV	24.70	+2.9	+8.3	+15.7
LtdMatBdA b	CS	12.33	...	+.6	+1.6
MidCpStkA m	MB	26.85	+1.1	+6.1	+18.9
MidCpStkS	MB	30.29	+1.1	+6.3	+19.3
MnBdA m	ML	11.00	-.7	-.9	+1.8
OppIncPlusA m	MU	10.03	+.2	+.2	+3.4
OppIncPlusS	MU	10.03	+.3	+.3	+3.7
SmCpStkA m	SG	23.68	+1.8	+9.8	+17.3
Timothy					
PlanSmCpValA m	SB	21.05	+.4	+8.2	+14.0/C
Tocqueville					
Delafield b	SV	23.33	+.3	+3.1	+9.2/E
Gold m	SP	30.55	+3.3	-16.9	+5.7/E
IntlVal b	FB	16.66	+2.4	-5.0	+7.8/B
Opp b	MG	31.46	+4.8	+23.4	+13.1/D
Tocqueville b	LB	38.38	+1.8	+4.8	+13.8/D
Torray					
Torray	LV	50.49	+3.0	+2.4	+11.7/D
Touchstone					
ActvBdA m	CI	10.00	-.9	-2.3	+1.7/B
ActvBdY	CI	10.00	-.8	-2.1	+1.9/B
BalancedA m	MA	22.66	+1.4	+5.9	+10.6/A
DynGlbAllcA m	IH	12.63	+.8	+1.3	+6.0/D
FlexIncA m	MU	10.78	-.1	+.1	+3.5/C
FlexIncC m	MU	10.63	-.1	-.4	+2.7/D
FlexIncY	MU	10.82	...	+.4	+3.8/B
FocedY	LB	47.48	+1.1	+8.3	+12.8
GrOppsIns	LG	38.26	+2.2	+15.3	+14.5/D
GrOppsY	LG	37.81	+2.2	+15.2	+14.4/D
HYY	HY	8.42	+.6	+1.2	+5.0/D
ImpactBdInstl	CI	9.77	-1.1	-1.6	+1.5/C
ImpactBdY	CI	9.78	-1.0	-1.5	+1.4/C
IntlEqA m	FB	18.28	+.9	-5.9	+6.4/D
IntlSmCpY	FR	17.90	+2.1	-5.3	+5.4/E
LargeCpFocA m	LB	47.22	+2.5	+11.6	+16.9/A
MergerArbtrgY	NE	10.50	-.2	-.3	+2.2/B
MidCpGrA m	MG	31.17	+2.5	+14.8	+14.9/B
MidCpGrC m	MG	20.23	+2.5	+14.2	+14.0/C
MidCpGrIns	MG	32.64	+2.6	+15.1	+15.3/B
MidCpGrY	MG	32.36	+2.6	+15.0	+15.2/B
MidCpValIns	MV	19.28	+.9	+.7	+12.2/C
MidCpY	MB	36.08	-.4	+11.0	+14.5/A
PrmYldEqY	LV	9.73	+1.1	+4.4	+10.7/E
SdCptlInsGr	LG	26.09	+3.5	+26.8	+17.3/B
SdCptlSelGrA m	LG	17.43	+3.4	+26.2	+16.8/C
SdCptlSelGrC m	LG	15.92	+3.4	+25.5	+15.9/D
SdCptlSelGrY	LG	18.41	+3.5	+26.4	+17.1/C
SdCptlSelGrZ b	LG	17.45	+3.5	+26.2	+16.8/C
SmCpGrY	SG	5.63	+.3	+12.2	+6.0
SmCpIns	SB	16.71	+1.0	+10.8	+7.5/E
SmCpValA m	SV	28.51	...	+6.5	+12.6/C
SmCpY	SB	16.76	+1.0	+10.8	+7.4/E
SmallComA m	SG	5.99	+2.0	+14.8	+17.0/B
SmallComC m	SG	3.49	+2.0	+14.1	+16.1/C
SstnbtylpcEqA m	WS	23.70	+2.8	+5.8	+12.8/B
SstnbtylpcEqY	WS	24.53	+2.9	+6.1	+13.1/B
UlShrtDrFlA m	UB	9.25	+.2	+1.2	+1.3/C
UlShrtDrFlY	UB	9.25	+.2	+1.4	+1.6/B
UlShrtDrFlZ b	UB	9.25	+.2	+1.2	+1.3/C
ValIns	LV	10.87	+3.3	+8.6	+13.3
ValY	LV	10.90	+3.2	+8.5	+13.1
Towle					
Deep Val d	SV	19.06	+1.3	+1.7	+20.8/A
Transamerica					
AsAlCnsrvA m	CA	11.07	+.1	+.3	+5.1/D
AsAlCnsrvC m	CA	10.96	+.1	-.3	+4.3/E
AsAlGrA m	XM	15.72	+1.7	+3.6	+11.0/D
AsAlGrC m	XM	15.19	+1.7	+3.0	+10.2/E
AsAlModA m	CA	12.20	+.6	+1.1	+6.6/B
AsAlModC m	CA	12.12	+.4	+.4	+5.7/C
AsAlModGrA m	MA	13.67	+1.0	+2.1	+8.5/C
AsAlModGrC m	MA	13.60	+1.0	+1.6	+7.7/D
BondA m	CI	9.02	-.2	-.3	+2.9/A
CptlGrA m	LG	29.42	+2.9	+25.5	+21.6/A
HYBdA m	HY	9.04	+.7	+1.7	+5.6/C
MltCpGrA m	LG	7.93	+2.1	+11.8	+6.4/E
MltMgdBalA m	MA	29.16	+1.3	+4.9	+9.5/B
SMPValA m	MV	29.14	+.2	+6.7	+14.8/A
Tributary Funds					
SmCoIns	SB	31.45	+1.2	+10.4	+15.4/B
Trillium					
GlbEqR b	WS	45.33	+2.3	+5.5	+13.6/A
Trust For Credit Uni					
UnsShrtDrTCU	GS	9.48	-.2	+.1	+.3/B
UnsUlShDrGvtTCU	UB	9.39	+.1	+.8	+.5/E
Tweedy, Browne					
GlbVal d	FV	29.13	+.7	+2.2	+7.7/B
GlbVIIICyUnHdg d	FV	15.93	+2.1	+1.4	+7.2/B
Val	WS	24.40	+.4	+2.3	+9.8/D
WldwdHDvYldVl d	WS	10.54	+2.0	+3.4	+9.3/D
U.S. Global Investor					
GlbRes b	SN	5.42	+.2	-11.0	+6.1/D
GoldPrcMtls b	SP	6.80	+2.1	-14.6	+11.5/A
WldPrecMnral b	SP	3.52	+1.4	-24.9	+7.3/C
UBS					
GlbAllcA m	IH	12.29	+1.2	+1.0	+6.6/C
GlbAllcC m	IH	11.94	+1.1	+.5	+5.8/D
GlbAllcP	IH	12.57	+1.2	+1.1	+6.8/C
IntlSustEqP	FB	10.49	+2.5	-2.3	+8.2/B
USAllcA m	MA	51.04	+.2	+3.8	+9.0/B
USAllcC m	MA	49.00	+.2	+3.4	+8.2/D
USSmCpGrP	SG	25.01	+3.0	+26.1	+15.2/C
UBS PACE					
AltStrsInvmsP	AM	10.75	-.1	-.7	+.7
GlbFIInvmsP x	IB	9.67	-.1	-2.6	+1.1/D
IntermFIInvmsP x	CI	11.81	-1.0	-2.1	+.8/D
IntlEMEqInvP	EM	13.08	+.5	-10.0	+7.4/D
IntlEqInvmsP	FB	16.86	+1.7	-.5	+9.4/A
LgCoGrEqInvmsA m	LG	28.26	+3.2	+14.3	+15.7/D
LgCoGrEqInvmsP	LG	29.26	+3.2	+14.5	+15.9/D
LgCoValEqInvmsA m	LV	24.53	+2.1	+4.1	+13.1/C
LgCoValEqInvmsP	LV	24.48	+2.1	+4.3	+13.3/C
MnFIInvmsP	MI	12.61	-.7	-.8	+1.9/C
MrBckScFIInvmsP x	CI	12.24	-1.0	-1.8	+.9/D
SMCoGrEqInvmsP	SG	22.79	+3.2	+25.7	+14.3/D
SMCoValEqInvmsP	SB	22.19	+.7	+7.2	+13.0/D
StrFIInvmsP x	CI	13.20	-1.0	-1.9	+2.3/A
USA Mutuals					
ViceInv b	LB	30.13	-.7	-6.2	+10.3/E
USAA					
AgrsGr	LG	51.12	+2.9	+16.8	+16.8/C
CABd	MC	10.83	-.6	-.2	+2.4/C
CptlGr	WS	13.03	+2.9	+5.2	+13.3/A
CrnrstnEq	WS	15.90	+2.1	+1.9	+12.0/C
CrnrstnMdlyAgrs	MA	25.43	+.9	+.8	+6.6/E
CrnrstnMod	CA	14.95	+.6	+.6	+5.9/C
EM	EM	17.45	...	-13.2	+9.0/C
ExtendedMktIdx	MB	21.18	+1.6	+11.6	+14.0/B
Gr	LG	33.42	+2.5	+9.5	+16.5/C
GrInc	LB	27.08	+2.9	+7.9	+14.4/C
GrandTxtr	CA	20.42	+.8	+4.6	+9.0/A
GvtSec	GI	9.46	-.7	-1.1	+.3/B
HiInc d	HY	8.03	+.5	+2.0	+6.5/A
Inc	CI	12.64	-.8	-1.7	+2.8/A
IncStk	LV	20.85	+1.7	+5.6	+13.6/C
IntermTrmBd	TW	10.28	-.6	-1.1	+3.2/B
Intl	FB	32.78	+1.6	-1.5	+9.1/A
NASDAQ100Idx	LG	21.26	+2.7	+18.8	+21.3/A
NYBd	MN	11.65	-.6	-.1	+2.2/A
PrcMtlsMnral	SP	10.93	-.2	-17.8	+6.7/D
SP500IdxMbr	LB	41.79	+2.7	+10.9	+16.5/A
SP500IdxRwd	LB	41.82	+2.8	+11.0	+16.6/A
SciTech	ST	30.24	+3.5	+14.3	+18.8/E
ShrtTrmBd	CS	9.06	...	+.6	+1.7/A
SmCpStk	SB	19.98	+1.5	+13.8	+13.9/C
TEIntermTrm	MI	13.04	-.5	-.3	+2.3/B
TELngTrm	ML	13.03	-.7	-.4	+2.7/B
TEShrtTrm	MS	10.43	...	+1.0	+1.0/B
TrgtRet2020	TE	13.02	+.8	+1.2	+7.2/C
TrgtRet2030	TH	14.11	+1.4	+2.0	+9.0/D
TrgtRet2040	TJ	14.61	+1.7	+2.5	+10.3/D
TrgtRet2050	TN	14.85	+1.9	+2.8	+10.7/E
TrgtRetInc	RI	11.65	+.3	+.5	+5.0/B
UlShrtTrmBd	UB	9.92	+.1	+1.0	+1.2/C
VIBd	SI	11.06	-.6	-.5	+2.2/A
Val	LV	22.82	+3.3	+5.3	+12.1/D
WldGr	WS	33.49	+2.8	+3.7	+12.0/C
Undiscovered Manager					
BehavioralValA m	SV	74.06	+1.1	+8.4	+15.0/B
BehavioralValC m	SV	69.62	+1.0	+8.0	+14.4/B
BehavioralValL	SV	76.01	+1.1	+8.7	+15.4/A
VALIC Co I					
AstAllc	MA	11.58	+1.8	+1.7	+7.6/D
CorEq	LB	25.53	+2.2	+11.2	+16.1/B
CptlCnsrvtn	CI	9.50	-1.0	-2.4	+.9/D
DivVal	LV	13.39	+1.5	+3.9	+14.5/B
EmergEcos	EM	8.14	+1.0	-12.7	+10.0/C
FrgnVal	FV	10.48	+1.6	-3.8	+7.3/B
GlbSclAwrns	WS	27.59	+2.6	+6.3	+12.6/B
GlbStr	IH	12.27	+1.2	+.8	+6.4/C
Gr	LG	18.72	+2.6	+15.4	+17.6/B
GrInc	LB	24.30	+2.8	+10.1	+15.6/B
GvtSec	GI	10.15	-1.1	-1.9	+.3/B
HlthSci	SH	22.83	+4.2	+18.1	+8.9/B
InflProt	IP	10.85	-.4	-1.1	+2.0/A
IntlEqsIdx	FB	7.46	+2.5	-.7	+8.1/B
IntlGr	FG	14.68	+.2	+5.1	+9.9/B
IntlGvtBd	IB	11.49	+.1	-3.4	+2.1/C
LgCpCor	LB	12.72	+2.6	+7.3	+14.1/D
LgCptlGr	LG	16.54	+3.5	+14.7	+17.7/B
MidCpIdx	MB	29.58	+1.4	+8.5	+14.7/A
MidCpStrGr	MG	17.01	+2.5	+14.0	+15.8/B
SciTech	ST	32.54	+3.2	+18.6	+24.6/C
SmCp	SG	12.41	+1.8	+13.9	+13.9/D
SmCpIdx	SB	24.09	+1.3	+12.8	+15.3/B
SmCpSpecVals	SV	14.66	+.4	+8.5	+16.4/A
SmMidGr	MG	15.07	+3.7	+15.4	+12.1/D
StkIdx	LB	42.95	+2.7	+10.9	+16.4/A
Val	LV	19.00	+2.3	+5.1	+12.4/D
VALIC Co II					
CorBd	CI	10.67	-.7	-2.4	+1.5/C
HYBd	HY	7.57	+.8	+1.6	+6.0/B
IntlOpps	FR	21.13	+1.7	+1.1	+13.3/A
LgCpVal	LV	23.12	+2.0	+6.3	+13.7/B
MidCpVal	MB	22.26	+1.3	+4.3	+11.7/C
SclyRspnb	LB	23.39	+2.9	+9.9	+15.5/B
SmCpVal	SV	15.50	-.4	+6.5	+13.2/C
StrBd	MU	10.87	+.1	-1.8	+3.5/C
VY					
ClmbCntrnCrS b	LB	23.05	+2.7	+7.2	+14.1/D
TRPDvrsMdCpGrA b	MG	10.71	+2.8	+13.5	+14.5/C
TRPGrEqI	LG	90.69	+2.0	+14.9	+17.2/B
Value Line					
AstAllcInv b	MA	35.00	+2.3	+11.0	+11.0/A
CorBd b	CI	14.35	-.9	-2.4	+.9/D
CptlApprctInv b	AL	11.17	+3.7	+12.3	+13.4/A
LgrCoFocedInv b	LG	34.19	+5.0	+19.3	+18.9/A
MidCpFoced b	MG	22.74	+4.3	+18.5	+17.2/A
PremGr b	MG	38.49	+3.8	+16.2	+15.8/B
SmCpOppsInv b	SG	58.74	+2.2	+13.5	+15.5/C
TE b	ML	9.55	-.8	-1.2	+1.3/E
VanEck					
EMA m	EM	15.38	-1.8	-16.6	+6.9/D
EMY	EM	15.65	-1.8	-16.4	+7.3/D
GlbHardAstsA m	SN	33.59	+3.1	-7.5	+3.9/E
GlbHardAstsY	SN	34.28	+3.1	-7.4	+4.2/E
IntlInvsGoldA m	SP	7.57	+.8	-19.3	+9.5/B
IntlInvsGoldY	SP	7.72	+.8	-19.2	+9.8/A
Vanguard					
500IdxAdmrl	LB	271.77	+2.7	+11.1	+16.7/A
500IdxInv	LB	271.72	+2.7	+11.0	+16.6/A
BalIdxAdmrl	MA	36.43	+1.1	+6.0	+10.2/A
BalIdxIns	MA	36.43	+1.1	+6.0	+10.2/A
BalIdxInv	MA	36.42	+1.1	+5.9	+10.1/A
CAITTxExAdm	MF	11.52	-.7	-.3	+2.1/B
CAITTxExInv	MF	11.52	-.7	-.4	+2.0/B
CALtrmTEAdm	MC	11.81	-1.0	-1.0	+2.9/B
CALtrmTEInv	MC	11.81	-1.0	-1.1	+2.8/B
CnsDscIdxAdmrl	CD	93.91	+2.8	+17.1	+16.0/A
CnsStpIdxAdmrl	CC	70.72	+.4	-.4	+8.1/A
CnvrtSecInv	CV	14.03	+2.2	+5.1	+5.8/E
CptlOppAdmrl	LG	175.82	+2.2	+14.5	+19.0/A
CptlOppInv	LG	76.08	+2.2	+14.4	+18.9/A
CptlValInv	LV	13.96	+1.5	+4.9	+9.3/E
DevMIdxAdmrl	FB	14.05	+2.6	-.9	+9.2/A
DevMIdxIns	FB	14.07	+2.6	-.9	+9.2/A
DivAprcIdxInv	LB	44.84	+3.5	+11.0	+16.8/A
DivGrInv	LB	28.84	+3.1	+10.7	+14.7/C
DiversEqInv	LG	39.33	+2.7	+12.6	+15.3/D
EMGvtBdIdxAdmrl	EB	18.88	+.2	-3.5	+4.5/C
EMSelStkInv	EM	21.01	+1.0	-7.8	+11.1/B
EMStkIdxInAdm	EM	34.45	...	-9.0	+8.8/C
EMStkIdxInInv	EM	26.24	...	-9.1	+8.7/D
EMStkIdxInPl	EM	87.18	...	-9.0	+8.9/C
EMStkIdxIns	EM	26.20	...	-9.0	+8.9/C
EngyAdmrl	EE	106.71	+2.9	+6.0	+11.8/A
EngyIdxAdmrl	EE	51.96	+3.0	+6.5	+8.8/A
EngyInv	EE	56.86	+2.9	+6.0	+11.8/A
EqIncAdmrl	LV	81.28	+1.5	+5.6	+15.3/A
EqIncInv	LV	38.77	+1.5	+5.5	+15.2/A
EuStkIdxAd	ES	71.78	+2.9	-.6	+7.6/B
EuStkIdxInsP	ES	136.76	+2.9	-.6	+7.7/B
EuStkIdxInstl	ES	30.61	+2.9	-.6	+7.6/B
EuStkIdxInv	ES	30.82	+2.9	-.7	+7.4/B
ExplorerAdmrl	SG	107.36	+2.6	+21.4	+17.8/B
ExplorerInv	SG	115.28	+2.6	+21.3	+17.7/B
ExplorerValInv	SB	40.31	+.9	+10.0	+15.1/B
ExtDrTrIdIns	GL	32.91	-5.0	-8.0	+1.8/A
ExtDrTrIdInsPls	GL	82.61	-5.0	-8.0	+1.8/A
ExtMktIdxAdmrl	MB	94.28	+1.6	+11.9	+14.5/A
ExtMktIdxIns	MB	94.27	+1.6	+11.9	+14.6/A
ExtMktIdxInsPls	MB	232.66	+1.6	+11.9	+14.6/A
ExtMktIdxInv	MB	94.31	+1.6	+11.8	+14.4/A
FAWexUSIAdmr	FB	32.66	+2.1	-2.4	+9.2/A
FAWexUSIInPl	FB	109.66	+2.1	-2.4	+9.2/A
FAWexUSIIns	FB	103.56	+2.1	-2.4	+9.2/A
FAWexUSIIdxInv	FB	20.73	+2.1	-2.5	+9.0/A
FAWexUSSCIIn	FQ	217.95	+1.9	-3.4	+10.0/D
FAWexUSSCpIIInv	FQ	43.50	+1.9	-3.5	+9.8/D
FSocialIdxIns	LB	19.44	+2.6	+11.9	+16.8/A
FSocialIdxInv	LB	19.42	+2.5	+11.9	+16.7/A
FincIsIdxAdmrl	SF	36.44	+1.7	+4.8	+18.2/A
GNMAAdmrl	GI	10.13	-.8	-1.1	+1.0/A
GNMAInv	GI	10.13	-.9	-1.2	+.9/A
GlbEqInv	WS	32.83	+2.3	+4.9	+13.6/A
GlbMnmVIInv	SW	14.48	+.6	+7.0	+11.2/D
GlbexUSRIElAdmr d	GR	34.80	+.3	-3.8	+8.3/A
GlbexUSRIEldIns d	GR	115.94	+.3	-3.8	+8.3/A
GlbexUSRIEldInv d	GR	22.96	+.2	-3.9	+8.1/A
GrIdxAdmrl	LG	82.75	+2.9	+15.0	+17.2/B
GrIdxIns	LG	82.75	+2.9	+15.0	+17.2/B
GrIdxInv	LG	82.74	+2.9	+14.9	+17.0/C
GrandIncAdmrl	LB	85.37	+2.5	+11.5	+16.4/A
GrandIncInv	LB	52.30	+2.5	+11.4	+16.3/A
HCAdmrl	SH	95.46	+2.5	+13.0	+7.5/C
HCIdxAdmrl	SH	89.61	+3.4	+17.0	+11.8/A
HCInv	SH	226.31	+2.5	+12.9	+7.5/C
HYCorpAdmrl	HY	5.77	+.6	+1.4	+5.5/C
HYCorpInv	HY	5.77	+.6	+1.3	+5.4/C
HYTE	ML	11.11	-.9	-.3	+3.7/A
HYTEAdmrl	ML	11.11	-.9	-.2	+3.8/A
HiDivYldIdxInv	LV	35.30	+1.8	+5.7	+15.4/A
ITIdxAdmrl	ST	103.32	+4.3	+23.1	+27.0/B
InTrBdIdxAdmrl	CI	10.87	-1.1	-2.4	+1.2/D
InTrBdIdxIns	CI	10.87	-1.1	-2.4	+1.2/C
InTrBdIdxInsPls	CI	10.87	-1.1	-2.3	+1.2/C
InTrBdIdxInv	CI	10.87	-1.1	-2.4	+1.1/D
InTrCrpBdIAdmrl	TW	22.47	-.9	-2.3	+2.6/D
InTrCrpBdIIns	TW	27.77	-.8	-2.3	+2.6/C
InTrInGdAdm	TW	9.36	-.8	-1.8	+2.1/E
InTrInGdInv	TW	9.36	-.8	-1.9	+2.0/E
InTrTEAdmrl	MI	13.77	-.6	-.5	+2.0/B
InTrTEInv	MI	13.77	-.6	-.6	+1.9/C
InTrTrsAdmrl	GI	10.68	-1.1	-1.9	+.1/C
InTrTrsIdxAd	GI	20.94	-1.0	-1.7	+.1/C
InTrTrsIdxIns	GI	25.99	-1.0	-1.7	+.1/C
InTrTrsInv	GI	10.68	-1.1	-1.9	.../D
IndtlsIdxAdmrl	ID	77.29	+3.5	+6.6	+17.5/A
InflPrtScAdmrl	IP	25.11	-1.1	-1.0	+1.7/B
InflPrtScIns	IP	10.23	-1.1	-1.0	+1.8/B
InflPrtScInv	IP	12.79	-1.1	-1.0	+1.6/B
InsIdxIns	LB	268.28	+2.7	+11.1	+16.7/A
InsIdxInsPlus	LB	268.31	+2.7	+11.1	+16.8/A
InsTrgRt2020Ins	TE	23.13	+.9	+2.7	+8.3/A
InsTtlSMIInPls	LB	65.48	+2.6	+11.3	+16.4/A
InsTtlSMIIns	LB	65.48	+2.6	+11.3	+16.4/A
IntlExplorerInv	FR	20.59	+2.8	-3.3	+10.8/B
IntlGrAdmrl	FG	98.91	+1.3	+3.5	+16.2/A
IntlGrInv	FG	31.06	+1.3	+3.4	+16.0/A
IntlValInv	FV	38.89	+1.8	-2.5	+8.8/A
LTBdIdInsPls	CL	13.19	-2.5	-5.8	+3.3/C
LTBdIdxIns	CL	13.19	-2.5	-5.8	+3.3/D
LTBdIdxInv	CL	13.19	-2.5	-5.9	+3.2/D
LTCrpBdIdxIns	TW	29.11	-1.8	-5.9	+4.8/A
LTInGrdAdm	TW	9.66	-2.0	-6.2	+4.3/A
LTInGrdInv	TW	9.66	-2.0	-6.2	+4.2/A
LTTE	ML	11.27	-1.0	-1.0	+2.8/B
LTTEAdmrl	ML	11.27	-1.0	-1.0	+2.9/B
LTTrsAdmrl	GL	11.42	-3.5	-6.0	+1.0/B
LTTrsIdxIns	GL	30.76	-3.5	-5.9	+1.1/A
LTTrsInv	GL	11.42	-3.5	-6.1	+.9/C
LfStrCnsrGrInv	CA	20.10	+.4	+1.7	+6.4/B
LfStrGrInv	AL	34.78	+1.7	+4.3	+11.1/B
LfStrIncInv	XY	15.46	-.2	+.3	+4.0/C
LfStrModGrInv	MA	27.69	+1.1	+3.0	+8.7/C
LgCpIdxAdmrl	LB	68.14	+2.7	+11.1	+16.5/A
LgCpIdxIns	LB	280.45	+2.7	+11.1	+16.5/A
LgCpIdxInv	LB	54.48	+2.7	+11.0	+16.4/A
LtdTrmTE	MS	10.81	-.3	+.5	+1.0/B
LtdTrmTEAdmrl	MS	10.81	-.3	+.6	+1.1/B
MATEInv	MT	10.46	-.9	-1.5	+2.3/A
MCpGrIdxAdm	MG	61.54	+2.4	+12.3	+12.9/D
MCpGrIdxInv	MG	56.20	+2.4	+12.2	+12.8/D
MCpVIIdxAdm	MV	59.96	+1.1	+4.8	+12.7/B
MCpVIIdxInv	MV	45.56	+1.1	+4.7	+12.6/C
MatlsIdxAdmrl	SN	70.01	+3.3	+1.4	+16.2/A
MdCpGrInv	MG	31.09	+3.6	+17.7	+12.5/D
MdCpIdxAdmrl	MB	206.14	+1.8	+8.3	+12.8/B
MdCpIdxIns	MB	45.54	+1.8	+8.3	+12.8/B
MdCpIdxInsPlus	MB	224.59	+1.8	+8.4	+12.8/B
MdCpIdxInv	MB	45.43	+1.8	+8.2	+12.7/B
MegaCpIdxIns	LB	200.04	+2.9	+11.7	+17.3/A
MegaCpValIdxIns	LV	162.01	+2.9	+8.3	+16.3/A
MgdPayoutInv	MA	18.72	+.7	+.7	+7.4/E
MktNetrlIns	NE	11.75	-1.7	+1.3	+.2/D
MktNetrlInv	NE	11.80	-1.6	+1.3	+.2/D
MorganGrAdmrl	LG	106.05	+3.4	+16.9	+17.5/B
MorganGrInv	LG	34.18	+3.4	+16.8	+17.4/B
MrtBckScIdxAdmr	GI	20.36	-.8	-1.3	+.8/A
NJLTmTEAdm	MJ	11.81	-.7	-.3	+4.1/A
NJLTmTEInv	MJ	11.81	-.7	-.3	+4.0/A
NYLTmTEAdm	MY	11.36	-.9	-1.2	+2.6/A
NYLTmTEInv	MY	11.36	-.9	-1.3	+2.5/B
OhioLngTrmTE	MO	12.19	-.9	-1.1	+2.