

08 14 33/ENJ
BuyLine 0179



ENJO Architectural Millwork
*Custom Wood Doors and Windows
for Commercial and
Residential Applications*

**When ENJO makes an entrance,
...everybody notices.**



**Introducing
FIRE RATED
Raised Panel
Doors and Frames
Call for details**



Over Fourty Years of Tradition.

For three generations ENJO has been providing high quality Millwork, Doors and Windows to some of the most discriminating architects and consumers around. Our skilled artisans and designers are specialists in creating custom doors and entrances in all shapes and sizes.

We've tried to illustrate the array of design capabilities and architectural motifs that are available with all of our entrances, windows and transoms. In addition to all types of doors and windows, our product line also consists of Wood and Glass Partitions, Wainscoting, Wood Store Fronts, Trimmed Openings and Moldings.

Residential, commercial and institutional products meet the most demanding architectural standards. Our dedication to quality has made ENJO Architectural Millwork a respected resource for architects and building professionals alike.

Our sales staff is at your disposal to help turn your creative concepts into lasting realities.



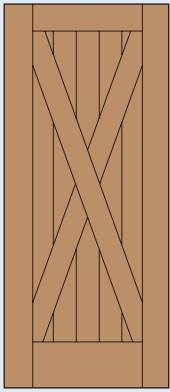
Craftsmanship and attention to detail are what have made the reputation of ENJO Architectural Millwork .
Visit us on line: www.enjo.com

Complete custom entryway designed and manufactured by ENJO.
800.437.3656

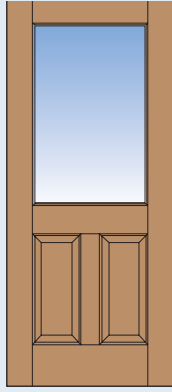


Single Doors

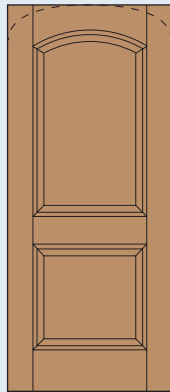
The designs shown in this brochure represent only a small part of what we offer. As custom woodworkers we can recreate period designs with amazing accuracy or fabricate contemporary motifs. We can also match your door designs to your windows. All of our products are true divided light whether it is a door or window, a sidelight or transom. In addition, almost any door panel is available as wood or glass giving you total freedom of choice.



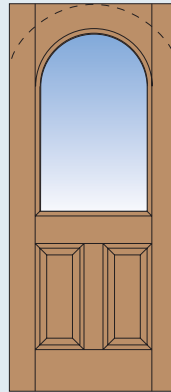
ENJ-306



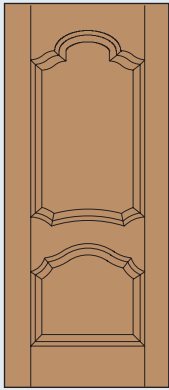
ENJ-312



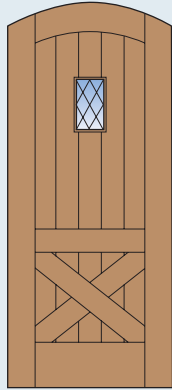
ENJ-316



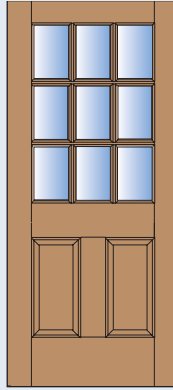
ENJ-324




ENJ-336



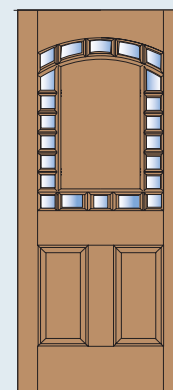
ENJ-354



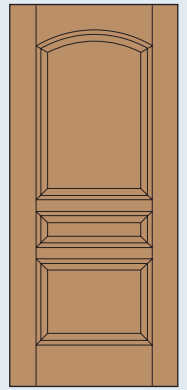
ENJ-364



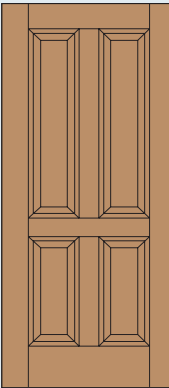
ENJ-370



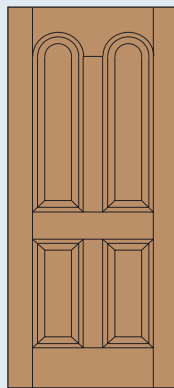
ENJ-377



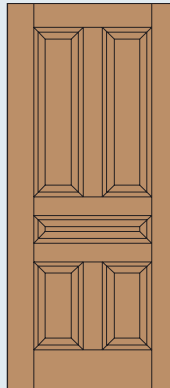
ENJ-382




ENJ-384




ENJ-390



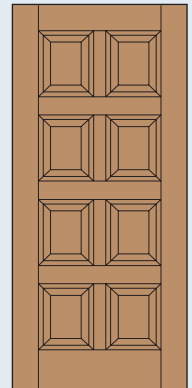
ENJ-410



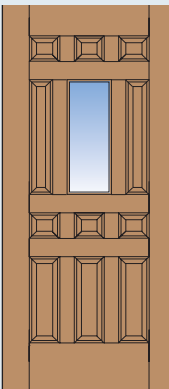
ENJ-422



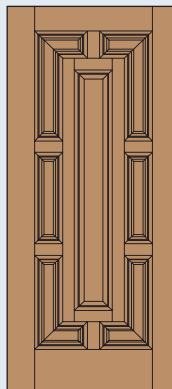
ENJ-430




ENJ-450



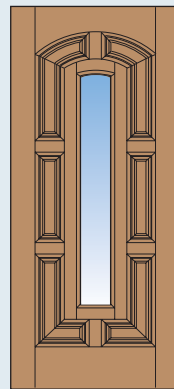
ENJ-456



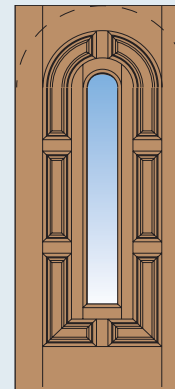
ENJ-464




ENJ-466



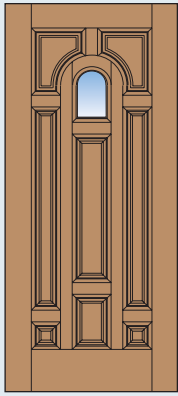
ENJ-470



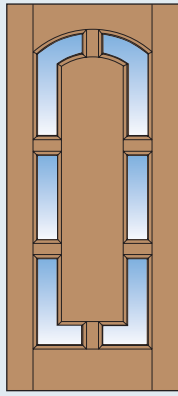
ENJ-472




ENJ-476



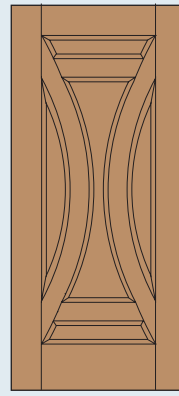
ENJ-480



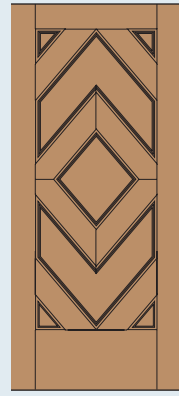
ENJ-488



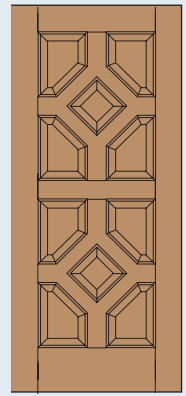
ENJ-490




ENJ-494




ENJ-500



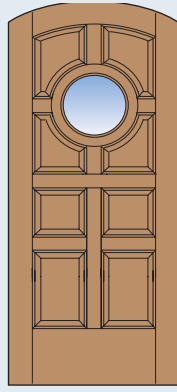
ENJ-502



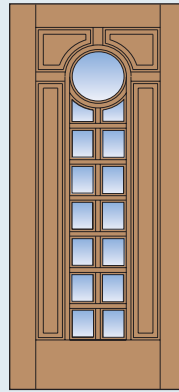
ENJ-508



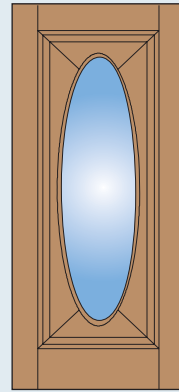
ENJ-510




ENJ-520



ENJ-524



ENJ-530




ENJ-542

Double Doors


Doors set the tone of your home. You can pick a design from our extensive collection or create your own design. Every door is custom manufactured to your specs.

Doors are available in thicknesses from 1-1/8" to 3-1/2" and in virtually any shape and size imaginable. The possibilities at ENJO are endless.


All doors are available individually or as a pre-hung unit for either interior or exterior use.




ENJ-600




ENJ-602




ENJ-604



ENJ-606




ENJ-610




ENJ-612


Custom doors constructed with the highest quality woods available. Made to your order.




ENJ-614




ENJ-620




ENJ-624



ENJ-630




ENJ-632




ENJ-636




ENJ-640




ENJ-645



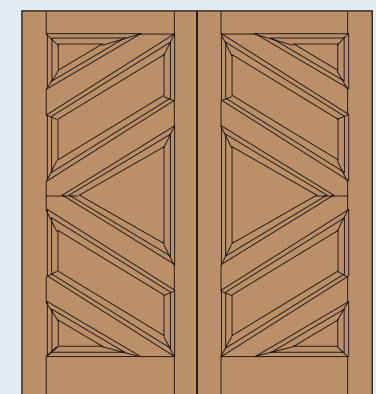
ENJ-646



ENJ-650



ENJ-651

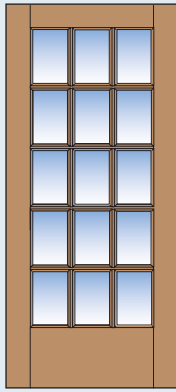


ENJ-656

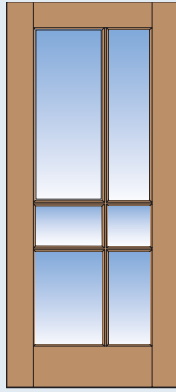
Give us a call for more information and pricing. Toll Free 800.437.3656 or 718.447.5220 FAX 718.442.7041

French Doors

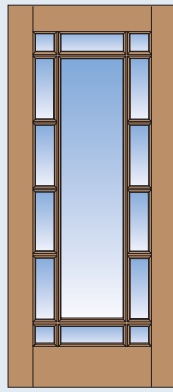
French doors are the classic entrance into a room or a beautiful way to highlight a balcony. Suitable for interiors or exteriors they too can be styled to your liking, to match windows or other woodwork in the room. Use these stately doors to



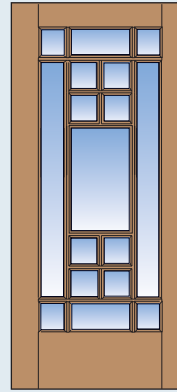
ENJ-800



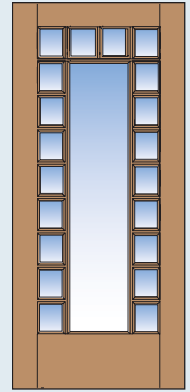
ENJ-802



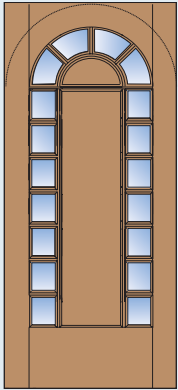
ENJ-804




ENJ-810




ENJ-812




ENJ-814



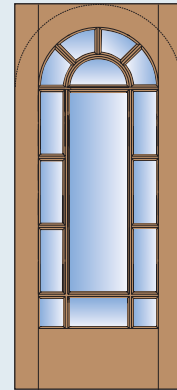
ENJ-820



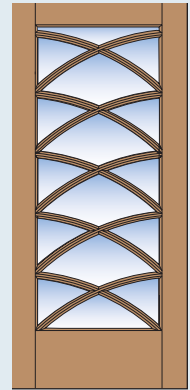
ENJ-824



ENJ-826




ENJ-827




ENJ-828


complete any room. You can create an openness between two rooms, while retaining a sense of privacy, or possibly enclose a porch or pool. The choice is yours, the possibilities are endless.



ENJ-852



ENJ-856




ENJ-863




Request an
expanded
Catalog
Just call
800.437.3656


Visit us on the web:
www.enjo.com



ENJ-868




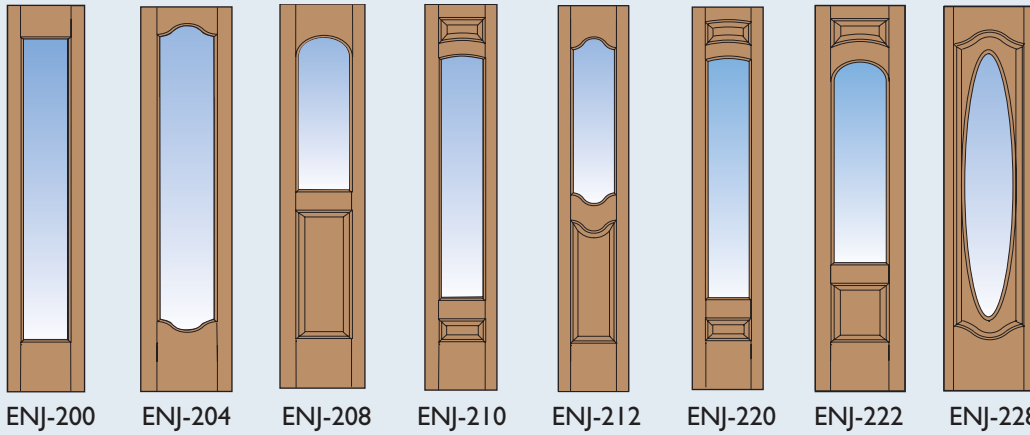
ENJ-871



ENJ-872

Sidelights

Choose a sidelight to compliment any of our door designs. Sidelights help add style and luxury to your home and are an impressive addition to any entrance way.

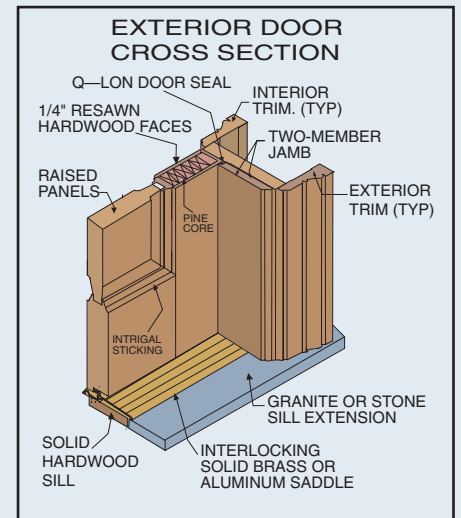
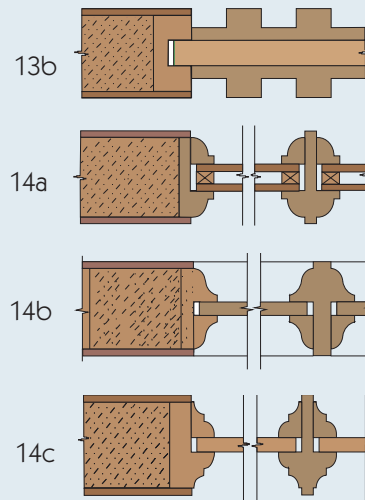
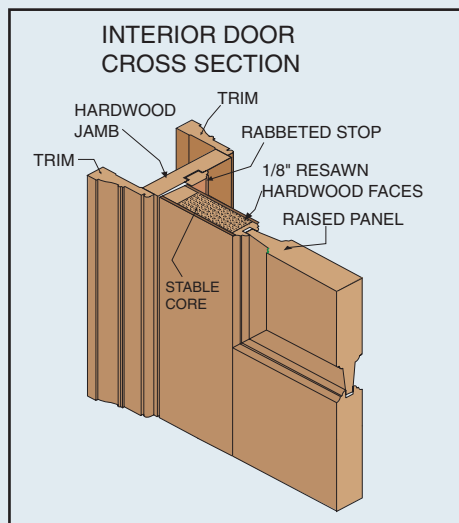
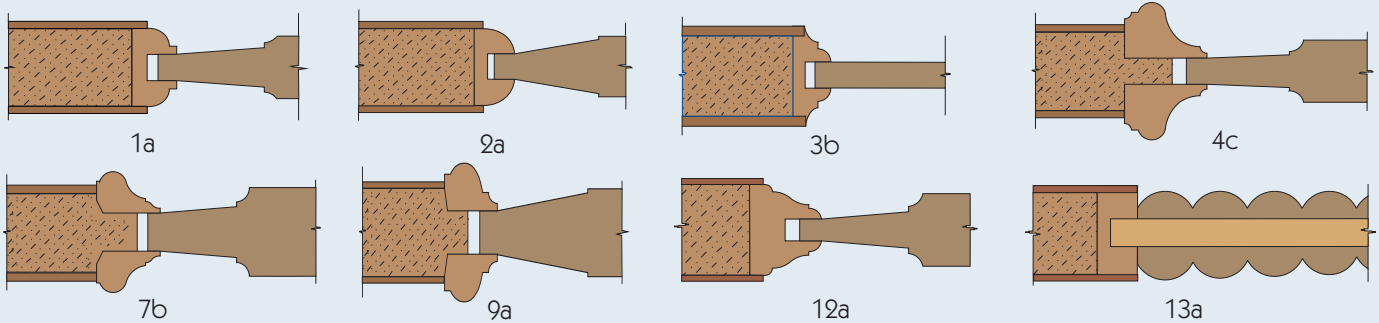


Request an expanded Catalog
Just call
800.437.3656

Visit us on the web:
www.enjo.com

Profiles

Our vast selection of available profiles and our ability to create custom profiles, gives you the broadest range available.



ARCHITECTURAL DOOR SPECIFICATIONS

ENJO DESIGNS

Choose from any of the ENJO DESIGNS, each door, side light, transom, fanlight, moldings and windows are available in any shape or size the thickness from 1-1/8" to 3-1/2". Most panel sections can be wood or glass as per your request.

CUSTOM DESIGNS

ENJO will custom fabricate doors, side lights, transoms, fanlight, moldings and windows to your specifications, regardless of size or shape. Our drafting/engineering departments are at your disposal to turn your creative concepts into lasting realities.

WOODS

Only "Prime" hardwoods are used, kiln dried to a moisture content of 6-8%. Species available are: Red Oak, White Oak, Honduras Mahogany, Cherry, Ash, Walnut, Teak and Poplar. All are hand selected for color and grain. We can use any wood specified.

ASSEMBLY

All connecting joints between stiles, rails and mullions are coped, doweled and glued under pressure until dry using Type I exterior glue on exterior units.

INTERIOR STILES & RAILS

Using 1/10" or 1/8" hardwood faces, bonded to either a pine stave core or SCL (Structural Composite Lumber) core, with matching hardwood edges. This proven method of stile construction will effectively prevent warping or twisting.

EXTERIOR STILES

Using 1/4" hardwood faces, bonded to a low density, glued up reversed grain white pine core with matching hardwood edges. This proven method of stile construction will effectively prevent warping or twisting.

EXTERIOR RAILS

Mullions are solid lumber, one ply for 1-3/4" doors and three ply for thicker doors.

PANELS

Specify thickness and construction.

RIM PANEL

Available for special interior application. A mitered solid wood rim, grooved and glued around the edge of a five ply flush panel.

PANEL SEAL

End grain on all panels are sealed prior to assembly to further minimize panel movement.

STICKING

(Panel molding) Choose from our three standard profiles or provide your own specifications.

PANEL PROFILE

Choose from our standard profiles or we will make custom knives per your unique design.

EXTERIOR PRE HUNG

Door mounted to a two member solid jamb with 1-1/2 pair of butt hinges. Unit is completely weather stripped using

Q-Lon compression door deal and an interlocking aluminum or solid brass saddle. This combination assures a precision fit and total energy seal.

TRANSOM

Transoms or fanlights are available in any shape or size with true divided lights. Round top, elliptical, gothic, palladium.

INTERIOR PRE HUNG

Door mounted to a solids jamb, machined to receive a rabbeted stop with 1-1/2 pair of butt hinges. Jamb sections are dadoed and screwed in place. Rabbeted stops are mitered and tacked in place.

FRENCH DOORS

Available with true divided lights or removable grilles, in any size, shape or light configuration.

GARAGE DOORS

Available to compliment any one of our door selections or custom fabricated to your specifications.

SCREEN DOORS

Available to complement any door.

HARDWARE

We will do all machining as required. As a "Baldwin" distributor we offer the complete "Baldwin" line at discount prices.

EURO HARDWARE

A unique 9 point double cylinder locking system designed especially for double balcony/French doors.

GLAZING

Full range available, 1/2" to 1-1/4" double and triple insulated units using tempered or laminated glass. Custom beveled, leaded or etched glass units made in any design or size.

MOLDINGS

Can be made in any size or shape with no limitations. Choose from 100's of standard profiles or provide your own design.

HAND CARVINGS

Available for any application.

REPRODUCTIONS

We will reproduce any door or entry unit to exact detail. Historical reproductions will conform to landmark preservation standards.

SHOP DRAWINGS

Included with each order. These drawings will show every detail and all measurements for your final approval.

ARCHITECTURAL SPECIFICATIONS

Furnish stile and rail/French Doors as custom manufactured by ENJO Architectural Millwork, 16 Park Ave., Staten Island, NY 10302, 718-447-5220 in size, thickness and profiles shown on drawing. Doors shall conform to Architectural Woodwork Institute Standard #1400.

WARRANTY

All ENJO Doors are warranted for one year after delivery date to be of good material and workmanship and free from defects which render it unserviceable for the use for which it is intended. There are some exclusions, please call for complete certificate information.

Enjo Architectural Millwork

16 Park Avenue, Staten Island, N.Y. 10302

718.447.5220 Fax: 718.442.7041

Toll Free: 1.800.437.ENJO (3656)

www.enjo.com

e-mail to : sales@enjo.com



PRINTED IN THE USA