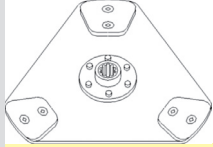


Transmission & Rear Axle

A-C7NN7550AC Trans Disc: 11", ceramic, 3-button, rigid, solid 4.16 Lbs.



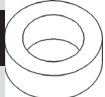
For Models:

A-C7NN7N598A Clutch Pedal Spring 0.22 Lbs.



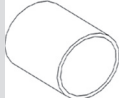
For Models: TW10, TW20, TW30, 2000, 2100, 2600, 3000, 3100, 3400, 3500, 3550, 3600, 3900, 4100, 4200, 4400, 4410, 4500, 4610, 5000, 5100, 5110, 5600, 5610, 5900, 6410, 6600, 6610, 6700, 6710, 6810, 7100, 7600, 7610, 7700, 7710, 8000, 8700, 9000, 9700

A-D2NN2N171A Brake Pedal Shaft Felt Seal 0.02 Lbs.
Replaces: 81826045



For Models: 2000, 2600, 2810, 2910, 3000, 333, 3600, 3900, 3910, 4000, 4100, 4110, 420, 4200, 4600, 4610, 5000, 5100, 515, 5200, 531, 532, 535, 550, 555, 555A, 555B, 5600, 5900, 655, 655A, 6600, 6700, 7000, 7100, 7200, 7600, 7700

A-C5NN7A615A Bushing, Clutch Shaft 0.18 Lbs.



Dim/Info:
1.500" Long
1.200" O.D., 1.130" I.D.

For Models: TW10, TW20, TW30, 2000, 2100, 2600, 3000, 3100, 335, 340, 3400, 3500, 3550, 3600, 4100, 420, 4200, 4400, 4410, 445, 4500, 4610, 5000, 5100, 5200, 535, 540, 545, 550, 555, 5600, 6600, 6700, 7100, 7200, 7600, 7700, 8000, 8700, 9000, 9700

A-C7NN7571D Hub, Clutch Release Bearing 3.13 Lbs.



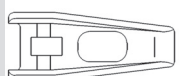
For Models: 3100, 3190, 3600, 3610, (2000, 2100, 2310, 2600, 2610, 3000 ALL W/ SINGLE CLUTCH)

A-C7NN7572B Spring, Clutch Pressure 0.15 Lbs.



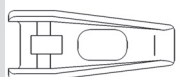
For Models: 5000, 5600, 6600, 6610, 6700, 7600, 7700

A-C5NN7541C Lever, Clutch Cover 0.2 Lbs.



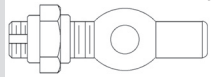
For Models: 2000, 2600, 3000, 3600, 4000, 4600

A-C5NN7541D Lever, Clutch Cover 0.24 Lbs.



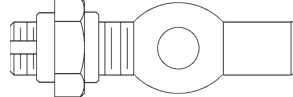
For Models: 5000, 5600, 5610, 5900, 6600, 6610, 6700, 6710, 7600, 7700

A-C5NN7N611C Eyebolt, Clutch Lever 0.09 Lbs.



For Models: 2100, 2600, 3000, 3100, 3600, 4000, 4100, 4600, 4610

A-C5NN7N611D Eyebolt, Clutch Lever 0.11 Lbs.



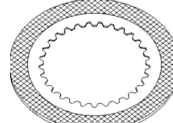
For Models: 3000, 4000, 5000, 5600, 5610, 5900, 6600, 6610, 6700, 6710, 7600, 7700

A-ADDN7565 Pin, Clutch Eyebolt 0.02 Lbs.



For Models: 2100, 2600, 3000, 3100, 3600, 4000, 4100, 4600, 4610, 5000, 5600, 5610, 5900, 6600, 6610, 6700, 6710, 7600, 7700

A-9846513* Disc, Friction; Front Wheel Drive Clutch 0.5 Lbs.
Replaces: 89846513



Dim/Info:
29 Tooth
7.798" O.D.
4.690" I.D. Minor Dia.
5.095" I.D. Major Dia.

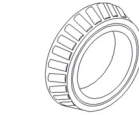
For Models: 8670, 8670A, 8770, 8770A, 8870, 8870A, 8970, 8970A

A-E42GA9 Oil Seal, Secondary Output Shaft 0.01 Lbs.



For Models: DEXTA, SUPER DEXTA, (2000, 2600, 3000, 3600, 4000 ALL W/ 6 SPEED TRANSMISSION)

A-NDA77060A Bearing, Transmission Output Shaft 1.17 Lbs.



For Models: (2000, 4000 ALL <1965 W/ 5 SPEED TRANSMISSION), (600, 800, 900 ALL W/ 5 SPEED TRANSMISSION)

A-D5NN4115B Rear Axle Outer Seal 0.19 Lbs.
For plain axle shaft w/ sweat collar.



Dim/Info:
sold in multiples of 2

For Models: (4120, 600, 700, 800, 900 ALL W/ PLAIN AXLE SHAFT WITH SWEAT COLLAR)

A-C5NN7566A Plate, Clutch Pressure 15.38 Lbs.



Dim/Info:
12" Pressure Plate

For Models: 3000, 4000, 5000, 5600, 5610, 5900, 6600, 6610, 6700, 6710, 7600, 7700

A-E1ADDN7566B Plate, Clutch Pressure 18.18 Lbs.



Dim/Info:
13" Pressure Plate

For Models: 6710, 7600, 7710 1981, 7700 75-81

A-C5NN7563Y Clutch Pressure Plate & Cover 22 Lbs.

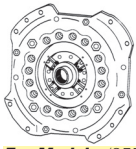


For Models: 2000 1965-9/69

*** Truck icon indicates the item is shipped via truck freight. ***

Transmission & Rear Axle

A-C5NN7563AD Pressure Plate: 13", Single, Pressed Steel, w/ Release Plate, NEW 32.48 Lbs.



Dim/Info:
13" Single Clutch Assembly

For Models: (3550, 420, 4400, 4410, 445, 450, 4500, 515, 532, 535, 540, 545, 550, 555 ALL W/MANUAL REVERSE)

A-C5NN7563U Pressure Plate: 11", single, pressed steel, w/ 29 spline pto hub 20.15 Lbs.



Dim/Info:
1.875" Spline Dia.
29 Spline Count

For Models: (4000, 4100, 4140, 4200, 4600 ALL W/IND PTO)

A-N1585 Release Bearing (sealed) 1.4 Lbs.
Replaces: D8NN7580AA, D8NN7580BA

For Models:

A-E1ADKN7580B Release Bearing (sealed) 1 Lbs.
Replaces: CONN7580A



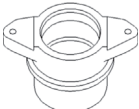
For Models:

A-E4NN7580AA Release Bearing (sealed) 1.4 Lbs.
Fits models using a N1585 Release Brg



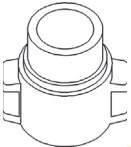
For Models: 2110, 2120, 2150, 2300, 2310, 3400, 7740, 8400, 8530

A-9N7561 Clutch Release Bearing Hub 0.75 Lbs.



For Models: 1801, 1821, 1841, 2000 <1965, 2030, 2031, 2111, 2130, 2131, 2N, 4000 <1965, 4030, 4031, 4040, 4120, 4121, 4130, 4131, 4140, 501, 541, 600, 601, 620, 621, 630, 631, 640, 641, 650, 651, 700, 701, 740, 741, 800, 801, 820, 821, 840, 841, 850, 851, 8N, 900, 901, 950, 951, 9N, NAA(JUBILEE), NAB

A-C5NN7571H Hub, Clutch Release Bearing 3.18 Lbs.



For Models: (5000, 5600, 5700, 6600, 6700 ALL W/ SINGLE CLUTCH)

A-C5NN7600A Pilot Bearing, .6693" ID 0.2 Lbs.
Models using 6203-2RS Pilot Bearing



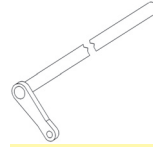
For Models: 1800, 1801, 1821, 1841, 2000, 2031, 2100, 2110, 2111, 2120, 2130, 2131, 2150, 2300, 230A, 231, 2310, 250C, 2600, 2610, 2810, 2910, 2N, 3000, 3055, 3100, 3120, 3150, 3190, 3230, 3300, 3310, 3330, 335, 340, 3400, 340A, 340B, 3430, 3500, 3550, 3600, 3610, 3910, 3930, 4000, 4031, 4100, 4110, 4120, 4121, 4130, 4131, 4140, 4200, 4330, 4340, 4400, 4410, 4600, 4610, 4630, 4830, 501, 530A, 531, 532, 541, 600, 601, 620, 621, 630, 8N, 9N, DEXTA, MAJOR, NAA(JUBILEE), NAB, POWER MAJOR, SUPER DEXTA, SUPER MAJ

A-6108 Clutch Pilot Bearing 0.48 Lbs.



For Models:

A-C7NN7N512A Shaft, Clutch Pedal 5.6 Lbs.



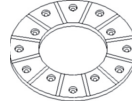
For Models: 3100, 3400, 3500, 5000, 6600, 6610

A-C5NN7A578A Bushing, Clutch Pedal 0.05 Lbs.



For Models: 2000, 3000, 4000, 5000, 7000

A-E1ADDN2284 Brake Lining Set 0.1 Lbs.
Qty 4 & 24 Rivets



For Models: SUPER MAJOR

A-957E2021B Shoe Brake Lining Set 2.57 Lbs.
Replaces: 81717321, 957E2019A



For Models: (DEXTA, SUPER DEXTA ALL 1/58 - 12/64)

A-957E2035 Spring, Primary To Secondary Brake Shoe 0.15 Lbs.
Replaces: 81717325



For Models: DEXTA, SUPER DEXTA

A-8N2200B Brake Shoes, Drum Type 2.58 Lbs.
Sold in lots of 4.



Dim/Info:
sold in multiples of 4

For Models: (NAA(JUBILEE), 8N ALL 48-54)

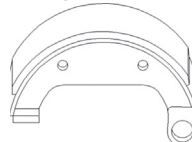
A-9N2219A Brake Shoes 3.18 Lbs.
Sold in lots of 4, priced per shoe.
Replaces: C5NN2284F



Dim/Info:
sold in multiples of 4

For Models: 2N, 9N

A-SBA328100031* Brake Shoe; Set Of 2 1.03 Lbs.
Replaces: SBA328100030, SBA328010020



For Models: 1000, 1600

AGCO
ALLIS
CHALMERS
DEUTZ
MASSEY
FERGUSON
WHITE/
OLIVER

CNH

CASE-IH

FORD / NEW
HOLLAND

FIAT

BELARUS

BOBCAT

JCB

JOHN
DEERE

KUBOTA

LANDINI

LEYLAND

LONG

MCCORMICK

OTHER

RENAULT

SAME

VALTRA

VERSATILE

YANMAR

ZETOR

SCHWARTZ
SPEECO

*** Truck icon indicates the item is shipped via truck freight. ***

Transmission & Rear Axle

A-87344273* Brake Shoe; Set Of 2 0.55 Lbs.
Replaces: SBA328100070

AGCO
 ALLIS
 CHALMERS



For Models: 1100, 1110, 1200, 1210

A-87344276* Brake Shoe; Set Of 2 0.71 Lbs.
Replaces: SBA328100141, SBA328100140, 83967341

DEUTZ
 MASSEY
 FERGUSON



For Models: (1120, 1220 ALL 1987-8/1993)

A-87344269* Brake Shoe; Set Of 2 1.9 Lbs.
Replaces: SBA328100021, SBA328100020, 83921592

WHITE/
 OLIVER



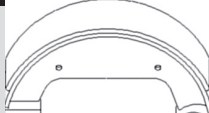
GNH

CASE-IH

For Models: 1300, 1310, 1500, 1510, 1710

FORD / NEW HOLLAND **A-87344270*** Brake Shoe; Set Of 2 2.8 Lbs.
Replaces: SBA328100061, SBA328100060, 83921593

FIAT



For Models: 1700, 1900, 1910

BELARUS

A-87344272* Brake Shoe; Set Of 2 4.3 Lbs.
Replaces: SBA328100042, SBA328100041

BOBCAT



JCB

JOHN
 DEERE

For Models: 2110

KUBOTA

A-NCA2218B Brake Shoes, Drum Type (4) 4.26 Lbs.
 Sold in lots of 4.

LANDINI



Dim/Info:
 sold in multiples of 4

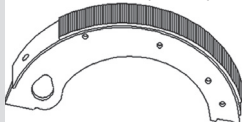
LEYLAND

LONG

For Models: (2000, 4000, 600, 700, 800 ALL 4CYL 55-64), 801, 900 4CYL 55-64

McCORMICK **A-C5NN2218E** Brake Shoe w/ Lining 2.92 Lbs.
 Sold in lots of 4, priced per shoe.

OTHER



Dim/Info:
 sold in multiples of 4

RENAULT

SAME

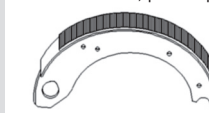
For Models: (2000, 3000, 4110 ALL 1/65-11/66)

VALTRA

A-F2NN2218AA Brake Shoe w/ Lining 2.88 Lbs.
 Sold in lots of 4, priced per shoe.

VERSATILE

Dim/Info:
 sold in multiples of 4



YANMAR

ZETOR

For Models: 2000, 230A, 231, 2310, 233, 234, 2600, 2610, 333, 334, 335, 3600, 3600N, 3600NO, 3600V, 3610, 530A, 531, 3500 EXC, 4110 12/66, 3000 12/1/1966->

SCHWARTZ
 SPEECO

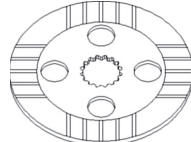
A-C7NN2218A Brake Shoes, Drum Type 3.22 Lbs.
 Sold in lots of 4, priced per shoe. This shoe is .500" wider than the standard shoe A-D9NN2218AA. It fits the standard brake drum.



Dim/Info:
 sold in multiples of 4

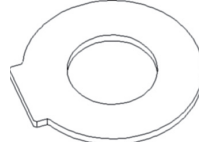
For Models: 3500

A-SBA328110120 Disc, Brake 0.71 Lbs.
Replaces: 81879112



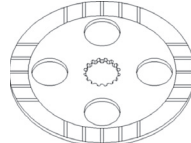
For Models: 1120 9/1993->, 1215, 1220 L/ Handbrake SN <UC29120 ; W/ Handbrake SN <UC29153, TC18 SN <UD31395, (TC21, TC21D ALL SN <UF31518)

A-SBA328560310 Plate, Brake 0.67 Lbs.
Replaces: 81879111



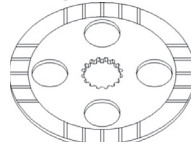
For Models: 1120 9/1993->, 1215, 1220 L/ Handbrake SN <UC29120 ; W/ Handbrake SN <UC29153, TC18 SN <UD31395, (TC21, TC21D ALL SN <UF31518)

A-SBA328110151 Disc, Brake 0.88 Lbs.
Replaces: 81878142, SBA328110150, 83965913



For Models: 1320, 1520, 1530, 1620, 1630, 1715, 1725, 1925, T1510, T1520, T2210, T2220, TC25, TC25D, TC29, TC29D, TC29DA, TC30, TC31DA, TC33, TC33D, TC33DA, TC34DA

A-SBA328110161 Disc, Brake 1.1 Lbs.
Replaces: 81878147, SBA328110160, 83966044



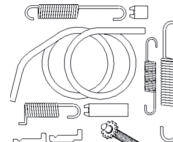
For Models: 1720, 1920, 2120, (3040, 3045, 3050 ALL Boomer), 3415, T2310, T2320, T2330, T2410, T2420, TC35, TC35A, TC35D, TC35DA, TC40, TC40A, TC40D, TC40DA, TC45, TC45A, TC45D, TC45DA, TC48DA, TC55DA

A-SBA328560450 Plate, Brake 0.6 Lbs.



For Models: T1010, T1030, T1110, TZ18DA, TZ22DA, TZ24DA, TZ25DA

A-8NAA2250 Brake Repair Kit 0.9 Lbs.
 Kit for 1 wheel. Does not include shoes.

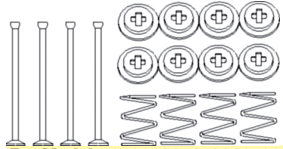


For Models: 8N, NAA(JUBILEE)

*** Truck icon indicates the item is shipped via truck freight. ***

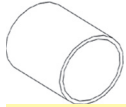
Transmission & Rear Axle

A-82019841 Pin Kit 0.14 Lbs.



For Models: 2100, 2150, 2300, 230A, 231, 2310, 233, 234, 2600, 2610, 3100, 3120, 3150, 3190, 3300, 3310, 333, 3330, 334, 335, 3400, 3500, 3600, 3610, 4110, 530A, 531, DEXTA, SUPER DEXTA

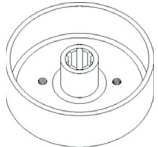
A-C5NN2N477A Bushing, Brake Pedal Shaft 0.05 Lbs.



Dim/Info:
1 1/8" I.D. X 1 1/4" O.D. X
1" Long

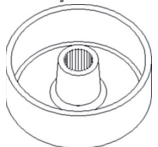
For Models: 2000, 3000, 4000, 5000, 7000

A-SBA328510020* Drum, Brake 5.44 Lbs.



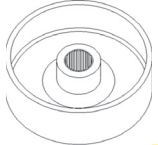
For Models: 1000, 1600

A-SBA328510090* Drum, Brake 2.28 Lbs.
Replaces: 83921608



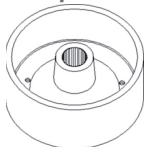
For Models: 1100, 1110, 1200, 1210

A-SBA328510121* Drum, Brake 2.6 Lbs.



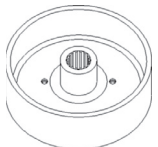
For Models: (1120, 1220 ALL 1987-8/1993)

A-SBA328510081* Drum, Brake 5.9 Lbs.
Replaces: SBA328510080



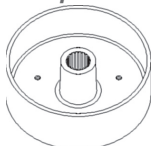
For Models: 1300, 1310, 1500, 1510, 1710

A-SBA328510060* Drum, Brake 5.15 Lbs.



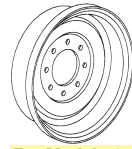
For Models: 1700, 1900, 1910

A-SBA328510050* Drum, Brake 9.05 Lbs.
Replaces: 83940298



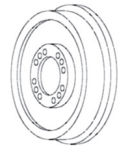
For Models: 2110

A-86533415 Brake Drum 27.54 Lbs.



For Models: (2000, 4110 ALL L/ Differential Lock 1965 Thru 3/1968), (600, 700, 800, 900 ALL 1955>)

A-C5NN1126E Brake Drum 30 Lbs.



For Models: 2000, 2600, 3000, 3600


A-83927277 Spring, Brake Pedal Return 0.12 Lbs.



Dim/Info:
3"

For Models: 2000, 3000, 4000

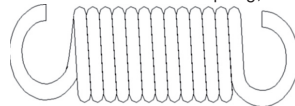
A-559627* Spring, Clutch/Brake Pedal 0.25 Lbs.
Replaces: 82981993, 9024091, 4400696



Dim/Info:
sold in multiples of 2

For Models: 3010S, 3830, 4010S, 4030, 4230, 4330V, 4340, 5010S, TB100, TB110, TB120, TB80, TB85, TB90, TT60A, TT75A

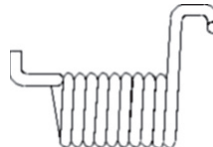
A-5119832* Spring, Clutch/Brake Pedal 0.2 Lbs.



Dim/Info:
sold in multiples of 2

For Models: 5530, 6530, T5040, T5050, T5060, T5070, TL100, TL100A, TL70, TL80, TL80A, TL90, TL90A, TK100A, TK75VA, TK76, TK80A, TK80MA, TK85, TK85M

A-5117013* Spring, Throttle Pedal 0.05 Lbs.



Dim/Info:
sold in multiples of 3

For Models: 4230, 4330V, 4430, 5530, 6530, TD75D, TD95D

A-C5NN2N320A Brake Actuator Spring 0.02 Lbs.



Dim/Info:
sold in multiples of 3

For Models: 2810, 2910, 335, 3900, 3910, 4000, 4100, 4110, 420, 4600, 4610, 5000, 515, 532, 535, 550, 555, 555A, 555B, 5600, 5610, 5900, 655, 655A, 6600, 6610, 6700, 6710, 7000, 7600, 7610, 7700, 7710, (555C, 655C ALL 11/1988>), (3230, 3430, 3930, 4130, 4630, 4830 ALL 3/1990>)

A-80180001 Spring, Actuator 0.02 Lbs.
Replaces: 180001, C5NN2N320A, 81802542



Dim/Info:
sold in multiples of 3

For Models: 335, 3900, 4000, 4100, 420, 4600, 5000, 5030, 515, 535, 550, 555, 555A, 555B, 5600, 5640, 655, 655A, 6600, 6640, 6700, 7000, 7600, 7700, 7740, 7840, 8240, 8340, (2810, 2910, 3230, 3430, 3910, 3930, 4110, 4130, 4610, 4630, 4830 ALL < 1/90), (5110, 5610, 5900, 6410, 6610, 6710, 6810, 7610, 7710, 7810, 7910, 8210 ALL < 6/88), (555C, 655C ALL 1/88 >), 3930H 1/90 >

AGCO
ALLIS
CHALMERS
DEUTZ
MASSEY
FERGUSON
WHITE/
OLIVER

CNH

CASE-IH

FORD / NEW
HOLLAND

FIAT

BELARUS

BOBCAT

JCB

JOHN
DEERE

KUBOTA

LANDINI

LEYLAND

LONG

MCCORMICK

OTHER

RENAULT

SAME

VALTRA

VERSATILE

YANMAR

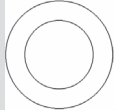
ZETOR

SCHWARTZ
SPEECO

*** Truck icon indicates the item is shipped via truck freight.***

Transmission & Rear Axle

A-8N7037B Gasket, Transmission Filter Plug 0.02 Lbs.



Dim/Info:
sold in multiples of 10

For Models: 2N, 8N, 9N

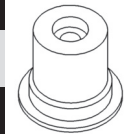
A-D5NN2N141A Ball, Actuator 0.1 Lbs.



For Models: SUPER MAJOR 11/1960>, 2810, 2910, 3230 3/1990>, 335, 3430 3/1990>, 3900, 3910 1981-2/1990, 3930 3/1990>, 4000, 4100, 4110 1981-2/1990, 4130 3/1990>, 420, 4600, 4610 1981-2/1990, (4630, 4830 ALL 3/1990>), 5000, 515, 532, 535, 550, 555, 555A, 555B, 555C 11/1988>, 5600, 5610, 5900, 655, 655A, 655C 11/1988>, 6600, 6610, 6700, 6710, 7000, 7600, 7610, 7700, 7710


A-86576339 Brake Rod Seal 0.12 Lbs.

Replaces: C5NN2N336A, E7NN2N336AA, 85999093



For Models: (7100, 7200 ALL 65-75), (6600, 6700, 750, 7500, 7600, 7700 ALL 75-80), (6610, 6710, 7610, 7710, 7910 ALL 81>)

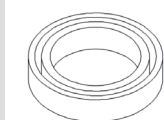
A-D9NN2N337FA Shaft, Brake Pedal (18.46") 5.05 Lbs.



For Models: 2000 11/1972>, 2100, 2150, 2300, 231, 2310, 233, 2600, 3000 11/1972>, 3100, 3120, 3150, 3190, 3300, 3310, 333, 3330, 335, 340, 3400, 340A, 340B, 3500, 3600, 3900, 4000 11/1972>, 4100, 4110, 420, 445, 445A, 4600, 515, 531, 532, 535, 540, 540A, 540B, 545, 545A

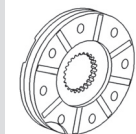
A-D9NN2N289AA Seal, Brake Pedal Shaft 0.04 Lbs.

Replaces: C5NN2N258C, D2NN2N258A



For Models: 2000, 2600, 2610, 3000, 3600, 3610, 4000, 4100, 4110, 4600, 4610, 5000, 5600, 5610, 6600, 6610, 6700, 6710, 7000, 7600, 7610, 7700, 7710

A-D5NN2N625A Disc, Hand Brake 0.71 Lbs.

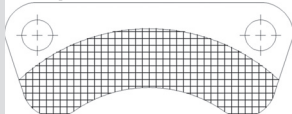


Dim/Info:
4" O.D.
1.22" Major/ 1.125" Minor I.D.
0.498" Width
23 Teeth

For Models: (2000, 2600, 2610, 2810, 2910, 3000, 3600, 3610, 3900, 3910, 4000, 4100, 4110, 4600, 4610, 5000, 5600, 5610, 5900, 6600, 6610, 6700, 6710, 7000, 7600, 7610, 7700, 7710 ALL W/ TRANSMISSION HANDBRAKE)

A-86502678 Brake Pad, Parking Brake (2 Sides Lined) 0.25 Lbs.
Lining On Both Sides Of Pad

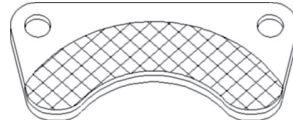
Replaces: 5104773, 5158123, 5158942, 5105817, 5103752



For Models: (TM115, TM120, TM125, TM130, TM135, TM140, TM150, TM155, TM165 ALL < 5-14-02, # C4806), 7530, 8160, 8260, 8360, 8560, 8670, 8670A, 8770, 8770A, 8870, 8870A, 8970, 8970A

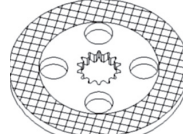
A-86502677 Brake Pad, Parking Brake (1 Side Lined) 0.11 Lbs.
Lining On One Side Of Pad

Replaces: 9823494, 5158120, 5104774, 5158941, 5105815, 4999304, 4999303, 5103751, VPJ7052



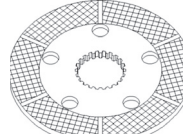
For Models: 7530, 8160, 8260, 8360, 8560, 8670, 8670A, 8770, 8770A, 8870, 8870A, 8970, 8970A, (TM115, TM120, TM125, TM130, TM135, TM140, TM150, TM155, TM165 ALL < 5-14-02, # C4806)

A-4997208 Disc, Parking Brake 5.97 Lbs.



For Models: 4835, 5635, 6635, 7635, TL100, TL100A, TL70, TL80, TL90, TL90A

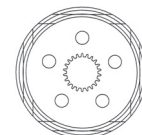
A-5159830 Disc, Parking Brake 0.97 Lbs.



For Models: 3010S SN 400001M>, 3830 Narrow Orchard, 4010S SN 400001M>, (4030, 4230 ALL Orchard), 4330V Vineyard, 4430 Narrow Orchard, 5010S SN 400001M>, (5530, 6530 ALL Hi-Clearance)

A-83999753 Brake Disc 1.82 Lbs.

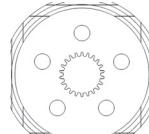
Replaces: C5NN2A097B



Dim/Info:
8.070" O.D.
.750" Facing

For Models: 2100, 2600, 2610, 2810, 2910, 3055, 3100, 335, 340, 3400, 345C, 345D, 3550, 3600, 3610, 3900, 3910, 4100, 4110, 4140, 420, 4400, 4410, 445C, 445D, 450, 4500, 455C, 4600, 4610, 515, 532, 540, 545, 545C, 545D, 550, 555, 555A, 555B, 555D

A-E9NN2A097AA Brake Disc 1.72 Lbs.

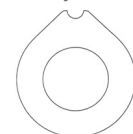


Dim/Info:
8.070" O.D. X 2.086" I.D.
1.125" Facing

For Models: 2600, 2610, 2810, 2910, 3100, 3600, 3610, 3900, 3910, 3930, 4100, 4110, 4130, 4600, 4610, 4630, 4830, 5030

A-E6NN2N315AA Brake Disc 1.34 Lbs.

Replaces: C5NN2N315A

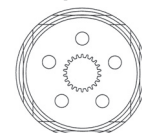


Dim/Info:
8.976" O.D. & 5.000" I.D.

For Models: 5100, 5200, 5600, 5610, 5640, 6640, 6700, 6710, 7100, 7200, 7600, 7600C, 7610, 7700, 7710, 7740, 7810, 7840, 7910, 8210, 8240, 8340, 6600, 7000

A-E9NN2A097BA Brake Disc 2.18 Lbs.

Replaces: C7NN2A097B, C5NN2A097A



Dim/Info:
8.819" O.D. & 2.086" I.D.

For Models: 5100, 5200, 5600, 5610, 5700, 5900, 6410, 6600, 6600C, 6610, 6700, 6710, 7100, 7200, 7600, 7600C, 7700, 7710, 7810, 7910, 8210, 7000

*** Truck icon indicates the item is shipped via truck freight. ***

Transmission & Rear Axle

A-C5NN2N315B Steel Brake Plate 1.16 Lbs.



Dim/Info:
8.228" OD & 4.488" ID

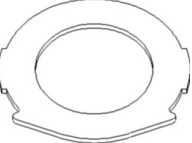
For Models: 2810, 2910, 3100, 3900, 3910, 4100, 4110, 4600, 4610

A-C7NN2N317A Brake Actuating Assembly 16.44 Lbs.



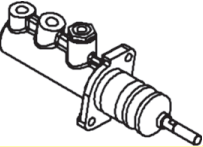
For Models: 5100, 5200, 5600, 5610, 5700, 5900, 6410, 6600, 6600C, 6610, 6700, 6710, 7100, 7200, 7600, 7600C, 7700, 7710, 7810, 7910, 8210

A-E9NN2N315CB Disc, Intermediate Brake 1 Lbs.




For Models: TS100, TS110, TS90, 5640, 6640, 7740, 8240, 8340

A-182445A1 Master Cylinder, Brake 3.5 Lbs.
Replaces: D143162, D141150



For Models: LV80, U80

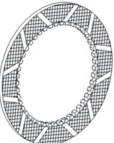
A-C5NNP743B Disc, PTO Clutch, Internal Splines 0.2 Lbs.



Dim/Info:
5.25" O.D.
3.850" Major/ 3.665" Minor I.D.
0.082" Width
45 Teeth

For Models: 4000, 4100, 4600

A-E0NNP743AA Disc, PTO Clutch 0.2 Lbs.



Dim/Info:
5.25" O.D.
3.850" Major/ 3.665" Minor I.D.
0.080" Width
45 Teeth

For Models: (4110, 4610 ALL W/INDEPENDENT PTO)

A-C0NN7B164A Friction Disc, Internal Spline 0.12 Lbs.
Replaces: 81804831



Dim/Info:
5.250" O.D.
3.930" I.D.
45 Teeth
3.843" Major/ 3.660" Minor

For Models: (550, 555, 555A, 555B, 655, 655A ALL 1/75-2/81)


A-C8AP7B442A PTO Clutch Plate, External Splines 0.22 Lbs.
Replaces: 1P77573A



Dim/Info:
5.47" Major/ 5.278" Minor O.D.
3.91" I.D.
0.070" Width
54 Teeth

For Models: (4000, 4100, 4110, 4600, 4610 ALL W/IND. PTO)

A-PBB77573A PTO Steel Plate 0.26 Lbs.

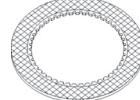


Replaces: D6NNC730A

Dim/Info:
6.062" O.D. & 4.448" I.D.
60 Teeth

For Models: TW10, TW20, TW30, 5100, 5600, 5610, 5640, 5900, 6000, 6410, 6600, 6610, 6640, 6700, 6710, 7100, 7200, 7600, 7600C, 7610, 7700, 7710, 7740, 8000, 8340, 8700, 9700

A-C7NNP743B Friction Disc 0.19 Lbs.



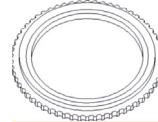
For Models: 3000 1/65>, 3900, 4000 1/65>, 4100, 4600

A-C0NN7B455A Plate, Select-O-Speed #2 & #3 or PTO Clutch 0.94 Lbs.



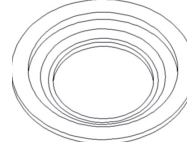
For Models: 4000, 4100, 4140, 4200, 4330, 4340, 4400, 4500, 5000, 5100, 5190, 5200, 5340, 6000, 7000, 7100, 7200, 8000, 8200, 8400, 8600, 8700, 9000, 9200, 9600, 9700

A-C9NN7R007A Plate, Drive Housing 1.03 Lbs.



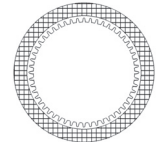
For Models: 5000, 5100, 5200, 5340, 7000, 7100, 7200, 8000, 8200, 8400, 8600, 8700, 9000, 9200, 9600, 9700, TW10, TW20, TW30

A-C3NN7D211A Retainer, Clutch Piston Spring 0.15 Lbs.



For Models: 2000, 2130, 2300, 2310, 3000, 3110, 3120, 3310, 3330, 4000, 4030, 4110, 4120, 4140, 4330, 4340, 5000, 501, 5110, 5340, 5600, 5610, 5640, 5700, 601, 6600, 6610, 6640, 6700, 6710, 6810, 7000, 701, 7010, 7600, 7610, 7700, 7710, 7740, 7810, 7840, 7910, 8000, 801, 8010, 8200, 8210, 8240, 8340, 8400, 8530, 8600, 8630, 8670, 8700, 8730, 8770, 8830, 8870, 8970, 9000, 901, 9030, 9200, 9600, 9700, TB100, TB110, TS100, TS110, TS115, TS90, TV140, TV145, TW10, TW15, TW20, TW25, TW30, TW35, TW5, 7410

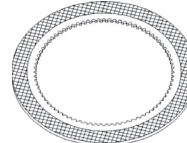
A-D8NNP743JA Dual Power Disc 0.24 Lbs.
Replaces: D1NNP743A, C9NNP743A



Dim/Info:
5.846" O.D.
4.500" I.D.
52 Teeth
4.424" Major/ 4.236" Minor

For Models: TW10, TW20, TW30, 5100, 5200, 5600, 5610, 5640, 5700, 5900, 6410, 6600, 6600C, 6610, 6640, 6700, 6710, 7100, 7200, 7600, 7600C, 7610, 7700, 7710, 7740, 8000, 8700, 9600, 9700

A-83947188 Plate, Dual Power Assembly 1 Lbs.
Replaces: E0NN7R000AB, E0NN7R000AA



For Models: TB80, TB85, TB90, TB100, TB110, TB120, TS90, TS100, TS110, 5110, 5610, 5610S, 5640, 6410, 6610, 6610C, 6610S, 6640, 6640C, 6710, 6810, 6810S, 7010, 7610, 7610C, 7610S, 7710, 7740, 7740C, 7810S, 7840, 7840C, 8010, 8240

AGCO
ALLIS
CHALMERS
DEUTZ
MASSEY
FERGUSON
WHITE/
OLIVER

CNH

CASE-IH

FORD / NEW
HOLLAND

FIAT

BELARUS

BOBCAT

JCB

JOHN
DEERE

KUBOTA

LANDINI

LEYLAND

LONG

McCORMICK

OTHER

RENAULT

SAME

VALTRA

VERSATILE


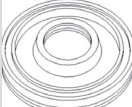






YANMAR

ZETOR

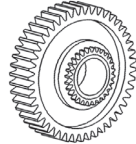
SCHWARTZ
SPEECO

*** Truck icon indicates the item is shipped via truck freight.***

Transmission & Rear Axle

	A-D2NN7R000A	Disc, Dual Power Underdrive Clutch	1.25 Lbs.
	<i>Replaces:</i> C9NN7R000A		
AGCO			
ALLIS CHALMERS	<i>For Models:</i> (5000, 5100, 5190, 5200, 5340 ALL 6/1/1973->), 5600, 5700, 6600, 6600C, 6600D, 6700, (7000, 7100, 7200 ALL 6/1/1973->), 7600, 7600C, 7700, 8000, 8200, 8400, 8600, 8700, 9000, 9200, 9600, 9700		
DEUTZ	A-F1NNN786AA	Piston, PTO Drive Clutch	0.83 Lbs.
MASSEY FERGUSON	<i>Replaces:</i> D3NNN786A, C5NNN786C, C9NNN786A		
WHITE/ OLIVER			
	<i>For Models:</i> 5000, 5100, 5190, 5600, 5610, 5640, 5700, 6600, 6610, 6640, 6700, 6710, 7000, 7010 SN 850001M>, 7100, 7600, 7610, 7700, 7710, 7740, 7810, 7840, 7910, 8000, 8010 SN 800001M>, 8200, 8210, 8240, 8340, 8530, 8630, 8670, 8700, 8730, 8770, 8870, 8970, 9000, 9200, 9600, 9700, TB100, TB110, TB120, TS100, TS110, TS115, TS90, TV140, TV145, TW10, TW15, TW20, TW25, TW5		
CNH	A-D2NN7R174A	Disc, Steel	0.3 Lbs.
CASE-IH		<i>Dim/Info:</i> 4.5" I.D. 60 Teeth	
FORD / NEW HOLLAND	<i>For Models:</i> (650, 6500, 750, 7500, 755, 755A, 755B ALL Low Clutch)		
FIAT	A-PBB77519A	Disc, Friction	0.2 Lbs.
		<i>Dim/Info:</i> 5.85" O.D. 52 Teeth	
	<i>For Models:</i> (2111, 2130, 2131, 2150, 2300, 2310, 3000, 3055, 3100, 3110, 3120, 3190, 3300, 3310, 3330, 3400, 3500 ALL Trans. Clutch), 4000 Trans. Clutch 1962-1964, 4110 Trans. Clutch, 501, 541, 601, 611, 620, 621, 631, 641, 651, 661, 671, 681, 701, 741, 771, 801, 811, 821, 841, 850, 851, 861, 871, 881, 901, 941, 951, 961, 971, 981		
BELARUS	A-CONN7B421A	Snap Ring	0.11 Lbs.
BOBCAT			
JCB			
JOHN DEERE	<i>For Models:</i> 2000, 2300, 2310, 3000, 3110, 3310, 3330, 4000, 4030, 4040, 4110, 4130, 4330, 4340, 5000, 5100, 5110, 5200, 5340, 5600, 5610, 5640, 5700, 6000, 601, 6410, 6600, 6610, 6640, 6700, 6710, 6810, 7000, 701, 7010, 7410, 7600, 7610, 7700, 7710, 7740, 7810, 7840, 7910, 8000, 801, 8010, 8200, 8210, 8240, 8340, 8400, 8530, 8600, 8630, 8670, 8700, 8730, 8770, 9000, 901, 9030, 9200, 9600, 961, 9700, TB100, TB110, TS100, TS110, TS115, TS90, TV140, TV145, TW10, TW15, TW20, TW25, TW30, TW35, TW5		
KUBOTA	A-NAA927C	Transmission Dipstick	0.07 Lbs.
LANDINI			
LEYLAND	<i>For Models:</i> NAA(JUBILEE), NAB, 2N, 8N, 9N SN 47507>		
LONG	A-C5NN7240AD	Rail, Gear Shift (High / Low)	0.7 Lbs.
McCORMICK			
OTHER	<i>For Models:</i> 2000, 2100, 2150, 2300, 230A, 231, 2310, 233, 234, 250C, 2600, 260C, 2610, 2810, 2910, 3000, 3055, 3100, 3110, 3120, 3150, 3190, 3230, 3300, 3310, 333, 3330, 334, 335, 340, 3400, 340A, 340B, 3430, 345D, 3500, 3600, 3610, 3900, 3910, 3930, 4000, 4100, 4110, 4130, 4140, 4190, 4200, 4330, 4340, 4400, 4410, 4500, 4600, 4610, 4630, 4830, 5030		
RENAULT	A-86516596	Pump, Transmission Oil	8.45 Lbs.
SAME	<i>Replaces:</i> E4NN7A103AA, D1NN7A103A, 83948816		
VALTRA			
VERSATILE			
YANMAR			
ZETOR	<i>For Models:</i> 550, 555, 555A, 555B, 655, 655A, (340, 340A, 340B, 445, 445A, 450, 540, 540A, 540B, 545, 545A ALL W/ POWER REVERSE TRANS), (3500, 3550, 4410, 4500 ALL 1-1-65 >), (420, 532, 535 ALL 1-1-75 >), 455 7-1-87 - 11-30-88, W/ POWER REVERSE TRANS		
SCHWARTZ SPEECO			

A-957E7100C Gear, 1st & 3rd 7.2 Lbs.



Dim/Info:
49 / 28 Teeth
1.775" I.D.
7.250" O.D.

For Models: DEXTA, SUPER DEXTA

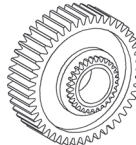
A-8N7100 Gear, 1st 6.9 Lbs.



Dim/Info:
60 / 28 Teeth

For Models: 4000 <1965 W/ 4 Speed Transmission, (NAA(JUBILEE), NAB, 2000, 2100, 2130, 2150, 2300, 2310, 3000, 3055, 3100, 3110, 3120, 3150, 3190, 3300, 3310, 3330, 3400, 3500, 3550, 4031, 4040, 4120, 4121, 4130, 4131, 4140, 501, 600, 601, 700, 701, 8N, 800, 801 ALL W/ 4 Speed Transmission)

A-C5NN7100A Gear, 1st 7.1 Lbs.

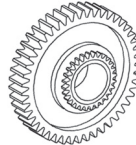


Dim/Info:
49 / 28 Teeth
1.775" I.D.
7.125" O.D.

For Models: 2000, 2300, 2310, 2600, 3000, 3055, 3330, 3400, 3500, 3600, 4000, 4110, 4140, 4330, 4340, 4400, 4410, 4500

A-83960019 Gear, 1st 7.07 Lbs.

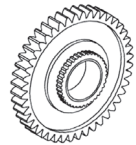
Replaces: C5NN7N10C



Dim/Info:
46 / 28 Teeth

For Models: 2100, 2600, 2610, 2810, 2910, 3055, 3100, 3400, 3550, 3600, 3610, 3900, 3910, 4100, 4110, 4140, 4410, 4500, 4600, 4610, 5100, 535, 540, 545, 5600, 5610, 5900, 6410, 6600, 6610, 6700, 6710, 6810, 7100, 7200, 7600, 7610, 7700, 7710

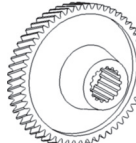
A-C5NN7N100A Gear, 1st 7.68 Lbs.



Dim/Info:
49 / 28 Teeth

For Models: 5000 W/8SP TRANS.


A-B9NN7A381B Gear, Transmission (2nd) 7.1 Lbs.



Dim/Info:
56 Teeth
17 Splines

For Models:

A-8N7112 Gear, 4th Countershaft 2.6 Lbs.



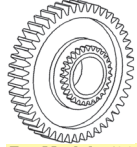
Dim/Info:
28/36 Teeth

For Models: (1801, 1821, 1841, 2000, 2030, 2031, 2100, 2111, 2130, 2131, 2150, 2300, 2310, 3000, 3055, 3100, 3110, 3120, 3150, 3190, 3300, 3310, 3330, 3400, 3500, 3550, 4000, 4030, 4031, 4040, 4120, 4121, 4130, 4131, 4140, 501, 541, 600, 601, 620, 621, 630, 631, 640, 641, 700, 701, 740, 741, 800, 801, 840, 841, 8N, NAA(JUBILEE), NAB ALL W/ 4 Speed Transmission)

*** Truck icon indicates the item is shipped via truck freight. ***

Transmission & Rear Axle

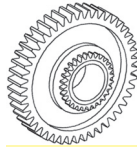
A-957E7101B Gear, 2nd & 5th 4.5 Lbs.



Dim/Info:
41 / 28 Teeth
1.775" I.D.
6.125" O.D.

For Models: (2000, 2300, 2600, 3000, 3400, 3600, 4000, 4110, 4200, 4340, 4400, 4500 ALL W/ 6 SPEED TRANSMISSION)

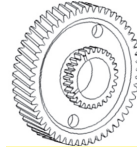
A-C5NN7102F Gear, 2nd Assembly 5.74 Lbs.



Dim/Info:
43/28 Teeth
1 13/16" I.D.

For Models: (2000, 3000, 3600, 3610 ALL W/8SP TRANS.)

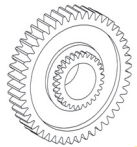
A-8N7102 Gear, 3rd 6 Lbs.



Dim/Info:
52 / 28 Teeth

For Models: (2000, 2030, 2031, 2100, 2111, 2130, 2131, 2150, 2300, 2310, 3000, 3055, 3100, 3110, 3120, 3150, 3190, 3300, 3310, 3330, 3400, 3500, 4000, 4030, 4031, 4040, 4120, 4130, 4131, 4140, 501, 541, 600, 601, 620, 621, 630, 631, 640, 641, 700, 701, 740, 741, 800, 801, 840, 841, 8N, NAA(JUBILEE), NAB ALL W/ 4 Speed Transmission)

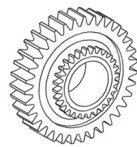
A-82987561 Gear, 2nd Transmission 6.03 Lbs.



Dim/Info:
43 / 28 Teeth

For Models: 515, 540, 2810, 2910, 3900, 4100, 4600, 5000, 5100, 5110, 5500, 5550, 5600, 5610, 5640, 5700, 5900, 6410, 6600, 6610, 6640, 6700, 6710, 6810, 7000, 7010 S/N 850001M>, (7100, 7200 ALL 1/1/1973), 7600, 7610, 7700, 7710, 7740, 7810, 7840, 8010, 8240, TS90, TB100, TB110, TB120, TS100, TS110, 340, 420, 5200 1/1/1973-, 532 1/1/1975-, 445 1/1978-7/31/1987, 545 3/1978-7/31/1987, (3910, 4110, 4610 ALL 1/1/1981-2/28/1989), (340A, 340B ALL 1/1/1982-7/31/1987), (445A, 540A, 540B, 545A ALL 1/1982-7/31/1987)

A-C5NN7B340A Gear, 3rd Assembly 3.82 Lbs.

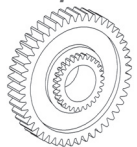


Dim/Info:
28 / 35 Teeth

For Models: (2000, 3000, 3600, 3610 ALL W/8SP TRANS.)

A-E6NN7N315AA Gear, 3rd Transmission 4.04 Lbs.


Replaces: C9NN7N315B



Dim/Info:
35 / 28 Teeth

For Models: 2810, 3120, 3400, 3550, 4100, 4110, 4410, 4600, 4610, 5000, 5100, 5110, 5200, 5600, 5610, 6410, 6600, 6610, 6700, 6710, 6810, 7000, 7610, 7710

A-C5NN7N339D Gear, 3rd Assembly 4.04 Lbs.

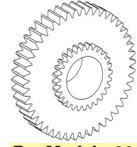


Dim/Info:
28 / 35 Teeth

For Models: 5000 W/8SP TRANS.

A-83960462 Gear, Reverse Transmission 3.5 Lbs.

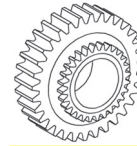
Replaces: C5NN7N012B



Dim/Info:
28 / 32 Teeth
1.800" I.D.
4.800" O.D.

For Models: 2610, 2810, 2910, 335, 340, 3400, 3550, 3610, 3900, 3910, 4000, 4110, 4400, 4410, 4600, 4610, 5000, 5100, 5110, 535, 540, 545, 5600, 5610, 5900, 6410, 6600, 6610, 6700, 6810, 7100, 7200, 7600, 7610, 7700, 7710

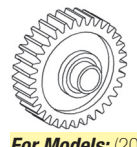
A-C5NN7K013B Gear, Reverse 3.56 Lbs.



Dim/Info:
28 / 32 Teeth

For Models: (2000, 3000, 4000 ALL W/ 6SP TRANS.)

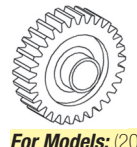
A-C5NN7141A Gear, Reverse Idler 3.82 Lbs.



Dim/Info:
33 Teeth

For Models: (2000, 3000, 3600, 3610 ALL W/8SP TRANS.)

A-81813479 Gear, Reverse Idler 3.56 Lbs.



Dim/Info:
31 Teeth

For Models: (2000, 3000, 3600, 3610 ALL W/8SP TRANS.)

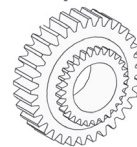
A-NDA7140A Shaft, Transmission Reverse Idler Gear 0.7 Lbs.



For Models: 2000 <1964, 2130, 2131, 4000 <1964, 4120, 4121, 4130, 4131, 4140, 600, 601, 650, 651, 660, 661, 800, 801, 820, 821, 850, 851, 860, 861, 900, 901, 950, 951, 960, 961

A-C5NN7K013E Gear, Reverse 3.9 Lbs.


Replaces: C5NN7K013A



Dim/Info:
28 / 32 Teeth

For Models: (2000, 3000, 4000 ALL W/8SP TRANS. 9/65>)

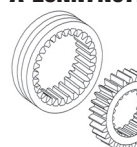
A-C5NN7N012A Gear, Reverse 3.4 Lbs.



Dim/Info:
30 / 28 Teeth

For Models: (3000, 4000, 5000, 7000 ALL W/8SP TRANS. 65/9-65)

A-E6NN7N072AA Coupler, Front Gear Shift 2.42 Lbs.



Dim/Info:
28 Teeth

For Models: 2310, 2610, 2810, 2910, 335, 340, 3550, 3600, 3610, 3900, 3910, 4000, 4100, 4110, 4140, 4400, 4410, 445, 4500, 4600, 4610, 5000, 5100, 5110, 535, 545, 550, 555, 5600, 5610, 5640, 5700, 5900, 6410, 6600, 6610, 6640, 6710, 6810, 7100, 7600, 7610, 7700, 7710, 7740

AGCO
ALLIS
CHALMERS
DEUTZ
MASSEY
FERGUSON
WHITE/
OLIVER

CNH

CASE-IH

FORD / NEW
HOLLAND

FIAT

BELARUS

BOBCAT

JCB

JOHN
DEERE

KUBOTA

LANDINI

LEYLAND

LONG

McCORMICK

OTHER

RENAULT

SAME

VALTRA

VERSATILE

YANMAR

ZETOR

SCHWARTZ
SPEECO

*** Truck icon indicates the item is shipped via truck freight.***

Transmission & Rear Axle

A-82983825 Rear Gear Shift Coupler 2.2 Lbs.

Dim/Info:
28 Teeth



For Models: 2600, 2610, 2810, 2910, 3100, 340, 3400, 3500, 3550, 3600, 3610, 3900, 3910, 4000, 4110, 4140, 4400, 4410, 445, 4600, 4610, 5100, 5110, 5200, 5610, 5640, 5900, 6410, 6600, 6610, 6710, 6810, 7100, 7200, 7600, 7610, 7700, 7710, 7740

A-E8NN7231AA Fork, 2nd & 6th Gear 1.26 Lbs.
Replaces: C5NN7231B



For Models: 5000, 5100, 5200, 5500, 5600, 5610, 6600, 6610, 6700, 7100, 7200, 7600, 7610, 7700

A-C5NN7N072B Gear Shift Connector & Coupling 2.2 Lbs.

Dim/Info:
28 Teeth
20 Spline



For Models: (5000, 5600, 5610, 5700, 6600, 6610, 6700 ALL W/8SP TRANS.)

A-4956546* Spring, Shift Fork 0.01 Lbs.
Replaces: 5299332, 82982448




Dim/Info:
sold in multiples of 5

For Models: 3010S, 4010S, 4030, 4230, 4430, 4835, 5010S, 5530, 5635, 6530, 7635, T5040, T5050, T5060, TD5050, TD60D, TD70D, TD75D, TD80D, TD90D, TD95D, TK100A, TK76, TK80A, TK80MA, TK85, TK85M, TK90A, TK90MA, TL100, TL100A, TL70, TL80, TL80A, TL90, TL90A

A-B9NN7114A Countershaft, 2nd Speed Gear 1.06 Lbs.

Dim/Info:
28 / 17 Teeth



For Models: (NAA(JUBILEE), 8N ALL W/ 4 Speed Trans.)

A-NAA7111C Transmission Countershaft 8.7 Lbs.

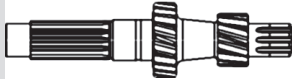
Dim/Info:
16 / 15 / 18 / 23 / 15 Teeth
12.420" Long



For Models: NAA(JUBILEE)

A-8N7111 Transmission Countershaft 7.9 Lbs.


Dim/Info:
23 / 15 / 15 / 10 Teeth
11.910" Long



For Models: 8N 1948-1952

A-957E7017C Transmission Drive Shaft 4.75 Lbs.

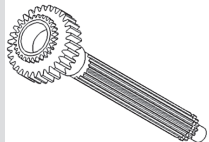
Dim/Info:
17 Teeth
15 Spline
16.500" Long



For Models: DEXTA, SUPER DEXTA

A-957E7061E Transmission Mainshaft 10.12 Lbs.

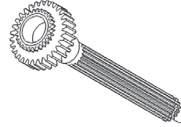
Dim/Info:
28 / 28 Teeth
17 Spline
11.875" Long



For Models: DEXTA

A-960E7061A Transmission Mainshaft 10.06 Lbs.

Dim/Info:
28 / 28 Teeth
17 Spline
12.000" Long



For Models: SUPER DEXTA, 2000, 231, 2600, 4000, 4110, 4140, 4200, 4330, 4340, 4400, 4410, 4500

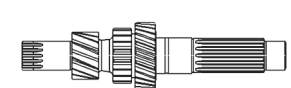
A-C7NN7N015B Shaft & Sleeve Assembly Main Drive, w/ Transmission PTO 2.85 Lbs.



For Models: 340A, 340B, 445A, 540A, 540B, 545A, 550, 555, 555A, 555B, 655, 655A, (3550, 4100, 4140, 4190, 4200, 4330, 4340, 4400, 4410, 4500 ALL 10/69->), (335, 420, 515, 532, 2600, 3600, 3900, 4600, 4600NO, 4600O, 4600SU ALL 1/75 >), (340, 445, 540, 545 ALL < 12/81), (2810, 2910, 3910, 3910H, 3910N, 3910R, 3910V, 4110, 4110N, 4110NO, 4110O, 4110V, 4610, 4610N, 4610NO, 4610O, 4610V ALL 1/81 - 2/90), 455 7/87 - 11/88

A-C5NN7N109A Transmission Countershaft 8.7 Lbs.

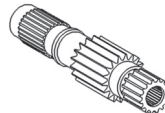
Dim/Info:
16 / 15 Spline
15 / 18 / 23 Teeth
12.875" Long



For Models: (2000, 3000, 4000, 600, 700, 800, 900 ALL W/ 4 SPEED TRANSMISSION)

A-C5NN7111M Transmission Countershaft 8.06 Lbs.

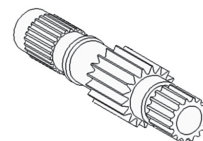
Dim/Info:
16 / 18 / 26 Teeth
23 ID Spline



For Models: (2000, 3000, 3600, 3610 ALL W/8SP TRANS., W/TRANS. PTO, 9/65 / UP)

A-C5NN7111N Transmission Countershaft 7.84 Lbs.

Dim/Info:
16 / 18 Teeth
26 Spline
10.000" Long



For Models: (2000, 3000, 4000 ALL W/LIVE PTO / 8SP TRANS. 9/65 / UP)

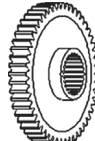
A-5102795 Countershaft, Transmission 5.3 Lbs.
Replaces: 82982346, 5102788



For Models: (3010S, 4010S, 5010S ALL SN 400001M->), TT55, TT60A, TT65, TT75, TT75A

A-D1NN791A Gear, Transmission Countershaft 8.38 Lbs.

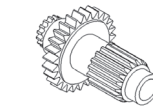
Dim/Info:
50 Teeth
11 Spline



For Models: 2810, 2910, 3230, 3430, 3910, 3930, 4000, 4100, 4110, 4130, 4600, 4610, 4830

A-C5NN7113A Gear, Countershaft 11.4 Lbs.

Dim/Info:
37 Teeth
16 / 20 Spline



For Models: (2000, 3000, 4000 ALL W/6SP TRANS.)

A-C5NN7113G Gear, Countershaft 11.26 Lbs.

Dim/Info:
24 Middle Teeth
57 O.D. Teeth
26 Spline

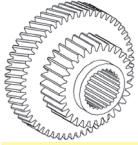


For Models: (2000, 3000, 4000 ALL W/6SP TRANS.)

*** Truck icon indicates the item is shipped via truck freight. ***

Transmission & Rear Axle

A-C5NN7113D Gear, Countershaft Main 12.32 Lbs.



Dim/Info:
30 I.D. Teeth
56 O.D. Teeth
26 I.D. Internal Spline

For Models: (2000, 3000, 3600, 3610 ALL W/8SP TRANS.)

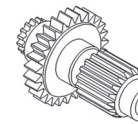
A-C5NN7113J Gear, Transmission 9.24 Lbs.



Dim/Info:
30 Middle Teeth
46 O.D. Teeth
26 Spline

For Models: (2810, 2910, 3550, 3910, 4000, 4610 ALL W/8SP TRANS.)


A-C5NN7113B Gear, Countershaft Secondary 9.92 Lbs.



Dim/Info:
35 Teeth
16 Spline

For Models: (3000, 3600, 3610 ALL W/8SP TRANS.)


A-C9NN7113B Gear, Countershaft Secondary 9.9 Lbs.



Dim/Info:
35 Teeth
16 Spline

For Models: (5000, 5600, 5610, 5700, 6600, 6610, 6700 ALL W/8SP TRANS.)


A-C5NN7017H Shaft, Main Transmission 5.19 Lbs.



Dim/Info:
17 Teeth
15 Spline
17.675" Long

For Models: 2000 W/6SP UK, 7SP TRANS.


A-C5NN7C094B Shaft, Main 11.2 Lbs.



Dim/Info:
30 Teeth
16 / 18 Spline

For Models: (2000, 3000, 4000, 5000 ALL SELECT-O-SPEED #2 / 3 CLUTCH)

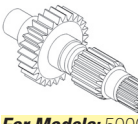
A-C5NN7C095D Shaft, Main Transmission (Rear) 10.52 Lbs.



Dim/Info:
30 Teeth
17 & 28 Spline

For Models: (2000, 3000, 3600, 3610 ALL W/8SP TRANS.)

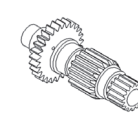
A-C9NN7C094B Shaft, Transmission Main 10.94 Lbs.
Must use part # A-E6NN7N315AA 3rd/7th speed gear w/ this shaft which is available from A & I.



Dim/Info:
30 Teeth
18 / 16 Splines
9.937" Long

For Models: 5000, 5100, 5110, 5200, 5600, 5610, 5900, 6600, 6610, 6700, 6710, 6810, 7600, 7610, 7710

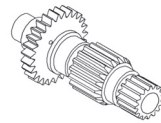
A-E7NN7C094AA Shaft, Main Transmission 10.9 Lbs.



Dim/Info:
30 Teeth
18 / 16 Splines

For Models: (5000, 5600, 5700, 6600, 6700 ALL W/8SP TRANS. (INDEPENDENT PTO / DUAL POWER))

A-C5NN7C094A Shaft, Main Transmission 10.26 Lbs.



Dim/Info:
30 / 16 Teeth

For Models: 5000 W/8SP TRANS.

A-E0NN7017HA Transmission Shaft w/o Dual Power 6.16 Lbs.
Has seal flange 1.72" from end of shaft.



Dim/Info:
10 / 20 Teeth
19.22" Long

For Models: (5110, 5610, 5900, 6410, 6610, 6710, 6810, 7610, 7710 ALL <4/1984 L/ Dual Power)


A-E2NN7017EA Transmission Shaft w/o Dual Power 6.78 Lbs.
Has seal flange 1.46" from end of shaft.



Dim/Info:
10 / 20 Teeth
19.22" Long

For Models: (6640, 7740, 7840, 8240 ALL L/ Dual Power), 8010 SN 800001M> L/ Dual Power, 7010 SN 850001M> L/ Dual Power, 7810 2/1988> L/ Dual Power, (5110, 5610, 5900, 6410, 6610, 6710, 6810, 7610, 7710 ALL 5/1984> L/ Dual Power)


A-311203 Transmission Input Shaft 6.15 Lbs.



Dim/Info:
20 Teeth
15 Spline

For Models: NAA(JUBILEE), NAB, 501, 541, 600, 601, 620, 621, 630, 631, 640, 641, 700, 701, 740, 741, 800, 801, 841, 1801, 1821, 1841, 2030, 2111, 2130, 2131, 4030, 4031, 4040, 4120, 4121, 4130, 4131, 4140

A-C5NN7017A Shaft, Transmission Input 4.88 Lbs.



Dim/Info:
19.125" Long
20 / 25 Spline

For Models: (5000, 5100, 5600, 6600, 6700, 7100, 7200, 7600, 7700 ALL W/O DUAL POWER)

A-C7NN7017AB Shaft, Transmission Input 5.28 Lbs.



Dim/Info:
17.750" Long
10 Spline

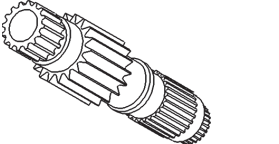
For Models: 2100, 2300, 3000, 3100, 3120, 3190, 3310, 3400, 3600, 3610, 4110

A-D2NN7017A Shaft, Input Spigot 3.1 Lbs.



For Models: 5000, 5100, 5190, 5200, 5340, 5600, 5610, 5640, 5700, 5900, 6600, 6610, 6640, 6700, 6710, 7000, 7010, 7100, 7200, 7600, 7610, 7700, 7710, 7740, 7840, 8010, 8240 W/ DUAL POWER

A-957E7111D Transmission Main Countershaft 6.7 Lbs.

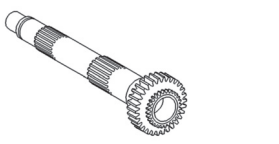


Dim/Info:
16 / 16 Teeth
22 / 26 Spline
10.125" Long

For Models: DEXTA, SUPER DEXTA

A-E6NN7111AA Transmission Countershaft 10.44 Lbs.
When replacing C9NN7111B cntr. shaft, also order D0NN7N048A, D0NN7N047A & E6NN7N071BA NA from A & I.

Replaces: C9NN7111B



Dim/Info:
11.750" Long
28 / 30 Teeth
20 / 17 Spline

For Models: 5000, 5100, 5110, 5190, 5200, 5500, 5600, 5610, 5640, 5900, 6410, 6600, 6610, 6640, 6700, 6710, 6810, 7100, 7600, 7610, 7700, 7710, 7740

AGCO
ALLIS
CHALMERS
DEUTZ
MASSEY
FERGUSON
WHITE/
OLIVER

CNH

CASE-IH

FORD / NEW
HOLLAND

FIAT

BELARUS

BOBCAT

JCB

JOHN
DEERE

KUBOTA

LANDINI

LEYLAND

LONG

McCORMICK

OTHER

RENAULT

SAME

VALTRA

VERSATILE

YANMAR

ZETOR

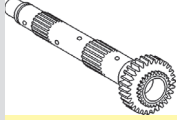
SCHWARTZ
SPEECO

*** Truck icon indicates the item is shipped via truck freight.***

Transmission & Rear Axle

- AGCO
- ALLIS
- CHALMERS
- DEUTZ
- MASSEY FERGUSON
- WHITE/OLIVER
- CNH
- CASE-IH
- FORD / NEW HOLLAND
- FIAT
- BELARUS
- BOBCAT
- JCB
- JOHN DEERE
- KUBOTA
- LANDINI
- LEYLAND
- LONG
- MCCORMICK
- OTHER
- RENAULT
- SAME
- VALTRA
- VERSATILE
- YANMAR
- ZETOR
- SCHWARTZ SPEECO

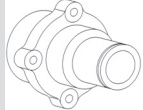
A-D2NN7111A Transmission Countershaft 10.7 Lbs.



Dim/Info:
28 / 30 Teeth
17 / 20 Spline
11.750" Long

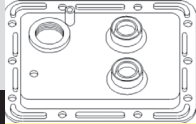
For Models: 5110, 5610, 5900, 6410, 6610, 6710, 6810, 7610, 7710

A-C9NN7049C Transmission Bearing Retainer 4.54 Lbs.



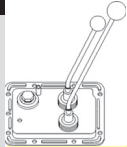
For Models: 5110, 5610, 5900, 6710, 6810, 7610, 7710

A-81814737 Cover, Transmission 3.3 Lbs.
Replaces: C5NN7211F, C5NN7222L, C5NN7211E, C5NN7222C



For Models: 2000 1965>, 2100, 2110, 2120, 2150, 2300, 2310, 3000, 3055, 3100, 3110, 3120, 3150, 3190, 3300, 3310, 3330, 3400, 3500, 3550, 4000 1965>, 4100, 4110, 4140, 4190, 4200, 4330, 4340, 4400, 4410

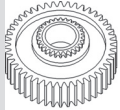
A-81814737L Cover w/ Levers, Transmission 10 Lbs.
Replaces: C5NN7211F, C5NN7222L, C5NN7211E, C5NN7222C



Dim/Info:
Includes Main Gear & High-Low Shift Levers

For Models: 2000 1965>, 2100, 2110, 2120, 2150, 2300, 2310, 3000, 3055, 3100, 3110, 3120, 3150, 3190, 3300, 3310, 3330, 3400, 3500, 3550, 4000 1965>, 4100, 4110, 4140, 4190, 4200, 4330, 4340, 4400, 4410

A-E49GA9 Secondary Output Shaft Gear 4 Lbs.



Dim/Info:
45 Big Teeth
28 Small Teeth

For Models: 2000, 2300, 2310, 2600, 3000, 3055, 3330, 3400, 3500, 3600, 4000, 4110, 4140, 4330, 4340, 4400, 4410, 4500

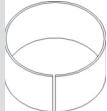
A-C5NN7145A Gear, Output Shaft Assembly 9.46 Lbs.



Dim/Info:
28 / 49 Teeth

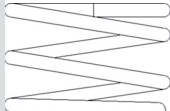
For Models: (3000, 3600, 3610 ALL W/8SP TRANS.)

A-81800471 Bushing, Differential 0.4 Lbs.
Replaces: E185EB9



For Models: 2000, 3000, 4000, 5000, 7000, TS100, TS110, TS115, TS90, TV140, TV145

A-CONN7C151A Spring 0.91 Lbs.



For Models: 4000, 4200, 4330, 4340, 4400, 4500, 5000, 5100, 5110, 5200, 5340, 5600, 5610, 5640, 5700, 5900, 6000, 6410 (UK), 6600, 6610, 6640, 6700, 6710, 6810, 7000, 7010, 7100, 7200, 7410, 7600, 7610, 7700, 7710, 7740, 7810, 7840, 7910, 8000, 8010, 8200, 8210, 8240, 8340, 8400, 8530, 8600, 8630, 8670, 8700, 8730, 8770, 8830, 8870, 8970, 9000, 9030, 9200, 9600, 9700, TB100, TB110, TS100, TS110, TS90, TV140, TV145, TW10, TW15, TW20, TW25, TW30, TW35, TW5

A-8A4221 Bearing, Transmission Countershaft (Front Cone) 0.6 Lbs.
Used in 4 & 5 speed transmissions.



For Models: ALL MODELS

A-C5NN4874B Outer Bearing Cup, Rear Axle 0.57 Lbs.



For Models: 4000, 4100, 4110, 4600, 4610

A-NDA77123A Bearing, Transmission Countershaft (Frnt Cone) 0.77 Lbs.
Used in a 4 & 5 speed transmissions.



For Models: 600, 800, 900, (2000, 4000 ALL <1964)

A-NDA77124A Bearing, Transmission Countershaft 0.31 Lbs.
Used in 4 & 5 speed transmissions.



For Models: 600, 800, 900, (2000, 4000 ALL <1964)

A-9N7066 Bearing Cone, Transmission 0.66 Lbs.
Main drive shaft & countershaft bearing cone for 3 & 4 speed transmissions.



For Models: NAA(JUBILEE), NAB, 2N, 2000, 3000, 4000, 5000, 600, 700, 8N, 800, 9N, 900

A-9N7067 Bearing Cup, Transmission 0.36 Lbs.
Main drive shaft & countershaft bearing cup for 3 & 4 speed transmissions.



For Models: NAA(JUBILEE), NAB, 2N, 2000, 3000, 4000, 5000, 600, 700, 8N, 800, 9N, 900

A-NDA77125A Bearing, Transmission Main Shaft 0.64 Lbs.
Transmission main shaft pilot bearing cone for 4 & 5 speed transmissions.



For Models: 2111, 2130, 2131, 4110, 4120, 4121, 4130, 4131, 4140, 600, 601, 650, 651, 660, 661, 800, 801, 820, 821, 850, 851, 860, 861, 900, 901, 950, 951, 960, 961, (2000, 4000 ALL <1964)

A-9N7120 Bearing, Transmission 0.34 Lbs.
Transmission main pilot shaft bearing cone for 3 & 4 speed transmissions.



For Models: NAA(JUBILEE), NAB, 1801, 1821, 1841, 2N, 2000, 2030, 2031, 2100, 2111, 2130, 2131, 2150, 2300, 2310, 3000, 3055, 3100, 3110, 3120, 3150, 3190, 3300, 3310, 3330, 3400, 3500, 3550, 4000, 4030, 4031, 4040, 4110, 4120, 4121, 4130, 4131, 4140, 600, 601, 620, 621, 630, 631, 640, 641, 700, 701, 740, 741, 8N, 800, 801, 840, 841, 9N

*** Truck icon indicates the item is shipped via truck freight. ***

Transmission & Rear Axle

A-8N779A Bearing, Transmission Input Shaft 0.41 Lbs.
Front bearing cone for input shaft on models w/ 4 & 5 speed transmissions.



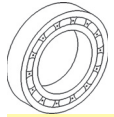
For Models: 2111, 2130, 2131, 4110, 4120, 4121, 4130, 4131, 4140, 600, 601, 650, 651, 660, 661, 800, 801, 820, 821, 850, 851, 860, 861, 900, 901, 950, 951, 960, 961, (2000, 4000 ALL <1964)

A-86613263 Tapered Cup, Transmission Output Gear 0.63 Lbs.




For Models: 600, 700, 800, 900, (2000, 4000 ALL <1964)

A-M1208EL Bearing, Transmission Output Gear 1.76 Lbs.
Used in 4 & 5 speed transmissions



For Models: 600, 800, 900, (2000, 4000 ALL <1964)


A-C7NN7223B Gasket, Gear Shift Cover 0.01 Lbs.



Dim/Info:
4 Speed

For Models: (2N, 8N, 9N, NAA(JUBILEE), NAB, 420, 445A, 450, 455, 501, 532, 535, 540B, 541, 545, 545A, 550, 555, 555A, 555B, 600, 601, 620, 621, 630, 631, 640, 641, 655, 655A, 700, 701, 740, 741, 800, 801, 840, 841, 1801, 1821, 1841, 2030, 2031, 2100, 2110, 2111, 2120, 2130, 2131, 2150, 2300, 2310, 3055, 3100, 3110, 3120, 3150, 3190, 3300, 3310, 3330, 3400, 340B, 3500, 3550, 4030, 4031, 4040, 4110TR, 4120, 4121, 4130, 4131, 4140, 4410, 4500 ALL w/ 4 speed trans)

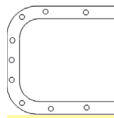
A-9N7086 Gasket, Bearing Retainer(Main Drive & Countershaft)0.02 Lbs.
Replaces: 9N7086A



Dim/Info:
sold in multiples of 5

For Models: 2N, 8N, 9N, NAA(JUBILEE), NAB, 501, 541, 600, 601, 620, 621, 630, 631, 640, 641, 700, 701, 740, 741, 800, 801, 840, 841, 1801, 1821, 1841, 2000, 2030, 2031, 2111, 2131, 4000, 4030, 4031, 4040, 4110, 4120, 4121, 4130, 4131, 4140

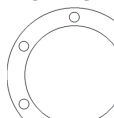
A-9N4662 Gasket, Center Housing 0.06 Lbs.



Dim/Info:
sold in multiples of 4

For Models: 2N, 8N, 9N

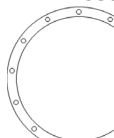
A-9N4131 Gasket, Differential Center Housing Side Cover 0.02 Lbs.



Dim/Info:
sold in multiples of 10

For Models: 2N, 8N, 9N

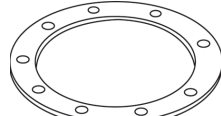
A-NAA4036A Gasket, Axle Housing 0.13 Lbs.



Dim/Info:
sold in multiples of 5

For Models: 600, 700, 900, NAA(JUBILEE)

A-2N4035 Gasket, Axle Housing 0.02 Lbs.



Dim/Info:
sold in multiples of 5

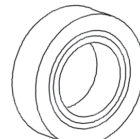
For Models: 9N

A-C5NN77086A Oil Seal, Transmission Output Shaft 0.04 Lbs.



For Models: (2600, 2610, 3600, 3610 ALL W/ 6 & 8 SPEED TRANSMISSIONS), (2000, 3000, 4000, 5000, 7000 ALL W/ 7 & 8 SPEED TRANSMISSIONS), (4100, 4110, 4600, 4610 ALL W/ 8 SPEED TRANSMISSION)

A-E62GE9 Oil Seal, Transmission Countershaft 0.04 Lbs.



For Models: DEXTA, SUPER DEXTA, (2600, 2610, 3600, 3610 ALL W/ 6 & 8 SPEED TRANSMISSIONS), (2000, 3000, 4000 ALL W/ 6, 7 & 8 SPEED TRANSMISSIONS), (5000, 7000 ALL W/ 7 & 8 SPEED TRANSMISSIONS), (4100, 4110, 4600, 4610, 5600, 5610, 6600, 6610, 6700, 6710, 7600, 7610, 7700, 7710 ALL W/ 8 SPEED TRANSMISSION)

A-D6NN7R240B Oil Seal, Transmission Output Shaft 0.05 Lbs.
Used on models 1955> w/ 4 & 5 speed transmissions.



For Models: 600, 800, 900, (2000, 4000 ALL <1964)

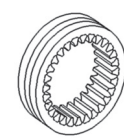
A-E344GA9 Gear Shift Connector & Coupling 2.4 Lbs.



Dim/Info:
17 Spline
3.850" O.D.

For Models: (2000, 3000, 3600, 3610 ALL W/8SP TRANS.)

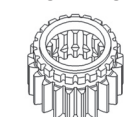
A-E6NN7106AA Coupling, Main Shaft Connecting 2.07 Lbs.



Dim/Info:
21 Teeth
16 Spline

For Models: (NAA(JUBILEE), 2000, 3000, 8N ALL W/4SP TRANS.)


A-E0NN7106BA Coupling, Countershaft Sliding Gear 2.1 Lbs.



Dim/Info:
21 Teeth
16 Spline

For Models: (2000, 3000, 3600, 3610 ALL W/8SP TRANS.)

A-C7NN7N071D Coupling & Shaft, Gearshift 8.26 Lbs.



Dim/Info:
28 Teeth
23 Spline
10.500" Long

For Models: 5100, 5200, 5500

AGCO
ALLIS
CHALMERS
DEUTZ
MASSEY
FERGUSON
WHITE/
OLIVER

CNH

CASE-IH

FORD / NEW
HOLLAND

FIAT

BELARUS

BOBCAT

JCB

JOHN
DEERE

KUBOTA

LANDINI

LEYLAND

LONG

McCORMICK

OTHER

RENAULT

SAME

VALTRA

VERSATILE

YANMAR

ZETOR

SCHWARTZ
SPEECO

*** Truck icon indicates the item is shipped via truck freight.***

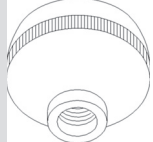
Transmission & Rear Axle

A-D6NN4251A Outer Seal, Rear Axle 0.26 Lbs.



For Models: (2N, 9N ALL 1937-47)

A-83905584 Knob, Shift Lever 0.14 Lbs.
Replaces: 87771084, 8776299, D5NN7213A, D3NN7213A, C5NN7213C, 81847817



Dim/Info:
3/8"-24 Thread

For Models: 1801, 1821, 1841, 2000, 2030, 2031, 2100, 2111, 2131, 3000, 3100, 3330, 340B, 345C, 345D, 3500, 3550, 4000, 4030, 4031, 4040, 4110, 4120, 4121, 4130, 4131, 4140, 4400, 445A, 445C, 445D, 450, 4500, 455, 501, 5110, 540B, 541, 545, 545A, 545C, 545D, 550, 555, 555A, 555B, 5610, 5700, 5900, 600, 601, 620, 621, 630, 631, 640, 641, 6410, 650, 6500, 651, 655, 655A, 660, 661, 6610, 6700, 6710, 6810, 700, 701, 740, 741, 7410, 750, 7500, 755, 755A, 755B, 7610, 7700, 7710, 800, 8000, 801, 820, 821, 840, 841

A-957E7213A Gear Shift Lever Knob 0.1 Lbs.



Dim/Info:
3/8" NF Thread


For Models: 2000, 3000, 4000, 5000, DEXTA

A-C5NN7213A Gear Shift Knob 0.13 Lbs.



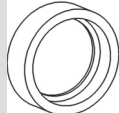
For Models: 2100, 2600, 2610, 3000, 3100, 3120, 3400, 3600, 3610, 4000, 4100, 4110, 4140, 4400, 4410, 4500, 4600, 4610, 5000, 5110, 5200, 5600, 5610, 5640, 5900, 6410, 6600, 6610, 6810, 7100, 7200, 7600, 7610, 7740, NAA(JUBILEE)

A-86531999 Outer Seal, Rear Axle 0.14 Lbs.
Replaces: C5NN4115B



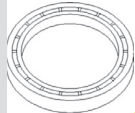
For Models: 2000, 2600, 2610, 3000, 3600, 3610, 3400

A-C4NN4233A Seal, Inner Oil Rear Axle 0.06 Lbs.



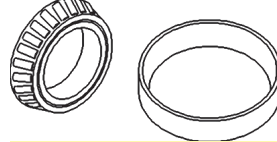
For Models: 4120, 600, 800

A-81803420 Bearing, Differential 3.04 Lbs.



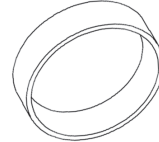
For Models: 2000, 2310, 2600, 2610, 2810, 2910, 3000, 3230, 3430, 3600, 3610, 3910, 3930, 4000, 4100, 4110, 4130, 4600, 4610, 4630, 4830, 5000, 5030, 5110, 5600, 5610, 5640, 5700, 6410, 6600, 6610, 6640, 6700, 6710, 6810, 7000, 7600, 7610, 7700, 7710, 7740, 7810, 7840, 7910, (7910, 8210 ALL W/ APL325), 8210, 8240, 8340, TS100, TS110, TS115, TS80, TS90, (2000, 2310, 2600, 2610, 3000, 3600, 3610, DEXTA, SUPER DEXTA ALL W/ Differ. Lock)

A-81803416 Bearing Kit 1.97 Lbs.



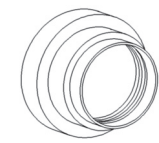
For Models: 2000, 2600, 2610, 3000, 3600, 3610, 5000, 5110, 5600, 5610, 5640, 5900, 6410, 6600, 6610, 6640, 6700, 6710, 6810, 7000, 7410, 7600, 7610, 7700, 7710, 7740, 7810, 7840, 7910, 8210, 8240, 8340, TS100, TS110, TS115, TS80, TS90

A-9N4222 Bearing Cup, Rear Axle Shaft 0.62 Lbs.



For Models: NAA(JUBILEE), NAB, 4120, 600, 8N, 800, (2N, 9N ALL 1937-47)

A-F2NN4969AA Rear Axle Seal & Retainer 0.68 Lbs.



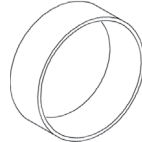
For Models: 4000, 4100, 4110, 4600, 4610

A-F2NN4969BA Seal, Rear Axle Outer 1.5 Lbs.
Replaces: 81878177, 83955479



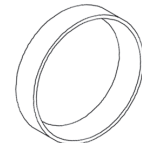
For Models: (5110, 5610, 5900, 6410, 6610, 6710, 6810, 7410, 7610, 7710, 7810, 7910, 8210 ALL 7/1986>)

A-NCA7067A Rear Axle Outer Bearing Cup 0.33 Lbs.



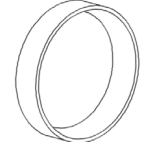
For Models: 700, 900

A-NDA4222A Rear Axle Outer Bearing Cup 0.65 Lbs.
 Used w/ 1 3/4" shaft w/ 38 fine splines.



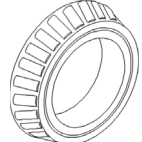
For Models: 800 W/4 SP. TRANS. SN<54166 - 1958, 5 SP. SN<106115 - 1960, (4120, 801 ALL W/4 SP. TRANS. SN54166> - 1959>, 5 SP. SN106115> - 1959>)

A-E19EB9 Rear Axle Outer Bearing Cup 0.6 Lbs.



For Models: DEXTA, 2000, 2600, 2610, 3000, 3600, 3610

A-NCA44224A Rear Axle Outer Bearing Cone 1.2 Lbs.



For Models: 4120, 600, 800

*** Truck icon indicates the item is shipped via truck freight. ***

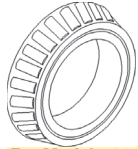
Transmission & Rear Axle

A-NCA7066A Rear Axle Outer Bearing Cone 0.68 Lbs.



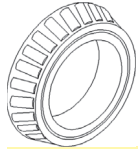
For Models: 700, 900

A-NDA4221A Rear Axle Outer Bearing Cone 1.38 Lbs.
Used w/ 1 3/4" shaft w/ 38 fine splines.



For Models: 800 W/4 SP. TRANS. SN<54166 - 1958, 5 SP. SN<106115 - 1960, (4120, 801 ALL W/4 SP. TRANS. SN54166> - 1959>, 5 SP. SN106115> - 1959>)

A-387 Rear Axle Outer Bearing Cone 0.95 Lbs.



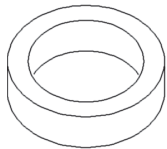
For Models: DEXTA, 2000, 2600, 2610, 3000, 3600, 3610

A-C5NN4N221B Rear Axle Outer Bearing Cone 1.14 Lbs.




For Models: 4000, 4100, 4110, 4600, 4610

A-9N4132 Collar, Rear Axle Shaft 0.6 Lbs.



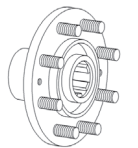
For Models: (2N, 9N ALL 1937-47)

A-NCA4132A Collar, Rear Axle Shaft 2.18 Lbs.




For Models: 2000, 2120, 4110, 4120, 600, 800

A-8N1171 Hub & Stud, Rear Axle 11.3 Lbs.



For Models: NAA(JUBILEE), NAB, 8N

A-8N4235C Shaft, Rear Axle 24 Lbs.



For Models: NAA(JUBILEE), NAB, 8N

A-CBPN4179A Nut & Ring, Rear Axle 0.36 Lbs.



A-8N4293 Washer, Rear Axle 0.02 Lbs.

A-8N4187 Ring, Rear Axle 0.01 Lbs.

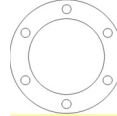
For Models: 8N 48-53, NAA(JUBILEE) 53-55

A-2N4221 Bearing, Rear Axle Shaft 1.27 Lbs.



For Models: NAA(JUBILEE), 8N, 9N 1937-47, 2N 1947-47

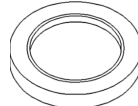
A-9N4130 Gasket, Rear Axle Housing 0.01 Lbs.
Sold in qty. of 10.



Dim/Info:
sold in multiples of 10

For Models: 2N, 8N, 9N

A-312356 Seal, Differential Pinion 0.06 Lbs.



For Models: 600 W/4 SP. TRANS. SN<54165 (1958), 5 SP. SN<196155 (1959), 800 W/4 SP. TRANS. SN<54166 (1958), 5 SP. SN<106115 (1960), 601 W/4 SP. TRANS. SN54166> (1958-62), 5 SP. SN106116> (1960-64), (4120, 801 ALL W/4 SP. TRANS. SN54166> (1959>), 5 SP. SN106115> (1959>))

A-NAA4676A Seal, Differential Pinion 0.06 Lbs.



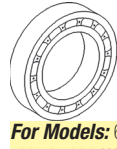
For Models: NAA(JUBILEE) 1953-1954

A-BB4625B Differential Pinion Pilot Bearing 0.8 Lbs.



For Models: 800 W/ 4 SP. TRANS. SN<54166 - 1958, 5 SP. SN<106115 - 1960, (4120, 801 ALL W/ 4 SP. TRANS. SN54166> - 1959>, 5 SP. SN106115> - 1959>), (2N, 8N, 9N ALL 1939-1952)

A-81T4625MA2 Differential Pinion Pilot Bearing 0.61 Lbs.



For Models: 600 W/4 SP. TRANS. SN<54165 - 1958, W/5 SP. SN<196155 - 1959, 601 W/4 SP. TRANS. SN54166> - 1958-62, 5 SP. SN106116> - 1960-64, NAA(JUBILEE) 1953-1954

A-960E4621 Differential Rear Pinion Cone 1.4 Lbs.



For Models: (2000, 3000, 4110 ALL 1965>), DEXTA 4/1962 - 1964

A-BB4621B Differential Front Pinion Cone 1.28 Lbs.



For Models: (2N, 8N, 9N ALL 1939-1952), NAA(JUBILEE) 1953-1954, DEXTA 1957-4/1962

AGCO
ALLIS
CHALMERS
DEUTZ
MASSEY
FERGUSON
WHITE/
OLIVER

CNH

CASE-IH

FORD / NEW
HOLLAND

FIAT

BELARUS

BOBCAT

JCB

JOHN
DEERE

KUBOTA

LANDINI

LEYLAND

LONG

McCORMICK

OTHER

RENAULT

SAME

VALTRA

VERSATILE


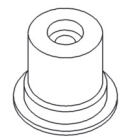

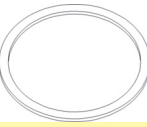
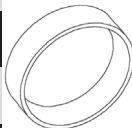

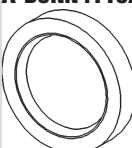
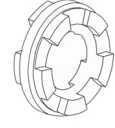
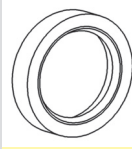
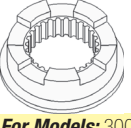
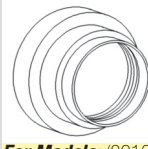
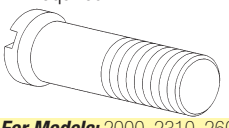

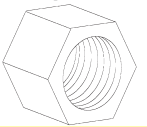

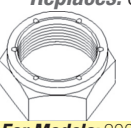
YANMAR

ZETOR

SCHWARTZ
SPEECO

*** Truck icon indicates the item is shipped via truck freight.***

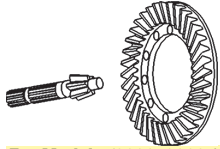
Transmission & Rear Axle

AGCO ALLIS CHALMERS	A-BB4616B	Differential Pinion Front Cup	0.9 Lbs.		A-82037652*	Seal	0.12 Lbs.	
DEUTZ MASSEY FERGUSON WHITE/ OLIVER	A-BB4221B	Differential Pinion Bearing Cone	1.53 Lbs.		A-8N4225	Gasket, Rear Axle Shaft, Outer Bearing	0.01 Lbs.	
CNH	A-BB4222	Differential Pinion Bearing Cup	1.1 Lbs.		A-8N4284	Gasket, Rear Axle Shaft	0.02 Lbs.	
CASE-IH	A-D5NN4115A	Rear Axle Seal	0.2 Lbs.		A-E186EB9	Differential Lock Gear Case Adaptor	2.24 Lbs.	
FORD / NEW HOLLAND	A-8N4233A	Seal, Rear Axle Seal Inner	0.06 Lbs.		A-81812261	Coupler, Differential Lock	3.04 Lbs.	
FIAT	A-F2NN4969AA	Seal & Retainer (Outer), Rear Axle	0.68 Lbs.		A-E94EB9	Bolt, Differential Ring Gear	0.12 Lbs.	
BELARUS	A-C5NN4969E	Seal & Retainer (Outer), Rear Axle	0.66 Lbs.		A-380135S43	Nut, Differential Ring Gear	0.04 Lbs.	
BOBCAT	A-C9NN4N109A	Seal, Inner Rear Axle	0.1 Lbs.		A-C5NN4N001A*	Nut, Bearing Lock	0.8 Lbs.	
JCB								
JOHN DEERE								
KUBOTA								
LANDINI								
LEYLAND								
LONG								
MCCORMICK								
OTHER								
RENAULT								
SAME								
VALTRA								
VERSATILE								
YANMAR								
ZETOR								
SCHWARTZ SPEECO								

*** Truck icon indicates the item is shipped via truck freight. ***

Transmission & Rear Axle

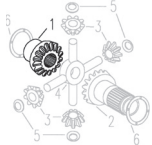
A-C5NN4209G Ring Gear & Pinion Set 38.27 Lbs.



Dim/Info:
6.16:1 Ratio

For Models: (2000, 3000 ALL 1965-12/1973 LESS 10 SP. TRANS. & TRANSMISSION BRAKE)

A-C5NN4236A Gear, Differential Side 4.9 Lbs.



Dim/Info:
Ref. 1

For Models: (2000, 3000, 4000 ALL 65\75 LH W/DIFF LOCK, LH/RH W/O DIFF LOCKS), (5000, 7000 ALL 65\75 RH W/DIFF LOCK LH/RH W/O DIFF LOCKS), (2600, 3600, 4100, 4600 ALL 75\81 LH W/DIFF LOCK, LH/RH W/O DIFF LOCKS), (5600, 5700, 6600, 6700, 7600, 7700 ALL 75\81 RH W/DIFF LOCK LH/RH W/O DIFF LOCKS), (2610, 3610, 4110 ALL 81\ LH W/DIFF LOCK, LH/RH W/O DIFF LOCKS), (5610, 6610, 6710, 7610, 7710 ALL 81\ RH W/DIFF LOCK LH/RH W/O DIFF LOCKS)

A-C5NN4239A Gear, Differential Side 6.72 Lbs.

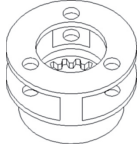


Dim/Info:
Ref. 2

For Models: (2000, 3000, 4000 ALL RH FOR W/ DIFF LOCK, 65/75), (2600, 3600, 4100, 4600 ALL RH FOR W/ DIFF LOCK, 75/81), (2610, 3610, 4110, 4610 ALL RH FOR W/ DIFF LOCK, 81/-)

A-4986426 Support, Planetary Gears 3.8 Lbs.

Replaces: 588731, 567879, 5012184, 82982391



For Models: 3010S, 4010S, 5010S, TT55, TT60A, TT65, TT75, TT75A

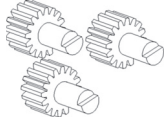
A-567800 Ring, Planetary Gear Thrust 0.01 Lbs.



For Models: 3010S, 4010S, 5010S, TT55, TT60A, TT65, TT75, TT75A

A-579295 Gear, Pinion Driven 1.55 Lbs.

Replaces: 82982393



For Models: 3010S, 4010S, 5010S, TT55, TT60A, TT65, TT75, TT75A

A-567875 Pin, Planetary Pinion 0.1 Lbs.



For Models: 3010S, 4010S, 5010S, TT55, TT60A, TT65, TT75, TT75A

A-4986427 Washer, Thrust, Rear Axle & Ring & Pinion 0.15 Lbs.
Replaces: 586270, 4997806, 5012184, 82982381



For Models: 3010S, 4010S, 5010S, TT55, TT60A, TT65, TT75, TT75A

A-957E4292B Gear, Differential Spider (1) 1.04 Lbs.

Replaces: DDN4213B

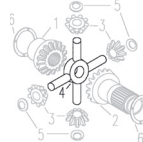


Dim/Info:
Ref. 3

For Models: (MAJOR, SUPER MAJOR ALL 11-60/64), SUPER DEXTA 57/64, (2000, 3000, 4000, 5000, 7000 ALL 65/75), (2600, 3600, 4100, 4600, 5600, 5700, 6600, 6700, 7600, 7700 ALL 75/81), (2610, 3610, 4610, 5610, 6610, 6710, 7610, 7710 ALL 81/-)

A-E1NN4211AB Spider, Differential 3.12 Lbs.

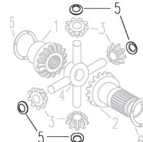
Replaces: E1NN4211AA, 508E4211C, C5NN4211B



Dim/Info:
Ref. 4

For Models: SUPER DEXTA 57/64, (2000, 3000, 4000, 5000, 7000 ALL 65/75), (2600, 3600, 4100, 4600, 5600, 5700, 6600, 6700, 7600, 7700 ALL 75/81), (2610, 3610, 4610, 5610, 6610, 6710, 7610, 7710 ALL 81/-)

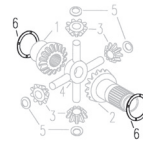
A-508E4230A Washer, Thrust 0.06 Lbs.



Dim/Info:
Ref. 5

For Models: (MAJOR, SUPER MAJOR ALL 11-60/64), (2000, 3000, 4000, 5000, 7000 ALL 65/75), (2600, 3600, 4100, 4600, 5600, 5700, 6600, 6700, 7600, 7700 ALL 75/81), (2610, 3610, 4610, 5610, 6610, 6710, 7610, 7710 ALL 81/-)

A-957E4228 Washer, Thrust (Differential) 0.1 Lbs.

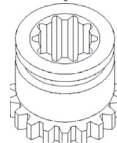


Dim/Info:
Ref. 6

For Models: SUPER DEXTA W/ DIFF. LOCK 57/64, (2000, 3000, 4000, 5000, 7000 ALL 65/75), (2600, 3600, 4100, 4600, 5600, 5700, 6600, 6700, 7600, 7700 ALL 75/81), (2610, 3610, 4610, 5610, 6610, 6710, 7610, 7710 ALL 81/-)

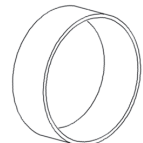
A-5109000 Sleeve, Planetary Pinion Sliding 1.45 Lbs.

Replaces: 5085863



For Models: TT55, TT60A, TT65, TT75, TT75A, 3010S, 4010S, 5010S

A-NCB44136A Bearing, Final Drive 0.44 Lbs.



Dim/Info:
Inner Cup

For Models: 600, 700, 800, 900

A-NCB44135B Bearing, Final Drive 0.77 Lbs.



Dim/Info:
Inner Cone

For Models: 600, 700, 800, 900

AGCO
ALLIS
CHALMERS
DEUTZ
MASSEY
FERGUSON
WHITE/
OLIVER

CNH

CASE-IH

FORD / NEW
HOLLAND

FIAT

BELARUS

BOBCAT

JCB

JOHN
DEERE

KUBOTA

LANDINI

LEYLAND

LONG

McCORMICK

OTHER

RENAULT

SAME

VALTRA

VERSATILE

YANMAR

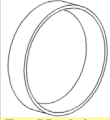
ZETOR

SCHWARTZ
SPEECO

*** Truck icon indicates the item is shipped via truck freight.***

Transmission & Rear Axle

A-NDA77121A Bearing Cup, Transmission Input Shaft 0.28 Lbs.
Front bearing cup for transmission input shaft on 4 & 5 speed transmissions.



AGCO
ALLIS
CHALMERS

For Models: 2111, 2130, 2131, 4110, 4120, 4121, 4130, 4131, 4140, 600, 601, 650, 651, 660, 661, 800, 801, 820, 821, 850, 851, 860, 861, 900, 901, 950, 951, 960, 961, (2000, 4000 ALL <1964)

A-8N7052A Oil Seal, Transmission Main Drive Gear 0.06 Lbs.
Used on models 1939-1952 & 1955> w/ 4 & 5 speed transmissions.



WHITE/
OLIVER

Dim/Info:
sold in multiples of 2

For Models: NAA(JUBILEE), NAB, 2N, 2000, 3000, 4000, 5000, 600, 700, 8N, 800, 9N, 900

A-D9NN7R510BA Oil Seal, Clutch Release Bearing Hub 0.04 Lbs.
Used on tractors w/ trans. PTO.



CNH
CASE-IH

For Models: DEXTA, SUPER DEXTA, (2600, 3600 ALL W/ 6 & 8 SPEED TRANSMISSIONS), (2000, 3000, 4000 ALL W/ 6, 7 & 8 SPEED TRANSMISSIONS), (2610, 3610, 4100, 4110, 4600, 4610 ALL W/ 8 SPEED TRANSMISSION)

A-379313S91 O-Ring, Rear Axle Housing To Center Housing 0.04 Lbs.
O-Ring should always be replaced when changing brake disc on oil immersed systems.

Replaces: 83417133

BELARUS



BOBCAT

For Models: 4000, 4110, 4600, 4610, 5000, 5600, 5610, 5700, 6600, 6610, 6700, 6710, 7000, 7600, 7610, 7700, 7710

JCB

A-A8NN4248A Retainer Seal & Gasket, Rear Axle 0.75 Lbs.

JOHN
DEERE



KUBOTA

For Models: 8N SN <486753

LANDINI

A-A8NN4251A Seal, Outer Oil Rear Axle Shaft 0.4 Lbs.

LEYLAND



LONG

For Models: 8N SN <486753

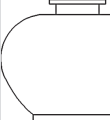
OTHER

A-C5NN7277C* Gear Shift Boot 0.05 Lbs.

RENAULT

Replaces: CONN7277A

SAME



VALTRA

For Models: 2N, 8N, 9N, NAA(JUBILEE), NAB, 340, 340A, 420, 445, 501, 532, 535, 540, 540A, 541, 545, 550, 555, 555A, 600, 601, 620, 621, 630, 631, 640, 641, 650, 651, 660, 661, 700, 701, 740, 741, 800, 801, 820, 821, 840, 841, 850, 851, 860, 861, 900, 950, 951, 960, 961, 1801, 1821, 1841, 2000, 2030, 2031, 2100, 2110, 2111, 2120, 2130, 2131, 2150, 2300, 2310, 3000, 3055, 3100, 3110, 3120, 3150, 3190, 3300, 3310, 3330, 3500, 3550, 4000, 4030, 4031, 4040, 4120, 4121, 4130, 4131, 4140, 4410, 4500

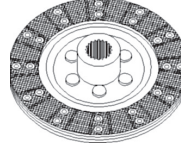
VERSATILE

YANMAR

ZETOR

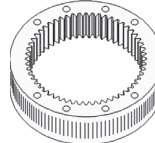
SCHWARTZ
SPEECO

A-E8NN7A539AA* Torque Limiter Clutch Disc 3 Lbs.
Replaces: C3NN7A539A



For Models: 6000

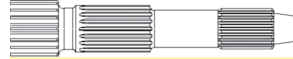
A-C5NN4075C Gear, Planetary Ring 22.8 Lbs.



Dim/Info:
11" O.D. X 1 7/8"

For Models: 2810, 2910, 3055, 3550, 3900, 3910, 4000, 4100, 4500, 4600, 4610

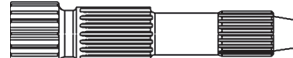
A-C5NN4049B Gear, Planetary Sun 12 Lbs.



Dim/Info:
16 / 22 / 38 Teeth


For Models: 2810, 2910, 3055, 3550, 3900, 3910, 4000, 4100, 4500, 4600, 4610

A-DONN4049A Gear, Planetary Sun 12.11 Lbs.



For Models: 7000, 7600, 7700, 7810, 7910, 8210

A-C5NN4044B Gear, Planetary 2.4 Lbs.



Dim/Info:
3 Used/Side
20 Teeth
1.915" I.D.
2.050" Wide

For Models: 2810, 2910, 3055, 3550, 3900, 3910, 4000, 4100, 4500, 4600, 4610

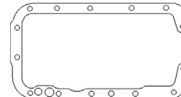
A-C5NN4044A Gear, Planetary 3.24 Lbs.



Dim/Info:
20 Teeth
4.000" Dia.
1.800" Wide

For Models: 5000, 5600, 5700, 6600, 6700

A-E7NN502AA Gasket, Hydraulic Lift Cover 0.24 Lbs.



Dim/Info:
sold in multiples of 5

For Models: 2000 1965>, 2100, 2150, 2300, 231, 2310, 233, 250C, 2600, 260C, 3000, 3055, 3100, 3110, 3120, 3150, 3190, 3230, 3300, 3310, 333, 3330, 335, 340, 3400, 340A, 340B, 3430, 345C, 345D, 3500, 3550, 3600, 3900, 3930, 4000 1965>, 4100, 4110, 4130, 4140, 4190, 420, 4200, 4330, 4340, 4400, 4410, 445, 445A, 445C, 445D, 450, 4500, 455, 455C, 455D, 4600, 4630, 4830, 5030, 515, 531, 532, 535, 540, 540A, 545, 545A, 545C, 545D, 550, 555, 555A, 555B, 555C, 555D, 575D, 655, 655A, 655C, 655D, 675D

*** Truck icon indicates the item is shipped via truck freight . ***