

LP[G]M4-24-58

Ultra Low Profile MiMo WiFi Antenna

PANORAMA ANTENNAS

26/10/2017 v.1

Ultra Low Profile MiMo WiFi Antenna



Ultra Low Profile

4 x 4 MiMo Dual Band WiFi

Cost effective solution for M2M and IOT applications

Optional GPS/GNSS Element

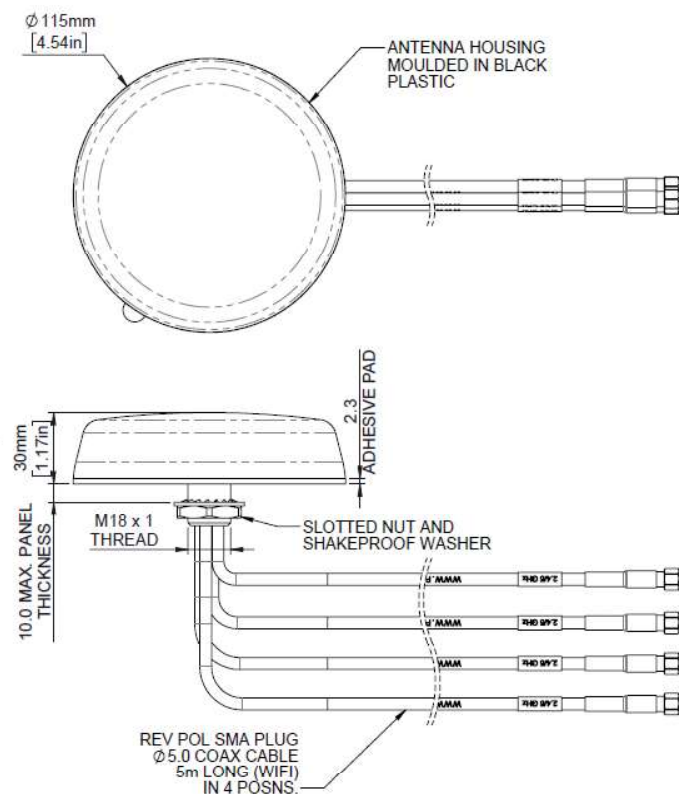
The LP[G]M4 range has been designed to provide MiMo dual band WiFi coverage in an ultra low profile package. The compact, robust low-profile housing is weatherproof and contains four antenna elements with effective isolation and correlation covering 2.4-2.5/4.9-6GHz.

The LG version includes an active 26dB gain GPS/GNSS/Galileo/Beidou antenna for applications which require position or timing function.

The antenna is designed to be panel mounted and can be fitted on a conductive or non-conductive panel. Supplied with integrated CS32 cables and Reverse Polarity SMA plug connectors, the antenna will offer plug and play connectivity with many different access points.

Technical Drawing

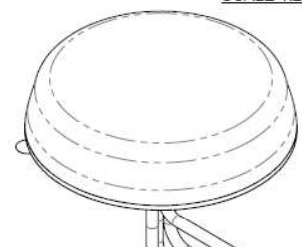
LPM4-24-58-5RSP shown



OPERATING FREQUENCIES:

WiFi FEED: 2400/4900-6000 MHz
WiFi FEED: 2400/4900-6000 MHz
WiFi FEED: 2400/4900-6000 MHz
WiFi FEED: 2400/4900-6000 MHz

ISO VIEW
SCALE 1:2



Part No.

LPM4-24-58-SRPSP

LGM4-24-58-SRPSP

Electrical Data

Frequency Range	Elements 1 -4	2.4/5.0 GHz
	Element 5	- 1562-1612MHz
Peak Gain: Isotropic †	Element 1 -4: 2.4-2.5GHz	6dBi
	Elements 1 -4: 4.9- 6.0GHz	9dBi
Pattern	Omni-directional	
Nominal Impedance	50Ω	
Max input power (W)	10	

GPS/GNSS Data - Element 5

Frequency Range (MHz)	-	1562-1612MHz
LNA Gain (dB)	-	26
Polarisation	-	Right Hand Circular
Operating Voltage	-	3-5VDC (Fed via Coax)
Current	-	Typical <20mA

Mechanical Data

Diameter	115 (4.52")	
	Height	
Height		30 (1.18")
Operating Temp (°C)	-30° / +70°C (-22° / 158°F)	
Material	UV Stable ASA Plastic	
Colour	Black	
Typical Weight (g)	225	

Mounting Data

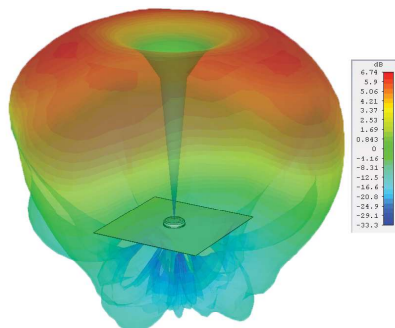
Fixing	Panel Mount - 18mm (3/4")
--------	---------------------------

Cable Data

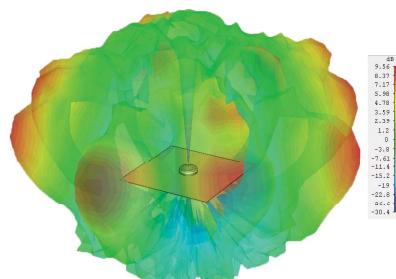
Elements 1 - 4: WiFi	Cable Type	CS32	
	Diameter (mm)	5 (0.2")	
	Length (m)	5 (17')	
	Termination	4x Rev Pol SMA Plugs	
Element 5: GPS/GNSS	Cable Type	-	RG174
	Diameter (mm)	-	2.8 (0.1")
	Length (m)	-	5(17')
	Termination	-	SMA Plug

† Peak gain simulated on a 600x600mm (2'x2') groundplane with all elements fed and does not include cable attenuation

Typical 3D Pattern (2450MHz)



Typical 3D Pattern (5400MHz)



Pattern Data

PANORAMA  ANTENNAS

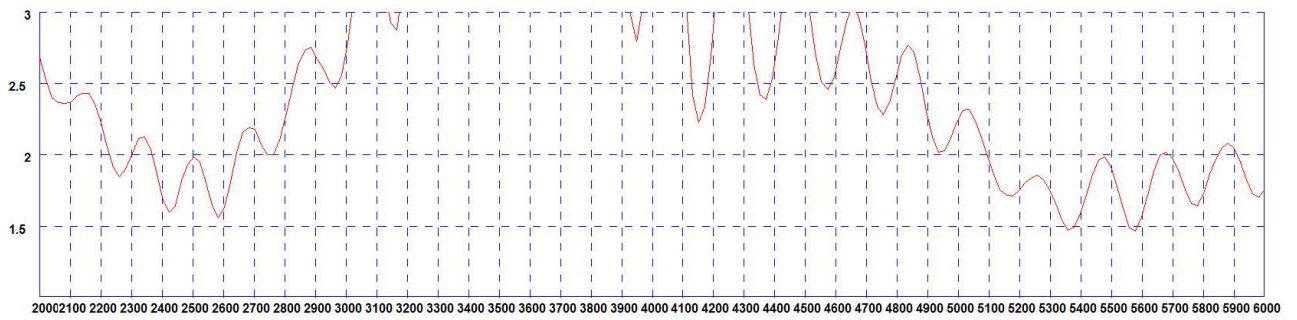
Panorama Antennas Ltd
Frogmore, London, SW18 1HF, United Kingdom

T: +44 (0)20 8877 4444
F: +44 (0)20 8877 4477
E: sales@panorama-antennas.com
www.panorama-antennas.com

Waiver: The data given above is indicative of the performance of the product/s under particular conditions and does not imply a guarantee of performance. These specifications are subject to change without notice.

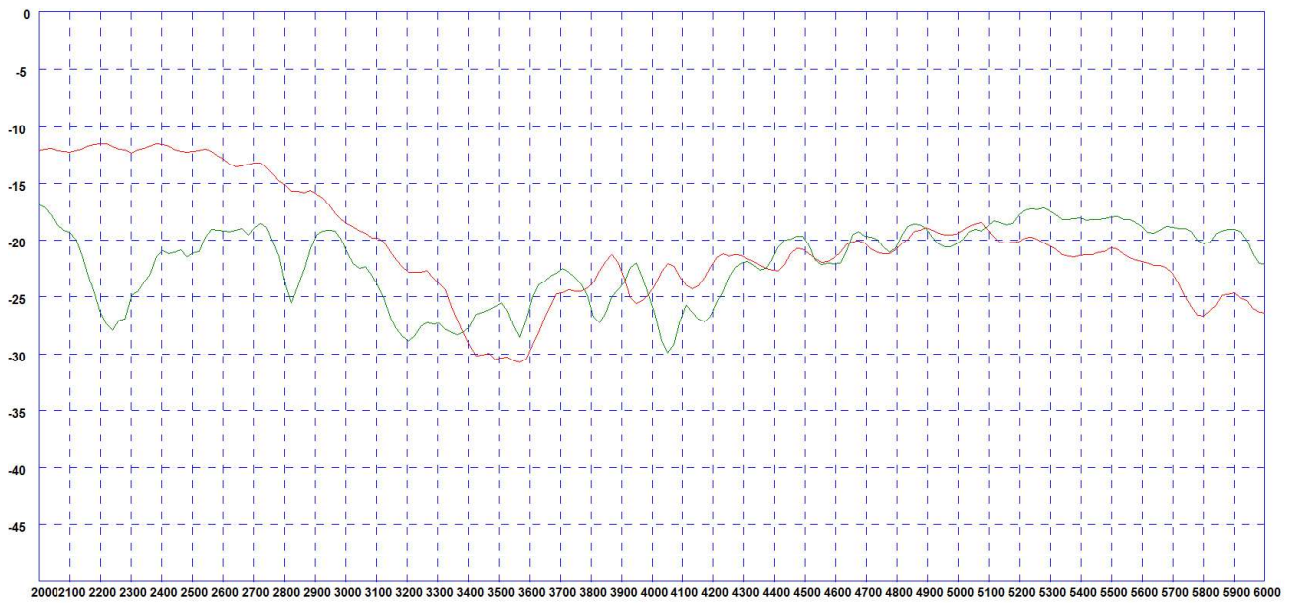
Copyright © Panorama Antennas Ltd. All rights reserved.

Typical VSWR - Elements 1-4*



* VSWR measured with 0.5m (1.5') of CS32 cable

Typical Isolation - Elements 1-4*



*Isolation measured with 0.5m (1.5') of CS32 cable Red Plot = Adjacent Elements Green Plot =Opposite Elements