

**IMPORTANT: Due to Raw Material Fluctuation, Catalog Prices Below May Not Be Accurate.  
GO TO WWW.OUTWATER.COM FOR THE MOST UP-TO-DATE PRICES**

Catalog 024a  
**Mouldings**

🏠 architectural products  
by **OUTWATER**  
LLC

New Jersey & Arizona  
1-800-835-4400  
[www.outwater.com](http://www.outwater.com)



**IMPORTANT: Due to Raw Material Fluctuation, Catalog Prices Below May Not Be Accurate.  
GO TO WWW.OUTWATER.COM FOR THE MOST UP-TO-DATE PRICES**

## TERMS AND CONDITIONS

### "Vendor":

Outwater Plastics Industries, Inc. & Architectural Products by Outwater, LLC

#### PRICES:

All prices are subject to change without notice. No deduction will be allowed at settlement. Minimum order is \$25.00 (Merchandise only). Orders less than this minimum will be billed as \$25.00 plus shipping charges and tax, if applicable.

#### NOTE:

Orders are accepted with the understanding that they will be billed at the price in effect on the day of shipment.

#### PAYMENT TERMS:

#### N30

To establish N30 terms, we must be supplied with your company's Dun & Bradstreet number (DUNS Number). Concerns not rated favorably with Dun & Bradstreet, not rated at all with Dun & Bradstreet or inactive accounts, are required to furnish, on company letterhead, four (4) trade references, the name of their bank and account number, their Federal I.D. number or CRA-issued business number, and the date and state/province their business was incorporated.

*Please note:* If supplying trade references, please allow 2-3 weeks for processing.

#### Credit Card

We accept major credit cards (Visa, MasterCard, American Express and Discover.)  
*Please note:* When authorizing us to charge your card in an amount over \$500.00, we require a signed credit card authorization form, which we will fax or email to you for your signature. Order processing will not begin until this authorization is returned to us.

#### C.O.D.

C.O.D. orders are no longer accepted.

#### Prepayment

Customers not wishing to use a credit card or set up N30 terms, may prepay orders. Please speak with your sales representative when placing your order. We accept company checks and certified / bank checks. Order processing will not begin until we receive payment. Non-certified checks (company or personal) may take an additional five business days after receipt before order processing will begin.

#### Other Terms

Large orders, Custom or Special Order items may require certified funds and/or a deposit, regardless of existing credit terms. If applicable, this will be discussed at time of order. If a deposit is required, order processing will not begin until deposit is received by us. Should deposit be sent in the form of a non-certified check, it may take an additional five business days after receipt before order processing will begin.

#### WARRANTY:

All merchandise is produced to standard and commercial tolerances. Vendor warrants product to be free from defects in workmanship and material. When Vendor has determined that a product is defective, it will be replaced. At Vendor's discretion, a credit may be offered instead of replacement. Vendor liability is limited to the cost of the defective product. No other warranty is expressed or implied.

#### LIABILITY:

The customer shall test and verify the suitability of the product for intended use. No warranty for intended use is made. The customer assumes all risk and liability. Vendor's only obligation is replacement or credit for product proven defective. Vendor shall not be liable for any loss or damage from the use or inability to use the product.

#### TECHNICAL ADVICE:

Any technical advice furnished or recommended by Vendor or any representative of Vendor concerning any use or application of any product is believed to be reliable but the company makes no warranty of results obtained. The customer shall test for and verify suitability for intended use.

#### FREE SAMPLE POLICY:

Reasonable sample quantities are available at no charge for many of the products within this catalog; to test their suitability for your intended use or application. Most samples are shipped free of charge via standard U.S. mail or UPS ground. Other shipping options are available, at customer's expense. Please discuss with our sales representatives.

#### MERCHANDISE RETURN POLICY:

- Merchandise may not be returned for credit without prior authorization from our Customer Service department. Please have your order number available when contacting us.
- You may return most items purchased for a partial refund within 30 days of purchase. A restocking fee will apply and shipping charges will not be refunded. Restocking fees as follows:
  - 20% restocking fee applies to most stock items. Some dropship items will be subject to a higher restocking fee. Where applicable, fees are stated within our catalog.
  - 40% restocking fee applies on items that have been cut for shipping purposes.
- Custom or Special order items may not be returned.
- Refund will only be issued in the original form of payment.
- Customer is responsible for the shipping cost of items returned. Be mindful of packaging as any damage during return shipment is the responsibility of the customer. Returned material must be received in original condition.
- Any products cut, altered, modified or installed by the customer may not be returned.
- We reserve the right to refuse unauthorized returns. Unauthorized returns will be returned to the customer at their expense.

#### DAMAGE/LOSS:

- Upon receiving your shipment, please inspect the packages carefully for signs of damage. Check contents for damaged or missing items.
- Damage and/or loss claims must be reported within 48 hours from time of receipt!
- We utilize small parcel carriers [UPS and Federal Express] and many LTL freight carriers [such as YRC, New Penn and UPS Freight] when shipping our products. Specific instructions will vary depending on the carrier.
- If Damage/Loss is suspected, please do the following:
  - Inspect your shipment as soon as it arrives.
  - If your merchandise has arrived via LTL freight carrier, all damages/loss must be notated on the delivery receipt at time of delivery. Please take digital photographs and email to: customerservice@outwaterplastics.com.
  - Please keep all merchandise and packing material for possible inspection by the carrier.
  - Contact our Customer Service Department immediately! It is best to get in touch with us right away. Be advised that claims made after 48 hours of receipt will not be honored.

#### DEFECTIVE MERCHANDISE POLICY:

Every item that we sell meets our highest standards for quality and performance. If a defect in merchandise is suspected, please proceed as follows:

- Inspect merchandise for quality before altered or installed.
- Upon the finding of parts which may be defective, contact our Customer Service Department immediately! We will request digital images, a sample of the material, or a combination of both material and images to be sent to our Customer Service Department for evaluation.
- Upon review of the samples/images we will determine if replacement or refund is appropriate. Return of the defective merchandise will also be determined at this time and if deemed necessary an RMA (Return Merchandise Authorization) will be issued.
- The responsibility of Outwater Plastics and Architectural Products ends here. Any loss incurred for labor, transportation or any other expenses are not covered.

#### SHIPPING TERMS:

Shipments are F.O.B. shipping point.

#### SHIPPING TERMS IN CANADA:

- All transport (shipping) fees are F.O.B. shipping point.
- Brokerage Fees (Entry, Duties and GST):
  - Will be paid by shipper for shipments that meet all of the following conditions: (1) shipment departs from our Bogota, NJ warehouse, (2) shipment is transported via UPS Ground Service and (3) shipping fees are pre-paid and added to the order total.
  - Are the responsibility of the purchaser for all shipments that have any one of the following conditions: (1) shipment departs from a warehouse location other than Bogota, NJ, (2) shipment is being transported by a carrier other than UPS, (3) shipment is being transported through a UPS service level other than Ground or (4) shipping fees are not being pre-paid and added to the order total.

\*\*\* WE RESERVE THE RIGHT TO SUBSTITUTE OR "EQUAL" \*\*\*

#### 2 LOCATIONS

**EAST COAST**  
24 River Road  
Bogota, NJ 07603



**(800) 631-8375**

**WEST COAST**  
4720 West Van Buren  
Phoenix, AZ 85043

**TABLE OF CONTENTS**

<b>BEAMS</b> .....	161
<b>DEM</b> .....	52
Base Mouldings .....	98
Case Mouldings .....	96
Combination Mouldings .....	82
Common Mouldings .....	94
Corners .....	78
Decorative Cornices .....	58
Decorative Panel Mouldings .....	83
Drops .....	81
Friezes .....	92
Panel Mouldings / Accessories .....	88
Plain Cornices .....	69
Plain Panel Mouldings .....	86
Trim Fast™ .....	54
<b>Flexible “Made To Fit” Mouldings</b> .....	100
<b>Orac Decor®</b> .....	4
Baseboard Mouldings .....	44
Cornice Mouldings .....	15
Curtain Mouldings .....	32
Indirect Lighting .....	11
New for 2019 .....	4
Panel Mouldings .....	35
<b>Resin Artisan Frieze &amp; Crown Mouldings</b> .....	102
<b>Wood Mouldings</b> .....	135

**IMPORTANT: Due to Raw Material Fluctuation, Catalog Prices Below May Not Be Accurate. GO TO WWW.OUTWATER.COM FOR THE MOST UP-TO-DATE PRICES**

**ORAC**<sup>®</sup>  
D E C O R



W108 | C394 pg. 9



W106 | W108 pg. 9



C395 pg. 9

*New for 2019*



CX190 pg. 9



CX190 pg. 9

**IMPORTANT: Due to Raw Material Fluctuation, Catalog Prices Below May Not Be Accurate.  
GO TO WWW.OUTWATER.COM FOR THE MOST UP-TO-DATE PRICES**









ORAC<sup>®</sup>  
DECOR

# Panel Mouldings

Make flat walls come to life using “wallscaping” with our extensive range of panel mouldings. Create attractive paneling or frames on walls and ceilings in a jiffy. All designs are easy to install and many are available in a flexible format for use on curved walls and ceilings.



# Panel Mouldings



**P9050 | FP9050 (flexible)**



**Purotouch<sup>®</sup>**

H: 1" | 2,5cm  
P: 1/2" | 1,3cm  
L: 6'6" | 200cm

**PX103 | PX103F (flexible)**



**Duopolymer<sup>®</sup>**

H: 1" | 2,5cm  
P: 1/2" | 1,2cm  
L: 6'6" | 200cm

**PX116**



**Duopolymer<sup>®</sup>**

H: 1-1/4" | 3,1cm  
P: 3/8" | 1cm  
L: 6'6" | 200cm

**P5021 | FP5021 (flexible)**



**Purotouch<sup>®</sup>**

H: 1-1/4" | 3,1cm  
P: 3/8" | 0,9cm  
L: 6'6" | 200cm

**PX117**



**Duopolymer<sup>®</sup>**

H: 1-3/8" | 3,5cm  
P: 5/8" | 1,5cm  
L: 6'6" | 200cm

**DX162-2300 | DX162F (flexible)**



**Duopolymer<sup>®</sup>**

H: 1-5/8" | 4cm  
P: 3/8" | 1cm  
L: 7'6" | 230cm

**PX120 | PX120F (flexible)**



**Duopolymer<sup>®</sup>**

H: 1-5/8" | 4cm  
P: 3/4" | 1,9cm  
L: 6'6" | 200cm

**PX131**



**Duopolymer<sup>®</sup>**

H: 1-5/8" | 4cm  
P: 3/4" | 1,9cm  
L: 6'6" | 200cm

**P8030 | FP8030 (flexible)**



**Purotouch<sup>®</sup>**

H: 1-5/8" | 4,1cm  
P: 5/8" | 1,7cm  
L: 6'6" | 200cm

**Purotouch<sup>®</sup>** a proprietary polymer blend formulated to create deep reliefs and crisp details.


—≡≡ Collections ≡≡—

**Duopolymer<sup>®</sup>** high impact resin blend. Ideally suited for baseboards and chair rails.


**IMPORTANT: Due to Raw Material Fluctuation, Catalog Prices Below May Not Be Accurate. GO TO WWW.OUTWATER.COM FOR THE MOST UP-TO-DATE PRICES**




# Panel Mouldings




P2020 | FP2020



PX144 | PX144F




PX145



PX146




P1020 | FP1020



P9040 | FP9040



P4020 | FP4020



P8060 | FP8060



PX175 | PX175F

## P2020 | FP2020 (flexible)



Purotouch®

H: 1-3/4" | 4,4cm  
P: 1" | 2,6cm  
L: 6'6" | 200cm

## PX144 | PX144F (flexible)



Duropolymex®

H: 1-7/8" | 4,7cm  
P: 3/8" | 0,8cm  
L: 6'6" | 200cm

## PX145



Duropolymex®

H: 1-7/8" | 4,7cm  
P: 3/8" | 0,8cm  
L: 6'6" | 200cm

## PX146



Duropolymex®

H: 1-7/8" | 4,7cm  
P: 3/8" | 0,8cm  
L: 6'6" | 200cm

## P1020 | FP1020 (flexible)



Purotouch®

H: 1-7/8" | 4,7cm  
P: 1" | 2,4cm  
L: 6'6" | 200cm

## P9040 | FP9040 (flexible)



Purotouch®

H: 2" | 5cm  
P: 1" | 2,5cm  
L: 6'6" | 200cm

## P4020 | FP4020 (flexible)



Purotouch®

H: 2" | 5cm  
P: 1-1/8" | 2,9cm  
L: 6'6" | 200cm

## P8060 | FP8060 (flexible)



Purotouch®

H: 2" | 5cm  
P: 1-3/8" | 3,5cm  
L: 6'6" | 200cm

## PX175 | PX175F (flexible)



Purotouch®

H: 2" | 5cm  
P: 5/8" | 1,73cm  
L: 6'6" | 200cm

Purotouch® a proprietary polymer blend formulated to create deep reliefs and crisp details.

≡ Collections ≡

Duropolymex® high impact resin blend. Ideally suited for baseboards and chair rails.


# Panel Mouldings




DX182-2300 | DX182F




PX113




PX114



DX174-2300 | DX174F




P8020 | FP8020




P3020 | FP3020



DX159-2300



P6020 | FP6020



DX157-2300 | DX157F

## DX182-2300 | DX182F (flexible)



Duopolymer®  
H: 2" | 5cm  
P: 1/2" | 1,3cm  
L: 7'6" | 230cm (DX182-2300)  
L: 6'6" | 200cm (DX182F)

## PX113



Duopolymer®  
H: 2-3/8" | 6cm  
P: 1" | 2,7cm  
L: 6'6" | 200cm

## PX114



Duopolymer®  
H: 2-3/8" | 6cm  
P: 1" | 2,7cm  
L: 6'6" | 200cm

## DX174-2300 | DX174F (flexible)



Duopolymer®  
H: 2-3/8" | 6cm  
P: 7/8" | 2,2cm  
L: 7'6" | 230cm (DX174-2300)  
L: 6'6" | 200cm (DX174F)

## P8020 | FP8020 (flexible)



Purotouch®  
H: 2-3/8" | 6cm  
P: 1" | 2,6cm  
L: 6'6" | 200cm

## P3020 | FP3020 (flexible)



Purotouch®  
H: 2-3/8" | 6,1cm  
P: 1-1/4" | 3,2cm  
L: 6'6" | 200cm

## DX159-2300



Duopolymer®  
H: 2-3/8" | 6cm  
P: 1/2" | 1,2cm  
L: 7'6" | 230cm

## P6020 | FP6020 (flexible)



Purotouch®  
H: 2-1/2" | 6,4cm  
P: 1-1/8" | 2,8cm  
L: 6'6" | 200cm

## DX157-2300 | DX157F (flexible)



Duopolymer®  
H: 2-5/8" | 6,6cm  
P: 1/2" | 1,3cm  
L: 7'6" | 230cm (DX157-2300)  
L: 6'6" | 200cm (DX157F)

Purotouch® a proprietary polymer blend formulated to create deep reliefs and crisp details.

—≡≡ Collections ≡≡—


Duopolymer® high impact resin blend. Ideally suited for baseboards and chair rails.



**IMPORTANT: Due to Raw Material Fluctuation, Catalog Prices Below May Not Be Accurate. GO TO WWW.OUTWATER.COM FOR THE MOST UP-TO-DATE PRICES**



# Panel Mouldings




P9901 | FP9901




P7070 | FP7070




DX183-2300 | DX183F




PX102



P7040 | FP7040




P9900 | FP9900



P5051



P7030 | FP7030



P5020 | FP5020

**P9901 | FP9901 (flexible)**



**Purotouch®**

H: 2-3/4" | 7cm  
P: 1/2" | 1,4cm  
L: 6'6" | 200cm

**P7070 | FP7070 (flexible)**



**Purotouch®**

H: 2-7/8" | 7,4cm  
P: 7/8" | 2,2cm  
L: 6'6" | 200cm

**DX183-2300 | DX183F (flexible)**



**Duopolymer®**

H: 3" | 7,5cm  
P: 1/2" | 1,3cm  
L: 7'6" | 230cm (DX183-2300)  
L: 6'6" | 200cm (DX183F)

**PX102**



**Duopolymer®**

H: 3-1/8" | 7,9cm  
P: 5/8" | 1,6cm  
L: 6'6" | 200cm

**P7040 | FP7040 (flexible)**



**Purotouch®**

H: 3-1/8" | 7,9cm  
P: 1" | 2,6cm  
L: 6'6" | 200cm

**P9900 | FP9900 (flexible)**



**Purotouch®**

H: 3-1/8" | 8cm  
P: 3/8" | 1cm  
L: 6'6" | 200cm

**P5051**



**Purotouch®**

H: 3-1/4" | 8,4cm  
P: 5/8" | 1,5cm  
L: 6'6" | 200cm

*Designed By  
Jacques Vergracht*

**P7030 | FP7030 (flexible)**



**Purotouch®**

H: 3-3/8" | 8,5cm  
P: 5/8" | 1,7cm  
L: 6'6" | 200cm

**P5020 | FP5020 (flexible)**



**Purotouch®**





H: 3-5/8" | 9,1cm  
P: 1/2" | 1,3cm  
L: 6'6" | 200cm

**Purotouch®** a proprietary polymer blend formulated to create deep reliefs and crisp details.



**Duopolymer®** high impact resin blend. Ideally suited for baseboards and chair rails.

# Panel Mouldings



**P9010 | FP9010 (flexible)**



**Purotouch®**

H: 3-5/8" | 9,1cm  
P: 1-1/8" | 3cm  
L: 6'6" | 200cm

**DX119**



**Duropolymers®**

H: 3-5/8" | 9,2cm  
P: 7/8" | 2,2cm  
L: 8' | 244cm

**DX121**



**Duropolymers®**

H: 3-3/4" | 9,4cm  
P: 7/8" | 2,3cm  
L: 8' | 244cm

**P9020 | FP9020 (flexible)**



**Purotouch®**

H: 3-3/4" | 9,6cm  
P: 7/8" | 2,1cm  
L: 6'6" | 200cm

**P8040 | FP8040 (flexible)**



**Purotouch®**

H: 4" | 10,1cm  
P: 7/8" | 2,2cm  
L: 6'6" | 200cm

**DX163-2300 | DX163F (flexible)**



**Duropolymers®**

H: 4" | 10,2cm  
P: 1/2" | 1,3cm  
L: 7'6" | 230cm (DX163-2300)  
L: 6'6" | 200cm (DX163F)

**P7010 | FP7010 (flexible)**



**Purotouch®**

H: 4-1/8" | 10,5cm  
P: 3/4" | 2cm  
L: 6'6" | 200cm

**P7020 | FP7020 (flexible)**



**Purotouch®**

H: 4-3/8" | 11,1cm  
P: 3/4" | 1,9cm  
L: 6'6" | 200cm

**DX184-2300 | DX184F (flexible)**



**Duropolymers®**

H: 4-3/8" | 11cm  
P: 1/2" | 1,3cm  
L: 7'6" | 230cm (DX184-2300)  
L: 6'6" | 200cm (DX184F)

**Purotouch®** a proprietary polymer blend formulated to create deep reliefs and crisp details.

— ≡ Collections ≡ —

**Duropolymers®** high impact resin blend. Ideally suited for baseboards and chair rails.

**IMPORTANT: Due to Raw Material Fluctuation, Catalog Prices Below May Not Be Accurate. GO TO WWW.OUTWATER.COM FOR THE MOST UP-TO-DATE PRICES**




# Panel Mouldings



DX170-2300




P8050 | FP8050



P3070



DX168-2300




P5050



P7080

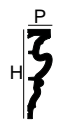


P3071



P-5020B + P5020

**DX170-2300**



Duopolymer®

H: 4-5/8" | 11,9cm  
P: 1-1/4" | 3,2cm  
L: 7'6" | 230cm

**P8050 | FP8050 (flexible)**



Purotouch®

H: 4-3/4" | 12cm  
P: 1-1/8" | 3cm  
L: 6'6" | 200cm

**P3070**

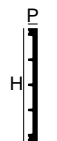


Purotouch®

H: 4-7/8" | 12,5cm  
P: 1-1/4" | 3,2cm  
L: 6'6" | 200cm

Designed By  
Ulf Moritz

**DX168-2300**



Duopolymer®

H: 5-7/8" | 15,1cm  
P: 1/2" | 1,4cm  
L: 7'6" | 230cm

**P5050**



Purotouch®

H: 7-7/8" | 20cm  
P: 5/8" | 1,5cm  
L: 6'6" | 200cm

Designed By  
Jacques Vergracht

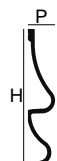
**P7080**



Purotouch®

H: 8-5/8" | 21,8cm  
P: 3/4" | 2cm  
L: 6'6" | 200cm

**P3071**



Purotouch®

H: 14-5/8" | 37,2cm  
P: 3" | 7,6cm  
L: 6'6" | 200cm

Designed By  
Ulf Moritz

**① P-5020B + P5020 ②**

**P-5020B**

H: 3-1/2" | 9cm  
P: 1/2" | 1,3cm  
L: 3-1/2" | 9cm

Purotouch®

**P5020**

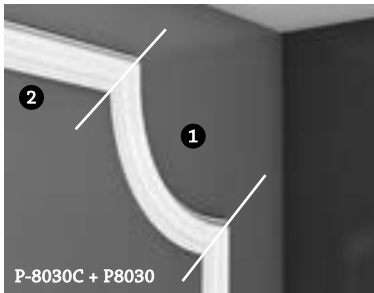






H: 3-5/8" | 9,1cm  
P: 1/2" | 1,3cm  
L: 6'6" | 200cm

Purotouch® a proprietary polymer blend formulated to create deep reliefs and crisp details.

— ≡ Collections ≡ —

Duopolymer® high impact resin blend. Ideally suited for baseboards and chair rails.

# Panel Mouldings



❶ P-801C + P8020 ❷

**P-801C**  
H: 4-3/8" | 11cm  
P: 1" | 2,6cm  
L: 7-3/4" | 19,8cm

**P8020**  
H: 2-3/8" | 6cm  
P: 1" | 2,6cm  
L: 6'6" | 200cm

Purotouch®

❶ P-4020A + P4020 ❷

**P-4020A**  
H: 3-5/8" | 9,1cm  
P: 1-1/8" | 2,9cm  
L: 6-1/2" | 16,4cm

**P4020**  
H: 2" | 5cm  
P: 1-1/8" | 2,9cm  
L: 6'6" | 200cm

Purotouch®

❶ P-21 + ❷ P-201A + ❸ P2020

**P-21**  
H: 2-5/8" | 6,7cm  
P: 3/8" | 0,9cm  
L: 2-5/8" | 6,7cm

**P-201A**  
H: 7-5/8" | 19,5cm  
P: 1" | 2,6cm  
L: 7-5/8" | 19,5cm

Purotouch®

❶ P-20 + ❷ P-101A + ❸ P1020

**P-20**  
H: 2-3/8" | 6,1cm  
P: 3/8" | 0,8cm  
L: 2-3/8" | 6,1cm

**P-101A**  
H: 9-5/8" | 24,5cm  
P: 1" | 2,4cm  
L: 9-5/8" | 24,5cm

Duopolymer®

Purotouch®

❶ P3020A + P3020 ❷

**P-3020A**  
H: 16-3/4" | 42,5cm  
P: 1-5/8" | 4cm  
L: 16-3/4" | 42,5cm

**P3020**  
H: 2-3/8" | 6,1cm  
P: 1-1/4" | 3,2cm  
L: 6'6" | 200cm

Purotouch®

❶ PX120A + PX120 ❷

**PX120A**  
H: 3-1/2" | 8,8cm  
P: 3/4" | 2cm  
L: 7-1/2" | 19cm

**PX120**  
H: 1-5/8" | 4cm  
P: 3/4" | 1,9cm  
L: 6'6" | 200cm

Duopolymer®

❶ PX103A + PX103 ❷

**PX103A**  
H: 2-5/8" | 6,8cm  
P: 1/2" | 1,2cm  
L: 7-1/2" | 19cm

**PX103**  
H: 1" | 2,5cm  
P: 1/2" | 1,2cm  
L: 6'6" | 200cm

Duopolymer®

❶ P-8030C + P8030 ❷

**P-8030C**  
H: 2-5/8" | 6,8cm  
P: 1/2" | 1,2cm  
L: 7-1/2" | 19cm

**P8030**  
H: 9-5/8" | 24,5cm  
P: 1" | 2,4cm  
L: 9-5/8" | 24,5cm

Purotouch®

**P8030D**

**Duopolymer®**  
H: 5-3/8" | 13,2cm  
P: 5/8" | 1,7cm  
L: 5-3/8" | 13,2cm

Purotouch® a proprietary polymer blend formulated to create deep reliefs and crisp details.

≡ Collections ≡

Duopolymer® high impact resin blend. Ideally suited for baseboards and chair rails.

**IMPORTANT: Due to Raw Material Fluctuation, Catalog Prices Below May Not Be Accurate. GO TO WWW.OUTWATER.COM FOR THE MOST UP-TO-DATE PRICES**



# ORAC® Flexible Panel Mouldings

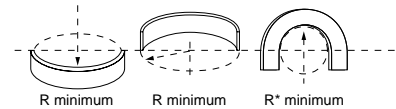


## PUROTOUCH®

Part #	R min	R* min
FP1020	1'   30cm	2' 8"   80cm
FP2020	1'   30cm	2' 8"   80cm
FP3020	1' 8"   50cm	5' 11"   180cm
FP4020	1' 4"   40cm	6' 7"   200cm
FP5020	1'   30cm	
FP5021	8"   20cm	2' 4"   70cm
FP6020	1'   30cm	8' 3"   250cm
FP7010	8"   20cm	
FP7020	1'   30cm	
FP7030	1'   30cm	8' 3"   250cm
FP7040	1' 4"   40cm	10' 6"   320cm
FP7070	1'   30cm	7' 7"   230cm
FP8020	1' 4"   40cm	4' 4"   130cm
FP8030	8"   20cm	2' 4"   70cm
FP8040	1'   30cm	
FP8050	2' 8"   80cm	6' 7"   200cm
FP8060	2' 8"   80cm	6' 7"   200cm
FP9010	1' 4"   40cm	10' 3"   310cm
FP9020	1'   30cm	
FP9040	1'   30cm	2' 8"   80cm
FP9050	8"   20cm	2'   60cm
FP9900	8"   20cm	8' 3"   250cm
FP9901	8"   20cm	5' 11"   180cm

## DUROPOLYMER®

Part #	R min	R* min
DX157F	1' 2"   35cm	8' 7"   260cm
DX162F	8"   20cm	32"   82cm
DX163F	1' 2"   36cm	
DX174F	2'   60cm	9' 11"   303cm
DX182F	1' 2"   36cm	
DX183F	1' 4"   41cm	
DX184F	1' 6"   46cm	
PX103F	8"   20cm	2' 8"   80cm
PX120F	1'   30cm	3' 8"   110cm
PX144F	8"   20cm	7' 3"   220cm
PX175F	2' 7"   79cm	



Purotouch® a proprietary polymer blend formulated to create deep reliefs and crisp details.

≡ Collections ≡

Duropolymer® high impact resin blend. Ideally suited for baseboards and chair rails.

**IMPORTANT: Due to Raw Material Fluctuation, Catalog Prices Below May Not Be Accurate.  
GO TO WWW.OUTWATER.COM FOR THE MOST UP-TO-DATE PRICES**

ORAC<sup>®</sup>  
DECOR

# Baseboard Mouldings

All baseboards are made from Duropolymer<sup>®</sup>, an impact and water resistant polymer mix that is fully recyclable. Cables can be hidden easily and the flexible versions allow curved walls to be finished elegantly. For your convenience, our baseboards are pre-primed and ready for paint.



# 3 Baseboard Families

CHOOSE YOUR STYLE. GET CREATIVE.

SQUARE



CASCADE




CONTOUR




SMALL


DX162-2300 | *DX162F (flexible)*



DX182-2300 | *DX182F (flexible)*




SX165 | *SX165F (flexible)*




MEDIUM


DX157-2300 | *DX157F (flexible)*



DX183-2300 | *DX183F (flexible)*




SX173 | *SX173F (flexible)*




BIG


DX163-2300 | *DX163F (flexible)*



DX184-2300 | *DX184F (flexible)*




SX118 | *SX118F (flexible)*




COVER

SX171




SX185



SX186



# Cover Baseboard Mouldings




**SX171: Square**

AXXENT



Duopolymer®  
H: 3-7/8" | 10cm  
P: 7/8" | 2,2cm  
L: 6'6" | 200cm



**1 SX185: Cascade**

AXXENT



Duopolymer®  
H: 4-3/4" | 12cm  
P: 1" | 2,5cm  
L: 6'6" | 200cm



**SX186: Contour**

AXXENT



Duopolymer®  
H: 5-1/2" | 13,8cm  
P: 7/8" | 2,2cm  
L: 6'6" | 200cm

 Paintable

 Water Resistant

 Ideal For Renovations



**2 PX175** pg. 37



**IMPORTANT: Due to Raw Material Fluctuation, Catalog Prices Below May Not Be Accurate. GO TO WWW.OUTWATER.COM FOR THE MOST UP-TO-DATE PRICES**



# Baseboard Mouldings



**CX132 | CX132F (flexible)**



Duopolymer®  
H: 3/4" | 2cm  
P: 3/4" | 2cm  
L: 6'6" | 200cm

**CX133**



Duopolymer®  
H: 3/4" | 2cm  
P: 3/4" | 2cm  
L: 6'6" | 200cm

**DX162-2300 | DX162F (flexible)**



Duopolymer®  
H: 1-5/8" | 4cm  
P: 3/8" | 1cm  
L: 7'6" | 230cm (DX162-2300)  
L: 6'6" | 200cm (DX162F)

**DX182-2300 | DX182F (flexible)**



Duopolymer®  
H: 2" | 5cm  
P: 1/2" | 1,3cm  
L: 7'6" | 230cm (DX182-2300)  
L: 6'6" | 200cm (DX182F)

**DX159-2300**



Duopolymer®  
H: 2-3/8" | 6cm  
P: 1/2" | 1,2cm  
L: 7'6" | 230cm

**DX157-2300 | DX157F (flexible)**



Duopolymer®  
H: 2-5/8" | 6,6cm  
P: 1/2" | 1,3cm  
L: 7'6" | 230cm (DX157-2300)  
L: 6'6" | 200cm (DX157F)

**SX165 | SX165F (flexible)**



Duopolymer®  
H: 2-3/4" | 6,9cm  
P: 1/2" | 1,1cm  
L: 6'6" | 200cm

**SX125**



Duopolymer®  
H: 2-3/4" | 6,9cm  
P: 1/2" | 1,4cm  
L: 6'6" | 200cm

**DX183-2300 | DX183F (flexible)**



Duopolymer®  
H: 3" | 7,5cm  
P: 1/2" | 1,3cm  
L: 7'6" | 230cm (DX183-2300)  
L: 6'6" | 200cm (DX183F)

Purotouch® a proprietary polymer blend formulated to create deep reliefs and crisp details.



Duopolymer® high impact resin blend. Ideally suited for baseboards and chair rails.

# Baseboard Mouldings



SX122



C373 | FC373




SX172 | SX172F



SX179 | SX179F



SX137 | SX137F



SX171



SX173 | SX173F



DX163-2300 | DX163F

## SX122



**Duopolymer®**  
H: 3-1/8" | 7,9cm  
P: 7/8" | 2,2cm  
L: 6'6" | 200cm

## C373 | FC373 (flexible)



**Purotouch®**  
H: 3-1/8" | 8cm  
P: 2" | 5cm  
F: 3-3/4" | 9,5cm  
L: 6'6" | 200cm

*Designed By  
Ulf Moritz*

## SX172 | SX172F (flexible)



**Duopolymer®**  
H: 3-3/8" | 8,5cm  
P: 1/2" | 1,4cm  
L: 6'6" | 200cm

## SX179 | SX179F (flexible)



**Duopolymer®**  
H: 3-7/8" | 9,7cm  
P: 1-1/8" | 2,9cm  
F: 3-7/8" | 9,8cm  
L: 6'6" | 200cm

*Designed By  
Orio Tonini*

## SX137 | SX137F (flexible)



**Duopolymer®**  
H: 3-7/8" | 9,9cm  
P: 5/8" | 1,5cm  
L: 6'6" | 200cm

## SX171



**Duopolymer®**  
H: 3-7/8" | 10cm  
P: 7/8" | 2,2cm  
L: 6'6" | 200cm

## SX173 | SX173F (flexible)



**Duopolymer®**  
H: 4" | 10cm  
P: 5/8" | 1,6cm  
L: 6'6" | 200cm

## DX163-2300 | DX163F (flexible)



**Duopolymer®**  
H: 4" | 10,2cm  
P: 1/2" | 1,3cm  
L: 7'6" | 230cm (DX163-2300)  
L: 6'6" | 200cm (DX163F)

**Purotouch®** a proprietary polymer blend formulated to create deep reliefs and crisp details.

≡≡≡ **Collections** ≡≡≡

**Duopolymer®** high impact resin blend. Ideally suited for baseboards and chair rails.

**IMPORTANT: Due to Raw Material Fluctuation, Catalog Prices Below May Not Be Accurate. GO TO WWW.OUTWATER.COM FOR THE MOST UP-TO-DATE PRICES**



# Baseboard Mouldings




SX105 | SX105F



SX155 | SX155F



DX184-2300 | DX184F



SX185



SX180 | SX180F



SX138 | SX138F



SX118 | SX118F



SX186

**SX105 | SX105F (flexible)**



Duopolymer®  
H: 4-1/4" | 10,8cm  
P: 1/2" | 1,3cm  
L: 6'6" | 200cm

**SX155 | SX155F (flexible)**



Duopolymer®  
H: 4-1/4" | 10,8cm  
P: 1" | 2,5cm  
L: 6'6" | 200cm

**DX184-2300 | DX184F (flexible)**



Duopolymer®  
H: 4-3/8" | 11cm  
P: 1/2" | 1,3cm  
L: 7'6" | 230cm (DX184-2300)  
L: 6'6" | 200cm (DX184F)

**SX185**



Duopolymer®  
H: 4-3/4" | 12cm  
P: 1" | 2,5cm  
L: 6'6" | 200cm

**SX180 | SX180F (flexible)**



Duopolymer®  
H: 4-3/4" | 12cm  
P: 5/8" | 1,6cm  
L: 6'6" | 200cm

*Designed By  
Pierre Daems*

**SX138 | SX138F (flexible)**



Duopolymer®  
H: 5-3/8" | 13,8cm  
P: 5/8" | 1,5cm  
L: 6'6" | 200cm

**SX118 | SX118F (flexible)**



Duopolymer®  
H: 5-3/8" | 13,8cm  
P: 3/4" | 1,8cm  
L: 6'6" | 200cm

**SX186**



Duopolymer®  
H: 5-1/2" | 13,8cm  
P: 7/8" | 2,2cm  
L: 6'6" | 200cm

Purotouch® a proprietary polymer blend formulated to create deep reliefs and crisp details.



Duopolymer® high impact resin blend. Ideally suited for baseboards and chair rails.

**IMPORTANT: Due to Raw Material Fluctuation, Catalog Prices Below May Not Be Accurate. GO TO WWW.OUTWATER.COM FOR THE MOST UP-TO-DATE PRICES**




# Baseboard Mouldings




SX104 | SX104F




DX168-2300




SX167



C374 | FC374




C371



SX181



SX156



C372

**SX104 | SX104F (flexible)**



**Duopolymer®**  
 H: 5-7/8" | 14,8cm  
 P: 5/8" | 1,7cm  
 L: 6'6" | 200cm

**DX168-2300**



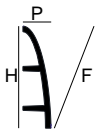
**Duopolymer®**  
 H: 5-7/8" | 15,1cm  
 P: 1/2" | 1,4cm  
 L: 7'6" | 230cm

**SX167**



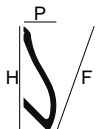
**Duopolymer®**  
 H: 6-3/4" | 17,3cm  
 P: 1-3/4" | 4,3cm  
 L: 6'6" | 200cm  
*Designed By Ulf Moritz*

**C374 | FC374 (flexible)**



**Purotouch®**  
 H: 7-1/8" | 18cm  
 P: 2" | 5cm  
 F: 7-3/8" | 18,6cm  
 L: 6'6" | 200cm  
*Designed By Ulf Moritz*

**C371**



**Purotouch®**  
 H: 7-1/4" | 18,5cm  
 P: 2-1/4" | 5,8cm  
 F: 7-1/2" | 19cm  
 L: 6'6" | 200cm  
*Designed By Ulf Moritz*

**SX181**



**Duopolymer®**  
 H: 7-7/8" | 20cm  
 P: 7/8" | 2,2cm  
 L: 6'6" | 200cm  
*Designed By Pierre Daems*

**SX156**



**Duopolymer®**  
 H: 7-7/8" | 20cm  
 P: 5/8" | 1,6cm  
 L: 6'6" | 200cm  
*Designed By Xavier Donck*

**C372**



**Purotouch®**  
 H: 11" | 28cm  
 P: 2-3/4" | 7cm  
 F: 11-1/8" | 28,4cm  
 L: 6'6" | 200cm  
*Designed By Ulf Moritz*

**Purotouch®** a proprietary polymer blend formulated to create deep reliefs and crisp details.

≡ **Collections** ≡

**Duopolymer®** high impact resin blend. Ideally suited for baseboards and chair rails.

**IMPORTANT: Due to Raw Material Fluctuation, Catalog Prices Below May Not Be Accurate. GO TO WWW.OUTWATER.COM FOR THE MOST UP-TO-DATE PRICES**



# ORAC® Flexible Baseboard Mouldings

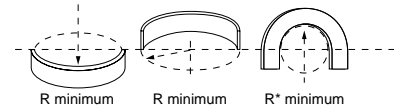


## PUROTOUCH®

Part #	R min	
FC373	3' 4"	100cm
FC374	4' 4"	130cm

## DUROPOLYMER®

Part #	R min		R* min
CX132F	2' 4"	70cm	
DX157F	1' 2"	35cm	8' 7"   260cm
DX162F	8"	20cm	2' 8"   82cm
DX163F	1' 2"	36cm	
DX182F	1' 2"	36cm	
DX183F	1' 4"	41cm	
DX184F	1' 6"	46cm	
SX104F	1' 4"	41cm	
SX105F	1"	30cm	
SX118F	1' 4"	40cm	
SX137F	1' 4"	41cm	
SX138F	1' 4"	41cm	
SX155F	1"	30cm	
SX165F	1' 4"	40cm	
SX172F	1' 2"	36cm	
SX173F	1' 6"	46cm	
SX179F	1' 2"	35cm	
SX180F	1' 6"	45cm	





Purotouch® a proprietary polymer blend formulated to create deep reliefs and crisp details.




≡ Collections ≡

Duropolymere® high impact resin blend. Ideally suited for baseboards and chair rails.

**IMPORTANT: Due to Raw Material Fluctuation, Catalog Prices Below May Not Be Accurate. GO TO WWW.OUTWATER.COM FOR THE MOST UP-TO-DATE PRICES**



designer's  
edge MILLWORK



**IMPORTANT: Due to Raw Material Fluctuation, Catalog Prices Below May Not Be Accurate. GO TO WWW.OUTWATER.COM FOR THE MOST UP-TO-DATE PRICES**



designer's  
edge MILLWORK

## 2 Distinctive Mouldings

*Value and Design come together to create a line of millwork designed to give all your projects a distinctive finish... a designers finish.*

### Polyurethane DEM Mouldings

DEM Mouldings and Millwork encompass a full decorative array of premium quality polyurethane cornice and panel mouldings, medallions, niches, stair brackets, pilasters and other ornamental products that are guaranteed to satisfy all decorative requirements without compromise. DEM is impervious to adverse climate and weather conditions, and, because of its dimensional stability, will not alter over time. Produced in exclusive molds that yield ornate and sharply defined details, perfect dimensions, and extremely consistent quality, DEM is lightweight, impact resistant and easy to install and finish using traditional woodworking techniques and tools.

### Polystyrene High Density RPS Mouldings




RPS 100% Recycled High Density Mouldings, which are impervious to adverse climate and weather conditions, offer an economical decorative and design medium that are manufactured from renewable polystyrene resources. Introduced as a cost effective alternative to more costly polymer mouldings and millwork, RPS Mouldings will aesthetically satisfy all decorative requirements without having to compromise for lesser quality mouldings. The polystyrene compound from which RPS Mouldings are manufactured, not only produces a durable, impact resistant surface, making them ideally suited for use in highly trafficked environments, RPS Mouldings can be easily cut, nailed, glued, finished and installed using the same woodworking techniques and tools as wood and MDF mouldings & millwork.

#### The "Original" Hybrid Formula

MP-25-ADH is a high performance, one component, permanently flexible, easy to use, multi-purpose fast cure modified acrylic latex sealant. MP-25-ADH cures rapidly when exposed to atmospheric moisture to form a durable bond.

- Use as adhesive or filler
- Eco-friendly, low VOC's
- Fast cure • Paintable • Non-yellowing

**MP-25-ADH**  
CAULK-GUN



**10" Blade (200 teeth)**  
**RPS-10-200**

**IMPORTANT: Due to Raw Material Fluctuation, Catalog Prices Below May Not Be Accurate.  
GO TO WWW.OUTWATER.COM FOR THE MOST UP-TO-DATE PRICES**

TRIM FAST™


New!



### *High Impact Peel & Stick Mouldings With Pre-Mitered Inside & Outside Corners.*

- **Peel & Stick** – Fast, easy installation without glue or nails
- **Moisture Resistant** – Great for bathrooms, kitchens, and basements
- **High Impact** – Polymer material is as hard as oak
- **Paintable** – Smooth surface is ready to paint without priming
- **Eco-friendly** – Made from 100% recycled polystyrene

*See Pages 56-57, For Our Coordinating 1 Piece Panel Frames*






**IMPORTANT: Due to Raw Material Fluctuation, Catalog Prices Below May Not Be Accurate. GO TO WWW.OUTWATER.COM FOR THE MOST UP-TO-DATE PRICES**

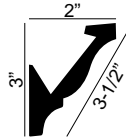


TRIM FAST™


## Crown Moulding



**TFM-49-A**  
Length: 96"



(2) 1/2" permanent adhesive strips on the bottom back of the moulding.



Great For Indirect Lighting


## Panel Moulding

**TFM-390-A** • Length: 96"



## Baseboard Moulding

**TFM-4475-A** • Length: 96"



1/2" adjustable peel and stick adhesive strip on the top back of the moulding to allow for adjustment of moulding placement before adhering the 1/2" permanent adhesive strip on the bottom back of the moulding.

## Pre-Mitered Inside & Outside Corners

Both corners come in two pieces that are 15-3/4" long and cut at 45 degrees  
*Assembly Required*

### Crown Corners

Inside Corner  
**TFM-49-IC-A**

Outside Corner  
**TFM-49-OC-A**

### Panel Corners

Inside Corner  
**TFM-390-IC-A**

Outside Corner  
**TFM-390-OC-A**

### Baseboard Corners

Inside Corner  
**TFM-4475-IC-A**

Outside Corner  
**TFM-4475-OC-A**

Free tube of filler:  
**RD-0775**



**IMPORTANT: Due to Raw Material Fluctuation, Catalog Prices Below May Not Be Accurate.  
GO TO WWW.OUTWATER.COM FOR THE MOST UP-TO-DATE PRICES**

TRIM FAST™ PANEL FRAMES




*Why cut and miter?*

**Outwater's NEW Panel Frames Can Be Used For Wall Panels, Wainscoting & Doors**

Use these simple, peel & stick, pre-assembled, one piece panel frames to add elegance and enhance the beauty of any room.

**Material:  
High Impact  
Polystyrene**



**IMPORTANT: Due to Raw Material Fluctuation, Catalog Prices Below May Not Be Accurate. GO TO WWW.OUTWATER.COM FOR THE MOST UP-TO-DATE PRICES**



## TRIM FAST™ PANEL FRAMES

Material: High Impact Polystyrene



**PNFR1232-WH**

11-13/16" x 31-1/2" x 9/16"



- **Peel & Stick** – Fast, easy installation without glue or nails
- **Moisture Resistant** – Great for bathrooms, kitchens, and basements
- **High Impact** – Polymer material is as hard as oak
- **Paintable** – Smooth surface is ready to paint without priming
- **Eco-friendly** – Made from 100% recycled polystyrene
- **Panels are pre-assembled**




**PNFR2428-WH**

23-5/8" x 27-9/16" x 9/16"



**PNFR2432-WH**

23-5/8" x 31-1/2" x 9/16"



**PNFR2436-WH**


23-5/8" x 35-7/16" x 9/16"

*\*Sizes listed are outside dimensions*

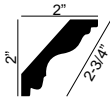
DECORATIVE CORNICICES



POLYURETHANE DEM MOULDINGS • POLYSTYRENE RPS MOULDINGS




**DEM-105**  
Length: 94-1/2"  
Design Repeat: 1/2"




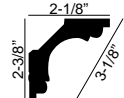
**DEM-107**  
Length: 94-1/2"  
Design Repeat: 2-1/2"



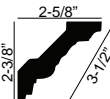
**DEM-111**  
Length: 94-1/4"  
Design Repeat: 1-7/8"



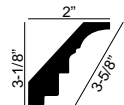
**DEM-113**  
Length: 94-1/2"  
Design Repeat: 3/8"



**DEM-114**  
Length: 94-1/2"  
Design Repeat: 3-15/16"



**DEM-115**  
Length: 96"  
Design Repeat: 1"



- 100% Recycled Polystyrene
  - High Impact
  - Recommended blade 10" Blade, 200 Teeth
- RPS PRODUCT information can be found on page 53


Perfect Blade for RPS & DEM Mouldings  
**RPS-10-200**  
10" Blade, 200 Teeth

All dimensions are approximate.

DECORATIVE CORNICES



POLYURETHANE DEM MOULDINGS • POLYSTYRENE RPS MOULDINGS




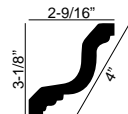
**DEM-112**  
Length: 96"  
Design Repeat: 1"




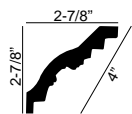
**DEM-118**  
Length: 94-1/2"  
Design Repeat: 11/16"



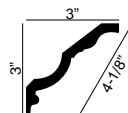
**DEM-119**  
Length: 96"  
Design Repeat: 2-5/8"



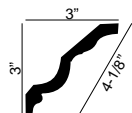
**DEM-127**  
Length: 94-1/2"  
Design Repeat: 7-7/8"



**RPS-1120**  
Length: 96"  
Design Repeat: 3/4"



**DEM-120**  
Length: 94-1/2"  
Design Repeat: 3/4"



Corners available:  
DEM-120-A & DEM-120-B, see page 78



- 100% Recycled Polystyrene
  - High Impact
  - Recommended blade 10" Blade, 200 Teeth
- RPS PRODUCT information can be found on page 53

Perfect Blade for RPS & DEM Mouldings  
**RPS-10-200**  
10" Blade, 200 Teeth

All dimensions are approximate.


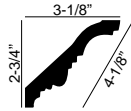
DECORATIVE CORNICICES



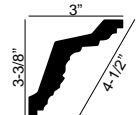
POLYURETHANE DEM MOULDINGS • POLYSTYRENE RPS MOULDINGS




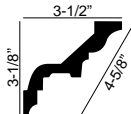
**DEM-122**  
Length: 94-1/2"  
Design Repeat: 1-1/2"



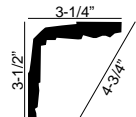
**DEM-125**  
Length: 96"  
Design Repeat: 1-15/16"



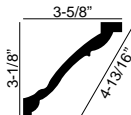
**DEM-126**  
Length: 94-1/2"  
Design Repeat: 1"



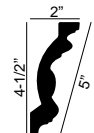
**DEM-131**  
Length: 94-1/2"  
Design Repeat: 7"  
Corbel to Corbel



**DEM-130**  
Length: 94-1/2"  
Design Repeat: 4-1/2"



**DEM-132**  
Length: 94-1/2"  
Design Repeat: 31-1/2"



- 100% Recycled Polystyrene
  - High Impact
  - Recommended blade 10" Blade, 200 Teeth
- RPS PRODUCT information can be found on page 53

Perfect Blade for RPS & DEM Mouldings  
**RPS-10-200**  
10" Blade, 200 Teeth

All dimensions are approximate.

DECORATIVE CORNICES



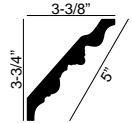
POLYURETHANE DEM MOULDINGS • POLYSTYRENE RPS MOULDINGS




**DEM-134**  
Length: 94-1/2"  
Design Repeat: 8"



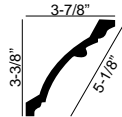
**DEM-136**  
Length: 94-1/2"  
Design Repeat: 1-1/2"



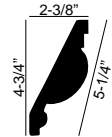
*Corners available:  
DEM-136-A & DEM-136-B, see page 78*



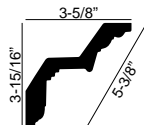
**DEM-142**  
Length: 94-1/2"  
Design Repeat: 12"



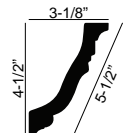
**DEM-141**  
Length: 96"  
Design Repeat: 3"



**DEM-151**  
Length: 94-1/2"  
Design Repeat: 3-15/16"



**DEM-146**  
Length: 94-1/2"  
Design Repeat: 4-1/2"



*Corners available:  
DEM-146-A & DEM-146-B, see page 78*



- 100% Recycled Polystyrene
  - High Impact
  - Recommended blade 10" Blade, 200 Teeth
- RPS PRODUCT information can be found on page 53

Perfect Blade for RPS & DEM Mouldings  
**RPS-10-200**  
10" Blade, 200 Teeth

All dimensions are approximate.

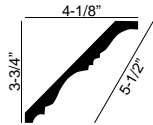
DECORATIVE CORNICICES




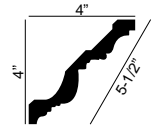
POLYURETHANE DEM MOULDINGS • POLYSTYRENE RPS MOULDINGS



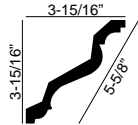
**DEM-149**  
Length: 96"  
Design Repeat: 6"




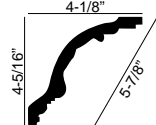
**DEM-150**  
Length: 96"  
Design Repeat: 1-5/8"



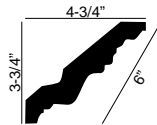
**DEM-153**  
Length: 95-3/4"  
Design Repeat: 5/8"



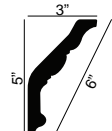
**DEM-164**  
Length: 96"  
Design Repeat: 3-1/4"



**DEM-147**  
Length: 94-1/2"  
Design Repeat: 3-1/2"



**DEM-148**  
Length: 94-1/2"  
Design Repeat: 1-5/8"



- 100% Recycled Polystyrene
  - High Impact
  - Recommended blade 10" Blade, 200 Teeth
- RPS PRODUCT information can be found on page 53

Perfect Blade for RPS & DEM Mouldings  
**RPS-10-200**  
10" Blade, 200 Teeth

All dimensions are approximate.



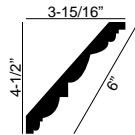
DECORATIVE CORNICES




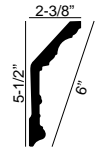
POLYURETHANE DEM MOULDINGS • POLYSTYRENE RPS MOULDINGS



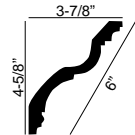
**DEM-155**  
Length: 96"  
Design Repeat: 5-1/16"



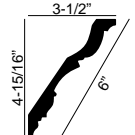
**DEM-156**  
Length: 94-1/2"  
Design Repeat: 6"



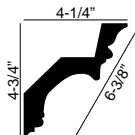
**DEM-157**  
Length: 96"  
Design Repeat: 3-7/8"



**DEM-166**  
Length: 96"  
Design Repeat: 2"



**DEM-158**  
Length: 94-1/2"  
Design Repeat: 3"



**DEM-159**  
Length: 96"  
Design Repeat: 12"



- 100% Recycled Polystyrene
- High Impact
- Recommended blade 10" Blade, 200 Teeth

RPS PRODUCT information can be found on page 53


Perfect Blade for RPS & DEM Mouldings  
**RPS-10-200**  
10" Blade, 200 Teeth

All dimensions are approximate.


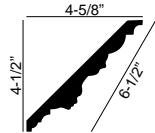
DECORATIVE CORNICES



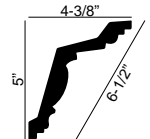
POLYURETHANE DEM MOULDINGS • POLYSTYRENE RPS MOULDINGS



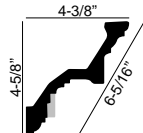
**DEM-160**  
Length: 94-1/2"  
Design Repeat: 19"



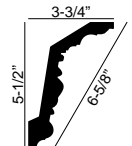
**DEM-161**  
Length: 96"  
Design Repeat: 3-3/8"




**DEM-172**  
Length: 94-1/2"  
Design Repeat: 2"



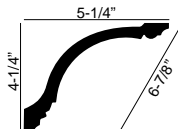
**DEM-162**  
Length: 94-1/2"  
Design Repeat: 11-3/4"



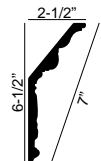
Corners available:  
DEM-162-A & DEM-162-B, see page 78



**DEM-167**  
Length: 94-1/2"  
Design Repeat: 6-7/8"



**DEM-169**  
Length: 96"  
Design Repeat: 3-3/4"



- 100% Recycled Polystyrene
  - High Impact
  - Recommended blade 10" Blade, 200 Teeth
- RPS PRODUCT information can be found on page 53


Perfect Blade for RPS & DEM Mouldings  
**RPS-10-200**  
10" Blade, 200 Teeth

All dimensions are approximate.


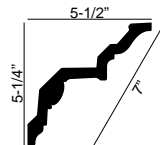
DECORATIVE CORNICES



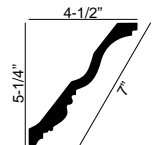
POLYURETHANE DEM MOULDINGS • POLYSTYRENE RPS MOULDINGS



**DEM-170**  
Length: 94-1/2"  
Design Repeat: 2"



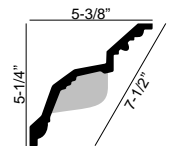
**DEM-171**  
Length: 96"  
Design Repeat: 1-1/4"



**DEM-175**  
Length: 96"  
Design Repeat: 9-1/2"



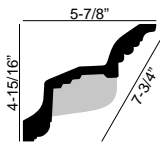
**DEM-174**  
Length: 94-1/2"  
Design Repeat: 6"



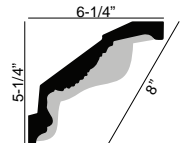
*Corners available:  
DEM-174-A & DEM-174-B, see page 78*



**DEM-168**  
Length: 94-1/2"  
Design Repeat: 7"



**DEM-177**  
Length: 94-1/2"  
Design Repeat: 11-1/2"



- 100% Recycled Polystyrene
  - High Impact
  - Recommended blade 10" Blade, 200 Teeth
- RPS PRODUCT information can be found on page 53

Perfect Blade for RPS & DEM Mouldings  
**RPS-10-200**  
10" Blade, 200 Teeth


All dimensions are approximate.

**IMPORTANT: Due to Raw Material Fluctuation, Catalog Prices Below May Not Be Accurate.  
GO TO WWW.OUTWATER.COM FOR THE MOST UP-TO-DATE PRICES**


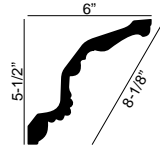
DECORATIVE CORNICICES



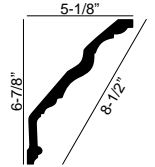
POLYURETHANE DEM MOULDINGS • POLYSTYRENE RPS MOULDINGS




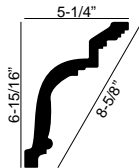
**DEM-191**  
Length: 96"  
Design Repeat: 3-1/8"



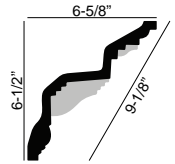
**DEM-178**  
Length: 94-1/2"  
Design Repeat: 4"



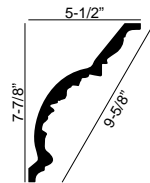
**DEM-179**  
Length: 96"  
Design Repeat: 5-1/2"



**DEM-182**  
Length: 94-1/2"  
Design Repeat: 6-1/4"



**DEM-183**  
Length: 96"  
Design Repeat: 3-1/4"



- 100% Recycled Polystyrene
  - High Impact
  - Recommended blade 10" Blade, 200 Teeth
- RPS PRODUCT information can be found on page 53

Perfect Blade for RPS & DEM Mouldings  
**RPS-10-200**  
10" Blade, 200 Teeth

All dimensions are approximate.


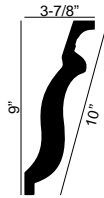
LARGE DECORATIVE CORNICES




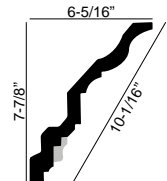
POLYURETHANE DEM MOULDINGS • POLYSTYRENE RPS MOULDINGS




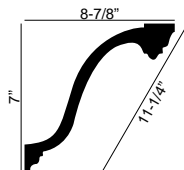
**DEM-188**  
Length: 96"  
Design Repeat: 14"



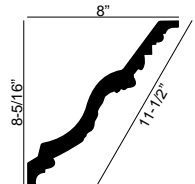
**DEM-185**  
Length: 95-1/2"  
Design Repeat: 9-5/8"



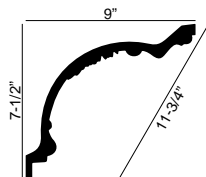
**DEM-184**  
Length: 94-1/2"  
Design Repeat: 4-1/8"



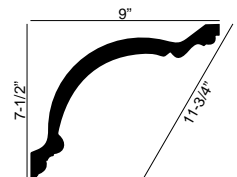
**DEM-193**  
Length: 96"  
Design Repeat: 2-3/4"



**DEM-195**  
Length: 96"  
Design Repeat: 10-1/2"



**DEM-196**  
Length: 96"  
Design Repeat: 3-1/4"



- 100% Recycled Polystyrene
  - High Impact
  - Recommended blade 10" Blade, 200 Teeth
- RPS PRODUCT information can be found on page 53


Perfect Blade for RPS & DEM Mouldings  
**RPS-10-200**  
10" Blade, 200 Teeth

All dimensions are approximate.

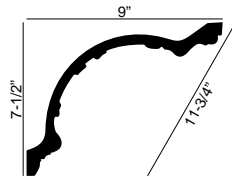
LARGE DECORATIVE CORNICES



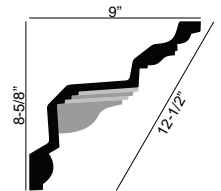
POLYURETHANE DEM MOULDINGS • POLYSTYRENE RPS MOULDINGS



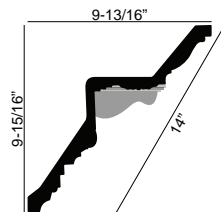
**DEM-197**  
Length: 96"  
Design Repeat: 4-1/4"



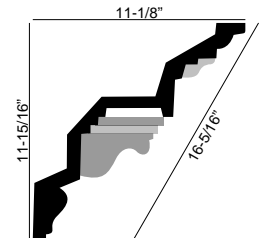
**DEM-186**  
Length: 94-1/2"  
Design Repeat: 7-7/8"



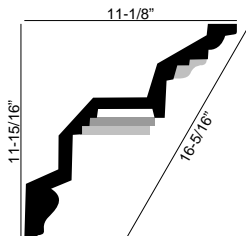
**DEM-199**  
Length: 96"  
Design Repeat: 8"



**DEM-189**  
Length: 96"  
Design Repeat: 9-1/2"



**DEM-190**  
Length: 96"  
Design Repeat: 9-1/2"



Can accommodate 10 corbels. See Page 79



- 100% Recycled Polystyrene
  - High Impact
  - Recommended blade 10" Blade, 200 Teeth
- RPS PRODUCT information can be found on page 53


Perfect Blade for RPS & DEM Mouldings  
**RPS-10-200**  
10" Blade, 200 Teeth

All dimensions are approximate.


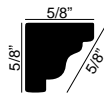
PLAIN CORNICES




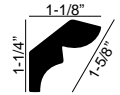
POLYURETHANE DEM MOULDINGS • POLYSTYRENE RPS MOULDINGS




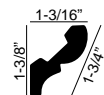
**RPS-0201** (8 ft.)  
**RPS-0201-12** (12 ft.)




**BED MOULDING**  
**RPS-0075**  
Length: 96"




**BED MOULDING**  
**RPS-0074** (8 ft.)  
**RPS-0074-12** (12 ft.)



**RPS-0283**  
Length: 96"



**RPS-0284**  
Length: 96"



**DEM-201**  
Length: 94-1/2"



- 100% Recycled Polystyrene
  - High Impact
  - Recommended blade 10" Blade, 200 Teeth
- RPS PRODUCT information can be found on page 53


Perfect Blade for RPS & DEM Mouldings  
**RPS-10-200**  
10" Blade, 200 Teeth

All dimensions are approximate.


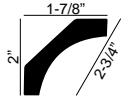
PLAIN CORNICES




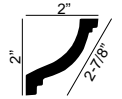
POLYURETHANE DEM MOULDINGS • POLYSTYRENE RPS MOULDINGS




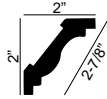
**DEM-203**  
Length: 94-1/2"




**DEM-202**  
Length: 96"




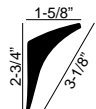
**RPS-0207 (8 ft.)**  
**RPS-0207-12 (12 ft.)**



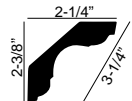
**DEM-204**  
Length: 96"



**RPS-0208**  
Length: 96"



**DEM-208**  
Length: 94-1/2"



- 100% Recycled Polystyrene
  - High Impact
  - Recommended blade 10" Blade, 200 Teeth
- RPS PRODUCT information can be found on page 53

Perfect Blade for RPS & DEM Mouldings  
**RPS-10-200**  
10" Blade, 200 Teeth


All dimensions are approximate.




PLAIN CORNICES




POLYURETHANE DEM MOULDINGS • POLYSTYRENE RPS MOULDINGS




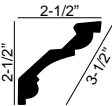
**DEM-206**  
Length: 96"



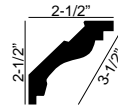
**DEM-209**  
Length: 94-1/2"



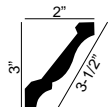
**RPS-0189**  
Length: 96"




**RPS-2210 (8 ft.)**  
**RPS-2210-12 (12 ft.)**



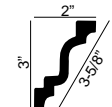
**RPS-0049 (8 ft.)**  
**RPS-0049-12 (12 ft.)**



Matches WM49



**DEM-211**  
Length: 94-1/2"



- 100% Recycled Polystyrene
  - High Impact
  - Recommended blade 10" Blade, 200 Teeth
- RPS PRODUCT information can be found on page 53


Perfect Blade for RPS & DEM Mouldings  
**RPS-10-200**  
10" Blade, 200 Teeth

All dimensions are approximate.

PLAIN CORNICES




POLYURETHANE DEM MOULDINGS • POLYSTYRENE RPS MOULDINGS


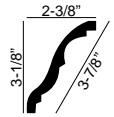


**New!**

**DEM-212**  
Length: 96"




**DEM-207**  
Length: 96"




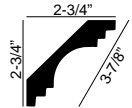
**New!**

**DEM-213**  
Length: 94-1/2"


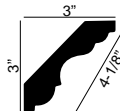


**New!**

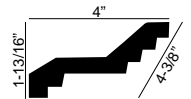
**DEM-214**  
Length: 94-1/2"



**DEM-220**  
Length: 94-1/2"



**DEM-231**  
Length: 94-1/2"



- 100% Recycled Polystyrene
  - High Impact
  - Recommended blade 10" Blade, 200 Teeth
- RPS PRODUCT information can be found on page 53


Perfect Blade for RPS & DEM Mouldings  
**RPS-10-200**  
10" Blade, 200 Teeth

All dimensions are approximate.


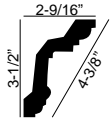
PLAIN CORNICES




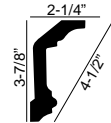
POLYURETHANE DEM MOULDINGS • POLYSTYRENE RPS MOULDINGS




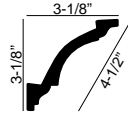
**DEM-232**  
Length: 96"




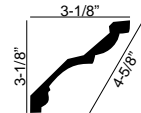
**DEM-233**  
Length: 94-1/2"




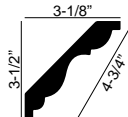
**RPS-2225**  
Length: 96"



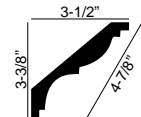
**RPS-0183 (8 ft.)**  
**RPS-0183-12 (12 ft.)**



**DEM-230**  
Length: 94-1/2"



**DEM-235**  
Length: 94-1/2"



- 100% Recycled Polystyrene
  - High Impact
  - Recommended blade 10" Blade, 200 Teeth
- RPS PRODUCT information can be found on page 53


Perfect Blade for RPS & DEM Mouldings  
**RPS-10-200**  
10" Blade, 200 Teeth

All dimensions are approximate.


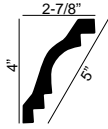
PLAIN CORNICES



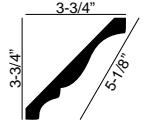
POLYURETHANE DEM MOULDINGS • POLYSTYRENE RPS MOULDINGS




**DEM-236**  
Length: 94-1/2"




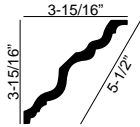
**RPS-0045 (8 ft.)**  
**RPS-0045-12 (12 ft.)**




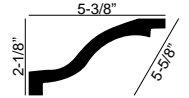
Matches WM49




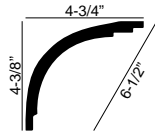
**DEM-244**  
Length: 94-1/2"



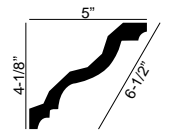
**DEM-240**  
Length: 94-1/2"



**DEM-250**  
Length: 94-1/2"



**DEM-255**  
Length: 94-1/2"



- 100% Recycled Polystyrene
  - High Impact
  - Recommended blade 10" Blade, 200 Teeth
- RPS PRODUCT information can be found on page 53


Perfect Blade for RPS & DEM Mouldings  
**RPS-10-200**  
10" Blade, 200 Teeth

All dimensions are approximate.


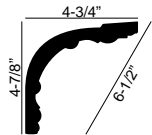
PLAIN CORNICES




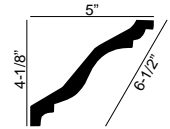
POLYURETHANE DEM MOULDINGS • POLYSTYRENE RPS MOULDINGS




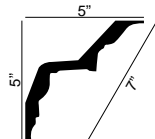
**DEM-260**  
Length: 96"



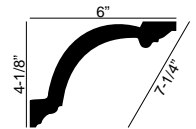
**DEM-261**  
Length: 94-1/2"




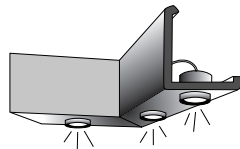
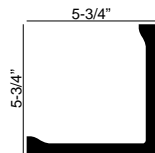
**DEM-265**  
Length: 94-1/2"



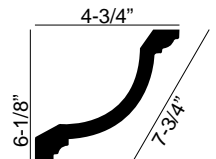
**DEM-270**  
Length: 94-1/2"



**DEM-271**  
Length: 96"



**DEM-269**  
Length: 94-1/2"



- 100% Recycled Polystyrene
  - High Impact
  - Recommended blade 10" Blade, 200 Teeth
- RPS PRODUCT information can be found on page 53

Perfect Blade for RPS & DEM Mouldings  
**RPS-10-200**  
10" Blade, 200 Teeth


All dimensions are approximate.

**IMPORTANT: Due to Raw Material Fluctuation, Catalog Prices Below May Not Be Accurate. GO TO WWW.OUTWATER.COM FOR THE MOST UP-TO-DATE PRICES**

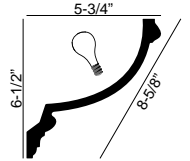
PLAIN CORNICES




POLYURETHANE DEM MOULDINGS • POLYSTYRENE RPS MOULDINGS




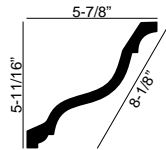
**DEM-272**  
Length: 94-1/2"




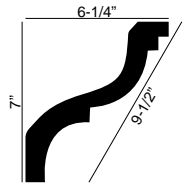
Great for indirect lighting



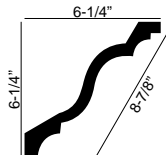
**DEM-274**  
Length: 96"



**DEM-277**  
Length: 96"



**DEM-276**  
Length: 96"



- 100% Recycled Polystyrene
  - High Impact
  - Recommended blade 10" Blade, 200 Teeth
- RPS PRODUCT information can be found on page 53


Perfect Blade for RPS & DEM Mouldings  
**RPS-10-200**  
10" Blade, 200 Teeth

All dimensions are approximate.


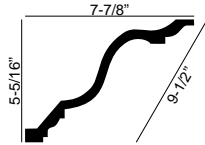
LARGE PLAIN CORNICES



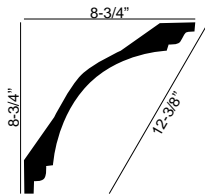
POLYURETHANE DEM MOULDINGS • POLYSTYRENE RPS MOULDINGS




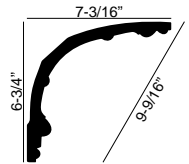
**DEM-273**  
Length: 94-1/2"



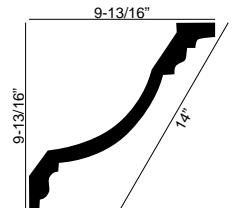
**DEM-280**  
Length: 96"



**DEM-275**  
Length: 96"



**DEM-283**  
Length: 96"



- 100% Recycled Polystyrene
  - High Impact
  - Recommended blade 10" Blade, 200 Teeth
- RPS PRODUCT information can be found on page 53


Perfect Blade for RPS & DEM Mouldings  
**RPS-10-200**  
10" Blade, 200 Teeth

All dimensions are approximate.

DECORATIVE CORNERS



POLYURETHANE DEM MOULDINGS • POLYSTYRENE RPS MOULDINGS




**INSIDE  
DEM-120-A  
OUTSIDE  
DEM-120-B**  
*Pre-mitered corners*  
Works with  
DEM-120 pg. 59



**INSIDE  
DEM-122-A  
OUTSIDE  
DEM-122-B**  
*Pre-mitered corners*  
Works with  
DEM-122 pg. 60



**INSIDE  
DEM-130-A  
OUTSIDE  
DEM-130-B**  
*Pre-mitered corners*  
Works with  
DEM-130 pg. 60



**INSIDE  
DEM-136-A  
OUTSIDE  
DEM-136-B**  
*Pre-mitered corners*  
Works with  
DEM-136 pg. 61



**INSIDE  
DEM-146-A  
OUTSIDE  
DEM-146-B**  
*Pre-mitered corners*  
Works with  
DEM-146 pg. 61



**INSIDE  
DEM-162-A  
OUTSIDE  
DEM-162-B**  
*Pre-mitered corners*  
Works with  
DEM-162 pg. 64



**INSIDE  
DEM-174-A  
OUTSIDE  
DEM-174-B**  
*Pre-mitered corners*  
Works with  
DEM-174 pg. 65



- 100% Recycled Polystyrene
  - High Impact
  - Recommended blade 10" Blade, 200 Teeth
- RPS PRODUCT information can be found on page 53

Perfect Blade for RPS & DEM Mouldings  
**RPS-10-200**  
10" Blade, 200 Teeth

All dimensions are approximate.



CORNERS



POLYURETHANE DEM MOULDINGS • POLYSTYRENE RPS MOULDINGS

PLAIN CORNERS




**INSIDE**  
**DEM-273-A**  
**OUTSIDE**  
**DEM-273-B**  
*Pre-mitered corners*  
**Works with**  
**DEM-273 pg. 77**


BASE CORNERS

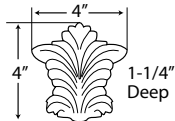


**INSIDE CORNER**  
**DEM-485IC**  
4-5/16" x 4-5/16" x 1"  
**Works with**  
**DEM-485 pg. 99**

DECORATIVE KEYSTONE  
APPLIQUE



**RPS-0376-A**   
9/16" groove on back  
to accommodate  
moulding  
**Works with**  
**RPS-0376 pg. 96**

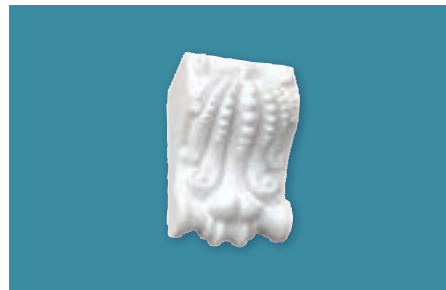


**OUTSIDE CORNER**  
**DEM-485OC**  
4-3/4" x 4-3/4" x 1"  
**Works with**  
**DEM-485 pg. 99**

CORBELS



**DEM-190A**  
3-7/8" x 2-13/16"  
x 2-3/4"  
**Works with**  
**DEM-190 pg. 68**



**DEM-190B**  
4" x 2-3/4" x 2-5/8"  
**Works with**  
**DEM-190 pg. 68**

Corbels are easily applied with our adhesive **MP-25-ADH**...10.1 oz. tube



- 100% Recycled Polystyrene
- High Impact
- Recommended blade 10" Blade, 200 Teeth

RPS PRODUCT information can be found on page 53


Perfect Blade for RPS & DEM Mouldings  
**RPS-10-200**  
10" Blade, 200 Teeth

All dimensions are approximate.

DECORATIVE CORNERS



POLYURETHANE DEM MOULDINGS • POLYSTYRENE RPS MOULDINGS



**OUTSIDE CORNER**

**DEM-10**

Height: 3"  
Projection: 4-1/8"

**CENTER**

**DEM-11**

Height: 3"  
Projection: 3"

**INSIDE CORNER**

**DEM-12**

Height: 3"  
Projection: 4-1/8"

3-1/8" W



**Works with our DEM Mouldings:**

DEM-105...page 58 DEM-114...page 58  
DEM-111...page 58 DEM-115...page 58  
DEM-113...page 58

**Works with our RPS Mouldings:**

RPS-0049...page 71 RPS-2210...page 71  
RPS-0189...page 71  
RPS-0207...page 70



**OUTSIDE**

**DEM-13**

Height: 3-3/4"  
Projection: 5"

**INSIDE**

**DEM-14**


Height: 3-3/4"  
Projection: 5"

**Works with our DEM Mouldings:**

DEM-120...page 59 DEM-220...page 72  
DEM-122...page 60 DEM-230...page 73  
DEM-130...page 60

**Works with our RPS Mouldings:**

RPS-0049...page 71 RPS-2210...page 71  
RPS-0189...page 71 RPS-2225...page 73  
RPS-1120...page 59



**OUTSIDE CORNER**

**DEM-18**

Height: 4-3/4"  
Projection: 6-3/4"

**CENTER**

**DEM-19**

Height: 4-3/4"  
Projection: 4-5/8"

**INSIDE CORNER**

**DEM-20**

Height: 4-3/4"  
Projection: 6-3/4"

4-3/4" W

**Works with our DEM Mouldings:**

DEM-132...page 60 DEM-157...page 63  
DEM-142...page 61 DEM-235...page 73  
DEM-146...page 61 DEM-244...page 74  
DEM-150...page 62

**Works with our RPS Mouldings:**

RPS-0045...page 74  
RPS-0183...page 73



**OUTSIDE CORNER**

**DEM-15**

Height: 4"  
Projection: 5-1/4"

**CENTER**

**DEM-16**

Height: 4"  
Projection: 4"

**INSIDE CORNER**

**DEM-17**

Height: 4"  
Projection: 5-1/4"


4" W

**Works with our DEM Mouldings:**

DEM-115...page 58 DEM-136...page 61  
DEM-125...page 60 DEM-220...page 72  
DEM-126...page 60 DEM-230...page 73  
DEM-130...page 60

**Works with our RPS Mouldings:**

RPS-0049...page 71 RPS-2210...page 71  
RPS-0183...page 73 RPS-2225...page 73



**OUTSIDE CORNER**

**DEM-21**

Height: 4-3/4"  
Projection: 6-1/2"

**CENTER**

**DEM-22**

Height: 4-3/4"  
Projection: 4-3/4"

**INSIDE CORNER**

**DEM-23**

Height: 4-3/4"  
Projection: 6-1/2"

4-3/4" W

**Works with our DEM Mouldings:**

DEM-125...page 60 DEM-157...page 63  
DEM-142...page 61 DEM-235...page 73  
DEM-146...page 61 DEM-244...page 74  
DEM-150...page 62

**Works with our RPS Mouldings:**

RPS-0045...page 74  
RPS-0183...page 73

Perfect Blade for RPS & DEM Mouldings  
**RPS-10-200**...10" Blade, 200 Teeth

All dimensions are approximate.

**IMPORTANT: Due to Raw Material Fluctuation, Catalog Prices Below May Not Be Accurate. GO TO WWW.OUTWATER.COM FOR THE MOST UP-TO-DATE PRICES**

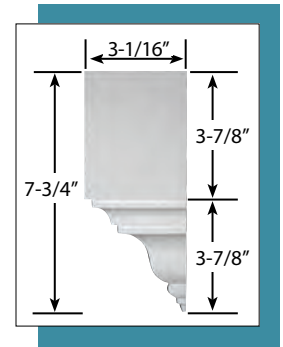
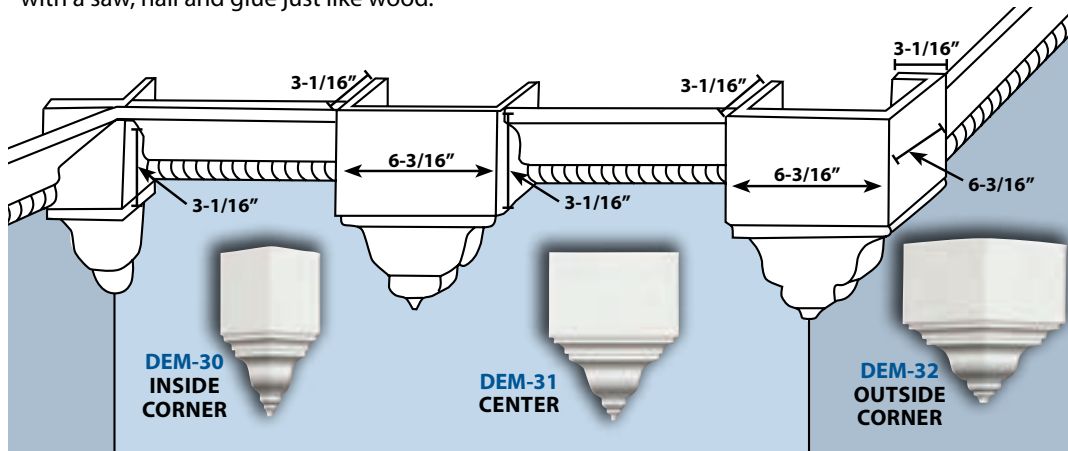
## LARGE DECORATIVE DROPS



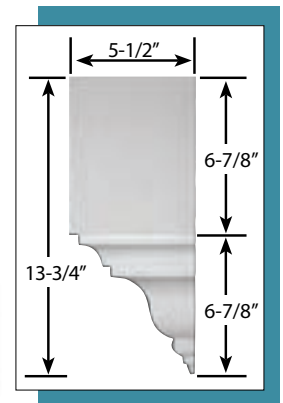
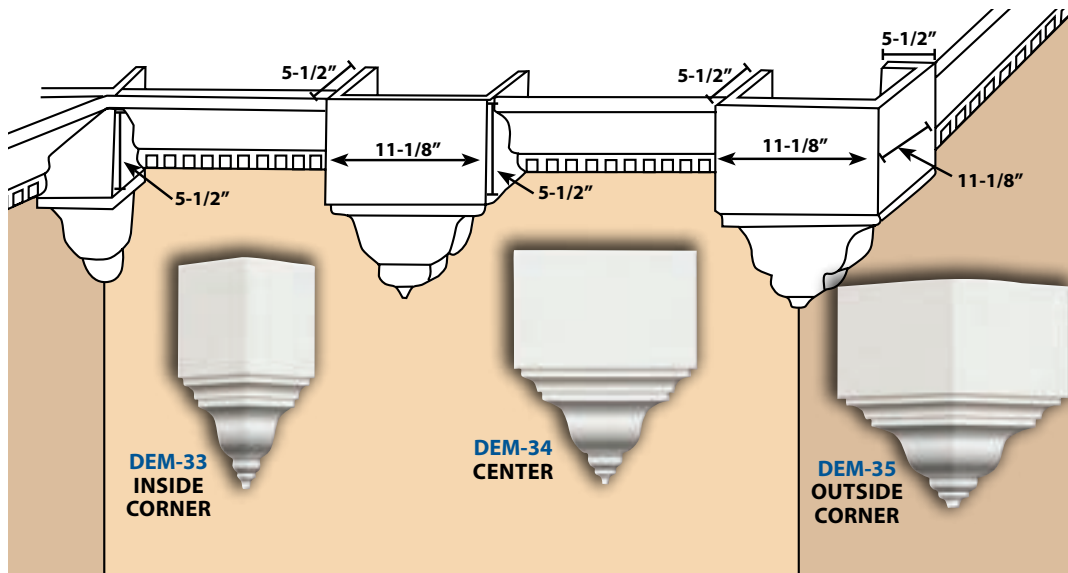
HIGH DENSITY POLYURETHANE

Our corner and center blocks allow you to install cornice mouldings quickly and easily with no need for mitering. Adding these architectural embellishments will highlight the beauty and visual appeal that crown moulding offers.

- **One piece pre-assembled, Corners & Centers.**  
*No need to construct your own center and outside corner, we've done the work for you, saving valuable time.*
- Primed and ready for paint.
- Lightweight and easy to install, corners and centers can be cut with a saw, nail and glue just like wood.



Crown Moulding cannot exceed 3-3/16" height and 3" projection  
*Many great crown options can be found on pages 58-77*



Crown Moulding cannot exceed 6-3/4" height and 5-1/2" projection  
*Many great crown options can be found on pages 58-77*

All dimensions are approximate.

**MP-25-ADH**  
10.1 oz. tube  
**Multi-Purpose Adhesive**  
Approximate adhesive yields\*  
Mouldings 2" + Under – 60'  
Mouldings 2 - 5" – 45'  
Mouldings 5" + Over – 30'  
\*Yields are approximate and based on average conditions and installation technique.

**CAULK-GUN**

**IMPORTANT: Due to Raw Material Fluctuation, Catalog Prices Below May Not Be Accurate. GO TO WWW.OUTWATER.COM FOR THE MOST UP-TO-DATE PRICES**

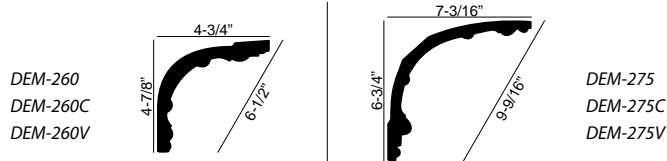
COMBINATION MOULDINGS



POLYURETHANE DEM MOULDINGS




TWO SIZES AVAILABLE



DEM-260  
DEM-260C  
DEM-260V

DEM-275  
DEM-275C  
DEM-275V

CROWN MOULDING



DEM-260 length 96"

DEM-275 length 96"

DECORATIVE CENTER MOULDING



DEM-260C length 96"

DEM-275C length 96"



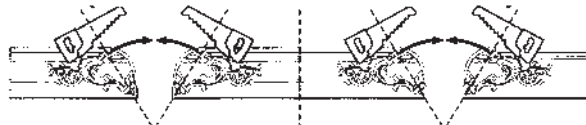
INSIDE "V" CORNER MOULDING



DEM-260V length 96"

DEM-275V length 96"

DEM-260V and DEM-275V can be mitered to create 2 inside corners



Perfect Blade for RPS & DEM Mouldings  
RPS-10-200...10" Blade, 200 Teeth

All dimensions are approximate.

DECORATIVE PANEL MOULDINGS



POLYURETHANE DEM MOULDINGS • POLYSTYRENE RPS MOULDINGS



**DEM-303**  
Length: 96"  
Design Repeat: 7/8"



**DEM-303F - Flexible**  
Length: 93"  
Design Repeat: 7/8"  
Max Radius 8"



**RPS-3305**  
Length: 96"  
Design Repeat: 1"



**RPS-3307**  
Length: 96"  
Design Repeat: 2-1/4"



**DEM-311**  
Length: 94-1/2"  
Design Repeat: 2-1/2"



**DEM-313**  
Length: 94-1/2"  
Design Repeat: 10"



Corner available:  
DEM-313A, see page 89



**DEM-314**  
Length: 96"  
Design Repeat: 7"



**DEM-315**  
Length: 94-1/2"  
Design Repeat: 2-3/8"



Corner available:  
DEM-315A, see page 90



- 100% Recycled Polystyrene
  - High Impact
  - Recommended blade 10" Blade, 200 Teeth
- RPS PRODUCT information can be found on page 53

Perfect Blade for RPS & DEM Mouldings  
**RPS-10-200**  
10" Blade, 200 Teeth

All dimensions are approximate.

DECORATIVE PANEL MOULDINGS



POLYURETHANE DEM MOULDINGS • POLYSTYRENE RPS MOULDINGS



**RPS-3319**  
Length: 96"  
Design Repeat: 1-3/4"



**DEM-318**  
Length: 96"  
Design Repeat: 8"



**DEM-320**  
Length: 96"  
Design Repeat: 1-3/8"

Corner available:  
DEM-320A, see page 90



**DEM-322**  
Length: 96"  
Design Repeat: 1-1/2"



**DEM-321**  
Length: 94-1/2"  
Design Repeat: 1-3/8"

Corner available:  
DEM-321A, see page 90



**DEM-323**  
Length: 94-1/2"  
Design Repeat: 1-1/4"



**DEM-326**  
Length: 96"  
Design Repeat: 1/2"  
Dots 24 per 12"



**DEM-327**  
Length: 94-1/2"  
Design Repeat: 5-1/2"



- 100% Recycled Polystyrene
  - High Impact
  - Recommended blade 10" Blade, 200 Teeth
- RPS PRODUCT information can be found on page 53


Perfect Blade for RPS & DEM Mouldings  
**RPS-10-200**  
10" Blade, 200 Teeth

All dimensions are approximate.

DECORATIVE PANEL MOULDINGS



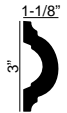
POLYURETHANE DEM MOULDINGS • POLYSTYRENE RPS MOULDINGS



**DEM-330**  
Length: 96"  
Design Repeat: 3/4"



**DEM-328**  
Length: 96"  
Design Repeat: 7"



**DEM-331**  
Length: 94-1/2"  
Design Repeat: 1-3/4"



Corner available:  
DEM-331A, see page 90



**DEM-332**  
Length: 96"  
Design Repeat: 5"



**DEM-338**  
Length: 96"  
Design Repeat: 3/4"



**DEM-336**  
Length: 94-1/2"  
Design Repeat: 4"



Corner available:  
DEM-336A, see page 90



- 100% Recycled Polystyrene
  - High Impact
  - Recommended blade 10" Blade, 200 Teeth
- RPS PRODUCT information can be found on page 53

Perfect Blade for RPS & DEM Mouldings  
**RPS-10-200**  
10" Blade, 200 Teeth

All dimensions are approximate.

PLAIN PANEL MOULDINGS



POLYURETHANE DEM MOULDINGS • POLYSTYRENE RPS MOULDINGS



**ASTRAGAL**  
**RPS-0167**  
Length: 96"



**BASE CAP**  
**RPS-0234**  
Length: 96"



**BASE CAP**  
**RPS-0164 (8 ft.)**  
**RPS-0164-12 (12 ft.)**



**BASE CAP**  
**RPS-0282**  
Length: 96"



**RPS-4400**  
Length: 96"



**RPS-4405**  
Length: 96"



**RPS-4410**  
Length: 96"



**DEM-415**  
Length: 94-1/2"



- 100% Recycled Polystyrene
  - High Impact
  - Recommended blade 10" Blade, 200 Teeth
- RPS PRODUCT information can be found on page 53

Perfect Blade for RPS & DEM Mouldings  
**RPS-10-200**  
10" Blade, 200 Teeth

All dimensions are approximate.



PLAIN PANEL MOULDINGS



POLYURETHANE DEM MOULDINGS • POLYSTYRENE RPS MOULDINGS



**DEM-416**  
Length: 94-1/2"



**RPS-0390**  
Length: 96"



Matches WM390



**DEM-419**  
Length: 94-1/2"




Corner available:  
DEM-419A, see page 91



**DEM-425**  
Length: 94-1/2"



**DEM-420**  
Length: 94-1/2"



**RPS-0298**  
Length: 96"



Matches WM298



- 100% Recycled Polystyrene
  - High Impact
  - Recommended blade 10" Blade, 200 Teeth
- RPS PRODUCT information can be found on page 53

Perfect Blade for RPS & DEM Mouldings  
**RPS-10-200**  
10" Blade, 200 Teeth

All dimensions are approximate.

PANEL MOULDINGS / ACCESSORIES




POLYURETHANE DEM MOULDINGS • POLYSTYRENE RPS MOULDINGS


## Mitreless Cover & Butt Joint Corner

### *The 90° Mitreless Corner Cover & 180° Mitreless Straight Cover*

These products are decorative and designed to eliminate mitering and butt joints. The covers will hide any imperfections on moulding edges and save time on installation.



Our corners allow for miscuts up to 1/4"



### *The 90° Butt Joint Corner & 180° Straight Butt Joint*

When two ends of material are joined by butting them together using adhesive and caulk or other type of filler. These items need to have a tight fit and may require sanding, build up and caulking.



All dimensions are approximate.

**IMPORTANT: Due to Raw Material Fluctuation, Catalog Prices Below May Not Be Accurate.  
GO TO WWW.OUTWATER.COM FOR THE MOST UP-TO-DATE PRICES**

PANEL MOULDINGS / ACCESSORIES



POLYURETHANE DEM MOULDINGS • POLYSTYRENE RPS MOULDINGS



**RPS-3305**  
1-1/4" x 3/8" x 96"



**90° BUTT JOINT CORNER**  
**DEM-305A**  
8-1/2" x 8-1/2"



**DEM-313**  
1-5/8" x 1-1/8" x 94-1/2"



**90° BUTT JOINT CORNER**  
**DEM-313A**  
8-7/8" x 8-7/8"



**DEM-314**  
1-7/8" x 3/4" x 96"



**90° MITRELESS CORNER COVER**  
**DEM-314A**  
14-1/4" x 14-1/4"



*Shown with DEM-314A*



**90° MITRELESS CORNER COVER**  
**DEM-314-L/R**  
16" W x 18" H  
Left and Right

All dimensions are approximate.

Phone: 1-800-835-4400 | Fax: 1-800-835-4403

PANEL MOULDINGS / ACCESSORIES



POLYURETHANE DEM MOULDINGS • POLYSTYRENE RPS MOULDINGS



**DEM-315**  
1-7/8" x 1" x 94-1/2"



**90° BUTT JOINT CORNER  
DEM-315F**  
12-3/4" x 12-3/4" x 7/8"



**90° BUTT JOINT CORNER  
DEM-315A**  
10-1/2" x 11"




**◀ ROSETTE  
DEM-315D**  
2-1/2" Dia.  
x 1/2" Thick



**DEM-320**  
2" x 7/8" x 96"



**DEM-321**  
2-3/8" x 3/4" x 94-1/2"



**90° MITRELESS CORNER COVER  
DEM-320A**  
9" x 9" x 1-1/4"



**90° BUTT JOINT CORNER  
DEM-321A**  
10-1/4" x 10-1/4"



**90° BUTT JOINT CORNER  
DEM-315E**  
10" x 10" x 15/16"



**90° BUTT JOINT CORNER  
DEM-315C**  
9-7/8" x 9-7/8" x 1-1/8"



**DEM-336**  
4" x 1-1/4" x 96"



**90° BUTT JOINT CORNER ▶  
DEM-331B**  
16-1/8" x 16-1/8"



**DEM-331**  
3-1/8" x 3/4" x 94-1/2"



**90° MITRELESS CORNER COVER  
DEM-336A**  
11-3/8" x 11-3/8"



**◀ 90° BUTT JOINT CORNER  
DEM-331A**  
19-7/8" x 19-7/8"

All dimensions are approximate.

**IMPORTANT: Due to Raw Material Fluctuation, Catalog Prices Below May Not Be Accurate. GO TO WWW.OUTWATER.COM FOR THE MOST UP-TO-DATE PRICES**

PANEL MOULDINGS / ACCESSORIES



POLYURETHANE DEM MOULDINGS • POLYSTYRENE RPS MOULDINGS



**RPS-4400**

1-5/8" x 11/16" x 96"



**RPS-4405**

1-1/2" x 5/8" x 96"



**DEM-415**

2" x 5/8" x 94-1/2"



**< 90° MITRELESS CORNER COVER DEM-400-E**  
3" x 3"



**< 90° MITRELESS CORNER COVER DEM-405-D**  
9" x 9"



**90° MITRELESS CORNER COVER DEM-415A**  
10" x 10"

**180° MITRELESS > CORNER COVER DEM-400-F**  
3-1/4" x 2-3/4"



**90° MITRELESS > CORNER COVER DEM-405-E**  
3-1/8" x 3-1/8"



**180° MITRELESS STRAIGHT COVER DEM-415B**  
15" x 4"



**< 90° BUTT JOINT CORNER DEM-400A**  
5-1/16" x 5-1/16"



**< 180° MITRELESS STRAIGHT COVER DEM-405-F**  
3-1/4" x 2-3/4"

**90° BUTT > JOINT CORNER DEM-400B**  
7-3/8" x 7-3/8"



Hand Carved Wood

**180° BUTT > JOINT CORNER DEM-405C**  
6-1/8" x 6-1/8"



**DEM-419**  
2-9/16" x 13/16" x 94-1/2"



**RPS-4410**

1-5/8" x 1/2" x 96"



**< 180° STRAIGHT BUTT JOINT DEM-405B**  
9-1/4" x 4-3/8"

**90° BUTT > JOINT CORNER DEM-410A**  
7-3/4" x 7-3/4"



**90° MITRELESS CORNER COVER DEM-419A**  
11-3/8" x 11-3/8"



*Shown with DEM-400A*


All dimensions are approximate.

Phone: 1-800-835-4400 | Fax: 1-800-835-4403

FRIEZES



POLYURETHANE DEM MOULDINGS • POLYSTYRENE RPS MOULDINGS



**DEM-381**  
Length: 94-1/2"  
Design Repeat: 3"



**DEM-333**  
Length: 94-1/2"  
Design Repeat: 6-1/4"



**DEM-334**  
Length: 96"  
Design Repeat: 12"



**DEM-335**  
Length: 94-1/2"  
Design Repeat: 19"



**DEM-384**  
Length: 96"  
Design Repeat: 7"



**DEM-385**  
Length: 96"  
Design Repeat: 5"



- 100% Recycled Polystyrene
  - High Impact
  - Recommended blade 10" Blade, 200 Teeth
- RPS PRODUCT information can be found on page 53

Perfect Blade for RPS & DEM Mouldings  
**RPS-10-200**  
10" Blade, 200 Teeth

All dimensions are approximate.



POLYURETHANE DEM MOULDINGS • POLYSTYRENE RPS MOULDINGS



**DEM-390**  
Length: 96"  
Design Repeat: 12"




**DEM-392**  
Length: 96"  
Design Repeat: 5-1/8"



**DEM-395**  
Length: 96"  
Design Repeat: 16"



**DEM-397**  
Length: 96"  
Design Repeat: 1"



**DEM-398**  
Length: 96"  
Design Repeat: 2"



- 100% Recycled Polystyrene
  - High Impact
  - Recommended blade 10" Blade, 200 Teeth
- RPS PRODUCT information can be found on page 53

Perfect Blade for RPS & DEM Mouldings  
**RPS-10-200**  
10" Blade, 200 Teeth

All dimensions are approximate.


COMMON MOULDINGS




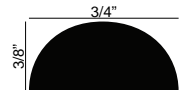
POLYURETHANE DEM MOULDINGS • POLYSTYRENE RPS MOULDINGS



**SHOE MOULDING**  
**RPS-0127-07**  
Length: 96"



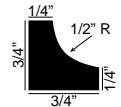
**HALF ROUND**  
**RPS-0052 (8 ft.)**  
**RPS-0052-12 (12 ft.)**



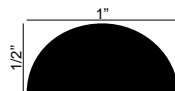
**QUARTER ROUND**  
**RPS-0105 (8 ft.)**  
**RPS-0105-12 (12 ft.)**



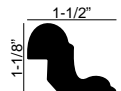
**SCOTIA MOULDING**  
**RPS-0093 (8 ft.)**  
**RPS-0093-12 (12 ft.)**



**HALF ROUND**  
**RPS-0120 (8 ft.)**  
**RPS-0120-12 (12 ft.)**



**FOR 1/2" BOARD**  
**RPS-0494**  
Length: 96" for 1/2" board



- 100% Recycled Polystyrene
- High Impact
- Recommended blade 10" Blade, 200 Teeth

RPS PRODUCT information can be found on page 53

Perfect Blade for RPS & DEM Mouldings  
**RPS-10-200**  
10" Blade, 200 Teeth

All dimensions are approximate.



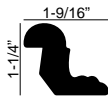
COMMON MOULDINGS



POLYURETHANE DEM MOULDINGS • POLYSTYRENE RPS MOULDINGS




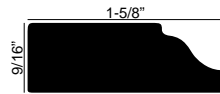
**CAP/BACKBAND**  
**RPS-0490** (8 ft.)  
**RPS-0490-12** (12 ft.)  
 Length: 96" for 3/4" board



**ANGLE MOULDING**  
**RPS-2205** (8 ft.)  
**RPS-2205-12** (12 ft.)



**DOOR STOP**  
**RPS-0935**  
 Length: 96"



- 100% Recycled Polystyrene
  - High Impact
  - Recommended blade 10" Blade, 200 Teeth
- RPS PRODUCT information can be found on page 53

Perfect Blade for RPS & DEM Mouldings  
**RPS-10-200**  
 10" Blade, 200 Teeth

All dimensions are approximate.

CASE MOULDINGS



POLYURETHANE DEM MOULDINGS • POLYSTYRENE RPS MOULDINGS



**RPS-0493-07**  
Length: 96"  
for 1/2" board



**RPS-0491-07**  
Length: 96"  
for 3/8" board



**RPS-0376**  
Length: 96"



Matches WM376



**RPS-0327**  
Length: 96"



Matches WM327



**RPS-0361**  
Length: 96"



Matches WM361



**CAP/BACKBAND**  
**RPS-0492-07**  
Length: 96" for 3/8" board



- 100% Recycled Polystyrene
  - High Impact
  - Recommended blade 10" Blade, 200 Teeth
- RPS PRODUCT information can be found on page 53

Perfect Blade for RPS & DEM Mouldings  
**RPS-10-200**  
10" Blade, 200 Teeth

All dimensions are approximate.

CASE MOULDINGS



POLYURETHANE DEM MOULDINGS • POLYSTYRENE RPS MOULDINGS



**DEM-430**  
\$17.00 per length  
(\$2.16 per ft.)  
Length: 94-1/2"



**DEM-396**  
\$41.25 per length  
(\$5.16 per ft.)  
Length: 96"



**DEM-394**  
\$37.85 per length  
(\$4.73 per ft.)  
Length: 96"  
Design Repeat: 1-1/2"



**RPS-0299**  
\$10.67 per length  
(\$1.33 per ft.)  
Length: 96"



Matches RB3



- 100% Recycled Polystyrene
  - High Impact
  - Recommended blade 10" Blade, 200 Teeth
- RPS PRODUCT information can be found on page 53

Perfect Blade for RPS & DEM Mouldings  
**RPS-10-200**  
10" Blade, 200 Teeth

All dimensions are approximate.

BASE MOULDINGS



POLYURETHANE DEM MOULDINGS • POLYSTYRENE RPS MOULDINGS



**RPS-0431**  
\$6.00 per length  
(\$0.75 per ft.)  
Length: 96"




**DEM-435**  
\$17.81 per length  
(\$2.26 per ft.)  
**DEM-435-F - Flexible**  
\$39.26 per length  
(\$4.99 per ft.)  
Length: 94-1/2"  
10" Max Radius  
on Flexible



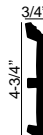
**RPS-4440**  
\$6.84 per length  
(\$0.86 per ft.)  
Length: 96"



**RPS-4450**  
\$9.07 per length  
(\$1.13 per ft.)  
Length: 96"



**RPS-4455**  
\$9.17 per length  
(\$1.15 per ft.)  
Length: 96"



**RPS-4475**  
\$11.95 per length  
(\$1.49 per ft.)  
Length: 96"



Matches WM163E



- 100% Recycled Polystyrene
  - High Impact
  - Recommended blade 10" Blade, 200 Teeth
- RPS PRODUCT information can be found on page 53

Perfect Blade for RPS & DEM Mouldings  
**RPS-10-200**  
10" Blade, 200 Teeth

All dimensions are approximate.

BASE MOULDINGS



POLYURETHANE DEM MOULDINGS • POLYSTYRENE RPS MOULDINGS



Corners available:  
DEM-485IC & DEM-485OC, see page 79

**DEM-485**  
Length: 94-1/2"



**RPS-4870**  
Length: 96"



**RPS-4887-OVER**  
Length: 96"



Fits Over Max 5" H x 9/16" Proj.



Cover up your old  
baseboards with  
RPS-4887-OVER



- 100% Recycled Polystyrene
  - High Impact
  - Recommended blade 10" Blade, 200 Teeth
- RPS PRODUCT information can be found on page T-2

Perfect Blade for RPS & DEM Mouldings  
**RPS-10-200**  
10" Blade, 200 Teeth

All dimensions are approximate.

## FLEXIBLE "MADE TO FIT" MOULDINGS

Achieve Radii Never Before Possible- Available In 6 Ft. to 12 Ft. Lengths in even 1 Ft. Increments

### IMPORTANT NOTES:

1. Material should be removed from box and stored flat when received. Allow it to come to room temperature 24 hours prior to installation.
2. For best results, the use of construction type adhesive in addition to pneumatic pin nailing is recommended. Use of tape or clamps may be helpful in securing the material in position while adhesives bond.
3. "Made-To-Fit" mouldings can be cut, shaped or sanded using normal woodworking equipment.
4. The use of water based stain such as Miniwax works well. Apply with brush or rag and wipe off. Additional coats may be applied if necessary to match wood. Be sure to allow first coat to dry completely before applying more stain. Finish with clear coat after staining.
5. All paints work well. Best results are seen when a primer coat is applied. When using Alkyd Enamels or Oil based Enamels a water base or Latex undercoat is required. Never paint before installation. The material is flexible and the paint may crack during installation.

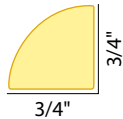
**\*PLEASE NOTE: Flexible Mouldings May Shrink Up To 2% During Manufacturing (slightly more on larger profiles) in Size Compared To Rigid Mouldings.**

**FLEXIBLE MOULDINGS ARE A NON-STOCK ITEM & HAVE A 3 WEEK LEAD TIME. EACH PIECE IS CUSTOM MADE, AND DEPENDING ON APPLICATION, RADIUS INFORMATION AND OR TEMPLATES MAY BE REQUIRED.**

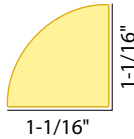
### T-WM108



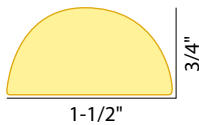
### T-WM105



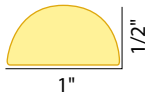
### T-WM103



### C-NJ714



### T-WM120



### C-BB6



### C-SM425

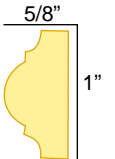


### DEM-303 - 96"

Must be purchased in full length pieces

### DEM-303F - Flexible - 93"

Must be purchased in full length pieces

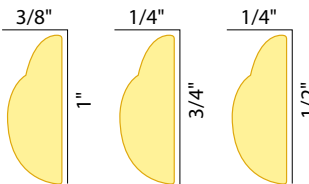


Max Radius 8"  
Design Repeat: 7/8"

### DE-903 (1"W x 3/8" Thick)

### DE-904 (3/4"W x 1/4" Thick)

### DE-905 (1/2"W x 1/4" Thick)



Part #	Description
A-2	2 oz. Adhesive (Approx 50' med bead)
AA-2	2 oz. Adhesive Accelerator (Approx 150' Coverage)

### 3/4" THICK

### T-1X225 (3/4" x 2-1/4")

### T-WM1X4 (3/4" x 3-1/2")

### T-WM1X5 (3/4" x 4-1/2")

### T-WM1X6 (3/4" x 5-1/2")

### T-WM1X8 (3/4" x 7-1/4")



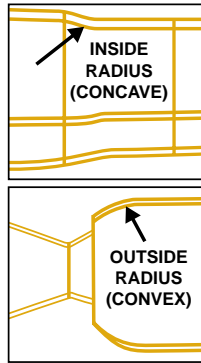
**\* BECAUSE EACH PIECE IS MADE TO ORDER, THESE MOULDINGS ARE NON-RETURNABLE.**

**IMPORTANT: Due to Raw Material Fluctuation, Catalog Prices Below May Not Be Accurate. GO TO WWW.OUTWATER.COM FOR THE MOST UP-TO-DATE PRICES**

FLEXIBLE “MADE TO FIT” MOULDINGS

**Concave (Inside) / Convex (Outside) Radius Applications:**

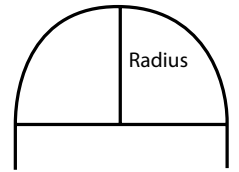
Although radius information may not be required for this application, profiles can not achieve a tighter radius than 3 times the width of the moulding. Example: A 3" wide moulding can achieve a radius of no tighter than 9". Attempting to do so may result in cracking.



**Casing Applications:**

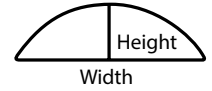
**Half Round:**

When ordering half circle radius casing, measure the distance across the opening at the widest point. This is the diameter of the circle (see diagram). The radius (height) dimension should be one half the length of the diameter. Specify the radius on your order.



**Eyebrow:**

When ordering arches or arcs (also called eyebrows or sectionals), measure the height and width of the arch (see diagram). Specify these dimensions when ordering. Templates must be furnished when ordering elliptical and oval casings.

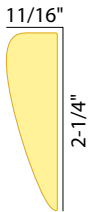


**Elliptical:**

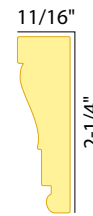
Template required.



**T-WM327**



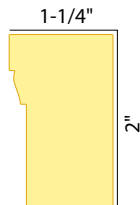
**T-WM376**



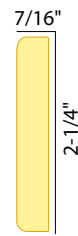
**T-SL311**



**T-WM180.**



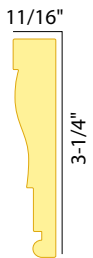
**T-WM493.**



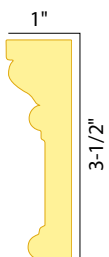
**T-WM356**



**T-WM445**



**T-RB300**



*Please Inquire for our Powder Coated Balusters*

**\* BECAUSE EACH PIECE IS MADE TO ORDER, THESE MOULDINGS ARE NON-RETURNABLE.**

**IMPORTANT: Due to Raw Material Fluctuation, Catalog Prices Below May Not Be Accurate.  
GO TO WWW.OUTWATER.COM FOR THE MOST UP-TO-DATE PRICES**



*The Resin Artisan Collection is an exquisite line of ornamentation products born of a hybrid technology. Hardwood Maples & Resins are combined to achieve the most intricate & crisp detailing available.*

*These products are as easy to work with as wood while having several advantages over wood alone.*

*The hybrid technology allows for consistent density without knots, warping or cupping.*

*All standard woodworking tools & glues can be used just as with wood.*

*The non-porous resin absorbs stains evenly, resulting in a beautifully uniform finish & color.*

*Experience the exquisite detailing & easy to work with material of The Resin Artisan Collection.*

- Hybrid Technology
- Consistency of Material & Finish
- Ease of Use
- Unparalleled Detailing
- Over 1300 Castings/Designs
- Endless Applications



RESIN ARTISAN COLLECTION

FRIEZE & CROWN MOULDINGS



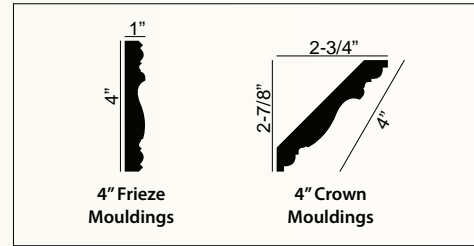
**FRIEZE**  
**42-404A-FRZ**

Design Repeat: 2-3/4"  
Thickness: 1"  
Width: 4"

**CROWN**  
**51-404A-MLD**

Design Repeat: 2-3/4"  
Thickness: 1"  
Width: 4"

- The Design & Detail of these mouldings are made from a mixture of polymers, contoured onto a Hardwood substrate.
- Can be painted with any quality latex or oil based product. When staining, use a non-penetrating gel stain.
- Mouldings are available in 5 ft. and 10 ft. lengths.



**FRIEZE**  
**42-404B-FRZ**

Design Repeat: 3-1/4"  
Thickness: 1"  
Width: 4"

**CROWN**  
**51-404B-MLD**

Design Repeat: 3-1/4"  
Thickness: 1"  
Width: 4"



**FRIEZE**  
**42-404C-FRZ**

Design Repeat: 4"  
Thickness: 1"  
Width: 4"

**CROWN**  
**51-404C-MLD**

Design Repeat: 4"  
Thickness: 1"  
Width: 4"



**FRIEZE**  
**42-404D-FRZ**

Design Repeat: 10-1/2"  
Thickness: 1"  
Width: 4"

**CROWN**  
**51-404D-MLD**

Design Repeat: 10-1/2"  
Thickness: 1"  
Width: 4"



**FRIEZE**  
**42-404E-FRZ**

Design Repeat: 6-3/4"  
Thickness: 1"  
Width: 4"

**CROWN**  
**51-404E-MLD**

Design Repeat: 6-3/4"  
Thickness: 1"  
Width: 4"

RESIN ARTISAN COLLECTION

FRIEZE & CROWN MOULDINGS



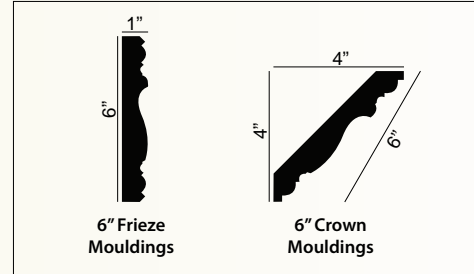
**FRIEZE**  
**42-406A-FRZ**

Design Repeat: 3-3/4"  
Thickness: 1"  
Width: 6"

**CROWN**  
**51-406A-MLD**

Design Repeat: 3-3/4"  
Thickness: 1"  
Width: 6"

- The Design & Detail of these mouldings are made from a mixture of polymers, contoured onto a Hardwood substrate.
- Can be painted with any quality latex or oil based product. When staining, use a non-penetrating gel stain.
- Mouldings are available in 5 ft. and 10 ft. lengths.



**FRIEZE**  
**42-406B-FRZ**

Design Repeat: 4-7/8"  
Thickness: 1"  
Width: 6"

**CROWN**  
**51-406B-MLD**

Design Repeat: 4-7/8"  
Thickness: 1"  
Width: 6"



**FRIEZE**  
**42-406C-FRZ**

Design Repeat: 6-3/8"  
Thickness: 1"  
Width: 6"

**CROWN**  
**51-406C-MLD**

Design Repeat: 6-3/8"  
Thickness: 1"  
Width: 6"



**FRIEZE**  
**42-406D-FRZ**

Design Repeat: 19"  
Thickness: 1"  
Width: 6"

**CROWN**  
**51-406D-MLD**

Design Repeat: 19"  
Thickness: 1"  
Width: 6"



**FRIEZE**  
**42-406E-FRZ**

Design Repeat: 7-3/4"  
Thickness: 1"  
Width: 6"

**CROWN**  
**51-406E-MLD**

Design Repeat: 7-3/4"  
Thickness: 1"  
Width: 6"

RESIN ARTISAN COLLECTION

FRIEZE & CROWN MOULDINGS



**FRIEZE**  
**42-408A-FRZ**

Design Repeat: 5-1/4"  
Thickness: 1"  
Width: 8"

**CROWN**  
**51-408A-MLD**

Design Repeat: 5-1/4"  
Thickness: 1"  
Width: 8"

- The Design & Detail of these mouldings are made from a mixture of polymers, contoured onto a Hardwood substrate.
- Can be painted with any quality latex or oil based product. When staining, use a non-penetrating gel stain.
- Mouldings are available in 5 ft. and 10 ft. lengths.

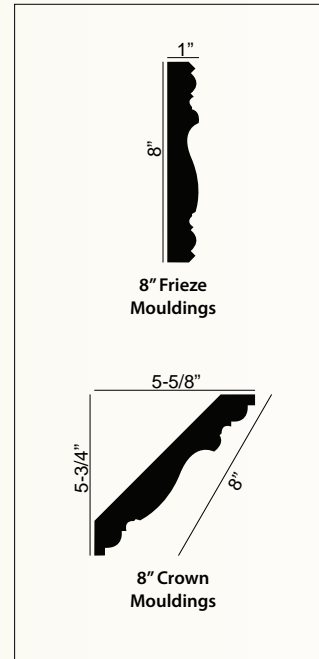


**FRIEZE**  
**42-408B-FRZ**

Design Repeat: 6-1/2"  
Thickness: 1"  
Width: 8"

**CROWN**  
**51-408B-MLD**

Design Repeat: 6-1/2"  
Thickness: 1"  
Width: 8"



**FRIEZE**  
**42-408C-FRZ**

Design Repeat: 7-14"  
Thickness: 1"  
Width: 8"

**CROWN**  
**51-408C-MLD**

Design Repeat: 7-14"  
Thickness: 1"  
Width: 8"



**FRIEZE**  
**42-408E-FRZ**

Design Repeat: 11"  
Thickness: 1"  
Width: 8"

**CROWN**  
**51-408E-MLD**

Design Repeat: 11"  
Thickness: 1"  
Width: 8"

RESIN ARTISAN COLLECTION

FRIEZE & CROWN MOULDINGS



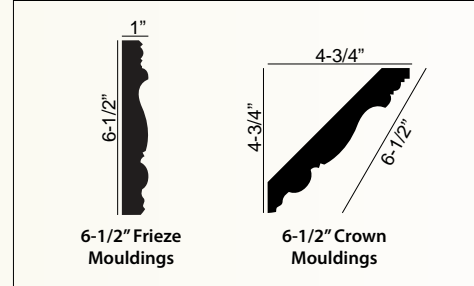
**FRIEZE**  
**42-1-430A-1-FRZ**

Top Repeat: 3-3/4"  
Bottom Repeat: 1-3/4"  
Thickness: 1"  
Width: 6-1/2"

**CROWN**  
**51-430A-1-MLD**

Top Repeat: 3-3/4"  
Bottom Repeat: 1-3/4"  
Thickness: 1"  
Width: 6-1/2"

- The Design & Detail of these mouldings are made from a mixture of polymers, contoured onto a Hardwood substrate.
- Can be painted with any quality latex or oil based product. When staining, use a non-penetrating gel stain.
- Mouldings are available in 5 ft. and 10 ft. lengths.



**FRIEZE**  
**42-2-430A-2-FRZ**

Top Repeat: 3-3/4"  
Bottom Repeat: 7-1/2"  
Thickness: 1"  
Width: 6-1/2"

**CROWN**  
**51-430A-2-MLD**

Top Repeat: 3-3/4"  
Bottom Repeat: 7-1/2"  
Thickness: 1"  
Width: 6-1/2"



**FRIEZE**  
**42-3-430A-3-FRZ**

Top Repeat: 3-3/4"  
Bottom Repeat: 11-1/4"  
Thickness: 1"  
Width: 6-1/2"

**CROWN**  
**51-430A-3-MLD**

Top Repeat: 3-3/4"  
Bottom Repeat: 11-1/4"  
Thickness: 1"  
Width: 6-1/2"



**FRIEZE**  
**42-4-430A-4-FRZ**

Top Repeat: 3-3/4"  
Bottom Repeat: 4-1/2"  
Thickness: 1"  
Width: 6-1/2"

**CROWN**  
**51-430A-4-MLD**

Top Repeat: 3-3/4"  
Bottom Repeat: 4-1/2"  
Thickness: 1"  
Width: 6-1/2"



**FRIEZE**  
**42-5-430A-5-FRZ**

Top Repeat: 3-3/4"  
Bottom Repeat: 1-1/4"  
Thickness: 1"  
Width: 6-1/2"

**CROWN**  
**51-430A-5-MLD**

Top Repeat: 3-3/4"  
Bottom Repeat: 1-1/4"  
Thickness: 1"  
Width: 6-1/2"

RESIN ARTISAN COLLECTION

FRIEZE & CROWN MOULDINGS



**FRIEZE**  
**42-6-430A-6-FRZ**

Top Repeat: 3-3/4"  
Bottom Repeat: 7"  
Thickness: 1"  
Width: 6-1/2"

**CROWN**  
**51-430A-6-MLD**

Top Repeat: 3-3/4"  
Bottom Repeat: 7"  
Thickness: 1"  
Width: 6-1/2"

- The Design & Detail of these mouldings are made from a mixture of polymers, contoured onto a Hardwood substrate.
- Can be painted with any quality latex or oil based product. When staining, use a non-penetrating gel stain.
- Mouldings are available in 5 ft. and 10 ft. lengths.

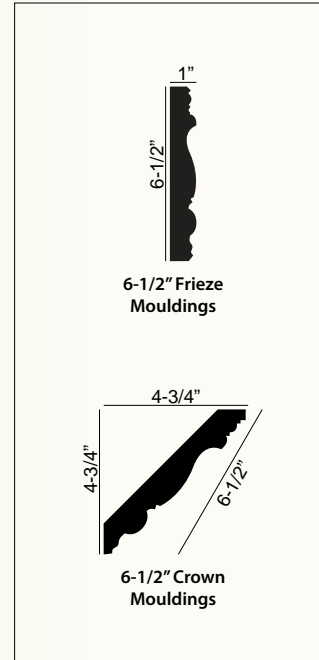


**FRIEZE**  
**42-7-430A-7-FRZ**

Top Repeat: 3-3/4"  
Bottom Repeat: 1-1/4"  
Thickness: 1"  
Width: 6-1/2"

**CROWN**  
**51-430A-7-MLD**

Top Repeat: 3-3/4"  
Bottom Repeat: 1-1/4"  
Thickness: 1"  
Width: 6-1/2"



**FRIEZE**  
**42-8-430A-8-FRZ**

Top Repeat: 3-3/4"  
Bottom Repeat: 1-1/4"  
Thickness: 1"  
Width: 6-1/2"

**CROWN**  
**51-430A-8-MLD**

Top Repeat: 3-3/4"  
Bottom Repeat: 1-1/4"  
Thickness: 1"  
Width: 6-1/2"



**FRIEZE**  
**42-9-430A-9-FRZ**

Top Repeat: 3-3/4"  
Bottom Repeat: 1-1/2"  
Thickness: 1"  
Width: 6-1/2"

**CROWN**  
**51-430A-9-MLD**

Top Repeat: 3-3/4"  
Bottom Repeat: 1-1/2"  
Thickness: 1"  
Width: 6-1/2"

RESIN ARTISAN COLLECTION

FRIEZE & CROWN MOULDINGS



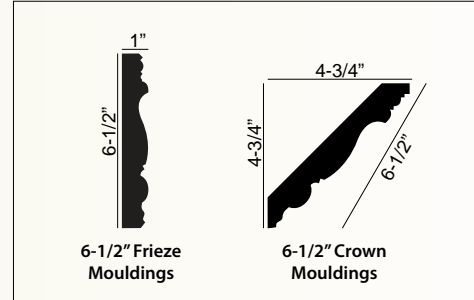
**FRIEZE**  
**42-1-430B-1-FRZ**

Top Repeat: 4-7/8"  
Bottom Repeat: 1-3/4"  
Thickness: 1"  
Width: 6-1/2"

**CROWN**  
**51-430B-1-MLD**

Top Repeat: 4-7/8"  
Bottom Repeat: 1-3/4"  
Thickness: 1"  
Width: 6-1/2"

- The Design & Detail of these mouldings are made from a mixture of polymers, contoured onto a Hardwood substrate.
- Can be painted with any quality latex or oil based product. When staining, use a non-penetrating gel stain.
- Mouldings are available in 5 ft. and 10 ft. lengths.



**FRIEZE**  
**42-2-430B-2-FRZ**

Top Repeat: 4-7/8"  
Bottom Repeat: 7-1/2"  
Thickness: 1"  
Width: 6-1/2"

**CROWN**  
**51-430B-2-MLD**

Top Repeat: 4-7/8"  
Bottom Repeat: 7-1/2"  
Thickness: 1"  
Width: 6-1/2"



**FRIEZE**  
**42-3-430B-3-FRZ**

Top Repeat: 4-7/8"  
Bottom Repeat: 11-1/4"  
Thickness: 1"  
Width: 6-1/2"

**CROWN**  
**51-430B-3-MLD**

Top Repeat: 4-7/8"  
Bottom Repeat: 11-1/4"  
Thickness: 1"  
Width: 6-1/2"



**FRIEZE**  
**42-4-430B-4-FRZ**

Top Repeat: 4-7/8"  
Bottom Repeat: 4-1/2"  
Thickness: 1"  
Width: 6-1/2"

**CROWN**  
**51-430B-4-MLD**

Top Repeat: 4-7/8"  
Bottom Repeat: 4-1/2"  
Thickness: 1"  
Width: 6-1/2"



**FRIEZE**  
**42-5-430B-5-FRZ**

Top Repeat: 4-7/8"  
Bottom Repeat: 1-1/4"  
Thickness: 1"  
Width: 6-1/2"

**CROWN**  
**51-430B-5-MLD**

Top Repeat: 4-7/8"  
Bottom Repeat: 1-1/4"  
Thickness: 1"  
Width: 6-1/2"

RESIN ARTISAN COLLECTION

FRIEZE & CROWN MOULDINGS



**FRIEZE**  
**42-6-430B-6-FRZ**

Top Repeat: 4-7/8"  
Bottom Repeat: 7"  
Thickness: 1"  
Width: 6-1/2"

**CROWN**  
**51-430B-6-MLD**

Top Repeat: 4-7/8"  
Bottom Repeat: 7"  
Thickness: 1"  
Width: 6-1/2"

- The Design & Detail of these mouldings are made from a mixture of polymers, contoured onto a Hardwood substrate.
- Can be painted with any quality latex or oil based product. When staining, use a non-penetrating gel stain.
- Mouldings are available in 5 ft. and 10 ft. lengths.

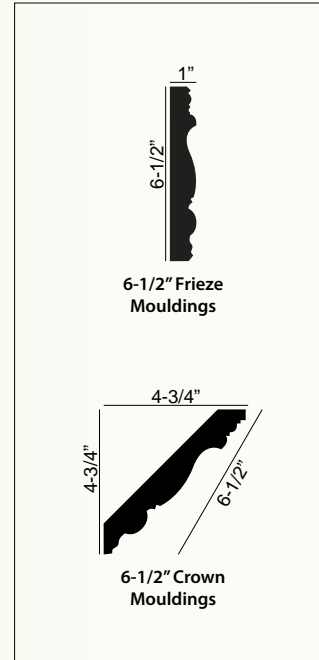


**FRIEZE**  
**42-7-430B-7-FRZ**

Top Repeat: 4-7/8"  
Bottom Repeat: 1-1/4"  
Thickness: 1"  
Width: 6-1/2"

**CROWN**  
**51-430B-7-MLD**

Top Repeat: 4-7/8"  
Bottom Repeat: 1-1/4"  
Thickness: 1"  
Width: 6-1/2"



**FRIEZE**  
**42-8-430B-8-FRZ**

Top Repeat: 4-7/8"  
Bottom Repeat: 1-1/4"  
Thickness: 1"  
Width: 6-1/2"

**CROWN**  
**51-430B-8-MLD**

Top Repeat: 4-7/8"  
Bottom Repeat: 1-1/4"  
Thickness: 1"  
Width: 6-1/2"



**FRIEZE**  
**42-9-430B-9-FRZ**

Top Repeat: 4-7/8"  
Bottom Repeat: 1-1/2"  
Thickness: 1"  
Width: 6-1/2"

**CROWN**  
**51-430B-9-MLD**

Top Repeat: 4-7/8"  
Bottom Repeat: 1-1/2"  
Thickness: 1"  
Width: 6-1/2"

RESIN ARTISAN COLLECTION

FRIEZE & CROWN MOULDINGS



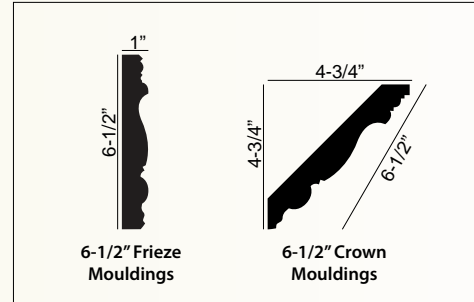
**FRIEZE**  
**42-1-430C-1-FRZ**

Top Repeat: 6-3/8"  
Bottom Repeat: 1-3/4"  
Thickness: 1"  
Width: 6-1/2"

**CROWN**  
**51-430C-1-MLD**

Top Repeat: 6-3/8"  
Bottom Repeat: 1-3/4"  
Thickness: 1"  
Width: 6-1/2"

- The Design & Detail of these mouldings are made from a mixture of polymers, contoured onto a Hardwood substrate.
- Can be painted with any quality latex or oil based product. When staining, use a non-penetrating gel stain.
- Mouldings are available in 5 ft. and 10 ft. lengths.



**FRIEZE**  
**42-2-430C-2-FRZ**

Top Repeat: 6-3/8"  
Bottom Repeat: 7-1/2"  
Thickness: 1"  
Width: 6-1/2"

**CROWN**  
**51-430C-2-MLD**

Top Repeat: 6-3/8"  
Bottom Repeat: 7-1/2"  
Thickness: 1"  
Width: 6-1/2"



**FRIEZE**  
**42-3-430C-3-FRZ**

Top Repeat: 6-3/8"  
Bottom Repeat: 11-1/4"  
Thickness: 1"  
Width: 6-1/2"

**CROWN**  
**51-430C-3-MLD**

Top Repeat: 6-3/8"  
Bottom Repeat: 11-1/4"  
Thickness: 1"  
Width: 6-1/2"



**FRIEZE**  
**42-4-430C-4-FRZ**

Top Repeat: 6-3/8"  
Bottom Repeat: 4-1/2"  
Thickness: 1"  
Width: 6-1/2"

**CROWN**  
**51-430C-4-MLD**

Top Repeat: 6-3/8"  
Bottom Repeat: 4-1/2"  
Thickness: 1"  
Width: 6-1/2"



**FRIEZE**  
**42-5-430C-5-FRZ**

Top Repeat: 6-3/8"  
Bottom Repeat: 1-1/4"  
Thickness: 1"  
Width: 6-1/2"

**CROWN**  
**51-430C-5-MLD**

Top Repeat: 6-3/8"  
Bottom Repeat: 1-1/4"  
Thickness: 1"  
Width: 6-1/2"



RESIN ARTISAN COLLECTION

FRIEZE & CROWN MOULDINGS

- The Design & Detail of these mouldings are made from a mixture of polymers, contoured onto a Hardwood substrate.
- Can be painted with any quality latex or oil based product. When staining, use a non-penetrating gel stain.
- Mouldings are available in 5 ft. and 10 ft. lengths.



**FRIEZE**  
**42-6-430C-6-FRZ**

Top Repeat: 6-3/8"  
Bottom Repeat: 7"  
Thickness: 1"  
Width: 6-1/2"

**CROWN**  
**51-430C-6-MLD**

Top Repeat: 6-3/8"  
Bottom Repeat: 7"  
Thickness: 1"  
Width: 6-1/2"



**FRIEZE**  
**42-7-430C-7-FRZ**

Top Repeat: 6-3/8"  
Bottom Repeat: 1-1/4"  
Thickness: 1"  
Width: 6-1/2"

**CROWN**  
**51-430C-7-MLD**

Top Repeat: 6-3/8"  
Bottom Repeat: 1-1/4"  
Thickness: 1"  
Width: 6-1/2"



**FRIEZE**  
**42-8-430C-8-FRZ**

Top Repeat: 6-3/8"  
Bottom Repeat: 1-1/4"  
Thickness: 1"  
Width: 6-1/2"

**CROWN**  
**51-430C-8-MLD**

Top Repeat: 6-3/8"  
Bottom Repeat: 1-1/4"  
Thickness: 1"  
Width: 6-1/2"

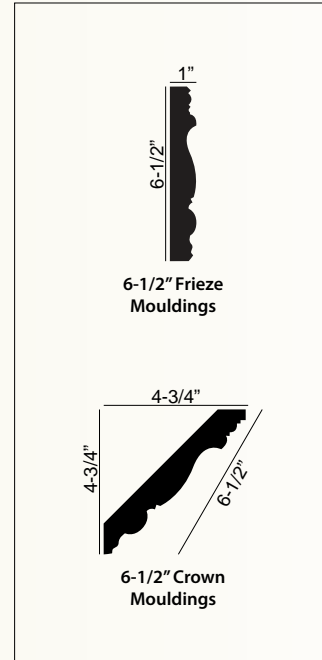


**FRIEZE**  
**42-9-430B-9-FRZ**


Top Repeat: 6-3/8"  
Bottom Repeat: 1-1/2"  
Thickness: 1"  
Width: 6-1/2"

**CROWN**  
**51-430C-9-MLD**

Top Repeat: 6-3/8"  
Bottom Repeat: 1-1/2"  
Thickness: 1"  
Width: 6-1/2"



**IMPORTANT: Due to Raw Material Fluctuation, Catalog Prices Below May Not Be Accurate.  
GO TO WWW.OUTWATER.COM FOR THE MOST UP-TO-DATE PRICES**



RESIN ARTISAN COLLECTION

FRIEZE & CROWN MOULDINGS



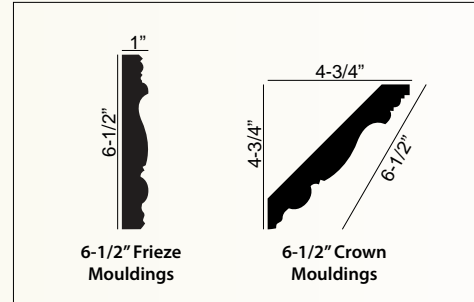
**FRIEZE**  
**42-1-430D-1-FRZ**

Top Repeat: 19"  
Bottom Repeat: 1-3/4"  
Thickness: 1"  
Width: 6-1/2"

**CROWN**  
**51-430D-1-MLD**

Top Repeat: 19"  
Bottom Repeat: 1-3/4"  
Thickness: 1"  
Width: 6-1/2"

- The Design & Detail of these mouldings are made from a mixture of polymers, contoured onto a Hardwood substrate.
- Can be painted with any quality latex or oil based product. When staining, use a non-penetrating gel stain.
- Mouldings are available in 5 ft. and 10 ft. lengths.



**FRIEZE**  
**42-2-430D-2-FRZ**

Top Repeat: 19"  
Bottom Repeat: 7-1/2"  
Thickness: 1"  
Width: 6-1/2"

**CROWN**  
**51-430D-2-MLD**

Top Repeat: 19"  
Bottom Repeat: 7-1/2"  
Thickness: 1"  
Width: 6-1/2"



**FRIEZE**  
**42-3-430D-3-FRZ**

Top Repeat: 19"  
Bottom Repeat: 11-1/4"  
Thickness: 1"  
Width: 6-1/2"

**CROWN**  
**51-430D-3-MLD**

Top Repeat: 19"  
Bottom Repeat: 11-1/4"  
Thickness: 1"  
Width: 6-1/2"



**FRIEZE**  
**42-4-430D-4-FRZ**

Top Repeat: 19"  
Bottom Repeat: 4-1/2"  
Thickness: 1"  
Width: 6-1/2"

**CROWN**  
**51-430D-4-MLD**

Top Repeat: 19"  
Bottom Repeat: 4-1/2"  
Thickness: 1"  
Width: 6-1/2"



**FRIEZE**  
**42-5-430D-5-FRZ**

Top Repeat: 19"  
Bottom Repeat: 1-1/4"  
Thickness: 1"  
Width: 6-1/2"

**CROWN**  
**51-430D-5-MLD**

Top Repeat: 19"  
Bottom Repeat: 1-1/4"  
Thickness: 1"  
Width: 6-1/2"

RESIN ARTISAN COLLECTION

FRIEZE & CROWN MOULDINGS



**FRIEZE**  
**42-6-430D-6-FRZ**

Top Repeat: 19"  
Bottom Repeat: 7"  
Thickness: 1"  
Width: 6-1/2"

**CROWN**  
**51-430D-6-MLD**

Top Repeat: 19"  
Bottom Repeat: 7"  
Thickness: 1"  
Width: 6-1/2"



**FRIEZE**  
**42-7-430D-7-FRZ**

Top Repeat: 19"  
Bottom Repeat: 1-1/4"  
Thickness: 1"  
Width: 6-1/2"

**CROWN**  
**51-430D-7-MLD**

Top Repeat: 19"  
Bottom Repeat: 1-1/4"  
Thickness: 1"  
Width: 6-1/2"



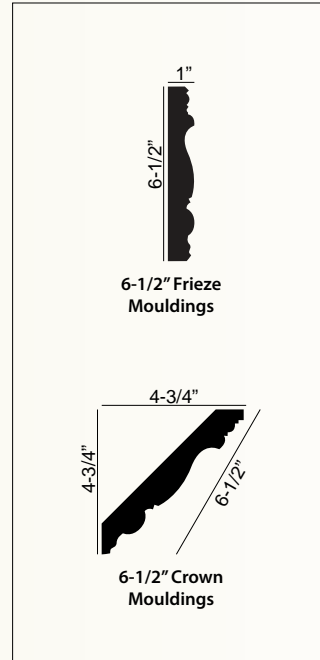
**FRIEZE**  
**42-8-430D-8-FRZ**

Top Repeat: 19"  
Bottom Repeat: 1-1/4"  
Thickness: 1"  
Width: 6-1/2"

**CROWN**  
**51-430D-8-MLD**

Top Repeat: 19"  
Bottom Repeat: 1-1/4"  
Thickness: 1"  
Width: 6-1/2"

- The Design & Detail of these mouldings are made from a mixture of polymers, contoured onto a Hardwood substrate.
- Can be painted with any quality latex or oil based product. When staining, use a non-penetrating gel stain.
- Mouldings are available in 5 ft. and 10 ft. lengths.



**FRIEZE**  
**42-9-430D-9-FRZ**

Top Repeat: 19"  
Bottom Repeat: 1-1/2"  
Thickness: 1"  
Width: 6-1/2"

**CROWN**  
**51-430D-9-MLD**

Top Repeat: 19"  
Bottom Repeat: 1-1/2"  
Thickness: 1"  
Width: 6-1/2"

RESIN ARTISAN COLLECTION

FRIEZE & CROWN MOULDINGS



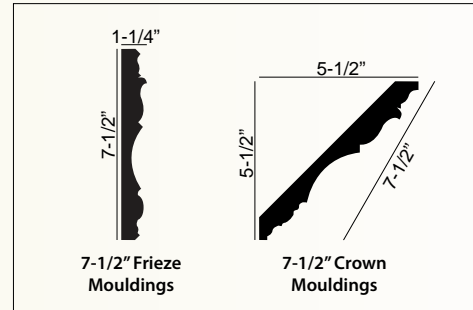
**FRIEZE**  
**42-1-440A-1-FRZ**

Top Repeat: 2-3/4"  
Bottom Repeat: 1-3/4"  
Thickness: 1-1/4"  
Width: 7-1/2"

**CROWN**  
**51-440A-1-MLD**

Top Repeat: 2-3/4"  
Bottom Repeat: 1-3/4"  
Thickness: 1-1/4"  
Width: 7-1/2"

- The Design & Detail of these mouldings are made from a mixture of polymers, contoured onto a Hardwood substrate.
- Can be painted with any quality latex or oil based product. When staining, use a non-penetrating gel stain.
- Mouldings are available in 5 ft. and 10 ft. lengths.



**FRIEZE**  
**42-2-440A-2-FRZ**

Top Repeat: 2-3/4"  
Bottom Repeat: 7-1/2"  
Thickness: 1-1/4"  
Width: 7-1/2"

**CROWN**  
**51-440A-2-MLD**

Top Repeat: 2-3/4"  
Bottom Repeat: 7-1/2"  
Thickness: 1-1/4"  
Width: 7-1/2"



**FRIEZE**  
**42-3-440A-3-FRZ**

Top Repeat: 2-3/4"  
Bottom Repeat: 11-1/4"  
Thickness: 1-1/4"  
Width: 7-1/2"

**CROWN**  
**51-440A-3-MLD**

Top Repeat: 2-3/4"  
Bottom Repeat: 11-1/4"  
Thickness: 1-1/4"  
Width: 7-1/2"



**FRIEZE**  
**42-4-440A-4-FRZ**

Top Repeat: 2-3/4"  
Bottom Repeat: 4-1/2"  
Thickness: 1-1/4"  
Width: 7-1/2"

**CROWN**  
**51-440A-4-MLD**

Top Repeat: 2-3/4"  
Bottom Repeat: 4-1/2"  
Thickness: 1-1/4"  
Width: 7-1/2"



**FRIEZE**  
**42-5-440A-5-FRZ**

Top Repeat: 2-3/4"  
Bottom Repeat: 1-1/4"  
Thickness: 1-1/4"  
Width: 7-1/2"

**CROWN**  
**51-440A-5-MLD**

Top Repeat: 2-3/4"  
Bottom Repeat: 1-1/4"  
Thickness: 1-1/4"  
Width: 7-1/2"

RESIN ARTISAN COLLECTION

FRIEZE & CROWN MOULDINGS



**FRIEZE**  
**42-6-440A-6-FRZ**

Top Repeat: 2-3/4"  
Bottom Repeat: 7"  
Thickness: 1-1/4"  
Width: 7-1/2"

**CROWN**  
**51-440A-6-MLD**

Top Repeat: 2-3/4"  
Bottom Repeat: 7"  
Thickness: 1-1/4"  
Width: 7-1/2"

- The Design & Detail of these mouldings are made from a mixture of polymers, contoured onto a Hardwood substrate.
- Can be painted with any quality latex or oil based product. When staining, use a non-penetrating gel stain.
- Mouldings are available in 5 ft. and 10 ft. lengths.

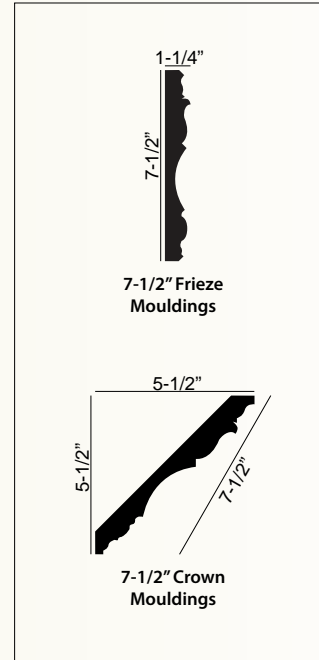


**FRIEZE**  
**42-7-440A-7-FRZ**

Top Repeat: 2-3/4"  
Bottom Repeat: 1-1/4"  
Thickness: 1-1/4"  
Width: 7-1/2"

**CROWN**  
**51-440A-7-MLD**

Top Repeat: 2-3/4"  
Bottom Repeat: 1-1/4"  
Thickness: 1-1/4"  
Width: 7-1/2"



**FRIEZE**  
**42-8-440A-8-FRZ**

Top Repeat: 2-3/4"  
Bottom Repeat: 1-1/4"  
Thickness: 1-1/4"  
Width: 7-1/2"

**CROWN**  
**51-440A-8-MLD**

Top Repeat: 2-3/4"  
Bottom Repeat: 1-1/4"  
Thickness: 1-1/4"  
Width: 7-1/2"



**FRIEZE**  
**42-9-440A-9-FRZ**

Top Repeat: 2-3/4"  
Bottom Repeat: 1-1/2"  
Thickness: 1-1/4"  
Width: 7-1/2"

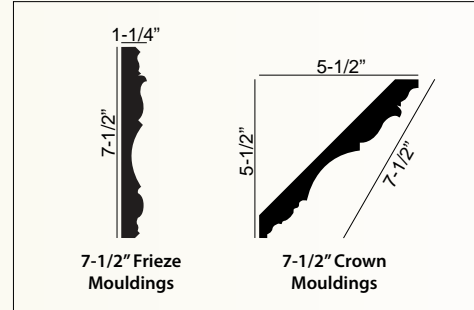
**CROWN**  
**51-440A-9-MLD**

Top Repeat: 2-3/4"  
Bottom Repeat: 1-1/2"  
Thickness: 1-1/4"  
Width: 7-1/2"

RESIN ARTISAN COLLECTION

FRIEZE & CROWN MOULDINGS

- The Design & Detail of these mouldings are made from a mixture of polymers, contoured onto a Hardwood substrate.
- Can be painted with any quality latex or oil based product. When staining, use a non-penetrating gel stain.
- Mouldings are available in 5 ft. and 10 ft. lengths.



**FRIEZE**  
**42-1-440B-1-FRZ**

Top Repeat: 3"  
Bottom Repeat: 1-3/4"  
Thickness: 1-1/4"  
Width: 7-1/2"

**CROWN**  
**51-440B-1-MLD**

Top Repeat: 3"  
Bottom Repeat: 1-3/4"  
Thickness: 1-1/4"  
Width: 7-1/2"



**FRIEZE**  
**42-2-440B-2-FRZ**

Top Repeat: 3"  
Bottom Repeat: 7-1/2"  
Thickness: 1-1/4"  
Width: 7-1/2"

**CROWN**  
**51-440B-2-MLD**

Top Repeat: 3"  
Bottom Repeat: 7-1/2"  
Thickness: 1-1/4"  
Width: 7-1/2"



**FRIEZE**  
**42-3-440B-3-FRZ**

Top Repeat: 3"  
Bottom Repeat: 11-1/4"  
Thickness: 1-1/4"  
Width: 7-1/2"

**CROWN**  
**51-440B-3-MLD**

Top Repeat: 3"  
Bottom Repeat: 11-1/4"  
Thickness: 1-1/4"  
Width: 7-1/2"



**FRIEZE**  
**42-4-440B-4-FRZ**

Top Repeat: 3"  
Bottom Repeat: 4-1/2"  
Thickness: 1-1/4"  
Width: 7-1/2"

**CROWN**  
**51-440B-4-MLD**

Top Repeat: 3"  
Bottom Repeat: 4-1/2"  
Thickness: 1-1/4"  
Width: 7-1/2"



**FRIEZE**  
**42-5-440B-5-FRZ**

Top Repeat: 3"  
Bottom Repeat: 1-1/4"  
Thickness: 1-1/4"  
Width: 7-1/2"

**CROWN**  
**51-440B-5-MLD**

Top Repeat: 3"  
Bottom Repeat: 1-1/4"  
Thickness: 1-1/4"  
Width: 7-1/2"

RESIN ARTISAN COLLECTION

FRIEZE & CROWN MOULDINGS



**FRIEZE**  
**42-6-440B-6-FRZ**

Top Repeat: 3"  
Bottom Repeat: 7"  
Thickness: 1-1/4"  
Width: 7-1/2"

**CROWN**  
**51-440B-6-MLD**

Top Repeat: 3"  
Bottom Repeat: 7"  
Thickness: 1-1/4"  
Width: 7-1/2"



**FRIEZE**  
**42-7-440B-7-FRZ**

Top Repeat: 3"  
Bottom Repeat: 1-1/4"  
Thickness: 1-1/4"  
Width: 7-1/2"

**CROWN**  
**51-440B-7-MLD**

Top Repeat: 3"  
Bottom Repeat: 1-1/4"  
Thickness: 1-1/4"  
Width: 7-1/2"



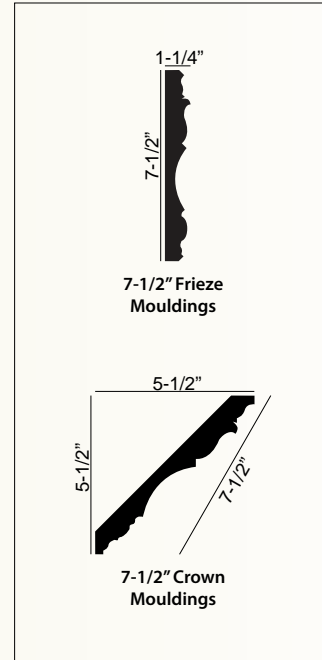
**FRIEZE**  
**42-8-440B-8-FRZ**

Top Repeat: 3"  
Bottom Repeat: 1-1/4"  
Thickness: 1-1/4"  
Width: 7-1/2"

**CROWN**  
**51-440B-8-MLD**

Top Repeat: 3"  
Bottom Repeat: 1-1/4"  
Thickness: 1-1/4"  
Width: 7-1/2"

- The Design & Detail of these mouldings are made from a mixture of polymers, contoured onto a Hardwood substrate.
- Can be painted with any quality latex or oil based product. When staining, use a non-penetrating gel stain.
- Mouldings are available in 5 ft. and 10 ft. lengths.



**FRIEZE**  
**42-9-440B-9-FRZ**

Top Repeat: 3"  
Bottom Repeat: 1-1/2"  
Thickness: 1-1/4"  
Width: 7-1/2"

**CROWN**  
**51-440B-9-MLD**

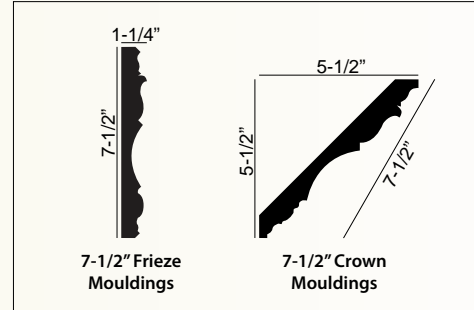
Top Repeat: 3"  
Bottom Repeat: 1-1/2"  
Thickness: 1-1/4"  
Width: 7-1/2"



RESIN ARTISAN COLLECTION

FRIEZE & CROWN MOULDINGS

- The Design & Detail of these mouldings are made from a mixture of polymers, contoured onto a Hardwood substrate.
- Can be painted with any quality latex or oil based product. When staining, use a non-penetrating gel stain.
- Mouldings are available in 5 ft. and 10 ft. lengths.



**FRIEZE**  
**42-1-440C-1-FRZ**

Top Repeat: 3-3/4"  
Bottom Repeat: 1-3/4"  
Thickness: 1-1/4"  
Width: 7-1/2"

**CROWN**  
**51-440C-1-MLD**

Top Repeat: 3-3/4"  
Bottom Repeat: 1-3/4"  
Thickness: 1-1/4"  
Width: 7-1/2"



**FRIEZE**  
**42-2-440C-2-FRZ**

Top Repeat: 3-3/4"  
Bottom Repeat: 7-1/2"  
Thickness: 1-1/4"  
Width: 7-1/2"

**CROWN**  
**51-440C-2-MLD**

Top Repeat: 3-3/4"  
Bottom Repeat: 7-1/2"  
Thickness: 1-1/4"  
Width: 7-1/2"



**FRIEZE**  
**42-3-440C-3-FRZ**

Top Repeat: 3-3/4"  
Bottom Repeat: 11-1/4"  
Thickness: 1-1/4"  
Width: 7-1/2"

**CROWN**  
**51-440C-3-MLD**

Top Repeat: 3-3/4"  
Bottom Repeat: 11-1/4"  
Thickness: 1-1/4"  
Width: 7-1/2"



**FRIEZE**  
**42-4-440C-4-FRZ**

Top Repeat: 3-3/4"  
Bottom Repeat: 4-1/2"  
Thickness: 1-1/4"  
Width: 7-1/2"

**CROWN**  
**51-440C-4-MLD**

Top Repeat: 3-3/4"  
Bottom Repeat: 4-1/2"  
Thickness: 1-1/4"  
Width: 7-1/2"



**FRIEZE**  
**42-5-440C-5-FRZ**

Top Repeat: 3-3/4"  
Bottom Repeat: 1-1/4"  
Thickness: 1-1/4"  
Width: 7-1/2"

**CROWN**  
**51-440C-5-MLD**

Top Repeat: 3-3/4"  
Bottom Repeat: 1-1/4"  
Thickness: 1-1/4"  
Width: 7-1/2"

RESIN ARTISAN COLLECTION

FRIEZE & CROWN MOULDINGS



**FRIEZE**  
**42-6-440C-6-FRZ**

Top Repeat: 3-3/4"  
Bottom Repeat: 7"  
Thickness: 1-1/4"  
Width: 7-1/2"

**CROWN**  
**51-440C-6-MLD**

Top Repeat: 3-3/4"  
Bottom Repeat: 7"  
Thickness: 1-1/4"  
Width: 7-1/2"



**FRIEZE**  
**42-7-440C-7-FRZ**

Top Repeat: 3-3/4"  
Bottom Repeat: 1-1/4"  
Thickness: 1-1/4"  
Width: 7-1/2"

**CROWN**  
**51-440C-7-MLD**

Top Repeat: 3-3/4"  
Bottom Repeat: 1-1/4"  
Thickness: 1-1/4"  
Width: 7-1/2"



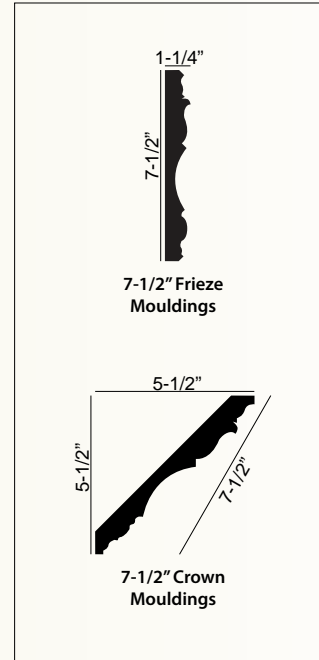
**FRIEZE**  
**42-8-440C-8-FRZ**

Top Repeat: 3-3/4"  
Bottom Repeat: 1-1/4"  
Thickness: 1-1/4"  
Width: 7-1/2"

**CROWN**  
**51-440C-8-MLD**

Top Repeat: 3-3/4"  
Bottom Repeat: 1-1/4"  
Thickness: 1-1/4"  
Width: 7-1/2"

- The Design & Detail of these mouldings are made from a mixture of polymers, contoured onto a Hardwood substrate.
- Can be painted with any quality latex or oil based product. When staining, use a non-penetrating gel stain.
- Mouldings are available in 5 ft. and 10 ft. lengths.



**FRIEZE**  
**42-9-440C-9-FRZ**

Top Repeat: 3-3/4"  
Bottom Repeat: 1-1/2"  
Thickness: 1-1/4"  
Width: 7-1/2"

**CROWN**  
**51-440C-9-MLD**

Top Repeat: 3-3/4"  
Bottom Repeat: 1-1/2"  
Thickness: 1-1/4"  
Width: 7-1/2"

**IMPORTANT: Due to Raw Material Fluctuation, Catalog Prices Below May Not Be Accurate.  
GO TO WWW.OUTWATER.COM FOR THE MOST UP-TO-DATE PRICES**



RESIN ARTISAN COLLECTION

FRIEZE & CROWN MOULDINGS



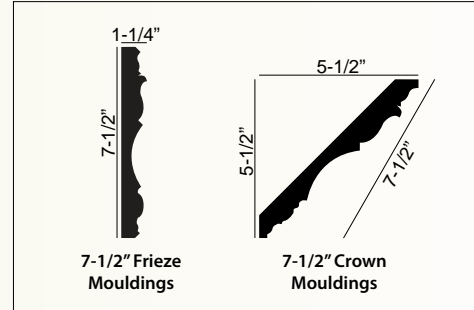
**FRIEZE**  
**42-1-440D-1-FRZ**

Top Repeat: 10-1/2"  
Bottom Repeat: 1-3/4"  
Thickness: 1-1/4"  
Width: 7-1/2"

**CROWN**  
**51-440D-1-MLD**

Top Repeat: 10-1/2"  
Bottom Repeat: 1-3/4"  
Thickness: 1-1/4"  
Width: 7-1/2"

- The Design & Detail of these mouldings are made from a mixture of polymers, contoured onto a Hardwood substrate.
- Can be painted with any quality latex or oil based product. When staining, use a non-penetrating gel stain.
- Mouldings are available in 5 ft. and 10 ft. lengths.



**FRIEZE**  
**42-2-440D-2-FRZ**

Top Repeat: 10-1/2"  
Bottom Repeat: 7-1/2"  
Thickness: 1-1/4"  
Width: 7-1/2"

**CROWN**  
**51-440D-2-MLD**

Top Repeat: 10-1/2"  
Bottom Repeat: 7-1/2"  
Thickness: 1-1/4"  
Width: 7-1/2"



**FRIEZE**  
**42-3-440D-3-FRZ**

Top Repeat: 10-1/2"  
Bottom Repeat: 11-1/4"  
Thickness: 1-1/4"  
Width: 7-1/2"

**CROWN**  
**51-440D-3-MLD**

Top Repeat: 10-1/2"  
Bottom Repeat: 11-1/4"  
Thickness: 1-1/4"  
Width: 7-1/2"



**FRIEZE**  
**42-4-440D-4-FRZ**

Top Repeat: 10-1/2"  
Bottom Repeat: 4-1/2"  
Thickness: 1-1/4"  
Width: 7-1/2"

**CROWN**  
**51-440D-4-MLD**

Top Repeat: 10-1/2"  
Bottom Repeat: 4-1/2"  
Thickness: 1-1/4"  
Width: 7-1/2"



**FRIEZE**  
**42-5-440D-5-FRZ**

Top Repeat: 10-1/2"  
Bottom Repeat: 1-1/4"  
Thickness: 1-1/4"  
Width: 7-1/2"

**CROWN**  
**51-440D-5-MLD**

Top Repeat: 10-1/2"  
Bottom Repeat: 1-1/4"  
Thickness: 1-1/4"  
Width: 7-1/2"

RESIN ARTISAN COLLECTION

FRIEZE & CROWN MOULDINGS



- The Design & Detail of these mouldings are made from a mixture of polymers, contoured onto a Hardwood substrate.
- Can be painted with any quality latex or oil based product. When staining, use a non-penetrating gel stain.
- Mouldings are available in 5 ft. and 10 ft. lengths.

**FRIEZE**  
**42-6-440D-6-FRZ**

Top Repeat: 10-1/2"  
Bottom Repeat: 7"  
Thickness: 1-1/4"  
Width: 7-1/2"

**CROWN**  
**51-440D-6-MLD**

Top Repeat: 10-1/2"  
Bottom Repeat: 7"  
Thickness: 1-1/4"  
Width: 7-1/2"

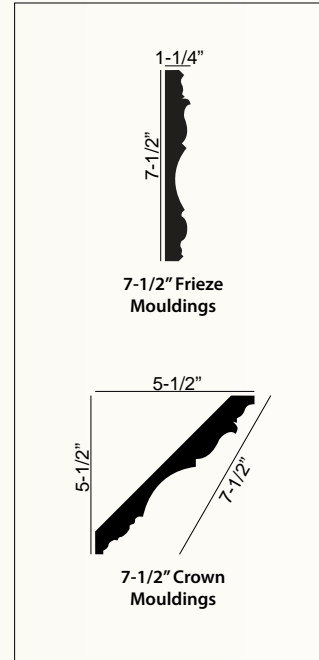


**FRIEZE**  
**42-7-440D-7-FRZ**

Top Repeat: 10-1/2"  
Bottom Repeat: 1-1/4"  
Thickness: 1-1/4"  
Width: 7-1/2"

**CROWN**  
**51-440D-7-MLD**

Top Repeat: 10-1/2"  
Bottom Repeat: 1-1/4"  
Thickness: 1-1/4"  
Width: 7-1/2"



**FRIEZE**  
**42-8-440D-8-FRZ**

Top Repeat: 10-1/2"  
Bottom Repeat: 1-1/4"  
Thickness: 1-1/4"  
Width: 7-1/2"

**CROWN**  
**51-440D-8-MLD**

Top Repeat: 10-1/2"  
Bottom Repeat: 1-1/4"  
Thickness: 1-1/4"  
Width: 7-1/2"



**FRIEZE**  
**42-9-440D-9-FRZ**

Top Repeat: 10-1/2"  
Bottom Repeat: 1-1/2"  
Thickness: 1-1/4"  
Width: 7-1/2"

**CROWN**  
**51-440D-9-MLD**

Top Repeat: 10-1/2"  
Bottom Repeat: 1-1/2"  
Thickness: 1-1/4"  
Width: 7-1/2"

RESIN ARTISAN COLLECTION

FRIEZE & CROWN MOULDINGS



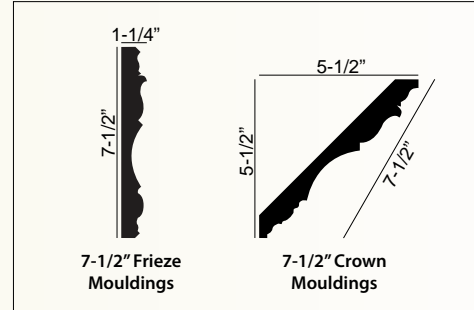
**FRIEZE**  
**42-1-440E-1-FRZ**

Top Repeat: 8"  
Bottom Repeat: 1-3/4"  
Thickness: 1-1/4"  
Width: 7-1/2"

**CROWN**  
**51-440E-1-MLD**

Top Repeat: 8"  
Bottom Repeat: 1-3/4"  
Thickness: 1-1/4"  
Width: 7-1/2"

- The Design & Detail of these mouldings are made from a mixture of polymers, contoured onto a Hardwood substrate.
- Can be painted with any quality latex or oil based product. When staining, use a non-penetrating gel stain.
- Mouldings are available in 5 ft. and 10 ft. lengths.



**FRIEZE**  
**42-2-440E-2-FRZ**

Top Repeat: 8"  
Bottom Repeat: 7-1/2"  
Thickness: 1-1/4"  
Width: 7-1/2"

**CROWN**  
**51-440E-2-MLD**

Top Repeat: 8"  
Bottom Repeat: 7-1/2"  
Thickness: 1-1/4"  
Width: 7-1/2"



**FRIEZE**  
**42-3-440E-3-FRZ**

Top Repeat: 8"  
Bottom Repeat: 11-1/4"  
Thickness: 1-1/4"  
Width: 7-1/2"

**CROWN**  
**51-440E-3-MLD**

Top Repeat: 8"  
Bottom Repeat: 11-1/4"  
Thickness: 1-1/4"  
Width: 7-1/2"



**FRIEZE**  
**42-4-440E-4-FRZ**

Top Repeat: 8"  
Bottom Repeat: 4-1/2"  
Thickness: 1-1/4"  
Width: 7-1/2"

**CROWN**  
**51-440E-4-MLD**

Top Repeat: 8"  
Bottom Repeat: 4-1/2"  
Thickness: 1-1/4"  
Width: 7-1/2"



**FRIEZE**  
**42-5-440E-5-FRZ**

Top Repeat: 8"  
Bottom Repeat: 1-1/4"  
Thickness: 1-1/4"  
Width: 7-1/2"

**CROWN**  
**51-440E-5-MLD**

Top Repeat: 8"  
Bottom Repeat: 1-1/4"  
Thickness: 1-1/4"  
Width: 7-1/2"

RESIN ARTISAN COLLECTION

FRIEZE & CROWN MOULDINGS



**FRIEZE**  
**42-6-440E-6-FRZ**

Top Repeat: 8"  
Bottom Repeat: 7"  
Thickness: 1-1/4"  
Width: 7-1/2"

**CROWN**  
**51-440E-6-MLD**

Top Repeat: 8"  
Bottom Repeat: 7"  
Thickness: 1-1/4"  
Width: 7-1/2"

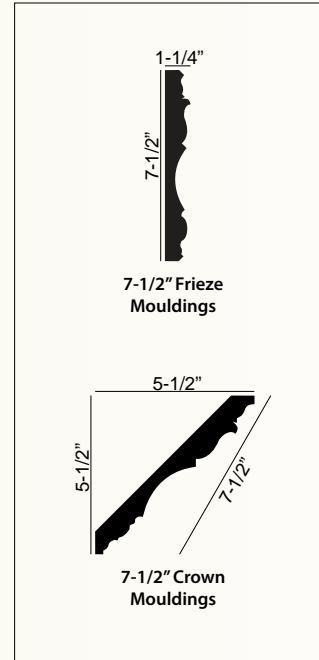


**FRIEZE**  
**42-7-440E-7-FRZ**

Top Repeat: 8"  
Bottom Repeat: 1-1/4"  
Thickness: 1-1/4"  
Width: 7-1/2"

**CROWN**  
**51-440E-7-MLD**

Top Repeat: 8"  
Bottom Repeat: 1-1/4"  
Thickness: 1-1/4"  
Width: 7-1/2"



**FRIEZE**  
**42-8-440E-8-FRZ**

Top Repeat: 8"  
Bottom Repeat: 1-1/4"  
Thickness: 1-1/4"  
Width: 7-1/2"

**CROWN**  
**51-440E-8-MLD**

Top Repeat: 8"  
Bottom Repeat: 1-1/4"  
Thickness: 1-1/4"  
Width: 7-1/2"



**FRIEZE**  
**42-9-440E-9-FRZ**

Top Repeat: 8"  
Bottom Repeat: 1-1/2"  
Thickness: 1-1/4"  
Width: 7-1/2"

**CROWN**  
**51-440E-9-MLD**

Top Repeat: 8"  
Bottom Repeat: 1-1/2"  
Thickness: 1-1/4"  
Width: 7-1/2"

- The Design & Detail of these mouldings are made from a mixture of polymers, contoured onto a Hardwood substrate.
- Can be painted with any quality latex or oil based product. When staining, use a non-penetrating gel stain.
- Mouldings are available in 5 ft. and 10 ft. lengths.

RESIN ARTISAN COLLECTION

FRIEZE & CROWN MOULDINGS



**FRIEZE**  
**42-1-480A-1-FRZ**

Top Repeat: 5-1/4"  
Bottom Repeat: 2-1/2"  
Thickness: 1-1/2"  
Width: 10"

**CROWN**  
**51-480A-1-MLD**

Top Repeat: 5-1/4"  
Bottom Repeat: 2-1/2"  
Thickness: 1-1/2"  
Width: 10"



**FRIEZE**  
**42-2-480A-2-FRZ**

Top Repeat: 5-1/4"  
Bottom Repeat: 11-1/2"  
Thickness: 1-1/2"  
Width: 10"

**CROWN**  
**51-480A-2-MLD**

Top Repeat: 5-1/4"  
Bottom Repeat: 11-1/2"  
Thickness: 1-1/2"  
Width: 10"



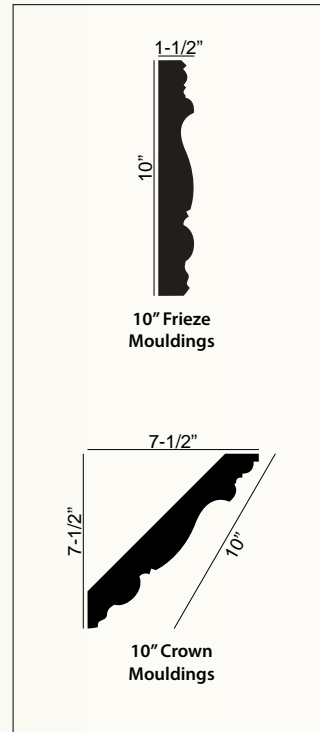
**FRIEZE**  
**42-3-480A-3-FRZ**

Top Repeat: 5-1/4"  
Bottom Repeat: 16-1/2"  
Thickness: 1-1/2"  
Width: 10"

**CROWN**  
**51-480A-3-MLD**

Top Repeat: 5-1/4"  
Bottom Repeat: 16-1/2"  
Thickness: 1-1/2"  
Width: 10"

- The Design & Detail of these mouldings are made from a mixture of polymers, contoured onto a Hardwood substrate.
- Can be painted with any quality latex or oil based product. When staining, use a non-penetrating gel stain.
- Mouldings are available in 5 ft. and 10 ft. lengths.



**FRIEZE**  
**42-4-480A-4-FRZ**

Top Repeat: 5-1/4"  
Bottom Repeat: 5-1/4"  
Thickness: 1-1/2"  
Width: 10"

**CROWN**  
**51-480A-4-MLD**

Top Repeat: 5-1/4"  
Bottom Repeat: 5-1/4"  
Thickness: 1-1/2"  
Width: 10"



RESIN ARTISAN COLLECTION

FRIEZE & CROWN MOULDINGS



**FRIEZE**  
**42-5-480A-5-FRZ**

Top Repeat: 5-1/4"  
Bottom Repeat: 2"  
Thickness: 1-1/2"  
Width: 10"

**CROWN**  
**51-480A-5-MLD**

Top Repeat: 5-1/4"  
Bottom Repeat: 2"  
Thickness: 1-1/2"  
Width: 10"

- The Design & Detail of these mouldings are made from a mixture of polymers, contoured onto a Hardwood substrate.
- Can be painted with any quality latex or oil based product. When staining, use a non-penetrating gel stain.
- Mouldings are available in 5 ft. and 10 ft. lengths.

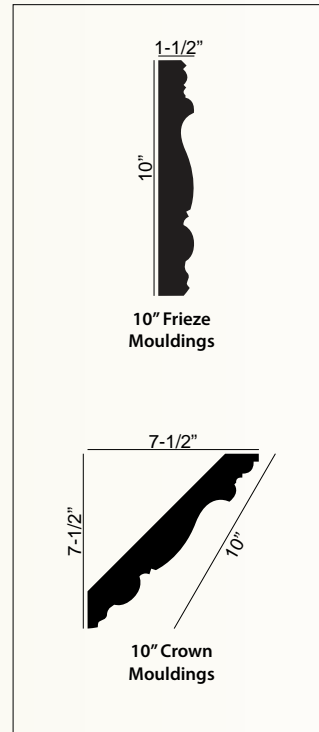


**FRIEZE**  
**42-6-480A-6-FRZ**

Top Repeat: 5-1/4"  
Bottom Repeat: 12"  
Thickness: 1-1/2"  
Width: 10"

**CROWN**  
**51-480A-6-MLD**

Top Repeat: 5-1/4"  
Bottom Repeat: 12"  
Thickness: 1-1/2"  
Width: 10"



**FRIEZE**  
**42-7-480A-7-FRZ**

Top Repeat: 5-1/4"  
Bottom Repeat: 2"  
Thickness: 1-1/2"  
Width: 10"

**CROWN**  
**51-480A-7-MLD**

Top Repeat: 5-1/4"  
Bottom Repeat: 2"  
Thickness: 1-1/2"  
Width: 10"



**FRIEZE**  
**42-8-480A-8-FRZ**

Top Repeat: 5-1/4"  
Bottom Repeat: 2-1/4"  
Thickness: 1-1/2"  
Width: 10"

**CROWN**  
**51-480A-8-MLD**

Top Repeat: 5-1/4"  
Bottom Repeat: 2-1/4"  
Thickness: 1-1/2"  
Width: 10"

RESIN ARTISAN COLLECTION

FRIEZE & CROWN MOULDINGS



**FRIEZE**  
**42-480B-1-FRZ**

Top Repeat: 6-1/2"  
Bottom Repeat: 2-1/2"  
Thickness: 1-1/2"  
Width: 10"

**CROWN**  
**51-480B-1-MLD**

Top Repeat: 6-1/2"  
Bottom Repeat: 2-1/2"  
Thickness: 1-1/2"  
Width: 10"



**FRIEZE**  
**42-480B-2-FRZ**

Top Repeat: 6-1/2"  
Bottom Repeat: 11-1/2"  
Thickness: 1-1/2"  
Width: 10"

**CROWN**  
**51-480B-2-MLD**

Top Repeat: 6-1/2"  
Bottom Repeat: 11-1/2"  
Thickness: 1-1/2"  
Width: 10"



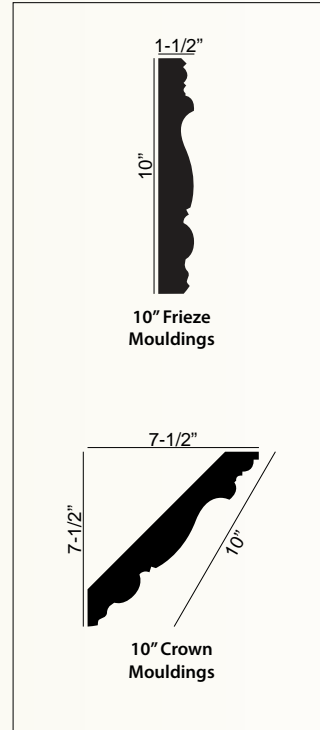
**FRIEZE**  
**42-480B-3-FRZ**

Top Repeat: 6-1/2"  
Bottom Repeat: 16-1/2"  
Thickness: 1-1/2"  
Width: 10"

**CROWN**  
**51-480B-3-MLD**

Top Repeat: 6-1/2"  
Bottom Repeat: 16-1/2"  
Thickness: 1-1/2"  
Width: 10"

- The Design & Detail of these mouldings are made from a mixture of polymers, contoured onto a Hardwood substrate.
- Can be painted with any quality latex or oil based product. When staining, use a non-penetrating gel stain.
- Mouldings are available in 5 ft. and 10 ft. lengths.



**FRIEZE**  
**42-480B-4-FRZ**

Top Repeat: 6-1/2"  
Bottom Repeat: 5-1/4"  
Thickness: 1-1/2"  
Width: 10"

**CROWN**  
**51-480B-4-MLD**

Top Repeat: 6-1/2"  
Bottom Repeat: 5-1/4"  
Thickness: 1-1/2"  
Width: 10"

RESIN ARTISAN COLLECTION

FRIEZE & CROWN MOULDINGS



**FRIEZE**  
**42-480B-5-FRZ**

Top Repeat: 6-1/2"  
Bottom Repeat: 2"  
Thickness: 1-1/2"  
Width: 10"

**CROWN**  
**51-480B-5-MLD**

Top Repeat: 6-1/2"  
Bottom Repeat: 2"  
Thickness: 1-1/2"  
Width: 10"



**FRIEZE**  
**42-480B-6-FRZ**

Top Repeat: 6-1/2"  
Bottom Repeat: 12"  
Thickness: 1-1/2"  
Width: 10"

**CROWN**  
**51-480B-6-MLD**

Top Repeat: 6-1/2"  
Bottom Repeat: 12"  
Thickness: 1-1/2"  
Width: 10"



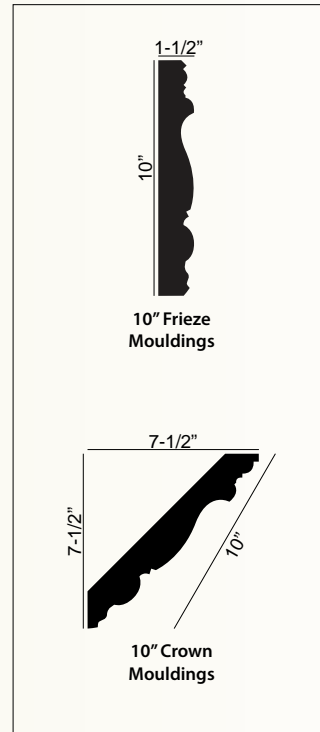
**FRIEZE**  
**42-480B-7-FRZ**

Top Repeat: 6-1/2"  
Bottom Repeat: 2"  
Thickness: 1-1/2"  
Width: 10"

**CROWN**  
**51-480B-7-MLD**

Top Repeat: 6-1/2"  
Bottom Repeat: 2"  
Thickness: 1-1/2"  
Width: 10"

- The Design & Detail of these mouldings are made from a mixture of polymers, contoured onto a Hardwood substrate.
- Can be painted with any quality latex or oil based product. When staining, use a non-penetrating gel stain.
- Mouldings are available in 5 ft. and 10 ft. lengths.



**FRIEZE**  
**42-480B-8-FRZ**

Top Repeat: 6-1/2"  
Bottom Repeat: 2-1/4"  
Thickness: 1-1/2"  
Width: 10"

**CROWN**  
**51-480B-8-MLD**

Top Repeat: 6-1/2"  
Bottom Repeat: 2-1/4"  
Thickness: 1-1/2"  
Width: 10"

RESIN ARTISAN COLLECTION

FRIEZE & CROWN MOULDINGS



**FRIEZE**  
**42-480C-1-FRZ**

Top Repeat: 7-1/4"  
Bottom Repeat: 2-1/2"  
Thickness: 1-1/2"  
Width: 10"

**CROWN**  
**51-480C-1-MLD**

Top Repeat: 7-1/4"  
Bottom Repeat: 2-1/2"  
Thickness: 1-1/2"  
Width: 10"



**FRIEZE**  
**42-480C-2-FRZ**

Top Repeat: 7-1/4"  
Bottom Repeat: 11-1/2"  
Thickness: 1-1/2"  
Width: 10"

**CROWN**  
**51-480C-2-MLD**

Top Repeat: 7-1/4"  
Bottom Repeat: 11-1/2"  
Thickness: 1-1/2"  
Width: 10"



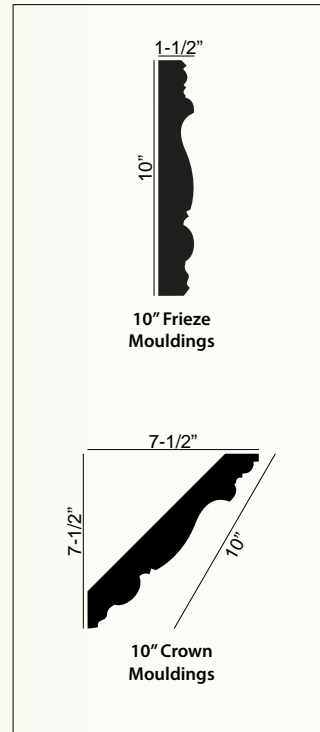
**FRIEZE**  
**42-480C-3-FRZ**

Top Repeat: 7-1/4"  
Bottom Repeat: 16-1/2"  
Thickness: 1-1/2"  
Width: 10"

**CROWN**  
**51-480C-3-MLD**

Top Repeat: 7-1/4"  
Bottom Repeat: 16-1/2"  
Thickness: 1-1/2"  
Width: 10"

- The Design & Detail of these mouldings are made from a mixture of polymers, contoured onto a Hardwood substrate.
- Can be painted with any quality latex or oil based product. When staining, use a non-penetrating gel stain.
- Mouldings are available in 5 ft. and 10 ft. lengths.



**FRIEZE**  
**42-480C-4-FRZ**

Top Repeat: 7-1/4"  
Bottom Repeat: 5-1/4"  
Thickness: 1-1/2"  
Width: 10"

**CROWN**  
**51-480C-4-MLD**

Top Repeat: 7-1/4"  
Bottom Repeat: 5-1/4"  
Thickness: 1-1/2"  
Width: 10"

RESIN ARTISAN COLLECTION

FRIEZE & CROWN MOULDINGS



**FRIEZE**  
**42-480C-5-FRZ**

Top Repeat: 7-1/4"  
Bottom Repeat: 2"  
Thickness: 1-1/2"  
Width: 10"

**CROWN**  
**51-480C-5-MLD**

Top Repeat: 7-1/4"  
Bottom Repeat: 2"  
Thickness: 1-1/2"  
Width: 10"



**FRIEZE**  
**42-480C-6-FRZ**

Top Repeat: 7-1/4"  
Bottom Repeat: 12"  
Thickness: 1-1/2"  
Width: 10"

**CROWN**  
**51-480C-6-MLD**

Top Repeat: 7-1/4"  
Bottom Repeat: 12"  
Thickness: 1-1/2"  
Width: 10"



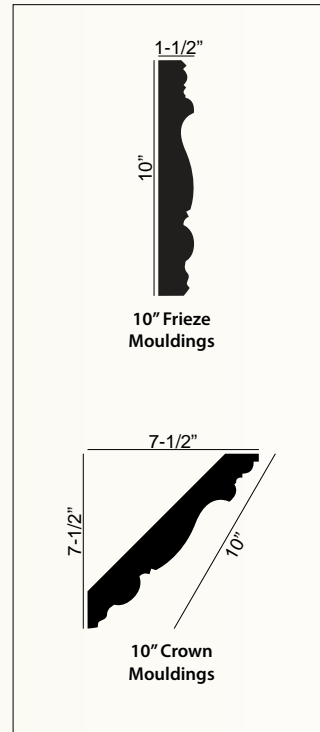
**FRIEZE**  
**42-480C-7-FRZ**

Top Repeat: 7-1/4"  
Bottom Repeat: 2"  
Thickness: 1-1/2"  
Width: 10"

**CROWN**  
**51-480C-7-MLD**

Top Repeat: 7-1/4"  
Bottom Repeat: 2"  
Thickness: 1-1/2"  
Width: 10"

- The Design & Detail of these mouldings are made from a mixture of polymers, contoured onto a Hardwood substrate.
- Can be painted with any quality latex or oil based product. When staining, use a non-penetrating gel stain.
- Mouldings are available in 5 ft. and 10 ft. lengths.



**FRIEZE**  
**42-480C-8-FRZ**

Top Repeat: 7-1/4"  
Bottom Repeat: 2-1/4"  
Thickness: 1-1/2"  
Width: 10"

**CROWN**  
**51-480C-8-MLD**

Top Repeat: 7-1/4"  
Bottom Repeat: 2-1/4"  
Thickness: 1-1/2"  
Width: 10"

**IMPORTANT: Due to Raw Material Fluctuation, Catalog Prices Below May Not Be Accurate.  
GO TO WWW.OUTWATER.COM FOR THE MOST UP-TO-DATE PRICES**



RESIN ARTISAN COLLECTION

FRIEZE & CROWN MOULDINGS



**FRIEZE**  
**42-480E-1-FRZ**

Top Repeat: 11"  
Bottom Repeat: 2-1/2"  
Thickness: 1-1/2"  
Width: 10"

**CROWN**  
**51-480E-1-MLD**

Top Repeat: 11"  
Bottom Repeat: 2-1/2"  
Thickness: 1-1/2"  
Width: 10"

- The Design & Detail of these mouldings are made from a mixture of polymers, contoured onto a Hardwood substrate.
- Can be painted with any quality latex or oil based product. When staining, use a non-penetrating gel stain.
- Mouldings are available in 5 ft. and 10 ft. lengths.

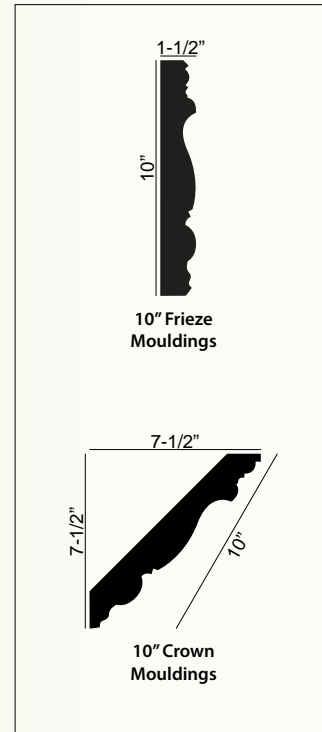


**FRIEZE**  
**42-480E-2-FRZ**

Top Repeat: 11"  
Bottom Repeat: 11-1/2"  
Thickness: 1-1/2"  
Width: 10"

**CROWN**  
**51-480E-2-MLD**

Top Repeat: 11"  
Bottom Repeat: 11-1/2"  
Thickness: 1-1/2"  
Width: 10"



**FRIEZE**  
**42-480E-3-FRZ**

Top Repeat: 11"  
Bottom Repeat: 16-1/2"  
Thickness: 1-1/2"  
Width: 10"

**CROWN**  
**51-480E-3-MLD**

Top Repeat: 11"  
Bottom Repeat: 16-1/2"  
Thickness: 1-1/2"  
Width: 10"



**FRIEZE**  
**42-480E-4-FRZ**

Top Repeat: 11"  
Bottom Repeat: 5-1/4"  
Thickness: 1-1/2"  
Width: 10"

**CROWN**  
**51-480E-4-MLD**

Top Repeat: 11"  
Bottom Repeat: 5-1/4"  
Thickness: 1-1/2"  
Width: 10"

RESIN ARTISAN COLLECTION

FRIEZE & CROWN MOULDINGS



**FRIEZE**  
**42-480E-5-FRZ**

Top Repeat: 11"  
Bottom Repeat: 2"  
Thickness: 1-1/2"  
Width: 10"

**CROWN**  
**51-480E-5-MLD**

Top Repeat: 11"  
Bottom Repeat: 2"  
Thickness: 1-1/2"  
Width: 10"



**FRIEZE**  
**42-480E-6-FRZ**

Top Repeat: 11"  
Bottom Repeat: 12"  
Thickness: 1-1/2"  
Width: 10"

**CROWN**  
**51-480E-6-MLD**

Top Repeat: 11"  
Bottom Repeat: 12"  
Thickness: 1-1/2"  
Width: 10"



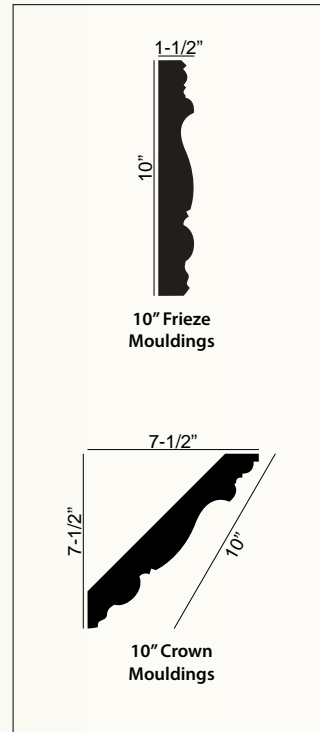
**FRIEZE**  
**42-480E-7-FRZ**

Top Repeat: 11"  
Bottom Repeat: 2"  
Thickness: 1-1/2"  
Width: 10"

**CROWN**  
**51-480E-7-MLD**

Top Repeat: 11"  
Bottom Repeat: 2"  
Thickness: 1-1/2"  
Width: 10"

- The Design & Detail of these mouldings are made from a mixture of polymers, contoured onto a Hardwood substrate.
- Can be painted with any quality latex or oil based product. When staining, use a non-penetrating gel stain.
- Mouldings are available in 5 ft. and 10 ft. lengths.



**FRIEZE**  
**42-480E-8-FRZ**

Top Repeat: 11"  
Bottom Repeat: 2-1/4"  
Thickness: 1-1/2"  
Width: 10"

**CROWN**  
**51-480E-8-MLD**

Top Repeat: 11"  
Bottom Repeat: 2-1/4"  
Thickness: 1-1/2"  
Width: 10"



**IMPORTANT: Due to Raw Material Fluctuation, Catalog Prices Below May Not Be Accurate.  
GO TO WWW.OUTWATER.COM FOR THE MOST UP-TO-DATE PRICES**



## WOOD MOULDINGS

NO TWO TREES GROW ALIKE. THAT IS WHY OUTWATER CAREFULLY SELECTS WOOD WITHOUT KNOTS, VOIDS, OR MINERAL STREAKS WHEN PRODUCING MOULDINGS.

OUR HIGH-END DECORATIVE SERIES REFLECTS THE SKILL AND CRAFTSMANSHIP UNMATCHED BY ANYONE IN THE INDUSTRY. THESE SOLID WOOD MOULDINGS ARE PRE-SANDED AND READY FOR STAIN. TO ENSURE YOU RECEIVE THE BEST QUALITY, EACH PIECE IS INSPECTED BEFORE AND AFTER CARVING. EXPLORE OUR BEAUTIFUL COLLECTION OF WOOD MOULDING.



WOOD MOULDINGS

**THE WOOD PLUS COLLECTION**

*Mouldings are available in 8 FT. lengths*

The design & detail of these mouldings is made from a mixture of polymers, contoured onto a soft wood substrate similar to pine.

- *Installs with standard woodworking tools.*
- *Can be painted/stained, using a non-penetrating gel stain.*

CROWNS



*Shown: Inside Corner (WPC-109-IC)*

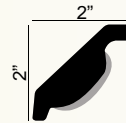
12" x 12"  
Inside/Outside Corners  
Also Available  
unless otherwise noted



*Shown: Inside Corner (WPC-109-OC)*

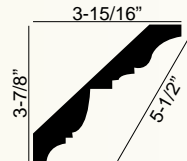


*Corners are not available in this item*



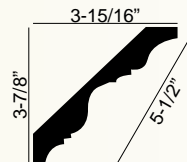
**EGG & DART**  
**CWM-2-C**

3" x 7/8"  
Design Repeat: 3"



**WPC-100**  
**INSIDE CORNER**  
**WPC-100-IC**  
**OUTSIDE CORNER**  
**WPC-100-OC**

Design Repeat: 1-3/4"  
Thickness: 7/8"



**WPC-103**  
**INSIDE CORNER**  
**WPC-103-IC**  
**OUTSIDE CORNER**  
**WPC-103-OC**

Design Repeat: 2-3/8"  
Thickness: 7/8"

## WOOD MOULDINGS

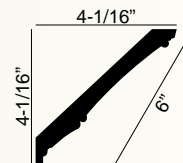
### THE WOOD PLUS COLLECTION

Mouldings are available in 8 FT. lengths

The design & detail of these mouldings is made from a mixture of polymers, contoured onto a soft wood substrate similar to pine.

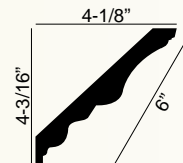
- Installs with standard woodworking tools.
- Can be painted/stained, using a non-penetrating gel stain.

#### CROWNS



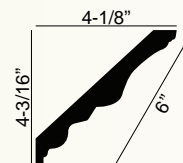
**WPC-106**  
**INSIDE CORNER**  
**WPC-106-IC**  
**OUTSIDE CORNER**  
**WPC-106-OC**

Design Repeat: 7-1/2"  
Thickness: 3/4"



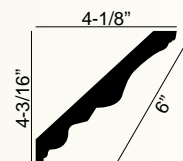
**WPC-109**  
**INSIDE CORNER**  
**WPC-109-IC**  
**OUTSIDE CORNER**  
**WPC-109-OC**

Design Repeat: 4-5/16"  
Thickness: 7/8"



**WPC-112**  
**INSIDE CORNER**  
**WPC-112-IC**  
**OUTSIDE CORNER**  
**WPC-112-OC**

Design Repeat: 4-5/16"  
Thickness: 7/8"



**WPC-115**  
**INSIDE CORNER**  
**WPC-115-IC**  
**OUTSIDE CORNER**  
**WPC-115-OC**

Design Repeat: 4-5/16"  
Thickness: 7/8"

## WOOD MOULDINGS

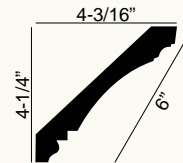
### THE WOOD PLUS COLLECTION

Mouldings are available in 8 FT. lengths

The design & detail of these mouldings is made from a mixture of polymers, contoured onto a soft wood substrate similar to pine.

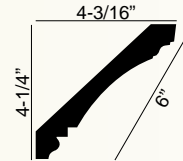
- Installs with standard woodworking tools.
- Can be painted/stained, using a non-penetrating gel stain.

#### CROWNS



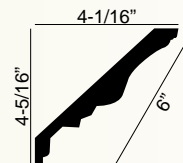
**WPC-118**  
**INSIDE CORNER**  
**WPC-118-IC**  
**OUTSIDE CORNER**  
**WPC-118-OC**

Design Repeat: 12-3/16"  
Thickness: 7/8"



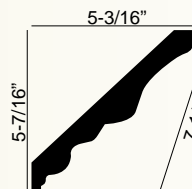
**WPC-121**  
**INSIDE CORNER**  
**WPC-121-IC**  
**OUTSIDE CORNER**  
**WPC-121-OC**

Design Repeat: 7-1/16"  
Thickness: 7/8"



**WPC-124**  
**INSIDE CORNER**  
**WPC-124-IC**  
**OUTSIDE CORNER**  
**WPC-124-OC**

Design Repeat: 4-5/16"  
Thickness: 7/8"



**WPC-127**  
**INSIDE CORNER**  
**WPC-127-IC**  
**OUTSIDE CORNER**  
**WPC-127-OC**

Design Repeat: 5-7/8"  
Thickness: 1-1/8"

WOOD MOULDINGS

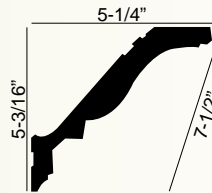
**THE WOOD PLUS COLLECTION**

*Mouldings are available in 8 FT. lengths*

The design & detail of these mouldings is made from a mixture of polymers, contoured onto a soft wood substrate similar to pine.

- Installs with standard woodworking tools.
- Can be painted/stained, using a non-penetrating gel stain.

CROWNS



**WPC-130**  
**INSIDE CORNER**  
**WPC-130-IC**  
**OUTSIDE CORNER**  
**WPC-130-OC**

Design Repeat: 7-1/16"  
 Thickness: 1-9/16"

PANELS



**WPC-300**

Design Repeat: 1-9/16"  
 Thickness: 5/8"



**WPC-303**

Design Repeat: 3/4"  
 Thickness: 5/8"

FRIEZES



**WPC-200**

Design Repeat: 8-1/4"  
 Thickness: 3/4"



**WPC-203**

Design Repeat: 9-7/16"  
 Thickness: 1"

**IMPORTANT: Due to Raw Material Fluctuation, Catalog Prices Below May Not Be Accurate.  
GO TO WWW.OUTWATER.COM FOR THE MOST UP-TO-DATE PRICES**

HAND CARVED SOLID NORTH AMERICAN  
HARDWOOD CROWN MOULDINGS

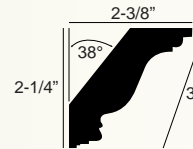


Mouldings Shown in Maple

**3" HAND CARVED  
HARDWOOD CROWN MOULDING**

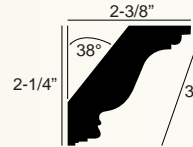
8 FT. LENGTHS, AVAILABLE IN  
HARD MAPLE, RED OAK, AND CHERRY.

*Matching Chair Rail Available  
see page 142*



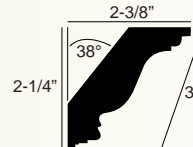
**Crown Moulding:**

**CRN3-R20-\***  
**Rose**  
Maple \*(M)  
Oak \*(OAK)  
Cherry \*(CH)



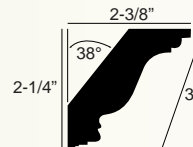
**Crown Moulding:**

**CRN3-AC50-\***  
**Acorn**  
Maple \*(M)  
Oak \*(OAK)  
Cherry \*(CH)



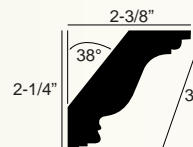
**Crown Moulding:**

**CRN3-A30-\***  
**Acanthus Leaf**  
Maple \*(M)  
Oak \*(OAK)  
Cherry \*(CH)



**Crown Moulding:**

**CRN3-F40-\***  
**Fruit**  
Maple \*(M)  
Oak \*(OAK)  
Cherry \*(CH)



**Crown Moulding:**

**CRN3-G10-\***  
**Grape**  
Maple \*(M)  
Oak \*(OAK)  
Cherry \*(CH)

**IMPORTANT: Due to Raw Material Fluctuation, Catalog Prices Below May Not Be Accurate. GO TO WWW.OUTWATER.COM FOR THE MOST UP-TO-DATE PRICES**

HAND CARVED SOLID NORTH AMERICAN HARDWOOD CROWN MOULDINGS

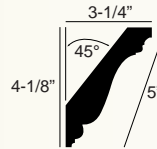


Mouldings Shown in Maple

**5" HAND CARVED  
HARDWOOD CROWN MOULDING**

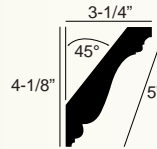
8 FT. LENGTHS, AVAILABLE IN  
HARD MAPLE, RED OAK, AND CHERRY.

*Matching Chair Rail Available  
see page 143*



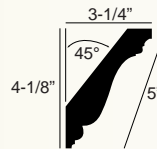
**Crown Moulding:**

**CRN5-R20-\***  
**Rose**  
Maple \*(M)  
Oak \*(OAK)  
Cherry \*(CH)



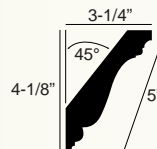
**Crown Moulding:**

**CRN5-AC50-\***  
**Acorn**  
Maple \*(M)  
Oak \*(OAK)  
Cherry \*(CH)



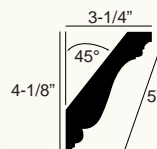
**Crown Moulding:**

**CRN5-A30-\***  
**Acanthus Leaf**  
Maple \*(M)  
Oak \*(OAK)  
Cherry \*(CH)



**Crown Moulding:**

**CRN5-F40-\***  
**Fruit**  
Maple \*(M)  
Oak \*(OAK)  
Cherry \*(CH)



**Crown Moulding:**

**CRN5-G10-\***  
**Grape**  
Maple \*(M)  
Oak \*(OAK)  
Cherry \*(CH)

**IMPORTANT: Due to Raw Material Fluctuation, Catalog Prices Below May Not Be Accurate.  
GO TO WWW.OUTWATER.COM FOR THE MOST UP-TO-DATE PRICES**

HAND CARVED SOLID NORTH AMERICAN  
HARDWOOD CHAIR RAIL



Mouldings Shown in Maple

**3" HAND CARVED  
HARDWOOD CHAIR RAIL**

8 FT. LENGTHS, AVAILABLE IN  
HARD MAPLE, RED OAK, AND CHERRY.

*Matching Crown Moulding Available  
see page 140*



**Chair Rail:**  
**CHR3-R20-\***  
**Rose**  
Maple \*(M)  
Oak \*(OAK)  
Cherry \*(CH)



**Chair Rail:**  
**CHR3-AC50-\***  
**Acorn**  
Maple \*(M)  
Oak \*(OAK)  
Cherry \*(CH)



**Chair Rail:**  
**CHR3-A30-\***  
**Acanthus Leaf**  
Maple \*(M)  
Oak \*(OAK)  
Cherry \*(CH)



**Chair Rail:**  
**CHR3-F40-\***  
**Fruit**  
Maple \*(M)  
Oak \*(OAK)  
Cherry \*(CH)



**Chair Rail:**  
**CHR3-G10-\***  
**Grape**  
Maple \*(M)  
Oak \*(OAK)  
Cherry \*(CH)



**IMPORTANT: Due to Raw Material Fluctuation, Catalog Prices Below May Not Be Accurate.  
GO TO WWW.OUTWATER.COM FOR THE MOST UP-TO-DATE PRICES**

HAND CARVED SOLID NORTH AMERICAN  
HARDWOOD CHAIR RAIL



Mouldings Shown in Maple

**5" HAND CARVED  
HARDWOOD CHAIR RAIL**

8 FT. LENGTHS, AVAILABLE IN  
HARD MAPLE, RED OAK, AND CHERRY.

*Matching Crown Moulding Available  
see page 141*



**Chair Rail:**

**CHR5-R20-\***

**Rose**

Maple \*(M)

Oak \*(OAK)

Cherry \*(CH)



**Chair Rail:**

**CHR5-AC50-\***

**Acorn**

Maple \*(M)

Oak \*(OAK)

Cherry \*(CH)



**Chair Rail:**

**CHR5-A30-\***

**Acanthus Leaf**

Maple \*(M)

Oak \*(OAK)

Cherry \*(CH)



**Chair Rail:**

**CHR5-F40-\***

**Fruit**

Maple \*(M)

Oak \*(OAK)

Cherry \*(CH)



**Chair Rail:**

**CHR5-G10-\***

**Grape**

Maple \*(M)

Oak \*(OAK)

Cherry \*(CH)

## WOOD MOULDINGS

### Poplar Hardwood • 8 FT. Lengths

Hand-selected and beautifully embossed, our collection of poplar wood mouldings include crown mouldings, baseboard mouldings, chair rails, casings, rosettes, and panel mouldings that come in 8-foot lengths. They are kiln dried to prevent warping and are visually inspected to minimize knots and mineral streaks. This triple sanded hardwood is paintable and stainable. For optimal results, use medium to dark stains.


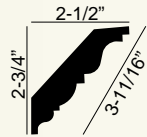


### CROWN MOULDING



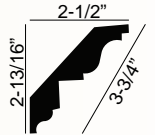
**ADM460-POP**

Design Repeat: 1-1/4"



**ADM455-POP**

Design Repeat: 7/8"




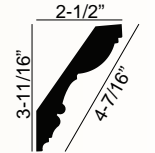
**ADM453-POP**

Design Repeat: 9/16"



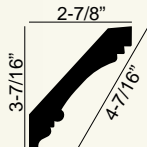
**ADM458-POP**

Design Repeat: 1-5/8"



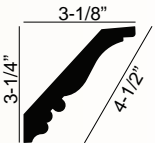
**ADM459-POP**

Design Repeat: 13/16"



**ADM472-POP**

Design Repeat: 2-7/8"



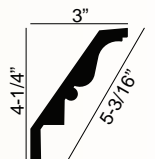
**ADM478-POP**

Design Repeat: 7-7/8"



**ADM457-POP**

Design Repeat: 1-5/8"



WOOD MOULDINGS

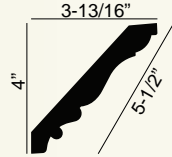
Poplar Hardwood • 8 FT. Lengths

**CROWN MOULDING**




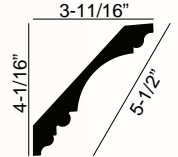
**ADM473-POP**

Design Repeat: 2-7/8"



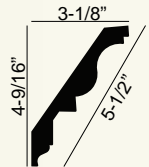
**ADM474-POP**

Design Repeat: 5/16"



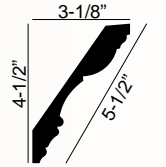
**ADM456-POP**

Design Repeat: 1-3/4"



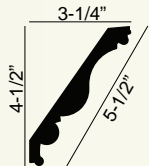
**ADM461-POP**

Design Repeat: 1-5/8"



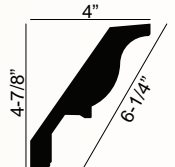
**ADM470-POP**

Design Repeat: 4"




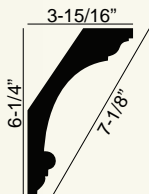
**ADM452-POP**

Design Repeat: 1-3/4"



**ADM462-POP**

No Design Repeat



WOOD MOULDINGS

Poplar Hardwood • 8 FT. Lengths

PANEL MOULDING

**ADM361-POP**

Design Repeat: 7/16"  
Lengths: 8 Ft.



**ADM360-POP**

Design Repeat: 1-9/16"  
Lengths: 8 Ft.




**ADM363-POP**

Design Repeat: 1-1/4"  
Lengths: 8 Ft.



**ADM364-POP**

Design Repeat: 1/4"  
Lengths: 8 Ft.



**ADM365-POP**

Design Repeat: 9/16"  
Lengths: 8 Ft.



**ADM354-POP**

Design Repeat: 1-7/16"  
Lengths: 8 Ft.



**ADM350-POP**

Design Repeat: 1-1/4"  
Lengths: 8 Ft.



**ADM351-POP**

Design Repeat: 3-1/16"  
Lengths: 8 Ft.



**ADM366-POP**

Design Repeat: 1-9/16"  
Lengths: 8 Ft.



Poplar Hardwood • 8 FT. Lengths

**CHAIR RAIL**



**ADM670A-POP**

Design Repeat: 3-7/8"



**ADM659-POP**

Design Repeat: 13/16"



**ADM650-POP**

Design Repeat: 1-1/8"



**ADM651-POP**

Design Repeat: 1/4"




**ADM653-POP**

Design Repeat: 1-5/8"



**ADM670B-POP**

Design Repeat: 5-5/8"



**ADM652-POP**

Design Repeat: 3/16"



**ADM655-POP**

Design Repeat: 1-1/16"



WOOD MOULDINGS

Poplar Hardwood • 8 FT. Lengths

**CHAIR RAIL**



**ADM674-POP**

Design Repeat: 1/4"



**ADM670C-POP**

Design Repeat: 7-3/16"



**ADM672-POP**

Design Repeat: 2-7/8"



**ADM678-POP**

Design Repeat: 7-7/8"



**BASEBOARD MOULDING**



**ADM270-POP**

Design Repeat: 3-7/8"



**ADM256-POP**

No Design Repeat



**ADM272-POP**

Design Repeat: 2-7/16"



**ADM278-POP**

Design Repeat: 7-13/16"



WOOD MOULDINGS

Poplar Hardwood • 8 FT. Lengths

CASING



**ADM176-POP**

Design Repeat: 1-3/8"



**ADM151-POP**

Design Repeat: 9/16"



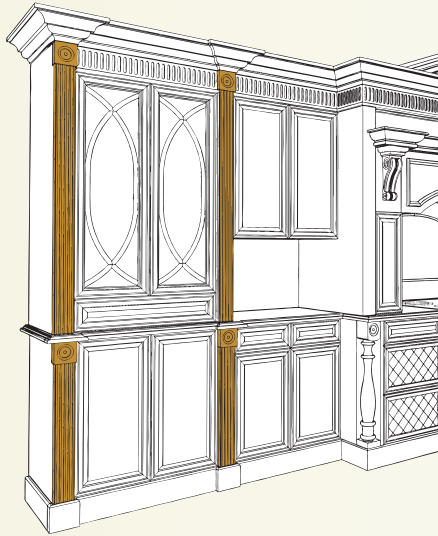
**ADM154-POP**

No Design Repeat



**ADM170-POP**

Design Repeat: 4"



**ADM149-POP  
ADM149-RO  
ADM149-MP**

No Design Repeat



**ADM150-POP  
ADM150-RO  
ADM150-MP**

No Design Repeat

Two Sided, one Fluted, one Beaded

(Fluted)

(Beaded)



ROSETTES



**ADM801-PG  
ADM801-RO  
ADM801-MP**

2-3/4"W



**ADM850-PG  
ADM850-RO  
ADM850-MP**

3-1/2"W



**ADM803-PG  
ADM803-RO  
ADM803-MP**

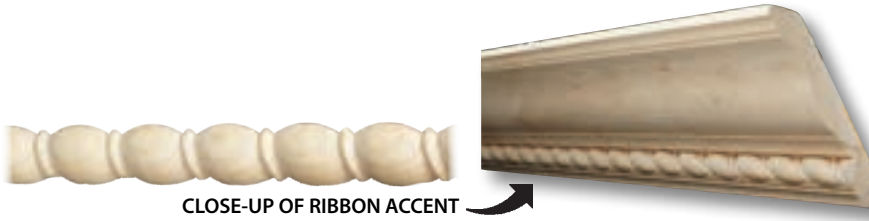
4-1/2"W

**IMPORTANT: Due to Raw Material Fluctuation, Catalog Prices Below May Not Be Accurate. GO TO WWW.OUTWATER.COM FOR THE MOST UP-TO-DATE PRICES**

## NORTH AMERICAN HARDWOOD

### RIBBON ACCENTED MOULDINGS

A unique line of wood mouldings. Mouldings can be stained or painted.  
**AVAILABLE IN HARD MAPLE, CHERRY & RED OAK, 8 FT. LENGTHS.**



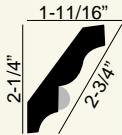
CLOSE-UP OF RIBBON ACCENT



### CROWN MOULDING

#### RAM-275-\*-R

2-1/4"H x 13/16" Thick  
 1/2" Rope, 1-11/16" Proj.

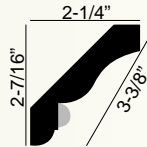


**Color**

- RED OAK (RO)
- HARD MAPLE (MP)
- CHERRY (CH)

#### RAM-338-\*-R

2-7/16"H x 3/4" Thick  
 1/2" Rope, 2-1/4" Proj.

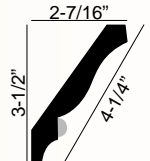


**Color**

- RED OAK (RO)
- HARD MAPLE (MP)
- CHERRY (CH)

#### RAM-425-\*-R

3-1/2"H x 13/16" Thick  
 1/2" Rope, 2-7/16" Proj.

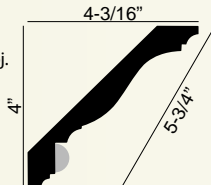


**Color**

- RED OAK (RO)
- HARD MAPLE (MP)
- CHERRY (CH)

#### RAM-575-\*-R

4"H x 7/8" Thick  
 3/4" Rope, 4-3/16" Proj.



**Color**

- RED OAK (RO)
- HARD MAPLE (MP)
- CHERRY (CH)

### CHAIR RAIL MOULDING

#### RAM-225-\*-R

2-1/4"H x 3/4" Thick  
 3/4" Rope



**Color**

- RED OAK (RO)
- HARD MAPLE (MP)
- CHERRY (CH)

### SHELF EDGE MOULDING

#### RAM-138-\*-R

1-3/8"H x 3/4" Thick  
 1/2" Rope



**Color**

- RED OAK (RO)
- HARD MAPLE (MP)
- CHERRY (CH)

### BASE MOULDING

#### RAM-350-\*-R

3-1/2"H x 5/8" Thick  
 1/2" Rope



**Color**

- RED OAK (RO)
- HARD MAPLE (MP)
- CHERRY (CH)

#### RAM-525-\*-R

5-1/4"H x 13/16" Thick  
 3/4" Rope



**Color**

- RED OAK (RO)
- HARD MAPLE (MP)
- CHERRY (CH)



NORTH AMERICAN HARDWOOD

**ROPE ACCENTED MOULDINGS**


A unique line of wood mouldings. Mouldings can be stained or painted.

AVAILABLE IN HARD MAPLE, CHERRY & RED OAK, 8 FT. LENGTHS.



CLOSE-UP OF ROPE ACCENT

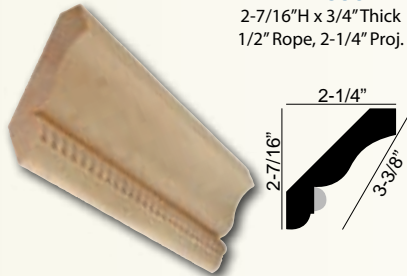
CROWN MOULDING



**RAM-275-**

2-1/4"H x 13/16"Thick  
1/2" Rope, 1-5/8" Proj.

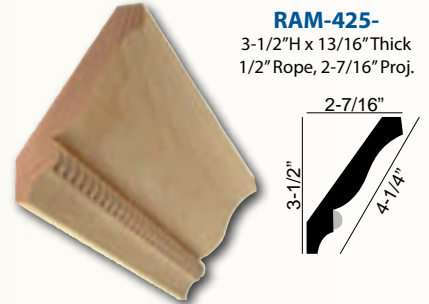
- Color**
- RED OAK (RO)
  - HARD MAPLE (MP)
  - CHERRY (CH)



**RAM-338-**

2-7/16"H x 3/4"Thick  
1/2" Rope, 2-1/4" Proj.


- Color**
- RED OAK (RO)
  - HARD MAPLE (MP)
  - CHERRY (CH)



**RAM-425-**

3-1/2"H x 13/16"Thick  
1/2" Rope, 2-7/16" Proj.

- Color**
- RED OAK (RO)
  - HARD MAPLE (MP)
  - CHERRY (CH)



**RAM-575-**

4"H x 7/8"Thick  
3/4" Rope, 4-3/16" Proj.

- Color**
- RED OAK (RO)
  - HARD MAPLE (MP)
  - CHERRY (CH)



**RAM-200-**

2"H x 1-1/8"Thick  
1/2" Rope

- Color**
- RED OAK (RO)
  - HARD MAPLE (MP)
  - CHERRY (CH)



**RAM-225-**

2-1/4"H x 3/4"Thick  
3/4" Rope

- Color**
- RED OAK (RO)
  - HARD MAPLE (MP)
  - CHERRY (CH)

BASE MOULDING

SHELF EDGE MOULDING



**RAM-138-**

1-3/8"H x 3/4"Thick  
1/2" Rope

- Color**
- RED OAK (RO)
  - HARD MAPLE (MP)
  - CHERRY (CH)



**RAM-350-**

3-1/2"H x 5/8"Thick  
1/2" Rope

- Color**
- RED OAK (RO)
  - HARD MAPLE (MP)
  - CHERRY (CH)



**RAM-525-**

5-1/4"H x 13/16"Thick  
3/4" Rope


- Color**
- RED OAK (RO)
  - HARD MAPLE (MP)
  - CHERRY (CH)

**IMPORTANT: Due to Raw Material Fluctuation, Catalog Prices Below May Not Be Accurate. GO TO WWW.OUTWATER.COM FOR THE MOST UP-TO-DATE PRICES**

## WOOD MOULDINGS

### HALF ROUND ROPE MOULDINGS

These beautifully designed rope mouldings can easily be stained and/or painted and can simply be tacked on to use for borders on cabinets, counters, furniture, doors, windows and much, much more.





Red Oak  
(OAK)

Hard Maple  
(MP)

Cherry  
(CH)

Poplar  
(POP)



Part #	Width	Twist
<b>ROPE-375-OAK</b>	3/8"	Right
<b>ROPE-500-OAK</b>	1/2"	Right
<b>ROPE-750-OAK</b>	3/4"	Right
<b>ROPE-100-OAK</b>	1"	Right
<b>ROPE-150-OAK</b>	1-1/2"	Right
<b>ROPE-250-OAK</b>	2-1/2"	Right
<b>ROPE-300-OAK</b>	3"	Right
<b>ROPE-400-OAK</b>	4"	Right
<b>ROPE-375-MP</b>	3/8"	Right
<b>ROPE-375-MP-L</b>	3/8"	Left
<b>ROPE-500-MP</b>	1/2"	Right
<b>ROPE-500-MP-L</b>	1/2"	Left
<b>ROPE-750-MP</b>	3/4"	Right
<b>ROPE-750-MP-L</b>	3/4"	Left
<b>ROPE-100-MP</b>	1"	Right
<b>ROPE-150-MP</b>	1-1/2"	Right
<b>ROPE-250-MP</b>	2-1/2"	Right
<b>ROPE-300-MP</b>	3"	Right
<b>ROPE-400-MP</b>	4"	Right

Part #	Width	Twist
<b>ROPE-375-CH</b>	3/8"	Right
<b>ROPE-500-CH</b>	1/2"	Right
<b>ROPE-750-CH</b>	3/4"	Right
<b>ROPE-100-CH</b>	1"	Right
<b>ROPE-150-CH</b>	1-1/2"	Right
<b>ROPE-250-CH</b>	2-1/2"	Right
<b>ROPE-300-CH</b>	3"	Right
<b>ROPE-400-CH</b>	4"	Right
<b>ROPE-375-POP</b>	3/8"	Right
<b>ROPE-375-POP-L</b>	3/8"	Left
<b>ROPE-500-POP</b>	1/2"	Right
<b>ROPE-500-POP-L</b>	1/2"	Left
<b>ROPE-750-POP</b>	3/4"	Right
<b>ROPE-750-POP-L</b>	3/4"	Left
<b>ROPE-100-POP</b>	1"	Right
<b>ROPE-150-POP</b>	1-1/2"	Right
<b>ROPE-250-POP</b>	2-1/2"	Right
<b>ROPE-300-POP</b>	3"	Right
<b>ROPE-400-POP</b>	4"	Right

Additional sizes and larger quantity discounts available upon request.


Other species and sizes are available, please inquire.

**HALF ROUND RIBBON ROPE MOULDINGS**

These beautifully designed ribbon rope mouldings can easily be stained and/or painted and can simply be tacked on to use for borders on cabinets, counters, furniture, doors, windows and much, much more.



Part #	Width
<a href="#">ROPE-375-OAK-R</a>	3/8"
<a href="#">ROPE-500-OAK-R</a>	1/2"
<a href="#">ROPE-750-OAK-R</a>	3/4"
<a href="#">ROPE-375-MP-R</a>	3/8"
<a href="#">ROPE-500-MP-R</a>	1/2"
<a href="#">ROPE-750-MP-R</a>	3/4"
<a href="#">ROPE-375-CH-R</a>	3/8"
<a href="#">ROPE-500-CH-R</a>	1/2"
<a href="#">ROPE-750-CH-R</a>	3/4"
<a href="#">ROPE-375-POP-R</a>	3/8"
<a href="#">ROPE-500-POP-R</a>	1/2"
<a href="#">ROPE-750-POP-R</a>	3/4"



NOTE: Larger quantity discounts available upon request. (RIGHT TWIST ONLY)

**FLEXIBLE HALF ROUND RESIN ROPE MOULDINGS**

**These mouldings are available in 6-12 ft. lengths.**

(Can Be Purchased In Minimum 6 Ft. - 12 Ft. Maximum Increments)

Part #	Size
<a href="#">DE-903</a>	1" W x 3/8" Thick
<a href="#">DE-904</a>	5/8" W x 1/4" Thick
<a href="#">DE-905</a>	1/2" W x 1/4" Thick



**IMPORTANT: Due to Raw Material Fluctuation, Catalog Prices Below May Not Be Accurate. GO TO WWW.OUTWATER.COM FOR THE MOST UP-TO-DATE PRICES**

## WOOD MOULDINGS

Our mouldings are made from the finest hardwoods and can be beautifully stained or painted to match any decor.

Used as a decorative accent on doors, cabinets, walls, ceilings, furniture, etc.



### BEADED MOULDINGS



**MAPLE VENEER  
OWM-1700**

Design Repeat: 5/16"  
Lengths: 4 Ft.



**HARD MAPLE  
OWM-1701**

Design Repeat: 3/8"  
Lengths: 2 Ft.



**MAPLE VENEER  
OWM-1703**

Design Repeat: 3/8"  
Lengths: 4 Ft.



**WHITE HARDWOOD  
OWM-1704**

Design Repeat: 3/8"  
Lengths: 2 Ft.



Quarter Round



**HARD MAPLE  
OWM-1702**

Design Repeat: 3-1/2"  
Lengths: 4 Ft.



**POPLAR  
ADM360-POP**

Design Repeat: 1-9/16"  
Lengths: 8 Ft.



**HARD MAPLE  
OWM-1730**

Design Repeat: 1-3/4"  
Lengths: 8 Ft.



**HARD MAPLE  
OWM-1461**

Design Repeat: 4-5/16"  
Lengths: 8 Ft.

### FLUTED MOULDINGS



**HARD MAPLE  
OWM-1718**

Design Repeat: 5/8"  
Lengths: 4 Ft.



**HARD MAPLE  
OWM-1724**

Design Repeat: 5/8"  
Lengths: 4 Ft.

EGG & DART MOULDINGS



**POPLAR  
ADM361-POP**

Design Repeat: 7/16"  
Lengths: 8 Ft.



**HARD MAPLE  
OWM-1433**

Design Repeat: 3/4"  
Lengths: 8 Ft.



**HARD MAPLE  
OWM-1420**

Design Repeat: 1"  
Lengths: 8 Ft.



**HARD MAPLE  
OWM-1470**

Design Repeat: 3/4"  
Lengths: 8 Ft.



**HARD MAPLE  
OWM-1713**

Design Repeat: 1-3/16"  
Lengths: 4 Ft.



**POPLAR  
ADM363-POP**

Design Repeat: 1-1/4"  
Lengths: 8 Ft.



**HARD MAPLE  
OWM-1471**

Design Repeat: 1-1/4"  
Lengths: 8 Ft.



**POPLAR  
ADM366-POP**

Design Repeat: 1-9/16"  
Lengths: 8 Ft.

ROPE MOULDINGS



**MAPLE VENEER  
OWM-1705**

Design Repeat: 5/16"  
Lengths: 4 Ft.



**HARD MAPLE  
ROPE-500-MP-R**

Lengths: 8 Ft.



**HARD MAPLE  
ROPE-750-MP**

Lengths: 8 Ft.



**MAPLE VENEER  
OWM-1706**

Design Repeat: 7/8"  
Lengths: 4 Ft.



WOOD MOULDINGS

ROPE MOULDINGS



**HARD MAPLE**  
**OWM-1714**

Design Repeat: 3/4"  
Lengths: 4 Ft.



**MAPLE VENEER**  
**OWM-1710**

Design Repeat: 7/8"  
Lengths: 4 Ft.



**HARD MAPLE**  
**OWM-1707**

Design Repeat: 7/8"  
Lengths: 4 Ft.



**POPLAR**  
**ADM356-POP**

Design Repeat: 9/16"  
Lengths: 8 Ft.



**POPLAR**  
**ADM364-POP**

Design Repeat: 1/4"  
Lengths: 8 Ft.



**HARD MAPLE**  
**OWM-1727**

Design Repeat: 1/2"  
Lengths: 8 Ft.

DECORATIVE FLAT MOULDINGS



**POPLAR**  
**ADM354-POP**

Design Repeat: 1-7/16"  
Lengths: 8 Ft.



**POPLAR**  
**ADM365-POP**

Design Repeat: 9/16"  
Lengths: 8 Ft.



**POPLAR**  
**ADM350-POP**

Design Repeat: 1-1/4"  
Lengths: 8 Ft.



**POPLAR**  
**ADM351-POP**

Design Repeat: 3-1/16"  
Lengths: 8 Ft.



**HARD MAPLE**  
**OWM-1719**

Design Repeat: 1-5/8"  
Lengths: 4 Ft.



**MAPLE VENEER**  
**OWM-1737**

Design Repeat: 2"  
Lengths: 8 Ft.

WOOD MOULDINGS

DECORATIVE MOULDINGS



**HARD MAPLE  
OWM-1708**

Design Repeat: 1-3/4"  
Lengths: 4 Ft.



**HARD MAPLE  
OWM-1478**

Design Repeat: 9/16"  
Lengths: 8 Ft.



**HARD MAPLE  
OWM-1711**

Design Repeat: 3/4"  
Lengths: 4 Ft.



**HARD MAPLE  
OWM-1455**

Design Repeat: 2-5/8"  
Lengths: 8 Ft.

SQUARES



**HARD MAPLE  
OWM-1722**

Design Repeat: 1/2"  
Lengths: 4 Ft.



**POPLAR  
ADM-362-POP**

Design Repeat: 7/8"  
Lengths: 8 Ft.



**HARD MAPLE  
OWM-1766**

Design Repeat: 3/4"  
Lengths: 4 Ft.



**HARD MAPLE  
OWM-1733**

Design Repeat: 13/16"  
Lengths: 8 Ft.



**HARD MAPLE  
OWM-1733**

Design Repeat: 7/8"  
Lengths: 4 Ft.



WOOD MOULDINGS


HARD MAPLE MOULDINGS

**WD-310MP-6**




Width: 1/2"  
Thickness: 1/4"  
Lengths: 6 Ft.  
Weight: 0.21 lbs.

**WD-316MP-6**



Width: 5/8"  
Thickness: 3/8"  
Lengths: 6 Ft.  
Weight: 0.3 lbs.

**WD-312MP-6**




Width: 1/2"  
Thickness: 1/4"  
Lengths: 6 Ft.  
Weight: 0.21 lbs.

**WD-314MP-6**



Width: 3/4"  
Thickness: 1/4"  
Lengths: 6 Ft.  
Weight: 0.3 lbs.



(WD-316MP-6 & WD3160MP Shown)

CORNER CURVES

**WD-3100MP**



Width: 1/2"  
Thickness: 1/4"  
Lengths: 2-3/4"  
Radius: 1-3/4"  
Weight: 0.01 lbs.

**WD-3140MP**



Width: 3/4"  
Thickness: 1/4"  
Lengths: 3-3/8"  
Radius: 2"  
Weight: 0.15 lbs.

**WD-3101MP**



Width: 1/2"  
Thickness: 1/4"  
Lengths: 1-1/2"  
Radius: 7/8"  
Weight: 0.01 lbs.

**WD-3141MP**



Width: 3/4"  
Thickness: 1/4"  
Lengths: 2-1/4"  
Radius: 1-1/4"  
Weight: 0.2 lbs.

**WD-3120MP**



1/2" Width  
1/4" Thickness  
2-3/4" Lengths  
1-3/4" Inside Radius  
0.01 lbs. Weight

**WD-3160MP**



Width: 5/8"  
Thickness: 3/8"  
Lengths: 3-1/4"  
Radius: 2"  
Weight: 0.15 lbs.

**WD-3121MP**



1/2" Width  
1/4" Thickness  
1-1/2" Lengths  
7/8" Inside Radius  
0.01 lbs. Weight

**WD-3161MP**



Width: 5/8"  
Thickness: 3/8"  
Lengths: 2"  
Radius: 1-1/4"  
Weight: 0.2 lbs.



**IMPORTANT: Due to Raw Material Fluctuation, Catalog Prices Below May Not Be Accurate. GO TO WWW.OUTWATER.COM FOR THE MOST UP-TO-DATE PRICES**

## WOOD MOULDINGS

THESE MOULDINGS ARE AVAILABLE IN MAPLE VENEER



- Great for: kids' rooms, wall borders, galley rail.
- A perfect accent for any application.
- Can be painted or stained.

### LASER CARVED MOULDINGS

47-1/2" NOMINAL LENGTHS • APPROXIMATE THICKNESS IS 1/4"



**GRAPE**  
**CWA1**

Height: 3-1/4"  
Design Repeat: 9-1/2"



**HORSE**  
**CWA11**

Height: 3-1/4"  
Design Repeat: 13-13/16"



**SCALLOP**  
**CWA2**

Height: 3-1/8"  
Design Repeat: 5-1/4"



**OVALS**  
**CWA4**

Height: 3-1/4"  
Design Repeat: 5-1/4"



**TRAIN**  
**CWA9**

Height: 3-1/4"  
Design Repeat: 11-7/8"



### PRESSED WOOD MOULDINGS

4' LENGTHS • APPROXIMATE THICKNESS IS 1/8"



**CAMEO**  
**CWA13**

Height: 2-3/16"  
Design Repeat: 3"



**DIAMOND**  
**CWA16**

Height: 2-3/8"  
Design Repeat: 2-1/2"



**LEAF**  
**CWA14**

Height: 2"  
Design Repeat: 1-5/8"



**CLOVE**  
**CWA15**

Height: 2"  
Design Repeat: 5-5/8"



**IMPORTANT: Due to Raw Material Fluctuation, Catalog Prices Below May Not Be Accurate. GO TO WWW.OUTWATER.COM FOR THE MOST UP-TO-DATE PRICES**

## HAND CARVED SOLID NORTH AMERICAN HARDWOOD

### CARVED PIERCED MOULDINGS

2 Ft. Lengths, Available In Hard Maple, Red Oak, And Cherry.

Our carved wood pierced mouldings have an innovative dowel system for creating a continuous run of multiple pieces. Apply wood glue to both ends of the dowels (sold separately). Insert into pre-drilled holes on either end of the two pieces to be joined. Space pieces proportionate to the design repeat. All pieces are sanded and unfinished - ready for staining or painting. The dowels blend into the pattern for a consistent, uninterrupted look. Holes on either side of the moulding can be plugged by gluing the dowels in place, then cut to fit and sand flush for a continuous look.



#### ROSE CPM-R20-\*

Maple \*M  
Oak \*OAK  
Cherry \*CH

Length: 24"  
Design Repeat: 12"



#### ACORN CPM-AC50-\*

Maple \*M  
Oak \*OAK  
Cherry \*CH

Length: 24"  
Design Repeat: 12"



#### ACANTHUS LEAF

CPM-A30-  
Maple \*M  
Oak \*OAK  
Cherry \*CH

Length: 24"  
Design Repeat: 12"



#### FRUIT CPM-F40-\*

Maple \*M  
Oak \*OAK  
Cherry \*CH

Length: 24"  
Design Repeat: 12"



#### GRAPE CPM-G10-\*

Maple \*M  
Oak \*OAK  
Cherry \*CH

Length: 24"  
Design Repeat: 12"

\* Add wood code to end of each part number when ordering, Ex: CPM-R20-OAK

Create a continuous run of multiple pieces with our innovative dowel system (sold separately).



Style	Part #	Wood Species
Plain Dowel Connector	CPC-DOWEL-M	Maple
Plain Dowel Connector	CPC-DOWEL-CH	Cherry
Plain Dowel Connector	CPC-DOWEL-OAK	Oak
<i>Works with CPM-R20, CPM-A30 &amp; CPM-F40</i>		
Carved Dowel Connector	CPC-DOWEL-M	Maple
Carved Dowel Connector	CPC-DOWEL-CH	Cherry
Carved Dowel Connector	CPC-DOWEL-OAK	Oak
<i>Works with CPM-G10 &amp; CPM-AC50</i>		

**IMPORTANT: Due to Raw Material Fluctuation, Catalog Prices Below May Not Be Accurate. GO TO WWW.OUTWATER.COM FOR THE MOST UP-TO-DATE PRICES**

## THE CUSTOM BEAM COLLECTION



*Create Any Size Any Length!*

### Custom Polyurethane Faux Beams

**Custom Vintage Beam Series:** Bringing a rich, rustic time inspiring feel to your room. These beams vary a little in size adding to its rustic charm. Natural dents, divots and running cracks. Molded from real wood, there are no repeat patterns in the piece.

*Standard stock sizes available, see page 162.*

**Custom Raised Grain Beam Series:** Appealing rich raised grain brings a level of beauty to any room. Refined modern style beam carefully created by a skilled carpenter. Countless hours of sanding, cutting and carving.

*Standard stock sizes available, please inquire.*

**\*Walnut color for custom beams do not match walnut color on stock beams.**

#### Larger Sizes & Extra Long:

*Unless specified beams are built to the outside dimensions. The planks used to create custom beams are 17 3/4" wide x 1 1/2" thick x 19'11" long. When sizes are larger than these dimensions, there will be a minor seam where the planking was joined.*


*Assembled from flat planks having a more square shape than the stock beams. Polyurethane can have a small variance in size. This variance must be taken into consideration when covering an existing item. We would need measurements of the item being covered. The beam then is built to the inside measurements to be sure there isn't an issue with coverage.*

*Custom arch beams are available in woodgrain beams only.*

**Custom Smooth Faux Wood:** These are almost completely smooth (no grain at all). Used most often in coffered ceilings.

*Available only in white primer, can be painted.*

Material used to create custom smooth beams is 10 1/2" wide x 1 1/2" thick x 11'6" long.



**Vintage & Raised Grain Beams available in 8 finishes:**



**Coffee**



**Walnut**



**Espresso**



**Fall Leaf**



**Honey**



**Mahogany**



**Weathered**

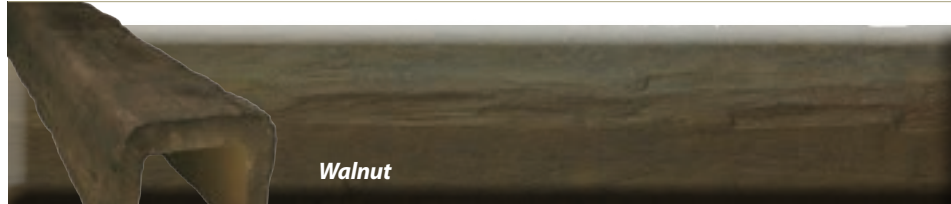


**Unfinished**

**Please call 1-800-631-8375 for your Custom Beam Quote**

**IMPORTANT: Due to Raw Material Fluctuation, Catalog Prices Below May Not Be Accurate. GO TO WWW.OUTWATER.COM FOR THE MOST UP-TO-DATE PRICES**

## THE RUSTIC BEAM COLLECTION



Walnut

### Hand Hewn Beam Series

13' Lengths \*Closed on one end\*

3 Finishes Available



Unfinished

Our **Rustic Beams** allow you to bring back that "Old World Style" and to any room with their rustic warmth and charm. These beams are lightweight and easy to install.

**Rustic Beams** were fallen logs, hewn into shape using a broad axe. Forging ahead and settling the new frontier, early settlers did not have access to mills and machinery. They shaped the beams used in their homes and business by hand, using their axes and small tools. This resulted in a beam with rugged texture and character.

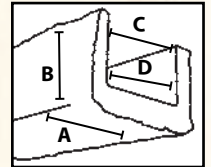


New  
Medium Oak

Part #	Width A	Height B	Top Inside Width C	Bottom Inside Width D
HH20-55*	5"	5"	2-3/4"	2-1/4"
HH30-85*	8"	5-1/8"	6-1/4"	6"
HH40-87*	7-1/2"	6-5/8"	5"	4-7/8"

\* For unfinished add -UNF to the part number

\* For medium oak add -MEDOAK to the part number



## ACCESSORIES

### POLYURETHANE U-BRACKET



Part #	Bolts Per Side	Works With	Size
HH20-BKT	4	HH20-55	5-1/2" H x 6-1/4" W x 3/8"
HH30-BKT	6	HH30-85	5-7/8" H x 9-1/4" W x 3/8"
HH40-BKT	6	HH40-87	7-7/8" H x 8-13/16" W x 3/8"



Due to photographic imaging, products may vary slightly in color. All sizes listed are approximate. Samples are available, please inquire.

### RUBBER BEAM STRAPPING

**VINSTRAP** (Black/Silver)  
42" L x 1-1/2" W  
Bolt Spacing: 1-3/8" (2-1/4" C-C)

Single Strap  
**VINSTRAP**

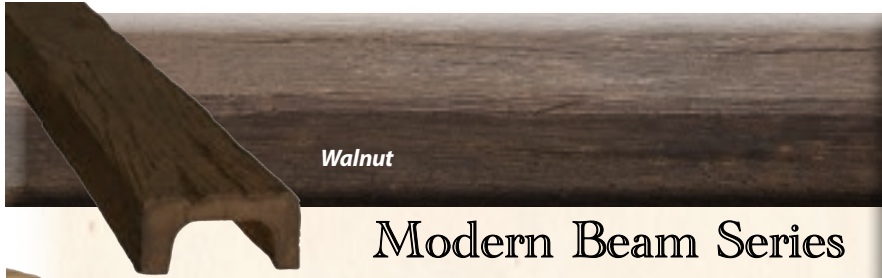
Double Strap  
**DB-STRAP**



**DB-STRAP** (Black/Silver)  
41" L x 2-7/8" W  
Bolt Spacing: 4" (4-3/4" C-C)

**IMPORTANT: Due to Raw Material Fluctuation, Catalog Prices Below May Not Be Accurate. GO TO WWW.OUTWATER.COM FOR THE MOST UP-TO-DATE PRICES**

THE CONTEMPORARY BEAM COLLECTION



Walnut

Modern Beam Series

13' Lengths \*Closed on one end\*

3 Finishes Available



Unfinished



New  
Medium Oak

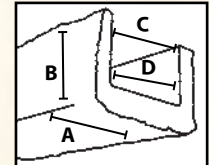


Our **Contemporary** offers a smooth milled appearance. Creating a sense of casual elegance adding visual interest with their clean lines.

Part #	Width A	Height B	Top Inside Width C	Bottom Inside Width D
MOD-BEAM10*	4-3/8"	2-1/4"	3"	2-3/4"
MOD20-BKT*	5-7/8"	3-7/8"	4-3/4"	3-1/2"
MOD-BEAM30*	7-7/8"	5-7/8"	6-5/8"	4"

\* For unfinished add -UNF to the part number

\* For medium oak add -MEDOAK to the part number



ACCESSORIES

POLYURETHANE U-BRACKET



Part #	Bolts Per Side	Works With	Size
MOD10-BKT	2	MOD-BEAM10	3" H x 7-7/8" W x 3/8"
MOD20-BKT	4	MOD-BEAM20	4-1/2" H x 7-7/8" W x 3/8"
MOD30-BKT	6	MOD-BEAM30	6-1/4" H x 10-1/4" W x 3/8"

RUBBER BEAM STRAPPING

VINSTRAP (Black/Silver)  
42" L x 1-1/2" W  
Bolt Spacing: 1-3/8" (2-1/4" C-C)

Single Strap  
VINSTRAP  
Double Strap  
DB-STRAP



DB-STRAP (Black/Silver)  
41" L x 2-7/8" W  
Bolt Spacing: 4" (4-3/4" C-C)



Due to photographic imaging, products may vary slightly in color. All sizes listed are approximate. Samples are available, please inquire.

**IMPORTANT: Due to Raw Material Fluctuation, Catalog Prices Below May Not Be Accurate.  
GO TO WWW.OUTWATER.COM FOR THE MOST UP-TO-DATE PRICES**

Architectural Products by Outwater L.L.C.  
24 River Road  
P.O. Box 387  
Bogota, NJ 07603-0387

PRSRTPM  
U.S. POSTAGE  
**PAID**  
DENVER, CO  
PERMIT No. 5377

Catalog Code  
024a


We encourage you to explore our new website, which makes shopping at Outwater easier than ever before. Online you can access videos, product details and installation guides, download specialty catalogs, and create an account.

When you become a registered user take advantage of these benefits:

- Track orders
- View purchase history
- Manage payment methods
- Save items and create wish lists
- Get quotes
- Set up multiple users under one company account



*Join our mailing list to receive exclusive offers, free passes to trade shows, and information about exciting new products!*



New Jersey | 24 River Road | Bogota, NJ 07603



Arizona | 4720 West Van Buren Street | Phoenix, AZ 85043

Outwater stocks all products in our east and west coast warehouse facilities to provide customers with fast, cost-effective shipping. Please call our sales department to request free samples.

**1-800-835-4400**