

Z-MAX® 6A UTP Outlets

The shielded Z-MAX outlet offers best-in-class performance in every critical specification, exceeding all Category 6A performance requirements, including alien crosstalk. Its innovative features not only speed and simplify termination, but remove installation variability for consistently high and repeatable performance – every termination, every time!



Siemon's patented **PowerGUARD** technology prevents plug and jack contact erosion due to arcing at the mated location when the plug is unmated under PoE load conditions.

Compact


Slim and side-stackable for high-density applications. Supports "pass-thru" feature to mount from the front or rear of a faceplate

High-Visibility Icon System

Printed icons allow designation for voice/data applications and also provide an additional color coding option

Guided Termination Features

Linear lacing channels guide correct conductor placement while 2-sided color-coding provides wiring verification before and after lacing



STANDARDS COMPLIANCE

- ANSI/TIA-568.2-D
- ISO/IEC 11801-1 Ed 1.0
- ETL Tested
- IEEE 802.3an
- IEEE 802.3af (Type 1)
- IEEE 802.3at (Type 2)
- IEEE 802.3bt (Type 3 and 4)
- Power over HDBaseT (PoH)
- ANSI/TIA 1096-A
- IEC 60603-7-41
- IEC 60512-99-001 (3rd party verified)

Enclosed IDC Terminations

IDC terminations are fully enclosed in the outlet housing for robust protection

Compliant

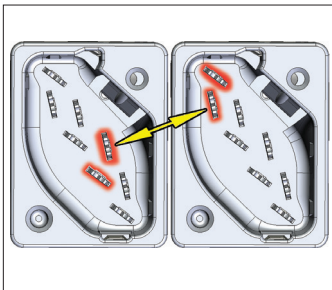
Is compliant with UL2043 and is appropriate for use in air handling spaces

Robust Hinged Cable Retention

Clip accommodates multiple cable diameters

Fastest Termination Time


Zero-Cross™ termination module and 2-step Z-TOOL™ termination process combine for best-in-class termination time



Diagonal IDC alignment maximizes outlet to outlet pair separation to achieve AXT performance in high-density environments.



A single hybrid outlet supports both angled and flat mounting orientations.



Spring door option minimizes exposure to dust and other contaminants.

Product Information

PERFORMANCE SPECIFICATIONS*

ELECTRICAL

| | |
|--|---------------------------------------|
| Contact Resistance | 20 mΩ |
| Input to Output Resistance | 200 mΩ |
| Min. Dielectric Withstand Voltage (contact to contact) | 1000 V DC or AC peak |
| Min. Dielectric Withstand Voltage | 1500 V DC or AC peak |
| Insulation Resistance | 500 mΩ |
| Compatibility | Backwards to Cat 5e and cat 6 |
| Current Rating | 1.5 A PoE , PoE + |
| PoE | Suitable for PoE Type 1,2,3,4 and PoH |

MECHANICAL - GENERAL

| | |
|-----------------------|---|
| Operating Temperature | -10 to 60 °C (14 to 140 °F) |
| Flammability Rating | UL 94 V-0 |
| Green Features | RoHS, lead-free, halogen-free, PVC free |
| Housing Material | Glass-reinforced nylon |
| Contact Materials | Copper alloy, plated with 50 micro inches (1.27 micron) minimum thick gold or equivalent at contact interface |
| Plastic Materials | Flame retardant thermoplastic |
| Dimensions (LxWxH) | 41.2 x 14.5 x 21.1mm (1.6 x .570 x .832 in.) |

MECHANICAL - JACK

| | |
|---------------------------------|--|
| Number of Plug Insertion Cycles | 2500 |
| Minimum Plug Retention Force | 50N (11.24 lbf) |
| Plug Compatibility | Compatible with RJ45 (8-position) or RJ11 (6-position) plugs |

MECHANICAL - TERMINATION

| | |
|--------------------------------------|------------------------------|
| Wire Size Range (nominal) | 22-26 AWG solid and stranded |
| Wire Insulation Diameter Range (max) | 1.48mm (0.058 in.) |
| Conductor OD Size (max) | 0.60mm (0.023 in.) |
| Cable OD (max) | 9mm (0.354 in.) |
| Re terminations | 5 |
| Wiring | T568A/B |

Each Z-MAX 6A UTP hybrid flat/angled outlet includes 1 printed icon set with the following color/print options.



- | | |
|-------------------------------|--------------------------------|
| Front | Rear |
| 1 - Red Data | 1 - Red Voice |
| 1 - Blue Data | 1 - Blue Voice |
| 1 - Bezel Color-Matching Data | 1 - Bezel Color-Matching Voice |
| 1 - White Blank | 1 - Bezel Color-Matching Blank |

Ordering Information

Z6A-(X)(XX)(X) ----- Z-MAX 6A UTP Outlet, T568A/B

Mounting Style

(Blank) = Hybrid Flat/Angled
K = Keystone*

Door Option

(Blank) = No Door
D = Door (Hybrid only)

Bezel Color

01 = Black 06 = Blue
02 = White 07 = Green
03 = Red 09 = Orange
04 = Gray 20 = Ivory
05 = Yellow 80 = Light Ivory

*Note: Keystone version is designed for integration with various third party mounting products and is not compatible with standard Siemon MAX mounting products.

Keystone versions are also not compatible with icons and do not have door options.

Outlet terminates UTP cable constructions with 23 – 26 AWG (0.64 – 0.51mm) solid and 26 AWG (0.48mm) stranded conductors, with up to 0.60mm diameter conductors and up to 1.48mm diameter over insulation.

Add "B" to end of part number for bulk project pack of 100 modules (hybrid modules include icons).

Part Number Description

Z6A-P Z-MAX 6A UTP panel outlet

Note: Z-MAX UTP panels are designed for use with Z-MAX UTP panel outlets only.



It is recommended to use 10G MAX faceplates with Z-MAX 6A UTP outlets to achieve full Z-MAX warranty performance. Side stacking Z-MAX 6A UTP outlets in standard faceplates will result in minimum compliant alien crosstalk performance.

Because we continuously improve our products, Siemon reserves the right to change specifications and availability without prior notice.

| | | | | | |
|---|--|---|--|-------------------------------------|--|
| North America P: (1) 860 945 4200 | Asia Pacific P: (61) 2 8977 7500 | Latin America P: (571) 657 1950/51/52 | Europe P: (44) 0 1932 571771 | China P: (86) 215385 0303 | India Middle East P: (971) 4 3689743 |
|---|--|---|--|-------------------------------------|--|

Siemon Interconnect Solutions

P: (1) 860 945 4213
www.siemon.com/SIS

WWW.SIEMON.COM

