



Pricing has  
been updated  
to reflect 9.1.12  
price adjustment.

AIS  
casegoods  
catalog  
2012  
Compete & Compete Plus

Due to dimensional differences, AIS Compete products are NOT compatible with other AIS Systems and should not be combined in paneled workstation environments. See AIS Calibrate products for use with other AIS Systems.

<b>TERMS AND CONDITIONS</b> .....	3, 4, 5
<b>LAMINATE AND FABRIC OPTIONS</b> .....	6
<b>SPECIFYING HINTS</b> .....	7, 8
<b>COMPETE</b>	
Features Overview .....	9
Instant Offices .....	10, 11
Fundamentals - L-shape Workstations .....	12
Fundamentals - Workstation Components .....	13
Double Pedestal Desks .....	14
Single Pedestal Desks .....	15, 16
Executive Corner Desks .....	17
Executive P-Top Corner Desks .....	18
Executive D-Top Corner Desks .....	19, 20
Returns .....	21, 22
Returns - Aluminum Legs and Acrylic Panels; Bridges .....	23
Credenzas - Single Pedestal .....	24
Credenzas - Double Pedestal .....	25
Credenzas - Storage & Lateral File .....	26
Reception Workstations .....	27
Corner Units .....	28
Specifying Guide - Using Keyboards, Corner Units & Desk Shell Notches .....	29
Desk Shells .....	30, 31, 32
Desk Shells with Inset Back Panel; Desk Shell Notches .....	33
Extended Corner Desk Shells .....	34, 35
D-Tops .....	36
P-Tops .....	37
Overheads .....	38, 39, 40
Corner Overheads .....	41
Overhead Tackboards and Paper Management Options .....	42
Reception Galleries .....	43
Extended Corner Reception Galleries .....	44
Reception Gallery Options .....	45
Pedestals .....	46
Lateral Files - Under Desk, Integrated and Stand Alone .....	47
Lower Storage Units - Under Desk and Freestanding .....	48
Storage Towers - 24" Wide .....	49
Storage Towers - 30" and 36" Wide .....	50
Bookcases .....	51
Desktop Panels and Connector Tops .....	52
<b>COMPETE PLUS</b>	
Features Overview .....	57
Instant Offices .....	58, 59
Double Pedestal Desks .....	60
Single Pedestal Desks .....	61, 62
Executive Corner Desks .....	63
Executive P-Top Corner Desks .....	64
Executive D-Top Corner Desks .....	65, 66
Returns .....	67, 68
Returns - Aluminum Legs and Acrylic Panels; Bridges .....	69
Credenzas - Single Pedestal .....	70
Credenzas - Double Pedestal .....	71
Credenzas - Storage & Lateral File .....	72
Reception Workstations .....	73
Corner Units .....	74
Specifying Guide - Using Keyboards, Corner Units & Desk Shell Notches .....	75
Desk Shells .....	76, 77, 78
Desk Shells with Inset Back Panel; Desk Shell Notches .....	79
Extended Corner Desk Shells .....	80, 81
P-Tops .....	82
D-Tops .....	83

*cont...*

**COMPETE PLUS (cont.)**

Overheads . . . . .	84, 85, 86
Corner Overheads . . . . .	87
Overhead Tackboards and Paper Management Options . . . . .	88
Reception Galleries . . . . .	89
Extended Corner Reception Galleries . . . . .	90
Reception Gallery Options . . . . .	91
Pedestals . . . . .	92
Lateral Files - Under Desk, Integrated and Stand Alone . . . . .	93
Lower Storage Units - Under Desk and Freestanding . . . . .	94
Storage Towers - 24" Wide . . . . .	95
Storage Towers - 30" Wide and 36" Wide . . . . .	96
Bookcases . . . . .	97
Desk Top Panels and Connector Tops . . . . .	98

<b>ACCESSORIES</b> . . . . .	99, 100
------------------------------	---------

**CONFERENCE ROOM**

Conference Table & Meeting Table Tops . . . . .	101
Conference Table Base & Wire Management Trough . . . . .	102
Conference Table Bases . . . . .	103
Interface Tabletop Units . . . . .	104
Tables with Aluminum Legs and Acrylic Panels . . . . .	105
Conference Room and Miscellaneous Furniture . . . . .	106

<b>INDEX</b> . . . . .	112
------------------------	-----



## Pricing & Discounts

Pricing is determined by size of order, zone location of dealer, and other criteria. Refer to your Authorized AIS Dealer Pricing Program for complete guidelines.

## Pricing & Discounts

- Purchase orders must be received by 12:00 noon EST in order for the following day to be considered start of ship date lead-time.
- The total net amount of order must be clearly indicated on all purchase orders.
- Account must be in good standing and have no past due balance for purchase order to be accepted.
- Only Authorized AIS Dealers may purchase from AIS. Dealers not placing orders with AIS for any 6-month period will be considered "inactive" and will require review by AIS sales management before any order will be accepted.
- Special pricing taken on any order must reference AIS Special Pricing Authorization (SPA).
- If there are any discrepancies on purchase order, dealer will be required to "sign off" on final order detail. Signature by dealer constitutes acceptance of new purchase order amount and item details contained therein.

## Order Changes & Cancellations

AIS understands that from time to time changes may be required on orders; however, as all AIS products are produced custom for each order, changes and cancellation costs will be assessed based on the following schedule. Review your acknowledgement thoroughly. All dates below are from time of acknowledgement.

- No fee for orders changed or cancelled within one day (24 hours) on standard ship orders.
- A fee of 100% of the net pretax total of all product on all orders if changed or cancelled after 24 hours.

## Order Submission

Orders should be placed electronically through the AIS website using eOrders in DealerNet – [www.ais-inc.com/DealerNet/eOrders](http://www.ais-inc.com/DealerNet/eOrders). Any questions on how to submit and track orders should be directed to your Customer Service Representative.

Orders may also be faxed or emailed to AIS Customer Service.

Fax: 978-567-5187  
Email: [orderentry@ais-inc.com](mailto:orderentry@ais-inc.com)

Orders can be tracked online at:  
[www.ais-inc.com/DealerNet/eOrders/OrderTracker.aspx](http://www.ais-inc.com/DealerNet/eOrders/OrderTracker.aspx)

## Add On Orders

Refer to your Authorized Dealer Program via AIS DealerNet for terms and conditions for add-on orders.

## Payment Terms

A signed purchase order is required for all orders, unless waived by an officer of Affordable Interior Systems, LLC (AIS). First time orders require a 50% deposit, unless waived by an officer of Affordable Interior Systems, LLC (AIS). With approved credit, all balances are due within 30 days of invoice date.

## Rush Orders

For orders requiring less than standard lead-time, AIS will determine feasibility of meeting required lead-time and will assess a "rush fee" if request can be accommodated.

## Credit

Three trade references (including bank and account number) are required. All accounts with balances beyond 30 days of invoice date will be put on credit hold until the balance is paid in full.

## Acknowledgements

Every order is acknowledged via e-mail. Dealer must sign the acknowledgement and return to Customer Service within 24 hours. Orders will be manufactured and invoiced based upon the information on the acknowledgement. If there is any discrepancy, please notify AIS immediately. Orders are accepted by AIS per terms on the acknowledgement.

If you do not want the merchandise earlier than the specified date, please write "Do not ship for arrival before \_\_\_\_\_" on your purchase order.

## Sales Tax

Affordable Interior Systems, LLC is registered with multiple states. In this case, we are required by law to collect and remit sales tax to the states in which we are registered. Please download and complete the Multi-Jurisdictional Sales Tax Exemption Form from our website for all states which your company has a valid resale tax exemption certificate. Fax a completed form to our Accounting Department at (978) 562-0811.

[www.ais-inc.com/downloads/SalesTaxExempt.pdf](http://www.ais-inc.com/downloads/SalesTaxExempt.pdf)

Compete

**Freight Policy**

FOB origin, freight pre-paid. Delivery includes standard Monday through Friday 9am to 5pm deliveries. After-hours, holiday, weekend or specific time delivery requirements may be arranged for an additional charge. Please contact AIS Customer Service. If you require delivery on a specific day during standard business hours and for a non-rushed order, we offer a guaranteed two hour window receipt for \$250 if your CSR is notified at least one week before your order is scheduled to ship. You may arrange a delivery with the carrier by noting "Call Before Delivery" on your order, which will typically delay receipt of the product to you by about one day. Please track your order at [www.ais-inc.com](http://www.ais-inc.com) using your PO# or AIS Sales order. **Please note:** Dealer may incur additional carrier Accessorial Fees if not specified and quoted at the time of order for the following:

The most common causes of Accessorial Fees are:

- **detention charges**
- **lift gate required**
- **redirect of product**
- **no loading dock**
- **refusal of product**
- **street unloads**
- **can't accommodate certain size trucks**
- **storage**

You will receive a Packing List to help you receive product. All damage or lost freight should be reported to AIS within 72 hours of receipt. In the case of concealed damage, you have 10 days from time of receipt to report damaged product accompanied by a picture.

**Deductions**

Deductions from invoices are not allowed, for any reason, without authorization from AIS.

Compete Plus

**Delay of Shipment**

Acceptance of AIS acknowledgement confirms order ship date. If dealer requests delay of shipment for any period greater than one day from scheduled ship date, storage fees will be assessed. Dealer must submit purchase order for estimated storage costs.

**Freight Claims**

AIS will file freight claims for loss or damage if policy is followed. In order to make this policy maintainable, certain requirements must be met by the consignee in accordance with freight laws and carrier policies. These requirements are as follows:

All damage or lost freight should be reported to AIS within 72 hours of receipt. In the case of obvious damage, it must be noted in short detail on delivery receipt (i.e. scratched surfaces, dented cartons, missing pieces).

If missing or damaged freight is discovered after receipt is completed, consignee must notify Carrier or AIS within 72 hours and request a corrected delivery receipt acknowledging loss or damage.

A detailed list of missing or damaged pieces is required in order to assess the value of the claim. Upon receipt of this information, AIS will contact the carrier and request an inspection or waiver thereof.

In the case of concealed damage, AIS must be informed within 10 days of receipt of product. All damaged product and packaging must be preserved as received pending an inspection or waiver of inspection by the carrier. All product that has a claim pending against it must be available for carriers to salvage once the claim is paid.

Accessories

It is highly encouraged that digital photos are taken of any suspected freight damage. Photographic evidence substantiating claims should be provided electronically to AIS.

Any failure to adhere to these policies and procedures will result in claim responsibility shifting from AIS to the consignee.

Conference Tables

**Force Majeure**

Seller shall not be liable for failure to perform or for delay in performance due to fire, flood, strike, or any other labor difficulty, act of God, act of any governmental authority or of the Purchaser, riot, embargo, fuel or energy shortage, wrecks or delay in transportation, inability to obtain necessary labor, materials, or manufacturing facilities from usual sources or failure of suppliers to meet their contractual obligations or due to any cause beyond its reasonable control. In the event of delay in performance due to any such cause, Seller reserves the right to extend the date of delivery or time for completion by a period of time reasonably necessary to overcome the effect of such delay, to allocate any available supply of goods in a manner it deems reasonable, or to cancel any purchase order.

Tables - Aluminum Legs

**Requests for Specific Delivery Time(s)**

AIS will gladly accept requests for delivery times and for drop shipments to job sites. If you require delivery on a business day during standard business hours and for a non-rushed order for an LTL or truckload shipment, we offer a guaranteed two hour window receipt for \$250 if your CSR is notified at least one week before your order is scheduled to ship. You may arrange a delivery with the carrier by noting "Call Before Delivery" on your order, which will typically delay receipt of the product to you by about one day. Any delivery needed outside of these terms requires a separate quote to be complete by your CSR.

Truckload shipments requiring a delivery window need to be quoted on an individual basis by your CSR. AIS is not responsible for any damages incurred for any late deliveries, including labor or other charges resulting from unforeseen delays by any AIS or dealer chosen carrier. It is the option of the dealership to request drop shipments. AIS strongly urges dealers to take into consideration the risk that carriers typically allow for a 2-4 hour delivery window, and even when you pay for a set delivery time, the carrier is only liable for that additional charge, not for labor or other damages. AIS dealers must sign a Drop Shipment liability release form for drop shipments requesting a specific delivery time.

Conference Room

**Liability**

Seller, its contractors, authorized dealers and subcontractors or suppliers of any tier shall not be liable in contract, in tort (including negligence and/or strict liability) or otherwise for any special, indirect, incidental or consequential damages whatsoever, including, without limitations, damages or loss of other property or equipment, loss of profits or revenue or loss of use of equipment (including additional expenses incurred in using existing facilities).

The remedies set forth herein are exclusive, and the liability of Seller with respect to any contract or anything done in connection therewith, such as the performance or breach thereof, or from the manufacture, sale, delivery, resale or use of any Product covered by or furnished under the order, whether in contract, in tort (including negligence and/or strict liability) or otherwise shall not exceed the price of the Product or part on which such liability is based.

**Local Codes**

Seller considers its product to be office furniture and subject to all applicable local fire, electrical and building codes. Since local codes may vary, the purchaser is responsible for the proper application and installation of AIS product in accordance with the requirements of these local codes. Engineering, research and testing have been conducted to have electrical components of AIS products conform to national electrical codes. Only Underwriters Laboratories (UL) tested and approved electrical components are used in electrical devices. See [www.UL.com](http://www.UL.com) for complete UL listing information. In addition, all panels and components used by AIS have been UL approved. Seller shall not be responsible for any damages or expenses resulting from Purchaser's specifications not conforming to the requirements of the law or local building codes, unless it specifically agrees in writing to do so. Since Seller has no control over the use to which others may put its Products, each user or specifier should determine the Products' suitability for the particular application.

**Limited Lifetime Warranty**

This warranty is given to the initial purchaser and is valid for as long as the product is owned by the original Buyer. The warranty, which runs from the date of manufacture, covers defects in materials and craftsmanship found during normal usage of the products during the warranty period. If a product is defective, and if written notice of the defect is given to AIS within the applicable warranty period, AIS (at its option) will either repair or replace the defective product with a comparable component or product.

This warranty does not apply to "normal wear and tear", damage caused by carrier, damage caused by transport of product from one site or location to another, alterations to the product not expressly authorized by Seller, and products considered to be of a consumable nature such as bulbs and light ballast. It also does not apply to "customer's own material" (i.e. material specified by Buyer that is not a standard AIS product offering) used in the manufacture of AIS products. A product will not be considered defective, and Seller will not be obligated to replace it, if the product is not installed properly or is used in a "non-standard" fashion as prescribed by AIS. It is at the sole discretion of AIS to make a determination if a defect is due to improper product installation.

This warranty is presented in lieu of all other warranties, express or implied, including, but not limited to, any implied warranties of merchantability of fitness for a particular purpose. The customers exclusive remedy with respect to any and all losses or damages resulting from any cause whatsoever shall be repair or replacement as specified above.

Seller (AIS) shall not be liable under any circumstances for consequential, economic, or incidental damages of any nature, including without limitation, damages for personal injury or damages to property, and however occasioned, whether alleged as resulting from breach of warranty or contract by AIS or negligence of AIS or otherwise.

International warranties may differ.

**AIS Supported Specification Software**

AIS provides (at no cost) symbols and data libraries for the following applications. Only Authorized AIS Dealers may purchase AIS products. AIS supported software libraries are:

**20-20 GIZA**

**20-20 CAP**

Compete

**Laminate Options**

<u>Laminates</u>	<u>Color Code</u>
Black	BK
Cabinet Almond	CA
Grand Cherry	GC
Mahogany Clove	MV
Midwest Maple	MW
Nightfall	NF
Storm	SO
Summer Drops	FG
True White	TW

Compete Plus

**Tackboard Fabric Options**

	<u>Style No.</u>	<u>Grade</u>
Avenue Dusk	2062	A
Avenue Park Place	2064	A
Avenue Taxi Cab	2061	A
Engage Denim	2066	A
Engage Neutral	2065	A
Engage Rain Cloud	2067	A
Engage Toffee	2068	A
Rainfall Bliss	2059	A
Rainfall Shore	2060	A
Rainfall Sundown	2057	A
Rainfall Twilight	2058	A
Retrograde Bamboo	25052	A
Retrograde Caramel	25051	A
Retrograde Daytime Fiesta	25041	A
Retrograde Midnight Fiesta	25042	A
Simplicity Blue Smooth	2001	A
Simplicity Chamoise	2002	A
Simplicity Eucalyptus	2003	A
Simplicity Gray Blue	2004	A
Simplicity Sandy Pebble	2005	A
Simplicity Stone	2530	A
Simplicity Twizzle Tan	2008	A
Stream Chocolate	2500	A
Stream Light Sand	2501	A
Stream Ocean Blue	2503	A
Stream Spring Green	2502	A
Systematic Empower	2070	A
Systematic Unite	2069	A
Woven Beach Sand	2520	A
Woven Earth	2521	A

Accessories

Conference Tables

Tables - Aluminum Legs

Conference Room

**COM Fabric Policy**

It is mandatory that a COM Fabric Dealer Form be completed and submitted to your AIS Customer Service representative. All COM fabrics must be tested and approved by AIS before an order can be processed by Customer Service.

- A one yard sample is required for testing and approval for use on all AIS tackboards.
- Customer Service must be advised as to the width of the fabric rolls being supplied (54"W or 60"W). Customer Service must also be advised if the fabric has a backer.
- Yardage required for the job must be calculated by an AIS Customer Service Representative.
- Once AIS has approved the COM fabric, a fabric sample needs to be marked by the dealer with "Front", "Top", and "Bottom", to be sure fabric is applied correctly. The fabric sample then needs to be attached to a COM Fabric Dealer Form and forwarded to AIS Customer Service. The COM Fabric Dealer Form may be downloaded or printed from the AIS website at [www.ais-inc.com/downloads/COMFabric.pdf](http://www.ais-inc.com/downloads/COMFabric.pdf).

**All directional fabric will be railroaded.**

**Fabrics may be discontinued or obsolete without notice. Contact AIS Customer Service with any questions regarding fabric availability.**

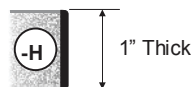
**Keyed-Alike:**

- Workstations can be ordered Keyed-Alike; Available at no charge at time of order only.
- Entire order must be Keyed-Alike. If some furniture needs to be Keyed-Random place as separate order.
- Order as "KAK"; specify total number of locks required and list quantity of each key number
- Key numbers range from #226 to #275.
- Refer to attached chart for multi-lock products; all other products have one lock.
- Example: Order 18 KAK and in the description specify: (2 each of #226-229; 3 each of #230, 231; 4 of #232)

When specifying 'Keyed-Alike', please note that the following products have *more* than one lock:

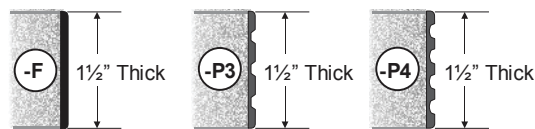
PRODUCT DESCRIPTION	PRODUCT CODE	LOCK QTY
Credenza - Double Lateral File	CFF	2
Credenza - Double Pedestal	CDP	2
Credenza - Double Pedestal and Center Storage	CZ	3
Credenza - Double Storage	CSS	2
Credenza - Lateral File & Storage	CFS	2
Credenza - Storage & Lateral File	CSF	2
Desk - Bowfront Double Pedestal	BDP	2
Desk - Double Pedestal	DP	2
Lateral File - 3 Drawer	SLF3	2
Lateral File - 4 Drawer	SLF4	2
Overhead - with Lock Option (48" - 78" wide) - with 3 or 4 Doors	OD/L	2
Overhead - Wall-Mount - with Lock Option (48" - 78" wide)	WMOD/L	2
Storage and File Cabinet	BSCTL/BSCL	2
Storage Tower with Lateral File - with upper storage lock option	FS/L	2

**EDGE DETAIL**



**COMPETE**  
 - 1" thick worksurfaces and tops  
 - 2.5 mm flat edgbanding

Flat edge



**COMPETE PLUS**  
 - 1 1/2" thick worksurfaces and tops  
 - 2.5 mm flat or profiled edgbanding  
 - Choice of 3 edge details: -F, -P3, -P4  
 - Profiled edge detail is standard on ALL sides of worksurfaces and tops

Flat edge

Profiled edge

**HANDLES**

Code	
/WHB 3.75" Waterfall Handle Black*	
/OPB 3.75" Open Pull Black	
/OPN Open 3.75" Pull Nickel	
/BPA 3.75" Rail Pull Aluminum	um
/RPA 3.75" Rod Pull Aluminum	
/ABP 5" Bar Pull Aluminum	
/ALP 5" Loop Pull	

**COMPETE**  
 A black integral pull is standard on all drawers and doors  
 Optional silver integral pull available  
 - 7 optional surface-mounted handles available  
 - To order add handle code to product code and \$16 per handle to list price.

**COMPETE PLUS**  
 Surface-mounted handles are standard where shown  
 - 7 handle choices available: add handle code to product code  
 \* **NOTE:** Waterfall Handle Black will be provided as the standard default handle when one is not specified.

Compete

Compete Plus

Accessories

Conference Tables

Tables - Aluminum Legs

Conference Room

Compete

**SPECIFYING INSTRUCTIONS**

**COMPETE Example: Double Pedestal Credenza with optional handles**

CDP 7220A-H/OPB (MW/MW)  
 1st - Product Code.....CDP 7220A-H  
 2nd - Handle Option (if applicable).../OPB  
 3rd - Laminate Finish (Case/Top)....(MW/MW: Midwest Maple Case/Midwest Maple Top)

**COMPETE PLUS Example: Double Pedestal Credenza**

CDP 7220A-P3/OPB (BK/MV)  
 1st - Product Code.....CDP 7220A  
 2nd - Edge Code.....-P3  
 3rd - Handle Code...../OPB  
 4th - Laminate Finish (Case/Top)....(BK/MV: Black Case/Mahogany Clove Top)

Compete Plus

**GROMMETS (Cable Management)**

- Grommets are indicated on all product illustrations when standard.
- 2¾" diameter opening
- For non-standard locations, field-installed grommet kits are available (see Accessories).
- A no-grommet option is available at no charge for desk shells, extended corner desk shells and corner units.

Accessories

**LOCKS**

- Locks are standard on all pedestals, credenzas and lateral files.
- Locks are optional on all overheads and storage, except where noted.
- Workstations are available 'Keyed-Alike' at time of order.
- Locks are pre-installed and 'Keyed-Random' in all workstation components (all multi-lock units are 'Keyed-Alike').

**PARTIAL HEIGHT BACK PANELS**

- Full height back panels are standard.
- Partial height back panels are available as a no-charge option on desk shells, extended corner desk shells and corner units.
- Pedestal returns are available with an optional open back at no-charge.

Conference Tables

**SIZES**

- **Published width and depth dimensions are nominal.**
- To determine actual sizes use the multiplier 0.9843... (Example: A desk listed with a nominal width of 60" is actually 60" x 0.9843 = 59 1/16").
- Refer to conversion chart below:

Tables - Aluminum Legs

Nominal	Actual	Nominal	Actual	Nominal	Actual
24"	23 5/8"	54"	53 1/8"	84"	82 11/16"
30"	29 1/2"	60"	59 1/16"	90"	88 9/16"
36"	35 7/16"	66"	64 15/16"	96"	94 1/2"
42"	41 5/16"	72"	70 7/8"	102"	100 3/8"
48"	47 1/4"	78"	76 3/4"	108"	106 1/4"

Conference Room

**NOTE:** Due to dimensional differences, AIS Compete products are NOT compatible with other AIS Systems and should not be combined in paneled workstation environments. See AIS Calibrate products for use with other AIS Systems.

The **Compete** furniture offering consists of an extensive portfolio of products designed to address today's workplace needs. Freestanding, modular components come together to provide intelligent solutions that support and enhance the work environment.

**Features Overview**

- All worksurfaces, tops and end panels are 1” thick
- Freestanding independent components provide maximum flexibility
- Most product is shipped pre-assembled. Products that are ready-to-configure have most fitting pre-attached for quick installation
- Edge banding is 2.5mm thick and always matches laminate finish
- Woodgrain direction on doors and drawer fronts is vertical and grain-matched except where noted
- Integral pulls are standard on drawers and doors
- 7 surface-mounted handle options available
- 9 laminate color choices, 30 tackboard fabric choices
- **Compete Fundamentals** provide standard L and U-shape workstations designed for maximum flexibility and cost effectiveness
- Pedestals accomodate both letter and legal filing

**Compete**

**Compete Plus**

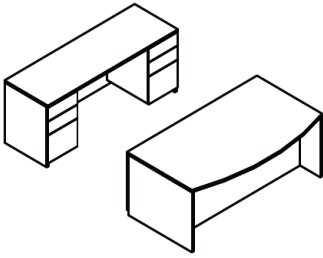
**Accessories**

**Conference Tables**

**Tables - Aluminum Legs**

**Conference Room**

Compete



**Example 1**

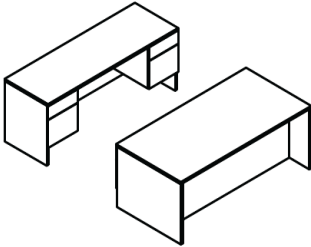
**Part Number**  
BDP7242BH  
CDP7224BH

**Part Description**  
72x42 Double Pedestal Bow-Front Desk, 2 B/B/F Lock  
72x24, Double pedestal Credenza, 2 B/B/F Locking

**List**  
\$4,020.00  
\$3,328.00

**Total: \$7,348.00**

Compete Plus



**Example 2**

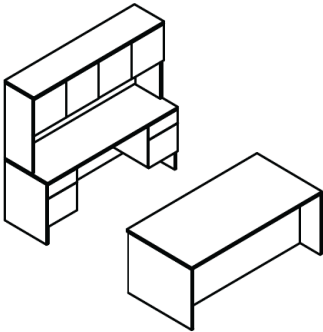
**Part Number**  
CDP7224AH  
DP7236AH

**Part Description**  
72x24, Double pedestal Credenza, 2 B/F Locking  
72x36 Double Pedestal Desk, 2 BF Locking

**List**  
\$2,724.00  
\$2,784.00

**Total: \$5,508.00**

Accessories



**Example 3**

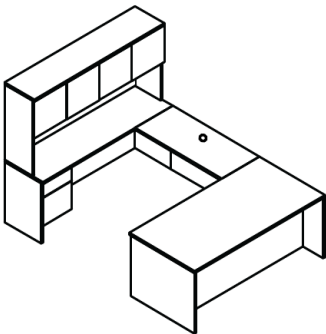
**Part Number**  
CDP7224AH  
DP7236AH  
OD7236H  
TK7236

**Part Description**  
72x24, Double pedestal Credenza, 2 B/F Locking  
72x36 Double Pedestal Desk, 2 BF Locking  
72" Closed Overhead, hinged doors  
72"w Tackboard for 36" high Overhead

**List**  
\$2,724.00  
\$2,784.00  
\$2,245.00  
\$710.00

**Total: \$8,463.00**

Conference Tables



**Example 4**

**Part Number**  
BR4820H  
CPL7220AH  
OD7236H  
SPR7236AH  
TK7236

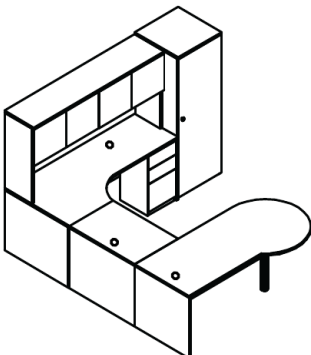
**Part Description**  
48"w x 20"d Bridge  
72x20 Single Pedestal Credenza Ped Left, BF Locking  
72" Closed Overhead, hinged doors  
72x36 Single Pedestal Desk, Ped Right, BF Locking  
72"w Tackboard for 36" high Overhead

**List**  
\$817.00  
\$1,990.00  
\$2,245.00  
\$2,395.00  
\$657.00

**Total: \$8,157.00**

Tables - Aluminum Legs

Conference Room



**Example 5**

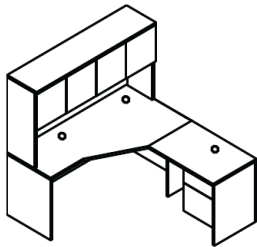
**Part Number**  
BR3624H  
CDRB7224HCV  
F2BFH  
OD7236H  
PLM7236H  
SW242465RH  
TK7236

**Part Description**  
36" w x 24" d Bridge  
72x36 Ext'd crn Dsk Curved crn RH, 24-24, 1 Cutaway End  
Freestanding Pedestal, box/box/file Locking  
72" Closed Overhead, hinged doors  
72" w x 36" d Freestanding P-Top, w/ Modesty, Left  
24" w x 24" d x 65" h Storage/Wardrobe Tower, hinge Right  
72" w Tackboard for 36" high Overhead

**List**  
\$710.00  
\$2,078.00  
\$1,485.00  
\$2,245.00  
\$2,022.00  
\$2,277.00  
\$710.00

**Total: \$11,527.00**





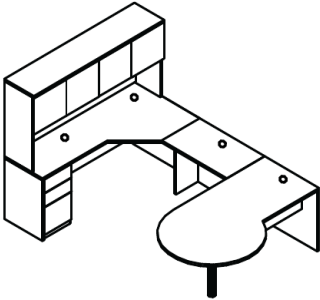
**Example 6**

**Part Number**  
CDLB6624H  
OD6636H  
RR3624AH  
TK6636

**Part Description**  
66x36 Ext'd crn Dsk Straight crn LH 24-24, 1 Cutaway End  
66" Closed Overhead, hinged doors  
36x24 Pedestal Return, Right, BF Locking  
66"w Tackboard for 36" high Overheads

**List**  
\$1,928.00  
\$2,139.00  
\$1,627.00  
\$651.00

**Total: \$6,345.00**



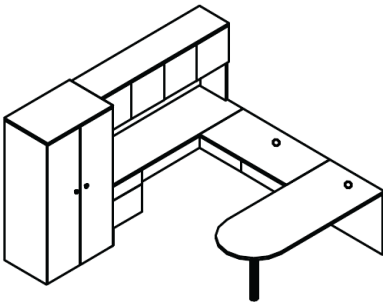
**Example 7**

**Part Number**  
BR3620H  
CDLB7220H  
F2BFH  
OD7236H  
PRM7242H  
TK7236

**Part Description**  
36"w x 20"d Bridge  
72x36 Ext'd crn Dsk Straight crn LH 20-20, 1 Cutaway End  
Freestanding Pedestal, box/box/file Locking  
72" Closed Overhead, hinged doors  
72"w x 42"d Freestanding P-Top, w/ Modesty, Right  
72"w Tackboard for 36" high Overhead

**List**  
\$651.00  
\$2,078.00  
\$1,485.00  
\$2,245.00  
\$2,058.00  
\$710.00

**Total: \$9,227.00**



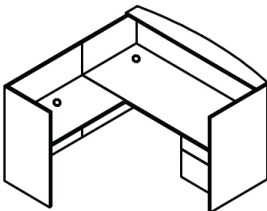
**Example 8**

**Part Number**  
BR4824H  
CPL7224AH  
DF7230H  
OD7236H  
SW362465H  
TK7236

**Part Description**  
48"w x 24"d Bridge  
72x24 Single Pedestal Credenza Ped Left, BF Locking  
72"w x 30"d Freestanding D-Top  
72" Closed Overhead, hinged doors  
36"w x 24"d x 65"h, Storage + Wardrobe  
72"w Tackboard for 36" high Overheads

**List**  
\$979.00  
\$2,168.00  
\$1,532.00  
\$2,245.00  
\$3,043.00  
\$710.00

**Total: \$10,677.00**



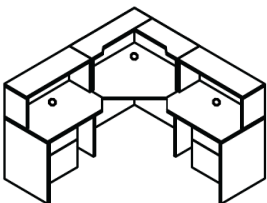
**Example 9**

**Part Number**  
GDBR7236AH  
GRL4224H  
TKG72

**Part Description**  
72x36 Reception Bow-Front Desk, Ped Right, B/F Locking  
42x24 Reception Return, Left  
72" Gallery Tackboard

**List**  
\$3,089.00  
\$1,039.00  
\$710.00

**Total: \$4,838.00**



**Example 10**

**Part Number**  
CC361818H  
DB3624HNL  
DB3624HNR  
HBFH  
HBFH  
OSG36H  
OSG36H  
OSGC36H

**Part Description**  
36"w x 18"d x 18"d Corner Units Straight Corner  
36"w x 24"d Desk Shells Straight Notch Left  
36"w x 24"d Desk Shells Straight Notch Right  
Suspended Pedestal, box/file Locking  
Suspended Pedestal, box/file Locking  
36"w x 12"d x 15"h Reception Gallery  
36"w x 12"d x 15"h Reception Gallery  
36" x 36" Corner Reception Gallery

**List**  
\$1,416.00  
\$1,245.00  
\$1,245.00  
\$1,131.00  
\$1,131.00  
\$840.00  
\$840.00  
\$1,532.00

**Total: \$9,380.00**

**NOTE:** Due to dimensional differences, AIS Compete products are NOT compatible with other AIS Systems and should not be combined in paneled workstation environments. See AIS Calibrate products for use with other AIS Systems.

**Compete Fundamentals - L-shape Workstations**

**Features:**

- L-shape workstation can be configured with overhead & pedestal on left or right
- Locking pedestal standard; Heavy duty full extension ball bearing drawer slides
- 24" deep worksurface with one grommet
- Full-depth end panels standard
- Recessed end panel option recommended when adding a D-Top (see below)
- Black integral pull standard. For optional silver finish, add suffix (/FPS) to product code
- Optional surface-mounted handles available
- ¾ height left back panel provides 8" clearance above floor; optional full-height back available (see below)
- Optional fabric covered tackboard insert available
- Additional overhead storage options available
- Workstation shipped ready-to-assemble

Compete

Compete Plus

Accessories

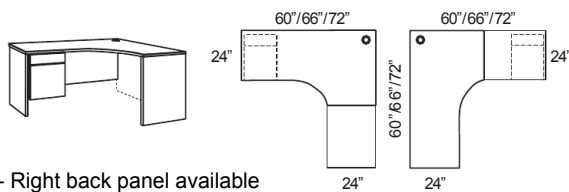
Conference Tables

Tables - Aluminum Legs

Conference Room

	Product Code	List Price	Dimensions			Wt lbs	Cube ft³
			W	D	H		

**L-SHAPE WORKSTATION**

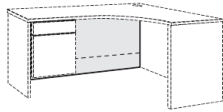


box/file pedestal	MD6060A-H	2416	60	60	29	200	12
	MD6666A-H	2490	66	66	29	210	13
	MD7272A-H	2816	72	72	29	220	14
box/box/file pedestal	MD6060B-H	2715	60	60	29	230	13
	MD6666B-H	2779	66	66	29	240	14
	MD7272B-H	3110	72	72	29	250	15
file/file pedestal	MD6060C-H	2715	60	60	29	230	13
	MD6666C-H	2779	66	66	29	240	14
	MD7272C-H	3110	72	72	29	250	15

- Right back panel available full height only
- For keyboard options see Accessories

**OPTIONS**

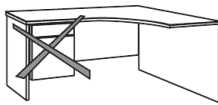
**FULL-HEIGHT LEFT BACK PANEL**



- Add suffix (/FM) to workstation code

/FM	115	-	-	27	+5	-
-----	-----	---	---	----	----	---

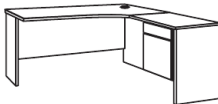
**NO-PEDESTAL OPTION**



- Add suffix (/NP) to workstation code

/NP	-222	-	-	-	-55	-4
-----	------	---	---	---	-----	----

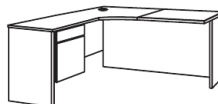
**RECESSED END PANEL - LEFT**



- Replaces 24" left end panel
- 13" deep
- Add suffix (/CGL) to product code

/CGL	n/c	-	-	-	-	-
------	-----	---	---	---	---	---

**RECESSED END PANEL - RIGHT**




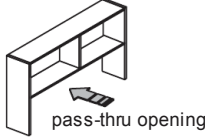

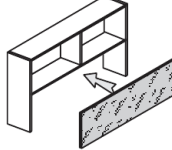
- Replaces 24" right end panel
- 13" deep
- Add suffix (/CGR) to product code

/CGR	n/c	-	-	-	-	-
------	-----	---	---	---	---	---

Compete Fundamentals - Workstation Components

Features:

- D-Top and overhead shipped ready-to-assemble
- 3" diameter black post leg standard on D-top. For optional silver finish, add suffix (/SL) to product code
- Additional D-Top and P-Top options available for workstations.
- Pre-assembled overheads for workstation also available.
- \* All directional fabric will be railroaded.

		Product Code	List Price	Dimensions			Wt	Cube
				W	D	H	lbs	ft <sup>3</sup>
<b>D-TOP</b>								
	- Metal gusset attaches top to end panel	FDT 6624-H	926	66	24	29	100	3
	- Used to convert L-shape to U-shape workstation	FDT 7224-H	1101	72	24	29	110	4
	- Recessed end panel option	FDT 6630-H	1194	66	30	29	110	4
	- Recommended for workstation when adding a D-Top	FDT 7230-H	1423	72	30	29	120	5
<b>OPEN OVERHEAD STORAGE</b>								
	- Pass-thru opening between storage compartments & worksurface	FOS 3636-H	874	36	14	36	65	4
	- Optional fabric covered tackboard insert available	FOS 6036-H	1018	60	14	36	80	6
	- Clearance above desktop is 19½"	FOS 6636-H	1164	66	14	36	95	7
	- Installed height is 65"	FOS 7236-H	1312	72	14	36	110	8
	- Overheads 60" or wider have center divider							
<b>CLOSED OVERHEAD STORAGE</b>								
	- Pass-thru opening between storage compartments & worksurface	FOC 3636-H	1164	36	14	36	75	4
	- Optional fabric covered tackboard insert available	FOC 6036-H	1542	60	14	36	95	6
	- Clearance above desktop is 19½"	FOC 6636-H	1698	66	14	36	110	7
	- Installed height is 65"	FOC 7236-H	1879	72	14	36	130	8
	- Overheads 60" or wider have center divider and 2 doors							
- Flip-up doors are non-locking and retract above top								
<b>TACKBOARD INSERT</b>								
	- Fabric wrapped and tackable one side	TBI 36	454	36	1.25	220	20	1
	- Specify color from fabric options	TBI 60	592	60	1.25	220	30	1
	- Tackboard insert clips easily into place	TBI 66	655	66	1.25	220	33	1
	- and fills pass-thru opening	TBI 72	697	72	1.25	220	36	1

Compete

Compete Plus

Accessories

Conference Tables

Tables - Aluminum Legs

Conference Room

**Standard & Bow Front Double Pedestal Desks**

**Features:**

- 1" thick worksurface
- Full-height inset back panel (Inset is 2½" for 30" desks, 8¾" for 36" desks and 14¾" for 42" desks)
- Bow Front desktop extends 6" on visitor side
- Desk standard without grommets. See Accessories for field-installed grommet option
- Locking pedestals standard and keyed-alike; full-depth drawers maximize storage capacity
- Heavy duty full extension ball bearing drawer slides
- Black integral pull standard. For optional silver finish, add suffix (/FPS) to product code.
- Optional surface-mounted handles available
- 84" desks have center support panel
- Shipped assembled

Compete











Compete Plus

Accessories

Conference Tables

Tables - Aluminum Legs






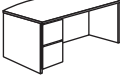

Conference Room

	Product Code	List Price	Dimensions			Wt lbs	Cube ft <sup>3</sup>
			W	D	H		
 <p><b>DOUBLE PEDESTAL DESK - Pedestal Option A</b></p> <p>- 2 box/file pedestals</p>	DP 6030A-H	2500	60	30	29	245	32
	DP 6630A-H	2636	66	30	29	255	35
	DP 7230A-H	2696	72	30	29	265	38
	DP 7236A-H	2784	72	36	29	275	45
	DP 8436A-H	2983	84	36	29	285	53
 <p><b>DOUBLE PEDESTAL DESK - Pedestal Option B</b></p> <p>- 2 box/box/file pedestals - Upper box non-locking</p>	DP 6030B-H	3103	60	30	29	305	32
	DP 6630B-H	3235	66	30	29	315	35
	DP 7230B-H	3296	72	30	29	325	38
	DP 7236B-H	3388	72	36	29	335	45
	DP 8436B-H	3571	84	36	29	345	53
 <p><b>DOUBLE PEDESTAL DESK - Pedestal Option C</b></p> <p>- 2 file/file pedestals</p>	DP 6030C-H	3103	60	30	29	305	32
	DP 6630C-H	3235	66	30	29	315	35
	DP 7230C-H	3296	72	30	29	325	38
	DP 7236C-H	3388	72	36	29	335	45
	DP 8436C-H	3571	84	36	29	345	53
 <p><b>DOUBLE PEDESTAL DESK - Pedestal Option F</b></p> <p>- 1 box/box/file pedestal - left - 1 file/file pedestal - right - Upper box non-locking</p>	DP 6030F-H	3103	60	30	29	305	32
	DP 6630F-H	3235	66	30	29	315	35
	DP 7230F-H	3296	72	30	29	325	38
	DP 7236F-H	3388	72	36	29	335	45
	DP 8436F-H	3571	84	36	29	345	53
 <p><b>DOUBLE PEDESTAL DESK - Pedestal Option G</b></p> <p>- 1 file/file pedestal - left - 1 box/box/file pedestal - right - Upper box non-locking</p>	DP 6030G-H	3103	60	30	29	305	32
	DP 6630G-H	3235	66	30	29	315	35
	DP 7230G-H	3296	72	30	29	325	38
	DP 7236G-H	3388	72	36	29	335	45
	DP 8436G-H	3571	84	36	29	345	53
 <p><b>DOUBLE PEDESTAL BOW FRONT DESK - Pedestal Option A</b></p> <p>- 2 box/file pedestals</p>	BDP 6636A-H	3405	66	36	29	260	42
	BDP 7242A-H	3418	72	42	29	280	53
	BDP 8442A-H	3675	84	42	29	290	62
 <p><b>DOUBLE PEDESTAL BOW FRONT DESK - Pedestal Option B</b></p> <p>- 2 box/box/file pedestals - Upper box non-locking</p>	BDP 6636B-H	3990	66	36	29	320	42
	BDP 7242B-H	4020	72	42	29	340	53
	BDP 8442B-H	4260	84	42	29	350	62
 <p><b>DOUBLE PEDESTAL BOW FRONT DESK - Pedestal Option C</b></p> <p>- 2 file/file pedestals</p>	BDP 6636C-H	3990	66	36	29	320	42
	BDP 7242C-H	4020	72	42	29	340	53
	BDP 8442C-H	4260	84	42	29	350	62
 <p><b>DOUBLE PEDESTAL BOW FRONT DESK - Pedestal Option F</b></p> <p>- 1 box/box/file pedestal - left - 1 file/file pedestal - right - Upper box non-locking</p>	BDP 6636F-H	3990	66	36	29	320	42
	BDP 7242F-H	4020	72	42	29	340	53
	BDP 8442F-H	4260	84	42	29	350	62
 <p><b>DOUBLE PEDESTAL BOW FRONT DESK - Pedestal Option G</b></p> <p>- 1 file/file pedestal - left - 1 box/box/file pedestal - right - Upper box non-locking</p>	BDP 6636G-H	3990	66	36	29	320	42
	BDP 7242G-H	4020	72	42	29	340	53
	BDP 8442G-H	4260	84	42	29	350	62

Standard & Bow Front Single Pedestal Desks - Left

Features:

- 1" thick worksurface
- Full height inset back panel (Inset is 2½" for 30" desks, 8¾" for 36" and 14¾" for 42" desks)
- Bow Front desktop extends 6" on visitor side.
- Desk standard without grommets. See Accessories for field-installed grommet option.
- Locking pedestal standard; full-depth drawers maximize storage capacity
- Heavy duty full extension ball bearing drawer slides
- Black integral pull standard. For optional silver finish, add suffix (/FPS) to product code.
- Optional surface-mounted handles available
- 84" desks have center support panel
- Shipped assembled

	Product Code	List Price	Dimensions			Wt lbs	Cube ft³
			W	D	H		
<b>SINGLE PEDESTAL DESK - LEFT - Pedestal Option A</b>							
 <p>- Box/file pedestal</p>	SPL 4830A-H	1868	48	30	29	170	26
	SPL 5430A-H	2011	54	30	29	180	29
	SPL 6030A-H	2038	60	30	29	190	32
	SPL 6630A-H	2168	66	30	29	200	35
	SPL 7230A-H	2291	72	30	29	210	38
	SPL 7236A-H	2395	72	36	29	220	45
	SPL 8436A-H	2605	84	36	29	230	53
<b>SINGLE PEDESTAL DESK - LEFT - Pedestal Option B</b>							
 <p>- Box/box/file pedestal - Upper box non-locking</p>	SPL 4830B-H	2168	48	30	29	200	26
	SPL 5430B-H	2305	54	30	29	210	29
	SPL 6030B-H	2333	60	30	29	220	32
	SPL 6630B-H	2472	66	30	29	230	35
	SPL 7230B-H	2592	72	30	29	240	38
	SPL 7236B-H	2696	72	36	29	250	45
	SPL 8436B-H	2900	84	36	29	260	53
<b>SINGLE PEDESTAL DESK - LEFT - Pedestal Option C</b>							
 <p>- File/file pedestal</p>	SPL 4830C-H	2168	48	30	29	200	26
	SPL 5430C-H	2305	54	30	29	210	29
	SPL 6030C-H	2333	60	30	29	220	32
	SPL 6630C-H	2472	66	30	29	230	35
	SPL 7230C-H	2592	72	30	29	240	38
	SPL 7236C-H	2696	72	36	29	250	45
	SPL 8436C-H	2900	84	36	29	260	53
<b>SINGLE PEDESTAL BOW FRONT DESK - LEFT - Pedestal Option A</b>							
 <p>- Box/file pedestal</p>	BSPL 6636A-H	2798	66	36	29	205	42
	BSPL 7242A-H	2874	72	42	29	225	53
	BSPL 8442A-H	3087	84	42	29	235	62
<b>SINGLE PEDESTAL BOW FRONT DESK - LEFT - Pedestal Option B</b>							
 <p>- Box/box/file pedestal - Upper box non-locking</p>	BSPL 6636B-H	3087	66	36	29	235	42
	BSPL 7242B-H	3176	72	42	29	255	53
	BSPL 8442B-H	3381	84	42	29	265	62
<b>SINGLE PEDESTAL BOW FRONT DESK - LEFT - Pedestal Option C</b>							
 <p>- File/file pedestal</p>	BSPL 6636C-H	3087	66	36	29	235	42
	BSPL 7242C-H	3176	72	42	29	255	53
	BSPL 8442C-H	3381	84	42	29	265	62
<b>CUTAWAY END PANEL - RIGHT</b>							
 <p>- Replaces 30" or 36" right end panel - Add suffix (/CGR) to product code - Not available for Bow Front Desk</p>	/CGR	n/c	-	-	-	-	-

**Standard & Bow Front Single Pedestal Desks - Right**

**Features:**

- 1" thick worksurface
- Full height inset back panel (Inset is 2½" for 30" desks, 8¾" for 36" and 14¾" for 42" desks)
- Bow Front desktop extends 6" on visitor side.
- Desk standard without grommets. See Accessories for field-installed grommet option.
- Locking pedestal standard; full-depth drawers maximize storage capacity.
- Heavy duty full extension ball bearing drawer slides.
- Black integral pull standard. For optional silver finish add suffix (/FPS) to product code.
- Optional surface-mounted handles available.
- 84" desks have center support panel.
- Shipped assembled

Compete

Compete Plus

Accessories

Conference Tables

Tables - Aluminum Legs

Conference Room

**SINGLE PEDESTAL DESK - RIGHT - Pedestal Option A**



- Box/file pedestal

Product Code	List Price	Dimensions			Wt lbs	Cube ft³
		W	D	H		
SPR 4830A-H	1868	48	30	29	170	26
SPR 5430A-H	2011	54	30	29	180	29
SPR 6030A-H	2038	60	30	29	190	32
SPR 6630A-H	2168	66	30	29	200	35
SPR 7230A-H	2291	72	30	29	210	38
SPR 7236A-H	2395	72	36	29	220	45
SPR 8436A-H	2605	84	36	29	230	53

**SINGLE PEDESTAL DESK - RIGHT - Pedestal Option B**



- Box/box/file pedestal  
- Upper box non-locking

SPR 4830B-H	2168	48	30	29	200	26
SPR 5430B-H	2305	54	30	29	210	29
SPR 6030B-H	2333	60	30	29	220	32
SPR 6630B-H	2472	66	30	29	230	35
SPR 7230B-H	2592	72	30	29	240	38
SPR 7236B-H	2696	72	36	29	250	45
SPR 8436B-H	2900	84	36	29	260	53

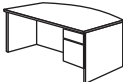
**SINGLE PEDESTAL DESK - RIGHT - Pedestal Option C**



- File/file pedestal

SPR 4830C-H	2168	48	30	29	200	26
SPR 5430C-H	2305	54	30	29	210	29
SPR 6030C-H	2333	60	30	29	220	32
SPR 6630C-H	2472	66	30	29	230	35
SPR 7230C-H	2592	72	30	29	240	38
SPR 7236C-H	2696	72	36	29	250	45
SPR 8436C-H	2900	84	36	29	260	53

**SINGLE PEDESTAL BOW FRONT DESK - RIGHT - Pedestal Option A**



- Box/file pedestal

BSPR 6636A-H	2798	66	36	29	205	42
BSPR 7242A-H	2874	72	42	29	225	53
BSPR 8442A-H	3087	84	42	29	235	62

**SINGLE PEDESTAL BOW FRONT DESK - RIGHT - Pedestal Option B**



- Box/box/file pedestal  
- Upper box non-locking

BSPR 6636B-H	2,858	66	36	29	235	42
BSPR 7242B-H	2,940	72	42	29	255	53
BSPR 8442B-H	3,130	84	42	29	265	62

**SINGLE PEDESTAL BOW FRONT DESK - RIGHT - Pedestal Option C**



- File/file pedestal

BSPR 6636B-H	3087	66	36	29	235	42
BSPR 7242B-H	3176	72	42	29	255	53
BSPR 8442B-H	3381	84	42	29	265	62

**CUTAWAY END PANEL - LEFT**



- Replaces 30" or 36" left end panel  
- Add suffix (/CGL) to product code  
- Not available for Bow Front Desk

/CGL	n/c	-	-	-	-	-
------	-----	---	---	---	---	---

Executive Corner Desks

Features:

- 1" thick worksurface
- Bow Front desktop extends 6" on visitor side.
- Full height back panel, inset 1 1/4"

\* Optional pedestals not recommended for 6630 desks.

Complete

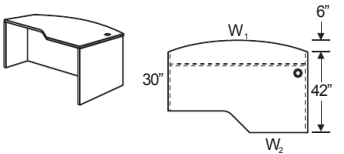
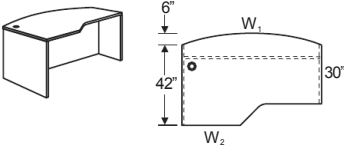
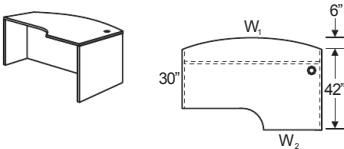
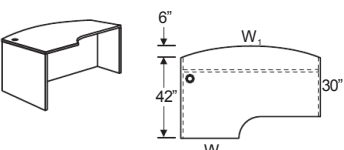
Complete Plus

Accessories

Conference Tables

Tables - Aluminum Legs

Conference Room

	Product Code	List Price	Dimensions				Wt lbs	Cube ft <sup>3</sup>
			W <sub>1</sub>	W <sub>2</sub>	D	H		
<b>EXTENDED LEFT - STRAIGHT CUTAWAY</b>								
	ECDS 6620L-H	2518	66	20	48	29	165	9
	ECDS 6624L-H	2518	66	24	48	29	165	9
	ECDS 6630L-H*	2518	66	30	48	29	165	9
	ECDS 7220L-H	2605	72	20	48	29	175	9
	ECDS 7224L-H	2605	72	24	48	29	175	9
	ECDS 7230L-H	2605	72	30	48	29	175	9
	ECDS 7820L-H	2682	78	20	48	29	186	10
	ECDS 7824L-H	2682	78	24	48	29	186	10
	ECDS 7830L-H	2682	78	30	48	29	186	10
<b>EXTENDED RIGHT - STRAIGHT CUTAWAY</b>								
	ECDS 6620R-H	2518	66	20	48	29	165	9
	ECDS 6624R-H	2518	66	24	48	29	165	9
	ECDS 6630R-H*	2518	66	30	48	29	165	9
	ECDS 7220R-H	2605	72	20	48	29	175	9
	ECDS 7224R-H	2605	72	24	48	29	175	9
	ECDS 7230R-H	2605	72	30	48	29	175	9
	ECDS 7820R-H	2682	78	20	48	29	186	10
	ECDS 7824R-H	2682	78	24	48	29	186	10
	ECDS 7830R-H	2682	78	30	48	29	186	10
<b>EXTENDED LEFT - CURVED CUTAWAY</b>								
	ECDC 6620L-H	2518	66	20	48	29	165	9
	ECDC 6624L-H	2518	66	24	48	29	165	9
	ECDC 6630L-H*	2518	66	30	48	29	165	9
	ECDC 7220L-H	2605	72	20	48	29	175	9
	ECDC 7224L-H	2605	72	24	48	29	175	9
	ECDC 7230L-H	2605	72	30	48	29	175	9
	ECDC 7820L-H	2682	78	20	48	29	186	10
	ECDC 7824L-H	2682	78	24	48	29	186	10
	ECDC 7830L-H	2682	78	30	48	29	186	10
<b>EXTENDED RIGHT - CURVED CUTAWAY</b>								
	ECDC 6620R-H	2518	66	20	48	29	165	9
	ECDC 6624R-H	2518	66	24	48	29	165	9
	ECDC 6630R-H*	2518	66	30	48	29	165	9
	ECDC 7220R-H	2605	72	20	48	29	175	9
	ECDC 7224R-H	2605	72	24	48	29	175	9
	ECDC 7230R-H	2605	72	30	48	29	175	9
	ECDC 7820R-H	2682	78	20	48	29	186	10
	ECDC 7824R-H	2682	78	24	48	29	186	10
	ECDC 7830R-H	2682	78	30	48	29	186	10



**Executive P-Top Corner Desks**

**Features:**

- 1" thick worksurface
- Modesty panel 14" high
- 6" diameter black post leg standard. For optional silver finish, add suffix (/SL) to product code.

Compete

Compete Plus

Accessories

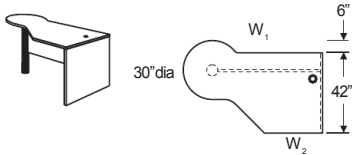
Conference Tables

Tables - Aluminum Legs

Conference Room

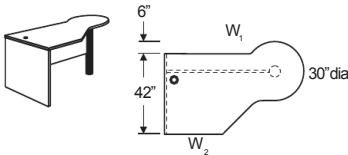
Product Code	List Price	Dimensions				Wt lbs	Cube ft <sup>3</sup>
		W <sub>1</sub>	W <sub>2</sub>	D	H		

**P-TOP LEFT - STRAIGHT CUTAWAY**



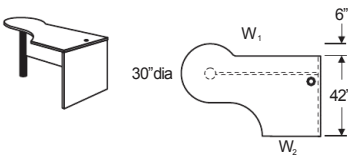
PTCS 6620L-H	2803	66	20	48	29	123	8
PTCS 6624L-H	2803	66	24	48	29	123	8
PTCS 6630L-H	2803	66	30	48	29	123	8
PTCS 7220L-H	2884	72	20	48	29	130	8
PTCS 7224L-H	2884	72	24	48	29	130	8
PTCS 7230L-H	2884	72	30	48	29	130	8
PTCS 7820L-H	2964	78	20	48	29	138	9
PTCS 7824L-H	2964	78	24	48	29	138	9
PTCS 7830L-H	2964	78	30	48	29	138	9

**P-TOP RIGHT - STRAIGHT CUTAWAY**



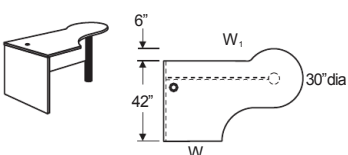
PTCS 6620R-H	2803	66	20	48	29	123	8
PTCS 6624R-H	2803	66	24	48	29	123	8
PTCS 6630R-H	2803	66	30	48	29	123	8
PTCS 7220R-H	2884	72	20	48	29	130	8
PTCS 7224R-H	2884	72	24	48	29	130	8
PTCS 7230R-H	2884	72	30	48	29	130	8
PTCS 7820R-H	2964	78	20	48	29	138	9
PTCS 7824R-H	2964	78	24	48	29	138	9
PTCS 7830R-H	2964	78	30	48	29	138	9

**P-TOP LEFT - CURVED CUTAWAY**



PTCC 6620L-H	2803	66	20	48	29	123	8
PTCC 6624L-H	2803	66	24	48	29	123	8
PTCC 6630L-H	2803	66	30	48	29	123	8
PTCC 7220L-H	2884	72	20	48	29	130	8
PTCC 7224L-H	2884	72	24	48	29	130	8
PTCC 7230L-H	2884	72	30	48	29	130	8
PTCC 7820L-H	2964	78	20	48	29	138	9
PTCC 7824L-H	2964	78	24	48	29	138	9
PTCC 7830L-H	2964	78	30	48	29	138	9

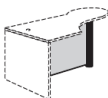
**P-TOP RIGHT - CURVED CUTAWAY**



PTCC 6620R-H	2803	66	20	48	29	123	8
PTCC 6624R-H	2803	66	24	48	29	123	8
PTCC 6630R-H	2803	66	30	48	29	123	8
PTCC 7220R-H	2884	72	20	48	29	130	8
PTCC 7224R-H	2884	72	24	48	29	130	8
PTCC 7230R-H	2884	72	30	48	29	130	8
PTCC 7820R-H	2964	78	20	48	29	138	9
PTCC 7824R-H	2964	78	24	48	29	138	9
PTCC 7830R-H	2964	78	30	48	29	138	9

**OPTIONS**

**FULL HEIGHT MODESTY PANEL**



Add suffix (/FMP) to product code

/FMP	115	-	5/8	28	-	-
------	-----	---	-----	----	---	---



Executive D-Top Corner Desks - 24"

Features:

- 1" thick worksurface
- 6" diameter black post leg standard. For optional silver finish, add suffix (/SL) to product code.
- Modesty panel 14" high

	Product Code	List Price	Dimensions				Wt lbs	Cube ft <sup>3</sup>
			W <sub>1</sub>	W <sub>2</sub>	D	H		
<b>D-TOP LEFT - STRAIGHT CUTAWAY</b> 	DTCS 662420L-H	2518	66	20	42	29	123	8
	DTCS 662424L-H	2518	66	24	42	29	123	8
	DTCS 662430L-H	2518	66	30	42	29	123	8
	DTCS 722420L-H	2605	72	20	42	29	130	8
	DTCS 722424L-H	2605	72	24	42	29	130	8
	DTCS 722430L-H	2605	72	30	42	29	130	8
	DTCS 782420L-H	2682	78	20	42	29	138	9
	DTCS 782424L-H	2682	78	24	42	29	138	9
	DTCS 782430L-H	2682	78	30	42	29	138	9

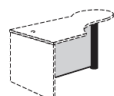
<b>D-TOP RIGHT - STRAIGHT CUTAWAY</b> 	DTCS 662420R-H	2518	66	20	42	29	123	8
	DTCS 662424R-H	2518	66	24	42	29	123	8
	DTCS 662430R-H	2518	66	30	42	29	123	8
	DTCS 722420R-H	2605	72	20	42	29	130	8
	DTCS 722424R-H	2605	72	24	42	29	130	8
	DTCS 722430R-H	2605	72	30	42	29	130	8
	DTCS 782420R-H	2682	78	20	42	29	138	9
	DTCS 782424R-H	2682	78	24	42	29	138	9
	DTCS 782430R-H	2682	78	30	42	29	138	9

<b>D-TOP LEFT - CURVED CUTAWAY</b> 	DTCC 662420L-H	2518	66	20	42	29	123	8
	DTCC 662424L-H	2518	66	24	42	29	123	8
	DTCC 662430L-H	2518	66	30	42	29	123	8
	DTCC 722420L-H	2605	72	20	42	29	130	8
	DTCC 722424L-H	2605	72	24	42	29	130	8
	DTCC 722430L-H	2605	72	30	42	29	130	8
	DTCC 782420L-H	2682	78	20	42	29	138	9
	DTCC 782424L-H	2682	78	24	42	29	138	9
	DTCC 782430L-H	2682	78	30	42	29	138	9

<b>D-TOP RIGHT - CURVED CUTAWAY</b> 	DTCC 662420R-H	2518	66	20	42	29	123	8
	DTCC 662424R-H	2518	66	24	42	29	123	8
	DTCC 662430R-H	2518	66	30	42	29	123	8
	DTCC 722420R-H	2605	72	20	42	29	130	8
	DTCC 722424R-H	2605	72	24	42	29	130	8
	DTCC 722430R-H	2605	72	30	42	29	130	8
	DTCC 782420R-H	2682	78	20	42	29	138	9
	DTCC 782424R-H	2682	78	24	42	29	138	9
	DTCC 782430R-H	2682	78	30	42	29	138	9

OPTIONS

FULL HEIGHT MODESTY PANEL



Add suffix (/FMP) to product code

/FMP

115

- 5/8 28

-

-

Complete

Complete Plus

Accessories

Conference Tables

Tables - Aluminum Legs

Conference Room

**Executive D-Top Corner Desks - 30"**

**Features:**

- 1" thick worksurface
- 6" diameter black post leg standard. For optional silver finish add suffix (/SL) to product code
- Modesty panel 14" high

Compete

Compete Plus

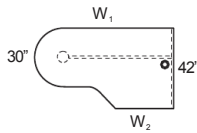
Accessories

Conference Tables

Tables - Aluminum Legs

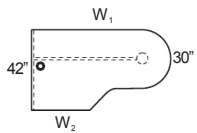

Conference Room

**D-TOP LEFT - STRAIGHT CUTAWAY**



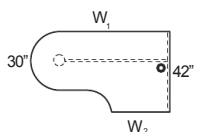
Product Code	List Price	Dimensions				Wt lbs	Cube ft <sup>3</sup>
		W <sub>1</sub>	W <sub>2</sub>	D	H		
DTCS 663020L-H	2518	66	20	42	29	125	8
DTCS 663024L-H	2518	66	24	42	29	125	8
DTCS 663030L-H	2518	66	30	42	29	125	8
DTCS 723020L-H	2605	72	20	42	29	132	8
DTCS 723024L-H	2605	72	24	42	29	132	8
DTCS 723030L-H	2605	72	30	42	29	132	8
DTCS 783020L-H	2682	78	20	42	29	140	9
DTCS 783024L-H	2682	78	24	42	29	140	9
DTCS 783030L-H	2682	78	30	42	29	140	9

**D-TOP RIGHT - STRAIGHT CUTAWAY**



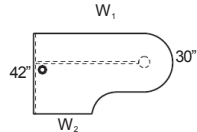

DTCS 663020R-H	2518	66	20	42	29	125	8
DTCS 663024R-H	2518	66	24	42	29	125	8
DTCS 663030R-H	2518	66	30	42	29	125	8
DTCS 723020R-H	2605	72	20	42	29	132	8
DTCS 723024R-H	2605	72	24	42	29	132	8
DTCS 723030R-H	2605	72	30	42	29	132	8
DTCS 783020R-H	2682	78	20	42	29	140	9
DTCS 783024R-H	2682	78	24	42	29	140	9
DTCS 783030R-H	2682	78	30	42	29	140	9

**D-TOP LEFT - CURVED CUTAWAY**



DTCC 663020L-H	2518	66	20	42	29	125	8
DTCC 663024L-H	2518	66	24	42	29	125	8
DTCC 663030L-H	2518	66	30	42	29	125	8
DTCC 723020L-H	2605	72	20	42	29	132	8
DTCC 723024L-H	2605	72	24	42	29	132	8
DTCC 723030L-H	2605	72	30	42	29	132	8
DTCC 783020L-H	2682	78	20	42	29	140	9
DTCC 783024L-H	2682	78	24	42	29	140	9
DTCC 783030L-H	2682	78	30	42	29	140	9

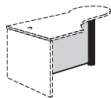
**D-TOP RIGHT - CURVED CUTAWAY**



DTCC 663020R-H	2518	66	20	42	29	125	8
DTCC 663024R-H	2518	66	24	42	29	125	8
DTCC 663030R-H	2518	66	30	42	29	125	8
DTCC 723020R-H	2605	72	20	42	29	132	8
DTCC 723024R-H	2605	72	24	42	29	132	8
DTCC 723030R-H	2605	72	30	42	29	132	8
DTCC 783020R-H	2682	78	20	42	29	140	9
DTCC 783024R-H	2682	78	24	42	29	140	9
DTCC 783030R-H	2682	78	30	42	29	140	9

**OPTIONS**

**FULL-HEIGHT MODESTY PANEL**



Add suffix (/FMP) to product code

/FMP

115

- 5/8 28






-

-

## Returns - Left

## Features:

- 1" thick worksurface
- One grommet center rear
- Pedestal standard locking with heavy duty full extension ball bearing drawer slides.
- Back panels have vertical wood grain pattern to match adjacent desk end panel.
- Black integral pull standard. For optional silver finish add suffix (/FPS) to product code.
- Optional surface-mounted handles available.
- Optional open back panel available for Pedestal Returns only.
- Pedestal returns shipped assembled; Non-pedestal returns shipped ready-to-assemble.

	Product Code	List Price	Dimensions			Wt lbs	Cube ft <sup>3</sup>
			W	D	H		
<b>PEDESTAL RETURN LEFT - Pedestal Option A</b>							
 - Box/file pedestal	RL 3020A-H	1497	30	20	29	98	13
	RL 3620A-H	1525	36	20	29	105	15
	RL 4220A-H	1571	42	20	29	113	18
	RL 4820A-H	1659	48	20	29	120	20
	RL 5420A-H	1838	54	20	29	128	23
	RL 6020A-H	1990	60	20	29	135	25
	RL 3024A-H	1597	30	24	29	103	13
	RL 3624A-H	1627	36	24	29	110	15
	RL 4224A-H	1659	42	24	29	118	18
	RL 4824A-H	1734	48	24	29	125	20
	RL 5424A-H	1921	54	24	29	133	23
	RL 6024A-H	2071	60	24	29	140	25
<b>PEDESTAL RETURN LEFT - Pedestal Option B</b>							
 - Box/box/file pedestal - Upper box non-locking	RL 3020B-H	1795	30	20	29	128	13
	RL 3620B-H	1821	36	20	29	135	15
	RL 4220B-H	1868	42	20	29	143	18
	RL 4820B-H	1957	48	20	29	150	20
	RL 5420B-H	2131	54	20	29	158	23
	RL 6020B-H	2285	60	20	29	165	25
	RL 3024B-H	1895	30	24	29	133	13
	RL 3624B-H	1921	36	24	29	140	15
	RL 4224B-H	1957	42	24	29	148	18
	RL 4824B-H	2038	48	24	29	155	20
	RL 5424B-H	2210	54	24	29	163	23
	RL 6024B-H	2366	60	24	29	170	25
<b>PEDESTAL RETURN LEFT - Pedestal Option C</b>							
 - File/file pedestal	RL 3020C-H	1795	30	20	29	128	13
	RL 3620C-H	1821	36	20	29	135	15
	RL 4220C-H	1868	42	20	29	143	18
	RL 4820C-H	1957	48	20	29	150	20
	RL 5420C-H	2131	54	20	29	158	23
	RL 6020C-H	2285	60	20	29	165	25
	RL 3024C-H	1895	30	24	29	133	13
	RL 3624C-H	1921	36	24	29	140	15
	RL 4224C-H	1957	42	24	29	148	18
	RL 4824C-H	2038	48	24	29	155	20
	RL 5424C-H	2210	54	24	29	163	23
	RL 6024C-H	2366	60	24	29	170	25
<b>20" RETURN LEFT - NO PEDESTAL</b>							
 - Can not accommodate field-installed hanging and mobile pedestal options	FRL 3020-H	896	30	20	29	68	3
	FRL 3620-H	921	36	20	29	70	3
	FRL 4220-H	972	42	20	29	73	3
	FRL 4820-H	1023	48	20	29	75	4
	FRL 5420-H	1058	54	20	29	78	4
	FRL 6020-H	1104	60	20	29	80	4
<b>24" RETURN LEFT - NO PEDESTAL</b>							
 - Can accommodate field-installed hanging and mobile pedestal options	FRL 3024-H	956	30	24	29	68	3
	FRL 3624-H	979	36	24	29	70	3
	FRL 4224-H	1030	42	24	29	73	3
	FRL 4824-H	1083	48	24	29	75	4
	FRL 5424-H	1118	54	24	29	78	4
	FRL 6024-H	1164	60	24	29	80	4

**OPTIONS** Note: Do not use this option if return is supporting overhead storage unit.

## OPEN BACK PEDESTAL RETURN



Add suffix (/OB) to product code

/OB

n/c

- - - - -

Compete

Compete Plus

Accessories

Conference Tables

Tables - Aluminum Legs

Conference Room

**Returns - Right**

**Features:**

- 1" thick worksurface
- One grommet center rear
- Pedestal standard locking with heavy duty full extension ball bearing drawer slides.
- Back panels have vertical wood grain pattern to match adjacent desk end panel.
- Black integral pull standard. For optional silver finish add suffix (/FPS) to product code.
- Optional surface-mounted handles available.
- Optional open back panel available for Pedestal Returns only.
- Pedestal returns shipped assembled; Non-pedestal returns shipped ready-to-assemble.

Compete







Compete Plus

Accessories

Conference Tables

Tables - Aluminum Legs

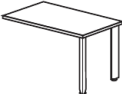
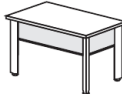
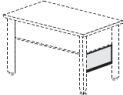
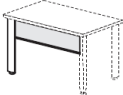

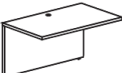


Conference Room

	Product Code	List Price	Dimensions			Wt lbs	Cube ft <sup>3</sup>
			W	D	H		
 <p><b>PEDESTAL RETURN RIGHT - Pedestal Option A</b></p> <p>- Box/file pedestal</p>	RR 3020A-H	1497	30	20	29	98	13
	RR 3620A-H	1525	36	20	29	105	15
	RR 4220A-H	1571	42	20	29	113	18
	RR 4820A-H	1659	48	20	29	120	20
	RR 5420A-H	1838	54	20	29	128	23
	RR 6020A-H	1990	60	20	29	135	25
	RR 3024A-H	1597	30	24	29	103	13
	RR 3624A-H	1627	36	24	29	110	15
	RR 4224A-H	1659	42	24	29	118	18
	RR 4824A-H	1734	48	24	29	125	20
	RR 5424A-H	1921	54	24	29	133	23
RR 6024A-H	2071	60	24	29	140	25	
 <p><b>PEDESTAL RETURN RIGHT - Pedestal Option B</b></p> <p>- Box/box/file pedestal - Upper box non-locking</p>	RR 3020B-H	1795	30	20	29	128	13
	RR 3620B-H	1821	36	20	29	135	15
	RR 4220B-H	1868	42	20	29	143	18
	RR 4820B-H	1957	48	20	29	150	20
	RR 5420B-H	2131	54	20	29	158	23
	RR 6020B-H	2285	60	20	29	165	25
	RR 3024B-H	1895	30	24	29	133	13
	RR 3624B-H	1921	36	24	29	140	15
	RR 4224B-H	1957	42	24	29	148	18
	RR 4824B-H	2038	48	24	29	155	20
	RR 5424B-H	2210	54	24	29	163	23
RR 6024B-H	2366	60	24	29	170	25	
 <p><b>PEDESTAL RETURN RIGHT - Pedestal Option C</b></p> <p>- File/file pedestal</p>	RR 3020C-H	1795	30	20	29	128	13
	RR 3620C-H	1821	36	20	29	135	15
	RR 4220C-H	1868	42	20	29	143	18
	RR 4820C-H	1957	48	20	29	150	20
	RR 5420C-H	2131	54	20	29	158	23
	RR 6020C-H	2285	60	20	29	165	25
	RR 3024C-H	1895	30	24	29	133	13
	RR 3624C-H	1921	36	24	29	140	15
	RR 4224C-H	1957	42	24	29	148	18
	RR 4824C-H	2038	48	24	29	155	20
	RR 5424C-H	2210	54	24	29	163	23
RR 6024C-H	2366	60	24	29	170	25	
 <p><b>20" RETURN RIGHT - NO PEDESTAL</b></p> <p>- Can not accommodate field-installed hanging and mobile pedestal options</p>	FRR 3020-H	896	30	20	29	68	3
	FRR 3620-H	921	36	20	29	70	3
	FRR 4220-H	972	42	20	29	73	3
	FRR 4820-H	1023	48	20	29	75	4
	FRR 5420-H	1058	54	20	29	78	4
	FRR 6020-H	1104	60	20	29	80	4
 <p><b>24" RETURN RIGHT - NO PEDESTAL</b></p> <p>- Can accommodate field-installed hanging and mobile pedestal options</p>	FRR 3024-H	956	30	24	29	68	3
	FRR 3624-H	979	36	24	29	70	3
	FRR 4224-H	1030	42	24	29	73	3
	FRR 4824-H	1083	48	24	29	75	4
	FRR 5424-H	1118	54	24	29	78	4
	FRR 6024-H	1164	60	24	29	80	4
<b>OPTIONS</b> Note: Do not use this option if return is supporting overhead storage unit							
<b>OPEN BACK PEDESTAL RETURN</b>							
 <p>Add suffix (/OB) to product code</p>	/OB	n/c	-	-	-	-	-

## Returns - Aluminum Legs and Acrylic Panels; Bridges

## Features:

- 1" thick worksurface
- Return standard without grommet. See Accessories for field-installed grommet option.
- Aluminum legs with clear anodized finish and wire management capabilities.
- For horizontal wire management, see Accessories

	Product Code	List Price	Dimensions			Wt lbs	Cube ft <sup>3</sup>
			W	D	H		
<b>RETURN WITH ALUMINUM LEGS</b>							
 <ul style="list-style-type: none"> <li>- Non-handed</li> <li>- Standard with 2 support legs</li> <li>- Optional acrylic end panels</li> </ul>	RAL 4224-H	1550	42	24	29	33	4
	RAL 4824-H	1562	48	24	29	36	4
	RAL 5424-H	1641	54	24	29	40	4
	RAL 6024-H	1680	60	24	29	43	5
	RAL 4230-H	1720	42	30	29	39	4
	RAL 4830-H	1736	48	30	29	43	5
	RAL 5430-H	1752	54	30	29	47	5
RAL 6030-H	2002	60	30	29	52	5	
<b>RETURN WITH ALUMINUM LEGS, ACRYLIC END PANEL &amp; MODESTY PANEL</b>							
 <ul style="list-style-type: none"> <li>- Non-handed</li> <li>- Standard with 3 support legs, 1 acrylic end panel and modesty panel</li> <li>- Optional add-on acrylic end panel (order separately - see below)</li> </ul>	RAL 4224EM-H	2652	42	24	29	33	4
	RAL 4824EM-H	2700	48	24	29	36	4
	RAL 5424EM-H	2821	54	24	29	40	4
	RAL 6024EM-H	2900	60	24	29	43	5
	RAL 4230EM-H	2860	42	30	29	39	4
	RAL 4830EM-H	2915	48	30	29	43	5
	RAL 5430EM-H	2969	54	30	29	47	5
RAL 6030EM-H	3263	60	30	29	52	5	
<b>ADD-ON ACRYLIC END PANEL</b>							
 <ul style="list-style-type: none"> <li>- Use to add an end panel to RAL return</li> <li>- Use to create a double end panel on an RAL-EM return</li> </ul>	AEP 24	234	16	1/4	10	1	1
	AEP 30	275	22	1/4	10	1	1
<b>ADD-ON ACRYLIC MODESTY PANEL</b>							
 <ul style="list-style-type: none"> <li>- Not to be used with RAL-EM returns</li> <li>- Includes the 3rd support leg</li> </ul>	AMPL 42	319	34	1/4	10	3	1
	AMPL 48	356	40	1/4	10	4	1
	AMPL 54	398	46	1/4	10	4	1
	AMPL 60	438	52	1/4	10	5	1
	AMPL 66	479	58	1/4	10	5	1
	AMPL 72	519	64	1/4	10	6	1
<b>20" BRIDGE</b>							
	BR 3020-H	629	30	20	29	60	2
	BR 3620-H	651	36	20	29	62	2
	BR 4220-H	724	42	20	29	65	2
	BR 4820-H	817	48	20	29	67	3
	BR 5420-H	907	54	20	29	70	3
	BR 6020-H	989	60	20	29	72	4
<b>24" BRIDGE</b>							
	BR 3024-H	687	30	24	29	60	2
	BR 3624-H	710	36	24	29	62	2
	BR 4224-H	845	42	24	29	65	2
	BR 4824-H	979	48	24	29	67	3
	BR 5424-H	1018	54	24	29	70	3
	BR 6024-H	1052	60	24	29	72	4
<b>OPTIONS Note: Do not use this option if bridge is supporting overhead storage unit.</b>							
<b>3/4 HEIGHT BACK PANEL</b>							
 <ul style="list-style-type: none"> <li>- Add suffix (/ 3Q) to product code</li> <li>- Provides 8" clearance above the floor</li> </ul>	/ 3Q	n/c	-	5/8	20	-3	-
<b>1/2 HEIGHT BACK PANEL</b>							
 <ul style="list-style-type: none"> <li>- Add suffix (/ 2Q) to product code</li> <li>- Provides 14" clearance above the floor</li> </ul>	/ 2Q	n/c	-	5/8	14	-5	-

Compete

Compete Plus

Accessories

Conference Tables

Tables - Aluminum Legs

Conference Room

**Single Pedestal Credenzas - Left and Right**

**Features:**

- 1" thick worksurface
- Full height back panel
- Credenzas standard without grommets. See Accessories for field-installed grommet option.
- Locking pedestal standard
- Heavy duty full extension ball bearing drawer slides.
- Black integral pull standard. For optional silver finish, add suffix (/FPS) to product code.
- Optional surface-mounted handles available.
- Shipped assembled

Compete

Compete Plus

Accessories

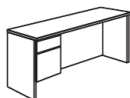
Conference Tables

Tables - Aluminum Legs

Conference Room

Product Code	List Price	Dimensions			Wt lbs	Cube ft <sup>3</sup>
		W	D	H		

**SINGLE PEDESTAL CREDENZA - LEFT - Pedestal Option A**



- Box/file pedestal

CPL 6020A-H	1898	60	20	29	160	22
CPL 6620A-H	1957	66	20	29	165	24
CPL 7220A-H	1990	72	20	29	175	26
CPL 6024A-H	2048	60	24	29	165	25
CPL 6624A-H	2078	66	24	29	170	27
CPL 7224A-H	2168	72	24	29	180	30

**SINGLE PEDESTAL CREDENZA - LEFT - Pedestal Option B**



- Box/box/file pedestal  
- Upper box non-locking

CPL 6020B-H	2200	60	20	29	190	22
CPL 6620B-H	2257	66	20	29	195	24
CPL 7220B-H	2291	72	20	29	205	26
CPL 6024B-H	2349	60	24	29	195	25
CPL 6624B-H	2381	66	24	29	200	27
CPL 7224B-H	2472	72	24	29	210	30

**SINGLE PEDESTAL CREDENZA - LEFT - Pedestal Option C**



- File/file pedestal

CPL 6020C-H	2200	60	20	29	190	22
CPL 6620C-H	2257	66	20	29	195	24
CPL 7220C-H	2291	72	20	29	205	26
CPL 6024C-H	2349	60	24	29	195	25
CPL 6624C-H	2381	66	24	29	200	27
CPL 7224C-H	2472	72	24	29	210	30

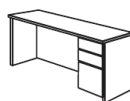
**SINGLE PEDESTAL CREDENZA - RIGHT - Pedestal Option A**



- Box/file pedestal

CPR 6020A-H	1898	60	20	29	160	22
CPR 6620A-H	1957	66	20	29	165	24
CPR 7220A-H	1990	72	20	29	175	26
CPR 6024A-H	2048	60	24	29	165	25
CPR 6624A-H	2078	66	24	29	170	27
CPR 7224A-H	2168	72	24	29	180	30

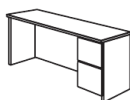
**SINGLE PEDESTAL CREDENZA - RIGHT - Pedestal Option B**



- Box/box/file pedestal  
- Upper box non-locking

CPR 6020B-H	2200	60	20	29	190	22
CPR 6620B-H	2257	66	20	29	195	24
CPR 7220B-H	2291	72	20	29	205	26
CPR 6024B-H	2349	60	24	29	195	25
CPR 6624B-H	2381	66	24	29	200	27
CPR 7224B-H	2472	72	24	29	210	30

**SINGLE PEDESTAL CREDENZA - RIGHT - Pedestal Option C**



- File/file pedestal

CPR 6020C-H	2200	60	20	29	190	22
CPR 6620C-H	2257	66	20	29	195	24
CPR 7220C-H	2291	72	20	29	205	26
CPR 6024C-H	2349	60	24	29	195	25
CPR 6624C-H	2381	66	24	29	200	27
CPR 7224C-H	2472	72	24	29	210	30

**OPTIONS**

**CUTAWAY END PANEL - RIGHT**



- Replaces 20" or 24" right end panel on CPL  
- Add suffix (/CGR) to product code

/CGR

n/c

- - - - -

**CUTAWAY END PANEL - LEFT**



- Replaces 20" or 24" left end panel on CPR  
- Add suffix (/CGL) to product code

/CGL

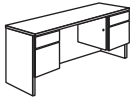

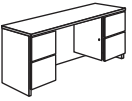
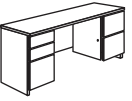
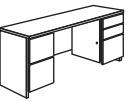
n/c

- - - - -

Double Pedestal Credenzas

Features:

- 1" thick worksurface
- Full height back panel
- Credenza standard without grommets. See Accessories for field-installed grommet option.
- Locking pedestals standard and keyed-alike.
- Heavy duty full extension ball bearing drawer slides.
- Black integral pull standard. For optional silver finish, add suffix (/FPS) to product code.
- Optional surface-mounted handles available.
- Shipped assembled

	Product Code	List Price	Dimensions			Wt lbs	Cube ft <sup>3</sup>
			W	D	H		
<b>DOUBLE PEDESTAL CREDENZA - Pedestal Option A</b>							
 <p>- 2 box/file pedestals</p>	CDP 6020A-H	2413	60	20	29	215	22
	CDP 6620A-H	2472	66	20	29	220	24
	CDP 7220A-H	2500	72	20	29	230	26
	CDP 6024A-H	2619	60	24	29	220	25
	CDP 6624A-H	2654	66	24	29	225	27
	CDP 7224A-H	2724	72	24	29	235	30
<b>DOUBLE PEDESTAL CREDENZA - Pedestal Option B</b>							
 <p>- 2 box/box/file pedestals - Upper box non-locking</p>	CDP 6020B-H	3013	60	20	29	275	22
	CDP 6620B-H	3069	66	20	29	280	24
	CDP 7220B-H	3103	72	20	29	290	26
	CDP 6024B-H	3224	60	24	29	280	25
	CDP 6624B-H	3249	66	24	29	285	27
	CDP 7224B-H	3328	72	24	29	295	30
<b>DOUBLE PEDESTAL CREDENZA - Pedestal Option C</b>							
 <p>- 2 file/file pedestals</p>	CDP 6020C-H	3013	60	20	29	275	22
	CDP 6620C-H	3069	66	20	29	280	24
	CDP 7220C-H	3103	72	20	29	290	26
	CDP 6024C-H	3224	60	24	29	280	25
	CDP 6624C-H	3249	66	24	29	285	27
	CDP 7224C-H	3328	72	24	29	295	30
<b>DOUBLE PEDESTAL CREDENZA - Pedestal Option F</b>							
 <p>- 1 box/box/file pedestal - left - 1 file/file pedestal - right - Upper box non-locking</p>	CDP 6020F-H	3013	60	20	29	275	22
	CDP 6620F-H	3069	66	20	29	280	24
	CDP 7220F-H	3103	72	20	29	290	26
	CDP 6024F-H	3224	60	24	29	280	25
	CDP 6624F-H	3249	66	24	29	285	27
	CDP 7224F-H	3328	72	24	29	295	30
<b>DOUBLE PEDESTAL CREDENZA - Pedestal Option G</b>							
 <p>- 1 file/file pedestal - left - 1 box/box/file pedestal - right - Upper box non-locking</p>	CDP 6020G-H	3013	60	20	29	275	22
	CDP 6620G-H	3069	66	20	29	280	24
	CDP 7220G-H	3103	72	20	29	290	26
	CDP 6024G-H	3224	60	24	29	280	25
	CDP 6624G-H	3249	66	24	29	285	27
	CDP 7224G-H	3328	72	24	29	295	30

Compete

Compete Plus

Accessories

Conference Tables

Tables - Aluminum Legs

Conference Room



**Storage & Lateral File Credenzas**

**Features:**

- 1" thick worksurface
- Full height back panel
- Credenza standard without grommets. See Accessories for field-installed grommet option.
- All credenza drawers and doors standard locking and keyed-alike.
- Heavy duty full extension ball bearing drawer slides
- Pedestals and lateral files accommodate both letter and legal filing.
- "Front-to-back filing" hardware available no charge for lateral files. See page 47.
- Black integral pull standard. For optional silver finish, add suffix (/FPS) to product code.
- Optional surface-mounted handles available.
- Shipped assembled

**NOTE:** Due to dimensional differences, AIS Compete products are NOT compatible with other AIS Systems and should not be combined in paneled workstation environments. See AIS Calibrate products for use with other AIS Systems.

Compete












Compete Plus

Accessories

Conference Tables

Tables - Aluminum Legs

Conference Room























	Product Code	List Price	Dimensions			Wt lbs	Cube ft <sup>3</sup>
			W	D	H		
<b>CREDENZA - CENTER STORAGE &amp; DBL BOX/FILE PEDESTAL</b>  <ul style="list-style-type: none"> <li>- 2 box/file pedestals</li> <li>- Center storage cabinet</li> <li>- 3 locks keyed alike</li> </ul>	CZ 6020A-H	2937	60	20	29	210	22
	CZ 6620A-H	2981	66	20	29	220	24
	CZ 7220A-H	3029	72	20	29	230	26
	CZ 6024A-H	3145	60	24	29	230	25
	CZ 6624A-H	3208	66	24	29	240	27
CZ 7224A-H	3314	72	24	29	250	30	
<b>CREDENZA - CENTER STORAGE &amp; DBL BOX/BOX/FILE PEDESTAL</b>  <ul style="list-style-type: none"> <li>- 2 box/box/file pedestals</li> <li>- Upper box non-locking</li> <li>- Center storage cabinet</li> <li>- 3 locks keyed alike</li> </ul>	CZ 6020B-H	3453	60	20	29	270	22
	CZ 6620B-H	3494	66	20	29	280	24
	CZ 7220B-H	3541	72	20	29	290	26
	CZ 6024B-H	3661	60	24	29	290	25
	CZ 6624B-H	3723	66	24	29	300	27
CZ 7224B-H	3830	72	24	29	310	30	
<b>CREDENZA - CENTER STORAGE &amp; DBL FILE/FILE PEDESTAL</b>  <ul style="list-style-type: none"> <li>- 2 file/file pedestals</li> <li>- Center storage cabinet</li> <li>- 3 locks keyed alike</li> </ul>	CZ 6020C-H	3453	60	20	29	270	22
	CZ 6620C-H	3494	66	20	29	280	24
	CZ 7220C-H	3541	72	20	29	290	26
	CZ 6024C-H	3661	60	24	29	290	25
	CZ 6624C-H	3723	66	24	29	300	27
CZ 7224C-H	3830	72	24	29	310	30	
<b>CREDENZA - LATERAL FILE LEFT</b>  <ul style="list-style-type: none"> <li>- 36" wide lateral file</li> </ul>	CFL 6020-H	2735	60	20	29	160	22
	CFL 6620-H	2775	66	20	29	170	24
	CFL 7220-H	2824	72	20	29	180	26
	CFL 6024-H	2844	60	24	29	180	25
	CFL 6624-H	2915	66	24	29	190	27
CFL 7224-H	3064	72	24	29	200	30	
<b>CREDENZA - LATERAL FILE RIGHT</b>  <ul style="list-style-type: none"> <li>- 36" wide lateral file</li> </ul>	CFR 6020-H	2735	60	20	29	160	22
	CFR 6620-H	2775	66	20	29	170	24
	CFR 7220-H	2824	72	20	29	180	26
	CFR 6024-H	2844	60	24	29	180	25
	CFR 6624-H	2915	66	24	29	190	27
CFR 7224-H	3064	72	24	29	200	30	
<b>CREDENZA - DOUBLE LATERAL FILE</b>  <ul style="list-style-type: none"> <li>- 30" wide lateral files on 60" credenza</li> <li>- 36" wide lateral files on 72" credenza</li> </ul>	CFF 6020-H	3654	60	20	29	240	22
	CFF 7220-H	4011	72	20	29	260	26
	CFF 6024-H	3969	60	24	29	260	25
	CFF 7224-H	4365	72	24	29	280	30
<b>CREDENZA - LATERAL FILE LEFT &amp; STORAGE RIGHT</b>  <ul style="list-style-type: none"> <li>- 36" wide lateral file</li> <li>- 1 adjustable shelf in storage cabinet</li> </ul>	CFS 6620-H	3226	66	20	29	240	24
	CFS 7220-H	3386	72	20	29	250	26
	CFS 6624-H	3531	66	24	29	260	27
	CFS 7224-H	3680	72	24	29	270	30
<b>CREDENZA - LATERAL FILE RIGHT &amp; STORAGE LEFT</b>  <ul style="list-style-type: none"> <li>- 36" wide lateral file</li> <li>- 1 adjustable shelf in storage cabinet</li> </ul>	CSF 6620-H	3226	66	20	29	240	24
	CSF 7220-H	3386	72	20	29	250	26
	CSF 6624-H	3531	66	24	29	260	27
	CSF 7224-H	3680	72	24	29	270	30
<b>CREDENZA - DOUBLE STORAGE</b>  <ul style="list-style-type: none"> <li>- 1 adjustable shelf left and right</li> </ul>	CSS 6620-H	2629	66	20	29	230	24
	CSS 7220-H	2696	72	20	29	240	26
	CSS 6624-H	2840	66	24	29	250	27
	CSS 7224-H	2891	72	24	29	260	30
<b>OPTIONS</b>							
<b>CUTAWAY END PANEL - RIGHT</b>  <ul style="list-style-type: none"> <li>- Replaces 20" or 24" right end panel on CFL</li> <li>- Add suffix (/CGR) to product code</li> </ul>	/CGR	n/c	-	-	-	-	-
	<b>CUTAWAY END PANEL - LEFT</b>  <ul style="list-style-type: none"> <li>- Replaces 20" or 24" left end panel on CFR</li> <li>- Add suffix (/CGL) to product code</li> </ul>	/CGL	n/c	-	-	-	-



**Reception Workstations**

**Features:**

- 1" thick worksurface
- Desk 30" deep with full height back panel & two grommets.
- Return 24" deep with one grommet center rear.
- Transaction top 12" deep
- Bow Front transaction top 18" deep with 6" overhang.
- 14" clearance above desktop
- Locking pedestal standard
- Heavy duty full extension ball bearing drawer slides
- Black integral pull standard. For optional silver finish, add suffix (/FPS) to product code.
- Optional surface-mounted handles available.
- Reception desk tackboard option
- Shipped assembled - except where noted\*

		Product Code	List Price	Dimensions			Wt	Cube	
				W	D	H	lbs	ft <sup>3</sup>	
<b>RECEPTION DESK - Pedestal Option A</b>									
 	- Box/file pedestal Left      Right	Left	GDL 6630A-H	2838	66	30	44	250	55
		Right	GDL 7230A-H	2960	72	30	44	260	60
<b>RECEPTION DESK - Pedestal Option B</b>									
 	- Box/box/file pedestal - Upper box non-locking Left      Right	Left	GDL 6630B-H	3083	66	30	44	280	55
		Right	GDL 7230B-H	3205	72	30	44	290	60
<b>RECEPTION DESK - Pedestal Option C</b>									
 	- File/file pedestal Left      Right	Left	GDL 6630C-H	3,083	66	30	44	280	55
		Right	GDL 7230C-H	3,205	72	30	44	290	60
<b>BOW FRONT RECEPTION DESK - Pedestal Option A</b>									
 	- Box/file pedestal Left      Right	Left	GDBL 6636A-H	2,969	66	36	44	260	55
		Right	GDBL 7236A-H	3,089	72	36	44	270	60
<b>BOW FRONT RECEPTION DESK - Pedestal Option B</b>									
 	- Box/box/file pedestal - Upper box non-locking Left      Right	Left	GDBL 6636B-H	3,217	66	36	44	290	55
		Right	GDBL 7236B-H	3,334	72	36	44	300	60
<b>BOW FRONT RECEPTION DESK - Pedestal Option C</b>									
 	- File/file pedestal Left      Right	Left	GDBL 6636C-H	3,217	66	36	44	290	55
		Right	GDBL 7236C-H	3,334	72	36	44	300	60
<b>RECEPTION RETURN - Pedestal Option A</b>									
 	- Box/file pedestal Left      Right	Left	GRL 4224A-H	1,916	42	24	43	130	27
		Right	GRL 4824A-H	1,976	48	24	43	135	30
<b>RECEPTION RETURN - Pedestal Option B</b>									
 	- Box/box/file pedestal - Upper box non-locking Left      Right	Left	GRL 4224B-H	2,214	42	24	43	160	27
		Right	GRL 4824B-H	2,277	48	24	43	165	30
<b>RECEPTION RETURN - Pedestal Option C</b>									
 	- File/file pedestal Left      Right	Left	GRL 4224C-H	2,214	42	24	43	160	27
		Right	GRL 4824C-H	2,227	48	24	43	165	30
<b>RECEPTION RETURN - No Pedestal</b>									
 	* Shipped ready to assemble Left      Right	Left	GRL 4224-H	1039	42	24	43	85	4
		Right	GRL 4824-H	1104	48	24	43	90	4
<b>RECEPTION RETURN - TRANSACTION TOP</b>									
 	- Field installation with brackets - Lines up with desk transaction top - Use with left or right returns Left      Right		GRTT 42-H	333	60	12	1	15	1
			GRTT 48-H	356	66	12	1	17	1

**Corner Units**

**Features:**

- 1" thick worksurface
- Black corner post leg standard. For optional silver finish, add suffix (/SL) to product code.
- Back panels standard full height with horizontal wood grain pattern.
- Optional partial height back panels available (see below).
- Left and right recessed end panels standard.
- For keyboard options, see Accessories.

Compete

Compete Plus

Accessories

Conference Tables

Tables - Aluminum Legs

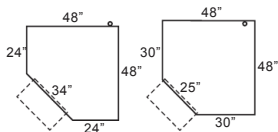
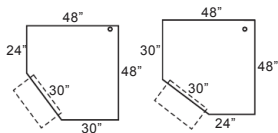
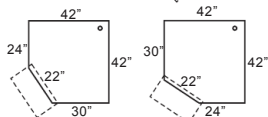
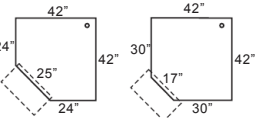
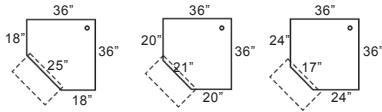
Conference Room

**STRAIGHT CORNER**



Keyboard Option:

- AKS 22
- AKS 30
- ARK
- DARK



Product Code	List Price	Dimensions			Wt lbs	Cube ft <sup>3</sup>
		W	D	H		

CC 361818-H	1416	36	36	29	85	3
CC 362020-H	1416	36	36	29	85	3
CC 362424-H	1416	36	36	29	85	3

CC 422424-H	1687	42	42	29	105	4
CC 423030-H	1687	42	42	29	105	4

CC 422430-H	1687	42	42	29	105	4
CC 423024-H	1687	42	42	29	105	4

CC 482430-H	1898	48	48	29	125	5
CC 483024-H	1898	48	48	29	125	5

CC 482424-H	1898	48	48	29	125	5
CC 483030-H	1898	48	48	29	125	5

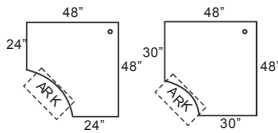
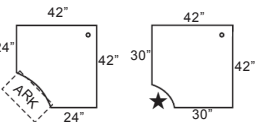
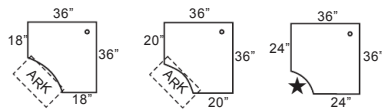
**CURVILINEAR CORNER**



★ = Not intended for keyboard tray

Keyboard Option:

- ARK
- DARK



CV 361818-H	1416	36	36	29	85	3
CV 362020-H	1416	36	36	29	85	3
CV 362424-H	1416	36	36	29	85	3

CV 422424-H	1687	42	42	29	105	4
CV 423030-H	1687	42	42	29	105	4

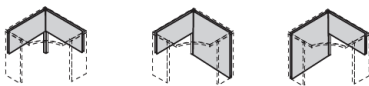
CV 482424-H	1898	48	48	29	125	5
CV 483030-H	1898	48	48	29	125	5

**OPTIONS**

**PARTIAL HEIGHT BACK PANELS**

- Choose suffix below to match back panel preference
- Add suffix to "CDL" or "CDR" product code

Corner Units:



(3/4 Height Suffix)

(1/2 Height Suffix)

/ 3Q      / 3QL      / 3QR  
/ 2Q      / 2QL      / 2QR

- / 3Q
- / 3QL
- / 3QR
- / 2Q
- / 2QL
- / 2QR

n/c      -      -      -      -5      -

**NO-GROMMET OPTION**

- Add suffix (/NGR) to product code

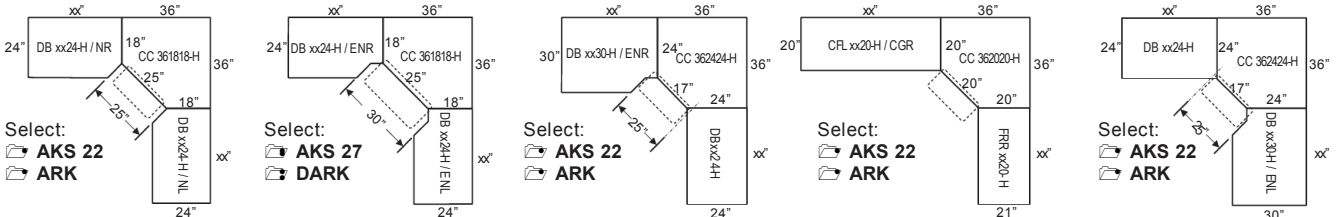
/NGR      n/c      -      -      -      -      -

Reference Pages:

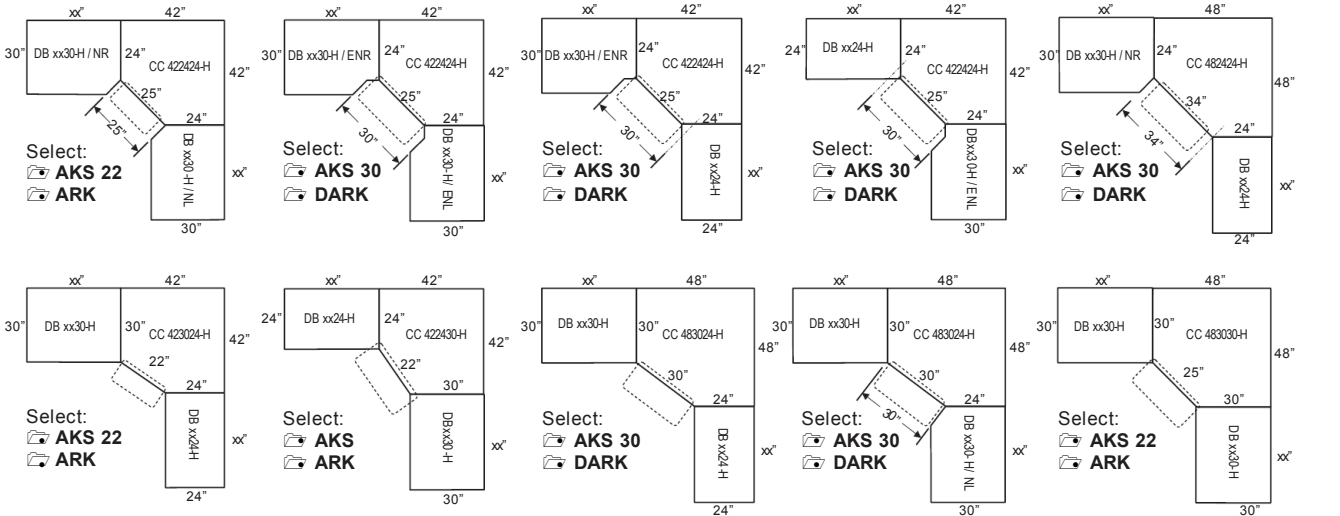
Features:

- 1" thick worksurface
- Keyboard options - see Accessories.
- Corner units - see previous page.
- Desk shells - see following pages.
- Optional desk shell notches.

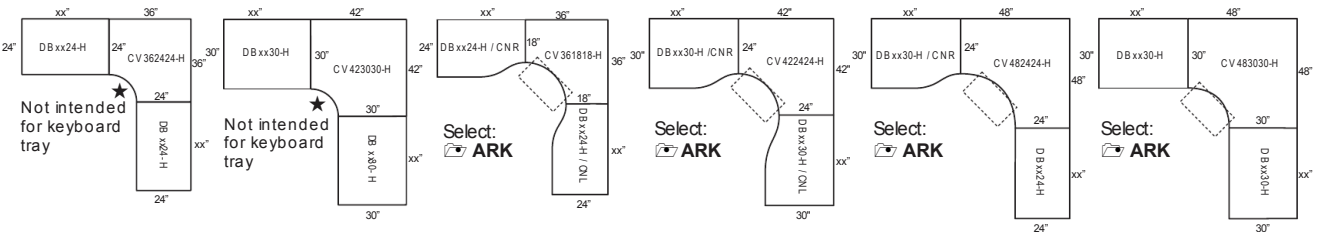
STRAIGHT CORNERS 36" x 36"



STRAIGHT CORNERS 42" x 42" and 48" x 48"



CURVILINEAR CORNERS



Compete

Compete Plus

Accessories

Conference Tables

Tables - Aluminum Legs

Conference Room

**Desk Shells - 20"**

**Features:**

- 1" thick worksurface
- Back panel standard full height with horizontal wood grain pattern.
- Optional partial height back panel available (see below).
- Desk shelf available (see Accessories)
- Recessed center support panel included with desk shells 78" or wider.
- No-grommet option recommended on 84"w and 96"w desk shells with two 42"w or 48"w overheads meeting in the middle.

Compete

Compete Plus

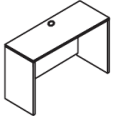
Accessories

Conference Tables

Tables - Aluminum Legs

Conference Room


**20" DESK SHELL**



- 2 full end panels

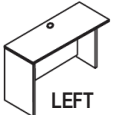
Product Code	List Price	Dimensions			Wt lbs	Cube ft³
		W	D	H		
DA 2420-H	972	24	20	29	63	3
DA 3020-H	1020	30	20	29	68	3
DA 3620-H	1069	36	20	29	72	3
DA 4220-H	1099	42	20	29	77	4
DA 4820-H	1147	48	20	29	86	4
DA 5420-H	1194	54	20	29	91	5
DA 6020-H	1222	60	20	29	100	5
DA 6620-H	1282	66	20	29	105	6
DA 7220-H	1363	72	20	29	109	6
DA 7820-H	1488	78	20	29	114	7
DA 8420-H	1611	84	20	29	118	7
DA 9620-H	1909	96	20	29	122	7

**20" DESK SHELL - RIGHT or LEFT**



RIGHT

- 1 recessed and 1 full end panel  
- May be assembled right hand or left hand by reversing end panels



LEFT

DB 2420-H	972	24	20	29	58	3
DB 3020-H	1020	30	20	29	63	3
DB 3620-H	1069	36	20	29	67	3
DB 4220-H	1099	42	20	29	72	4
DB 4820-H	1147	48	20	29	81	4
DB 5420-H	1194	54	20	29	86	5
DB 6020-H	1222	60	20	29	95	5
DB 6620-H	1282	66	20	29	100	6
DB 7220-H	1363	72	20	29	104	6
DB 7820-H	1488	78	20	29	109	7
DB 8420-H	1611	84	20	29	113	7
DB 9620-H	1909	96	20	29	117	7

**20" DESK SHELL BRIDGE**

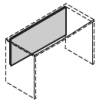


- 2 recessed end panels

DC 2420-H	972	24	20	29	58	3
DC 3020-H	1020	30	20	29	63	3
DC 3620-H	1069	36	20	29	67	3
DC 4220-H	1099	42	20	29	72	4
DC 4820-H	1147	48	20	29	81	4
DC 5420-H	1194	54	20	29	86	5
DC 6020-H	1222	60	20	29	95	5
DC 6620-H	1282	66	20	29	100	6
DC 7220-H	1363	72	20	29	104	6
DC 7820-H	1488	78	20	29	109	7
DC 8420-H	1611	84	20	29	113	7
DC 9620-H	1909	96	20	29	117	7

**OPTIONS**

**¾ HEIGHT BACK PANEL**



- Add suffix (/ 3Q) to product code  
- Provides 8" clearance above the floor

/ 3Q	n/c	-	5/8	20	-3	-
------	-----	---	-----	----	----	---

**½ HEIGHT BACK PANEL**



- Add suffix (/ 2Q) to product code  
- Provides 14" clearance above the floor

/ 2Q	n/c	-	5/8	14	-5	-
------	-----	---	-----	----	----	---

**NO-GROMMET OPTION**

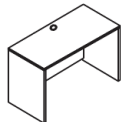
- Add suffix (/NGR) to product code

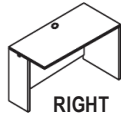
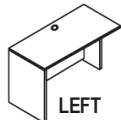
/NGR	n/c	-	-	-	-	-
------	-----	---	---	---	---	---


**Desk Shells - 24"**

**Features:**

- 1" thick worksurface
- Back panel standard full height with horizontal wood grain pattern
- Optional partial height back panel available (see below).
- Desk shelf available (see Accessories)
- Transition notches available.
- Recessed center support panel included with desk shells 78" or wider.
- No-grommet option recommended on 84"w and 96"w desk shells with two 42"w or 48"w overheads meeting in the middle.

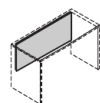
	Product Code	List Price	Dimensions			Wt lbs	Cube ft <sup>3</sup>
			W	D	H		
<b>24" DESK SHELL</b>							
 <p>- 2 full end panels</p>	DA 2424-H	999	24	24	29	70	3
	DA 3024-H	1058	30	24	29	75	3
	DA 3624-H	1102	36	24	29	80	3
	DA 4224-H	1131	42	24	29	85	4
	DA 4824-H	1178	48	24	29	95	4
	DA 5424-H	1222	54	24	29	100	5
	DA 6024-H	1252	60	24	29	110	5
	DA 6624-H	1313	66	24	29	115	6
	DA 7224-H	1388	72	24	29	120	6
	DA 7824-H	1562	78	24	29	125	7
	DA 8424-H	1687	84	24	29	130	7
DA 9624-H	2004	96	24	29	135	7	

<b>24" DESK SHELL - RIGHT or LEFT</b>							
 <p>RIGHT</p> <p>- 1 recessed and 1 full end panel - May be assembled right hand or left hand by reversing end panels</p>  <p>LEFT</p>	DB 2424-H	999	24	24	29	65	3
	DB 3024-H	1058	30	24	29	70	3
	DB 3624-H	1102	36	24	29	75	3
	DB 4224-H	1131	42	24	29	80	4
	DB 4824-H	1178	48	24	29	90	4
	DB 5424-H	1222	54	24	29	95	5
	DB 6024-H	1252	60	24	29	105	5
	DB 6624-H	1313	66	24	29	110	6
	DB 7224-H	1388	72	24	29	115	6
	DB 7824-H	1562	78	24	29	120	7
	DB 8424-H	1687	84	24	29	125	7
	DB 9624-H	2004	96	24	29	130	7

<b>24" DESK SHELL BRIDGE</b>							
 <p>- 2 recessed end panels</p>	DC 2424-H	999	24	24	29	65	3
	DC 3024-H	1058	30	24	29	70	3
	DC 3624-H	1102	36	24	29	75	3
	DC 4224-H	1131	42	24	29	80	4
	DC 4824-H	1178	48	24	29	90	4
	DC 5424-H	1222	54	24	29	95	5
	DC 6024-H	1252	60	24	29	105	5
	DC 6624-H	1313	66	24	29	110	6
	DC 7224-H	1388	72	24	29	115	6
	DC 7824-H	1562	78	24	29	120	7
	DC 8424-H	1687	84	24	29	125	7
DC 9624-H	2004	96	24	29	130	7	

**OPTIONS**

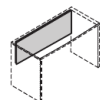
**3/4 HEIGHT BACK PANEL**



- Add suffix (/ 3Q) to product code
- Provides 8" clearance above the floor

/ 3Q      n/c      -      5/8      20      -3      -

**1/2 HEIGHT BACK PANEL**



- Add suffix (/ 2Q) to product code
- Provides 14" clearance above the floor

/ 2Q      n/c      -      5/8      14      -5      -

**NO-GROMMET OPTION**

- Add suffix (/NGR) to product code

/NGR      n/c      -      -      -      -      -

Compete

Compete Plus

Accessories

Conference Tables

Tables - Aluminum Legs

Conference Room

**Desk Shells - 30"**

**Features:**

- 1" thick worksurface
- Back panel standard full height with horizontal wood grain pattern
- Optional partial height back panel available (see below).
- Desk shelf available (see Accessories)
- Transition notches available.
- Recessed center support panel included with desk shells 78" or wider.
- No-grommet option recommended on 84" w and 96" w desk shells with two 42" w or 48" w overheads meeting in the middle.

Compete

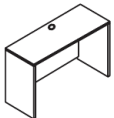



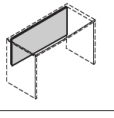
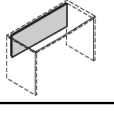
Compete Plus

Accessories

Conference Tables

Tables - Aluminum Legs

Conference Room

	Product Code	List Price	Dimensions			Wt lbs	Cube ft <sup>3</sup>
			W	D	H		
<b>30" DESK SHELL</b>							
 <p>- 2 full end panels</p>	DA 2430-H	1070	24	30	29	80	3
	DA 3030-H	1118	30	30	29	87	4
	DA 3630-H	1161	36	30	29	95	4
	DA 4230-H	1222	42	30	29	102	5
	DA 4830-H	1282	48	30	29	110	5
	DA 5430-H	1342	54	30	29	117	6
	DA 6030-H	1416	60	30	29	125	6
	DA 6630-H	1463	66	30	29	132	7
	DA 7230-H	1522	72	30	29	140	8
	DA 7830-H	1718	78	30	29	150	8
	DA 8430-H	1874	84	30	29	157	9
DA 9630-H	2251	96	30	29	164	9	
<b>30" DESK SHELL - RIGHT or LEFT</b>							
 <p>RIGHT</p> <p>- 1 recessed and 1 full end panel - May be assembled right hand or left hand by reversing end panels</p>  <p>LEFT</p>	DB 2430-H	1070	24	30	29	75	3
	DB 3030-H	1118	30	30	29	82	4
	DB 3630-H	1161	36	30	29	90	4
	DB 4230-H	1222	42	30	29	97	5
	DB 4830-H	1282	48	30	29	105	5
	DB 5430-H	1342	54	30	29	112	6
	DB 6030-H	1416	60	30	29	120	6
	DB 6630-H	1463	66	30	29	127	7
	DB 7230-H	1522	72	30	29	135	8
	DB 7830-H	1718	78	30	29	145	8
	DB 8430-H	1874	84	30	29	152	9
DB 9630-H	2251	96	30	29	159	9	
<b>30" DESK SHELL BRIDGE</b>							
 <p>- 2 recessed end panels</p>	DC 2430-H	1070	24	30	29	75	3
	DC 3030-H	1118	30	30	29	82	4
	DC 3630-H	1161	36	30	29	90	4
	DC 4230-H	1222	42	30	29	97	5
	DC 4830-H	1282	48	30	29	105	5
	DC 5430-H	1342	54	30	29	112	6
	DC 6030-H	1416	60	30	29	120	6
	DC 6630-H	1463	66	30	29	127	7
	DC 7230-H	1522	72	30	29	135	8
	DC 7830-H	1718	78	30	29	145	8
	DC 8430-H	1874	84	30	29	152	9
DC 9630-H	2251	96	30	29	159	9	
<b>OPTIONS</b>							
<b>¾ HEIGHT BACK PANEL</b>							
 <p>- Add suffix (/ 3Q) to product code - Provides 8" clearance above the floor</p>	/ 3Q	n/c	-	5/8	20	-3	-
<b>½ HEIGHT BACK PANEL</b>							
 <p>- Add suffix (/ 2Q) to product code - Provides 14" clearance above the floor</p>	/ 2Q	n/c	-	5/8	14	-5	-
<b>NO-GROMMET OPTION</b>							
- Add suffix (/NGR) to product code		/NGR	n/c	-	-	-	-

**Desk Shells - Inset Back Panel**

**Features:**

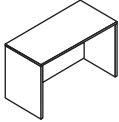
- 1" thick worksurface
- Full height inset back panel standard; with horizontal wood grain pattern
- Back inset 6" for 30" desks, 12" for 36" desks
- Standard without grommets. See Accessories for field-installed grommet option
- Recessed center support panel included with desk shells 78" or wider

**Optional Desk Shell Notches**

**Features:**

- Notches enable transition from 30" deep surface to adjacent 24" deep surface, or transition from 24" deep surface to adjacent 18" deep surface
- Notches are not available for 20" deep desk shells and inset back panel desk shells
- Transition notches available below.

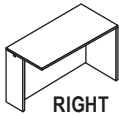
**DESK SHELL - INSET BACK PANEL**



- 2 full end panels


Product Code	List Price	Dimensions			Wt lbs	Cube ft <sup>3</sup>
		W	D	H		
DAI 2430-H	1070	24	30	29	80	3
DAI 3030-H	1118	30	30	29	87	4
DAI 3630-H	1161	36	30	29	95	4
DAI 4230-H	1222	42	30	29	102	5
DAI 4830-H	1282	48	30	29	110	5
DAI 5430-H	1342	54	30	29	117	6
DAI 6030-H	1416	60	30	29	125	6
DAI 6630-H	1463	66	30	29	132	7
DAI 7230-H	1522	72	30	29	140	8
DAI 7830-H	1718	78	30	29	150	8
DAI 8430-H	1874	84	30	29	157	9
DAI 9630-H	2251	96	30	29	164	9
DAI 6036-H	1558	60	36	29	135	9
DAI 6636-H	1613	66	36	29	142	10
DAI 7236-H	1676	72	36	29	150	11

**DESK SHELL - RIGHT or LEFT - INSET BACK PANEL**



RIGHT

- 1 recessed and 1 full end panel



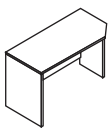
LEFT

- May be assembled right hand or left hand by reversing end panels

DBI 2430-H	1070	24	30	29	75	3
DBI 3030-H	1118	30	30	29	82	4
DBI 3630-H	1161	36	30	29	90	4
DBI 4230-H	1222	42	30	29	97	5
DBI 4830-H	1282	48	30	29	105	5
DBI 5430-H	1342	54	30	29	112	6
DBI 6030-H	1416	60	30	29	120	6
DBI 6630-H	1463	66	30	29	127	7
DBI 7230-H	1522	72	30	29	135	8
DBI 7830-H	1718	78	30	29	145	8
DBI 8430-H	1874	84	30	29	152	9
DBI 9630-H	2251	96	30	29	159	9
DBI 6036-H	1558	60	36	29	130	9
DBI 6636-H	1613	66	36	29	137	10
DBI 7236-H	1676	72	36	29	145	11

**OPTIONAL DESK SHELL NOTCHES**

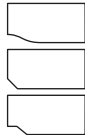
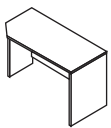
**TRANSITION NOTCH RIGHT - DESK SHELL LEFT**



- Curvilinear - Add suffix to desk shell product code
- Straight - When adding a pedestal, refer to notch dimensions below
- Extended

/ CNR	143	-	-	-	-	-
/ NR	143	-	-	-	-	-
/ ENR	143	-	-	-	-	-

**TRANSITION NOTCH LEFT - DESK SHELL RIGHT**

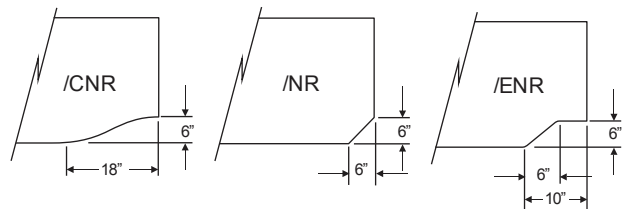


- Curvilinear - Add suffix to desk shell product code
- Straight - When adding a pedestal, refer to notch dimensions below
- Extended

/ CNL	143	-	-	-	-	-
/ NL	143	-	-	-	-	-
/ ENL	143	-	-	-	-	-

**SPECIFICATIONS**

Diagrams show Right Hand notches. Left Hand are opposite.



Compete

Compete Plus

Accessories

Conference Tables

Tables - Aluminum Legs

Conference Room



**Extended Corner Desk Shells**

**Features:**

- 1" thick worksurface
- Black corner post leg standard. For optional silver finish, add suffix (/SL) to product code.
- Back panels standard full height with horizontal wood grain pattern.
- Optional partial height back panel available (see next page)
- Optional curved cutaway in worksurface (see next page)
- 6024 desk shells do not accommodate optional pedestal.

Compete

Compete Plus

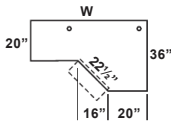
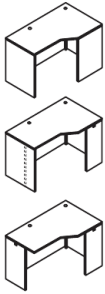
Accessories

Conference Tables

Tables - Aluminum Legs

Conference Room

**20" - 20" CORNER DESK SHELL - EXTENDED LEFT**



2 full end panels

Product Code	List Price	W	D	H	Wt lbs	Cube ft <sup>3</sup>
CDLA 6020-H	1856	60	36	29	115	5
CDLA 6620-H	1928	66	36	29	125	6
CDLA 7220-H	2078	72	36	29	135	7

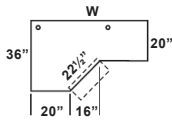
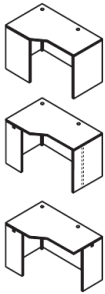
1 full end panel and  
1 recessed end panel  
- interchangeable

CDLB 6020-H	1856	60	36	29	115	5
CDLB 6620-H	1928	66	36	29	125	6
CDLB 7220-H	2078	72	36	29	135	7

2 recessed end panels

CDLC 6020-H	1856	60	36	29	115	5
CDLC 6620-H	1928	66	36	29	125	6
CDLC 7220-H	2078	72	36	29	135	7

**20" - 20" CORNER DESK SHELL - EXTENDED RIGHT**



2 full end panels

CDRA 6020-H	1856	60	36	29	115	5
CDRA 6620-H	1928	66	36	29	125	6
CDRA 7220-H	2078	72	36	29	135	7

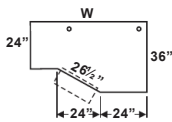
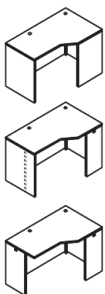
1 full end panel and  
1 recessed end panel  
- interchangeable

CDRB 6020-H	1856	60	36	29	115	5
CDRB 6620-H	1928	66	36	29	125	6
CDRB 7220-H	2078	72	36	29	135	7

2 recessed end panels

CDRC 6020-H	1856	60	36	29	115	5
CDRC 6620-H	1928	66	36	29	125	6
CDRC 7220-H	2078	72	36	29	135	7

**24" - 24" CORNER DESK SHELL - EXTENDED LEFT**



2 full end panels

CDLA 6024-H	1856	60	36	29	115	5
CDLA 6624-H	1928	66	36	29	125	6
CDLA 7224-H	2078	72	36	29	135	7

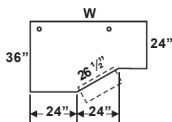
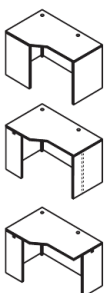
1 full end panel and  
1 recessed end panel  
- interchangeable

CDLB 6024-H	1856	60	36	29	115	5
CDLB 6624-H	1928	66	36	29	125	6
CDLB 7224-H	2078	72	36	29	135	7

2 recessed end panels

CDLC 6024-H	1856	60	36	29	115	5
CDLC 6624-H	1928	66	36	29	125	6
CDLC 7224-H	2078	72	36	29	135	7

**24" - 24" CORNER DESK SHELL - EXTENDED RIGHT**



2 full end panels

CDRA 6024-H	1856	60	36	29	115	5
CDRA 6624-H	1928	66	36	29	125	6
CDRA 7224-H	2078	72	36	29	135	7

1 full end panel and  
1 recessed end panel  
- interchangeable

CDRB 6024-H	1856	60	36	29	115	5
CDRB 6624-H	1928	66	36	29	125	6
CDRB 7224-H	2078	72	36	29	135	7

2 recessed end panels

CDRC 6024-H	1856	60	36	29	115	5
CDRC 6624-H	1928	66	36	29	125	6
CDRC 7224-H	2078	72	36	29	135	7

**NO-GROMMET OPTION**

- Add suffix (/NGR) to product code

/NGR

n/c

- - - - -



**Extended Corner Desk Shells**

**Features:**

- 1" thick worksurface
- Black corner post leg standard. For optional silver finish, add suffix (/SL) to product code.
- Back panels standard full height with horizontal wood grain pattern.
- Optional partial height back panel available (see below).
- Optional curved cutaway in worksurface (see below).
- 6030 and 6630 desk shells do not accommodate optional pedestal.

	Product Code	List Price	Dimensions			Wt lbs	Cube ft <sup>3</sup>	
			W	D	H			
<b>24"- 30" CORNER DESK SHELL - EXTENDED LEFT</b>								
	CDLA 6030-H	1856	60	36	29	115	5	
	CDLA 6630-H	1928	66	36	29	125	6	
	CDLA 7230-H	2078	72	36	29	135	7	
	CDLB 6030-H	1856	60	36	29	115	5	
	CDLB 6630-H	1928	66	36	29	125	6	
	CDLB 7230-H	2078	72	36	29	135	7	
	CDLC 6030-H	1856	60	36	29	115	5	
	CDLC 6630-H	1928	66	36	29	125	6	
	CDLC 7230-H	2078	72	36	29	135	7	
<b>30"- 24" CORNER DESK SHELL - EXTENDED RIGHT</b>								
	CDRA 6030-H	1856	60	36	29	115	5	
	CDRA 6630-H	1928	66	36	29	125	6	
	CDRA 7230-H	2078	72	36	29	135	7	
	CDRB 6030-H	1856	60	36	29	115	5	
	CDRB 6630-H	1928	66	36	29	125	6	
	CDRB 7230-H	2078	72	36	29	135	7	
	CDRC 6030-H	1856	60	36	29	115	5	
	CDRC 6630-H	1928	66	36	29	125	6	
	CDRC 7230-H	2078	72	36	29	135	7	
<b>OPTIONS</b>								
<b>PARTIAL HEIGHT BACK PANELS</b>								
- Choose suffix below to match back panel preference - Add suffix to "CDL" or "CDR" product code								
<b>"CDL" Corner Desk Shells:</b>								
(3/4 Height Suffix)	/ 3Q	/ 3QL	/ 3QR	n/c	-	-	-5	-
(1/2 Height Suffix)	/ 2Q	/ 2QL	/ 2QR	/ 2Q				
<b>"CDR" Corner Desk Shells:</b>								
(3/4 Height Suffix)	/ 3Q	/ 3QL	/ 3QR	n/c	-	-	-5	-
(1/2 Height Suffix)	/ 2Q	/ 2QL	/ 2QR	/ 2Q				
<b>CURVED CUTAWAY</b>								
- Add suffix (/CV) to product code - Replaces straight cutaway in worksurface								
		/ CV	n/c	-	-	-	-	-
<b>NO-GROMMET OPTION</b>								
- Add suffix (/NGR) to product code.		/NGR	n/c	-	-	-	-	-

**D-Tops**

**Features:**

- 1" thick worksurface
- 6" diameter black post leg standard. For optional silver finish, add suffix (/SL) to product code.
- Suspended D-Tops have no grommet.
- Freestanding D-Tops must be attached to adjacent furniture for proper stability.

Compete

Compete Plus

Accessories

Conference Tables

Tables - Aluminum Legs

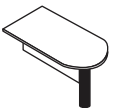
Conference Room

Product Code	List Price	Dimensions			Wt lbs	Cube ft³
		W	D	H		
<b>SUSPENDED</b>						
DS 3624-H	1037	36	24	29	60	2
DS 4224-H	1056	42	24	29	65	2
DS 4824-H	1070	48	24	29	70	3
DS 5424-H	1090	54	24	29	75	3
DS 6024-H	1102	60	24	29	80	4
DS 6624-H	1133	66	24	29	85	4
DS 4830-H	1099	48	30	29	80	3
DS 5430-H	1139	54	30	29	85	3
DS 6030-H	1167	60	30	29	90	4
DS 6630-H	1214	66	30	29	93	4
DS 7230-H	1309	72	30	29	95	5
DS 6636-H	1309	66	36	29	95	5
DS 7236-H	1358	72	36	29	100	5
<b>SUSPENDED - with centered 14" high modesty panel</b>						
DSM 3624-H	1120	36	24	29	75	2
DSM 4224-H	1133	42	24	29	80	2
DSM 4824-H	1151	48	24	29	85	3
DSM 5424-H	1171	54	24	29	90	3
DSM 6024-H	1185	60	24	29	95	4
DSM 6624-H	1218	66	24	29	100	4
DSM 4830-H	1180	48	30	29	95	3
DSM 5430-H	1218	54	30	29	100	3
DSM 6030-H	1250	60	30	29	105	4
DSM 6630-H	1301	66	30	29	108	4
DSM 7230-H	1390	72	30	29	110	5
DSM 6636-H	1390	66	36	29	110	5
DSM 7236-H	1439	72	36	29	115	5
For full-height modesty panel, add suffix (/FMP) to product code and \$115 to list price.						
<b>FREESTANDING</b>						
DF 4824-H	1280	48	24	29	85	4
DF 5424-H	1309	54	24	29	95	4
DF 6024-H	1328	60	24	29	105	4
DF 6624-H	1376	66	24	29	115	5
DF 4830-H	1344	48	30	29	110	5
DF 5430-H	1382	54	30	29	115	5
DF 6030-H	1423	60	30	29	120	5
DF 6630-H	1469	66	30	29	125	5
DF 7230-H	1532	72	30	29	130	6
DF 6636-H	1619	66	36	29	130	6
DF 7236-H	1664	72	36	29	135	6
<b>FREESTANDING - with reversible offset 14" high modesty panel</b>						
DM 6030-H	1571	60	30	29	125	5
DM 6630-H	1619	66	30	29	130	5
DM 7230-H	1682	72	30	29	135	6
DM 7236-H	1807	72	36	29	135	6
<b>FREESTANDING - with centered 14" high modesty panel</b>						
DCM 4824-H	1333	48	24	29	85	4
DCM 5424-H	1390	54	24	29	95	4
DCM 6024-H	1409	60	24	29	105	4
DCM 6624-H	1457	66	24	29	115	5
DCM 4830-H	1426	48	30	29	110	5
DCM 5430-H	1463	54	30	29	115	5
DCM 6030-H	1502	60	30	29	120	5
DCM 6630-H	1550	66	30	29	125	5
DCM 7230-H	1617	72	30	29	130	6
DCM 6636-H	1696	66	36	29	130	6
DCM 7236-H	1740	72	36	29	135	6
For full-height modesty panel, add suffix (/FMP) to product code and \$115 to list price.						

**SUSPENDED**



**SUSPENDED - with centered 14" high modesty panel**

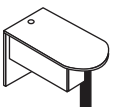


For full-height modesty panel, add suffix (/FMP) to product code and \$115 to list price.

**FREESTANDING**



**FREESTANDING - with reversible offset 14" high modesty panel**



**FREESTANDING - with centered 14" high modesty panel**


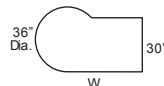
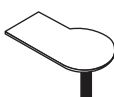
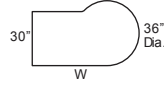

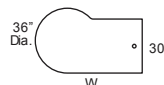



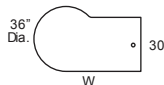
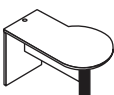



For full-height modesty panel, add suffix (/FMP) to product code and \$115 to list price.

**P-Tops**

**Features:**

- 1" thick worksurface
- 6" diameter black post leg standard. For optional silver finish, add suffix (/SL) to product code.
- Suspended P-Tops have no grommet.
- Freestanding P-Tops must be attached to adjacent furniture for proper stability.

	Product Code	List Price	Dimensions			Wt lbs	Cube ft <sup>3</sup>
			W	D	H		
<b>SUSPENDED - Left Hand</b>							
 	PLS 6036-H	1502	60	36	29	85	4
	PLS 6636-H	1548	66	36	29	90	5
	PLS 7236-H	1664	72	36	29	95	5
	PLS 6042-H	1532	60	42	29	88	4
	PLS 6642-H	1578	66	42	29	93	5
	PLS 7242-H	1692	72	42	29	98	5
<b>SUSPENDED - Right Hand</b>							
 	PRS 6036-H	1502	60	36	29	85	4
	PRS 6636-H	1548	66	36	29	90	5
	PRS 7236-H	1664	72	36	29	95	5
	PRS 6042-H	1532	60	42	29	88	4
	PRS 6642-H	1578	66	42	29	93	5
	PRS 7242-H	1692	72	42	29	98	5
<b>FREESTANDING - Left Hand</b>							
 	PLF 6036-H	1785	60	36	29	115	5
	PLF 6636-H	1833	66	36	29	125	5
	PLF 7236-H	1880	72	36	29	130	5
	PLF 6042-H	1819	60	42	29	120	6
	PLF 6642-H	1866	66	42	29	130	6
	PLF 7242-H	1916	72	42	29	135	6
<b>FREESTANDING - Right Hand</b>							
 	PRF 6036-H	1785	60	36	29	115	5
	PRF 6636-H	1833	66	36	29	125	6
	PRF 7236-H	1880	72	36	29	130	6
	PRF 6042-H	1819	60	42	29	120	5
	PRF 6642-H	1866	66	42	29	130	6
	PRF 7242-H	1916	72	42	29	135	6
<b>FREESTANDING - Left Hand with 14" high modesty panel</b>							
 	PLM 6036-H	1928	60	36	29	115	5
	PLM 6636-H	1977	66	36	29	125	6
	PLM 7236-H	2022	72	36	29	130	6
	PLM 6042-H	1960	60	42	29	120	5
	PLM 6642-H	2008	66	42	29	130	6
	PLM 7242-H	2058	72	42	29	135	6
For full-height modesty panel, add suffix (/FMP) to product code and \$115 to list price.							
<b>FREESTANDING - Right Hand with 14" high modesty panel</b>							
 	PRM 6036-H	1928	60	36	29	115	5
	PRM 6636-H	1977	66	36	29	125	6
	PRM 7236-H	2022	72	36	29	130	6
	PRM 6042-H	1960	60	42	29	120	5
	PRM 6642-H	2008	66	42	29	130	6
	PRM 7242-H	2058	72	42	29	135	6
For full-height modesty panel, add suffix (/FMP) to product code and \$115 to list price.							

Complete

Complete Plus

Accessories

Conference Tables

Tables - Aluminum Legs

Conference Room

**Overheads - 36" and 43" High**

**Features:**

- 1" thick top
- 13¾" internal height clearance
- Full width concealed cable pass-thru 1¾" high.
- 36" overheads have 17½" clearance above desktop and 65" installed height.
- 43" overheads have 24" clearance above desktop and 72" installed height.
- Tackboard and paper management options available
- Cutaway gable options available
- Closed overheads standard without handles and non-locking. For lock options, see below.
- Shipped assembled

**NOTE:** Due to dimensional differences, AIS Compete products are NOT compatible with other AIS Systems and should not be combined in paneled workstation environments. See AIS Calibrate products for use with other AIS Systems.

Compete

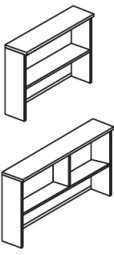
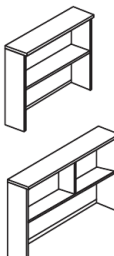
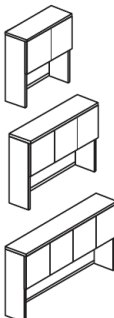
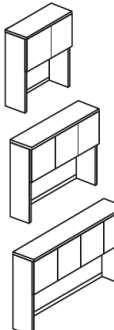
Compete Plus

Accessories

Conference Tables

Tables - Aluminum Legs

Conference Room

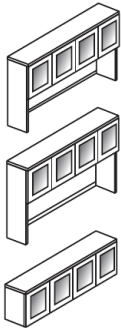
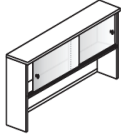
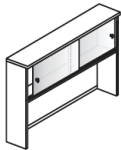

		Product Code	List Price	Dimensions			Wt lbs	Cube ft <sup>3</sup>	
				W	D	H			
<b>OPEN OVERHEAD - 36" HIGH</b>									
	without center divider	OS 2436-H	921	24	16	36	60	9	
		OS 3036-H	965	30	16	36	70	10	
		OS 3636-H	1058	36	16	36	80	12	
		OS 4236-H	1102	42	16	36	90	14	
		OS 4836-H	1238	48	16	36	100	16	
	with center divider	OS 5436-H	1342	54	16	36	110	18	
		OS 6036-H	1416	60	16	36	120	20	
		OS 6636-H	1507	66	16	36	130	21	
		OS 7236-H	1615	72	16	36	140	23	
		OS 7836-H	1687	78	16	36	150	24	
<b>OPEN OVERHEAD - 43" HIGH</b>									
	without center divider	OS 2443-H	1194	24	16	43	60	10	
		OS 3043-H	1238	30	16	43	70	11	
		OS 3643-H	1282	36	16	43	80	13	
		OS 4243-H	1358	42	16	43	90	15	
		OS 4843-H	1608	48	16	43	100	18	
	with center divider	OS 5443-H	1629	54	16	43	110	20	
		OS 6043-H	1700	60	16	43	120	22	
		OS 6643-H	1777	66	16	43	130	23	
		OS 7243-H	1868	72	16	43	140	26	
		OS 7843-H	1957	78	16	43	150	27	
<b>CLOSED OVERHEAD - 36" HIGH</b>									
	2 doors	OD 2436-H	1266	24	16	36	70	9	
		OD 3036-H	1342	30	16	36	80	10	
		OD 3636-H	1433	36	16	36	95	12	
		OD 4236-H	1571	42	16	36	105	14	
	3 doors	OD 4836-H	1734	48	16	36	120	16	
	4 doors	OD 5436-H	1898	54	16	36	130	18	
		OD 6036-H	2020	60	16	36	145	20	
		OD 6636-H	2139	66	16	36	155	21	
		OD 7236-H	2245	72	16	36	170	23	
		OD 7836-H	2366	78	16	36	180	24	
	Lock Option - add suffix (/L) to product code. - For 2 doors, add \$115 to list price. - For 3 or 4 doors, add \$230 to list price.								
	<b>CLOSED OVERHEAD - 43" HIGH</b>								
		2 doors	OD 2443-H	1595	24	16	43	80	10
OD 3043-H			1676	30	16	43	90	11	
OD 3643-H			1747	36	16	43	105	13	
OD 4243-H			1882	42	16	43	115	15	
3 doors		OD 4843-H	2048	48	16	43	130	18	
4 doors		OD 5443-H	2214	54	16	43	140	20	
		OD 6043-H	2349	60	16	43	155	22	
		OD 6643-H	2453	66	16	43	165	23	
		OD 7243-H	2560	72	16	43	180	26	
		OD 7843-H	2666	78	16	43	190	27	
Lock Option - add suffix (/L) to product code. - For 2 doors, add \$115 to list price. - For 3 or 4 doors add \$230 to list price.									

## Overheads - Frosted Glass Doors and Sliding Frosted Acrylic Doors

## Features:

- 1" thick top
- 13" internal height clearance
- Tackboard and paper management options available.
- Cutaway gable options available.
- Closed overheads standard without handles and non-locking.
- Full width concealed cable pass-thru 1¾" high on 36" and 43" high units.
- Frosted glass doors are only available w/
- Shipped assembled

**NOTE:** Due to dimensional differences, AIS Compete products are NOT compatible with other AIS Systems and should not be combined in paneled workstation environments. See AIS Calibrate products for use with other AIS Systems.

	Product Code	List Price	Dimensions			Wt lbs	Cube ft <sup>3</sup>	
			W	D	H			
<b>EXECUTIVE OVERHEAD - FROSTED GLASS DOORS</b>								
	- 36" high	OF 6036-H	3245	60	16	36	145	19
	- 17½" clearance above desktop	OF 6636-H	3358	66	16	36	155	21
	- Not available locking	OF 7236-H	3469	72	16	36	170	23
	- 43" high	OF 6043-H	3564	60	16	43	155	21
	- 24" clearance above desktop	OF 6643-H	3675	66	16	43	165	23
	- Not available locking	OF 7243-H	3786	72	16	43	180	26
	- Wall-mount instructions and hardware included	WMOF 60-H	3245	60	17	18	118	13
	- Not available locking	WMOF 66-H	3358	66	17	18	129	14
		WMOF 72-H	3469	72	17	18	140	15
	<b>OVERHEAD - 36" HIGH - SLIDING FROSTED ACRYLIC DOORS</b>							
		OSD 4236-H	1507	42	16	36	120	14
		OSD 4836-H	1673	48	16	36	135	16
OSD 5436-H		1835	54	16	36	145	18	
OSD 6036-H		1960	60	16	36	160	20	
OSD 6636-H		2076	66	16	36	175	21	
OSD 7236-H		2184	72	16	36	190	23	
OSD 7836-H		2303	78	16	36	195	24	
<b>OVERHEAD - 43" HIGH - SLIDING FROSTED ACRYLIC DOORS</b>								
	OSD 4243-H	1821	42	16	43	130	15	
	OSD 4843-H	1988	48	16	43	145	18	
	OSD 5443-H	2154	54	16	43	155	20	
	OSD 6043-H	2289	60	16	43	170	22	
	OSD 6643-H	2393	66	16	43	185	23	
	OSD 7243-H	2497	72	16	43	195	26	
	OSD 7843-H	2605	78	16	43	205	27	
<b>WALL-MOUNT OVERHEAD - SLIDING FROSTED ACRYLIC DOORS</b>								
	WMOSD 42-H	1507	42	17	18	93	9	
	WMOSD 48-H	1673	48	17	18	111	10	
	WMOSD 54-H	1835	54	17	18	122	11	
	WMOSD 60-H	1960	60	17	18	133	13	
	WMOSD 66-H	2076	66	17	18	144	14	
	WMOSD 72-H	2184	72	17	18	155	15	
	WMOSD 78-H	2303	78	17	18	166	16	

Compete

Compete Plus

Accessories

Conference  
TablesTables -  
Aluminum  
LegsConference  
Room

**Overheads - Wall-Mount and Cutaway Gable Options**

**Features:**

- 1" thick top
- 13¾" internal height clearance
- Tackboard and paper management options available.
- Closed overheads standard without handles and non-locking.
- Lock option available for wall-mount (see below).
- Shipped assembled

**NOTE:** Due to dimensional differences, AIS Compete products are NOT compatible with other AIS Systems and should not be combined in paneled workstation environments. See AIS Calibrate products for use with other AIS Systems.

Compete


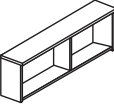



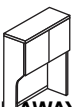
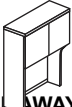

Compete Plus

Accessories

Conference Tables

Tables - Aluminum Legs

Conference Room

	Product Code	List Price	Dimensions			Wt lbs	Cube ft <sup>3</sup>	
			W	D	H			
<b>WALL MOUNT OPEN OVERHEAD</b>								
	without center divider	WMOS 24-H	921	24	17	18	42	5
		WMOS 30-H	965	30	17	18	51	6
		WMOS 36-H	1058	36	17	18	59	8
		WMOS 42-H	1102	42	17	18	68	9
	with center divider	WMOS 48-H	1238	48	17	18	76	10
		WMOS 54-H	1342	54	17	18	85	11
		WMOS 60-H	1416	60	17	18	93	13
		WMOS 66-H	1507	66	17	18	102	14
		WMOS 72-H	1615	72	17	18	110	15
	WMOS 78-H	1687	78	17	18	119	16	
- Wall-mount hardware and instructions included								
<b>WALL MOUNT CLOSED OVERHEAD</b>								
	2 doors	WMOD 24-H	1266	24	17	18	52	5
		WMOD 30-H	1342	30	17	18	61	6
		WMOD 36-H	1433	36	17	18	72	8
		WMOD 42-H	1571	42	17	18	83	9
	3 doors	WMOD 48-H	1734	48	17	18	96	10
		WMOD 54-H	1898	54	17	18	107	11
	4 doors	WMOD 60-H	2020	60	17	18	118	13
		WMOD 66-H	2139	66	17	18	129	14
		WMOD 72-H	2245	72	17	18	140	15
		WMOD 78-H	2366	78	17	18	151	16
Lock Option - add suffix (/L) to product code - For 2 doors, add \$115 to list price. - For 3 or 4 doors, add \$230 to list price.								
OPTIONS: For all 36" High and 43" High Overheads								
<b>CUTAWAY GABLE - LEFT</b>								
	- Add suffix (/CGL) to product code	/CGL	125	-	-	-	-	-
	- 6" cutaway							
<b>CUTAWAY GABLE - RIGHT</b>								
	- Add suffix (/CGR) to product code	/CGR	125	-	-	-	-	-
	- 6" cutaway							
<b>CUTAWAY GABLE - LEFT &amp; RIGHT</b>								
	- Add suffix (/CGL /CGR) to product code	/CGL /CGR	250	-	-	-	-	-
	- 6" cutaway							

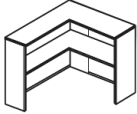
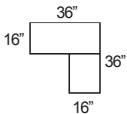

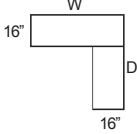
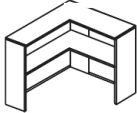
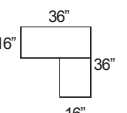

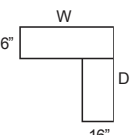
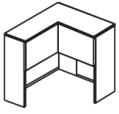
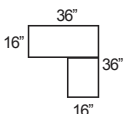
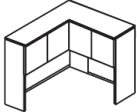
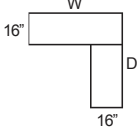
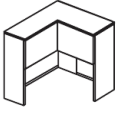
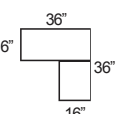
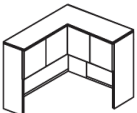
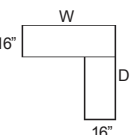
**NOTES:**

- Cutaway Gable option is not designed for stand-alone overhead application or overhead with paper sorter insert.
- Specify No-grommet option on a desk shell if you position two overheads on top and they meet in the middle of the desk.

Corner Overheads - 36" and 43" High

Features:

- 1" thick top
- 13¾" internal height clearance
- Full width concealed cable pass-thru 1¾" high
- 36" overheads have 17½" clearance above desktop and 65" installed height
- 43" overheads have 24" clearance above desktop and 72" installed height
- For tackboard and paper management options, see next page.
- For cutaway gable options, see previous page.
- Corner overheads with doors are non-locking only; standard without handles
- Shipped assembled in two cartons

	Product Code	List Price	Dimensions			Wt lbs	Cube ft³
			W	D	H		
<b>OPEN CORNER OVERHEAD - 36" HIGH</b>							
		OCS 3636-H	1925	36	36	36	140 24
<b>OPEN CORNER OVERHEAD - 36" HIGH</b>							
		OCS 4236-H OCS 4836-H	2018 2281	42 48	42 48	36 36	150 160 26 28
<b>OPEN CORNER OVERHEAD - 43" HIGH</b>							
		OCS 3643-H	2368	36	36	43	160 25
<b>OPEN CORNER OVERHEAD - 43" HIGH</b>							
		OCS 4243-H OCS 4843-H	2511 2777	42 48	42 48	43 43	170 180 27 29
<b>CLOSED CORNER OVERHEAD - 36" HIGH</b>							
		2 doors	OCD 3636-H	2550	36	36	36 165 24
<b>CLOSED CORNER OVERHEAD - 36" HIGH</b>							
		4 doors	OCD 4236-H OCD 4836-H	2784 3103	42 48	42 48	36 36 175 190 26 28
<b>CLOSED CORNER OVERHEAD - 43" HIGH</b>							
		2 doors	OCD 3643-H	3127	36	36	43 185 25
<b>CLOSED CORNER OVERHEAD - 43" HIGH</b>							
		4 doors	OCD 4243-H OCD 4843-H	3353 3672	42 48	42 48	43 43 195 210 27 29

Complete

Complete Plus

Accessories

Conference Tables

Tables - Aluminum Legs

Conference Room



**Tackboards and Paper Management Options**

**Features:**

- Specify tackboard color
- Tackboard adheres easily to back panel using velcro strips.
- \* All directional fabric will be railroaded.

Compete

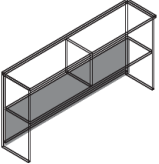
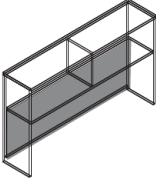
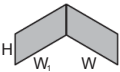
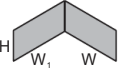
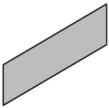
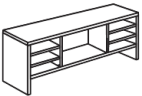


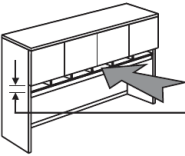
Compete Plus

Accessories

Conference Tables

Tables - Aluminum Legs

Conference Room

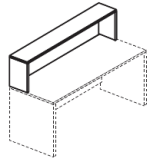
	Product Code	List Price	Dimensions				Wt lbs	Cube ft <sup>3</sup>	
			W <sub>1</sub>	W <sub>2</sub>	D	H			
<b>TACKBOARD FOR 36" HIGH OVERHEADS</b> 	TK 2436	396	-	22	3/4	17	2	1	
	TK 3036	410	-	28	3/4	17	3	1	
	TK 3636	424	-	34	3/4	17	4	1	
	TK 4236	454	-	40	3/4	17	5	1	
	TK 4836	470	-	46	3/4	17	6	1	
	TK 5436	532	-	52	3/4	17	7	1	
	TK 6036	592	-	58	3/4	17	8	1	
	TK 6636	651	-	64	3/4	17	9	1	
	TK 7236	710	-	70	3/4	17	10	1	
	TK 7836	742	-	76	3/4	17	10	1	
<b>TACKBOARD FOR 43" HIGH OVERHEADS</b> 	TK 2443	396	-	22	3/4	23.5	2	1	
	TK 3043	410	-	28	3/4	23.5	3	1	
	TK 3643	424	-	34	3/4	23.5	4	1	
	TK 4243	454	-	40	3/4	23.5	5	1	
	TK 4843	470	-	46	3/4	23.5	6	1	
	TK 5443	532	-	52	3/4	23.5	7	1	
	TK 6043	592	-	58	3/4	23.5	8	1	
	TK 6643	651	-	64	3/4	23.5	9	1	
	TK 7243	710	-	70	3/4	23.5	10	1	
	TK 7843	742	-	76	3/4	23.5	10	1	
<b>TACKBOARD FOR 36" HIGH CORNER OVERHEAD</b> 	TKC 3636	803	33	32.5	3/4	17	8	1	
	TKC 4236	861	39	38.5	3/4	17	10	1	
	TKC 4836	891	45	44.5	3/4	17	10	1	
<b>TACKBOARD FOR 43" HIGH CORNER OVERHEAD</b> 	TKC 3643	803	33	32.5	3/4	23.5	8	1	
	TKC 4243	861	39	38.5	3/4	23.5	10	1	
	TKC 4843	891	45	44.5	3/4	23.5	10	1	
<b>WALL-MOUNT TACKBOARDS</b> 	WMTK 24	396	-	24	3/4	17	2	1	
	WMTK 30	410	-	30	3/4	17	3	1	
	WMTK 36	424	-	36	3/4	17	4	1	
	WMTK 42	454	-	42	3/4	17	5	1	
	WMTK 48	470	-	48	3/4	17	6	1	
	WMTK 54	532	-	54	3/4	17	7	1	
	WMTK 60	592	-	60	3/4	17	8	1	
	WMTK 66	651	-	66	3/4	17	9	1	
	WMTK 72	710	-	72	3/4	17	10	1	
WMTK 78	742	-	78	3/4	17	10	1		
<b>STACK-ON ORGANIZER HUTCH</b> 	SOH 6022-H	1111	-	60	16	22	105	15	
	SOH 6622-H	1164	-	66	16	22	112	17	
	SOH 7222-H	1218	-	72	16	22	120	18	
	SOH 7822-H	1333	-	78	16	22	129	19	
<b>PAPER ORGANIZER</b> 	- Horizontal Dividers	POHD 1713-H	418	-	17	13.5	17.25	30	3
	<b>PAPER ORGANIZER</b> 	- Horizontal and Vertical Dividers	POHVD 1713-H	418	-	17	13.5	17.25	31
<b>OVERHEAD PAPER SORTER INSERT</b>  <p>- Field installed (mount optional tackboard first)</p> <p>- Not available for Corner Overheads and Wall-Mount Overheads, or with cutaway gable</p> <p>2 1/2" clearance below (4 1/2" below shelf)</p>		OPS 24-H	634	-	22	13.5	5.25	14	2
	OPS 30-H	681	-	28	13.5	5.25	17	2	
	OPS 36-H	724	-	34	13.5	5.25	20	2	
	OPS 42-H	773	-	40	13.5	5.25	23	2	
	OPS 48-H	819	-	46	13.5	5.25	26	2	
	OPS 54-H	866	-	52	13.5	5.25	29	2	
	OPS 60-H	912	-	58	13.5	5.25	32	2	
	OPS 66-H	958	-	64	13.5	5.25	35	2	
	OPS 72-H	1005	-	70	13.5	5.25	38	2	
	OPS 78-H	1052	-	76	13.5	5.25	41	2	

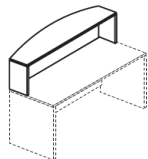


Reception Galleries

Features:

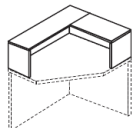
- 1" thick top
- Laminate back panel standard - optional fabric covered tackboards available
- Transaction top 12" deep
- Bow front transaction top 18" deep with 6" overhang.
- Installed height 44"
- Clearance above desktop is 14".

	Product Code	List Price	Dimensions			Wt lbs	Cube ft <sup>3</sup>
			W	D	H		
<b>RECEPTION GALLERY</b>							
	OSG 24-H	742	24	12	15	30	2
	OSG 30-H	764	30	12	15	35	3
	OSG 36-H	840	36	12	15	40	3
	OSG 42-H	880	42	12	15	45	4
	OSG 48-H	914	48	12	15	50	4
	OSG 54-H	1014	54	12	15	55	5
	OSG 60-H	1056	60	12	15	60	5
	OSG 66-H	1085	66	12	15	65	6
	OSG 72-H	1264	72	12	15	70	6
	OSG 78-H	1356	78	12	15	75	7
	OSG 84-H	1382	84	12	15	80	7
OSG 96-H	1455	96	12	15	90	8	

<b>BOW FRONT RECEPTION GALLERY</b>							
	BOSG 24-H	840	24	18	15	35	3
	BOSG 30-H	861	30	18	15	40	4
	BOSG 36-H	939	36	18	15	45	5
	BOSG 42-H	977	42	18	15	50	6
	BOSG 48-H	1014	48	18	15	55	6
	BOSG 54-H	1111	54	18	15	60	7
	BOSG 60-H	1151	60	18	15	65	8
	BOSG 66-H	1185	66	18	15	70	9
	BOSG 72-H	1363	72	18	15	75	10
	BOSG 78-H	1453	78	18	15	80	10
	BOSG 84-H	1479	84	18	15	85	11
BOSG 96-H	1555	96	18	15	95	12	

<b>CORNER RECEPTION GALLERY - 36" x 36"</b>							
	OSGC 36-H	1532	36	36	15	45	3

<b>CORNER RECEPTION GALLERY - 42" x 42"</b>							
	OSGC 42-H	1597	42	42	15	55	4

<b>CORNER RECEPTION GALLERY - 48" x 48"</b>							
	OSGC 48-H	1668	48	48	15	65	4

Compete

Compete Plus

Accessories

Conference Tables

Tables - Aluminum Legs

Conference Room

**Extended Corner Reception Galleries**

**Features:**

- 1" thick top
- Laminate back panel standard - optional fabric covered tackboards available (see next page)
- Installed height is 44".
- Clearance above desktop is 14".

Compete

Compete Plus

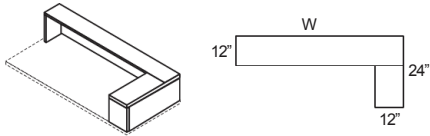
Accessories

Conference Tables

Tables - Aluminum Legs

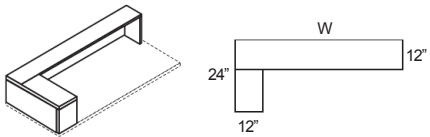
Conference Room

**24" CORNER RECEPTION GALLERY - LEFT**



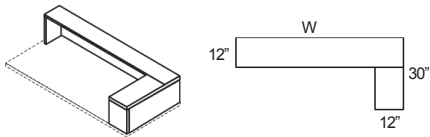
Product Code	List Price	Dimensions			Wt lbs	Cube ft <sup>3</sup>
		W	D	H		
OSGCL 6024-H	1502	60	24	15	70	2
OSGCL 6624-H	1516	66	24	15	75	2
OSGCL 7224-H	1532	72	24	15	80	3
OSGCL 8424-H	1576	84	24	15	90	3
OSGCL 9624-H	1615	96	24	15	100	3

**24" CORNER RECEPTION GALLERY - RIGHT**



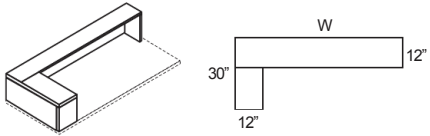
OSGCR 6024-H	1502	60	24	15	70	2
OSGCR 6624-H	1516	66	24	15	75	2
OSGCR 7224-H	1532	72	24	15	80	3
OSGCR 8424-H	1576	84	24	15	90	3
OSGCR 9624-H	1615	96	24	15	100	3

**30" CORNER RECEPTION GALLERY - LEFT**



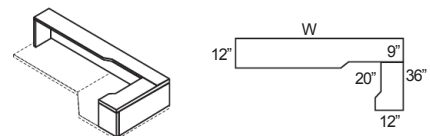
OSGCL 6030-H	1532	60	30	15	75	2
OSGCL 6630-H	1550	66	30	15	80	3
OSGCL 7230-H	1576	72	30	15	85	3
OSGCL 8430-H	1615	84	30	15	95	3
OSGCL 9630-H	1652	96	30	15	105	4

**30" CORNER RECEPTION GALLERY - RIGHT**



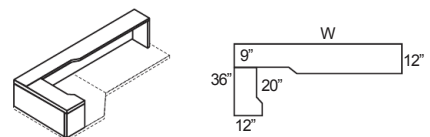
OSGCR 6030-H	1532	60	30	15	75	2
OSGCR 6630-H	1550	66	30	15	80	3
OSGCR 7230-H	1576	72	30	15	85	3
OSGCR 8430-H	1615	84	30	15	95	3
OSGCR 9630-H	1652	96	30	15	105	4

**36" CORNER RECEPTION GALLERY - LEFT**



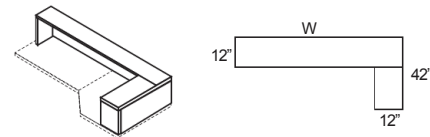
OSGCL 6036-H	1576	60	36	15	80	3
OSGCL 6636-H	1595	66	36	15	85	3
OSGCL 7236-H	1615	72	36	15	90	3
OSGCL 8436-H	1652	84	36	15	100	4
OSGCL 9636-H	1687	96	36	15	110	4

**36" CORNER RECEPTION GALLERY - RIGHT**



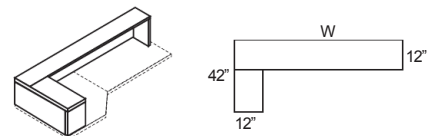
OSGCR 6036-H	1576	60	36	15	80	3
OSGCR 6636-H	1595	66	36	15	85	3
OSGCR 7236-H	1615	72	36	15	90	3
OSGCR 8436-H	1652	84	36	15	100	4
OSGCR 9636-H	1687	96	36	15	110	4

**42" CORNER RECEPTION GALLERY - LEFT**



OSGCL 6642-H	1627	66	42	15	90	3
OSGCL 7242-H	1652	72	42	15	95	3
OSGCL 8442-H	1687	84	42	15	105	4
OSGCL 9642-H	1733	96	42	15	115	4

**42" CORNER RECEPTION GALLERY - RIGHT**

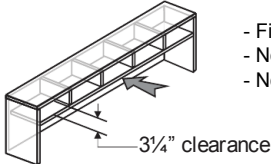


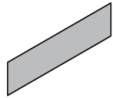
OSGCR 6642-H	1627	66	42	15	90	3
OSGCR 7242-H	1652	72	42	15	95	3
OSGCR 8442-H	1687	84	42	15	105	4
OSGCR 9642-H	1733	96	42	15	115	4

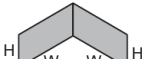
Reception Gallery Options

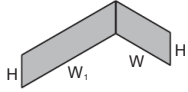
Features:

- Specify tackboard color
- Tackboard adheres easily to back panel using velcro strips.
- \* All directional fabric will be railroaded.

	Product Code	List Price	Dimensions				Wt lbs	Cube ft <sup>3</sup>
			W <sub>1</sub>	W <sub>2</sub>	D	H		
<b>RECEPTION GALLERY PAPER SORTER INSERT</b>  <ul style="list-style-type: none"> <li>- Field installed</li> <li>- Not available for Corner Galleries</li> <li>- Not to be used with tackboard option</li> </ul>	GPS 24-H	634	-	22	10.25	4.5	14	2
	GPS 30-H	681	-	28	10.25	4.5	17	2
	GPS 36-H	724	-	34	10.25	4.5	20	2
	GPS 42-H	773	-	40	10.25	4.5	23	2
	GPS 48-H	819	-	46	10.25	4.5	26	2
	GPS 54-H	866	-	52	10.25	4.5	29	2
	GPS 60-H	912	-	58	10.25	4.5	32	2
	GPS 66-H	958	-	64	10.25	4.5	35	2
	GPS 72-H	1005	-	70	10.25	4.5	38	2
	GPS 78-H	1052	-	76	10.25	4.5	41	2

	Product Code	List Price	Dimensions				Wt lbs	Cube ft <sup>3</sup>
			W <sub>1</sub>	W <sub>2</sub>	D	H		
<b>TACKBOARD FOR RECEPTION GALLERY &amp; RECEPTION DESK</b> 	TKG 24	396	-	22	3/4	13	2	1
	TKG 30	410	-	28	3/4	13	3	1
	TKG 36	424	-	34	3/4	13	4	1
	TKG 42	454	-	40	3/4	13	5	1
	TKG 48	470	-	46	3/4	13	6	1
	TKG 54	532	-	52	3/4	13	7	1
	TKG 60	592	-	58	3/4	13	8	1
	TKG 66	651	-	64	3/4	13	9	1
	TKG 72	710	-	70	3/4	13	10	1
	TKG 78	742	-	76	3/4	13	10	1
	TKG 84	773	-	82	3/4	13	10	1
	TKG 96	835	-	94	3/4	13	11	1

	Product Code	List Price	Dimensions				Wt lbs	Cube ft <sup>3</sup>
			W <sub>1</sub>	W <sub>2</sub>	D	H		
<b>TACKBOARD FOR CORNER RECEPTION GALLERY</b> 	TKG 3636	803	34	34.5	3/4	13	8	1
	TKG 4242	861	40	40.5	3/4	13	10	1
	TKG 4848	891	46	46.5	3/4	13	10	1

	Product Code	List Price	Dimensions				Wt lbs	Cube ft <sup>3</sup>
			W <sub>1</sub>	W <sub>2</sub>	D	H		
<b>TACKBOARD FOR EXTENDED CORNER RECEPTION GALLERY</b> 	TKG 6024	937	58	22.5	3/4	13	10	1
	TKG 6624	993	64	22.5	3/4	13	11	1
	TKG 7224	1050	70	22.5	3/4	13	12	1
	TKG 8424	1106	82	22.5	3/4	13	12	1
	TKG 9624	1164	94	22.5	3/4	13	13	1
	TKG 6030	949	58	28.5	3/4	13	10	1
	TKG 6630	1005	64	28.5	3/4	13	11	1
	TKG 7230	1062	70	28.5	3/4	13	12	1
	TKG 8430	1120	82	28.5	3/4	13	12	1
	TKG 9630	1178	94	28.5	3/4	13	13	1
	TKG 6036	961	58	34.5	3/4	13	11	1
	TKG 6636	1018	64	34.5	3/4	13	12	1
	TKG 7236	1062	70	34.5	3/4	13	13	1
	TKG 8436	1131	82	34.5	3/4	13	13	1
	TKG 9636	1190	94	34.5	3/4	13	14	1
	TKG 6642	1028	64	40.5	3/4	13	12	1
	TKG 7242	1085	70	40.5	3/4	13	14	1
	TKG 8442	1147	82	40.5	3/4	13	14	1
	TKG 9642	1204	94	40.5	3/4	13	15	1

Complete

Complete Plus

Accessories

Conference Tables

Tables - Aluminum Legs

Conference Room

**Pedestals**

**Features:**

- Pedestal standard with all drawers locking.
- Five-sided drawer construction
- Full extension ball bearing slides on all drawers
- File drawers accommodate letter / legal filing.
- Pencil tray standard in upper box drawer.
- 5 wheel anti-tip feature on mobile pedestals.
- Black integral pull standard. For optional silver finish add suffix (/FPS) to product code.
- Optional surface-mounted handles available.
- Shipped assembled

**NOTE:** Due to dimensional differences, AIS Compete products are NOT compatible with other AIS Systems and should not be combined in paneled workstation environments. See AIS Calibrate products for use with other AIS Systems.

Compete






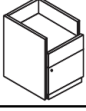




Compete Plus

Accessories

Conference Tables

Tables - Aluminum Legs

Conference Room




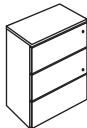


	Product Code	List Price	Dimensions			Wt lbs	Cube ft <sup>3</sup>
			W	D	H		
<b>HANGING PEDESTAL - BOX / BOX</b>							
	H2B-H	977	15.5	19	14	40	4
<b>HANGING PEDESTAL - BOX / FILE</b>							
	HBH-H	1131	15.5	19	19	55	4
<b>HANGING PEDESTAL - FILE</b>							
	HF-H	928	15.5	19	14	45	4
<b>FULL HEIGHT PEDESTAL - BOX / BOX / FILE</b>							
	F2BF-H	1485	15.5	19	28	85	6
<b>FULL HEIGHT PEDESTAL - FILE / FILE</b>							
	F2F-H	1485	15.5	19	28	85	6
<b>FULL HEIGHT PEDESTAL - SHELF / BOX / FILE</b>							
	FSBF-H	1485	15.5	19	28	80	7
<b>MOBILE PEDESTAL - BOX / FILE</b>							
 - 5/8" thick top	MBF-H	1485	15.5	19	21.5	80	7
<b>MOBILE PEDESTAL - BOX / BOX / FILE</b>							
 - 5/8" thick top	M2BF-H	1650	15.5	19	27.75	95	7
<b>MOBILE PEDESTAL - FILE / FILE</b>							
 - 5/8" thick top	M2F-H	1650	15.5	19	27.75	95	7
<b>MOBILE PEDESTAL - SHELF / BOX / FILE</b>							
 - 5/8" thick top	MSBF-H	1650	15.5	19	27.75	95	7

Lateral Files - Under Desk, Integrated and Stand Alone

Features:

- 1" thick top
- Steel drawers
- Anti-tip interlock system
- Heavy duty full extension ball bearing drawer slides
- Accommodates letter and legal filing
- Integrated 2-drawer lateral file is available in 20" and 24" depth to match adjacent items.
- Stand Alone lateral files are designed to be used with each other so base and grain pattern match.
- Black integral pull standard. For optional silver finish, add suffix (/FPS) to product code.
- Optional surface-mounted handles available.
- Shipped assembled

**NOTE:** Due to dimensional differences, AIS Compete products are NOT compatible with other AIS Systems and should not be combined in paneled workstation environments. See AIS Calibrate products for use with other AIS Systems.

	Product Code	List Price	Dimensions			Wt lbs	Cube ft <sup>3</sup>	
			W	D	H			
<b>2-DRAWER LATERAL FILE - UNDER DESK</b>								
	- Fits below 20", 24" or 30" deep desk shell - Vertical grain standard on fronts - Locking	LFT 30-H LFT 36-H	2210 2271	30 36	19 19	28 28	105 125	13 15
<b>2-DRAWER LATERAL FILE - INTEGRATED</b>								
	- Matches depth and height of adjacent items - Vertical grain standard on fronts - Locking	LF2 3020-H LF2 3024-H LF2 3620-H LF2 3624-H	2354 2416 2446 2657	30 30 36 36	20 24 20 24	29 29 29 29	105 115 130 140	13 13 15 15
<b>2-DRAWER LATERAL FILE - STAND ALONE</b>								
	- Horizontal grain on drawer fronts - Locking	SLF2 3020-H SLF2 3620-H	2354 2446	30 30	20 20	30 30	105 130	13 15
<b>3-DRAWER LATERAL FILE - STAND ALONE</b>								
	- Horizontal grain on drawer fronts - 2 locks keyed-alike	SLF3 3020-H SLF3 3620-H	3275 3391	30 36	20 20	44 44	175 200	18 21
<b>4-DRAWER LATERAL FILE - STAND ALONE</b>								
	- Horizontal grain on drawer fronts - 2 locks keyed-alike	SLF4 3020-H SLF4 3620-H	4006 4150	30 36	20 20	58 58	220 260	24 29
<b>OPTIONS</b>								
<b>FRONT-TO-BACK FILING HARDWARE</b>								
	- Set of four bars for one drawer - Order separately for each drawer as required	FTBF	n/c	-	-	-	-	-

Compete

Compete Plus

Accessories

Conference Tables

Tables - Aluminum Legs

Conference Room

**Lower Storage Units – Under Desk and Freestanding**

**Features:**

- 1" thick top on freestanding units
- 20" and 24" deep units match workstation configurations.
- Black integral pull standard. For optional silver finish add suffix (/FPS) to product code.
- Optional surface-mounted handles available.
- Multi-file storage cabinets are not grain-matched and upper drawers and doors are non-locking only.
- For lateral file front to back filing hardware, see previous page.
- Shipped assembled

**NOTE:** Due to dimensional differences, AIS Compete products are NOT compatible with other AIS Systems and should not be combined in paneled workstation environments. See AIS Calibrate products for use with other AIS Systems.

Compete









Compete Plus

Accessories

Conference Tables

Tables - Aluminum Legs

Conference Room

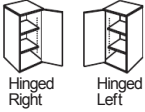
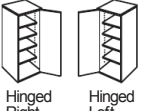
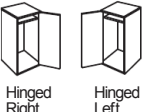
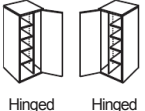
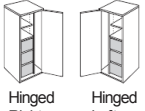
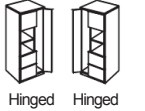
	Product Code	List Price	Dimensions			Wt lbs	Cube ft <sup>3</sup>		
			W	D	H				
<b>STORAGE CABINET - UNDER DESK</b>									
 <ul style="list-style-type: none"> <li>- Fits below 20", 24" or 30" desk shell</li> <li>- 1 adjustable shelf:                             <ul style="list-style-type: none"> <li>• 27-1/2"w for 30" cabinet</li> <li>• 33-3/8"w for 36" cabinet</li> </ul> </li> <li>- Non-locking only</li> </ul>	SCT 30-H	931	30	19	28	80	13		
	SCT 36-H	985	36	19	28	90	15		
<b>STORAGE &amp; FILE CABINET - UNDER DESK</b>									
 <ul style="list-style-type: none"> <li>- Fits below 20", 24" or 30" desk shell</li> <li>- 2 file drawers right</li> <li>- Storage left (18½"w)</li> <li>- 1 adjustable shelf</li> </ul>	<i>Non-locking</i>	BSCT-H	1,588	36	19	28	110	15	
	<i>Locking (2 locks keyed-alike)</i>	BSCTL-H	1,856	36	19	28	110	15	
<b>MULTI-FILE STORAGE CABINET - UNDER DESK</b>									
 <ul style="list-style-type: none"> <li>- Fits below 20", 24" or 30" desk shell</li> <li>- 2 box drawers upper left</li> <li>- Closed storage upper right (12½"w)</li> <li>- Lower locking lateral file drawer</li> </ul>		MFSBT 30-H	2,168	30	19	28	105	13	
	 <ul style="list-style-type: none"> <li>- Fits below 20", 24" or 30" desk shell</li> <li>- File drawer upper left</li> <li>- Closed storage upper right (12½"w)</li> <li>- Lower locking lateral file drawer</li> </ul>		MFSFT 30-H	2,168	30	19	28	105	13
<b>STORAGE CABINET</b>									
 <ul style="list-style-type: none"> <li>- 1 adjustable shelf:                             <ul style="list-style-type: none"> <li>• 27-1/2"w for 30" cabinet</li> <li>• 33-3/8"w for 36" cabinet</li> </ul> </li> </ul>		SC 3020-H	1297	30	20	29	85	13	
		SC 3024-H	1352	30	24	29	95	14	
		SC 3620-H	1410	36	20	29	100	13	
		SC 3624-H	1471	36	24	29	110	15	
		<i>Non-locking</i>	SCL 3020-H	1461	30	20	29	85	13
			SCL 3024-H	1517	30	24	29	95	14
			SCL 3620-H	1583	36	20	29	100	13
		SCL 3624-H	1641	36	24	29	110	15	
<b>STORAGE &amp; FILE CABINET</b>									
 <ul style="list-style-type: none"> <li>- 2 file drawers right</li> <li>- Storage left (18½"w)</li> <li>- 1 adjustable shelf</li> </ul>		BSC 3620-H	1886	36	20	29	115	13	
		<i>Non-locking</i>	BSC 3624-H	1927	36	24	29	125	15
		<i>Locking</i>	BSCL 3620-H	2154	36	20	29	115	13
		<i>(2 locks keyed-alike)</i>	BSCL 3624-H	2196	36	24	29	125	15
<b>MULTI-FILE STORAGE CABINET</b>									
 <ul style="list-style-type: none"> <li>- 2 box drawers upper left</li> <li>- Closed storage upper right (12½"w)</li> <li>- Lower locking lateral file drawer</li> </ul>		MFSB 3020-H	2310	30	20	29	105	13	
		MFSB 3024-H	2370	30	24	29	105	13	
	 <ul style="list-style-type: none"> <li>- File drawer upper left</li> <li>- Closed storage upper right (12½"w)</li> <li>- Lower locking lateral file drawer</li> </ul>		MFSF 3020-H	2310	30	20	29	105	13
			MFSF 3024-H	2370	30	24	29	105	13

Storage Towers - 24" Wide

Features:

- 1" thick top
- Doors standard non-locking. For lock option, add suffix (/L) to product code and \$115 to list price.
- Black integral pull standard. For optional silver finish, add suffix (/FPS) to product code.
- Optional surface-mounted handles available.
- Shipped assembled

**NOTE:** Due to dimensional differences, AIS Compete products are NOT compatible with other AIS Systems and should not be combined in paneled workstation environments. See AIS Calibrate products for use with other AIS Systems.

		Product Code	List Price	Dimensions			Wt	Cube	
				W	D	H	lbs	ft <sup>3</sup>	
<b>STORAGE TOWER - 48" and 54" HIGH</b>									
	- 2 full-width adjustable shelves (21½" w)	Hinged Right	ST 242048R-H	1799	24	20	48	160	15
			ST 242448R-H	1888	24	24	48	165	17
			ST 242054R-H	1930	24	20	54	170	17
			ST 242454R-H	2083	24	24	54	180	19
		Hinged Left	ST 242048L-H	1799	24	20	48	160	15
			ST 242448L-H	1888	24	24	48	165	17
			ST 242054L-H	1930	24	20	54	170	17
			ST 242454L-H	2083	24	24	54	180	19
<b>STORAGE TOWER - 65" and 72" HIGH</b>									
	- 4 full-width adjustable shelves (21½" w)	Hinged Right	ST 242065R-H	1976	24	20	65	175	21
			ST 242465R-H	2277	24	24	65	180	23
			ST 242072R-H	2062	24	20	72	180	23
			ST 242472R-H	2381	24	24	72	190	25
		Hinged Left	ST 242065L-H	1976	24	20	65	175	21
			ST 242465L-H	2277	24	24	65	180	23
			ST 242072L-H	2062	24	20	72	180	23
			ST 242472L-H	2381	24	24	72	190	25
<b>WARDROBE TOWER - 48" and 54" HIGH</b>									
	- Full-width coat hanger bar (21½" w)	Hinged Right	WT 242048R-H	1799	24	20	48	150	15
			WT 242448R-H	1888	24	24	48	155	17
			WT 242054R-H	1930	24	20	54	160	17
			WT 242454R-H	2083	24	24	54	170	19
		Hinged Left	WT 242048L-H	1799	24	20	48	150	15
			WT 242448L-H	1888	24	24	48	155	17
			WT 242054L-H	1930	24	20	54	160	17
			WT 242454L-H	2083	24	24	54	170	19
<b>STORAGE &amp; WARDROBE TOWER - 65" and 72" HIGH</b>									
	- 4 adjustable shelves (14-1¼" w) - Coat hanger bar (6 3/8" w)	Hinged Right	SW 242065R-H	1976	24	20	65	175	21
			SW 242465R-H	2277	24	24	65	180	23
			SW 242072R-H	2062	24	20	72	180	23
			SW 242472R-H	2381	24	24	72	190	25
		Hinged Left	SW 242065L-H	1976	24	20	65	175	21
			SW 242465L-H	2277	24	24	65	180	23
			SW 242072L-H	2062	24	20	72	180	23
			SW 242472L-H	2381	24	24	72	190	25
<b>STORAGE, WARDROBE &amp; FILE TOWER - 65" and 72" HIGH</b>									
	- 1 adjustable shelf (14-1¼" w) - 3 letter/legal file drawers - Coat hanger bar (6 3/8" w) - Full width door	Hinged Right	SWF 242065R-H	2907	24	20	65	190	21
			SWF 242465R-H	3162	24	24	65	195	23
			SWF 242072R-H	3013	24	20	72	195	23
			SWF 242472R-H	3249	24	24	72	205	25
		Hinged Left	SWF 242065L-H	2907	24	20	65	190	21
			SWF 242465L-H	3162	24	24	65	195	23
			SWF 242072L-H	3013	24	20	72	195	23
			SWF 242472L-H	3249	24	24	72	205	25
<b>WARDROBE, FILE &amp; STORAGE TOWER - 65" and 72" HIGH</b>									
	- Upper closed storage - Middle open storage - Lower letter/legal file drawers, locking - Coat hanger bar (6-3/8") - Separate wardrobe door, available non-locking only	Hinged Right	WFS 242065R-H	2761	24	20	65	175	21
			WFS 242465R-H	3004	24	24	65	180	23
			WFS 242072R-H	2862	24	20	72	180	23
			WFS 242472R-H	3089	24	24	72	190	25
		Hinged Left	WFS 242065L-H	2761	24	20	65	175	21
			WFS 242465L-H	3004	24	24	65	180	23
			WFS 242072L-H	2862	24	20	72	180	23
			WFS 242472L-H	3089	24	24	72	190	25

Compete

Compete Plus

Accessories

Conference Tables

Tables - Aluminum Legs

Conference Room

**Storage Towers - 30" and 36" Wide**

**Features:**

- 1" thick top
- Doors standard non-locking. For lock option add suffix (/L) to product code and \$64 to list price.
- Frosted doors non-locking only with silver door frame
- Black integral pull standard. For optional silver finish, add suffix (/FPS) to product code.
- Optional surface-mounted handles available.
- Shipped assembled

**NOTE:** Due to dimensional differences, AIS Compete products are NOT compatible with other AIS Systems and should not be combined in paneled workstation environments. See AIS Calibrate products for use with other AIS Systems.

Compete






Compete Plus

Accessories

Conference Tables

Tables - Aluminum Legs

Conference Room

	Product Code	List Price	Dimensions			Wt lbs	Cube ft <sup>3</sup>
			W	D	H		
<b>STORAGE TOWER WITH LATERAL FILES - FROSTED GLASS DOORS</b>  <ul style="list-style-type: none"> <li>- Locking lateral files</li> <li>- Frosted doors non-locking only with silver frame</li> <li>- Door knob finish matches drawer handles</li> <li>- 2 adjustable shelves</li> <li>- Front-to-back filing hardware</li> </ul>	FFS 302065-H	3840	30	20	65	185	24
	FFS 302465-H	4061	30	24	65	210	28
	FFS 302072-H	3986	30	20	72	205	27
	FFS 302472-H	4215	30	24	72	230	31
	FFS 362065-H	4089	36	20	65	215	29
	FFS 362465-H	4320	36	24	65	240	33
	FFS 362072-H	4263	36	20	72	235	32
	FFS 362472-H	4494	36	24	72	260	36
<b>STORAGE TOWER WITH LATERAL FILES</b>  <ul style="list-style-type: none"> <li>- Locking lateral files</li> <li>- Non-locking upper storage</li> <li>- 2 adjustable shelves (27½" or 33-3/8"w)</li> <li>- Front-to-back filing hardware</li> </ul>	FS 302065-H	3004	30	20	65	185	24
	FS 302465-H	3589	30	24	65	210	28
	FS 302072-H	3175	30	20	72	205	27
	FS 302472-H	3756	30	24	72	230	31
	FS 362065-H	3429	36	20	65	215	29
	FS 362465-H	4018	36	24	65	240	33
	FS 362072-H	3597	36	20	72	235	32
	FS 362472-H	4184	36	24	72	260	36
<b>STORAGE TOWER</b>  <ul style="list-style-type: none"> <li>- 4 full-width adjustable shelves (33-3/8"w)</li> </ul>	ST 362065-H	2784	36	20	65	200	29
	ST 362465-H	3043	36	24	65	220	33
	ST 362072-H	2937	36	20	72	215	32
	ST 362472-H	3208	36	24	72	240	36
<b>WARDROBE TOWER</b>  <ul style="list-style-type: none"> <li>- Full-width wardrobe</li> <li>- Hat shelf</li> <li>- Coat hanger bar (33-3/8"w)</li> </ul>	WT 362065-H	2784	36	20	65	165	29
	WT 362465-H	3043	36	24	65	175	33
	WT 362072-H	2937	36	20	72	170	32
	WT 362472-H	3208	36	24	72	185	36
<b>STORAGE &amp; WARDROBE TOWER</b>  <ul style="list-style-type: none"> <li>- 4 adjustable shelves (26"w)</li> <li>- Coat hanger bar (6-3/8"w)</li> </ul>	SW 362065-H	2784	36	20	65	200	29
	SW 362465-H	3043	36	24	65	220	33
	SW 362072-H	2937	36	20	72	215	32
	SW 362472-H	3208	36	24	72	240	36



**Bookcases**

**Features:**

- 1" thick top and shelves
- Adjustable shelves
- Quarter-round and corner square bookcases have evenly spaced fixed shelves
- Select grain direction on quarter-round and corner-square bookcases to match adjacent units
- Shipped assembled

**NOTE:** Due to dimensional differences, AIS Compete products are NOT compatible with other AIS Systems and should not be combined in paneled workstation environments. See AIS Cal brate products for use with other AIS Systems.

BOOKCASE	Product Code	List Price	Dimensions			Wt lbs	Cube ft <sup>3</sup>	
			W	D	H			
<p>(65 &amp; 72" h)      (48" h)      (29" h)</p> <p>F = fixed</p>	1 adj shelf	BC 2429-H	1,014	24	14	29	50	9
	2 adj shelves	BC 2448-H	1,136	24	14	48	65	13
	4 adj shelves	BC 2465-H	1,326	24	14	65	90	17
	4 adj shelves	BC 2472 H	1,441	24	14	72	105	20
	1 adj shelf	BC 3029 H	1,099	30	14	29	55	10
	2 adj shelves	BC 3048-H	1,218	30	14	48	75	15
	4 adj shelves	BC 3065-H	1,409	30	14	65	105	20
	4 adj shelves	BC 3072-H	1,525	30	14	72	120	22
	1 adj shelf	BC 3629-H	1,218	36	14	29	60	11
	2 adj shelves	BC 3648-H	1,313	36	14	48	85	18
	4 adj shelves	BC 3665 H	1,522	36	14	65	120	24
	4 adj shelves	BC 3672-H	1,659	36	14	72	35	26
24" shelf - extra	ES 24-H	201	22	13	1	4	1	
30" shelf - extra	ES 30-H	201	28	13	1	5	1	
36" shelf - extra	ES 36-H	201	34	13	1	6	1	

DESKTOP BOOKCASE	Product Code	List Price	W	D	H	Wt lbs	Cube ft <sup>3</sup>	
<p>F = fixed</p> <p>- Use with lateral files and storage cabinets - 12" clearance above desktop</p>	1 adj shelf	XCB 3036-H	1,171	30	16	36	70	11
	2 adj shelves	XCB 3043-H	1,252	30	16	43	80	12
	1 adj shelf	XCB 3636-H	1,252	36	16	36	80	12
	2 adj shelves	XCB 3643-H	1,377	36	16	43	90	13
	30" shelf - extra	XES 30-H	191	28	13	1	5	1
	36" shelf - extra	XES 36-H	191	34	13	1	6	1

QUARTER-ROUND BOOKCASE - LEFT and RIGHT	Product Code	List Price	W	D	H	Wt lbs	Cube ft <sup>3</sup>
<p>Woodgrain match</p> <p>left      right</p> <p>- Matches depth and height of overheads - For desktop use - No bottom shelf</p> <p>- Matches depth and height of desk/credenza - 2 fixed shelves</p> <p>- 16" matches depth and height of overhead - 20" and 24" match depth and height of towers - 4 fixed shelves</p>	QRB 1636* H	1047	16	16	36	65	5
	QRB 1643* -H	1131	16	16	43	70	6
	QRB 2029* H	1014	20	20	29	65	5
	QRB 2429* -H	1158	24	24	29	70	6
	QRB 1665* -H	1173	16	16	65	90	8
	QRB 1672* H	1249	16	16	72	95	9
	QRB 2065* -H	1317	20	20	65	100	20
	QRB 2072* -H	1417	20	20	72	110	22
	QRB 2465* H	1606	24	24	65	105	22
	QRB 2472* -H	1692	24	24	72	115	24

CORNER-SQUARE BOOKCASE - LEFT and RIGHT	Product Code	List Price	W	D	H	Wt lbs	Cube ft <sup>3</sup>
<p>Woodgrain match</p> <p>left      right</p> <p>- Matches depth and height of desk/credenza - 2 fixed shelves</p> <p>- 20" and 24" match depth and height of towers - 4 fixed shelves</p>	CSB 2029* -H	958	20	20	29	60	9
	CSB 2429* -H	1133	24	24	29	65	10
	CSB 2065* -H	1446	20	20	65	110	20
	CSB 2465* H	1770	24	24	65	115	22
	CSB 2072* -H	1563	20	20	72	120	22
	CSB 2472* -H	1863	24	24	72	125	24

Select (L) or (R) to match grain direction of adjacent units

Compete  
Compete Plus  
Accessories  
Conference Tables  
Aluminum Legs  
Conference Room

**Desktop Panels and Connector Tops**

**Features:**

- 1/4" thick frosted acrylic panels
- Simple surface-mounted attachment secures panel supports to desktop.
- Quick, easy field installation
- Desktop panel supports ordered separately; available in Charcoal, Aluminum and Black Finish.
- Extension table and connector tops are 1" thick.
- 3" diameter post leg and X-base standard in black. For optional silver finish add suffix (/SL) to product code.

Compete

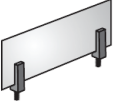
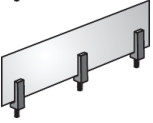
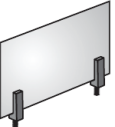
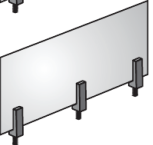

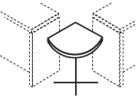
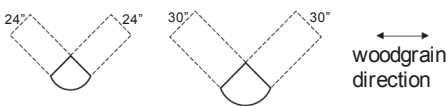
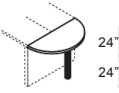
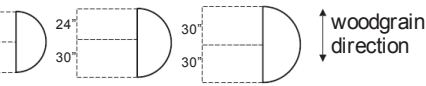
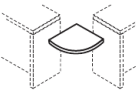
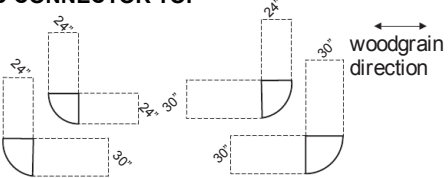
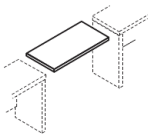
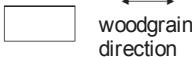
Compete Plus

Accessories

Conference Tables

Tables - Aluminum Legs

Conference Room

Product Code	List Price	Dimensions			Wt lbs	Cube ft³		
		W	D	H				
<b>DESKTOP PANEL - 12" HIGH</b>								
	- 2 desktop panel supports required (order separately - see below)	DTP 2412	204	21	0.25	12	2	1
		DTP 3012	242	27	0.25	12	3	1
		DTP 3612	275	33	0.25	12	4	1
		DTP 4212	349	39	0.25	12	5	1
		DTP 4812	349	45	0.25	12	6	1
		DTP 5412	449	51	0.25	12	7	1
	- 3 desktop panel supports required (order separately - see below)	DTP 6012	449	57	0.25	12	8	1
		DTP 6612	449	63	0.25	12	9	1
		DTP 7212	511	69	0.25	12	10	1
<b>DESKTOP PANEL - 17" HIGH</b>								
	- 2 desktop panel supports required (order separately - see below)	DTP 2417	291	21	0.25	17	3	1
		DTP 3017	408	27	0.25	17	5	1
		DTP 3617	408	33	0.25	17	6	1
		DTP 4217	530	39	0.25	17	8	1
		DTP 4817	530	45	0.25	17	9	1
		DTP 5417	647	51	0.25	17	11	1
	- 3 desktop panel supports required (order separately - see below)	DTP 6017	647	57	0.25	17	12	1
		DTP 6617	762	63	0.25	17	14	1
		DTP 7217	775	69	0.25	17	15	1
<b>DESKTOP PANEL SUPPORTS</b>								
	Charcoal Finish DTPSC	81	1.5	1.5	6	1	0.5	
	Aluminum Finish DTPSA	81	1.5	1.5	6	1	0.5	
	Black Finish DTPSB	81	1.5	1.5	6	1	0.5	
<b>DESK EXTENSION TABLE</b>								
	-30" by 30" X-base standard in black	ECT 2424-H	1479	24	28	29	40	17
		ECT 3030-H	1536	30	35	29	48	17
<b>HALF-ROUND CONNECTOR TOP</b>								
	-3" diameter post leg standard in black	HRCT 2424-H	955	48	24	29	40	2
		HRCT 2430-H	1106	54	27	29	45	3
		HRCT 3030-H	1268	60	30	29	50	3
<b>QUARTER-ROUND CONNECTOR TOP</b>								
		QRCT 2424-H	631	24	24	29	20	1
		QRCT 2430-H	823	24	30	29	25	1
		QRCT 3024-H	823	30	24	29	25	1
		QRCT 3030-H	928	30	30	29	30	1
<b>BRIDGE CONNECTOR TOP</b>								
		BCT 2424-H	544	24	24	n/a	15	1
		BCT 3024-H	567	30	24	n/a	20	1
		BCT 3624-H	599	36	24	n/a	25	2
		BCT 4224-H	631	42	24	n/a	30	2
		BCT 2430-H	567	24	30	n/a	20	1
		BCT 3030-H	599	30	30	n/a	25	2
		BCT 3630-H	631	36	30	n/a	30	2
		BCT 4230-H	655	42	30	n/a	35	2







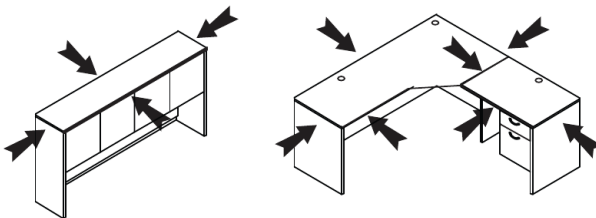


Compete Plus makes a distinctive statement with its 1.5" thick top and sophisticated styling details. With the same AIS precision engineering and uncompromising quality built into every component, Compete Plus offers an elegant design alternative.

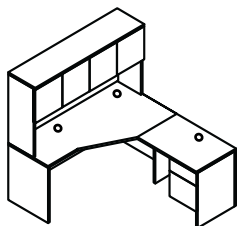
## Features Overview

- 1.5" thick worksurfaces as well as 1.5" thick tops on all lateral files, credenzas, overhead storage, storage towers and bookcases
- Freestanding independent components provide maximum flexibility
- Most product is shipped pre-assembled; products that are shipped ready-to-configure have most fittings pre-attached for quick installation
- Worksurfaces and tops are available with choice of 3 edge details: 1 Flat (-F) and 2 Profiled (-P3, -P4)
- Profiled edge detail is standard on ALL sides of worksurfaces and tops
- Edgebanding is 2.5 mm thick and always matches laminate finish
- Drawer fronts with woodgrain finish are grain-matched unless noted otherwise
- Surface-mounted handles are standard where shown; 7 choices are available (Waterfall Handle Black will be provided as the standard default handle if one is not specified)
- 9 laminate color choices, 30 tackboard fabric options

### Profiled Edge Locations:



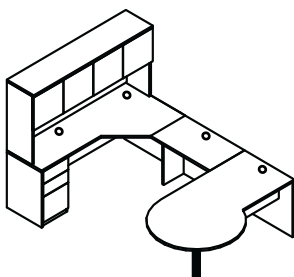
Compete



**Example 1**

Part Number	Part Description	List
CDLB6624	66x36 Ext'd cm Dsk Straight cm LH 24-24, 1 Cutaway End	\$2,305.00
OD6636	66" Closed Overhead, hinged doors	\$2,381.00
RR3624A	36" w x 24" d Pedestal Return, Right, BF Locking	\$1,718.00
TK6636	66" w Tackboard for 36" high Overhead	\$651.00
<b>Total:</b>		<b>\$7,055.00</b>

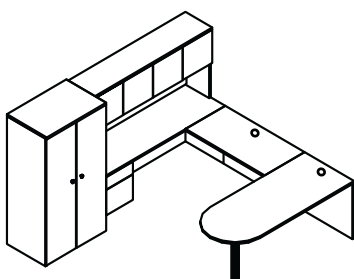
Compete Plus



**Example 2**

Part Number	Part Description	List
BR3620	36" w x 20" d Bridge	\$817.00
CDLB7220	72x36 Ext'd cm Dsk Straight cm LH 20-20, 1 Cutaway End	\$2,413.00
F2BF	Freestanding Pedestal, box/box/file Locking	\$1,562.00
OD7236	72" Closed Overhead, hinged doors	\$2,514.00
PRM7242	72" w x 42" d Freestanding P-Top, w/ Modesty, Right	\$2,474.00
TK7236	72" w Tackboard for 36" high Overhead	\$710.00
<b>Total:</b>		<b>\$10,490.00</b>

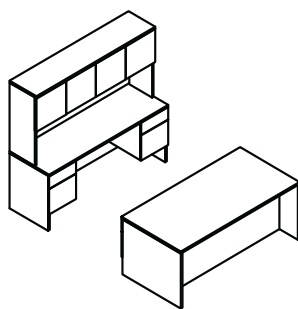
Accessories



**Example 3**

Part Number	Part Description	List
BR4824	48" w x 24" d Bridge	\$1,028.00
CPL7224A	72" w x 24" d Single Pedestal Credenza Ped Left, BF Locking	\$2,530.00
DF7230	72" w x 30" d Freestanding D-Top	\$1,977.00
OD7236	72" Closed Overhead, hinged doors	\$2,514.00
SW362465	36" w x 24" d x 65" h, Storage + Wardrobe	\$3,215.00
TK7236	72" w Tackboard for 36" high Overhead	\$710.00
<b>Total:</b>		<b>\$11,974.00</b>

Conference Tables

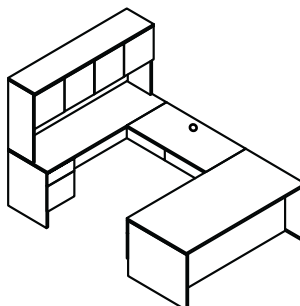


**Example 4**

Part Number	Part Description	List
CDP7224A	72w X 24d, Double pedestal Credenza, 2 B/F Locking	\$3,029.00
DP7236A	72" w x 36" d Double Pedestal Desk, 2 BF Locking	\$3,583.00
OD7236	72" Closed Overhead, hinged doors	\$2,514.00
TK7236	72" w Tackboard for 36" high Overhead	\$710.00
<b>Total:</b>		<b>\$9,836.00</b>

Tables - Aluminum Legs

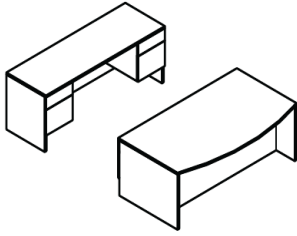
Conference Room



**Example 5**

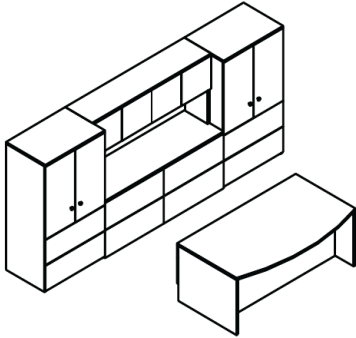
Part Number	Part Description	List
BR4824	48" w x 24" d Bridge	\$1,028.00
CPL7224A	72" w x 24" d Single Pedestal Credenza Ped Left, BF Locking	\$2,530.00
OD7236	72" Closed Overhead, hinged doors	\$2,514.00
SPR7236A	72" w x 36" d Single Pedestal Desk, Ped Right, BF Locking	\$2,907.00
TK7236	72" w Tackboard for 36" high Overhead	\$710.00
<b>Total:</b>		<b>\$9,689.00</b>





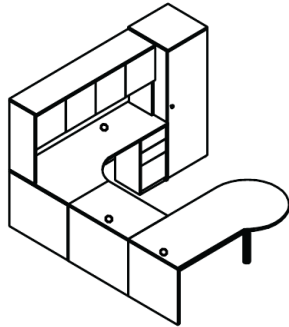
**Example 6**

Part Number	Part Description	List
BDP7242A	72x42 Double Pedestal Bow-Front Desk, 2 B/F Lock	\$3,911.00
CDP7224A	72w X 24d, Double pedestal Credenza, 2 B/F Locking	\$3,029.00
<b>Total:</b>		<b>\$6,940.00</b>



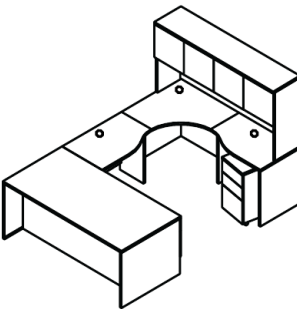
**Example 7**

Part Number	Part Description	List
BDP7242A	72x42 Double Pedestal Bow-Front Desk, 2 B/F Locking	\$3,911.00
CF7224	72w X 24d Double Lat File Credenza Locking	\$4,837.00
FS362465	36" w x 24" d x 65" h, Storage w/ Lateral (Lat File Locking)	\$4,161.00
FS362465	36" w x 24" d x 65" h, Storage w/ Lateral (Lat File Locking)	\$4,161.00
OD7236	72" Closed Overhead, hinged doors	\$2,514.00
TK7236	72" w Tackboard for 36" high Overhead	\$710.00
<b>Total:</b>		<b>\$20,294.00</b>



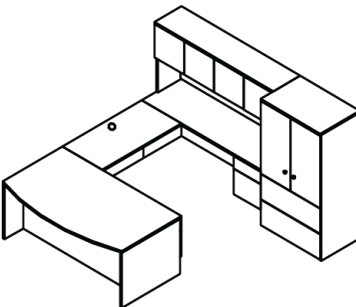
**Example 8**

Part Number	Part Description	List
BR3624	36" w x 24" d Bridge	\$845.00
CDRB7224CV	72x36 Ext'd crn Dsk Curved crn RH, 24-24, 1 Cutaway End	\$2,413.00
F2BF	Freestanding Pedestal, box/box/file Locking	\$1,562.00
OD7236	72" Closed Overhead, hinged doors	\$2,514.00
PLM7236	72" w x 36" d Freestanding P-Top, w/ Modesty, Left	\$2,439.00
SW242465R	24" w x 24" d x 65" h Storage/Wardrobe Tower, hinge Right	\$2,472.00
TK7236	72" w Tackboard for 36" high Overhead	\$710.00
<b>Total:</b>		<b>\$12,955.00</b>



**Example 9**

Part Number	Part Description	List
CV361818	36" w x 18" d x 18" d Corner Units Curvilinear Corner	\$1,641.00
DB3624CNL	36" w x 24" d Desk Shells Curvilinear Notch Left	\$1,351.00
DC3624CNR	36" w x 24" d Desk Bridge Curvilinear Notch R	\$1,351.00
M2BF	Mobile Pedestal, box/box/file Locking	\$1,731.00
OD7236	72" Closed Overhead, hinged doors	\$2,514.00
SPL7236A	72" w x 36" d Single Pedestal Desk, Ped Left, BF Locking	\$2,907.00
TK7236	72" w Tackboard for 36" high Overhead	\$657.00
<b>Total:</b>		<b>\$12,205.00</b>



**Example 10**

Part Number	Part Description	List
BR4824	48" w x 24" d Bridge	\$1,028.00
BSPL7242A	72x42 Single Pedestal Bow-Front Desk, Ped Left, BF Locking	\$3,145.00
CPR7224A	72" w x 24" d Single Pedestal Credenza Ped Right, B/F Locking	\$2,530.00
FS362465	36" w x 24" d x 65" h, Storage w/ Lateral (Lat File Locking)	\$4,161.00
OD7236	72" Closed Overhead, hinged doors	\$2,514.00
TK7236	72" w Tackboard for 36" high Overhead	\$710.00
<b>Total:</b>		<b>\$14,088.00</b>

**NOTE:** Due to dimensional differences, AIS Compete products are NOT compatible with other AIS Systems and should not be combined in paneled workstation environments. See AIS Calibrate products for use with other AIS Systems.

Compete

Compete Plus

Accessories

Conference Tables

Tables - Aluminum Legs

Conference Room

**Standard & Bow Front Double Pedestal Desks**

**Features:**

- 1½" thick top with choice of 3 edge details.
- Bow Front desktop extends 6" on visitor side.
- Full height inset back panel (Inset is 2½" for 30" desks, 8¾" for 36" desks and 14¾" for 42" desks).
- Desk standard without grommets. See Accessories for field-installed grommet option.
- Locking pedestals standard and keyed-alike; full-depth drawers maximize storage capacity.
- Heavy duty full extension ball bearing drawer slides
- Drawer handles standard. See specifying instructions below.
- 84" desks have center support panel.
- Shipped assembled



Flat Edge



Profiled Edge -P3



Profiled Edge -P4

Compete

Compete Plus

Accessories

Conference Tables

Tables - Aluminum Legs

Conference Room

**DOUBLE PEDESTAL DESK - Pedestal Option A**



- 2 box/file pedestals

Product Code	List Price	Dimensions			Wt lbs	Cube ft³
		W	D	H		
DP 6030A **	3176	60	30	29.5	270	32
DP 6630A **	3296	66	30	29.5	280	35
DP 7230A **	3432	72	30	29.5	290	38
DP 7236A **	3583	72	36	29.5	305	45
DP 8436A **	3777	84	36	29.5	325	53

**DOUBLE PEDESTAL DESK - Pedestal Option B**



- 2 box/box/file pedestals  
- Upper box non-locking

DP 6030B **	3644	60	30	29.5	330	32
DP 6630B **	3763	66	30	29.5	340	35
DP 7230B **	3911	72	30	29.5	350	38
DP 7236B **	4066	72	36	29.5	365	45
DP 8436B **	4260	84	36	29.5	385	53

**DOUBLE PEDESTAL DESK - Pedestal Option C**



- 2 file/file pedestals

DP 6030C **	3644	60	30	29.5	330	32
DP 6630C **	3763	66	30	29.5	340	35
DP 7230C **	3911	72	30	29.5	350	38
DP 7236C **	4066	72	36	29.5	365	45
DP 8436C **	4260	84	36	29.5	385	53

**DOUBLE PEDESTAL DESK - Pedestal Option F**



- 1 box/box/file pedestal - left  
- 1 file/file pedestal - right  
- Upper box non-locking

DP 6030F **	3644	60	30	29.5	330	32
DP 6630F **	3763	66	30	29.5	340	35
DP 7230F **	3911	72	30	29.5	350	38
DP 7236F **	4066	72	36	29.5	365	45
DP 8436F **	4260	84	36	29.5	385	53

**DOUBLE PEDESTAL DESK - Pedestal Option G**



- 1 file/file pedestal - left  
- 1 box/box/file pedestal - right  
- Upper box non-locking

DP 6030G **	3644	60	30	29.5	330	32
DP 6630G **	3763	66	30	29.5	340	35
DP 7230G **	3911	72	30	29.5	350	38
DP 7236G **	4066	72	36	29.5	365	45
DP 8436G **	4260	84	36	29.5	385	53

**DOUBLE PEDESTAL BOW FRONT DESK - Pedestal Option A**



- 2 box/file pedestals

BDP 6636A **	3840	66	36	29.5	295	42
BDP 7242A **	3911	72	42	29.5	320	53
BDP 8442A **	4066	84	42	29.5	335	62

**DOUBLE PEDESTAL BOW FRONT DESK - Pedestal Option B**



- 2 box/box/file pedestals  
- Upper box non-locking

BDP 6636B **	4330	66	36	29.5	355	42
BDP 7242B **	4379	72	42	29.5	380	53
BDP 8442B **	4529	84	42	29.5	395	62

**DOUBLE PEDESTAL BOW FRONT DESK - Pedestal Option C**



- 2 file/file pedestals

BDP 6636C **	4330	66	36	29.5	355	42
BDP 7242C **	4379	72	42	29.5	380	53
BDP 8442C **	4529	84	42	29.5	395	62

**DOUBLE PEDESTAL BOW FRONT DESK - Pedestal Option F**



- 1 box/box/file pedestal - left  
- 1 file/file pedestal - right  
- Upper box non-locking

BDP 6636F **	4330	66	36	29.5	355	42
BDP 7242F **	4379	72	42	29.5	380	53
BDP 8442F **	4529	84	42	29.5	395	62

**DOUBLE PEDESTAL BOW FRONT DESK - Pedestal Option G**



- 1 file/file pedestal - left  
- 1 box/box/file pedestal - right  
- Upper box non-locking

BDP 6636G **	4330	66	36	29.5	355	42
BDP 7242G **	4379	72	42	29.5	380	53
BDP 8442G **	4529	84	42	29.5	395	62

Select edge code: -F, -P3, -P4

+ Select handle code: /WHB, /OPB, /OPN, /BPA, /RPA, /ABP, /ALP

**Standard & Bow Front Single Pedestal Desks - Left**

**Features:**

- 1½" thick top with choice of 3 edge details
- Full height inset back panel (Inset is 2½" for 30" desks, 8¾" for 36" and 14¾" for 42" desks).
- Bow Front desktop extends 6" on visitor side.
- Desk standard without grommets. See Accessories for field-installed grommet option.
- Locking pedestal standard; full-depth drawers maximize storage capacity.
- Heavy duty full extension ball bearing drawer slides
- Drawer handles standard. See specifying instructions below.
- 84" desks have center support panel.
- Shipped assembled









Flat Edge



Profiled Edge



Profiled Edge

	Product Code	List Price	Dimensions			Wt lbs	Cube ft³
			W	D	H		
<b>SINGLE PEDESTAL DESK - LEFT - Pedestal Option A</b>							
 <p>- Box/file pedestal</p>	SPL 4830A	2,231	48	30	29.5	190	26
	SPL 5430A	2,469	54	30	29.5	200	29
	SPL 6030A	2,560	60	30	29.5	215	32
	SPL 6630A	2,696	66	30	29.5	225	35
	SPL 7230A	2,784	72	30	29.5	240	38
	SPL 7236A	2,907	72	36	29.5	250	45
	SPL 8436A	3,103	84	36	29.5	265	53
<b>SINGLE PEDESTAL DESK - LEFT - Pedestal Option B</b>							
 <p>- Box/box/file pedestal - Upper box non-locking</p>	SPL 4830B	2,488	48	30	29.5	220	26
	SPL 5430B	2,712	54	30	29.5	230	29
	SPL 6030B	2,802	60	30	29.5	245	32
	SPL 6630B	2,921	66	30	29.5	255	35
	SPL 7230B	3,029	72	30	29.5	270	38
	SPL 7236B	3,162	72	36	29.5	280	45
	SPL 8436B	3,340	84	36	29.5	295	53
<b>SINGLE PEDESTAL DESK - LEFT - Pedestal Option C</b>							
 <p>- File/file pedestal</p>	SPL 4830C	2,488	48	30	29.5	220	26
	SPL 5430C	2,712	54	30	29.5	230	29
	SPL 6030C	2,802	60	30	29.5	245	32
	SPL 6630C	2,921	66	30	29.5	255	35
	SPL 7230C	3,029	72	30	29.5	270	38
	SPL 7236C	3,216	72	36	29.5	280	45
	SPL 8436C	3,340	84	36	29.5	295	53
<b>SINGLE PEDESTAL BOW FRONT DESK - LEFT - Pedestal Option A</b>							
 <p>- Box/file pedestal</p>	BSPL 6636A	3,020	66	36	29.5	240	42
	BSPL 7242A	3,145	72	42	29.5	265	53
	BSPL 8442A	3,358	84	42	29.5	280	62
<b>SINGLE PEDESTAL BOW FRONT DESK - LEFT - Pedestal Option B</b>							
 <p>- Box/box/file pedestal - Upper box non-locking</p>	BSPL 6636B	3,270	66	36	29.5	270	42
	BSPL 7242B	3,372	72	42	29.5	295	53
	BSPL 8442B	3,597	84	42	29.5	310	62
<b>SINGLE PEDESTAL BOW FRONT DESK - LEFT - Pedestal Option C</b>							
 <p>- File/file pedestal</p>	BSPL 6636C	3,270	66	36	29.5	270	42
	BSPL 7242C	3,372	72	42	29.5	295	53
	BSPL 8442C	3,597	84	42	29.5	310	62

Select edge code: -F, -P3, -P4

Select handle code: /WHB, /OPB, /OPN, /BPA, /RPA, /ABP, /ALP

**OPTIONS**

**CUTAWAY END PANEL - RIGHT**



- Replaces 30" or 36" right end panel
- Add suffix (/CGR) to product code
- Not available for Bow Front Desk

/CGR n/c - - - - -

**Standard & Bow Front Single Pedestal Desks - Right**

**Features:**

- 1½" thick top with choice of 3 edge details
- Full height inset back panel (Inset is 2½" for 30" desks, 8¾" for 36" and 14¾" for 42" desks).
- Bow Front desktop extends 6" on visitor side.
- Desk standard without grommets. See Accessories for field-installed grommet option.
- Locking pedestal standard; full-depth drawers maximize storage capacity.
- Heavy duty full extension ball bearing drawer slides
- Drawer handles standard. See specifying instructions below.
- 84" desks have center support panel.
- Shipped assembled



Flat Edge    Profiled Edge    Profiled Edge

Compete







Compete Plus

Accessories

Conference Tables

Tables - Aluminum Legs

Conference Room

	Product Code	List Price	Dimensions			Wt lbs	Cube ft <sup>3</sup>
			W	D	H		
<b>SINGLE PEDESTAL DESK - RIGHT - Pedestal Option A</b>							
 - Box/file pedestal	SPR 4830A *	2231	48	30	29.5	190	26
	SPR 5430A *	2469	54	30	29.5	200	29
	SPR 6030A *	2560	60	30	29.5	215	32
	SPR 6630A *	2696	66	30	29.5	225	35
	SPR 7230A *	2784	72	30	29.5	240	38
	SPR 7236A *	2907	72	36	29.5	250	45
	SPR 8436A *	3103	84	36	29.5	265	53
<b>SINGLE PEDESTAL DESK - RIGHT - Pedestal Option B</b>							
 - Box/box/file pedestal - Upper box non-locking	SPR 4830B *	2488	48	30	29.5	220	26
	SPR 5430B *	2712	54	30	29.5	230	29
	SPR 6030B *	2802	60	30	29.5	245	32
	SPR 6630B *	2921	66	30	29.5	255	35
	SPR 7230B *	3029	72	30	29.5	270	38
	SPR 7236B *	3162	72	36	29.5	280	45
	SPR 8436B *	3340	84	36	29.5	295	53
<b>SINGLE PEDESTAL DESK - RIGHT - Pedestal Option C</b>							
 - File/file pedestal	SPR 4830C *	2488	48	30	29.5	220	26
	SPR 5430C *	2712	54	30	29.5	230	29
	SPR 6030C *	2802	60	30	29.5	245	32
	SPR 6630C *	2921	66	30	29.5	255	35
	SPR 7230C *	3029	72	30	29.5	270	38
	SPR 7236C *	3162	72	36	29.5	280	45
	SPR 8436C *	3340	84	36	29.5	295	53
<b>SINGLE PEDESTAL BOW FRONT DESK - RIGHT - Pedestal Option A</b>							
 - Box/file pedestal	BSPR 6636A *	3020	66	36	29.5	240	42
	BSPR 7242A *	3145	72	42	29.5	265	53
	BSPR 8442A *	3358	84	42	29.5	280	62
<b>SINGLE PEDESTAL BOW FRONT DESK - RIGHT - Pedestal Option B</b>							
 - Box/box/file pedestal - Upper box non-locking	BSPR 6636B *	3270	66	36	29.5	270	42
	BSPR 7242B *	3372	72	42	29.5	295	53
	BSPR 8442B *	3597	84	42	29.5	310	62
<b>SINGLE PEDESTAL BOW FRONT DESK - RIGHT - Pedestal Option C</b>							
 - File/file pedestal	BSPR 6636C *	3270	66	36	29.5	270	42
	BSPR 7242C *	3372	72	42	29.5	295	53
	BSPR 8442C *	3597	84	42	29.5	310	62

Select edge code: -F, -P3, -P4  
 Select handle code: /WHB, /OPB, /OPN, /BPA, /RPA, /ABP, /ALP

**OPTIONS**

**CUTAWAY END PANEL - LEFT**



- Replaces 30" or 36" left end panel
- Add suffix (/CGL) to product code
- Not available for Bow Front Desk

/CGL                      n/c                      -                      -                      -                      -                      -

**Executive Corner Desks**

**Features:**

- 1½" thick top with choice of 3 edge details
- Bow Front desktop extends 6" on visitor side.
- Full height back panel, inset 14¼"
- Pedestal options available.
- Return options available.

\* Optional pedestals not recommended for 6630 desks.



Flat Edge



Profiled Edge



Profiled Edge

	Product Code	List Price	Dimensions			Wt lbs	Cube ft <sup>3</sup>
			W	D	H		
<b>EXTENDED LEFT - STRAIGHT CUTAWAY</b>							
	ECDS 6620L	2902	66	48	29.5	200	9
	ECDS 6624L	2902	66	48	29.5	200	9
	ECDS 6630L	2902	66	48	29.5	200	9
	ECDS 7220L	2997	72	48	29.5	215	9
	ECDS 7224L	2997	72	48	29.5	215	9
	ECDS 7230L	2997	72	48	29.5	215	9
	ECDS 7820L	3089	78	48	29.5	231	10
	ECDS 7824L	3089	78	48	29.5	231	10
	ECDS 7830L	3089	78	48	29.5	231	10
<b>EXTENDED RIGHT - STRAIGHT CUTAWAY</b>							
	ECDS 6620R	2,902	66	48	29.5	200	9
	ECDS 6624R	2,902	66	48	29.5	200	9
	ECDS 6630R	2,902	66	48	29.5	200	9
	ECDS 7220R	2,997	72	48	29.5	215	9
	ECDS 7224R	2,997	72	48	29.5	215	9
	ECDS 7230R	2,997	72	48	29.5	215	9
	ECDS 7820R	3,089	78	48	29.5	231	10
	ECDS 7824R	3,089	78	48	29.5	231	10
	ECDS 7830R	3,089	78	48	29.5	231	10
<b>EXTENDED LEFT - CURVED CUTAWAY</b>							
	ECDC 6620L	2902	66	48	29.5	200	9
	ECDC 6624L	2902	66	48	29.5	200	9
	ECDC 6630L	2902	66	48	29.5	200	9
	ECDC 7220L	2997	72	48	29.5	215	9
	ECDC 7224L	2997	72	48	29.5	215	9
	ECDC 7230L	2997	72	48	29.5	215	9
	ECDC 7820L	3089	78	48	29.5	231	10
	ECDC 7824L	3089	78	48	29.5	231	10
	ECDC 7830L	3089	78	48	29.5	231	10
<b>EXTENDED RIGHT - CURVED CUTAWAY</b>							
	ECDC 6620R	2902	66	48	29.5	200	9
	ECDC 6624R	2902	66	48	29.5	200	9
	ECDC 6630R	2902	66	48	29.5	200	9
	ECDC 7220R	2997	72	48	29.5	215	9
	ECDC 7224R	2997	72	48	29.5	215	9
	ECDC 7230R	2997	72	48	29.5	215	9
	ECDC 7820R	3089	78	48	29.5	231	10
	ECDC 7824R	3089	78	48	29.5	231	10
	ECDC 7830R	3089	78	48	29.5	231	10

Select edge code: -F, -P3, -P4

**Executive P-Top Corner Desks**

**Features:**

- 1½" thick top with choice of 3 edge details
- Modesty panel 14" high.
- 6" diameter black post leg standard. For optional silver finish, add suffix (/SL) to product code.
- Return options available



Flat Edge



Profiled Edge



Profiled Edge

Compete

Compete Plus

Accessories

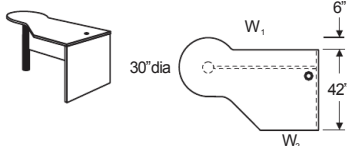
Conference Tables

Tables - Aluminum Legs

Conference Room

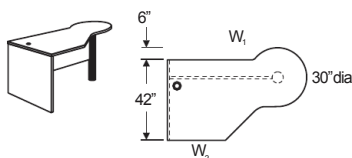
Product Code	List Price	Dimensions				Wt lbs	Cube ft³
		W <sub>1</sub>	W <sub>2</sub>	D	H		

**P-TOP LEFT - STRAIGHT CUTAWAY**



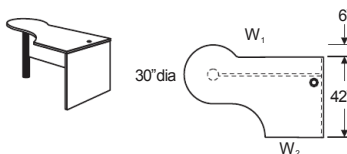
PTCS 6620L	3224	66	20	48	29.5	158
PTCS 6624L	3224	66	24	48	29.5	158
PTCS 6630L	3224	66	30	48	29.5	158
PTCS 7220L	3314	72	20	48	29.5	170
PTCS 7224L	3314	72	24	48	29.5	170
PTCS 7230L	3314	72	30	48	29.5	170
PTCS 7820L	3411	78	20	48	29.5	183
PTCS 7824L	3411	78	24	48	29.5	183
PTCS 7830L	3411	78	30	48	29.5	183

**P-TOP RIGHT - STRAIGHT CUTAWAY**



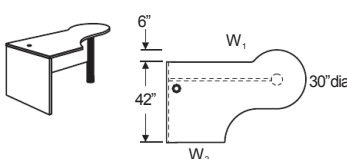
PTCS 6620R	3224	66	20	48	29.5	158
PTCS 6624R	3224	66	24	48	29.5	158
PTCS 6630R	3224	66	30	48	29.5	158
PTCS 7220R	3314	72	20	48	29.5	170
PTCS 7224R	3314	72	24	48	29.5	170
PTCS 7230R	3314	72	30	48	29.5	170
PTCS 7820R	3411	78	20	48	29.5	183
PTCS 7824R	3411	78	24	48	29.5	183
PTCS 7830R	3411	78	30	48	29.5	183

**P-TOP LEFT - CURVED CUTAWAY**



PTCC 6620L	3224	66	20	48	29.5	158
PTCC 6624L	3224	66	24	48	29.5	158
PTCC 6630L	3224	66	30	48	29.5	158
PTCC 7220L	3314	72	20	48	29.5	170
PTCC 7224L	3314	72	24	48	29.5	170
PTCC 7230L	3314	72	30	48	29.5	170
PTCC 7820L	3411	78	20	48	29.5	183
PTCC 7824L	3411	78	24	48	29.5	183
PTCC 7830L	3411	78	30	48	29.5	183

**P-TOP RIGHT - CURVED CUTAWAY**

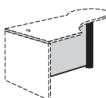


PTCC 6620R	3224	66	20	48	29.5	158
PTCC 6624R	3224	66	24	48	29.5	158
PTCC 6630R	3224	66	30	48	29.5	158
PTCC 7220R	3314	72	20	48	29.5	170
PTCC 7224R	3314	72	24	48	29.5	170
PTCC 7230R	3314	72	30	48	29.5	170
PTCC 7820R	3411	78	20	48	29.5	183
PTCC 7824R	3411	78	24	48	29.5	183
PTCC 7830R	3411	78	30	48	29.5	183

Select edge code: -F, -P3, -P4

**OPTIONS**

**FULL HEIGHT MODESTY PANEL**



- Add suffix (/FMP) to product code

/FMP

115

- - 5/8 28

-



Executive D-Top Corner Desks - 24"

Features:

- 1½" thick top with choice of 3 edge details
- 6" diameter black post leg standard. For optional silver finish, add suffix (/SL) to product code.
- Modesty panel 14" high.
- Return options available.



Flat Edge



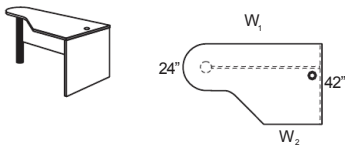
Profiled Edge



Profiled Edge

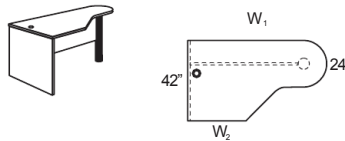
Product Code	List Price	Dimensions				Wt lbs	Cube ft <sup>3</sup>
		W <sub>1</sub>	W <sub>2</sub>	D	H		

D-TOP LEFT - STRAIGHT CUTAWAY



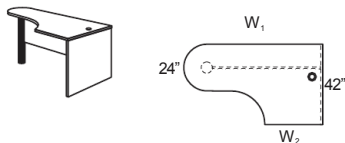
DTCS 662420L •	2902	66	20	42	29.5	158
DTCS 662424L •	2902	66	24	42	29.5	158
DTCS 662430L •	2902	66	30	42	29.5	158
DTCS 722420L •	2997	72	20	42	29.5	170
DTCS 722424L •	2997	72	24	42	29.5	170
DTCS 722430L •	2997	72	30	42	29.5	170
DTCS 782420L •	3089	78	20	42	29.5	183
DTCS 782424L •	3089	78	24	42	29.5	183
DTCS 782430L •	3089	78	30	42	29.5	183

D-TOP RIGHT - STRAIGHT CUTAWAY



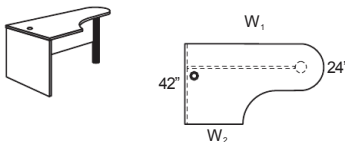
DTCS 662420R •	2902	66	20	42	29.5	158
DTCS 662424R •	2902	66	24	42	29.5	158
DTCS 662430R •	2902	66	30	42	29.5	158
DTCS 722420R •	2997	72	20	42	29.5	170
DTCS 722424R •	2997	72	24	42	29.5	170
DTCS 722430R •	2997	72	30	42	29.5	170
DTCS 782420R •	3089	78	20	42	29.5	183
DTCS 782424R •	3089	78	24	42	29.5	183
DTCS 782430R •	3089	78	30	42	29.5	183

D-TOP LEFT - CURVED CUTAWAY



DTCC 662420L •	2902	66	20	42	29.5	158
DTCC 662424L •	2902	66	24	42	29.5	158
DTCC 662430L •	2902	66	30	42	29.5	158
DTCC 722420L •	2997	72	20	42	29.5	170
DTCC 722424L •	2997	72	24	42	29.5	170
DTCC 722430L •	2997	72	30	42	29.5	170
DTCC 782420L •	3089	78	20	42	29.5	183
DTCC 782424L •	3089	78	24	42	29.5	183
DTCC 782430L •	3089	78	30	42	29.5	183

D-TOP RIGHT - CURVED CUTAWAY

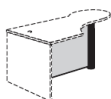


DTCC 662420R •	2902	66	20	42	29.5	158
DTCC 662424R •	2902	66	24	42	29.5	158
DTCC 662430R •	2902	66	30	42	29.5	158
DTCC 722420R •	2997	72	20	42	29.5	170
DTCC 722424R •	2997	72	24	42	29.5	170
DTCC 722430R •	2997	72	30	42	29.5	170
DTCC 782420R •	3089	78	20	42	29.5	183
DTCC 782424R •	3089	78	24	42	29.5	183
DTCC 782430R •	3089	78	30	42	29.5	183

Select edge code: -F, -P3, -P4

OPTIONS

FULL HEIGHT MODESTY PANEL



- Add suffix (/FMP) to product code

/FMP	115	-	-	5/8	28	-	-
------	-----	---	---	-----	----	---	---

**Executive D-Top Corner Desks - 30"**

**Features:**

- 1½" thick top with choice of 3 edge details
- 6" diameter black post leg standard. For optional silver finish, add suffix (/SL) to product code.
- Modesty panel 14" high.
- Return options available



Flat Edge



Profiled Edge



Profiled Edge

Compete

Compete Plus

Accessories

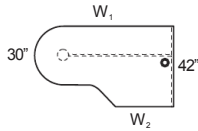
Conference Tables

Tables - Aluminum Legs

Conference Room

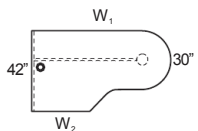
Product Code	List Price	Dimensions				Wt lbs	Cube ft³
		W <sub>1</sub>	W <sub>2</sub>	D	H		

**D-TOP LEFT - STRAIGHT CUTAWAY**



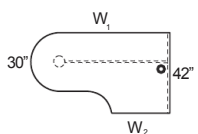
DTCS 663020L •	2902	66	20	42	29.5	158
DTCS 663024L •	2902	66	24	42	29.5	158
DTCS 663030L •	2902	66	30	42	29.5	158
DTCS 723020L •	2997	72	20	42	29.5	170
DTCS 723024L •	2997	72	24	42	29.5	170
DTCS 723030L •	2997	72	30	42	29.5	170
DTCS 783020L •	3089	78	20	42	29.5	183
DTCS 783024L •	3089	78	24	42	29.5	183
DTCS 783030L •	3089	78	30	42	29.5	183

**D-TOP RIGHT - STRAIGHT CUTAWAY**



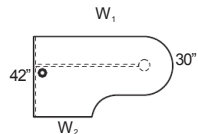
DTCS 663020R •	2902	66	20	42	29.5	158
DTCS 663024R •	2902	66	24	42	29.5	158
DTCS 663030R •	2902	66	30	42	29.5	158
DTCS 723020R •	2997	72	20	42	29.5	170
DTCS 723024R •	2997	72	24	42	29.5	170
DTCS 723030R •	2997	72	30	42	29.5	170
DTCS 783020R •	3089	78	20	42	29.5	183
DTCS 783024R •	3089	78	24	42	29.5	183
DTCS 783030R •	3089	78	30	42	29.5	183

**D-TOP LEFT - CURVED CUTAWAY**



DTCC 663020L •	2902	66	20	42	29.5	158
DTCC 663024L •	2902	66	24	42	29.5	158
DTCC 663030L •	2902	66	30	42	29.5	158
DTCC 723020L •	2997	72	20	42	29.5	170
DTCC 723024L •	2997	72	24	42	29.5	170
DTCC 723030L •	2997	72	30	42	29.5	170
DTCC 783020L •	3089	78	20	42	29.5	183
DTCC 783024L •	3089	78	24	42	29.5	183
DTCC 783030L •	3089	78	30	42	29.5	183

**D-TOP RIGHT - CURVED CUTAWAY**

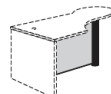


DTCC 663020R •	2902	66	20	42	29.5	158
DTCC 663024R •	2902	66	24	42	29.5	158
DTCC 663030R •	2902	66	30	42	29.5	158
DTCC 723020R •	2997	72	20	42	29.5	170
DTCC 723024R •	2997	72	24	42	29.5	170
DTCC 723030R •	2997	72	30	42	29.5	170
DTCC 783020R •	3089	78	20	42	29.5	183
DTCC 783024R •	3089	78	24	42	29.5	183
DTCC 783030R •	3089	78	30	42	29.5	183

Select edge code: -F, -P3, -P4

**OPTIONS**

**FULL HEIGHT MODESTY PANEL**



- Add suffix (/FMP) to product code

/FMP	115	-	-	5/8	28	-	-
------	-----	---	---	-----	----	---	---



**Left Returns**

**Features:**

- 1½" thick top with choice of 3 edge details
- One grommet center rear
- Pedestal standard locking with heavy duty full extension ball bearing drawer slides.
- Back panels have vertical wood grain pattern to match adjacent desk end panel.
- Drawer handles standard. See specifying instructions below.
- Optional open back panel available for pedestal returns only.
- Pedestal returns shipped assembled; Non-pedestal returns shipped ready-to-assemble.








Flat Edge



Profiled Edge -P3



Profiled Edge -P4

	Product Code	List Price	Dimensions			Wt lbs	Cube ft³
			W	D	H		
<b>PEDESTAL RETURN LEFT - Pedestal Option A</b>							
 <p>- Box/file pedestal</p>	RL 3020A	1647	30	20	29.5	108	13
	RL 3620A	1676	36	20	29.5	115	15
	RL 4220A	1734	42	20	29.5	123	18
	RL 4820A	1928	48	20	29.5	130	20
	RL 5420A	2048	54	20	29.5	138	23
	RL 6020A	2122	60	20	29.5	145	25
	RL 3024A	1692	30	24	29.5	113	13
	RL 3624A	1718	36	24	29.5	120	15
	RL 4224A	1777	42	24	29.5	128	18
	RL 4824A	1976	48	24	29.5	135	20
	RL 5424A	2125	54	24	29.5	143	23
RL 6024A	2229	60	24	29.5	150	25	
<b>PEDESTAL RETURN LEFT - Pedestal Option B</b>							
 <p>- Box/box/file pedestal - Upper box non-locking</p>	RL 3020B	1,944	30	20	29.5	138	13
	RL 3620B	1,971	36	20	29.5	145	15
	RL 4220B	2,038	42	20	29.5	153	18
	RL 4820B	2,231	48	20	29.5	160	20
	RL 5420B	2,293	54	20	29.5	168	23
	RL 6020B	2,366	60	20	29.5	175	25
	RL 3024B	1,997	30	24	29.5	143	13
	RL 3624B	2,022	36	24	29.5	150	15
	RL 4224B	2,078	42	24	29.5	158	18
	RL 4824B	2,277	48	24	29.5	165	20
	RL 5424B	2,393	54	24	29.5	173	23
RL 6024B	2,518	60	24	29.5	180	25	
<b>PEDESTAL RETURN LEFT - Pedestal Option C</b>							
 <p>- File/file pedestal</p>	RL 3020C	1,944	30	20	29.5	138	13
	RL 3620C	1,971	36	20	29.5	145	15
	RL 4220C	2,038	42	20	29.5	153	18
	RL 4820C	2,231	48	20	29.5	160	20
	RL 5420C	2,293	54	20	29.5	168	23
	RL 6020C	2,366	60	20	29.5	175	25
	RL 3024C	1,997	30	24	29.5	143	13
	RL 3624C	2,022	36	24	29.5	150	15
	RL 4224C	2,078	42	24	29.5	158	18
	RL 4824C	2,277	48	24	29.5	165	20
	RL 5424C	2,393	54	24	29.5	173	23
RL 6024C	2,518	60	24	29.5	180	25	
Select edge code: -F, -P3, -P4							
Select handle code: /WHB, /OPB, /OPN, /BPA, /RPA, /ABP, /ALP							
<b>20" RETURN LEFT - NO PEDESTAL</b>							
 <p>- Cannot accommodate field-installed hanging and mobile pedestal options.</p>	FRL 3020	981	30	20	29.5	78	3
	FRL 3620	1,009	36	20	29.5	80	3
	FRL 4220	1,076	42	20	29.5	83	3
	FRL 4820	1,159	48	20	29.5	87	4
	FRL 5420	1,226	54	20	29.5	91	4
	FRL 6020	1,309	60	20	29.5	95	4
<b>24" RETURN LEFT - NO PEDESTAL</b>							
 <p>- Can accommodate field-installed hanging and mobile pedestal options.</p>	FRL 3024	1,014	30	24	29.5	78	3
	FRL 3624	1,037	36	24	29.5	80	3
	FRL 4224	1,104	42	24	29.5	83	3
	FRL 4824	1,190	48	24	29.5	87	4
	FRL 5424	1,254	54	24	29.5	91	4
	FRL 6024	1,342	60	24	29.5	95	4
Select edge code: -F, -P3, -P4							

**OPTIONS** Note: Do not use this option if return is supporting overhead storage unit.

**OPEN BACK PEDESTAL RETURN**



- Add suffix (/OB) to product code

/OB

n/c

- - - - -

**Right Returns**

**Features:**

- 1½" thick top with choice of 3 edge details
- One grommet center rear
- Pedestal standard locking with heavy duty full extension ball bearing drawer slides.
- Back panels have vertical wood grain pattern to match adjacent desk end panel.
- Drawer handles standard. See specifying instructions below.
- Optional open back panel available for pedestal returns only.
- Pedestal returns shipped assembled; Non-pedestal returns shipped ready-to-assemble.



Flat Edge



Profiled Edge -P3



Profiled Edge -P4

Compete

Compete Plus

Accessories

Conference Tables

Tables - Aluminum Legs

Conference Room

**PEDESTAL RETURN RIGHT - Pedestal Option A**



- Box/file pedestal

Product Code	List Price	Dimensions			Wt lbs	Cube ft³
		W	D	H		
RR 3020A	1647	30	20	29.5	108	13
RR 3620A	1676	36	20	29.5	115	15
RR 4220A	1734	42	20	29.5	123	18
RR 4820A	1928	48	20	29.5	130	20
RR 5420A	2048	54	20	29.5	138	23
RR 6020A	2122	60	20	29.5	145	25
RR 3024A	1692	30	24	29.5	113	13
RR 3624A	1718	36	24	29.5	120	15
RR 4224A	1777	42	24	29.5	128	18
RR 4824A	1976	48	24	29.5	135	20
RR 5424A	2125	54	24	29.5	143	23
RR 6024A	2229	60	24	29.5	150	25

**PEDESTAL RETURN RIGHT - Pedestal Option B**



- Box/box/file pedestal  
- Upper box non-locking

RR 3020B	1944	30	20	29.5	138	13
RR 3620B	1971	36	20	29.5	145	15
RR 4220B	2038	42	20	29.5	153	18
RR 4820B	2231	48	20	29.5	160	20
RR 5420B	2293	54	20	29.5	168	23
RR 6020B	2366	60	20	29.5	175	25
RR 3024B	1997	30	24	29.5	143	13
RR 3624B	2022	36	24	29.5	150	15
RR 4224B	2078	42	24	29.5	158	18
RR 4824B	2277	48	24	29.5	165	20
RR 5424B	2393	54	24	29.5	173	23
RR 6024B	2518	60	24	29.5	180	25

**PEDESTAL RETURN RIGHT - Pedestal Option C**



- File/file pedestal

RR 3020C	1944	30	20	29.5	138	13
RR 3620C	1971	36	20	29.5	145	15
RR 4220C	2038	42	20	29.5	153	18
RR 4820C	2231	48	20	29.5	160	20
RR 5420C	2293	54	20	29.5	168	23
RR 6020C	2366	60	20	29.5	175	25
RR 3024C	1997	30	24	29.5	143	13
RR 3624C	2022	36	24	29.5	150	15
RR 4224C	2078	42	24	29.5	158	18
RR 4824C	2277	48	24	29.5	165	20
RR 5424C	2393	54	24	29.5	173	23
RR 6024C	2518	60	24	29.5	180	25

Select edge code: -F, -P3, -P4

Select handle code: /WHB, /OPB, /OPN, /BPA, /RPA, /ABP, /ALP

**20" RETURN RIGHT - NO PEDESTAL**



- cannot accommodate field-installed hanging and mobile pedestal options.

FRR 3020	981	30	20	29.5	78	3
FRR 3620	1009	36	20	29.5	80	3
FRR 4220	1076	42	20	29.5	83	3
FRR 4820	1159	48	20	29.5	85	4
FRR 5420	1226	54	20	29.5	88	4
FRR 6020	1309	60	20	29.5	90	4

**24" RETURN RIGHT - NO PEDESTAL**



- can accommodate field-installed hanging and mobile pedestal options.

FRR 3024	1014	30	24	29.5	78	3
FRR 3624	1037	36	24	29.5	80	3
FRR 4224	1104	42	24	29.5	83	3
FRR 4824	1190	48	24	29.5	85	4
FRR 5424	1254	54	24	29.5	88	4
FRR 6024	1342	60	24	29.5	90	4

Select edge code: -F, -P3, -P4

**OPTIONS Note: Do not use this option if return is supporting overhead storage unit.**

**OPEN BACK PEDESTAL RETURN**



- Add suffix (/OB) to product code

/OB

n/c

- - - - -

## Returns - Aluminum Legs and Acrylic Panels; Bridges

## Features:

- 1½" thick top with choice of 3 edge details
- Return standard without grommet. Field-installed grommet option available.
- Aluminum legs with clear anodized finish and wire management capabilities.



Flat Edge



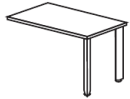
Profiled Edge



Profiled Edge

Product Code	List Price	Dimensions			Wt lbs	Cube ft <sup>3</sup>
		W	D	H		

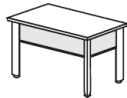
## RETURN WITH ALUMINUM LEGS



- Non-handed
- Standard with 2 support legs
- Optional acrylic end panels

RAL 4224	1766	42	24	29.5	45	4
RAL 4824	1791	48	24	29.5	50	4
RAL 5424	1912	54	24	29.5	55	4
RAL 6024	1961	60	24	29.5	61	5
RAL 4230	2024	42	30	29.5	54	4
RAL 4830	2050	48	30	29.5	61	5
RAL 5430	2071	54	30	29.5	67	5
RAL 6030	2342	60	30	29.5	74	5

## RETURN WITH ALUMINUM LEGS, ACRYLIC END PANEL &amp; MODESTY PANEL

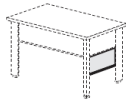


- Non-handed
- Standard with 3 support legs, 1 acrylic end panel and modesty panel.
- Optional add-on acrylic end panel (order separately - see below).

RAL 4224EM	2867	42	24	29.5	55	4
RAL 4824EM	2927	48	24	29.5	61	4
RAL 5424EM	3091	54	24	29.5	67	4
RAL 6024EM	3182	60	24	29.5	74	5
RAL 4230EM	3164	42	30	29.5	65	4
RAL 4830EM	3229	48	30	29.5	73	5
RAL 5430EM	3291	54	30	29.5	80	5
RAL 6030EM	3599	60	30	29.5	88	5

Select edge code: -F, -P3, -P4

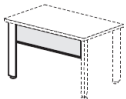
## ADD-ON ACRYLIC END PANEL



- Use to add an end panel to RAL return
- Use to create a double end panel on an RAL-EM return

AEP 24	234	16	0.25	10	1	1
AEP 30	275	22	0.25	10	1	1

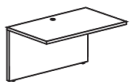
## ADD-ON ACRYLIC MODESTY PANEL



- Not to be used with RAL-EM returns
- Includes the 3rd support leg

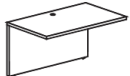
AMPL 42	814	34	0.25	10	3	1
AMPL 48	849	40	0.25	10	4	1
AMPL 54	890	46	0.25	10	4	1
AMPL 60	929	52	0.25	10	5	1
AMPL 66	967	58	0.25	10	5	1
AMPL 72	1009	64	0.25	10	6	1

## 20" BRIDGE



BR 3020	791	30	20	29.5	70	2
BR 3620	817	36	20	29.5	72	2
BR 4220	907	42	20	29.5	75	2
BR 4820	979	48	20	29.5	77	3
BR 5420	1064	54	20	29.5	80	3
BR 6020	1145	60	20	29.5	82	4

## 24" BRIDGE



BR 3024	821	30	24	29.5	70	2
BR 3624	845	36	24	29.5	72	2
BR 4224	939	42	24	29.5	75	2
BR 4824	1028	48	24	29.5	77	3
BR 5424	1120	54	24	29.5	80	3
BR 6024	1206	60	24	29.5	82	4

Select edge code: -F, -P3, -P4

OPTIONS Note: Do not use this option if bridge is supporting overhead storage unit.

## ¾ HEIGHT BACK PANEL



- Add suffix (/ 3Q) to product code
- Provides 8" clearance above the floor

/ 3Q	n/c	-	5/8	20	-3	-
------	-----	---	-----	----	----	---

## ½ HEIGHT BACK PANEL



- Add suffix (/ 2Q) to product code
- Provides 14" clearance above the floor

/ 2Q	n/c	-	5/8	14	-5	-
------	-----	---	-----	----	----	---

**Single Pedestal Credenzas - Left and Right**

**Features:**

- 1½" thick top with choice of 3 edge details
- Full height back panel
- Credenzas standard without grommets. See Accessories for field-installed grommet option.
- Locking pedestal standard
- Heavy duty full extension ball bearing drawer slides
- Drawer handles standard. See specifying instructions below.
- Shipped assembled



Flat Edge



Profiled Edge



Profiled Edge

Compete

Compete Plus

Accessories

Conference Tables

Tables - Aluminum Legs

Conference Room

Product Code	List Price	Dimensions			Wt lbs	Cube ft³
		W	D	H		

**SINGLE PEDESTAL CREDENZA - LEFT - Pedestal Option A**



- Box/file pedestal

CPL 6020A	**	2078	60	20	29.5	165	22
CPL 6620A	**	2139	66	20	29.5	185	24
CPL 7220A	**	2257	72	20	29.5	195	26
CPL 6024A	**	2413	60	24	29.5	170	25
CPL 6624A	**	2472	66	24	29.5	190	27
CPL 7224A	**	2530	72	24	29.5	200	30

**SINGLE PEDESTAL CREDENZA - LEFT - Pedestal Option B**



- Box/box/file pedestal  
- Upper box non-locking

CPL 6020B	**	2381	60	20	29.5	205	22
CPL 6620B	**	2439	66	20	29.5	215	24
CPL 7220B	**	2560	72	20	29.5	225	26
CPL 6024B	**	2712	60	24	29.5	210	25
CPL 6624B	**	2773	66	24	29.5	220	27
CPL 7224B	**	2830	72	24	29.5	230	30

**SINGLE PEDESTAL CREDENZA - LEFT - Pedestal Option C**



- File/file pedestal

CPL 6020C	**	2381	60	20	29.5	205	22
CPL 6620C	**	2439	66	20	29.5	215	24
CPL 7220C	**	2560	72	20	29.5	225	26
CPL 6024C	**	2712	60	24	29.5	210	25
CPL 6624C	**	2773	66	24	29.5	220	27
CPL 7224C	**	2830	72	24	29.5	230	30

**SINGLE PEDESTAL CREDENZA - RIGHT - Pedestal Option A**



- Box/file pedestal

CPR 6020A	**	2078	60	20	29.5	165	22
CPR 6620A	**	2139	66	20	29.5	185	24
CPR 7220A	**	2257	72	20	29.5	195	26
CPR 6024A	**	2413	60	24	29.5	170	25
CPR 6624A	**	2472	66	24	29.5	190	27
CPR 7224A	**	2530	72	24	29.5	200	30

**SINGLE PEDESTAL CREDENZA - RIGHT - Pedestal Option B**



- Box/box/file pedestal  
- Upper box non-locking

CPR 6020B	**	2381	60	20	29.5	205	22
CPR 6620B	**	2439	66	20	29.5	215	24
CPR 7220B	**	2560	72	20	29.5	225	26
CPR 6024B	**	2712	60	24	29.5	210	25
CPR 6624B	**	2773	66	24	29.5	220	27
CPR 7224B	**	2830	72	24	29.5	230	30

**SINGLE PEDESTAL CREDENZA - RIGHT - Pedestal Option C**



- File/file pedestal

CPR 6020C	**	2381	60	20	29.5	205	22
CPR 6620C	**	2439	66	20	29.5	215	24
CPR 7220C	**	2560	72	20	29.5	225	26
CPR 6024C	**	2712	60	24	29.5	210	25
CPR 6624C	**	2773	66	24	29.5	220	27
CPR 7224C	**	2830	72	24	29.5	230	30

Select edge code: -F, -P3, -P4

Select handle code: /WHB, /OPB, /OPN, /BPA, /RPA, /ABP, /ALP

**OPTIONS**

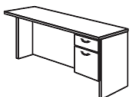
**CUTAWAY END PANEL - RIGHT**



- Replaces 20" or 24" right end panel on CPL  
- Add suffix (/CGR) to product code

/CGR	n/c	-	-	-	-	-	-
------	-----	---	---	---	---	---	---

**CUTAWAY END PANEL - LEFT**



- Replaces 20" or 24" left end panel on CPR  
- Add suffix (/CGL) to product code

/CGL	n/c	-	-	-	-	-	-
------	-----	---	---	---	---	---	---


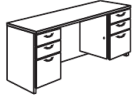


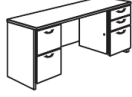
**Double Pedestal Credenzas**

**Features:**

- 1½" thick top with choice of 3 edge details
- Full height back panel
- Credenza standard without grommets. See Accessories for field-installed grommet option.
- Locking pedestals standard and keyed-alike.
- Heavy duty full extension ball bearing drawer slides
- Drawer handles standard. See specifying instructions below.
- Shipped assembled



Flat Edge   Profiled Edge   Profiled Edge

	Product Code	List Price	Dimensions			Wt lbs	Cube ft <sup>3</sup>
			W	D	H		
<b>DOUBLE PEDESTAL CREDENZA - Pedestal Option A</b>							
 <p>- 2 box/file pedestals</p>	CDP 6020A	2862	60	20	29.5	230	22
	CDP 6620A	2921	66	20	29.5	240	24
	CDP 7220A	2981	72	20	29.5	250	26
	CDP 6024A	2907	60	24	29.5	235	25
	CDP 6624A	2965	66	24	29.5	245	27
	CDP 7224A	3029	72	24	29.5	255	30
<b>DOUBLE PEDESTAL CREDENZA - Pedestal Option B</b>							
 <p>- 2 box/box/file pedestals - Upper box non-locking</p>	CDP 6020B	3466	60	20	29.5	290	22
	CDP 6620B	3522	66	20	29.5	300	24
	CDP 7220B	3583	72	20	29.5	310	26
	CDP 6024B	3508	60	24	29.5	295	25
	CDP 6624B	3571	66	24	29.5	305	27
	CDP 7224B	3629	72	24	29.5	315	30
<b>DOUBLE PEDESTAL CREDENZA - Pedestal Option C</b>							
 <p>- 2 file/file pedestals</p>	CDP 6020C	3466	60	20	29.5	290	22
	CDP 6620C	3522	66	20	29.5	300	24
	CDP 7220C	3583	72	20	29.5	310	26
	CDP 6024C	3508	60	24	29.5	295	25
	CDP 6624C	3571	66	24	29.5	305	27
	CDP 7224C	3629	72	24	29.5	315	30
<b>DOUBLE PEDESTAL CREDENZA - Pedestal Option F</b>							
 <p>- 1 box/box/file pedestal - left - 1 file/file pedestal - right - Upper box non-locking</p>	CDP 6020F	3466	60	20	29.5	290	22
	CDP 6620F	3522	66	20	29.5	300	24
	CDP 7220F	3583	72	20	29.5	310	26
	CDP 6024F	3508	60	24	29.5	295	25
	CDP 6624F	3571	66	24	29.5	305	27
	CDP 7224F	3629	72	24	29.5	315	30
<b>DOUBLE PEDESTAL CREDENZA - Pedestal Option G</b>							
 <p>- 1 file/file pedestal - left - 1 box/box/file pedestal - right - Upper box non-locking</p>	CDP 6020G	3466	60	20	29.5	290	22
	CDP 6620G	3522	66	20	29.5	300	24
	CDP 7220G	3583	72	20	29.5	310	26
	CDP 6024G	3508	60	24	29.5	295	25
	CDP 6624G	3571	66	24	29.5	305	27
	CDP 7224G	3629	72	24	29.5	315	30

Select edge code: -F, -P3, -P4

Select handle code: /WHB, /OPB, /OPN, /BPA, /RPA, /ABP, /ALP

**Storage & Lateral File Credenzas**

**Features:**

- 1½" thick top with choice of 3 edge details
- Full height back panel
- Credenza standard without grommets. See Accessories for field-installed grommet option.
- All credenza drawers & doors standard locking and keyed-alike.
- Heavy duty full extension ball bearing drawer slides
- "Front-to-back filing" hardware available no charge for lateral files. See page 47.
- Handles standard for drawers and doors. See specifying instructions below.
- Shipped assembled

**NOTE:** Due to dimensional differences, AIS Compete products are NOT compatible with other AIS Systems and should not be combined in paneled workstation environments. See AIS Calibrate products for use with other AIS Systems.



Compete

Compete Plus

Accessories

Conference Tables

Tables - Aluminum Legs

Conference Room

	Product Code	List Price	Dimensions			Wt lbs	Cube ft <sup>3</sup>
			W	D	H		
<b>CREDENZA - CENTER STORAGE &amp; DBL BOX/FILE PEDESTAL</b> <ul style="list-style-type: none"> <li>- 2 box/file pedestals</li> <li>- Center storage cabinet</li> <li>- 3 locks keyed alike</li> </ul>	CZ 6020A	3231	60	20	29.5	245	22
	CZ 6620A	3338	66	20	29.5	255	24
	CZ 7220A	3451	72	20	29.5	270	26
	CZ 6024A	3296	60	24	29.5	250	25
	CZ 6624A	3393	66	24	29.5	260	27
	CZ 7224A	3518	72	24	29.5	275	30
<b>CREDENZA - CENTER STORAGE &amp; DBL BOX/BOX/FILE PEDESTAL</b> <ul style="list-style-type: none"> <li>- 2 box/box/file pedestals</li> <li>- Upper box non-locking</li> <li>- Center storage cabinet</li> <li>- 3 locks keyed alike</li> </ul>	CZ 6020B	3745	60	20	29.5	305	22
	CZ 6620B	3855	66	20	29.5	315	24
	CZ 7220B	3964	72	20	29.5	330	26
	CZ 6024B	3814	60	24	29.5	310	25
	CZ 6624B	3907	66	24	29.5	320	27
	CZ 7224B	4033	72	24	29.5	335	30
<b>CREDENZA - CENTER STORAGE &amp; DBL FILE/FILE PEDESTAL</b> <ul style="list-style-type: none"> <li>- 2 file/file pedestals</li> <li>- Center storage cabinet</li> <li>- 3 locks keyed alike</li> </ul>	CZ 6020C	3745	60	20	29.5	305	22
	CZ 6620C	3855	66	20	29.5	315	24
	CZ 7220C	3964	72	20	29.5	330	26
	CZ 6024C	3814	60	24	29.5	310	25
	CZ 6624C	3907	66	24	29.5	320	27
	CZ 7224C	4033	72	24	29.5	335	30
<b>CREDENZA - LATERAL FILE LEFT</b> <ul style="list-style-type: none"> <li>- 36" wide lateral file</li> <li>- Accommodates letter and legal filing</li> </ul>	CFL 6020	3018	60	20	29.5	195	22
	CFL 6620	3095	66	20	29.5	205	24
	CFL 7220	3235	72	20	29.5	220	26
	CFL 6024	3279	60	24	29.5	200	25
	CFL 6624	3367	66	24	29.5	210	27
	CFL 7224	3472	72	24	29.5	225	30
<b>CREDENZA - LATERAL FILE RIGHT</b> <ul style="list-style-type: none"> <li>- 36" wide lateral file</li> <li>- Accommodates letter and legal filing</li> </ul>	CFR 6020	3018	60	20	29.5	195	22
	CFR 6620	3095	66	20	29.5	205	24
	CFR 7220	3235	72	20	29.5	220	26
	CFR 6024	3279	60	24	29.5	200	25
	CFR 6624	3367	66	24	29.5	210	27
	CFR 7224	3472	72	24	29.5	225	30
<b>CREDENZA - DOUBLE LATERAL FILE</b> <ul style="list-style-type: none"> <li>- 30" wide lateral files on 60" credenza</li> <li>- 36" wide lateral files on 72" credenza</li> <li>- Accommodates letter and legal filing</li> </ul>	CFF 6020	4049	60	20	29.5	275	22
	CFF 7220	4450	72	20	29.5	290	26
	CFF 6024	4404	60	24	29.5	280	25
	CFF 7224	4837	72	24	29.5	295	30
<b>CREDENZA - LATERAL FILE LEFT &amp; STORAGE RIGHT</b> <ul style="list-style-type: none"> <li>- 36" wide lateral file</li> <li>- Accommodates letter and legal filing</li> <li>- 1 adjustable shelf in storage cabinet</li> </ul>	CZ 6020A	2,991	60	20	29.5	245	22
	CZ 6620A	3,090	66	20	29.5	255	24
	CZ 7220A	3,195	72	20	29.5	270	26
	CZ 6024A	3,051	60	24	29.5	250	25
<b>CREDENZA - STORAGE LEFT &amp; LATERAL FILE RIGHT</b> <ul style="list-style-type: none"> <li>- 36" wide lateral file</li> <li>- Accommodates letter and legal filing</li> <li>- 1 adjustable shelf in storage cabinet</li> </ul>	CFS 6620	3742	66	20	29.5	275	24
	CFS 7220	3839	72	20	29.5	290	26
	CFS 6624	4066	66	24	29.5	280	27
	CFS 7224	4170	72	24	29.5	295	30
<b>CREDENZA - DOUBLE STORAGE</b> <ul style="list-style-type: none"> <li>- 1 adjustable shelf in left and right storage cabinets</li> </ul>	CSS 6620	3036	66	20	29.5	265	24
	CSS 7220	3115	72	20	29.5	280	26
	CSS 6624	3231	66	24	29.5	270	27
	CSS 7224	3314	72	24	29.5	285	30

Select edge code: -F, -P3, -P4  
 Select handle code: /WHB, /OPB, /OPN, /BPA, /RPA, /ABP, /ALP

**OPTIONS**

<b>CUTAWAY END PANEL - RIGHT</b> <ul style="list-style-type: none"> <li>- Replaces 20" or 24" right end panel on CFL</li> <li>- Add suffix (/CGR) to product code</li> </ul>	/CGR	n/c	-	-	-	-	-
<b>CUTAWAY END PANEL - LEFT</b> <ul style="list-style-type: none"> <li>- Replaces 20" or 24" left end panel on CFR</li> <li>- Add suffix (/CGL) to product code</li> </ul>	/CGL	n/c	-	-	-	-	-



**Reception Workstations**

**Features:**

- 1½" thick top and transaction top with choice of 3 edge details
- Desk 30" deep with full height back panel & 2 grommets
- Return 24" deep with 1 grommet center rear
- Transaction top 12" deep; Bow Front transaction top 18" deep with 6" overhang.
- 14" clearance above desktop
- Locking pedestal standard; Heavy duty full extension ball bearing drawer slides
- Drawer handles standard. See specifying instructions below.
- Reception desk tackboard options available
- Shipped assembled - except where noted\*



Flat Edge    Profiled Edge    Profiled Edge

		Product Code	List Price	Dimensions			Wt	Cube
				W	D	H	lbs	ft³
<b>RECEPTION DESK - Pedestal Option A</b>								
	Left	GDL 6630A **	3186	66	30	45	280	55
		GDL 7230A **	3385	72	30	45	295	60
	Right	GDR 6630A **	3186	66	30	45	280	55
		GDR 7230A **	3385	72	30	45	295	60
<b>RECEPTION DESK - Pedestal Option B</b>								
	Left	GDL 6630B **	3432	66	30	45	310	55
		GDL 7230B **	3629	72	30	45	325	60
	Right	GDR 6630B **	3432	66	30	45	310	55
		GDR 7230B **	3629	72	30	45	325	60
<b>RECEPTION DESK - Pedestal Option C</b>								
	Left	GDL 6630C **	3432	66	30	45	310	55
		GDL 7230C **	3629	72	30	45	325	60
	Right	GDR 6630C **	3432	66	30	45	310	55
		GDR 7230C **	3629	72	30	45	325	60
<b>BOW FRONT RECEPTION DESK - Pedestal Option A</b>								
	Left	GDBL 6636A **	3324	66	36	45	290	55
		GDBL 7236A **	3518	72	36	45	305	60
	Right	GDBR 6636A **	3324	66	36	45	290	55
		GDBR 7236A **	3518	72	36	45	305	60
<b>BOW FRONT RECEPTION DESK - Pedestal Option B</b>								
	Left	GDBL 6636B **	3569	66	36	45	320	55
		GDBL 7236B **	3763	72	36	45	335	60
	Right	GDBR 6636B **	3569	66	36	45	320	55
		GDBR 7236B **	3763	72	36	45	335	60
<b>BOW FRONT RECEPTION DESK - Pedestal Option C</b>								
	Left	GDBL 6636C **	3569	66	36	45	320	55
		GDBL 7236C **	3763	72	36	45	335	60
	Right	GDBR 6636C **	3569	66	36	45	320	55
		GDBR 7236C **	3763	72	36	45	335	60
<b>RECEPTION RETURN - Pedestal Option A</b>								
	Left	GRL 4224A **	2038	42	24	43.5	140	27
		GRL 4824A **	2245	48	24	43.5	145	30
	Right	GRR 4224A **	2038	42	24	43.5	140	27
		GRR 4824A **	2246	48	24	43.5	145	30
<b>RECEPTION RETURN - Pedestal Option B</b>								
	Left	GRL 4224B **	2333	42	24	43.5	170	27
		GRL 4824B **	2546	48	24	43.5	175	30
	Right	GRR 4224B **	2333	42	24	43.5	170	27
		GRR 4824B **	2546	48	24	43.5	175	30
<b>RECEPTION RETURN - Pedestal Option C</b>								
	Left	GRL 4224C **	2333	42	24	43.5	170	27
		GRL 4824C **	2546	48	24	43.5	175	30
	Right	GRR 4224C **	2333	42	24	43.5	170	27
		GRR 4824C **	2546	48	24	43.5	175	30
<b>RECEPTION RETURN - No Pedestal</b>								
	Left	GRL 4224 **	1167	42	24	43.5	95	4
		GRL 4824 **	1268	48	24	43.5	105	4
	Right	GRR 4224 **	1167	42	24	43.5	95	4
		GRR 4824 **	1268	48	24	43.5	105	4
<b>RECEPTION RETURN - TRANSACTION TOP</b>								
	Left	GRIT 42 **	374	60	12	1	22	1
		GRIT 48 **	397	66	12	1	25	1
	Right	GRIT 42 **	374	60	12	1	22	1
		GRIT 48 **	397	66	12	1	25	1

Select edge code: -F, -P3, -P4  
 Select handle code: /WHB, /OPB, /OPN, /BPA, /RPA, /ABP, /ALP

**Corner Units**

**Features:**

- 1½" thick top with choice of 3 edge details
- Black corner post leg standard. For optional silver finish, add suffix (/SL) to product code.
- Back panels standard full height with horizontal wood grain pattern.
- Optional partial height back panels available (see below).
- Left and right recessed end panels standard.
- For keyboard options, see Accessories



Flat Edge



Profiled Edge -P3



Profiled Edge -P4

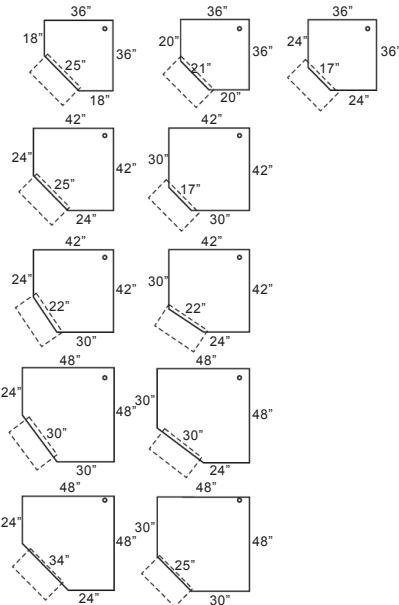
Compete

Product Code	List Price	Dimensions			Wt lbs	Cube ft³
		W	D	H		

**STRAIGHT CORNER**



Keyboard Option:  
 - AKS 22  
 - AKS 30  
 - ARK  
 - DARK



CC 361818 •	1,641	36	36	29.5	85	3
CC 362020 •	1,641	36	36	29.5	85	3
CC 362424 •	1,641	36	36	29.5	85	3
CC 422424 •	1,928	42	42	29.5	105	4
CC 423030 •	1,928	42	42	29.5	105	4
CC 422430 •	1,928	42	42	29.5	105	4
CC 423024 •	1,928	42	42	29.5	105	4
CC 482430 •	2,245	48	48	29.5	125	5
CC 483024 •	2,245	48	48	29.5	125	5
CC 482424 •	2,245	48	48	29.5	125	5
CC 483030 •	2,245	48	48	29.5	125	5

Compete Plus

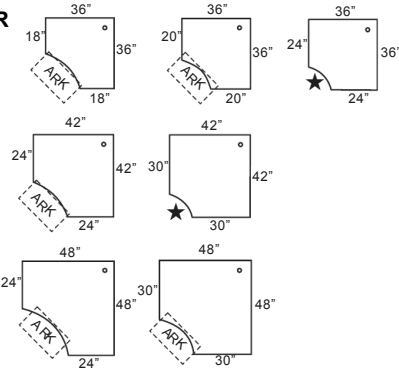
Accessories

**CURVILINEAR CORNER**



★ = Not intended for keyboard tray

Keyboard Option:  
 - ARK  
 - DARK



CV 361818 •	1,641	36	36	29.5	85	3
CV 362020 •	1,641	36	36	29.5	85	3
CV 362424 •	1,641	36	36	29.5	85	3
CV 422424 •	1,928	42	42	29.5	105	4
CV 423030 •	1,928	42	42	29.5	105	4
CV 482424 •	2,245	48	48	29.5	125	5
CV 483030 •	2,245	48	48	29.5	125	5

Conference Tables

Tables - Aluminum Legs

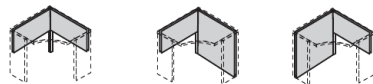
Select edge code: -F, -P3, -P4

**OPTIONS**

**PARTIAL HEIGHT BACK PANELS**

- Choose suffix below to match back panel preference
- Add suffix to "CDL" or "CDR" product code

Corner Units:



(3/4 Height Suffix)

(1/2 Height Suffix)

/ 3Q	/ 3QL	/ 3QR
/ 2Q	/ 2QL	/ 2QR

/ 3Q  
 / 3QL  
 / 3QR  
 / 2Q  
 / 2QL  
 / 2QR

n/c

- - - -5 -

**NO-GROMMET OPTION**

- Add suffix (/NGR) to product code

/NGR

n/c

- - - - -

Conference Room

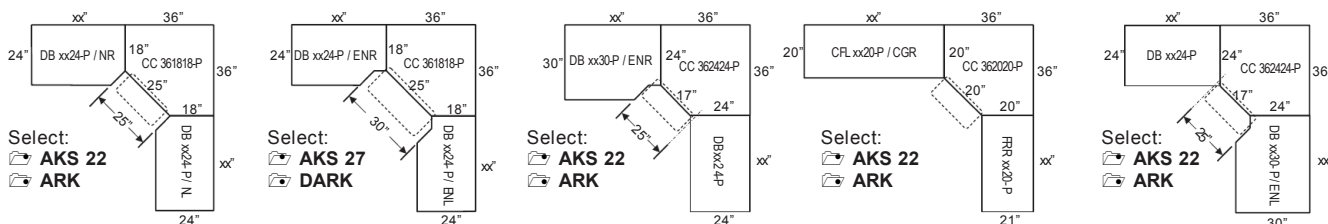


Specifying Guide - Using Keyboards, Corner Units & Desk Shell Notches

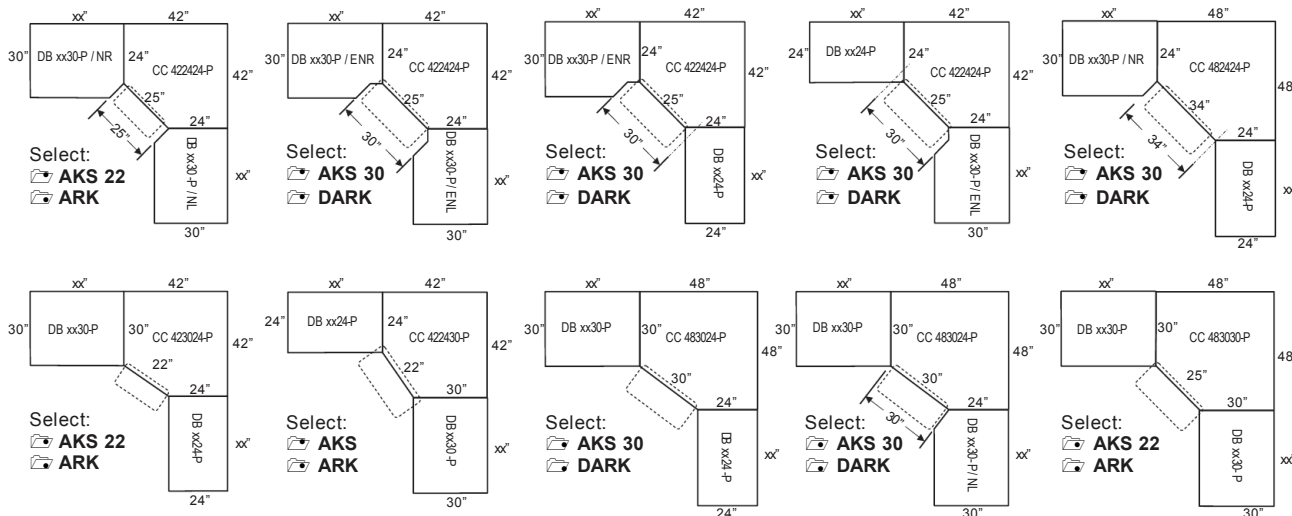
Features:

- Keyboard options - see Accessories
- Corner units - see previous page
- Desk shells - see following pages
- Optional Desk shell notches available

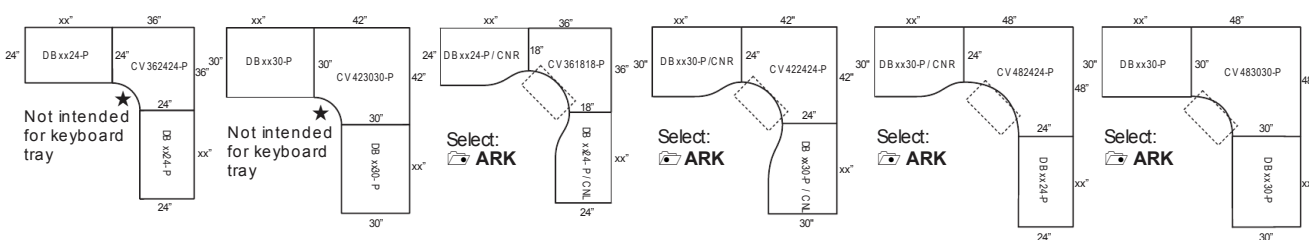
STRAIGHT CORNERS 36" x 36"



STRAIGHT CORNERS 42" x 42" and 48" x 48"



CURVILINEAR CORNERS



**Desk Shells - 20"**

**Features:**

- 1½" thick tops with choice of 3 edge details
- Back panel standard full height with horizontal wood grain pattern.
- Optional partial height back panel available (see below).
- Desk shelf available (see Accessories)
- Recessed center support panel included with desk shells 78" or wider.
- No-grommet option recommended on 84"w and 96"w desk shells with two 42"w or 48"w overheads meeting in the middle.



Flat Edge



Profiled Edge



Profiled Edge

Compete

Compete Plus

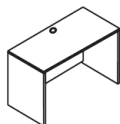
Accessories

Conference Tables

Tables - Aluminum Legs

Conference Room

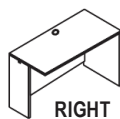
**20" DESK SHELL**



- 2 full end panels


Product Code	List Price	Dimensions			Wt lbs	Cube ft <sup>3</sup>
		W	D	H		
DA 2420 •	1066	24	20	29.5	73	3
DA 3020 •	1113	30	20	29.5	78	3
DA 3620 •	1171	36	20	29.5	82	3
DA 4220 •	1220	42	20	29.5	87	4
DA 4820 •	1303	48	20	29.5	96	4
DA 5420 •	1377	54	20	29.5	106	5
DA 6020 •	1437	60	20	29.5	115	5
DA 6620 •	1516	66	20	29.5	120	6
DA 7220 •	1578	72	20	29.5	129	6
DA 7820 •	1698	78	20	29.5	133	7
DA 8420 •	1826	84	20	29.5	138	7
DA 9620 •	2123	96	20	29.5	142	7

**20" DESK SHELL - RIGHT or LEFT**



RIGHT

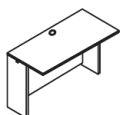
- 1 recessed and 1 full end panel  
- May be assembled right hand or left hand by reversing end panels



LEFT

DB 2420 •	1066	24	20	29.5	68	3
DB 3020 •	1113	30	20	29.5	73	3
DB 3620 •	1171	36	20	29.5	77	3
DB 4220 •	1220	42	20	29.5	82	4
DB 4820 •	1303	48	20	29.5	91	4
DB 5420 •	1377	54	20	29.5	101	5
DB 6020 •	1437	60	20	29.5	110	5
DB 6620 •	1516	66	20	29.5	115	6
DB 7220 •	1578	72	20	29.5	124	6
DB 7820 •	1698	78	20	29.5	128	7
DB 8420 •	1826	84	20	29.5	133	7
DB 9620 •	2123	96	20	29.5	137	7

**20" DESK SHELL BRIDGE**



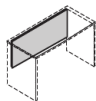
- 2 recessed end panels

DC 2420 •	1066	24	20	29.5	68	3
DC 3020 •	1113	30	20	29.5	73	3
DC 3620 •	1171	36	20	29.5	77	3
DC 4220 •	1220	42	20	29.5	82	4
DC 4820 •	1303	48	20	29.5	91	4
DC 5420 •	1377	54	20	29.5	101	5
DC 6020 •	1437	60	20	29.5	110	5
DC 6620 •	1516	66	20	29.5	115	6
DC 7220 •	1578	72	20	29.5	124	6
DC 7820 •	1698	78	20	29.5	128	7
DC 8420 •	1826	84	20	29.5	133	7
DC 9620 •	2123	96	20	29.5	137	7

Select edge code: -F, -P3, -P4

**OPTIONS**

**¾ HEIGHT BACK PANEL**



- Add suffix (/ 3Q) to product code  
- Provides 8" clearance above the floor

/ 3Q	n/c	-	5/8	20	-3	-
------	-----	---	-----	----	----	---

**½ HEIGHT BACK PANEL**



- Add suffix (/ 2Q) to product code  
- Provides 14" clearance above the floor

/ 2Q	n/c	-	5/8	14	-5	-
------	-----	---	-----	----	----	---

**NO-GROMMET OPTION**

- Add suffix (/NGR) to product code

/NGR	n/c	-	-	-	-	-
------	-----	---	---	---	---	---

**Desk Shells - 24"**

**Features:**

- 1½" thick tops with choice of 3 edge details
- Back panel standard full height with horizontal wood grain pattern.
- Optional partial height back panel available (see below).
- Desk shelf available (see Accessories)
- Transition notches available
- Recessed center support panel included with desk shells 78" or wider.
- No-grommet option recommended on 84"w and 96"w desk shells with two 42"w or 48"w overhangs meeting in the middle.



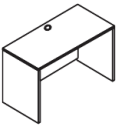
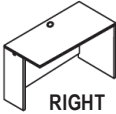


Flat Edge



Profiled Edge



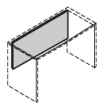
Profiled Edge

	Product Code	List Price	Dimensions			Wt lbs	Cube ft <sup>3</sup>
			W	D	H		
<b>24" DESK SHELL</b>							
							
- 2 full end panels	DA 2424 •	1102	24	24	29.5	80	3
	DA 3024 •	1147	30	24	29.5	85	3
	DA 3624 •	1208	36	24	29.5	90	3
	DA 4224 •	1252	42	24	29.5	95	4
	DA 4824 •	1328	48	24	29.5	105	4
	DA 5424 •	1416	54	24	29.5	115	5
	DA 6024 •	1479	60	24	29.5	125	5
	DA 6624 •	1571	66	24	29.5	130	6
	DA 7224 •	1629	72	24	29.5	140	6
	DA 7824 •	1791	78	24	29.5	145	7
	DA 8424 •	1921	84	24	29.5	150	7
	DA 9624 •	2235	96	24	29.5	155	7
<b>24" DESK SHELL - RIGHT or LEFT</b>							
							
RIGHT							
- 1 recessed and 1 full end panel	DB 2424 •	1102	24	24	29.5	75	3
	DB 3024 •	1147	30	24	29.5	80	3
	DB 3624 •	1208	36	24	29.5	85	3
	DB 4224 •	1252	42	24	29.5	90	4
	DB 4824 •	1328	48	24	29.5	100	4
	DB 5424 •	1416	54	24	29.5	110	5
	DB 6024 •	1479	60	24	29.5	120	5
	DB 6624 •	1571	66	24	29.5	125	6
	DB 7224 •	1629	72	24	29.5	135	6
	DB 7824 •	1791	78	24	29.5	140	7
	DB 8424 •	1921	84	24	29.5	145	7
	DB 9624 •	2235	96	24	29.5	150	7
							
LEFT							
- May be assembled right hand or left hand by reversing end panels							
<b>24" DESK SHELL BRIDGE</b>							
							
- 2 recessed end panels	DC 2424 •	1102	24	24	29.5	75	3
	DC 3024 •	1147	30	24	29.5	80	3
	DC 3624 •	1208	36	24	29.5	85	3
	DC 4224 •	1252	42	24	29.5	90	4
	DC 4824 •	1328	48	24	29.5	100	4
	DC 5424 •	1416	54	24	29.5	110	5
	DC 6024 •	1479	60	24	29.5	120	5
	DC 6624 •	1571	66	24	29.5	125	6
	DC 7224 •	1629	72	24	29.5	135	6
	DC 7824 •	1791	78	24	29.5	140	7
	DC 8424 •	1921	84	24	29.5	145	7
	DC 9624 •	2235	96	24	29.5	150	7

Select edge code: -F, -P3, -P4

**OPTIONS**

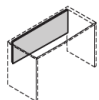
**¾ HEIGHT BACK PANEL**



- Add suffix (/ 3Q) to product code
- Provides 8" clearance above the floor

/ 3Q n/c - 5/8 20 -3 -

**½ HEIGHT BACK PANEL**



- Add suffix (/ 2Q) to product code
- Provides 14" clearance above the floor

/ 2Q n/c - 5/8 14 -5 -

**NO-GROMMET OPTION**

- Add suffix (/NGR) to product code

/NGR n/c - - - - -

**Desk Shells - 30"**

**Features:**

- 1½" thick tops with choice of 3 edge details
- Back panel standard full height with horizontal wood grain pattern.
- Optional partial height back panel available (see below).
- Desk shelf available (see Accessories)
- Transition notches available.
- Recessed center support panel included with desk shells 78" or wider.
- No-grommet option recommended on 84"w and 96"w desk shells with two 42"w or 48"w overheads meeting in the middle.



Flat Edge



Profiled Edge



Profiled Edge

Compete

Compete Plus

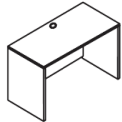
Accessories

Conference Tables

Tables - Aluminum Legs

Conference Room

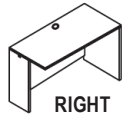
**30" DESK SHELL**



- 2 full end panels

Product Code	List Price	Dimensions			Wt lbs	Cube ft <sup>3</sup>
		W	D	H		
DA 2430 •	1147	24	30	29.5	90	3
DA 3030 •	1208	30	30	29.5	100	4
DA 3630 •	1282	36	30	29.5	110	4
DA 4230 •	1374	42	30	29.5	120	5
DA 4830 •	1447	48	30	29.5	130	5
DA 5430 •	1536	54	30	29.5	140	6
DA 6030 •	1629	60	30	29.5	150	6
DA 6630 •	1687	66	30	29.5	160	7
DA 7230 •	1747	72	30	29.5	170	8
DA 7830 •	1944	78	30	29.5	180	8
DA 8430 •	2101	84	30	29.5	190	9
DA 9630 •	2474	96	30	29.5	200	9


**30" DESK SHELL - RIGHT or LEFT**



RIGHT

- 1 recessed and 1 full end panel

- May be assembled right hand or left hand by reversing end panels



LEFT

DB 2430 •	1147	24	30	29.5	85	3
DB 3030 •	1208	30	30	29.5	95	4
DB 3630 •	1282	36	30	29.5	105	4
DB 4230 •	1374	42	30	29.5	115	5
DB 4830 •	1447	48	30	29.5	125	5
DB 5430 •	1536	54	30	29.5	135	6
DB 6030 •	1629	60	30	29.5	145	6
DB 6630 •	1687	66	30	29.5	155	7
DB 7230 •	1747	72	30	29.5	165	8
DB 7830 •	1944	78	30	29.5	175	8
DB 8430 •	2101	84	30	29.5	185	9
DB 9630 •	2474	96	30	29.5	195	9

**30" DESK SHELL BRIDGE**



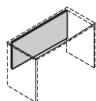
- 2 recessed end panels

DC 2430 •	1147	24	30	29.5	85	3
DC 3030 •	1208	30	30	29.5	95	4
DC 3630 •	1282	36	30	29.5	105	4
DC 4230 •	1374	42	30	29.5	115	5
DC 4830 •	1447	48	30	29.5	125	5
DC 5430 •	1536	54	30	29.5	135	6
DC 6030 •	1629	60	30	29.5	145	6
DC 6630 •	1687	66	30	29.5	155	7
DC 7230 •	1747	72	30	29.5	165	8
DC 7830 •	1944	78	30	29.5	175	8
DC 8430 •	2101	84	30	29.5	185	9
DC 9630 •	2474	96	30	29.5	195	9

Select edge code: -F, -P3, -P4

**OPTIONS**

**¾ HEIGHT BACK PANEL**



- Add suffix (/ 3Q) to product code  
- Provides 8" clearance above the floor

/ 3Q	n/c	-	5/8	20	-3	-
------	-----	---	-----	----	----	---

**½ HEIGHT BACK PANEL**



- Add suffix (/ 2Q) to product code  
- Provides 14" clearance above the floor

/ 2Q	n/c	-	5/8	14	-5	-
------	-----	---	-----	----	----	---

**NO-GROMMET OPTION**

- Add suffix (/NGR) to product code

/NGR	n/c	-	-	-	-	-
------	-----	---	---	---	---	---

**Desk Shells - Inset Back Panel**

**Features:**

- 1½" thick tops with choice of 3 edge details
- Full height inset back panel standard with horizontal wood grain pattern.
- Back inset 6" for 30" desks, 12" for 36" desks.
- Standard without grommets. See Accessories for field-installed grommet option.
- Recessed center support panel included with desk shells 78" or wider.



Flat Edge Profiled Edge Profiled Edge

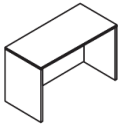
**Optional Desk Shell Notches**

**Features:**

- Notches enable transition from 30" deep surface to adjacent 24" deep surface or transition from 24" deep surface to adjacent 18" deep surface.
- Notches are not available for 20" deep desk shells and inset back panel desk shells.

**INSET BACK PANEL**

**DESK SHELL - INSET BACK PANEL**



- 2 full end panels

Product Code	List Price	Dimensions			Wt lbs	Cube ft <sup>3</sup>
		W	D	H		
DAI 2430	1147	24	30	29.5	90	3
DAI 3030	1208	30	30	29.5	100	4
DAI 3630	1282	36	30	29.5	110	4
DAI 4230	1374	42	30	29.5	120	5
DAI 4830	1447	48	30	29.5	130	5
DAI 5430	1536	54	30	29.5	140	6
DAI 6030	1629	60	30	29.5	150	6
DAI 6630	1687	66	30	29.5	160	7
DAI 7230	1747	72	30	29.5	170	8
DAI 7830	1944	78	30	29.5	180	8
DAI 8430	2101	84	30	29.5	190	9
DAI 9630	2474	96	30	29.5	200	9
DAI 6036	1791	60	36	29.5	160	9
DAI 6636	1856	66	36	29.5	170	10
DAI 7236	1925	72	36	29.5	180	11


**DESK SHELL - RIGHT or LEFT - INSET BACK PANEL**



RIGHT

- 1 recessed and 1 full end panel

- May be assembled right hand or left hand by reversing end panels



LEFT

DBI 2430	1147	24	30	29.5	90	3
DBI 3030	1208	30	30	29.5	100	4
DBI 3630	1282	36	30	29.5	110	4
DBI 4230	1374	42	30	29.5	120	5
DBI 4830	1447	48	30	29.5	130	5
DBI 5430	1536	54	30	29.5	140	6
DBI 6030	1629	60	30	29.5	150	6
DBI 6630	1687	66	30	29.5	160	7
DBI 7230	1747	72	30	29.5	170	8
DBI 7830	1944	78	30	29.5	180	8
DBI 8430	2101	84	30	29.5	190	9
DBI 9630	2474	96	30	29.5	200	9
DBI 6036	1791	60	36	29.5	160	9
DBI 6636	1856	66	36	29.5	170	10
DBI 7236	1925	72	36	29.5	180	11

Select edge code: -F, -P3, -P4

**OPTIONAL DESK SHELL NOTCHES**

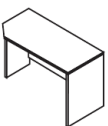
**TRANSITION NOTCH RIGHT - DESK SHELL LEFT**



- Curvilinear
- Straight
- Extended

/ CNR	143	-	-	-	-	-
/ NR	143	-	-	-	-	-
/ ENR	143	-	-	-	-	-

**TRANSITION NOTCH LEFT - DESK SHELL RIGHT**

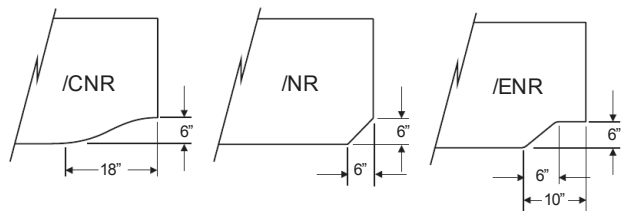


- Curvilinear
- Straight
- Extended

/ CNL	143	-	-	-	-	-
/ NL	143	-	-	-	-	-
/ ENL	143	-	-	-	-	-

**SPECIFICATIONS**

Diagrams show Right Hand notches. Left Hand are opposite.



**Extended Corner Desk Shells**

**Features:**

- 1½" thick top with choice of 3 edge details
- Black corner post leg standard. For optional silver finish, add suffix (/SL) to product code.
- Back panels standard full height with horizontal wood grain pattern.
- Optional partial height back panels available (see next page)
- Optional curved cutaway in worksurface (see next page)
- 6024 desk shells do not accommodate optional pedestal.



Compete

Compete Plus

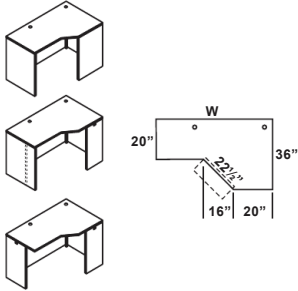
Accessories

Conference Tables

Tables - Aluminum Legs

Conference Room

**20"- 20" CORNER DESK SHELL - EXTENDED LEFT**



2 full end panels

Product Code	List Price	Dimensions			Wt	Cube
		W	D	H	lbs	ft³

CDLA 6020	2235	60	36	29.5	145	5
CDLA 6620	2305	66	36	29.5	155	6
CDLA 7220	2413	72	36	29.5	170	7

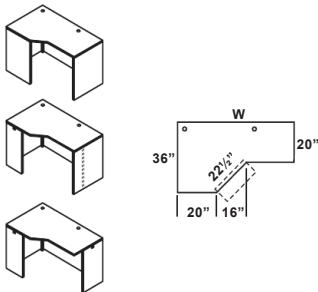
1 full end panel and  
1 recessed end panel  
- interchangeable

CDLB 6020	2235	60	36	29.5	145	5
CDLB 6620	2305	66	36	29.5	155	6
CDLB 7220	2413	72	36	29.5	170	7

2 recessed end panels

CDLC 6020	2235	60	36	29.5	145	5
CDLC 6620	2305	66	36	29.5	155	6
CDLC 7220	2413	72	36	29.5	170	7

**20"- 20" CORNER DESK SHELL - EXTENDED RIGHT**



2 full end panels

CDRA 6020	2235	60	36	29.5	145	5
CDRA 6620	2305	66	36	29.5	155	6
CDRA 7220	2413	72	36	29.5	170	7

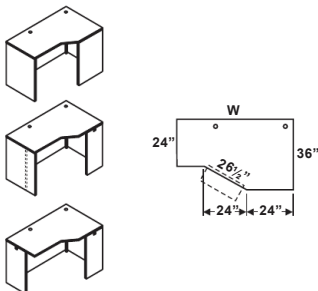
1 full end panel and  
1 recessed end panel  
- interchangeable

CDRB 6020	2235	60	36	29.5	145	5
CDRB 6620	2305	66	36	29.5	155	6
CDRB 7220	2413	72	36	29.5	170	7

2 recessed end panels

CDRC 6020	2235	60	36	29.5	145	5
CDRC 6620	2305	66	36	29.5	155	6
CDRC 7220	2413	72	36	29.5	170	7

**24"- 24" CORNER DESK SHELL - EXTENDED LEFT**



2 full end panels

CDLA 6024	2235	60	36	29.5	145	5
CDLA 6624	2305	66	36	29.5	155	6
CDLA 7224	2413	72	36	29.5	170	7

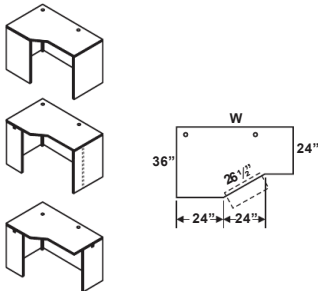
1 full end panel and  
1 recessed end panel  
- interchangeable

CDLB 6024	2235	60	36	29.5	145	5
CDLB 6624	2305	66	36	29.5	155	6
CDLB 7224	2413	72	36	29.5	170	7

2 recessed end panels

CDLC 6024	2235	60	36	29.5	145	5
CDLC 6624	2305	66	36	29.5	155	6
CDLC 7224	2413	72	36	29.5	170	7

**24"- 24" CORNER DESK SHELL - EXTENDED RIGHT**



2 full end panels

CDRA 6024	2235	60	36	29.5	145	5
CDRA 6624	2305	66	36	29.5	155	6
CDRA 7224	2413	72	36	29.5	170	7

1 full end panel and  
1 recessed end panel  
- interchangeable

CDRB 6024	2235	60	36	29.5	145	5
CDRB 6624	2305	66	36	29.5	155	6
CDRB 7224	2413	72	36	29.5	170	7

2 recessed end panels

CDRC 6024	2235	60	36	29.5	145	5
CDRC 6624	2305	66	36	29.5	155	6
CDRC 7224	2413	72	36	29.5	170	7

Select edge code: -F, -P3, -P4

**NO-GROMMET OPTION**

- Add suffix (/NGR) to product code

/NGR	n/c	-	-	-	-	-
------	-----	---	---	---	---	---

**Extended Corner Desk Shells**

**Features:**

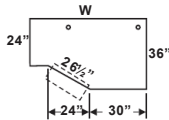
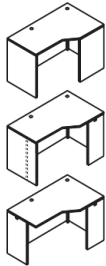
- 1½" thick tops with choice of 3 edge details
- Black corner post leg standard. For optional silver finish add suffix (/SL) to product code
- Back panels standard full height with horizontal wood grain pattern
- Optional partial height back panels available (see below)
- Optional curved cutaway in worksurface (see below)
- 6030 and 6630 desk shells do not accommodate optional pedestal



Flat Edge Profiled Edge Profiled Edge

Product Code	List Price	Dimensions			Wt lbs	Cube ft <sup>3</sup>
		W	D	H		

**24"- 30" CORNER DESK SHELL - EXTENDED LEFT**



2 full end panels

CDLA 6030	• 2235	60	36	29.5	145	5
CDLA 6630	• 2305	66	36	29.5	155	6
CDLA 7230	• 2413	72	36	29.5	170	7

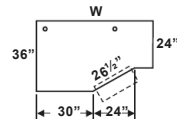
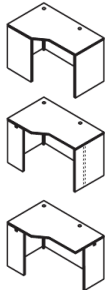
1 full end panel and  
1 recessed end panel  
- interchangeable

CDLB 6030	• 2235	60	36	29.5	145	5
CDLB 6630	• 2305	66	36	29.5	155	6
CDLB 7230	• 2413	72	36	29.5	170	7

2 recessed end panels

CDLC 6030	• 2235	60	36	29.5	145	5
CDLC 6630	• 2305	66	36	29.5	155	6
CDLC 7230	• 2413	72	36	29.5	170	7

**30"- 24" CORNER DESK SHELL - EXTENDED RIGHT**



2 full end panels

CDRA 6030	• 2235	60	36	29.5	145	5
CDRA 6630	• 2305	66	36	29.5	155	6
CDRA 7230	• 2413	72	36	29.5	170	7

1 full end panel and  
1 recessed end panel  
- interchangeable

CDRB 6030	• 2235	60	36	29.5	145	5
CDRB 6630	• 2305	66	36	29.5	155	6
CDRB 7230	• 2413	72	36	29.5	170	7

2 recessed end panels

CDRC 6030	• 2235	60	36	29.5	145	5
CDRC 6630	• 2305	66	36	29.5	155	6
CDRC 7230	• 2413	72	36	29.5	170	7

Select edge code: -F, -P3, -P4

**OPTIONS**

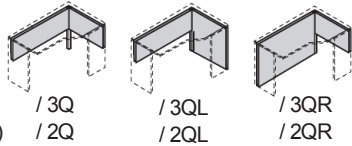
**PARTIAL HEIGHT BACK PANELS**

- Choose suffix below to match back panel preference
- Add suffix to "CDL" or "CDR" product code

"CDL"

Corner Desk Shells:

(3/4 Height Suffix) / 3Q  
(1/2 Height Suffix) / 2Q



/ 3Q  
/ 3QL  
/ 3QR  
/ 2Q  
/ 2QL  
/ 2QR

n/c

-

-

-

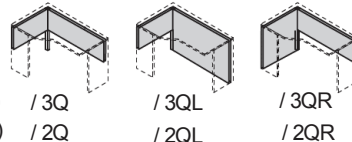
-5

-

"CDR"

Corner Desk Shells:

(3/4 Height Suffix) / 3Q  
(1/2 Height Suffix) / 2Q



/ 3Q  
/ 3QL  
/ 3QR  
/ 2Q  
/ 2QL  
/ 2QR

n/c

-

-

-

-5

-

**CURVED CUTAWAY**

- Add suffix (/CV) to product code
- Replaces straight cutaway in worksurface



/ CV

n/c

-

-

-

-

-

**NO-GROMMET OPTION**

- Add suffix (/NGR) to product code

/NGR

n/c

-

-

-

-

-



**P-Tops**

**Features:**

- 1½" thick top with choice of 3 edge details
- 6" diameter black post leg standard. For optional silver finish, add suffix (/SL) to product code.
- Suspended D-Tops have no grommet.
- Freestanding D-Tops must be attached to adjacent furniture for proper stability.



Flat Edge   Profiled Edge   Profiled Edge

Compete

Compete Plus

Accessories

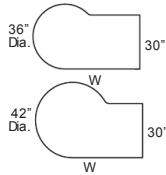
Conference Tables

Tables - Aluminum Legs

Conference Room

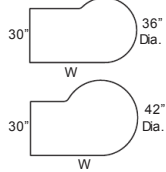
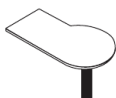
Product Code	List Price	Dimensions			Wt lbs	Cube ft³
		W	D	H		

**SUSPENDED - Left Hand**



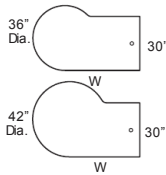
PLS 6036 •	1944	60	36	29.5	120	4
PLS 6636 •	1995	66	36	29.5	130	5
PLS 7236 •	2105	72	36	29.5	135	5
PLS 6042 •	1977	60	42	29.5	123	4
PLS 6642 •	2024	66	42	29.5	133	5
PLS 7242 •	2138	72	42	29.5	138	5

**SUSPENDED - Right Hand**



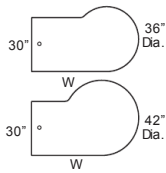
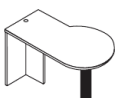
PRS 6036 •	1944	60	36	29.5	120	4
PRS 6636 •	1995	66	36	29.5	130	5
PRS 7236 •	2105	72	36	29.5	135	5
PRS 6042 •	1977	60	42	29.5	123	4
PRS 6642 •	2024	66	42	29.5	133	5
PRS 7242 •	2138	72	42	29.5	138	5

**FREESTANDING - Left Hand**



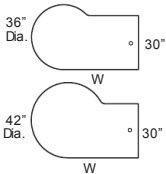
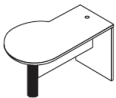
PLF 6036 •	2139	60	36	29.5	150	5
PLF 6636 •	2203	66	36	29.5	165	5
PLF 7236 •	2295	72	36	29.5	170	5
PLF 6042 •	2171	60	42	29.5	155	6
PLF 6642 •	2235	66	42	29.5	170	6
PLF 7242 •	2330	72	42	29.5	175	6

**FREESTANDING - Right Hand**



PRF 6036 •	2139	60	36	29.5	150	5
PRF 6636 •	2203	66	36	29.5	165	6
PRF 7236 •	2295	72	36	29.5	170	6
PRF 6042 •	2171	60	42	29.5	155	5
PRF 6642 •	2235	66	42	29.5	170	6
PRF 7242 •	2330	72	42	29.5	175	6

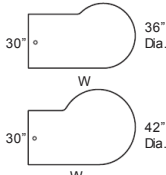
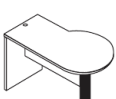
**FREESTANDING - Left Hand with 14" high modesty panel**



PLM 6036 •	2285	60	36	29.5	165	5
PLM 6636 •	2346	66	36	29.5	180	6
PLM 7236 •	2439	72	36	29.5	185	6
PLM 6042 •	2314	60	42	29.5	170	5
PLM 6642 •	2379	66	42	29.5	185	6
PLM 7242 •	2474	72	42	29.5	190	6

For full-height modesty panel, add suffix (/FMP) to product code and \$115 to list price.

**FREESTANDING - Right Hand with 14" high modesty panel**



PRM 6036 •	2285	60	36	29.5	165	5
PRM 6636 •	2346	66	36	29.5	180	6
PRM 7236 •	2439	72	36	29.5	185	6
PRM 6042 •	2314	60	42	29.5	170	5
PRM 6642 •	2379	66	42	29.5	185	6
PRM 7242 •	2474	72	42	29.5	190	6

For full-height modesty panel, add suffix (/FMP) to product code and \$115 to list price.

Select edge code: -F, -P3, -P4



**D-Tops**

**Features:**

- 1½" thick top with choice of 3 edge details
- 6" diameter black post leg standard. For optional silver finish, add suffix (/SL) to product code.
- Suspended P-Tops have no grommet.
- Freestanding P-Tops must be attached to adjacent furniture for proper stability.



Flat Edge



Profiled Edge -P3



Profiled Edge -P4

	Product Code	List Price	Dimensions			Wt lbs	Cube ft <sup>3</sup>
			W	D	H		
<b>SUSPENDED</b>							
	DS 3624 •	1388	36	24	29.5	75	2
	DS 4224 •	1428	42	24	29.5	80	2
	DS 4824 •	1469	48	24	29.5	85	3
	DS 5424 •	1509	54	24	29.5	90	3
	DS 6024 •	1550	60	24	29.5	95	4
	DS 6624 •	1592	66	24	29.5	105	4
	DS 4830 •	1542	48	30	29.5	108	3
	DS 5430 •	1627	54	30	29.5	112	3
	DS 6030 •	1704	60	30	29.5	115	4
	DS 6630 •	1819	66	30	29.5	118	4
	DS 7230 •	1884	72	30	29.5	125	5
	DS 6636 •	1971	66	36	29.5	130	5
	DS 7236 •	2024	72	36	29.5	135	5
	<b>SUSPENDED - with centered 14" high modesty panel</b>						
	DSM 3624 •	1530	36	24	29.5	90	2
	DSM 4224 •	1572	42	24	29.5	95	2
	DSM 4824 •	1615	48	24	29.5	100	3
	DSM 5424 •	1650	54	24	29.5	105	3
	DSM 6024 •	1692	60	24	29.5	110	4
	DSM 6624 •	1738	66	24	29.5	120	4
	DSM 4830 •	1687	48	30	29.5	123	3
	DSM 5430 •	1771	54	30	29.5	127	3
	DSM 6030 •	1852	60	30	29.5	130	4
	DSM 6630 •	1960	66	30	29.5	133	4
	DSM 7230 •	2025	72	30	29.5	140	5
	DSM 6636 •	2113	66	36	29.5	145	5
DSM 7236 •	2168	72	36	29.5	150	5	
For full-height modesty panel, add suffix (/FMP) to product code and \$115 to list price.							
<b>FREESTANDING</b>							
	DF 4824 •	1629	48	24	29.5	100	4
	DF 5424 •	1678	54	24	29.5	110	4
	DF 6024 •	1726	60	24	29.5	120	4
	DF 6624 •	1805	66	24	29.5	135	5
	DF 4830 •	1785	48	30	29.5	120	5
	DF 5430 •	1826	54	30	29.5	130	5
	DF 6030 •	1866	60	30	29.5	140	5
	DF 6630 •	1930	66	30	29.5	150	5
	DF 7230 •	1977	72	30	29.5	160	6
	DF 6636 •	2069	66	36	29.5	165	6
	DF 7236 •	2123	72	36	29.5	170	6
<b>FREESTANDING - with reversible, offset 14" high modesty panel</b>							
	DM 6030 •	2011	60	30	29.5	155	5
	DM 6630 •	2078	66	30	29.5	165	5
	DM 7230 •	2125	72	30	29.5	175	6
	DM 7236 •	2271	72	36	29.5	185	6
<b>FREE STANDING - with centered 14" high modesty panel</b>							
	DCM 4824 •	1726	48	24	29.5	100	4
	DCM 5424 •	1777	54	24	29.5	110	4
	DCM 6024 •	1828	60	24	29.5	120	4
	DCM 6624 •	1916	66	24	29.5	135	5
	DCM 4830 •	1866	48	30	29.5	135	5
	DCM 5430 •	1905	54	30	29.5	145	5
	DCM 6030 •	1947	60	30	29.5	155	5
	DCM 6630 •	2009	66	30	29.5	165	5
	DCM 7230 •	2058	72	30	29.5	175	6
	DCM 6636 •	2150	66	36	29.5	180	6
	DCM 7236 •	2204	72	36	29.5	185	6
	For full-height modesty panel, add suffix (/FMP) to product code and \$115 to list price.						

Select edge code: -F, -P3, -P4

**Overheads - 36" and 43" High**

**Features:**

- 1½" thick top with choice of 3 edge details
- 13¾" internal height clearance
- Full width concealed cable pass-thru 1¼" high.
- 36" overheads have 17" clearance above desktop and 65½" installed height.
- 43" overheads have 23½" clearance above desktop and 72½" installed height.
- Tackboard and paper management options available
- Cutaway gable options available.
- Closed overhead standard without handles and non-locking. For lock option, see below.
- Shipped assembled

**NOTE:** Due to dimensional differences, AIS Compete products are NOT compatible with other AIS Systems and should not be combined in paneled workstation environments. See AIS Calibrate products for use with other AIS Systems.



Flat Edge   Profiled Edge   Profiled Edge

Compete

Compete Plus

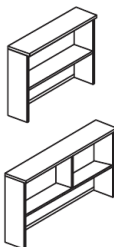
Accessories

Conference Tables

Tables - Aluminum Legs

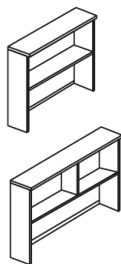
Conference Room

**OPEN OVERHEAD - 36" HIGH**



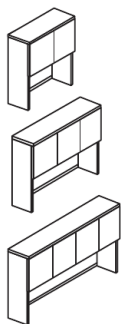
	Product Code	List Price	Dimensions			Wt lbs	Cube ft <sup>3</sup>
			W	D	H		
without center divider	OS 2436 •	1058	24	16	36	65	9
	OS 3036 •	1070	30	16	36	75	10
	OS 3636 •	1222	36	16	36	90	12
	OS 4236 •	1266	42	16	36	100	14
with center divider	OS 4836 •	1388	48	16	36	110	16
	OS 5436 •	1522	54	16	36	120	18
	OS 6036 •	1641	60	16	36	130	20
	OS 6636 •	1747	66	16	36	140	21
	OS 7236 •	1882	72	16	36	150	23
	OS 7836 •	1990	78	16	36	160	24

**OPEN OVERHEAD - 43" HIGH**



without center divider	OS 2443 •	1328	24	16	43	75	10
	OS 3043 •	1447	30	16	43	85	11
	OS 3643 •	1507	36	16	43	100	13
	OS 4243 •	1595	42	16	43	110	15
with center divider	OS 4843 •	1718	48	16	43	120	18
	OS 5443 •	1747	54	16	43	130	20
	OS 6043 •	1793	60	16	43	140	22
	OS 6643 •	2062	66	16	43	150	23
	OS 7243 •	2186	72	16	43	160	26
	OS 7843 •	2291	78	16	43	170	27

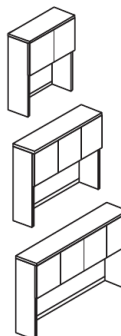
**CLOSED OVERHEAD - 36" HIGH**



Lock Option - add suffix (/L) to product code  
 - For 2 doors, add \$115 to list price  
 - For 3 or 4 doors, add \$230 to list price.

2 doors	OD 2436 •	1416	24	16	36	75	9
	OD 3036 •	1507	30	16	36	85	10
	OD 3636 •	1615	36	16	36	105	12
	OD 4236 •	1734	42	16	36	115	14
3 doors	OD 4836 •	1898	48	16	36	130	16
4 doors	OD 5436 •	2062	54	16	36	140	18
	OD 6036 •	2231	60	16	36	155	20
	OD 6636 •	2381	66	16	36	170	21
	OD 7236 •	2514	72	16	36	185	23
	OD 7836 •	2680	78	16	36	190	24

**CLOSED OVERHEAD - 43" HIGH**



Lock Option - add suffix (/L) to product code  
 - For 2 doors, add \$115 to list price  
 - For 3 or 4 doors, add \$230 to list price.

2 doors	OD 2443 •	1777	24	16	43	85	10
	OD 3043 •	1882	30	16	43	95	11
	OD 3643 •	1976	36	16	43	115	13
	OD 4243 •	2097	42	16	43	125	15
3 doors	OD 4843 •	2257	48	16	43	140	18
4 doors	OD 5443 •	2439	54	16	43	150	20
	OD 6043 •	2592	60	16	43	165	22
	OD 6643 •	2743	66	16	43	180	23
	OD 7243 •	2874	72	16	43	190	26
	OD 7843 •	3029	78	16	43	200	27

Select edge code: -F, -P3, -P4

Compete

Compete Plus

Accessories

Conference Tables

Tables - Aluminum Legs

Conference Room

**Overheads - Frosted Glass Doors and Sliding Frosted Acrylic Doors**

**Features:**

- 1½" thick top with choice of 3 edge details
- 13" internal height clearance
- Tackboard and paper management options available.
- For cutaway gable options, see below.
- Closed overhead standard without handles and non-locking.
- Full width concealed cable pass-thru 1¼" high on 36" and 43" high units
- Shipped assembled

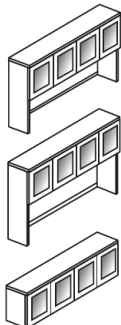
**NOTE:** Due to dimensional differences, AIS Compete products are NOT compatible with other AIS Systems and should not be combined in paneled workstation environments. See AIS Calibrate products for use with other AIS Systems.



Flat Edge Profiled Edge Profiled Edge

Product Code	List Price	Dimensions			Wt lbs	Cube ft <sup>3</sup>
		W	D	H		

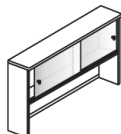
**EXECUTIVE OVERHEAD - FROSTED GLASS DOORS**



- 36" high
- 17½" clearance above desktop
- Not available locking
- 43" high
- 24" clearance above desktop
- Not available locking
- Wall-mount instructions and hardware included
- Not available locking

OF 6036 •	3453	60	16	36	160	19
OF 6636 •	3596	66	16	36	170	21
OF 7236 •	3737	72	16	36	185	23
OF 6043 •	3816	60	16	43	170	21
OF 6643 •	3960	66	16	43	180	23
OF 7243 •	4103	72	16	43	190	26
WMOF 60 •	3453	60	17	18.5	133	13
WMOF 66 •	3596	66	17	18.5	144	14
WMOF 72 •	3737	72	17	18.5	155	15

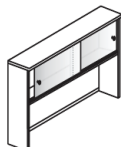
**OVERHEAD - 36" HIGH - SLIDING FROSTED ACRYLIC DOORS**



- 36" high
- 17½" clearance above desktop
- Not available locking

OSD 4236 •	1673	42	16	36	130	14
OSD 4836 •	1835	48	16	36	145	16
OSD 5436 •	2002	54	16	36	155	18
OSD 6036 •	2168	60	16	36	170	20
OSD 6636 •	2321	66	16	36	185	21
OSD 7236 •	2451	72	16	36	200	23
OSD 7836 •	2619	78	16	36	205	24

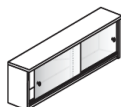
**OVERHEAD - 43" HIGH - SLIDING FROSTED ACRYLIC DOORS**



- 43" high
- 24" clearance above desktop
- Not available locking

OSD 4243 •	2036	42	16	43	140	15
OSD 4843 •	2196	48	16	43	155	18
OSD 5443 •	2379	54	16	43	165	20
OSD 6043 •	2532	60	16	43	180	22
OSD 6643 •	2680	66	16	43	195	23
OSD 7243 •	2814	72	16	43	205	26
OSD 7843 •	2965	78	16	43	215	27

**WALL-MOUNT OVERHEAD - SLIDING FROSTED ACRYLIC DOORS**



- Wall-mount instructions and hardware included
- Not available locking

WMOSD 42 •	1673	42	17	18.5	103	9
WMOSD 48 •	1835	48	17	18.5	121	10
WMOSD 54 •	2002	54	17	18.5	132	11
WMOSD 60 •	2168	60	17	18.5	143	13
WMOSD 66 •	2321	66	17	18.5	154	14
WMOSD 72 •	2451	72	17	18.5	165	15
WMOSD 78 •	2619	78	17	18.5	176	16

Select edge code: -F, -P3, -P4

**Overheads - Wall-Mount and Cutaway Gable Options**

**Features:**

- 1½" thick top with choice of 3 edge details
- 13¾" internal height clearance
- Tackboard and paper management options available.
- For cutaway gable options, see below.
- Closed overhead standard without handles and non-locking.
- Lock option available for wall-mount (see below).
- Shipped assembled



Flat Edge



Profiled Edge



Profiled Edge

Compete

Product Code	List Price	Dimensions			Wt lbs	Cube ft³
		W	D	H		

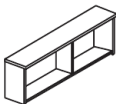
Compete Plus

**WALL-MOUNT OVERHEAD - OPEN**



without center divider

WMOS 24 •	1058	24	17	18.5	47	5
WMOS 30 •	1070	30	17	18.5	56	6
WMOS 36 •	1222	36	17	18.5	65	8
WMOS 42 •	1266	42	17	18.5	73	9



with center divider

WMOS 48 •	1388	48	17	18.5	86	10
WMOS 54 •	1522	54	17	18.5	95	11
WMOS 60 •	1641	60	17	18.5	103	13
WMOS 66 •	1747	66	17	18.5	112	14
WMOS 72 •	1882	72	17	18.5	120	15
WMOS 78 •	1990	78	17	18.5	129	16

- Wall-mount hardware and instructions included

Accessories

**WALL-MOUNT OVERHEAD - CLOSED**



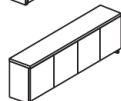
2 doors

WMOD 24 •	1416	24	17	18.5	57	5
WMOD 30 •	1507	30	17	18.5	66	6
WMOD 36 •	1615	36	17	18.5	77	8
WMOD 42 •	1734	42	17	18.5	88	9



3 doors

WMOD 48 •	1898	48	17	18.5	106	10
-----------	------	----	----	------	-----	----



4 doors

WMOD 54 •	2062	54	17	18.5	117	11
WMOD 60 •	2231	60	17	18.5	128	13
WMOD 66 •	2381	66	17	18.5	139	14
WMOD 72 •	2514	72	17	18.5	150	15
WMOD 78 •	2680	78	17	18.5	161	16

Lock Option - add suffix (L) to product code  
 - For 2 doors, add \$115 to list price.  
 - For 3 or 4 doors, add \$230 to list price.

Select edge code: -F, -P3, -P4

OPTIONS: For all 36" High and 43" High Overheads

Conference Tables

Tables - Aluminum Legs

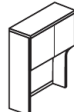
**CUTAWAY GABLE - LEFT**



- Add suffix (/CGL) to product code  
 - 6" cutaway

/CGL	125	-	-	-	-	-
------	-----	---	---	---	---	---

**CUTAWAY GABLE - RIGHT**



- Add suffix (/CGR) to product code  
 - 6" cutaway

/CGR	125	-	-	-	-	-
------	-----	---	---	---	---	---

**CUTAWAY GABLE - LEFT & RIGHT**



- Add suffix (/CGL /CGR) to product code  
 - 6" cutaway

/CGL /CGR	250	-	-	-	-	-
-----------	-----	---	---	---	---	---

Conference Room

**NOTES:**

- Cutaway Gable option is not designed for stand-alone overhead application or overhead with paper sorter insert.
- Specify No-grommet option on a desk shell if you position two overheads on top and they meet in the middle of the desk.

Compete

Compete Plus

Accessories

Conference  
Tables

Tables -  
Aluminum Legs

Conference  
Room

**Corner Overheads - 36" and 43" High**

**Features:**

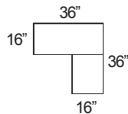
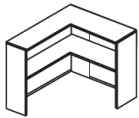
- 1½" thick top with choice of 3 edge details
- 13¾" internal height clearance
- Full width concealed cable pass-thru 1¾" high.
- 36" overheads have 17" clearance above desktop and 65½" installed height.
- 43" overheads have 23½" clearance above desktop and 72½" installed height.
- Tackboard and paper management options available.
- For cutaway gable options, see previous page.
- Corner overheads with doors are non-locking only; standard without handles.
- Shipped assembled in 2 cartons



Flat Edge   Profiled Edge   Profiled Edge

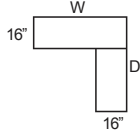
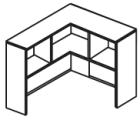
Product Code	List Price	Dimensions			Wt lbs	Cube ft <sup>3</sup>
		W	D	H		

**OPEN CORNER OVERHEAD - 36" HIGH**



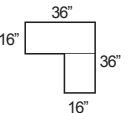
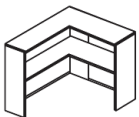
OCS 3636 • 2289 36 36 36 150 24

**OPEN CORNER OVERHEAD - 36" HIGH**



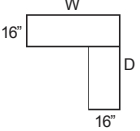
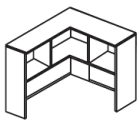
OCS 4236 • 2407 42 42 36 165 26  
OCS 4836 • 2692 48 48 36 180 28

**OPEN CORNER OVERHEAD - 43" HIGH**



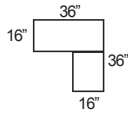
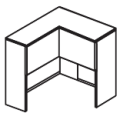
OCS 3643 • 2731 36 36 43 170 25

**OPEN CORNER OVERHEAD - 43" HIGH**



OCS 4243 • 2905 42 42 43 185 27  
OCS 4843 • 3192 48 48 43 200 29

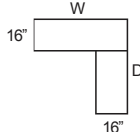
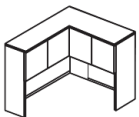
**CLOSED CORNER OVERHEAD - 36" HIGH**



2 doors

OCD 3636 • 2905 36 36 36 175 24

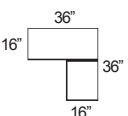
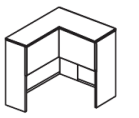
**CLOSED CORNER OVERHEAD - 36" HIGH**



4 doors

OCD 4236 • 3164 42 42 36 190 26  
OCD 4836 • 3510 48 48 36 210 28

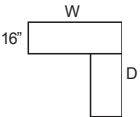
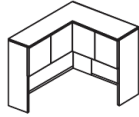
**CLOSED CORNER OVERHEAD - 43" HIGH**



2 doors

OCD 3643 • 3478 36 36 43 195 25

**CLOSED CORNER OVERHEAD - 43" HIGH**



4 doors

OCD 4243 • 3735 42 42 43 205 27  
OCD 4843 • 4075 48 48 43 230 29

Select edge code: -F, -P3, -P4

**Tackboards and Paper Management Options**

**Features:**

- Specify tackboard color.
- Tackboard adheres easily to back panel using velcro strips.
- \* All directional fabric will be railroaded.

Compete

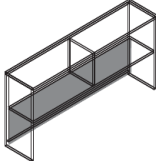
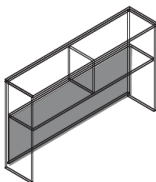

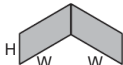
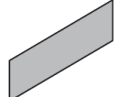
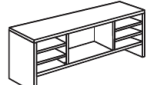


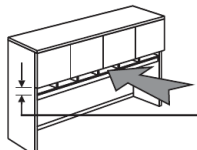
Compete Plus

Accessories

Conference Tables

Tables - Aluminum Legs

Conference Room

	Product Code	List Price	Dimensions				Wt lbs	Cube ft <sup>3</sup>	
			W <sub>1</sub>	W <sub>2</sub>	D	H			
<b>TACKBOARD FOR 36" HIGH OVERHEADS</b> 	TK 2436	396		22	0.75	17	2	1	
	TK 3036	410		28	0.75	17	3	1	
	TK 3636	424		34	0.75	17	4	1	
	TK 4236	454		40	0.75	17	5	1	
	TK 4836	470		46	0.75	17	6	1	
	TK 5436	532		52	0.75	17	7	1	
	TK 6036	592		58	0.75	17	8	1	
	TK 6636	651		64	0.75	17	9	1	
	TK 7236	710		70	0.75	17	10	1	
	TK 7836	742		76	0.75	17	10	1	
<b>TACKBOARD FOR 43" HIGH OVERHEADS</b> 	TK 2443	396		22	0.75	23.5	2	1	
	TK 3043	410		28	0.75	23.5	3	1	
	TK 3643	424		34	0.75	23.5	4	1	
	TK 4243	454		40	0.75	23.5	5	1	
	TK 4843	470		46	0.75	23.5	6	1	
	TK 5443	532		52	0.75	23.5	7	1	
	TK 6043	592		58	0.75	23.5	8	1	
	TK 6643	651		64	0.75	23.5	9	1	
	TK 7243	710		70	0.75	23.5	10	1	
	TK 7843	742		76	0.75	23.5	10	1	
<b>TACKBOARD FOR 36" HIGH CORNER OVERHEAD</b> 	TKC 3636	803	33	32.5	0.75	17	8	1	
	TKC 4236	861	39	38.5	0.75	17	10	1	
	TKC 4836	891	45	44.5	0.75	17	10	1	
<b>TACKBOARD FOR 43" HIGH CORNER OVERHEAD</b> 	TKC 3643	803	33	32.5	0.75	23.5	8	1	
	TKC 4243	861	39	38.5	0.75	23.5	10	1	
	TKC 4843	891	45	44.5	0.75	23.5	10	1	
<b>WALL-MOUNT TACKBOARDS</b> 	WMTK 24	396		24	0.75	17	2	1	
	WMTK 30	410		30	0.75	17	3	1	
	WMTK 36	424		36	0.75	17	4	1	
	WMTK 42	454		42	0.75	17	5	1	
	WMTK 48	470		48	0.75	17	6	1	
	WMTK 54	532		54	0.75	17	7	1	
	WMTK 60	592		60	0.75	17	8	1	
	WMTK 66	651		66	0.75	17	9	1	
	WMTK 72	710		72	0.75	17	10	1	
	WMTK 78	742		78	0.75	17	10	1	
<b>STACK-ON ORGANIZER HUTCH</b> 	SOH 6022	1238		60	16	22.5	105	15	
	SOH 6622	1303		66	16	22.5	112	17	
	SOH 7222	1368		72	16	22.5	120	18	
	SOH 7822	1493		78	16	22.5	129	19	
	Select edge code: -F, -P3, -P4								
<b>PAPER ORGANIZER</b> 	- Horizontal Dividers	POHD 1713-H	418		17	13.5	17.25	30	3
	<b>PAPER ORGANIZER</b> 	- Horizontal and Vertical Dividers	POHVD 1713-H	418		17	13.5	17.25	31
<b>OVERHEAD PAPER SORTER INSERT</b>  <p>- Field installed (mount optional tackboard first)                      - Not available for Corner Overheads and Wall-Mount Overheads, or with cutaway gable                      2 1/2" clearance below doors (4 1/2" below shelf)</p>		OPS 24-H	634		22	13.5	5.25	14	2
	OPS 30-H	681		28	13.5	5.25	17	2	
	OPS 36-H	724		34	13.5	5.25	20	2	
	OPS 42-H	773		40	13.5	5.25	23	2	
	OPS 48-H	819		46	13.5	5.25	26	2	
	OPS 54-H	866		52	13.5	5.25	29	2	
	OPS 60-H	912		58	13.5	5.25	32	2	
	OPS 66-H	958		64	13.5	5.25	35	2	
	OPS 72-H	1005		70	13.5	5.25	38	2	
	OPS 78-H	1052		76	13.5	5.25	41	2	

**Reception Galleries**

**Features:**

- 1½" thick top with choice of 3 edge details
- Laminate back panel standard - optional fabric covered tackboards available.
- Transaction top 12" deep
- Bow front transaction top 18" deep with 6" overhang.
- Installed height 45"
- Clearance above desktop is 14"



Flat Edge



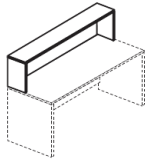
Profiled Edge



Profiled Edge

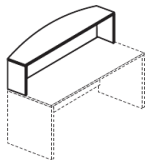
Product Code	List Price	Dimensions			Wt lbs	Cube ft³
		W	D	H		

**RECEPTION GALLERY**



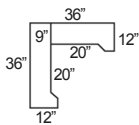
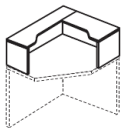
OSG 24 •	908	24	12	15.5	35	2
OSG 30 •	958	30	12	15.5	40	3
OSG 36 •	1064	36	12	15.5	50	3
OSG 42 •	1102	42	12	15.5	55	4
OSG 48 •	1139	48	12	15.5	60	4
OSG 54 •	1238	54	12	15.5	65	5
OSG 60 •	1305	60	12	15.5	75	5
OSG 66 •	1394	66	12	15.5	80	6
OSG 72 •	1597	72	12	15.5	85	6
OSG 78 •	1718	78	12	15.5	90	7
OSG 84 •	1740	84	12	15.5	100	7
OSG 96 •	1854	96	12	15.5	110	8

**BOW FRONT RECEPTION GALLERY**



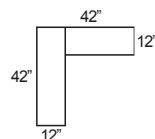
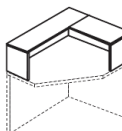
BOSG 24 •	1007	24	18	15.5	40	3
BOSG 30 •	1058	30	18	15.5	45	4
BOSG 36 •	1161	36	18	15.5	55	5
BOSG 42 •	1201	42	18	15.5	60	6
BOSG 48 •	1238	48	18	15.5	65	6
BOSG 54 •	1333	54	18	15.5	70	7
BOSG 60 •	1402	60	18	15.5	80	8
BOSG 66 •	1493	66	18	15.5	85	9
BOSG 72 •	1696	72	18	15.5	90	10
BOSG 78 •	1817	78	18	15.5	95	10
BOSG 84 •	1838	84	18	15.5	105	11
BOSG 96 •	1949	96	18	15.5	115	12

**CORNER RECEPTION GALLERY - 36" x 36"**



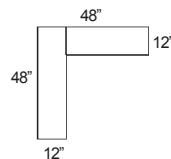
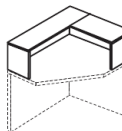
OSGC 36 •	1896	36	36	15.5	55	3
-----------	------	----	----	------	----	---

**CORNER RECEPTION GALLERY - 42" x 42"**



OSGC 42 •	1990	42	42	15.5	70	4
-----------	------	----	----	------	----	---

**CORNER RECEPTION GALLERY - 48" x 48"**



OSGC 48 •	2078	48	48	15.5	85	4
-----------	------	----	----	------	----	---

Select edge code: -F, -P3, -P4



**Extended Corner Reception Galleries**

**Features:**

- 1½" thick top with choice of 3 edge details
- Laminate back panel standard - optional fabric covered tackboards available (see next page).
- Installed height is 45"
- Clearance above desktop is 14"



Compete

Compete Plus

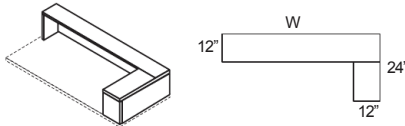
Accessories

Conference Tables

Tables - Aluminum Legs

Conference Room

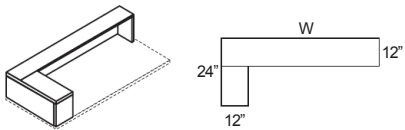
**24" CORNER RECEPTION GALLERY - LEFT**



Product Code	List Price	Dimensions			Wt lbs	Cube ft <sup>3</sup>
		W	D	H		

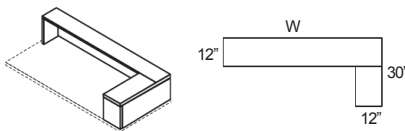
OSGCL 6024 •	1921	60	24	15.5	80	2
OSGCL 6624 •	1990	66	24	15.5	85	2
OSGCL 7224 •	2038	72	24	15.5	95	3
OSGCL 8424 •	2106	84	24	15.5	105	3
OSGCL 9624 •	2168	96	24	15.5	115	3

**24" CORNER RECEPTION GALLERY - RIGHT**



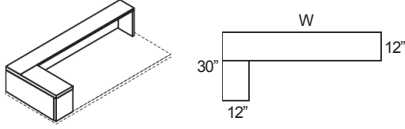
OSGCR 6024 •	1921	60	24	15.5	80	2
OSGCR 6624 •	1990	66	24	15.5	85	2
OSGCR 7224 •	2038	72	24	15.5	95	3
OSGCR 8424 •	2106	84	24	15.5	105	3
OSGCR 9624 •	2168	96	24	15.5	115	3

**30" CORNER RECEPTION GALLERY - LEFT**



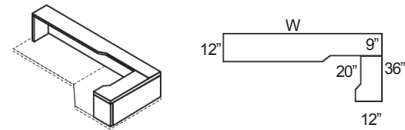
OSGCL 6030 •	1979	60	30	15.5	85	2
OSGCL 6630 •	2052	66	30	15.5	90	3
OSGCL 7230 •	2106	72	30	15.5	100	3
OSGCL 8430 •	2168	84	30	15.5	110	3
OSGCL 9630 •	2236	96	30	15.5	120	4

**30" CORNER RECEPTION GALLERY - RIGHT**



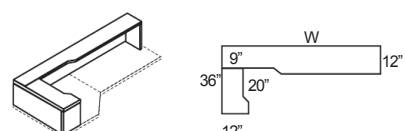
OSGCR 6030 •	1979	60	30	15.5	85	2
OSGCR 6630 •	2052	66	30	15.5	90	3
OSGCR 7230 •	2106	72	30	15.5	100	3
OSGCR 8430 •	2168	84	30	15.5	110	3
OSGCR 9630 •	2236	96	30	15.5	120	4

**36" CORNER RECEPTION GALLERY - LEFT**



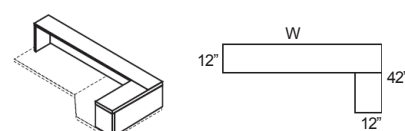
OSGCL 6036 •	2050	60	36	15.5	90	3
OSGCL 6636 •	2125	66	36	15.5	95	3
OSGCL 7236 •	2168	72	36	15.5	105	3
OSGCL 8436 •	2236	84	36	15.5	115	4
OSGCL 9636 •	2301	96	36	15.5	125	4

**36" CORNER RECEPTION GALLERY - RIGHT**



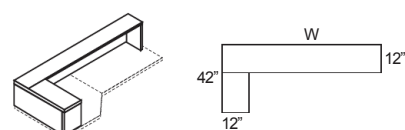
OSGCR 6036 •	2050	60	36	15.5	90	3
OSGCR 6636 •	2125	66	36	15.5	95	3
OSGCR 7236 •	2168	72	36	15.5	105	3
OSGCR 8436 •	2236	84	36	15.5	115	4
OSGCR 9636 •	2301	96	36	15.5	125	4

**42" CORNER RECEPTION GALLERY - LEFT**



OSGCL 6642 •	2155	66	42	15.5	100	3
OSGCL 7242 •	2208	72	42	15.5	110	3
OSGCL 8442 •	2277	84	42	15.5	120	4
OSGCL 9642 •	2344	96	42	15.5	130	4

**42" CORNER RECEPTION GALLERY - RIGHT**



OSGCR 6642 •	2155	66	42	15.5	100	3
OSGCR 7242 •	2208	72	42	15.5	110	3
OSGCR 8442 •	2277	84	42	15.5	120	4
OSGCR 9642 •	2344	96	42	15.5	130	4

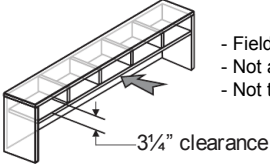
Select edge code: -F, -P3, -P4

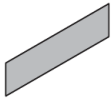


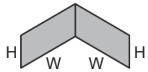
**Reception Gallery Options**

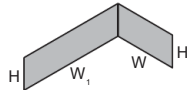
**Features:**

- Specify tackboard color.
- Tackboard adheres easily to back panel using velcro strips.
- \* All directional fabric will be railroaded.

	Product Code	List Price	Dimensions				Wt lbs	Cube ft <sup>3</sup>
			W <sub>1</sub>	W <sub>2</sub>	D	H		
<b>RECEPTION GALLERY PAPER SORTER INSERT</b>  <ul style="list-style-type: none"> <li>- Field installed - mount optional tackboard first</li> <li>- Not available for Corner Galleries</li> <li>- Not to be used with tackboard option</li> </ul>	GPS 24-H	634	-	22	10.25	4.5	14	2
	GPS 30-H	681	-	28	10.25	4.5	17	2
	GPS 36-H	724	-	34	10.25	4.5	20	2
	GPS 42-H	773	-	40	10.25	4.5	23	2
	GPS 48-H	819	-	46	10.25	4.5	26	2
	GPS 54-H	866	-	52	10.25	4.5	29	2
	GPS 60-H	912	-	58	10.25	4.5	32	2
	GPS 66-H	958	-	64	10.25	4.5	35	2
	GPS 72-H	1005	-	70	10.25	4.5	38	2
	GPS 78-H	1052	-	76	10.25	4.5	41	2

	Product Code	List Price	Dimensions				Wt lbs	Cube ft <sup>3</sup>
			W <sub>1</sub>	W <sub>2</sub>	D	H		
<b>TACKBOARD FOR RECEPTION GALLERY &amp; RECEPTION DESK</b> 	TKG 24	396	-	22	0.75	13	2	1
	TKG 30	410	-	28	0.75	13	3	1
	TKG 36	424	-	34	0.75	13	4	1
	TKG 42	454	-	40	0.75	13	5	1
	TKG 48	470	-	46	0.75	13	6	1
	TKG 54	532	-	52	0.75	13	7	1
	TKG 60	592	-	58	0.75	13	8	1
	TKG 66	651	-	64	0.75	13	9	1
	TKG 72	710	-	70	0.75	13	10	1
	TKG 78	742	-	76	0.75	13	10	1
	TKG 84	773	-	82	0.75	13	10	1
	TKG 96	835	-	94	0.75	13	11	1

	Product Code	List Price	Dimensions				Wt lbs	Cube ft <sup>3</sup>
			W <sub>1</sub>	W <sub>2</sub>	D	H		
<b>TACKBOARD FOR CORNER RECEPTION GALLERY</b> 	TKG 3636	803	34	34.5	0.75	13	8	1
	TKG 4242	861	40	40.5	0.75	13	10	1
	TKG 4848	891	46	46.5	0.75	13	10	1

	Product Code	List Price	Dimensions				Wt lbs	Cube ft <sup>3</sup>
			W <sub>1</sub>	W <sub>2</sub>	D	H		
<b>TACKBOARD FOR EXTENDED CORNER RECEPTION GALLERY</b> 	TKG 6024	937	58	22.5	0.75	13	10	1
	TKG 6624	993	64	22.5	0.75	13	11	1
	TKG 7224	1050	70	22.5	0.75	13	12	1
	TKG 8424	1106	82	22.5	0.75	13	12	1
	TKG 9624	1164	94	22.5	0.75	13	13	1
	TKG 6030	949	58	28.5	0.75	13	10	1
	TKG 6630	1005	64	28.5	0.75	13	11	1
	TKG 7230	1062	70	28.5	0.75	13	12	1
	TKG 8430	1120	82	28.5	0.75	13	12	1
	TKG 9630	1178	94	28.5	0.75	13	13	1
	TKG 6036	961	58	34.5	0.75	13	11	1
	TKG 6636	1018	64	34.5	0.75	13	12	1
	TKG 7236	1062	70	34.5	0.75	13	13	1
	TKG 8436	1131	82	34.5	0.75	13	13	1
	TKG 9636	1190	94	34.5	0.75	13	14	1
	TKG 6642	1028	64	40.5	0.75	13	12	1
	TKG 7242	1085	70	40.5	0.75	13	14	1
	TKG 8442	1147	82	40.5	0.75	13	14	1
	TKG 9642	1204	94	40.5	0.75	13	15	1

Compete

Compete Plus

Accessories

Conference Tables

Tables - Aluminum Legs

Conference Room

**Pedestals**

**Features:**

- Pedestal standard with all drawers locking.
- Five-sided drawer construction.
- Full extension ball bearing slides on all drawers.
- File drawers accommodate letter/legal filing.
- Pencil tray standard in upper box drawer.
- 5 wheel anti-tip feature on mobile pedestals.
- Drawer handles standard. See specifying instructions below.
- Shipped assembled

Compete











Compete Plus

Accessories

Conference Tables

Tables - Aluminum Legs

Conference Room

	Product Code	List Price	Dimensions			Wt lbs	Cube ft <sup>3</sup>
			W	D	H		
<b>HANGING PEDESTAL - BOX / BOX</b> 	H2B •	1028	15.5	19	14	40	4
<b>HANGING PEDESTAL - BOX / FILE</b> 	HBF •	1187	15.5	19	19	55	4
<b>HANGING PEDESTAL - FILE</b> 	HF •	958	15.5	19	14	45	4
<b>FULL HEIGHT PEDESTAL - BOX / BOX / FILE</b> 	F2BF •	1562	15.5	19	28	85	6
<b>FULL HEIGHT PEDESTAL - FILE / FILE</b> 	F2F •	1534	15.5	19	28	85	6
<b>FULL HEIGHT PEDESTAL - SHELF / BOX / FILE</b> 	FSBF •	1534	15.5	19	28	80	7
<b>MOBILE PEDESTAL - BOX / FILE</b>  - 5/8" thick top	MBF •	1534	15.5	19	21.5	80	7
<b>MOBILE PEDESTAL - BOX / BOX / FILE</b>  - 5/8" thick top	M2BF •	1731	15.5	19	27.75	95	7
<b>MOBILE PEDESTAL - FILE / FILE</b>  - 5/8" thick top	M2F •	1700	15.5	19	27.75	95	7
<b>MOBILE PEDESTAL - SHELF / BOX / FILE</b>  - 5/8" thick top	MSBF •	1700	15.5	19	27.75	90	7

Select handle code: /WHB, /OPB, /OPN, /BPA, /RPA, /ABP, /ALP

Lateral Files - Under Desk Intergated and Stand Alone

Features:

- 1½" thick top with choice of 3 edge details on freestanding units
- Steel drawers
- Anti-tip interlock system
- Heavy duty full extension ball bearing drawer slides
- Accommodate letter and legal filing
- Integrated 2-drawer lateral file is available in 20" and 24" depth to match adjacent items.
- Stand Alone lateral files are designed to be used with each other so base and grain pattern match.
- 20" and 24" depth units to match adjacent items.
- Drawer handles standard. See specifying instructions below.
- Shipped assembled

**NOTE:** Due to dimensional differences, AIS Compete products are NOT compatible with other AIS Systems and should not be combined in paneled workstation environments. See AIS Calibrate products for use with other AIS Systems.



Flat Edge



Profiled Edge



Profiled Edge

Product Code	List Price	Dimensions			Wt lbs	Cube ft <sup>3</sup>
		W	D	H		

2-DRAWER LATERAL FILE - UNDER DESK



- Fits below 20", 24" or 30" deep desk shell
- Vertical grain standard on fronts
- Locking

LFT 30	**	2167	30	19	28	105	13
LFT 36	**	2223	36	19	28	125	15

2-DRAWER LATERAL FILE - INTEGRATED



- Matches depth and height of adjacent items
- Vertical grain standard on fronts
- Locking

LF2 3020	**	2472	30	20	29.5	115	13
LF2 3024	**	2575	30	24	29.5	125	13
LF2 3620	**	2559	36	20	29.5	140	15
LF2 3624	**	2771	36	24	29.5	150	15

2-DRAWER LATERAL FILE - STAND ALONE



- Horizontal grain on drawer fronts
- Locking

SLF2 3020	**	2472	30	20	30.5	115	13
SLF2 3620	**	2559	36	20	30.5	140	15

3-DRAWER LATERAL FILE - STAND ALONE



- Horizontal grain on drawer fronts
- 2 locks keyed-alike

SLF3 3020	**	3391	30	20	44.5	185	18
SLF3 3620	**	3504	36	20	44.5	210	21

4-DRAWER LATERAL FILE - STAND ALONE



- Horizontal grain on drawer fronts
- 2 locks keyed-alike

SLF4 3020	**	4150	30	20	58.5	230	24
SLF4 3620	**	4265	36	20	58.5	270	29

Select edge code: -F, -P3, -P4

Select handle code: /WHB, /OPB, /OPN, /BPA, /RPA, /ABP, /ALP

OPTIONS

FRONT-TO-BACK FILING HARDWARE



- Set of 4 bars for 1 drawer
- Order separately for each drawer as required

FTBF		n/c	-	-	-	-	-
------	--	-----	---	---	---	---	---

Compete

Compete Plus

Accessories

Conference Tables

Tables - Aluminum Legs

Conference Room

**Lower Storage Units - Under Desk and Freestanding**

**Features:**

- 1½" thick top with choice of 3 edge details on freestanding units
- 20" and 24" deep units match workstation configurations.
- Handles standard for drawers and doors. See specifying instructions below.
- Multi-file storage cabinets are not grain-matched and upper drawers and doors are non-locking only.
- For lateral file front-to-back filing hardware, see previous page.
- Shipped assembled

**NOTE:** Due to dimensional differences, AIS Compete products are NOT compatible with other AIS Systems and should not be combined in paneled workstation environments. See AIS Calibrate products for use with other AIS Systems.



Flat Edge



Profiled Edge



Profiled Edge

Compete

Compete Plus

Accessories

Conference Tables

Tables - Aluminum Legs

Conference Room

**STORAGE CABINET - UNDER DESK**



- Fits below 20", 24" or 30" deep desk shell
- 1 adjustable shelf:
  - 27-1/2"w for 30" cabinet
  - 33-3/8"w for 36" cabinet
- Non-locking only

Product Code	List Price	Dimensions W D H	Wt lbs	Cube ft <sup>3</sup>
SCT 30 *	980	30 19 28	85	13
SCT 36 *	1035	36 19 28	95	15

**STORAGE & FILE CABINET - UNDER DESK**



- Fits below 20", 24" or 30" desk shell
- 2 file drawers right
- Storage left (18½"w)
- 1 adjustable shelf

Product Code	List Price	Dimensions W D H	Wt lbs	Cube ft <sup>3</sup>
<i>Non-locking</i> BSCT *	1522	36 19 28	110	15
<i>Locking (2 locks keyed-alike)</i> BSCTL *	1779	36 19 28	110	15

**MULTI-FILE STORAGE CABINET - UNDER DESK**



- Fits below 20", 24" or 30" desk shell
- 2 box drawers upper left
- Closed storage upper right (12½"w)
- Lower locking lateral file drawer

MFSBT 30 *	2078	30 19 28	105	13
------------	------	----------	-----	----



- Fits below 20", 24" or 30" desk shell
- File drawer upper left
- Closed storage upper right (12½"w)
- Lower locking lateral file drawer

MFSFT 30 *	2078	30 19 28	105	13
------------	------	----------	-----	----

**STORAGE CABINET**



- 1 adjustable shelf:
  - 27-1/2"w for 30" cabinet
  - 33-3/8"w for 36" cabinet

Product Code	List Price	Dimensions W D H	Wt lbs	Cube ft <sup>3</sup>
<i>Non-locking</i> SC 3020 *	1441	30 20 29.5	95	13
SC 3024 *	1570	30 24 29.5	105	14
SC 3620 *	1562	36 20 29.5	110	13
SC 3624 *	1696	36 24 29.5	120	15
<i>Locking</i> SCL 3020 *	1590	30 20 29.5	95	13
SCL 3024 *	1734	30 24 29.5	105	14
SCL 3620 *	1734	36 20 29.5	110	13
SCL 3624 *	1868	36 24 29.5	120	15

**STORAGE & FILE CABINET**



- 2 file drawers right
- Storage left (18 ½"w)
- 1 adjustable shelf

Product Code	List Price	Dimensions W D H	Wt lbs	Cube ft <sup>3</sup>
<i>Non-locking</i> BSC 3620 *	2025	36 20 29.5	125	13
BSC 3624 *	2064	36 24 29.5	135	15
<i>Locking (2 locks keyed-alike)</i> BSCL 3620 *	2295	36 20 29.5	125	13
BSCL 3624 *	2342	36 24 29.5	135	15

**MULTI-FILE STORAGE CABINET**



- 2 box drawers upper left
- Closed storage upper right (12½"w)
- Lower locking lateral file drawer

MFSB 3020 *	2451	30 20 29.5	115	13
MFSB 3024 *	2510	30 24 29.5	115	13



- File drawer upper left
- Closed storage upper right (12½"w)
- Lower locking lateral file drawer

MFSF 3020 *	2451	30 20 29.5	115	13
MFSF 3024 *	2510	30 24 29.5	115	13

Select edge code: -F, -P3, -P4

Select handle code: /WHB, /OPB, /OPN, /BPA, /RPA, /ABP, /ALP

**Storage Towers - 24" Wide**

**Features:**

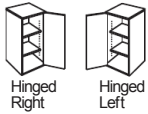
- 1½" thick top with choice of 3 edge details
- For locking door(s) options, add suffix (/L) to product code and \$115 to list price.
- Handles and knobs standard where shown. See specifying instructions below.
- Shipped assembled

**NOTE:** Due to dimensional differences, AIS Compete products are NOT compatible with other AIS Systems and should not be combined in paneled workstation environments. See AIS Calibrate products for use with other AIS Systems.



Product Code	List Price	Dimensions			Wt lbs	Cube ft³
		W	D	H		

**STORAGE TOWER - 48" and 54" HIGH**



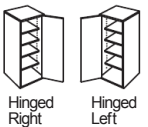
- 2 full-width adjustable shelves (21½" w)

*Hinged Right*

*Hinged Left*

ST 242048R	1992	24	20	48.5	170	15
ST 242448R	2085	24	24	48.5	175	17
ST 242054R	2125	24	20	54.5	180	17
ST 242454R	2277	24	24	54.5	190	19
ST 242048L	1992	24	20	48.5	170	15
ST 242448L	2085	24	24	48.5	175	17
ST 242054L	2125	24	20	54.5	180	17
ST 242454L	2277	24	24	54.5	190	19

**STORAGE TOWER - 65" and 72" HIGH**



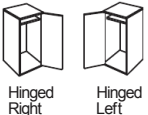
- 4 full-width adjustable shelves (21½" w)

*Hinged Right*

*Hinged Left*

ST 242065R	2162	24	20	65.5	185	21
ST 242465R	2472	24	24	65.5	190	23
ST 242072R	2254	24	20	72.5	190	23
ST 242472R	2571	24	24	72.5	200	25
ST 242065L	2162	24	20	65.5	185	21
ST 242465L	2472	24	24	65.5	190	23
ST 242072L	2254	24	20	72.5	190	23
ST 242472L	2571	24	24	72.5	200	25

**WARDROBE TOWER - 48" and 54" HIGH**



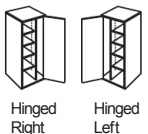
- Full-width coat hanger bar (21½" w)

*Hinged Right*

*Hinged Left*

WT 242048R	1992	24	20	48.5	160	15
WT 242448R	2085	24	24	48.5	165	17
WT 242054R	2125	24	20	54.5	170	17
WT 242454R	2277	24	24	54.5	180	19
WT 242048L	1992	24	20	48.5	160	15
WT 242448L	2085	24	24	48.5	165	17
WT 242054L	2125	24	20	54.5	170	17
WT 242454L	2277	24	24	54.5	180	19

**STORAGE & WARDROBE TOWER - 65" and 72" HIGH**



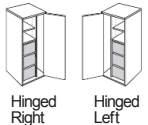
- 4 adjustable shelves (14-1¼" w)  
- Coat hanger bar (6 3/8" w)

*Hinged Right*

*Hinged Left*

SW 242065R	2162	24	20	65.5	185	21
SW 242465R	2472	24	24	65.5	190	23
SW 242072R	2254	24	20	72.5	190	23
SW 242472R	2571	24	24	72.5	200	25
SW 242065L	2162	24	20	65.5	185	21
SW 242465L	2472	24	24	65.5	190	23
SW 242072L	2254	24	20	72.5	190	23
SW 242472L	2571	24	24	72.5	200	25

**STORAGE, WARDROBE & FILE TOWER - 65" and 72" HIGH**



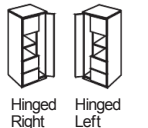
- 1 adjustable shelf (14-1¼" w)  
- 3 letter/legal file drawers  
- Coat hanger bar (6 3/8" w)  
- Full width door

*Hinged Right*

*Hinged Left*

SWF 242065R	3002	24	20	65.5	200	21
SWF 242465R	3279	24	24	65.5	205	23
SWF 242072R	3094	24	20	72.5	205	23
SWF 242472R	3372	24	24	72.5	215	25
SWF 242065L	3002	24	20	65.5	200	21
SWF 242465L	3279	24	24	65.5	205	23
SWF 242072L	3094	24	20	72.5	205	23
SWF 242472L	3372	24	24	72.5	215	25

**WARDROBE, FILE & STORAGE TOWER - 65" and 72" HIGH**



- Upper closed storage  
- Middle open storage  
- Lower letter/legal file drawers, locking  
- Coat hanger bar (6-3/8")  
- Separate wardrobe door, available non-locking only

*Hinged Right*

*Hinged Left*

WFS 242065R	2854	24	20	65.5	185	21
WFS 242465R	3115	24	24	65.5	190	23
WFS 242072R	2941	24	20	72.5	190	23
WFS 242472R	3207	24	24	72.5	200	25
WFS 242065L	2854	24	20	65.5	185	21
WFS 242465L	3115	24	24	65.5	190	23
WFS 242072L	2941	24	20	72.5	190	23
WFS 242472L	3207	24	24	72.5	200	25

Select edge code: -F, -P3, -P4  
Select handle code: /WHB, /OPB, /OPN, /BPA, /RPA, /ABP, /ALP

**Storage Towers - 30" and 36" Wide**

**Features:**

- 1½" thick top with choice of 3 edge details
- Doors standard non-locking
- For locking door(s) options, add suffix (/L) to product code and \$115 to list price.
- Frosted doors non-locking only with silver door frame
- Handles and knobs standard where shown. See specifying instructions below.
- Shipped assembled

**NOTE:** Due to dimensional differences, AIS Compete products are NOT compatible with other AIS Systems and should not be combined in paneled workstation environments. See AIS Calibrate products for use with other AIS Systems.



Flat Edge



Profiled Edge



Profiled Edge

Compete

Compete Plus

Accessories

Conference Tables

Tables - Aluminum Legs

Conference Room

**STORAGE TOWER W/ LATERAL FILES - FROSTED GLASS DOORS**



- Locking lateral files
- Frosted doors non-locking only with silver frame
- Door knob finish matches drawer handles
- 2 adjustable shelves
- Front-to-back filing hardware

Product Code	List Price	Dimensions			Wt lbs	Cube ft³
		W	D	H		
FFS 302065	3966	30	20	65	185	24
FFS 302465	4207	30	24	65	210	28
FFS 302072	4114	30	20	72	205	27
FFS 302472	4365	30	24	72	230	31
FFS 362065	4239	36	20	65	215	29
FFS 362465	4490	36	24	65	240	33
FFS 362072	4411	36	20	72	235	32
FFS 362472	4659	36	24	72	260	36

**STORAGE TOWER WITH LATERAL FILES**



- Locking lateral files
- Non-locking upper storage
- 2 adjustable shelves (27 ½" or 33-3/8"w)
- Front-to-back filing hardware

FS 302065	3145	30	20	65	185	24
FS 302465	3735	30	24	65	210	28
FS 302072	3314	30	20	72	205	27
FS 302472	3899	30	24	72	230	31
FS 362065	3575	36	20	65	215	29
FS 362465	4161	36	24	65	240	33
FS 362072	3742	36	20	72	235	32
FS 362472	4325	36	24	72	260	36

**STORAGE TOWER**



- 4 full-width adjustable shelves (33-3/8"w)

ST 362065	3069	36	20	65	200	29
ST 362465	3215	36	24	65	220	33
ST 362072	3208	36	20	72	215	32
ST 362472	3358	36	24	72	240	36

**WARDROBE TOWER**



- Full-width wardrobe
- Hat shelf
- Coat hanger bar (33-3/8"w)

WT 362065	3069	36	20	65	165	29
WT 362465	3215	36	24	65	175	33
WT 362072	3208	36	20	72	170	32
WT 362472	3358	36	24	72	185	36

**STORAGE & WARDROBE TOWER**



- 4 adjustable shelves (26"w)
- Coat hanger bar (6-3/8"w)

SW 362065	3069	36	20	65	200	29
SW 362465	3215	36	24	65	220	33
SW 362072	3208	36	20	72	215	32
SW 362472	3358	36	24	72	240	36

Select edge code: -F, -P3, -P4

Select handle code: /WHB, /OPB, /OPN, /BPA, /RPA, /ABP, /ALP

**Bookcases**

**Features:**

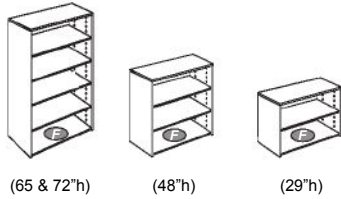
- 1½" thick top with choice of 3 edge details
- 1" thick shelves
- Adjustable shelves
- Quarter-round and corner-square bookcases have evenly spaced fixed shelves
- Select grain direction on quarter-round and corner-square bookcases to match adjacent units
- Shipped assembled



Flat Edge Profiled Edge Profiled Edge

Product Code	List Price	Dimensions			Wt lbs	Cube ft <sup>3</sup>
		W	D	H		

**BOOKCASE**



(65 & 72" h) (48" h) (29" h)

F = fixed

1 adj shelf	BC 2429 •	1120	24	14	29.5	55	9
2 adj shelves	BC 2448 •	1245	24	14	48.5	70	13
4 adj shelves	BC 2465 •	1435	24	14	65.5	95	17
4 adj shelves	BC 2472 •	1552	24	14	72.5	10	20
1 adj shelf	BC 3029 •	1180	30	14	29.5	60	10
2 adj shelves	BC 3048 •	1303	30	14	48.5	80	15
4 adj shelves	BC 3065 •	1493	30	14	65.5	110	20
4 adj shelves	BC 3072 •	1613	30	14	72.5	125	22
1 adj shelf	BC 3629 •	1358	36	14	29.5	65	11
2 adj shelves	BC 3648 •	1493	36	14	48.5	90	18
4 adj shelves	BC 3665 •	1747	36	14	65.5	125	24
4 adj shelves	BC 3672 •	1838	36	14	72.5	140	26
24" shelf - extra	ES 24-H	193	22	13	1	4	1
30" shelf - extra	ES 30-H	193	28	13	1	5	1
36" shelf - extra	ES 36-H	193	34	13	1	6	1

**DESKTOP BOOKCASE**

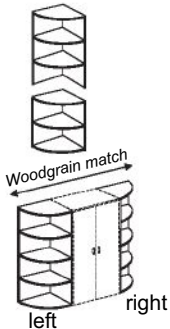


F = fixed

- Use with lateral files and storage cabinets
- 12" clearance above desktop

1 adj shelf	XCB 3036 •	1315	30	16	36	75	11
2 adj shelves	XCB 3043 •	1393	30	16	43	85	12
1 adj shelves	XCB 3636 •	1393	36	16	36	85	12
2 adj shelves	XCB 3643 •	1516	36	16	43	95	13
30" shelf extra	XES 30-H	193	28	13	1	5	1
36" shelf - extra	XES 36-H	193	34	13	1	6	1

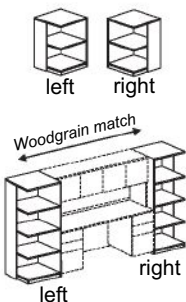
**QUARTER-ROUND BOOKCASE - LEFT and RIGHT**



- Matches depth and height of overheads
- For desktop use
- No bottom shelf
- Matches depth and height of desk/credenza
- 2 fixed shelves
- 16" matches depth and height of overhead
- 20" and 24" match depth and height of towers
- 4 fixed shelves

QRB 1636 *	1092	16	16	36	70	5
QRB 1643 *	1180	16	16	43	75	6
QRB 2029 *	1058	20	20	29.5	70	5
QRB 2429 *	1208	24	24	29.5	75	6
QRB 1665 *	1366	16	16	65.5	95	8
QRB 1672 *	1439	16	16	72.5	100	9
QRB 2065 *	1598	20	20	65.5	105	20
QRB 2072 *	1734	20	20	72.5	115	22
QRB 2465 *	1868	24	24	65.5	110	22
QRB 2472 *	2004	24	24	72.5	120	24

**CORNER-SQUARE BOOKCASE - LEFT and RIGHT**



- Matches depth and height of desk/credenza
- 2 fixed shelves
- 20" and 24" match depth and height of towers
- 4 fixed shelves

CSB 2029 *	1161	20	20	29.5	65	9
CSB 2429 *	1331	24	24	29.5	70	10
CSB 2065 *	1659	20	20	65.5	115	20
CSB 2465 *	1909	20	20	72.5	125	22
CSB 2072 *	2057	24	24	65.5	120	22
CSB 2472 *	2204	24	24	72.5	130	24

Select (L) or (R) to match grain direction of adjacent units

Select edge code: -F, -P3, -P4



**Desk Top Panels and Connector Tops**

**Features:**

- 1/4" thick frosted acrylic panels
- 1 1/2" thick connector tops with choice of 3 edge details
- Simple surface-mounted attachment secures panel supports to desktop.
- Quick, easy field installation
- Desktop panel supports ordered separately; available in Charcoal, Aluminum and Black finish.
- Post leg and X-base standard in black. For optional silver finish add suffix (/SL) to product code.



Compete

Compete Plus

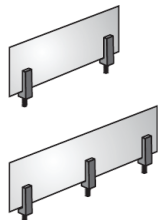
Accessories

Conference Tables

Tables - Aluminum Legs

Conference Room

**DESKTOP PANEL - 12" HIGH**

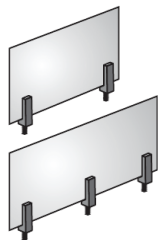


- 2 desktop panel supports required  
(order separately - see below)

- 3 desktop panel supports required  
(order separately - see below)

Product Code	List Price	Dimensions			Wt lbs	Cube ft³
		W	D	H		
DTP 2412	204	21	0.25	12	2	1
DTP 3012	242	27	0.25	12	3	1
DTP 3612	275	33	0.25	12	4	1
DTP 4212	349	39	0.25	12	5	1
DTP 4812	349	45	0.25	12	6	1
DTP 5412	449	51	0.25	12	7	1

**DESKTOP PANEL - 17" HIGH**



- 2 desktop panel supports required  
(order separately - see below)

- 3 desktop panel supports required  
(order separately - see below)

DTP 2417	291	21	0.25	17	3	1
DTP 3017	408	27	0.25	17	5	1
DTP 3617	408	33	0.25	17	6	1
DTP 4217	530	39	0.25	17	8	1
DTP 4817	530	45	0.25	17	9	1
DTP 5417	647	51	0.25	17	11	1
DTP 6017		57	0.25	17	12	1
DTP 6617	762	63	0.25	17	14	1
DTP 7217	775	69	0.25	17	15	1

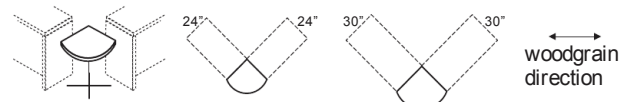
**DESKTOP PANEL SUPPORTS**



Charcoal finish	DTPSC	81	1.5	1.5	6	1	0.5
Aluminum finish	DTPSA	81	1.5	1.5	6	1	0.5
Black finish	DTPSB	81	1.5	1.5	6	1	0.5

**DESK EXTENSION TABLE**

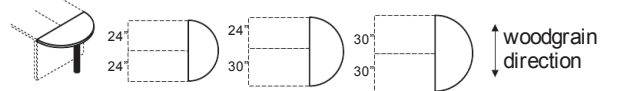
- 30" by 30" X-base standard in black



ECT 2424	1916	24	28	29.5	50	17
ECT 3030	2008	30	35	29.5	58	17

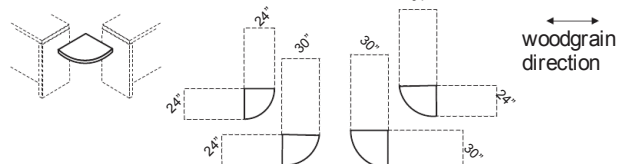
**HALF-ROUND CONNECTOR TOP**

- 3" diameter post leg standard in black



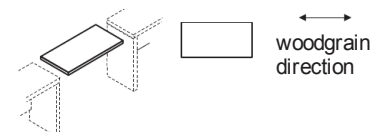
HRCT 2424	1118	48	24	29.5	50	2
HRCT 2430	1317	54	27	29.5	55	3
HRCT 3030	1530	60	30	29.5	60	3

**QUARTER-ROUND CONNECTOR TOP**



QRCT 2424	710	24	24	29.5	30	1
QRCT 2430	926	24	30	29.5	35	1
QRCT 3024	926	30	24	29.5	35	1
QRCT 3030	1058	30	30	29.5	40	1

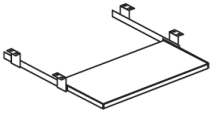
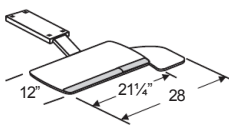
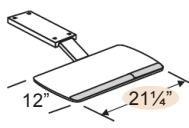
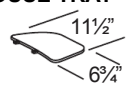
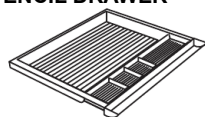
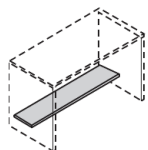




**BRIDGE CONNECTOR TOP**



BCT 2424	623	24	24	n/a	25	1
BCT 3024	671	30	24	n/a	30	1
BCT 3624	720	36	24	n/a	35	2
BCT 4224	771	42	24	n/a	40	2
BCT 2430	653	24	30	n/a	30	1
BCT 3030	701	30	30	n/a	35	2
BCT 3630	752	36	30	n/a	40	2
BCT 4230	796	42	30	n/a	45	2

Select edge code: -F, -P3, -P4



	Product Code	List Price	Dimensions			Wt lbs	Cube ft <sup>3</sup>
			W	D	H		
<b>KEYBOARD SHELVES - STANDARD</b>							
 <ul style="list-style-type: none"> <li>- Matches lower case finish</li> <li>- Full extension ball bearing slides</li> <li>- Requires 3" extra width and 16" deep mounting clearance</li> </ul>	AKS 22	291	22	12	3	5	1
	AKS 27	302	27	12	3	7	1
	AKS 30	410	30	12	3	8	1
<b>DELUXE ARTICULATING KEYBOARD ARM WITH MOUSE TRAY</b>							
 <ul style="list-style-type: none"> <li>- Quick adjust feature</li> <li>- Positive/negative tilt, swivel &amp; height adjustable</li> <li>- Universal tray for keyboard &amp; mouse</li> <li>- Multiple mouse positions, left or right</li> <li>- Palm support</li> <li>- Black finish</li> </ul>	DARK	1007	28	12	5	18	1
<b>ARTICULATING KEYBOARD ARM</b>							
 <ul style="list-style-type: none"> <li>- Positive/negative tilt and swivel</li> <li>- Universal tray for keyboard</li> <li>- Compatible with MT mouse tray</li> <li>- Palm support</li> <li>- Requires 19½" deep mounting clearance</li> <li>- Black finish</li> </ul>	ARK	823	21	10	6	15	1
<b>MOUSE TRAY</b>							
 <ul style="list-style-type: none"> <li>- Attaches to ARK on left or right</li> <li>- Multi-position mounting</li> </ul>	MT	201	7	12	1	3	1
<b>PENCIL DRAWER</b>							
 <ul style="list-style-type: none"> <li>- Shallow profile</li> <li>- ¾ extension ball bearing slides</li> <li>- 21" W x 16" D x 2" H</li> <li>- Requires 22½" wide and 16½" deep mounting clearance</li> <li>- Black finish</li> </ul>	APD	222	21	16	2	5	1
<b>DESK SHELF</b>							
 <ul style="list-style-type: none"> <li>- Will not interfere with hanging box/file pedestal</li> <li>- Requires on-site installation</li> <li>- AS 78, AS 84 and AS 96 shelves are 2-piece</li> <li>- Does not fit under extended corner desk shells or corner units</li> <li>- Shelves 1" thick and finished on four sides</li> </ul>	AS 24-H	213	22	12	1	10	1
	AS 30-H	224	28	12	1	12	1
	AS 36-H	234	34	12	1	14	1
	AS 42-H	246	40	12	1	16	1
	AS 48-H	256	46	12	1	18	1
	AS 54-H	268	52	12	1	19	1
	AS 60-H	278	58	12	1	20	1
	AS 66-H	289	64	12	1	22	1
	AS 72-H	299	70	12	1	24	1
	AS 78-H	384	(2)37.5	12	1	26	1
AS 84-H	396	(2)40.5	12	1	28	1	
AS 96-H	410	(2)46.5	12	1	32	1	
<b>GROMMET</b>							
 <ul style="list-style-type: none"> <li>- Field installed</li> <li>- Requires 2¾" diameter hole</li> <li>- Black finish</li> </ul>	GR	17	2¾" dia	5/8	-	-	-
<b>WIRE MANAGEMENT CHANNEL</b>							
 <ul style="list-style-type: none"> <li>- Field installed - attached to back panel</li> <li>- 12" J-channel with mounting screws</li> <li>- Conceals wires beneath desktop</li> </ul>	WMC	17	-	-	-	-	-
<b>HORIZONTAL WIRE MANAGEMENT</b>							
 <ul style="list-style-type: none"> <li>- Set of 5; screw-on cable ties for under-desk use</li> <li>- Field installed - attached to underside of top</li> </ul>	HWM	64	-	-	-	0.5	0.5
<b>TABLE GANGING MECHANISM</b>							
 <ul style="list-style-type: none"> <li>- Set of 2; field installed to connect two tables</li> <li>- Low profile; with quick release knob</li> <li>- Hide-away connector plate rotates under worksurface when not in use</li> </ul>	TGM	102	4.5	2.5	0.25	1	0.5

Compete

Compete Plus

Accessories

Conference Tables

Tables - Aluminum Legs

Conference Room

Compete

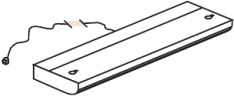











Compete Plus

Accessories

Conference Tables

Tables - Aluminum Legs

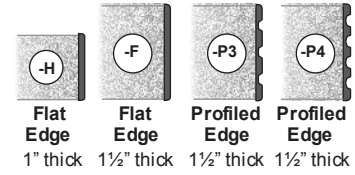
Conference Room

		Product Code	List Price	Dimensions			Wt	Cube
				W	D	H	lbs	ft <sup>3</sup>
<b>TASK LIGHTS</b>								
	-Use with 30" to 42" overhead	TL 24	564	24	6	2	10	0.5
	-Use with 42" to 78" overhead	TL 37	615	37	6	2	20	0.5
<b>KEYED-ALIKE KITS</b>								
	- Provides single key workstation access	KAK-1	23	-	-	-	-	-
	- Field installed	KAK-2	46	-	-	-	-	-
	- Replaces random-keyed locks	KAK-3	66	-	-	-	-	-
	- Units can be quickly and easily re-keyed using a 'lock core removal' key (included with kit).	KAK-4	89	-	-	-	-	-
	- Determine correct number of keyed-alike locks required per office by referring to product illustrations.	KAK-5	111	-	-	-	-	-
	(Note: some units have multiple locks)	KAK-6	132	-	-	-	-	-
<b>HANDLE RETROFIT KITS</b>								
<b>H-WHB</b>								
	- 3.75" Waterfall Handle - Black - Field installed - Drilling template included	H-WHB	16 each	-	-	-	-	-
<b>H-OPB</b>								
	- 3.75" Open Pull - Black - Field installed - Drilling template included	H-OPB	16 each	-	-	-	-	-
<b>H-OPN</b>								
	- 3.75" Open Pull - Nickel - Field installed - Drilling template included	H-OPN	16 each	-	-	-	-	-
<b>H-BPA</b>								
	- 3.75" Rail Pull - Aluminum - Field installed - Drilling template included	H-BPA	16 each	-	-	-	-	-
<b>H-RPA</b>								
	- 3.75" Rod Pull - Aluminum - Field installed - Drilling template included	H-RPA	16 each	-	-	-	-	-
<b>H-ABP</b>								
	- 5" Bar Pull - Field installed - Drilling template included	H-ABP	16 each	-	-	-	-	-
<b>H-ALP</b>								
	- 5" Loop Pull - Field installed - Drilling template included	H-ALP	16 each	-	-	-	-	-
<b>POWER STATION</b>								
	- For use with standard Conference Table Tops only - Compatible with all Table Base styles except Panel H-Base. - Factory installed in standard locations only (see below). - Three grounded outlets, RJ45 and Jacks - 10 ft power cord RJ11							
	- 1 Power Station centered on 1-piece top or centered on one half of 2-piece top. - Add suffix (/PS1) to Conference Table Top product code	/PS-1	400	4.25 dia	1.5	0.5	-	
	- 2 Power Stations centered on each half of 2-piece top - Add suffix (/PS2) to Conference Table Top product code	/PS-2	797	4.25 dia	(x2)1.5	0.5	-	

Conference Table and Meeting Table Tops

Features:

- Table tops available in 5 shapes with 3 edge details.
- Table tops longer than 96" are 2-piece and are not grain-matched.
- All tops have matching 2.5 mm edgebanding.
- Power station can be factory installed in standard locations on Conference Table Tops (see previous page)



Compete





Compete Plus

Accessories

Conference Tables

Tables - Aluminum Legs

Conference Room

	Top Features	Seating Capacity	Product Code	List Price	Dimensions		Wt lbs	Cube ft <sup>3</sup>		
					L	W				
<b>CONFERENCE TABLE TOPS - RECTANGULAR</b>										
	1 - piece top 1 1/2" thick	6	RC 6036 •	953	60	36	89	3		
		6	RC 6636 •	989	66	36	98	4		
		6	RC 7236 •	1025	72	36	113	4		
		8	RC 8436 •	1224	84	36	123	4		
		8	RC 9636 •	1502	96	36	134	5		
		8	RC 8442 •	1281	84	42	145	5		
	2 - piece top 1 1/2" thick	8	RC 9642 •	1555	96	42	161	6		
		8	RC 8448 •	1305	84	48	155	5		
		8	RC 9648 •	1578	96	48	171	6		
		10	RC 12036 •	1791	120	36	185	7		
		10	RC 14436 •	1846	144	36	220	8		
		10	RC 12048 •	1868	120	48	242	8		
		10	RC 14448 •	2117	144	48	285	9		
		14	RC 16848 •	2881	168	48	310	10		
14	RC 19248 •	3360	192	48	342	11				
<b>CONFERENCE TABLE TOPS - RACETRACK</b>										
	1 - piece top 1 1/2" thick	6	RT 6036 •	1201	60	36	89	3		
		6	RT 6636 •	1240	66	36	98	4		
		6	RT 7236 •	1275	72	36	113	4		
		8	RT 8436 •	1433	84	36	123	4		
		8	RT 9636 •	1669	96	36	134	5		
		8	RT 8442 •	1409	84	42	145	5		
	2 - piece top 1 1/2" thick	8	RT 9642 •	1645	96	42	161	6		
		8	RT 8448 •	1509	84	48	155	5		
		8	RT 9648 •	1743	96	48	171	6		
		10	RT 12036 •	2004	120	36	185	7		
		10	RT 14436 •	2059	144	36	220	8		
		10	RT 12048 •	2083	120	48	242	8		
		10	RT 14448 •	2332	144	48	285	9		
		14	RT 16848 •	3267	168	48	310	10		
14	RT 19248 •	3678	192	48	342	11				
<b>CONFERENCE TABLE TOPS - BOAT SHAPE</b>										
" data-bbox="100 615 255 670"/>	1 - piece top 1 1/2" thick	8	BS 8442 •	1444	84	42	145	5		
		8	BS 9642 •	1722	96	42	161	6		
		8	BS 8448 •	1509	84	48	155	5		
	2 - piece top 1 1/2" thick	8	BS 9648 •	1743	96	48	171	6		
		10	BS 12048 •	2083	120	48	242	8		
		10	BS 14448 •	2332	144	48	285	9		
		14	BS 16848 •	3267	168	48	310	10		
		14	BS 19248 •	3678	192	48	342	11		
		<b>MEETING TABLE TOPS - ROUND</b>								
			1" thick top	3	RD 30-H	586	30 dia		40	2
3	RD 36-H			639	36 dia		50	2		
4	RD 42-H			821	42 dia		60	3		
5	RD 48-H			921	48 dia		70	4		
5	RD 54-H			1028	54 dia		80	5		
1 1/2" thick top	3		RD 30 •	780	30 dia		50	2		
	3		RD 36 •	840	36 dia		65	2		
	4		RD 42 •	1039	42 dia		80	3		
	5		RD 48 •	1150	48 dia		95	4		
	5		RD 54 •	1323	54 dia		110	5		
<b>MEETING TABLE TOPS - SQUARE</b>										
	1" thick top	4	SQ 30-H	513	30	30	50	2		
		4	SQ 36-H	567	36	36	60	2		
		4	SQ 42-H	754	42	42	70	3		
		4	SQ 48-H	856	48	48	80	4		
		8	SQ 54-H	963	54	54	90	5		
	1 1/2" thick top	4	SQ 30 •	708	30	30	60	2		
		4	SQ 36 •	773	36	36	75	2		
		4	SQ 42 •	965	42	42	90	3		
		4	SQ 48 •	1072	48	48	105	4		
		8	SQ 54 •	1220	54	54	120	5		

Select edge code: -F, -P3, -P4

**Conference Table Base & Wire Management Trough**

• **Conference Table Bases** are made of 1" thick laminate surfaces in a rectangular configuration. Front door opens and closes on two hinges for easy access to the inside of the base. The horizontal base has three grommet holes to allow access to the floor for data and power. Table Bases also have rear slots to allow for base-to-base cable management via a Wire Management Trough (sold separately). Wire Management Troughs are metal (black only) and also used to give added support to conference tables.

Table Base Dimensions: 28h" x 10"w x 18", 24", 30" or 36"d

Wire Management Troughs: 24", 30", 36", 42", 48", 54", 60", 66", or 72"w.

Wire Management Troughs are required if the distance between two conference table bases is 48" or greater.

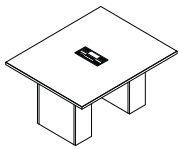
Compete

Product Code	List Price	Dimensions		
		W	D	H

Compete Plus

**INTERFACE CUT-OUTS**

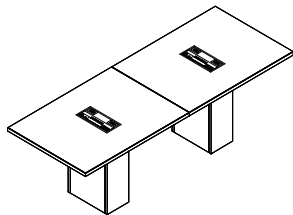
In-surface electrical can be specified for use with cabinet table base shown below. See page 104 for options.



- 1 Interface cut-out centered on 1-piece top  
- Add suffix (/PS3) to Conference Table Top product code

/PS3      215      13.63    6      -

Accessories

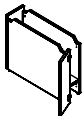


- 2 Interface cut-outs spaced evenly on 1 top or aligned with the bases of a 2-piece top.  
- Add suffix (/PS4) to Conference Table Top product code

/PS4      430      13.63    6      -

Conference Tables

**CABINET TABLE BASE**



WFS-LTB1018	616	10	18	28
WFS-LTB1024	653	10	24	28
WFS-LTB1030	689	10	30	28
WFS-LTB1036	725	10	36	28

Tables - Aluminum Legs

**WIRE MANAGEMENT TROUGH - PAIR**

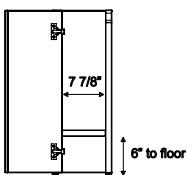


E-UNWSMT24	323	24	-	-
E-UNWSMT30	336	30	-	-
E-UNWSMT36	348	36	-	-
E-UNWSMT42	368	42	-	-
E-UNWSMT48	455	48	-	-
E-UNWSMT54	485	54	-	-
E-UNWSMT60	513	60	-	-
E-UNWSMT66	564	66	-	-
E-UNWSMT72	615	72	-	-

Conference Room

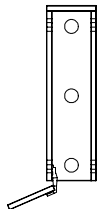
**Cabinet Table Base Views**

**Front View**



Allows space for floor cores and tombstones.

**Top View**



Horizontal base has (3) grommet holes allowing for floor access.

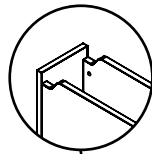
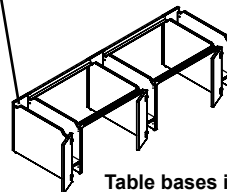


Table bases also have rear slots to allow for base-to-base cable management via a wire management trough (sold separately).



**Table bases in conjunction with wire management troughs**

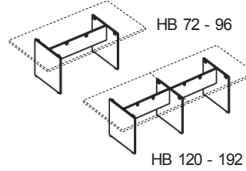
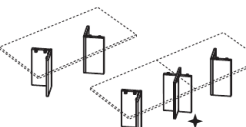

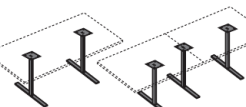
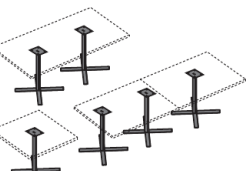
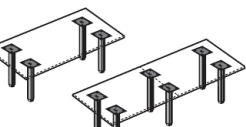


**Wire management trough side view**

**Conference Table Bases**

**Features:**

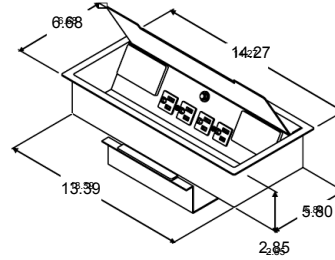
- Table bases available in 6 styles: 3 laminate panel bases and 3 metal bases.
- Metal T-Base, X-Base and 6" Post Leg also available in optional silver finish - add suffix (/SL) to product code.

	Product Code	List Price	Dimensions			Wt lbs	Cube ft <sup>3</sup>
			W	D	H		
<b>PANEL H-BASE</b>							
 <p>HB 72 - 96</p> <p>HB 120 - 192</p> <ul style="list-style-type: none"> <li>- Base code matches table top length</li> <li>- End panels &amp; center support 1" thick</li> </ul>	HB 60	775	30	24	28	50	3
	HB 66	775	30	24	28	55	3
	HB 72	847	43	24	28	55	3
	HB 84	847	43	24	28	55	3
	HB 96	847	43	24	28	55	3
	HB 120	1305	84	24	28	90	4
	HB 144	1305	84	24	28	90	4
	HB 168	1398	120	24	28	110	5
	HB 192	1493	140	24	28	120	5
<b>PANEL V-BASE</b>							
 <ul style="list-style-type: none"> <li>- 1-piece top requires 1 V-Base (pair)</li> <li>- V-base panels 1½" thick with steel corner post</li> <li>- 2-piece top also requires 1 X-Base for center support</li> </ul>	VB	1097	15	15	28	30	2
<b>PANEL X-BASE</b>							
 <ul style="list-style-type: none"> <li>- 1-piece top requires 2 X-Bases (use only on tops 72" or longer)</li> <li>- 2-piece top requires 3 X-Bases</li> <li>- X-base panels 1½" thick</li> </ul>	XB	868	27	27	28	40	2
<b>METAL T-BASE</b>							
 <ul style="list-style-type: none"> <li>- 1-piece top requires 2 T-Bases</li> <li>- 2-piece top requires 3 T-Bases</li> <li>- 3" diameter post with 35" W or 20" W low-profile foot</li> <li>- Black powder-coat finish standard</li> <li>- *TL-20 is for use with 20" and 24" deep tops only</li> </ul>	TL-35 TL-20	699 690	35 20	3.5 3.5	28 28	25 20	4 4
<b>METAL X-BASE</b>							
 <ul style="list-style-type: none"> <li>- 1-piece top larger than 48" wide requires 2 X-Bases</li> <li>- 2-piece top requires 3 X-Bases</li> <li>- 3" diameter post with 35" x 35" or 30" X 30" low-profile foot</li> <li>- Black powder-coat finish</li> <li>- *XL-30 is for 30" round and 30" square meeting tables standard</li> </ul>	XL-35 XL-30	949 890	35 30	35 30	28 28	35 31	16 13
<b>6" POST LEG</b>							
 <ul style="list-style-type: none"> <li>- 1-piece top requires 4 Post Legs</li> <li>- 2-piece top requires 6 Post Legs</li> <li>- 6" diameter with 2 levelers for added stability</li> <li>- Black powder-coat finish standard</li> </ul>	PL-6	402	6" dia		28	10	1

**Interface Tabletop Unit**

**Features:**

- Include four outlet plugs and may be ordered with four open telecom plate openings or in pre-configured telecom plate options.
- Unit comes with a 72" cord, is UL listed and CSA certified, and is designed to fit table thickness between 7/8" - 2".
- Telecom plates and jacks are specified separately.
- Interface unit is available in black, silver, or brushed aluminum finish.

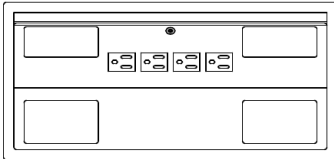


Compete

**Product Code      List Price**

Compete Plus

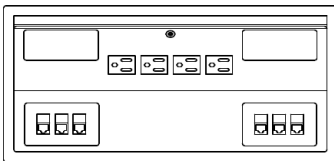
**4 TELECOM OPENINGS (Kit 1)**



Black	E-I4BBK	1,472
Silver	E-I4BSV	1,472
Aluminum	E-I4BBR	3,231

Accessories

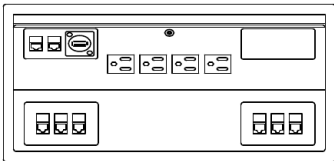
**(2) 3 CAT 5 PLATES, (2) BLANK PLATES TELECOM OPENINGS (Kit 2)**



Black	E-I6C52BBK	2,325
Silver	E-I6C52BSV	2,325
Aluminum	E-I6C52BBR	4,084

Conference Tables

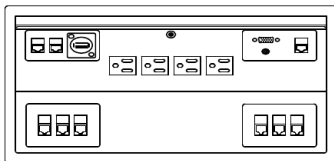
**(2) 3 CAT 5 PLATES, (1) DATA/PHONE USB, (1) BLANK PLATE TELECOM OPENINGS (Kit 3)**



Black	E-I6C51D1BBK	2,645
Silver	E-I6C51D1BSV	2,645
Aluminum	E-I6C51D1BBR	4,403

Tables - Aluminum Legs


**(2) 3 CAT 5 PLATES, (1) DATA/PHONE USB, (1) A/V MIX KIT (Kit 4)**



Black	E-I6C51D1AVBK	3,050
Silver	E-I6C51D1AVSV	3,050
Aluminum	E-I6C51D1AVBR	4,809

Conference Room

**Individual Jack and Plate Ordering**



Blank Plate	E-IBLANK	15
Blank Plate with 3 Jack Holes	E-IBLANK3J	76
Plate with (3) RJ45 Cat 6	E-IRJ45CAT6	417
Plate with (3) RJ45 Cat 5E Inline	E-IRJ45CAT5E	417
Plate with (1) RJ11 Cat 3, (1) RJ45 Cat 6, (1) USB Inline	E-IRJ11CAT3	342
Plate with (1) RJ45 Cat 6, (1) Mini Stereo Inline, and (1) 15-Pin HD VGA	E-IRJ45CAT6MSI	427
RJ11 Jack	E-ICAT3	76
RJ45 Cat 5	E-ICAT5	139
RJ45 Cat 6	E-ICAT6	139



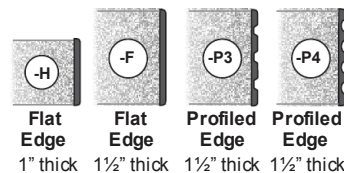


**Conference Room and Miscellaneous Furniture**

**Features:**

- All tops 1" or 1½" thick with 2.5mm edgebanding
- 1½" thick tops have choice of 3 edge details
- Furniture with 1½" tops have handles standard. See specifying instructions below.
- Furniture with 1" thick tops have black integral pull standard. For optional silver, add suffix (/FPS) to product code.
- Optional surface-mounted handles available for furniture with 1" thick tops

**Top Edge Detail**



Compete

Compete Plus

Accessories

Conference Tables

Tables - Aluminum Legs

Conference Room

Product Code	List Price	Dimensions			Wt lbs	Cube ft³
		W	D	H		

**LECTERN**



- 2 interior shelves
- 1 grommet
- Locking casters
- Shipped assembled

1" thick top	LT 1818-H	1374	18	18	44	85	8
1½" thick top	LT 1818 *	1536	18	18	44.5	90	8

**END TABLE**



- Full width center support
- 6" high

1" thick top	ET 2424-H	683	24	24	18	40	2
1" thick top	ET 3030-H	748	30	30	18	50	3
1½" thick top	ET 2424 *	736	24	24	18.5	45	2
1½" thick top	ET 3030 *	859	30	30	18.5	55	3

**COFFEE TABLE**



- Full width center support
- 6" high

1" thick top	CT 4220-H	752	42	20	16	50	3
1" thick top	CT 4824-H	817	48	24	16	55	3
1½" thick top	CT 4220 *	894	42	20	16.5	60	3
1½" thick top	CT 4824 *	949	48	24	16.5	65	3

**PRINTER TABLE**



- 3 (8 ½" w x 2¾" h) paper sorter cubbies
- 1 pullout shelf with paper access (height clearance 12 ½" above; 8" below)
- Cable management grommets in back
- Shipped assembled

1" thick top	PT 3024-H	1252	30	24	29	100	13
1" thick top	PT 3624-H	1362	36	24	29	120	16
1½" thick top	PT 3024 *	1374	30	24	29.5	110	13
1½" thick top	PT 3624 *	1476	36	24	29.5	130	16

**SINGLE SERVICE CART - MOBILE**



- 3 (8 ½" w x 2¾" h) paper sorter cubbies
- 1 pullout shelf with paper access (height clearance 12 ½" above; 8" below)
- Cable management grommets in back
- Shipped assembled

1" thick top	SS 1921-H	1747	19	21	36	85	12
1½" thick top	SS 1921 *	1944	19	21	36.5	90	12

**DOUBLE SERVICE CART - MOBILE**



- Upper pull-out shelf
- 2 box drawers
- Double storage with adjustable shelves
- Non-locking
- Shipped assembled

1" thick top	SS 3221-H	2921	32	21	36	120	20
1½" thick top	SS 3221 *	3,270	32	21	36.5	130	20

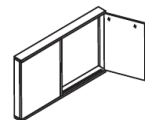
**AUDIOVISUAL CABINET**



- Upper doors retract inside cabinet
- Pull-out turntable for TV - 29" high
- Upper media shelf - 5" high
- Lower box drawer for media storage
- Lower right section with 2 adjustable shelves
- Cable management grommets in back
- Non-locking
- Shipped assembled

1" thick top	AV 3625-H	5284	36	25	65	260	40
1½" thick top	AV 3625 *	5675	36	25	65.5	270	40

**MARKER BOARD**



- Whiteboard for dry-erase markers
- Ledge for eraser & marker storage
- Left door - tackable corkboard
- Right door - flipchart pegs (mounting holes on 17½" center)
- 2-piece cleat wall-mount system
- Shipped assembled

1" thick top	MB 5040-H	2413	50	5	40	140	10
1½" thick top	MB 5040 *	2560	50	5	40.5	145	10

COMPETE PLUS - Select edge code: -F, -P3, -P4

COMPETE PLUS - Select handle code: /WHB, /OPB, /OPN, /BPA, /RPA, /ABP, /ALP

**MOBILE WHITEBOARD/DIVIDER**



- 36" x 36" whiteboard
- Marker tray
- Shipped ready-to-assemble

MWD 4872-H	2200	48	28	72	120	10
------------	------	----	----	----	-----	----













# Index

	Compete	Compete Plus	Other Items
Accessories	99, 100	99, 100	99, 100
Aluminum Leg Returns & Tables	23	69	105
Bookcases	51	97	-
Bow Front Desks	14, 15, 16	60, 61, 62	-
Bridges	23, 30-32, 52	69, 76-78, 98	-
Conference Room Furniture	-	-	101-106
Conference Table Bases	-	-	102, 103
Conference and Aluminum Leg Tables	-	-	105
Connector Tops	52	98	-
Corner Desk Shells - Extended Left or Right	34, 35	80, 81	-
Corner Overheads	41	87	-
Corner Reception Galleries	44	90	-
Corner Units	28	74	-
Credenzas	24, 25, 26	70, 71, 72	-
Desks - Pedestal & Bow Front	14, 15, 16	60, 61, 62	-
Desk Shells	30, 31, 32, 33	76, 77, 78, 79	-
Desk Top Panels	52	98	-
D-Tops	36	83	-
Executive Corner Desks	17	63	-
Executive D-Top Corner Desks	19, 20	65, 66	-
Executive P-Top Corner Desks	18	64	-
Extended Corner Desk Shells	34, 35	80, 81	-
Extension Tables	52	98	-
Features Overview	9	57	-
Fundamentals Workstations	12, 13	-	-
Hutches	38, 39, 40	84, 85, 86	-
Instant Offices	10, 11	58, 59	-
Keyboards	99	99	99
Lateral Files	47	93	-
Lower Storage Units	48	94	-
Meeting Tables	101	101	-
Notches - Desk Shells	29, 33	75, 79	-
Overheads	38, 39, 40	84, 85, 86	-
Paper Management Options	42	88	-
Pedestals	46	92	-
Pedestal Desks	14, 15, 16	60, 61, 62	-
Pedestal Returns	21, 22	67, 68	-
P-Tops	37	82	-
Reception Galleries	43, 44, 45	89, 90, 91	-
Reception Workstations	27	73	-
Returns	21, 22, 23	67, 68, 69	-
Specifying Guide - Keyboards/Corners/Notches	29	75	-
Specifying Hints	7, 8	7, 8	7, 8
Storage Towers & Wardrobe Towers	49, 50	95, 96	-
Storage Units	48	94	106
Tables	-	-	101-105
Tackboards	42	88	-
Wire Management	99, 102	99, 102	99, 102

**National Showrooms:**

**Chicago**

The Merchandise Mart  
Suite 1082  
Chicago, Illinois 60654

**New York**

ALS New York  
257 Park Avenue South  
Suite 600  
New York, New York 10010

**Boston**

ALS Headquarters  
4 Bonazzoli Avenue  
Hudson, Massachusetts 01749

**GSA Sales**

GSA Contract GS-29F-0006K  
FSC Group 71, Part 1 Office Furniture

**For additional information on AIS:**

Dealer Showrooms  
Representative Directory  
Project Case Studies  
Online Catalog & Product Showcase  
Visit: [www.ais-inc.com](http://www.ais-inc.com)



4 Bonazzoli Avenue • Hudson, MA 01749  
800.434.7400 978.562.7500 Fx 978.562.0811  
[www.ais-inc.com](http://www.ais-inc.com)